

第13届冬季残疾人奥林匹克运动会
The XIII Paralympic Winter Games



官方成绩册 Official Results Book

残奥冰球
Para Ice Hockey



一起向未来
Together for a Shared Future

Version History

Version	Date	Created by	Comments
1.0	13 MAR 2022	Kanstantsyia LESHCHANKA (VRM) Corrado BARBERO (VRM) LENG Zibin (DVRM) YIN Gaoyu (DVRM)	First version



Competition Format and Rules

赛制与规则

As of FRI 4 MAR 2022

PARALYMPIC COMPETITION FORMAT

Overview

Para ice hockey follows the rules of the International Ice Hockey Federation (IIHF) with modifications. As in ice hockey, each team attempts to outscore their opponents by shooting the puck across the ice and into the opposing team's goal while preventing the opposing team from scoring.

Six players (including the goalkeeper) from each team are on the ice at one time. Instead of skates, players use double-blade sledges that allow the puck to pass beneath.

Players use two sticks, which have a spike-end for pushing and a blade-end for shooting. Therefore, with a quick flip of the wrist, the players are able to propel themselves using the spikes and then play the puck using the blade-end of the sticks. A player may use two sticks with blades in order to facilitate stick handling and ambidextrous shooting.

Para ice hockey games consist of three 15-minute periods.

At Beijing 2022, Para ice hockey is a seven-team mixed tournament.

Preliminary round

All teams will participate in the preliminary round with each team allocated to one of two groups (A or B). Each team plays each other team in their group once in a round-robin format. The three highest-ranked teams from the world rankings will be in Group A and the remaining four will be in Group B.

Points will be awarded on the following basis:

- Three points for the winning team at the conclusion of regulation time.
- Regulation draw: one point for both teams at the conclusion of regulation time if the game is tied
- Overtime win: one additional point for the team winning the game in an overtime period, or the penalty shot shootout procedure as defined in the World Para Ice Hockey (WPIH) rulebook if the teams are still tied following the conclusion of the overtime period.
- Regulation loss: no points for the team losing the game at the conclusion of regulation time.

At the end of the preliminary round, the top two teams from group A will progress to the semifinals and the bottom team in group B will be ranked seventh.

Playoff round

The team finishing third in group A will play the team finishing third in group B in the first qualifying final. The teams finishing first and second in group B will play each other in the second qualifying final. The losers of these matches will progress to the playoff for fifth while the winners will progress to the semifinals to play the top two teams from group A.

Semifinals

The team finishing second in group A will play the winner of the first qualification final in semifinal 1. The team finishing first in group A will play the winner of the second qualification final in semifinal 2. The winners of the semifinals will progress to the gold-medal game while the losers will progress to the bronze-medal game.

Tiebreaks

If a preliminary-round game is tied at the end of regulation time, a five-minute overtime period shall be played immediately after an intermission of three minutes. The teams will defend the same goals as in the third period. The game will end when the five minutes has expired or when a goal is scored; the scoring team will be declared the winner. If no goal is scored in the



overtime period then the penalty shot shootout procedure will apply. Overtime periods shall be played with each team at the numerical strength of four skaters and one goalkeeper.

If a playoff game, a semifinal or the bronze-medal game is tied at the end of regulation time, a 10-minute overtime period shall be played immediately following the completion of an intermission of three minutes. The teams will defend the same goals as in the third period. The game will end when the 10 minutes has expired or when a goal is scored; the scoring team will be declared the winner. If no goal is scored in the overtime period the penalty shot shootout procedure will apply. Overtime periods shall be played with each team at the numerical strength of four skaters and one goalkeeper.

If the gold-medal final game is tied at the end of regulation time, a 15-minute overtime period shall be played immediately following the completion of a 15-minute intermission during which the ice will be resurfaced. The teams will change ends for the overtime period. The puck will be faced off at centre ice. The game will end when the 15 minutes has expired or when a goal is scored; the scoring team will be declared the winner. If no goal is scored in the overtime period then the penalty shot shootout procedure will apply. Overtime periods shall be played with each team at the numerical strength of four skaters and one goalkeeper.

For handling ties (same win/loss record) at the end of the round robin (refer to World Para Ice Hockey Regulation 8.3).

Video goal judge system

The video replay system available to the video goal judge must be equivalent to the Olympic or IIHF standards and approved by the World Para Ice Hockey Sport Technical Committee at least five days prior to the first day of competition (refer to World Para Ice Hockey Regulations 11.8).

Participation references

Expected number of athletes: maximum 126.

Expected number of teams: seven, normally with 17 or 18 players per team depending upon female participation.

DIFFERENCES FROM PYEONGCHANG 2018 PARALYMPIC GAMES

The structure of the groups in the preliminary round is different for Beijing 2022.

DIFFERENCES FROM OLYMPIC GAMES

- Para ice hockey is a mixed tournament. The Olympic Games features separate tournaments for men and women.
- Paralympic team sizes are 15 players (or 16 depending on female participation) and two goalkeepers. Olympic hockey teams are 22 skaters and three goalkeepers for men and 20 skaters and 3 goalkeepers for women.
- Olympic competition for men includes qualification and quarterfinal games.
- Olympic competition for women includes quarterfinal games.
- Olympic ice hockey uses two referees and two linespersons. Para ice hockey uses one referee and two linespersons.
- Para ice hockey has one timeout per team for 60 seconds.
- Para ice hockey has 15-minute periods rather than the Olympic Games' 20-minute periods.
- The following Olympic ice hockey offences are not valid for Para ice hockey: kicking, kneeling
- Teeing is applicable only in Para ice hockey.
- For penalty shot shootouts in Paralympic competition, teams start with three shots each before proceeding with alternate team shots if still tied. At the Olympic Games teams commence the penalty shot shootout with five shots team before proceeding with alternate team shots if still tied.
- Players in Para ice hockey use a sledge rather than skates.
- Players in Para ice hockey use two hockey sticks which are much smaller than the sticks used in Olympic ice hockey. These sticks also have 'picks' on the butt end which are used for propulsion.



Equipment regulations

Protective gear

Because of the physical nature of the game, all players are required to wear a helmet with a full cage or mask. Players are also encouraged to wear protective padding, including shoulder pads, shin guards, elbow pads and large padded gloves. In addition, the goalkeeper wears leg pads, large shoulder pads, a helmet with a cage, a catcher glove and blocker glove to protect the athlete from pucks flying up to 100 km/h.

Puck

Made of vulcanised rubber or other approved material, the puck is 2.5cm thick, with a diameter of 7.6cm and weighs 156g to 170g.

Sledge

Made of aluminium, steel, titanium and magnesium, sledges are 80cm minimum in length with a curved front end and a bucket seat. The sledge is set on two blades, which are usually made of tempered steel and are each 3mm thick. The puck must be able to pass underneath the sledge. The height of the main frame must be between 8.5cm and 9.5cm above the ice, and the length of the blades must be between 16cm and 32cm. The sledge may be equipped with a backrest but it must not protrude laterally beyond the armpits when the player is properly seated. Straps secure a player's feet, ankles, knees and hips to the sledge.

Stick

In Para ice hockey, players use two sticks with a curved blade at one end (for puck handling and ambidextrous shooting) and a pick at the other end. Each stick has a maximum length of 1m and is made of carbon fibre or fibreglass. The blade has a maximum length of 32cm, except for the goaltender's blade, which has a maximum length of 39cm. The pick end of the stick must not damage the ice surface or inadvertently puncture or slash other players, so the following rules apply:

- No part of the pick or teeth may come to a sharp point.
- The pick must not extend more than 1cm anywhere beyond the stick.
- The pick must have at least six teeth, each with a maximum length of 4mm.
- The goaltender may have an additional pick at the base end of his stick.



Medallists by Event
各小项获奖运动员
As of SUN 13 MAR 2022 at 13:50

Event	Date	Medal	Name	NPC Code
Mixed	SUN 13 MAR	GOLD	DEQUEBEC Ralph DODSON Travis EUSTACE David FARMER Declan GROVE Noah JONES Malik LAMARRE Griffin LEE Jen McKEE Kevin MISIEWICZ Joshua NICHOLS Evan PAULS Josh ROMAN Rico ROYBAL Brody WALLACE Jack WOODKE Joseph ZYCH Kyle	USA
		SILVER	ARMSTRONG Rob BRIDGES Billy CRANE Rod DELANEY Ben DIXON Adam DUNN James HENRY Tyrone HICKEY Liam JACOBS-WEBB Anton KINGSMILL Adam LAROCQUE Dominic LAVIN Zach LEHOUX Antoine McGREGOR Tyler RILEY Garrett SISON Branden WESTLAKE Greg	CAN
		BRONZE	BAI Xuesong CHE Hang CUI Yutao HU Guangjian JI Yanzhao LI Hongguan LYU Zhi QIU Dianpeng SHEN Yifeng SONG Xiaodong TIAN Jintao WANG Jujiang WANG Wei WANG Zhidong XU Jinqiang YU Jing ZHANG Zheng ZHU Zhanfu	CHN



Directorate
竞赛委员会

As of THU 3 MAR 2022

REVISED
3 MAR 17:50

Function	Name	Organisation
Voting Members:		
Chairperson:	ANDERSSON Peter	SWE - Sweden
Member:	BRENNAN Dan	USA - United States of America
	DRAB Miroslav	SVK - Slovakia
	HAN Min Su	KOR - Republic of Korea
	KRAKOVICOVA Jaroslava	CZE - Czech Republic
	LONGHI Andrea	ITA - Italy
	NAN Tang	CHN - People's Republic of China
	STARKMAN Marshall	CAN - Canada
Beijing 2022:	DUAN Jufang	CHN - People's Republic of China
Non-voting Members:		
Assistant Technical Delegate:	BAUMGARTNER Gregor	AUT - Austria
Sport Manager:	LAFLAMME Michelle	CAN - Canada
Official Supervisor:	BOESE Paul	CAN - Canada
Medical Supervisor:	van BEMMEL Mia	CAN - Canada
Directorate Officer:	POYNTON Emma	AUS - Australia

Note:
Directorate data may be updated until start of competition.

REVISED Report updated due to IPC decision to decline entries from RPC and BLR



Competition Officials

竞赛官员

As of TUE 1 MAR 2022

Function	Name	Organisation
On-Ice Officials:		
Referee:	DANIELSEN Kenneth	NOR - Norway
	ESPOSITO Bobby	USA - United States of America
	GRUMSEN Jacob	DEN - Denmark
	LUTHCKE Owe	NOR - Norway
	WEBINGER Kevin	CAN - Canada
Linesperson:	BEELEN Louis	NED - Netherlands
	FAZEKAS Tibor	SRB - Serbia
	FERGENBAUM Matt	CAN - Canada
	LUNDEN Andreas	SWE - Sweden
	NOTHEGGER David	AUT - Austria
	RUNDSTROM Tony	SWE - Sweden
	VANEK Jan	CZE - Czech Republic
Off-Ice Officials:		
Official Scorekeeper:	MA Xiangrui	CHN - People's Republic of China
	ZHANG Qiuming	CHN - People's Republic of China
Official Timekeeper:	CHANG Minglin	CHN - People's Republic of China
	DING Shuai	CHN - People's Republic of China
	LIU Liang	CHN - People's Republic of China
	NA Mengyuan	CHN - People's Republic of China
Supervisors:	BOESE Paul	CAN - Canada
Video Goal Judge:	ROETHLISBERGER Brad	USA - United States of America

Note:
Officials data may be updated until start of competition.



Team Roster

队伍名单

As of FRI 4 MAR 2022

Initial Registration 4 MAR 2022

CAN - Canada

No.	Name	Pos.	Gender	Date of Birth	Club	Registration*
2	CRANE Rod	D	M	6 SEP 1991	Team Canada, (CAN)	
4	DUNN James	F	M	12 NOV 2000	Team Canada, (CAN)	
5	HENRY Tyrone	D	M	21 OCT 1993	Team Canada, (CAN)	
6	ARMSTRONG Rob	D	M	12 SEP 1996	Team Canada, (CAN)	
7	LAVIN Zach	F	M	31 JAN 1997	Team Canada, (CAN)	
8	McGREGOR Tyler	F	M	11 MAR 1994	Team Canada, (CAN)	
10	DELANEY Ben	F	M	23 AUG 1996	Team Canada, (CAN)	
11	DIXON Adam	D	M	13 AUG 1989	Team Canada, (CAN)	
12	WESTLAKE Greg	F	M	12 JUN 1986	Team Canada, (CAN)	
15	SISON Branden	D	M	8 FEB 2000	Team Canada, (CAN)	
18	BRIDGES Billy	F	M	22 MAR 1984	Team Canada, (CAN)	
22	RILEY Garrett	F	M	27 APR 1995	Team Canada, (CAN)	
23	HICKEY Liam	F	M	25 MAR 1998	Team Canada, (CAN)	
26	JACOBS-WEBB Anton	F	M	18 SEP 2000	Team Canada, (CAN)	
28	LEHOUX Antoine	F	M	27 OCT 1993	Team Canada, (CAN)	
31	LAROCQUE Dominic	GK	M	30 JUL 1987	Team Canada, (CAN)	
54	KINGSMILL Adam	GK	M	3 MAR 2000	Team Canada, (CAN)	

Average Age:

27

Total: 15 players and 2 goalkeepers

Team Officials:

Function	Name	Date of Birth
Head Coach:	BABEY Ken	24 OCT 1954
Assistant Coach:	FOLIGNO Mike	29 JAN 1959
Assistant Coach:	HERRINGTON Russ	30 JUN 1972
Physiotherapist:	LENART Michael	27 NOV 1989
Team Staff:	BOSWALL Grant	27 AUG 1973
Team Staff:	JAY Tyler	12 NOV 1995

Note:

* Registration date of single players is only shown when different from Initial Registration date

Legend:

D Defender **F** Forward **GK** Goalkeeper **M** Male
No. Jersey number **Pos.** Position



Team Roster

队伍名单

As of FRI 4 MAR 2022

Initial Registration 4 MAR 2022

CHN - China

No.	Name	Pos.	Gender	Date of Birth	Club	Registration*
1	WANG Wei	GK	M	21 SEP 1994	Team China, (CHN)	
3	LYU Zhi	D	M	13 MAY 2001	Team China, (CHN)	
5	BAI Xuesong	D	M	10 JUN 1992	Team China, (CHN)	
7	XU Jinqiang	D	M	6 MAR 1990	Team China, (CHN)	
8	WANG Zhidong	F	M	15 JUL 2000	Team China, (CHN)	
11	YU Jing	F	F	22 SEP 1983	Team China, (CHN)	
12	CHE Hang	D	M	25 DEC 1997	Team China, (CHN)	
15	SONG Xiaodong	F	M	1 NOV 1997	Team China, (CHN)	
17	SHEN Yifeng	F	M	22 APR 1998	Team China, (CHN)	
18	WANG Jujiang	F	M	15 JUL 1996	Team China, (CHN)	
19	ZHANG Zheng	F	M	28 JUL 1998	Team China, (CHN)	
20	JI Yanzhao	GK	M	29 SEP 1990	Team China, (CHN)	
22	HU Guangjian	D	M	27 JAN 1997	Team China, (CHN)	
23	CUI Yutao	F	M	16 SEP 1985	Team China, (CHN)	
24	ZHU Zhanfu	D	M	19 DEC 1999	Team China, (CHN)	
28	TIAN Jintao	F	M	9 OCT 2002	Team China, (CHN)	
30	QIU Dianpeng	F	M	17 DEC 2002	Team China, (CHN)	
32	LI Hongguan	F	M	1 FEB 2001	Team China, (CHN)	

Average Age: 25

Total: 16 players and 2 goalkeepers

Team Officials:

Function	Name	Date of Birth
Head Coach:	SHARSHUKOV Nikolay	13 AUG 1960
Assistant Coach:	JIN Xianxiu	10 NOV 1964
Assistant Coach:	YIN Jiwu	6 OCT 1957
Medical Officer:	YANG Kairan	4 MAY 1998
Team Staff:	CHE Yubin	27 DEC 1995
Team Staff:	XUE Xin	18 APR 1989

Note:

* Registration date of single players is only shown when different from Initial Registration date

Legend:

D Defender **F** Female / Forward **GK** Goalkeeper **M** Male
No. Jersey number **Pos.** Position



Team Roster

队伍名单

As of FRI 4 MAR 2022

Initial Registration 4 MAR 2022

CZE - Czech Republic

No.	Name	Pos.	Gender	Date of Birth	Club	Registration*
1	KUDELA Martin	GK	M	14 JUL 1997	SHK Mustangove AUTO in, (CZE)	
6	VAPENKA Michal	GK	M	18 AUG 1973	HC Sparta Praha parahokej, (CZE)	
11	WAGNER Karel	D	M	8 JAN 1998	SKV Sharks Karlovy Vary, (CZE)	
15	ZELINKA Radek	D	M	15 SEP 1991	SKV Sharks Karlovy Vary, (CZE)	
18	NOVOTNY Miroslav	F	M	13 AUG 1986	HC Sparta Praha parahokej, (CZE)	
19	OHAR Alex	F	M	29 JAN 2004	HC Sparta Praha parahokej, (CZE)	
23	FROLIK Jan	D	M	20 MAR 1992	HC Sparta Praha parahokej, (CZE)	
29	KUBES Pavel	D	M	25 NOV 1983	SHK Mustangove AUTO in, (CZE)	
33	HECKO Vaclav	F	M	6 MAR 1995	Havirov Parahokej, (CZE)	
55	VESELY Filip	F	M	24 JUN 2005	SKV Sharks Karlovy Vary, (CZE)	
67	DOLEZAL Pavel	D	M	23 JAN 1994	SHK Mustangove AUTO in, (CZE)	
74	GEIER Michal	F	M	7 APR 1986	SKV Sharks Karlovy Vary, (CZE)	
75	RAUL Jiri	F	M	10 OCT 1977	HC Sparta Praha parahokej, (CZE)	
77	PALAT David	F	M	17 MAY 1984	SHK Lapp Zlin, (CZE)	
82	HABL Zdenek	F	M	17 APR 1982	SHK Lapp Zlin, (CZE)	
92	SEDLACEK Patrik	F	M	15 AUG 2001	SKV Sharks Karlovy Vary, (CZE)	
96	KRUPICKA Zdenek	F	M	22 FEB 1980	HC Sparta Praha parahokej, (CZE)	

Average Age: 31

Total: 15 players and 2 goalkeepers

Team Officials:

Function	Name	Date of Birth
Head Coach:	NOVOTNY Jakub	19 MAY 1993
Assistant Coach:	SZTURC Jan	25 JUN 1986
Doctor:	MUSIL Libor	30 MAY 1976
Physiotherapist:	CEROVSKY Marek	5 JUL 1988
Physiotherapist:	DOBESOVA Michaela	12 APR 1991
Team Staff:	STRANSKY Petr	16 SEP 1973

Note:

* Registration date of single players is only shown when different from Initial Registration date

Legend:

D Defender **F** Forward **GK** Goalkeeper **M** Male
No. Jersey number **Pos.** Position



Team Roster

队伍名单

As of FRI 4 MAR 2022

Initial Registration 4 MAR 2022

ITA - Italy

No.	Name	Pos.	Gender	Date of Birth	Club	Registration*
1	STILLITANO Santino	D	M	26 JUN 1969	Western Para Ice Hockey, (ITA)	
2	ENDERLE Alex	D	M	4 APR 1998	South Tyrol Eagles, (ITA)	
3	ROSA Gianluigi	D	M	27 JUN 1987	South Tyrol Eagles, (ITA)	
4	REMOTTI MARNINI Matteo	F	M	21 OCT 1999	South Tyrol Eagles, (ITA)	
6	CAVALIERE Gian Luca	D	M	11 JUN 1971	South Tyrol Eagles, (ITA)	
8	RADICE Roberto	F	M	27 AUG 1981	Western Para Ice Hockey, (ITA)	
10	KAFMANN Stephan	F	M	11 MAY 1986	South Tyrol Eagles, (ITA)	
11	LARCH Nils	F	M	26 MAY 1997	South Tyrol Eagles, (ITA)	
14	BALOSSETTI Bruno	D	M	14 JUN 1973	Western Para Ice Hockey, (ITA)	
15	ARAUDO Gabriele	GK	M	5 AUG 1974	Western Para Ice Hockey, (ITA)	
18	MACRI Andrea	D	M	26 MAY 1991	Western Para Ice Hockey, (ITA)	
25	TORELLA Francesco	F	M	29 OCT 1992	South Tyrol Eagles, (ITA)	
27	ANDREONI Alessandro	F	M	27 FEB 1997	Western Para Ice Hockey, (ITA)	
34	LANZA Gabriele	F	M	5 MAY 1991	Western Para Ice Hockey, (ITA)	
62	DEPAOLI Christoph	F	M	2 DEC 1997	South Tyrol Eagles, (ITA)	
82	KASSLATTER Julian	GK	M	16 JUN 1982	South Tyrol Eagles, (ITA)	
84	KERSCHBAUMER Stefan	D	M	13 OCT 1984	South Tyrol Eagles, (ITA)	

Average Age: 35

Total: 15 players and 2 goalkeepers

Team Officials:

Function	Name	Date of Birth
Head Coach:	da RIN de LORENZO Massimo	2 DEC 1960
Assistant Coach:	BIANCHI Mirko	11 OCT 1988
Doctor:	PASTRONE Antonio	29 JUN 1984
Physiotherapist:	SAIANI Chiara	19 MAY 1987
Team Staff:	NAPOLI Gian Luca	18 JUL 1965
Team Staff:	TOPPAN Daniele	3 DEC 1962

Note:

* Registration date of single players is only shown when different from Initial Registration date

Legend:

D Defender **F** Forward **GK** Goalkeeper **M** Male
No. Jersey number **Pos.** Position



Team Roster

队伍名单

As of FRI 4 MAR 2022

Initial Registration 4 MAR 2022

KOR - Republic of Korea

No.	Name	Pos.	Gender	Date of Birth	Club	Registration*
1	LEE Jun Yong	F	M	28 JAN 1992	Incheon Baro Hospital, (KOR)	
3	RYU Jee Hyun	F	M	30 JUL 1986	Gangwon Province, (KOR)	
7	CHOI Kwang Hyouk	D	M	15 MAR 1987	Gangwon Province, (KOR)	
9	CHOI Si Woo	F	M	12 NOV 1996	Gangwon Province, (KOR)	
10	CHO Young Jae	D	M	10 JAN 1985	Gangwon Province, (KOR)	
11	CHOI Bae Suk	F	M	7 AUG 1980	Goyang Ice Worrios, (KOR)	
12	KIM Young Sung	D	M	1 MAY 1983	Gangwon Province, (KOR)	
14	JUNG Seung Hwan	F	M	9 JAN 1986	Gangwon Province, (KOR)	
20	JANG Dong Shin	D	M	10 JAN 1976	Gangwon Province, (KOR)	
27	CHO Byeong Seok	F	M	6 JUN 1985	Gangwon Province, (KOR)	
28	LEE Jong Kyung	F	M	28 OCT 1973	Gangwon Province, (KOR)	
31	YU Man Gyun	D	M	3 APR 1974	Gangwon Province, (KOR)	
32	LEE Jae Woong	GK	M	17 MAR 1996	Gangwon Province, (KOR)	
39	CHOI Hyuk Jun	GK	M	12 JUL 1972	Seoul Yonsei Eagles, (KOR)	
51	KIM Sang Lak	F	M	29 JAN 1979	Goyang Ice Worrios, (KOR)	
55	JANG Jong Ho	F	M	29 MAR 1984	Gangwon Province, (KOR)	
88	PARK Sang Hyeon	F	M	9 SEP 1973	Chungnam Asan Smart Rhino, (KOR)	

Average Age: 39

Total: 15 players and 2 goalkeepers

Team Officials:

Function	Name	Date of Birth
Head Coach:	HAN Min Su	3 JUN 1970
Assistant Coach:	KIM Daesik	28 MAY 1980
Assistant Coach:	KIM Junggho	12 DEC 1984
Assistant Coach:	KIM Taeho	18 APR 1983
Equipment Manager:	CHOI Young Chul	29 MAY 1971
Physiotherapist:	LEE Dongwoo	6 DEC 1991

Note:

* Registration date of single players is only shown when different from Initial Registration date

Legend:

D Defender **F** Forward **GK** Goalkeeper **M** Male
No. Jersey number **Pos.** Position



Team Roster

队伍名单

As of FRI 4 MAR 2022

Initial Registration 4 MAR 2022

SVK - Slovakia

No.	Name	Pos.	Gender	Date of Birth	Club	Registration*
7	STASAK Miroslav	F	M	2 OCT 1985	SOHO Olomoucti Kohouti, (CZE)	
10	STIT Peter	D	M	19 JUN 1974	MHK Dolny Kubin, (SVK)	
11	LIGDA Marian	F	M	11 JUN 1979	SHK Lapp Zlin, (CZE)	
18	LEPACEK Eduard	GK	M	18 MAR 1994	Parahokej Havirov, (CZE)	
21	PASTUCHA Miroslav	GK	M	28 APR 1985	MHK Dolny Kubin, (SVK)	
25	JOPPA Martin	F	M	2 MAY 1997	SHK Lapp Zlin, (CZE)	
27	KASCAK Peter	D	M	1 MAR 1982	MHK Dolny Kubin, (SVK)	
30	FOJTIK Erik	F	M	7 MAY 1972	Parahokej Havirov, (CZE)	
33	HLINKA Michal	D	M	11 JUL 1991	SOHO Olomoucti Kohouti, (CZE)	
44	TURIC Robert	F	M	19 APR 1971	SHK Lapp Zlin, (CZE)	
45	VECEREK Milos	F	M	6 SEP 1995	SOHO Olomoucti Kohouti, (CZE)	
66	FERENCIK Slavomir	D	M	12 SEP 1979	SHK Lapp Zlin, (CZE)	
85	KARDOS Miroslav	D	M	4 NOV 1985	SOHO Olomoucti Kohouti, (CZE)	
98	KORMAN David	F	M	16 APR 1998	SHK Lapp Zlin, (CZE)	

Average Age: 36

Total: 12 players and 2 goalkeepers

Team Officials:

Function	Name	Date of Birth
Head Coach:	BIELECKA Radoslav	18 SEP 1974
General Manager:	DRAB Miroslav	24 JUN 1979
Physiotherapist:	KORMANOVA Martina	30 MAR 1994
Physiotherapist:	KRSAKOVA Zuzana	24 NOV 1995
Team Staff:	GRANATIER Andrej	27 JUN 1991
Team Staff:	KUPCO Igor	22 FEB 1979

Note:

* Registration date of single players is only shown when different from Initial Registration date

Legend:

D Defender **F** Forward **GK** Goalkeeper **M** Male
No. Jersey number **Pos.** Position



Team Roster

队伍名单

As of FRI 4 MAR 2022

Initial Registration 4 MAR 2022

USA - United States

No.	Name	Pos.	Gender	Date of Birth	Club	Registration*
3	DEQUEBEC Ralph	D	M	24 MAR 1983	Colorado Avalanche Sledge Hockey, (USA)	
4	ROYBAL Brody	F	M	24 MAY 1998	Nashville Sled Preds, (USA)	
8	WALLACE Jack	D	M	24 JUN 1998	New Jersey Devils Sledge Hockey, (USA)	
9	DODSON Travis	F	M	14 OCT 1985	Chicago Blackhawks Sledge Hockey, (USA)	
11	WOODKE Joseph	D	M	12 JUL 1989	Nashville Sled Preds, (USA)	
15	ZYCH Kyle	F	M	9 DEC 1996	Boston Bruins Sledge Hockey, (USA)	
16	FARMER Declan	F	M	5 NOV 1997	Nashville Sled Preds, (USA)	
18	NICHOLS Evan	F	M	29 JUL 2004	DC Sled Sharks, (USA)	
19	JONES Malik	F	M	6 DEC 2002	Colorado Avalanche Sledge Hockey, (USA)	
22	GROVE Noah	D	M	1 MAY 1999	Boston Bruins Sledge Hockey, (USA)	
23	ROMAN Rico	F	M	4 FEB 1981	Colorado Avalanche Sledge Hockey, (USA)	
24	MISIEWICZ Joshua	F	M	25 JUN 1988	Nashville Sled Preds, (USA)	
27	PAULS Josh	D	M	31 DEC 1992	DASA St. Louis Blues, (USA)	
29	LAMARRE Griffin	GK	M	10 NOV 1996	Boston Bruins Sledge Hockey, (USA)	
32	LEE Jen	GK	M	26 JUL 1986	Nashville Sled Preds, (USA)	
37	EUSTACE David	F	M	3 MAY 1999	Boston Bruins Sledge Hockey, (USA)	
88	McKEE Kevin	F	M	11 FEB 1990	Chicago Blackhawks Sledge Hockey, (USA)	

Average Age: 28

Total: 15 players and 2 goalkeepers

Team Officials:

Function	Name	Date of Birth
Head Coach:	HOFF David	22 OCT 1967
Assistant Coach:	GORDER Corey	22 FEB 1979
General Manager:	BRENNAN Dan	14 AUG 1963
Doctor:	UIHLEIN Michael	12 NOV 1969
Medical Officer:	CORTESE Michael	7 AUG 1962
Team Staff:	VISSER Jacob	16 MAY 1987

Note:

* Registration date of single players is only shown when different from Initial Registration date

Legend:

D Defender **F** Forward **GK** Goalkeeper **M** Male
No. Jersey number **Pos.** Position



Competition Schedule

竞赛日程

As of FRI 11 MAR 2022

Date	Start Time	Game
SAT 5 MAR	13:05	Preliminary Round - Group A, Game 1 USA vs CAN
	16:35	Preliminary Round - Group B, Game 2 CZE vs ITA
	20:05	Preliminary Round - Group B, Game 3 SVK vs CHN
SUN 6 MAR	13:05	Preliminary Round - Group A, Game 4 KOR vs USA
	16:35	Preliminary Round - Group B, Game 5 ITA vs SVK
	20:05	Preliminary Round - Group B, Game 6 CHN vs CZE
TUE 8 MAR	13:05	Preliminary Round - Group A, Game 7 CAN vs KOR
	16:35	Preliminary Round - Group B, Game 8 ITA vs CHN
	20:05	Preliminary Round - Group B, Game 9 CZE vs SVK
WED 9 MAR	16:35	Qualifying Finals, Game 10 KOR vs ITA
	20:05	Qualifying Finals, Game 11 CHN vs CZE
FRI 11 MAR	12:05	Semifinals, Game 12 CAN vs KOR
	16:05	Classification Game 5-6, Game 13 CZE vs ITA
	20:05	Semifinals, Game 14 USA vs CHN
SAT 12 MAR	20:05	Bronze Medal Game, Game 15 CHN vs KOR
SUN 13 MAR	12:05	Gold Medal Game, Game 16 USA vs CAN



Tournament Progress

赛事进程

As of TUE 8 MAR 2022

Game	Group	Date	Time	Teams	Results	1	2	3	OT	PSS
1	A	SAT 5 MAR	13:05	USA - CAN	5 - 0	2 - 0	2 - 0	1 - 0		
2	B	SAT 5 MAR	16:35	CZE - ITA	5 - 0	2 - 0	2 - 0	1 - 0		
3	B	SAT 5 MAR	20:05	SVK - CHN	0 - 7	0 - 2	0 - 1	0 - 4		
4	A	SUN 6 MAR	13:05	KOR - USA	1 - 9	0 - 5	0 - 4	1 - 0		
5	B	SUN 6 MAR	16:35	ITA - SVK	2 - 1	0 - 0	0 - 1	1 - 0	0 - 0	1 - 0
6	B	SUN 6 MAR	20:05	CHN - CZE	5 - 2	0 - 0	5 - 1	0 - 1		
7	A	TUE 8 MAR	13:05	CAN - KOR	6 - 0	2 - 0	1 - 0	3 - 0		
8	B	TUE 8 MAR	16:35	ITA - CHN	0 - 6	0 - 4	0 - 2	0 - 0		
9	B	TUE 8 MAR	20:05	CZE - SVK	3 - 0	1 - 0	1 - 0	1 - 0		

Group A

Rank	Team	GP	W	OTW	OTL	L	GDF	GF:GA	PTS
1	USA	2	2	0	0	0	+13	14 : 1	6
2	CAN	2	1	0	0	1	+1	6 : 5	3
3	KOR	2	0	0	0	2	-14	1 : 15	0

Group B

Rank	Team	GP	W	OTW	OTL	L	GDF	GF:GA	PTS
1	CHN	3	3	0	0	0	+16	18 : 2	9
2	CZE	3	2	0	0	1	+5	10 : 5	6
3	ITA	3	0	1	0	2	-10	2 : 12	2
4	SVK	3	0	0	1	2	-11	1 : 12	1

Note:

Teams in each group are ranked by points (PTS). Any ties are broken according to IIHF regulations.

Legend:

1	1st period	2	2nd period	3	3rd period	GA	Goals against	GDF	Goal difference
GF	Goals for	GP	Games played	L	Losses	OT	Overtime	OTL	Overtime loss
OTW	Overtime win	PSS	Penalty-Shot Shootout	PTS	Points	W	Wins		



Line-Ups

阵容

USA - CAN

Referee

LUTHCKE Owe (NOR)

Linespersons

LUNDEN Andreas (SWE) , RUNDSTROM Tony (SWE)

Goalkeepers

Team: USA

No.	Name	Gen
29	LAMARRE Griffin	M
32	LEE Jen	M

Team: CAN

No.	Name	Gen
31	LAROCQUE Dominic	M
54	KINGSMILL Adam	M

Team Line-ups

Team: USA (Blue)

No.	Pos.	Name	Gen
8	D	WALLACE Jack	M
11	D	WOODKE Joseph	M
15	F	ZYCH Kyle	M
16	F	FARMER Declan +A	M
24	F	MISIEWICZ Joshua	M
22	D	GROVE Noah	M
27	D	PAULS Josh +C	M
4	F	ROYBAL Brody	M
9	F	DODSON Travis	M
19	F	JONES Malik	M
23	F	ROMAN Rico +A	M
37	F	EUSTACE David	M
88	F	McKEE Kevin	M

Head Coach: HOFF David

NOT DRESSED:

3	D	DEQUEBEC Ralph	M
18	F	NICHOLS Evan	M

Team: CAN (White)

No.	Pos.	Name	Gen
6	D	ARMSTRONG Rob	M
11	D	DIXON Adam	M
7	F	LAVIN Zach	M
8	F	McGREGOR Tyler +C	M
12	F	WESTLAKE Greg	M
2	D	CRANE Rod	M
5	D	HENRY Tyrone +A	M
4	F	DUNN James +A	M
18	F	BRIDGES Billy	M
23	F	HICKEY Liam	M
10	F	DELANEY Ben	M
26	F	JACOBS-WEBB Anton	M
28	F	LEHOUX Antoine	M

Head Coach: BABEY Ken

NOT DRESSED:

15	D	SISON Branden	M
22	F	RILEY Garrett	M

Legend:

+A	Assistant Captain	+C	Captain	D	Defender	F	Forward
Gen	Gender	M	Male	No.	Jersey number	Pos.	Position



Graphical Line-ups 阵容图

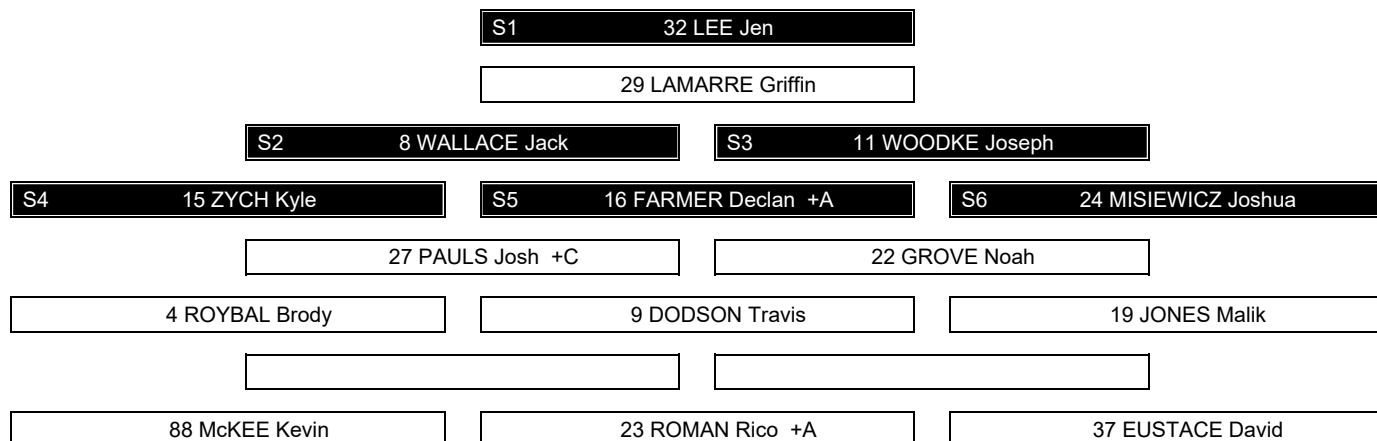
USA - CAN

Referee
LUTHCKE Owe (NOR)

Linespersons
LUNDEN Andreas (SWE) , RUNDSTROM Tony (SWE)

Team: USA - United States (Blue)

Head Coach: HOFF David



Team: CAN - Canada (White)

Head Coach: BABEY Ken



Legend:

+A Assistant Captain

+C Captain

Sn Starting position



Game Summary

比赛总结

USA - CAN 5 - 0 (2 - 0, 2 - 0, 1 - 0)

Spectators	Referee	Linespersons
	LUTHCKE Owe (NOR)	LUNDEN Andreas (SWE), RUNDSTROM Tony (SWE)

Team Statistics

Period	Score	SVS	SOG	PIM	TPP	PPG	SHG
1	2 : 0	5 : 6	8 : 5	2 : 2	01:29 : 02:00	1 : 0	0 : 0
2	2 : 0	3 : 11	13 : 3	0 : 2	02:00 : 00:00	0 : 0	0 : 0
3	1 : 0	1 : 4	5 : 1	0 : 0	00:00 : 00:00	0 : 0	0 : 0
Total	5 : 0	9 : 21	26 : 9	2 : 4	03:29 : 02:00	1 : 0	0 : 0

1st Period

Action	Time	ET/Res	Team	Type	No.	Name	(G) Name of Assistant(s) / Action Description
GK	00:00		CAN		31	LAROCQUE D	- Goalkeeper in
GK	00:00		USA		32	LEE J	- Goalkeeper in
Penalty	04:15	05:44	CAN	2 min.	11	DIXON A	- Tripping
Goal	05:44	1 : 0	USA	PP1	27	PAULS J	(1) 16 FARMER D On Ice USA 32 4 8 16 24 27 * 8 WALLACE J CAN 31 2 5 12 23
Penalty	09:20	11:20	USA	2 min.	15	ZYCH K	- Holding an opponent
Goal	14:48	2 : 0	USA	EQ	4	ROYBAL B	(1) 16 FARMER D On Ice USA 32 4 8 9 11 16 CAN 31 4 6 11 18 23

2nd Period

Action	Time	ET/Res	Team	Type	No.	Name	(G) Name of Assistant(s) / Action Description
Penalty	18:40	20:40	CAN	2 min.	8	McGREGOR T	- Slashing
Goal	25:27	3 : 0	USA	EQ	19	JONES M	(1) 8 WALLACE J On Ice USA 32 8 19 22 37 88 22 GROVE N CAN 31 2 4 5 10 18
Goal	28:57	4 : 0	USA	EQ	24	MISIEWICZ J	(1) 16 FARMER D On Ice USA 32 15 16 22 24 27 27 PAULS J CAN 31 4 5 11 18 23

3rd Period

Action	Time	ET/Res	Team	Type	No.	Name	(G) Name of Assistant(s) / Action Description
GK	30:00		CAN		54	KINGSMILL A	- Goalkeeper in
Goal	41:26	5 : 0	USA	EQ	16	FARMER D	(1) 88 McKEE K On Ice USA 32 8 16 24 37 88 24 MISIEWICZ J CAN 54 6 8 10 11 12
GK	45:00		USA				32 LEE J - Goalkeeper out
GK	45:00		CAN				54 KINGSMILL A - Goalkeeper out

Goalkeeper Records

Team : USA - United States

No.	Name	SOG	SVS	MIP
32	LEE Jen	9	9	45:00
29	LAMARRE Griffin			

Team : CAN - Canada

No.	Name	SOG	SVS	MIP
31	LAROCQUE Dominic	21	17	30:00
54	KINGSMILL Adam	5	4	15:00

Game Statistics

Team : USA (Blue)

Head Coach : HOFF David											Shots on Goal				Time on Ice									
No.	Pos.	Name	Gen	G	A	P	PIM	FO+	FO-	FO+/-	FO%	1	2	3	OT	TS	+/-	1	2	3	OT	TOT	SHF	AVG
8	D	WALLACE Jack	M	0	2	2	0	0	0	0	0.00	3	0	0	3	+3	9:52	9:45	8:16		27:53	24	1:09	
11	D	WOODKE Joseph	M	0	0	0	0	0	0	0	0.00	0	1	0	1	+1	5:54	2:53	0:00		8:47	11	0:47	
15	F	ZYCH Kyle	M	0	0	0	2	0	0	0	0.00	1	2	0	3	+1	4:37	4:42	5:39		14:58	17	0:52	
16	F	FARMER Declan +A	M	1	3	4	0	11	11	0	50.00	0	1	2	3	+3	7:00	6:27	7:41		21:08	18	1:10	
24	F	MISIEWICZ Joshua	M	1	1	2	0	1	2	-1	33.33	1	2	0	3	+2	4:41	5:18	5:51		15:50	15	1:03	
4	F	ROYBAL Brody	M	1	0	1	0	0	0	0	0.00	2	3	0	5	+1	7:40	6:42	4:34		18:56	14	1:21	
9	F	DODSON Travis	M	0	0	0	0	2	2	0	50.00	0	0	1	1	+1	5:22	4:14	5:40		15:16	15	1:01	
19	F	JONES Malik	M	1	0	1	0	0	5	-5	0.00	0	1	0	1	+1	4:14	3:35	5:46		13:35	11	1:14	
22	D	GROVE Noah	M	0	1	1	0	0	0	0	0.00	0	0	0	0	+2	4:29	6:58	6:37		18:04	20	0:54	



Head Coach : HOFF David											Shots on Goal				Time on Ice									
No.	Pos.	Name	Gen	G	A	P	PIM	FO+	FO-	FO+/-	FO%	1	2	3	OT	TTS	+/-	1	2	3	OT	TOT	SHF	AVG
27	D	PAULS Josh +C	M	1	1	2	0	0	0	0	0.00	1	1	1	3	3	+1	9:33	10:17	6:12		26:02	23	1:07
23	F	ROMAN Rico +A	M	0	0	0	0	7	3	4	70.00	0	1	0	1	1	0	3:14	4:26	4:52		12:32	10	1:15
37	F	EUSTACE David	M	0	0	0	0	0	0	0	0.00	0	0	0	0	0	+2	3:22	4:26	8:42		16:30	15	1:06
88	F	McKEE Kevin	M	0	1	1	0	0	0	0	0.00	0	1	1	2	2	+2	2:34	5:00	4:46		12:20	10	1:14
29	GK	LAMARRE Griffin	M	0	0	0	0					0	0	0	0	0								
32	GK	LEE Jen	M	0	0	0	0					0	0	0	0	0								
Total				5	9	14	2	21	23	-2	47.73	8	13	5	26									

Team : CAN (White)																								
Head Coach : BABEY Ken											Shots on Goal				Time on Ice									
No.	Pos.	Name	Gen	G	A	P	PIM	FO+	FO-	FO+/-	FO%	1	2	3	OT	TTS	+/-	1	2	3	OT	TOT	SHF	AVG
6	D	ARMSTRONG Rob	M	0	0	0	0	0	0	0	0.00	0	1	0	1	1	-2	7:18	6:58	6:44		21:00	24	0:52
7	F	LAVIN Zach	M	0	0	0	0	1	1	0	50.00	0	0	0	0	0	0	5:19	5:07	5:31		15:57	16	0:59
8	F	McGREGOR Tyler +C	M	0	0	0	2	1	1	0	50.00	2	0	0	2	2	-1	5:36	6:07	4:42		16:25	16	1:01
11	D	DIXON Adam	M	0	0	0	2	0	0	0	0.00	0	1	0	1	1	-3	8:00	10:00	8:17		26:17	24	1:05
12	F	WESTLAKE Greg	M	0	0	0	0	9	4	5	69.23	0	0	0	0	0	-1	6:44	6:29	3:54		17:07	17	1:00
2	D	CRANE Rod	M	0	0	0	0	0	0	0	0.00	0	0	0	0	0	-1	4:32	5:51	5:29		15:52	16	0:59
4	F	DUNN James +A	M	0	0	0	0	0	1	-1	0.00	0	1	0	1	1	-3	4:50	5:12	5:13		15:15	19	0:48
5	D	HENRY Tyrone +A	M	0	0	0	0	0	0	0	0.00	0	0	0	0	0	-2	7:58	7:05	9:20		24:23	20	1:13
18	F	BRIDGES Billy	M	0	0	0	0	10	6	4	62.50	1	0	1	2	2	-3	5:25	5:04	6:10		16:39	15	1:06
23	F	HICKEY Liam	M	0	0	0	0	0	0	0	0.00	0	0	0	0	0	-2	6:25	6:34	5:29		18:28	18	1:01
10	F	DELANEY Ben	M	0	0	0	0	0	0	0	0.00	0	0	0	0	0	-2	3:28	2:48	4:00		10:16	12	0:51
26	F	JACOBS-WEBB Anton	M	0	0	0	0	2	8	-6	20.00	0	0	0	0	0	0	4:03	3:00	5:22		12:25	13	0:57
28	F	LEHOUX Antoine	M	0	0	0	0	0	0	0	0.00	2	0	0	2	2	0	3:26	2:24	4:27		10:17	10	1:01
31	GK	LAROCQUE Dominic	M	0	0	0	0					0	0	0	0	0								
54	GK	KINGSMILL Adam	M	0	0	0	0					0	0	0	0	0								
Total				0	0	0	4	23	21	2	52.27	5	3	1	9									

Group A

R	Team	GP	W	OTW	OTL	L	GDF	GF : GA	PTS
1	USA	1	1	0	0	0	+5	5 : 0	3
2	CAN	1	0	0	0	1	-5	0 : 5	0
-	KOR	0							

	CAN	KOR	USA
CAN	*****	TUE 08 MAR 13:05	0:5
KOR	TUE 08 MAR 13:05	*****	SUN 06 MAR 13:05
USA	5:0	SUN 06 MAR 13:05	*****

Legend:			
(G)	Goals in tournament	*	Does not count for Plus/minus
+C	Captain	A	Assists
EQ	Equal strength	ET/Res	Penalty end time/Result of game
FO+	Face-offs won	FO-	Face-offs lost
GA	Goals against	GDF	Goal difference
GK	Goalkeeper	GP	Games played
MIP	Minutes in play (GK)	No.	Jersey number
OTW	Overtime wins	P	Points
PP1	Power play - 1 player	PPG	Power play goals
SHF	Number of shifts	SHG	Shorthanded goals
TOT	Total	TTP	Time on power play
+/-	Plus/minus net	AVG	Average time on ice / shift
F	Forward	FO+/-	Face-offs net
Gen	Gender	G	Goals
L	Losses	GF	Goals for
OT	Overtime	M	Male
PIM	Penalties in minutes	OTL	Overtime losses
PTS	Points	Pos.	Position
SOG	Shots on goal	R	Rank
TS	Total shots	SVS	Saves
		W	Wins




Shot Chart
 射门表

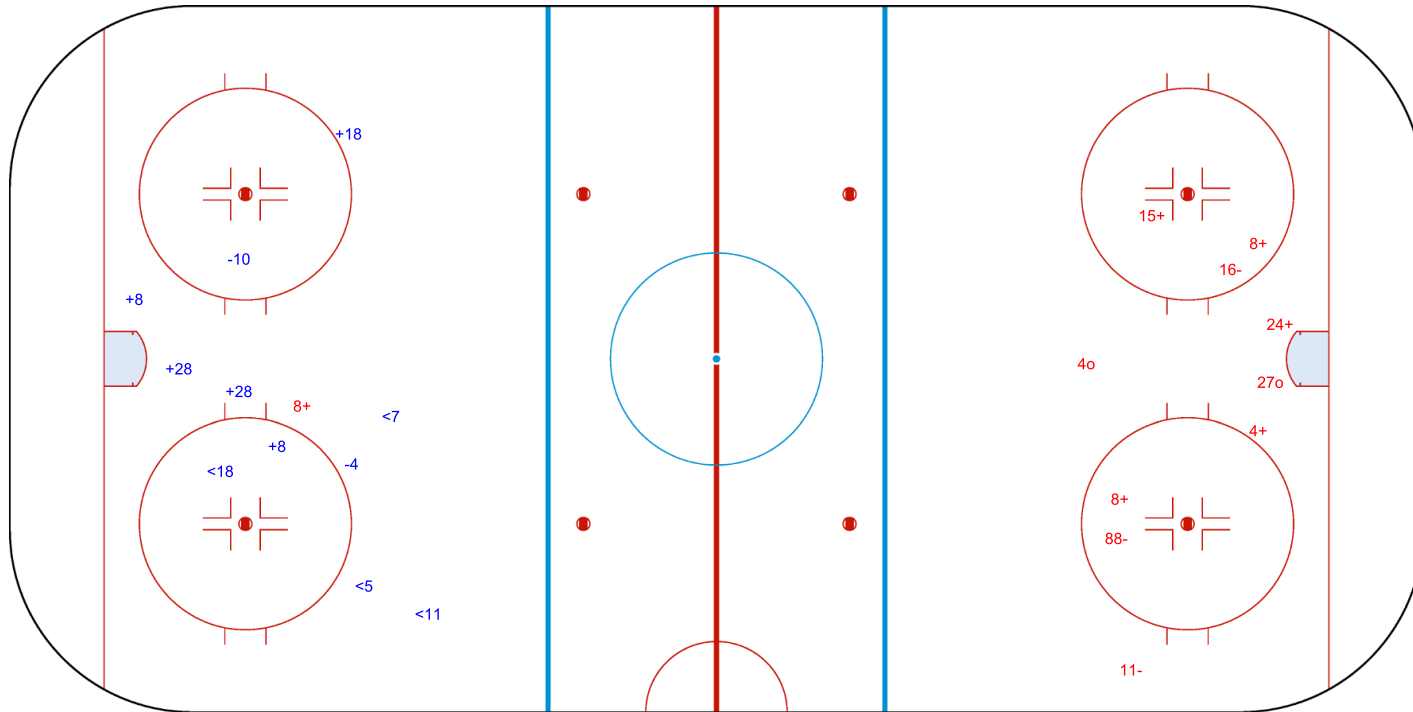
USA - CAN



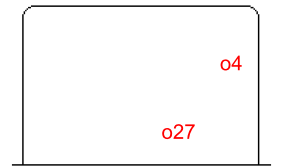
Shots by CAN
 Goals (o): 0
 SSP (<): 4
 SSG (+): 5
 SPG (-): 2



GK 32 of USA




Shots by USA
 Goals (o): 2
 SSP (>): 0
 SSG (+): 6
 SPG (-): 3



GK 31 of CAN

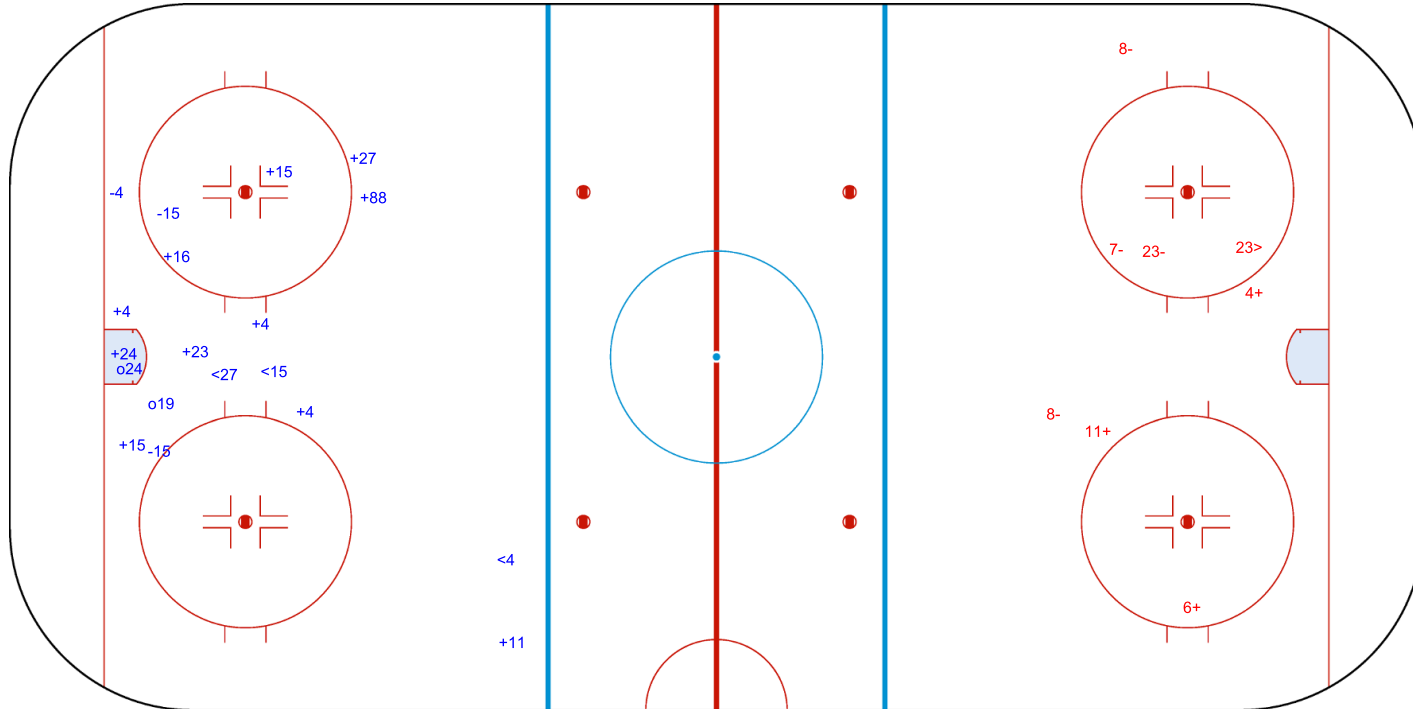


Shots by USA
Goals (o): 2 SSG (+): 11
SSP (<): 3 SPG (-): 3



GK 31 of CAN

CAN → 2nd Period ← USA



Shots by CAN
Goals (o): 0 SSG (+): 3
SSP (>): 1 SPG (-): 4



GK 32 of USA



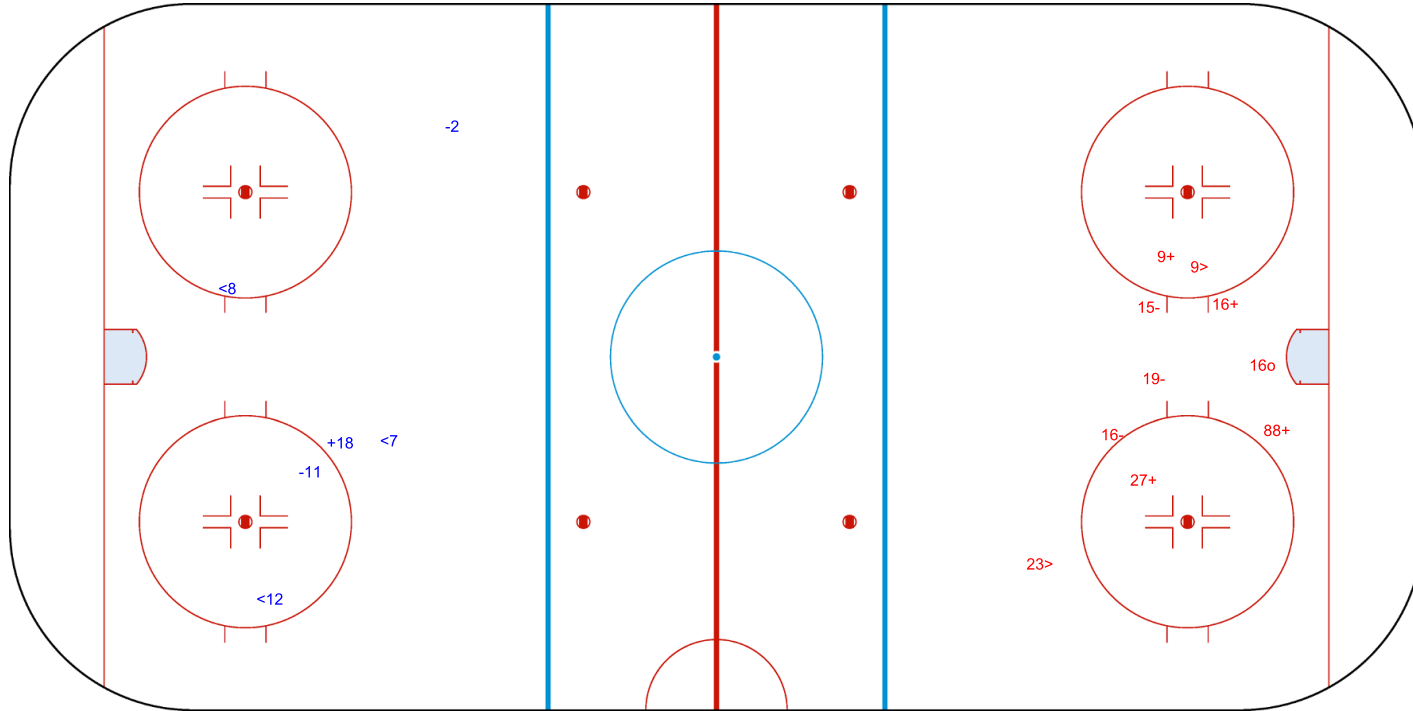
Shots by CAN

Goals (o): 0 SSG (+): 1
SSP (<): 3 SPG (-): 2



GK 32 of USA

USA → 3rd Period ← CAN



Shots by USA

Goals (o): 1 SSG (+): 4
SSP (>): 2 SPG (-): 3



GK 31 of CAN



GK 54 of CAN

Legend:		
GK	Goalkeeper	
SPG	Shots past goal	
SSG	Shots saved by goalkeeper	
SSP	Shots saved by player	



Face-off Chart
争球表

USA - CAN

1st PERIOD

	USA		CAN		USA		CAN		USA		CAN		Total wins all zones				
	Def. zone	Att. zone	Neutral zone	Neutral zone	Att. zone	Def. zone	Att. zone	Def. zone	Att. zone	Def. zone	Att. zone	Def. zone					
	- 16	+ 18	+ 16	- 12	+ 16	- 18			+ 16	- 18			<table border="1"> <thead> <tr> <th>USA</th> <th>CAN</th> </tr> </thead> <tbody> <tr> <td>5 / 38%</td> <td>8 / 62%</td> </tr> </tbody> </table>	USA	CAN	5 / 38%	8 / 62%
USA	CAN																
5 / 38%	8 / 62%																
	+ 9	- 4	- 19	+ 12	- 16	+ 18			- 16	+ 18							
	- 9	+ 12	- 16	+ 18	- 16	+ 12			- 16	+ 12							
	+ 16	- 26	+ 16	- 26	- 23	+ 18			+ 16	- 18							
Total wins / period	1 / 33%	2 / 67%	2 / 50%	2 / 50%	2 / 33%	4 / 67%											

2nd PERIOD

	USA		CAN		USA		CAN		USA		CAN		Total wins all zones				
	Def. zone	Att. zone	Neutral zone	Neutral zone	Att. zone	Def. zone	Att. zone	Def. zone	Att. zone	Def. zone	Att. zone	Def. zone					
	- 9	+ 18	- 16	+ 12	+ 23	- 8			+ 23	- 8			<table border="1"> <thead> <tr> <th>USA</th> <th>CAN</th> </tr> </thead> <tbody> <tr> <td>9 / 56%</td> <td>7 / 44%</td> </tr> </tbody> </table>	USA	CAN	9 / 56%	7 / 44%
USA	CAN																
9 / 56%	7 / 44%																
	- 23	+ 12	- 16	+ 12	- 16	+ 18			+ 23	- 26							
			+ 23	- 12	+ 23	- 26			+ 23	- 26							
			+ 23	- 26	+ 16	- 18			+ 16	- 18							
			+ 16	- 18	- 16	+ 8			- 16	+ 8							
					- 19	+ 18			+ 16	- 12							
					+ 16	- 12			+ 16	- 12							
Total wins / period	0 / 0%	2 / 100%	3 / 60%	2 / 40%	6 / 67%	3 / 33%											

3rd PERIOD

	USA		CAN		USA		CAN		USA		CAN		Total wins all zones				
	Def. zone	Att. zone	Neutral zone	Neutral zone	Att. zone	Def. zone	Att. zone	Def. zone	Att. zone	Def. zone	Att. zone	Def. zone					
			+ 16	- 26	+ 16	- 7			+ 16	- 7			<table border="1"> <thead> <tr> <th>USA</th> <th>CAN</th> </tr> </thead> <tbody> <tr> <td>7 / 47%</td> <td>8 / 53%</td> </tr> </tbody> </table>	USA	CAN	7 / 47%	8 / 53%
USA	CAN																
7 / 47%	8 / 53%																
			+ 16	- 26	- 16	+ 18			- 16	+ 18							
			- 19	+ 12	- 19	+ 18			- 19	+ 18							
			- 19	+ 26	- 24	+ 18			- 24	+ 18							
			+ 9	- 18	+ 23	- 26			+ 23	- 26							
			- 24	+ 26	- 16	+ 12			- 16	+ 12							
					- 23	+ 7			- 23	+ 7							
					+ 23	- 18			+ 23	- 18							
					+ 24	- 26			+ 24	- 26							
Total wins / period			3 / 50%	3 / 50%	4 / 44%	5 / 56%											

TOTAL

	USA		CAN		USA		CAN		USA		CAN		Total wins all zones
	Def. zone	Att. zone	Neutral zone	Neutral zone	Att. zone	Def. zone	Att. zone	Def. zone	Att. zone	Def. zone	Att. zone	Def. zone	
Total wins / game	1 / 20%	4 / 80%	8 / 53%	7 / 47%	12 / 50%	12 / 50%			21 / 48%	23 / 52%			



HEAD TO HEAD

		CAN										
	No.	4	7	8	12	18	26	Tot.	wins USA	Dz	Nz	Az
USA	9	1 - 0			0 - 1	1 - 1		4	2 50%	1 33%	1 100%	
	16		1 - 0	0 - 1	3 - 5	4 - 5	3 - 0	22	11 50%	0 0%	5 63%	6 46%
	19				0 - 2	0 - 2	0 - 1	5	0 0%		0 0%	0 0%
	23		0 - 1	1 - 0	1 - 1	1 - 1	4 - 0	10	7 70%	0 0%	2 100%	5 71%
	24						0 - 1	1 - 1	3	1 33%		0 0%
	Tot.	1	2	2	13	16	10	44	21 48%	1 20%	8 53%	12 50%
	wins CAN	0 0%	1 50%	1 50%	9 69%	10 63%	2 20%	23 52%				
	Dz		1 50%	1 50%	3 60%	7 64%	0 0%	12 50%				
	Nz				4 67%	1 33%	2 33%	7 47%				
	Az	0 0%			2 100%	2 100%		4 80%				

Legend:

Az Attacking zone **Dz** Defending zone **No.** Jersey number **Nz** Neutral zone **Tot.** Total face-offs played



Line-Ups

阵容

CZE - ITA

Referee

DANIELSEN Kenneth (NOR)

Goalkeepers

Team: CZE

No.	Name	Gen
1	KUDELA Martin	M
6	VAPENKA Michal	M

Team Line-ups

Team: CZE (Red)

No.	Pos.	Name	Gen
11	D	WAGNER Karel	M
29	D	KUBES Pavel +C	M
18	F	NOVOTNY Miroslav	M
74	F	GEIER Michal	M
82	F	HABL Zdenek	M
15	D	ZELINKA Radek +A	M
67	D	DOLEZAL Pavel	M
19	F	OHAR Alex	M
33	F	HECKO Vaclav +A	M
55	F	VESELY Filip	M
75	F	RAUL Jiri	M
77	F	PALAT David	M
96	F	KRUPICKA Zdenek	M

Head Coach: NOVOTNY Jakub

NOT DRESSED:

23	D	FROLIK Jan	M
92	F	SEDLACEK Patrik	M

Linespersons

FAZEKAS Tibor (SRB) , NOTHEGGER David (AUT)

Team: ITA

No.	Name	Gen
15	ARAUDO Gabriele	M
82	KASSLATTER Julian	M

Team: ITA (White)

No.	Pos.	Name	Gen
2	D	ENDERLE Alex	M
3	D	ROSA Gianluigi	M
6	D	CAVALIERE Gian Luca +C	M
11	F	LARCH Nils	M
62	F	DEPAOLI Christoph +A	M
14	D	BALOSSETTI Bruno	M
18	D	MACRI Andrea +A	M
8	F	RADICE Roberto	M
10	F	KAFMANN Stephan	M
27	F	ANDREONI Alessandro	M
84	D	KERSCHBAUMER Stefan	M
4	F	REMOTTI MARNINI Matteo	M
25	F	TORELLA Francesco	M

Head Coach: da RIN de LORENZO Massimo

NOT DRESSED:

1	D	STILLITANO Santino	M
34	F	LANZA Gabriele	M

Legend:

+A	Assistant Captain	+C	Captain	D	Defender	F	Forward
Gen	Gender	M	Male	No.	Jersey number	Pos.	Position



Graphical Line-ups

阵容图

CZE - ITA

Referee
DANIELSEN Kenneth (NOR)

Linespersons
FAZEKAS Tibor (SRB) , NOTHEGGER David (AUT)

Team: CZE - Czech Republic (Red)

Head Coach: NOVOTNY Jakub



Team: ITA - Italy (White)

Head Coach: da RIN de LORENZO Massimo



Legend:

+A Assistant Captain

+C Captain

Sn Starting position



Game Summary
比赛总结

REVISED
8 MAR 21:21

CZE - ITA 5 - 0 (2 - 0, 2 - 0, 1 - 0)

Spectators	Referee	Linespersons
	DANIELSEN Kenneth (NOR)	FAZEKAS Tibor (SRB), NOTHEGGER David (AUT)

Team Statistics

Period	Score	SVS	SOG	PIM	TPP	PPG	SHG
1	2 : 0	1 : 2	4 : 1	2 : 0	00:00 : 01:31	0 : 0	0 : 0
2	2 : 0	4 : 2	4 : 4	4 : 0	00:00 : 03:58	0 : 0	0 : 0
3	1 : 0	6 : 5	6 : 6	0 : 2	00:22 : 00:31	1 : 0	0 : 0
Total	5 : 0	11 : 9	14 : 11	6 : 2	00:22 : 06:00	1 : 0	0 : 0

1st Period

Action	Time	ET/Res	Team	Type	No.	Name	(G)	Name of Assistant(s) / Action Description
GK	00:00		CZE		1	KUDELA M		- Goalkeeper in
GK	00:00		ITA		15	ARAUDO G		- Goalkeeper in
Goal	10:49	1 : 0	CZE	EQ	29	KUBES P	(1)	11 WAGNER K On Ice CZE 11 29 74 75 77 96 75 RAUL J ITA 15 6 10 18 25 27
Goal	12:36	2 : 0	CZE	EQ	15	ZELINKA R	(1)	67 DOLEZAL P On Ice CZE 1 15 67 75 77 96 75 RAUL J ITA 15 2 4 10 18 27
Penalty	13:29	15:29	CZE	2 min.	29	KUBES P		- Interference

2nd Period

Action	Time	ET/Res	Team	Type	No.	Name	(G)	Name of Assistant(s) / Action Description
Goal	15:54	3 : 0	CZE	EQ	77	PALAT D	(1)	96 KRUPICKA Z On Ice CZE 1 11 19 29 77 96 82 HABL Z ITA 15 2 3 11 18 62
GK	15:54		ITA		82	KASSLATTER J		- Goalkeeper in 15 ARAUDO G - Goalkeeper out
Goal	17:31	4 : 0	CZE	EQ	33	HECKOV V	(1)	11 WAGNER K On Ice CZE 1 11 15 29 33 96 ITA 82 6 10 18 25 27
Penalty	21:00	23:00	CZE	2 min.	74	GEIER M		- Roughing
Penalty	28:31	30:31	CZE	2 min.	82	HABL Z		- Roughing

3rd Period

Action	Time	ET/Res	Team	Type	No.	Name	(G)	Name of Assistant(s) / Action Description
Penalty	36:13	36:35	ITA	2 min.	3	ROSA G		- Interference
Goal	36:35	5 : 0	CZE	PP1	74	GEIER M	(1)	11 WAGNER K On Ice CZE 1 11 18 29 74 82 * 29 KUBES P ITA 82 6 10 18 27
GK	45:00		CZE					1 KUDELA M - Goalkeeper out
GK	45:00		ITA					82 KASSLATTER J - Goalkeeper out

Goalkeeper Records

Team : CZE - Czech Republic

No.	Name	SOG	SVS	MIP
1	KUDELA Martin	11	11	45:00
6	VAPENKA Michal			

Team : ITA - Italy

No.	Name	SOG	SVS	MIP
82	KASSLATTER Julian	9	7	29:06
15	ARAUDO Gabriele	5	2	15:54

Game Statistics

Team : CZE (Red)

Head Coach : NOVOTNY Jakub

No.	Pos.	Name	Gen	G	A	P	PIM	FO+	FO-FO+/-	FO%	Shots on Goal					+/-	Time on Ice					
											1	2	3	OT	TS		1	2	3	OT	TOT	SHF
11	D	WAGNER Karel	M	0	3	3	0	1	2	-1	33.33	1	0	0	1	+3	6:58	6:45	8:50	22:33	25	0:54
18	F	NOVOTNY Miroslav	M	0	0	0	0	0	0	0	0.00	0	1	0	1	0	4:59	2:55	5:09	13:03	13	1:00
29	D	KUBES Pavel +C	M	1	1	2	2	0	0	0	0.00	1	0	0	1	+3	6:32	8:07	6:58	21:37	24	0:54
74	F	GEIER Michal	M	1	0	1	2	1	0	1	100.00	0	0	3	3	+1	6:46	3:23	5:22	15:31	15	1:02
82	F	HABL Zdenek	M	0	1	1	2	2	4	-2	33.33	0	0	0	0	0	5:59	5:54	5:59	17:52	21	0:51
15	D	ZELINKA Radek	M	1	0	1	0	0	0	0	0.00	2	0	0	2	+2	7:58	1:37	0:00	9:35	10	0:57



Head Coach : NOVOTNY Jakub											Shots on Goal				Time on Ice							
No.	Pos.	Name	Gen	G	A	P	PIM	FO+	FO-	FO+/-	FO%	1	2	3	OT	TOT	SHF	AVG				
19	F	OHAR Alex	M	0	0	0	0	7	9	-2	43.75	0	0	2	2	+1	4:56	4:51	8:08	17:55	16	1:07
33	F	HECKO Vaclav +A	M	1	0	1	0	1	1	0	50.00	0	1	0	1	+1	5:20	5:46	5:58	17:04	15	1:08
55	F	VESELY Filip	M	0	0	0	0	0	1	-1	0.00	0	0	0	0	0	4:56	5:41	4:49	15:26	16	0:57
67	D	DOLEZAL Pavel	M	0	1	1	0	0	0	0	0.00	0	1	1	2	+1	7:52	8:47	6:09	22:48	26	0:52
75	F	RAUL Jiri	M	0	2	2	0	6	5	1	54.55	0	0	0	0	+2	4:03	4:02	7:52	15:57	15	1:03
77	F	PALAT David	M	1	0	1	0	0	0	0	0.00	0	1	0	1	+3	3:38	6:29	3:32	13:39	13	1:03
96	F	KRUPICKA Zdenek +A	M	0	1	1	0	2	1	1	66.67	0	0	0	0	+4	3:24	6:20	5:16	15:00	15	1:00
1	GK	KUDELA Martin	M	0	0	0	0					0	0	0	0							
6	GK	VAPENKA Michal	M	0	0	0	0					0	0	0	0							
Total				5	9	14	6	20	23	-3	46.51	4	4	6	14							

Team : ITA (White)

Head Coach : da RIN de LORENZO Massimo											Shots on Goal				Time on Ice							
No.	Pos.	Name	Gen	G	A	P	PIM	FO+	FO-	FO+/-	FO%	1	2	3	OT	TOT	SHF	AVG				
2	D	ENDERLE Alex	M	0	0	0	0	0	0	0	0.00	0	0	0	0	-2	5:49	8:44	6:32	21:05	15	1:24
3	D	ROSA Gianluigi	M	0	0	0	2	9	9	0	50.00	0	0	2	2	-1	7:16	8:23	5:26	21:05	14	1:30
6	D	CAVALIERE Gian Luca +C	M	0	0	0	0	0	0	0	0.00	0	0	1	1	-2	7:00	6:35	7:27	21:02	15	1:24
11	F	LARCH Nils	M	0	0	0	0	2	3	-1	40.00	0	1	0	1	-1	7:02	7:30	6:34	21:06	15	1:24
62	F	DEPAOLI Christoph +A	M	0	0	0	0	0	1	-1	0.00	0	1	0	1	-1	8:42	9:33	6:24	24:39	14	1:45
8	F	RADICE Roberto	M	0	0	0	0	0	0	0	0.00	0	0	0	0	0	3:46	4:29	4:42	12:57	9	1:26
10	F	KAFMANN Stephan	M	0	0	0	0	2	2	0	50.00	1	0	2	3	-3	8:13	8:49	7:27	24:29	17	1:26
14	D	BALOSSETTI Bruno	M	0	0	0	0	0	0	0	0.00	0	0	0	0	0	2:01	1:51	3:21	7:13	6	1:12
18	D	MACRI Andrea +A	M	0	0	0	0	0	0	0	0.00	0	1	1	2	-4	11:17	8:23	8:27	28:07	22	1:16
27	F	ANDREONI Alessandro	M	0	0	0	0	10	5	5	66.67	0	1	0	1	-3	5:19	6:25	5:09	16:53	13	1:17
4	F	REMOTTI MARNINI Matteo	M	0	0	0	0	0	0	0	0.00	0	0	0	0	-1	2:53	1:20	4:28	8:41	9	0:57
25	F	TORELLA Francesco	M	0	0	0	0	0	0	0	0.00	0	0	0	0	-2	3:16	1:56	4:23	9:35	9	1:03
84	D	KERSCHBAUMER Stefan	M	0	0	0	0	0	0	0	0.00	0	0	0	0	0	2:16	0:57	4:10	7:23	7	1:03
15	GK	ARAUDO Gabriele	M	0	0	0	0					0	0	0	0							
82	GK	KASSLATTER Julian	M	0	0	0	0					0	0	0	0							
Total				0	0	0	2	23	20	3	53.49	1	4	6	11							

Group B

R	Team	GP	W	OTW	OTL	L	GDF	GF:GA	PTS
1	CHN	3	3	0	0	0	+16	18:2	9
2	CZE	2	1	0	0	1	+2	7:5	3
3	ITA	3	0	1	0	2	-10	2:12	2
4	SVK	2	0	0	1	1	-8	1:9	1

	CHN	CZE	ITA	SVK
CHN	*****	5:2	6:0	7:0
CZE	2:5	*****	5:0	TUE 08 MAR 20:05
ITA	0:6	0:5	*****	2:1
SVK	0:7	TUE 08 MAR 20:05	1:2	*****

Legend:		
(G)	Goals in tournament	* Does not count for Plus/minus
+C	Captain	A Assists
EA	Extra attacker	EQ Equal strength
FO%	Face-offs won as percentage	FO+ Face-offs won
G	Goals	GA Goals against
GF	Goals for	GK Goalkeeper
M	Male	MIP Minutes in play (GK)
OTL	Overtime losses	OTW Overtime wins
Pos.	Position	PP1 Power play - 1 player
R	Rank	SHF Number of shifts
SVS	Saves	TOT Total
W	Wins	
+/-	Plus/minus net	
AVG	Average time on ice / shift	
ET/Res	Penalty end time/Result of game	
FO-	Face-offs lost	
GDF	Goal difference	
GP	Games played	
No.	Jersey number	
P	Points	
PPG	Power play goals	
SHG	Shorthanded goals	
TTP	Time on power play	
+A	Assistant Captain	
D	Defender	
F	Forward	
FO+/-	Face-offs net	
Gen	Gender	
L	Losses	
OT	Overtime	
PIM	Penalties in minutes	
PTS	Points	
SOG	Shots on goal	
TS	Total shots	

REVISED Revised to correct Time on ice data for CZE during the 1st period.



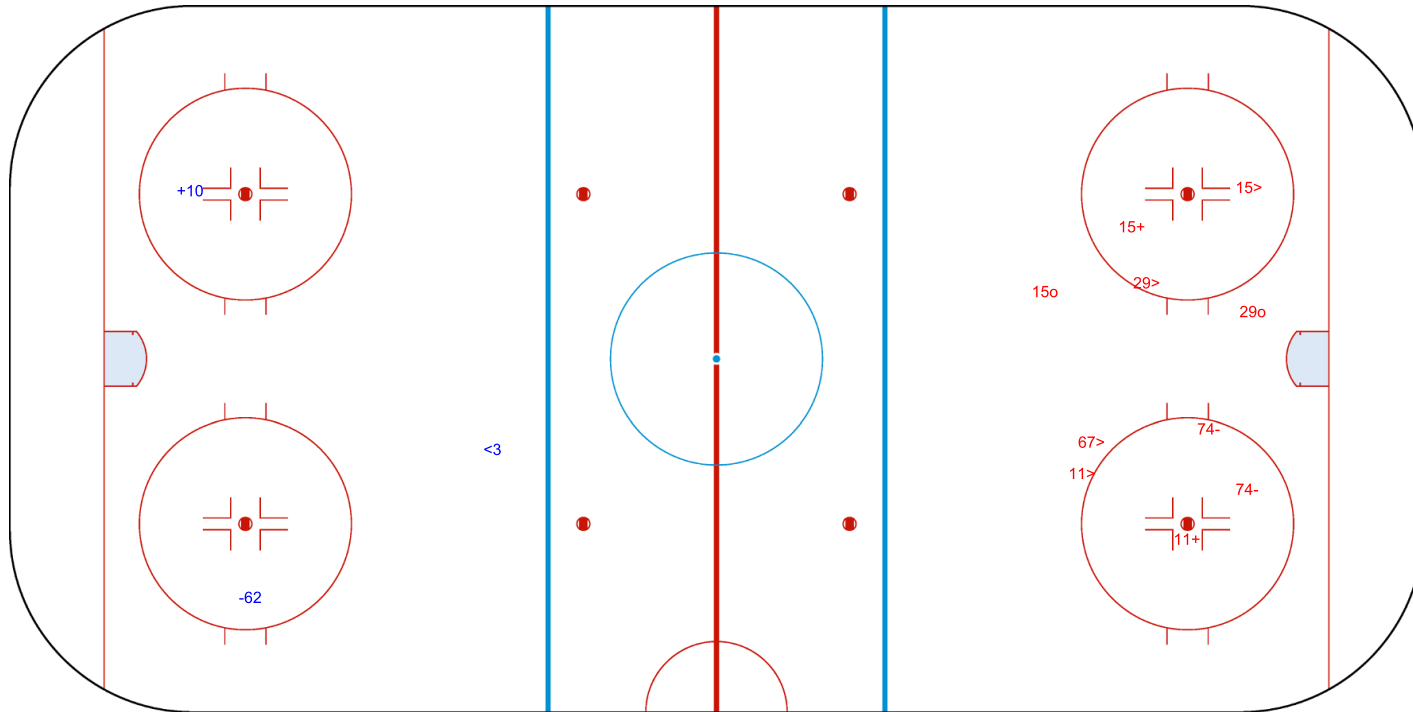
Shot Chart
 射门表
 CZE - ITA




Shots by ITA
 Goals (o): 0
 SSP (<): 1
 SSG (+): 1
 SPG (-): 1



GK 1 of CZE



Shots by CZE
 Goals (o): 2
 SSP (>): 4
 SSG (+): 2
 SPG (-): 2




GK 15 of ITA



Shots by CZE
Goals (o): 2
SSP (<): 2
SSG (+): 2
SPG (-): 1

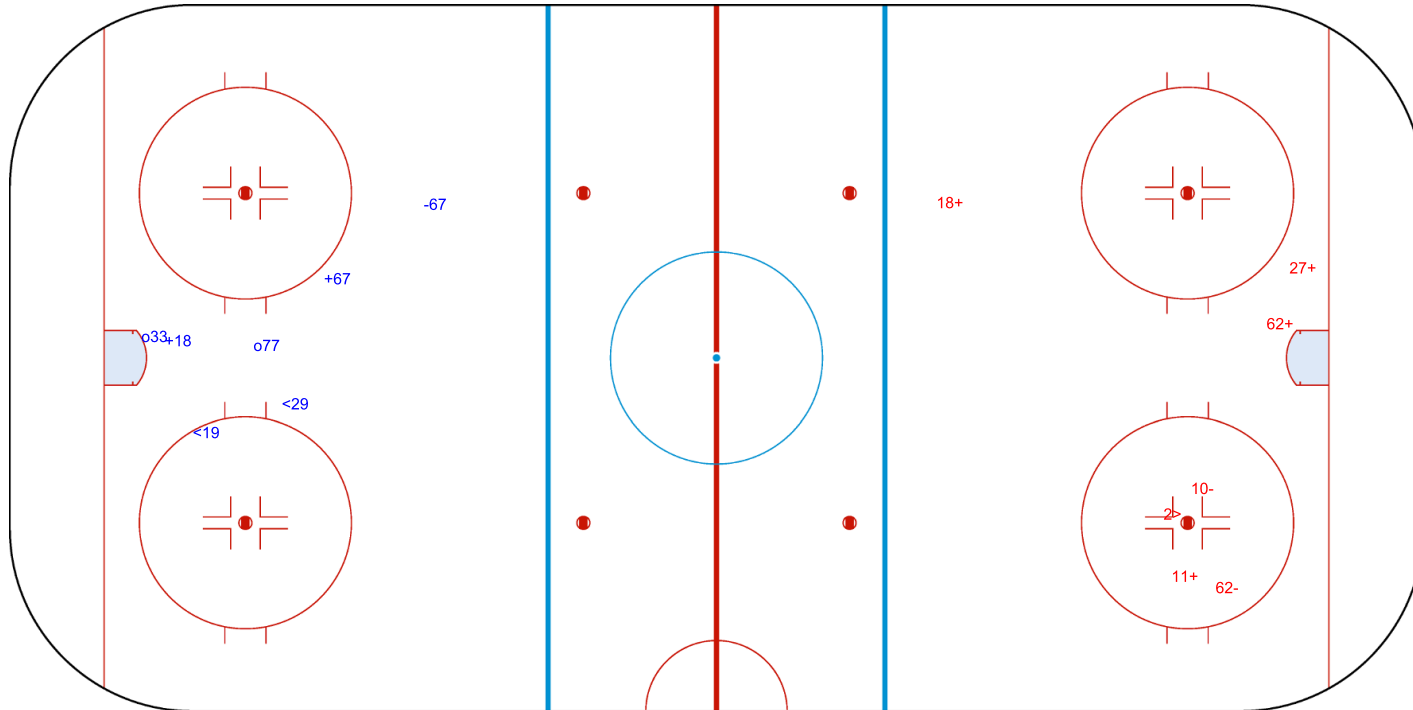


GK 15 of ITA



GK 82 of ITA

ITA → 2nd Period ← CZE



Shots by ITA
Goals (o): 0
SSP (>): 1
SSG (+): 4
SPG (-): 2





Shots by ITA
Goals (o): 0
SSP (<): 3
SSG (+): 6
SPG (-): 0



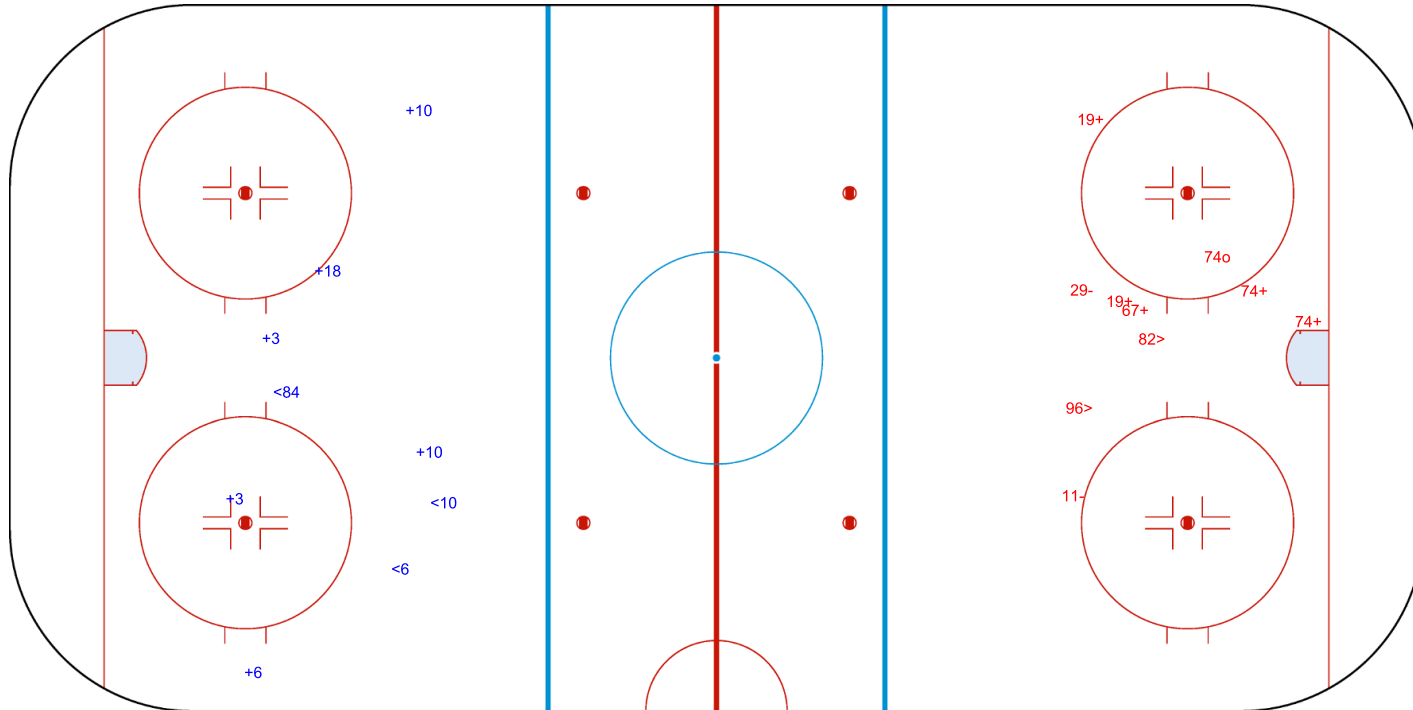
GK 1 of CZE

CZE → 3rd Period ← ITA

Shots by CZE
Goals (o): 1
SSP (>): 2
SSG (+): 5
SPG (-): 2



GK 82 of ITA



Legend:
GK Goalkeeper **SPG** Shots past goal **SSG** Shots saved by goalkeeper **SSP** Shots saved by player



Face-off Chart

争球表

CZE - ITA

1st PERIOD

	CZE		ITA		CZE		ITA		Total wins all zones				
	Def. zone	Att. zone	Neutral zone	Neutral zone	Att. zone	Def. zone	Def. zone	Att. zone					
	- 19	+ 10	+ 11	- 3	+ 75	- 10			Total wins all zones				
	+ 75	- 10	+ 19	- 27	- 75	+ 27							
	+ 19	- 27	+ 82	- 3	+ 75	- 62							
	+ 74	- 11	- 19	+ 27	- 19	+ 27							
	+ 33	- 11	+ 75	- 3	+ 75	- 27							
Total wins / period	4 / 80%	1 / 20%	4 / 80%	1 / 20%	3 / 60%	2 / 40%			<table border="1"> <tr> <th>CZE</th> <th>ITA</th> </tr> <tr> <td>11 / 73%</td> <td>4 / 27%</td> </tr> </table>	CZE	ITA	11 / 73%	4 / 27%
CZE	ITA												
11 / 73%	4 / 27%												

2nd PERIOD

	CZE		ITA		CZE		ITA		Total wins all zones				
	Def. zone	Att. zone	Neutral zone	Neutral zone	Att. zone	Def. zone	Def. zone	Att. zone					
	+ 82	- 3	+ 96	- 3	- 75	+ 3			Total wins all zones				
	- 75	+ 3	- 19	+ 27	+ 75	- 3							
	- 19	+ 27	- 75	+ 3	- 75	+ 3							
	- 33	+ 11	- 19	+ 27	- 19	+ 3							
	- 96	+ 27											
	+ 96	- 27											
	- 11	+ 11											
Total wins / period	2 / 29%	5 / 71%	1 / 25%	3 / 75%	1 / 25%	3 / 75%			<table border="1"> <tr> <th>CZE</th> <th>ITA</th> </tr> <tr> <td>4 / 27%</td> <td>11 / 73%</td> </tr> </table>	CZE	ITA	4 / 27%	11 / 73%
CZE	ITA												
4 / 27%	11 / 73%												

3rd PERIOD

	CZE		ITA		CZE		ITA		Total wins all zones				
	Def. zone	Att. zone	Neutral zone	Neutral zone	Att. zone	Def. zone	Def. zone	Att. zone					
	- 55	+ 3	- 11	+ 3	+ 19	- 27			Total wins all zones				
	- 82	+ 3	- 19	+ 10	+ 19	- 3							
	+ 19	- 3	+ 19	- 3	- 82	+ 27							
	- 82	+ 3			- 19	+ 27							
					- 82	+ 27							
					+ 19	- 11							
Total wins / period	1 / 25%	3 / 75%	1 / 33%	2 / 67%	3 / 50%	3 / 50%			<table border="1"> <tr> <th>CZE</th> <th>ITA</th> </tr> <tr> <td>5 / 38%</td> <td>8 / 62%</td> </tr> </table>	CZE	ITA	5 / 38%	8 / 62%
CZE	ITA												
5 / 38%	8 / 62%												

TOTAL

	CZE		ITA		CZE		ITA		Total wins all zones				
	Def. zone	Att. zone	Neutral zone	Neutral zone	Att. zone	Def. zone	Def. zone	Att. zone					
Total wins / game	7 / 44%	9 / 56%	6 / 50%	6 / 50%	7 / 47%	8 / 53%			<table border="1"> <tr> <th>CZE</th> <th>ITA</th> </tr> <tr> <td>20 / 47%</td> <td>23 / 53%</td> </tr> </table>	CZE	ITA	20 / 47%	23 / 53%
CZE	ITA												
20 / 47%	23 / 53%												



HEAD TO HEAD

		ITA									
No.	3	10	11	27	62	Tot.	wins CZE	Dz	Nz	Az	
CZE	11	1 - 1		0 - 1		3	1 33%	0 0%	1 50%		
	19	3 - 1	0 - 2	1 - 0	3 - 6	16	7 44%	2 50%	2 33%	3 50%	
	33			1 - 1		2	1 50%	1 50%			
	55	0 - 1				1	0 0%	0 0%			
	74			1 - 0		1	1 100%	1 100%			
	75	2 - 4	2 - 0		1 - 1	1 - 0	11	6 55%	1 50%	1 50%	4 57%
	82	2 - 2			0 - 2		6	2 33%	1 33%	1 100%	0 0%
	96	1 - 0			1 - 1		3	2 67%	1 50%	1 100%	
Tot.	18	4	5	15	1	43	20 47%	7 44%	6 50%	7 47%	
wins ITA	9 50%	2 50%	2 40%	10 67%	0 0%	23 53%					
Dz	3 60%	0 0%	0 0%	5 71%	0 0%	8 53%					
Nz	2 29%	1 100%		3 75%		6 50%					
Az	4 67%	1 50%	2 50%	2 50%		9 56%					

Legend:

Az Attacking zone **Dz** Defending zone **No.** Jersey number **Nz** Neutral zone **Tot.** Total face-offs played



Line-Ups

阵容

SVK - CHN

Referee

WEBINGER Kevin (CAN)

Goalkeepers

Team: SVK

No.	Name	Gen
18	LEPACEK Eduard	M
21	PASTUCHA Miroslav	M

Team Line-ups

Team: SVK (Blue)

No.	Pos.	Name	Gen
27	D	KASCAK Peter	M
66	D	FERENCIK Slavomir	M
11	F	LIGDA Marian +C	M
30	F	FOJTIK Erik +A	M
45	F	VECEREK Milos	M
10	D	STIT Peter	M
85	D	KARDOS Miroslav	M
7	F	STASAK Miroslav	M
25	F	JOPPA Martin +A	M
98	F	KORMAN David	M
33	D	HLINKA Michal	M
44	F	TURIC Robert	M

Head Coach: BIELECKA Radoslav

Linespersons

BEELEN Louis (NED) , VANEK Jan (CZE)

Team: CHN

No.	Name	Gen
1	WANG Wei	M
20	JI Yanzhao	M

Team: CHN (White)

No.	Pos.	Name	Gen
7	D	XU Jinqiang +A	M
24	D	ZHU Zhanfu	M
8	F	WANG Zhidong	M
17	F	SHEN Yifeng	M
23	F	CUI Yutao +C	M
3	D	LYU Zhi	M
22	D	HU Guangjian	M
15	F	SONG Xiaodong	M
18	F	WANG Jujiang	M
19	F	ZHANG Zheng	M
28	F	TIAN Jintao	M
30	F	QIU Dianpeng	M
32	F	LI Hongguan	M
11	F	YU Jing	F

Head Coach: SHARSHUKOV Nikolay

NOT DRESSED:

5	D	BAI Xuesong	M
12	D	CHE Hang	M

Legend:

+A	Assistant Captain	+C	Captain	D	Defender	F	Female / Forward
Gen	Gender	M	Male	No.	Jersey number	Pos.	Position



Graphical Line-ups

阵容图

SVK - CHN

Referee
WEBINGER Kevin (CAN)

Linespersons
BEELEN Louis (NED), VANEK Jan (CZE)

Team: SVK - Slovakia (Blue)

Head Coach: BIELECKA Radoslav



Team: CHN - China (White)

Head Coach: SHARSHUKOV Nikolay



Legend:

+A Assistant Captain

+C Captain

Sn Starting position



Game Summary

比赛总结

SVK - CHN 0 - 7 (0 - 2, 0 - 1, 0 - 4)

Spectators	Referee	Linespersons
1230	WEBINGER Kevin (CAN)	BEELEN Louis (NED), VANEK Jan (CZE)

Team Statistics

Period	Score	SVS	SOG	PIM	TPP	PPG	SHG
1	0 : 2	11 : 1	1 : 13	0 : 2	02:00 : 00:00	0 : 0	0 : 1
2	0 : 1	2 : 1	1 : 3	2 : 4	02:00 : 00:00	0 : 0	0 : 0
3	0 : 4	8 : 6	6 : 12	6 : 4	02:00 : 02:48	0 : 1	0 : 1
Total	0 : 7	21 : 8	8 : 28	8 : 10	06:00 : 02:48	0 : 1	0 : 2

1st Period

Action	Time	ET/Res	Team	Type	No.	Name	(G)	Name of Assistant(s) / Action Description
GK	00:00		CHN		20	JI Y		- Goalkeeper in
GK	00:00		SVK		18	LEPACEK E		- Goalkeeper in
Penalty	08:22	10:22	CHN	2 min.	18	WANG J		- Holding an opponent
Goal	08:39	0 : 1	CHN	SH1	17	SHEN Y	(1)	On Ice SVK 18 7 11 25 30 98 CHN 20 7 8 17 24
Goal	13:01	0 : 2	CHN	EQ	17	SHEN Y	(2)	8 WANG Z On Ice SVK 18 10 11 30 45 66 CHN 20 3 8 17 22 23

2nd Period

Action	Time	ET/Res	Team	Type	No.	Name	(G)	Name of Assistant(s) / Action Description
Goal	19:43	0 : 3	CHN	EQ	23	CUI Y	(1)	8 WANG Z 17 SHEN Y On Ice SVK 18 7 27 30 45 66 CHN 20 3 8 17 22 23
Penalty	23:45	25:45	SVK	2 min.	25	JOPPA M		- Teeing
Penalty	23:45	25:45	CHN	2 min.	22	HU G		- Teeing
Penalty	23:45	25:45	CHN	2 min.	32	LI H		- Interference on a Goalkeeper

3rd Period

Action	Time	ET/Res	Team	Type	No.	Name	(G)	Name of Assistant(s) / Action Description
Penalty	32:12	34:12	CHN	2 min.	28	TIAN J		- Interference on a Goalkeeper
Goal	32:51	0 : 4	CHN	SH1	17	SHEN Y	(3)	8 WANG Z On Ice SVK 18 7 11 25 30 45 CHN 20 3 8 17 23
Penalty	35:27	37:27	SVK	2 min.	98	KORMAN D		- Roughing
Goal	38:00	0 : 5	CHN	EQ	32	LI H	(1)	3 LYU Z On Ice SVK 18 10 11 30 45 98 CHN 20 3 22 28 30 32
Penalty	40:23	42:23	CHN	2 min.	7	XU J		- Teeing
Penalty	40:23	42:23	SVK	2 min.	66	FERENCIK S		- Teeing
Goal	41:21	0 : 6	CHN	EQ	17	SHEN Y	(4)	23 CUI Y On Ice SVK 18 7 25 27 98 CHN 20 8 17 23 24
Penalty	43:10	43:58	SVK	2 min.	25	JOPPA M		- Hooking
Goal	43:58	0 : 7	CHN	PP1	28	TIAN J	(1)	24 ZHU Z 20 JI Y On Ice SVK 18 7 27 45 66 CHN 20 22 24 28 30 32 *
GK	45:00		SVK					18 LEPACEK E - Goalkeeper out
GK	45:00		CHN					20 JI Y - Goalkeeper out

Goalkeeper Records

Team : SVK - Slovakia

No.	Name	SOG	SVS	MIP
18	LEPACEK Eduard	28	21	45:00
21	PASTUCHA Miroslav			

Team : CHN - China

No.	Name	SOG	SVS	MIP
20	JI Yanzhao	8	8	45:00
1	WANG Wei			

Game Statistics

Team : SVK (Blue)



Head Coach : BIELECKA Radoslav											Shots on Goal				Time on Ice						
No. Pos. Name	Gen	G	A	P	PIM	FO+	FO-	FO+/-	FO%	1	2	3	OTTS	+/-	1	2	3	OT	TOT	SHF	AVG
11 F LIGDA Marian +C	M	0	0	0	0	12	14	-2	46.15	0	0	1	1	-4	6:30	8:34	8:31		23:35	20	1:10
27 D KASCAK Peter	M	0	0	0	0	0	0	0	0.00	0	0	0	0	-2	8:05	9:54	7:21		25:20	23	1:06
30 F FOJTIK Erik +A	M	0	0	0	0	0	0	0	0.00	0	0	2	2	-5	6:34	9:10	7:20		23:04	19	1:12
45 F VECEREK Milos	M	0	0	0	0	0	0	0	0.00	0	1	1	2	-4	6:29	6:51	8:14		21:34	20	1:04
66 D FERENCIK Slavomir	M	0	0	0	2	0	1	-1	0.00	0	0	0	0	-2	9:58	9:28	9:45		29:11	22	1:19
7 F STASAK Miroslav	M	0	0	0	0	6	13	-7	31.58	1	0	0	1	-4	9:25	7:42	7:30		24:37	20	1:13
10 D STIT Peter	M	0	0	0	0	0	0	0	0.00	0	0	0	0	-2	6:51	10:05	7:56		24:52	21	1:11
25 F JOPPA Martin +A	M	0	0	0	4	0	0	0	0.00	0	0	1	1	-3	9:26	5:17	7:22		22:05	19	1:09
85 D KARDOS Miroslav	M	0	0	0	0	0	0	0	0.00	0	0	0	0	0	2:55	0:00	0:00		2:55	3	0:58
98 F KORMAN David	M	0	0	0	2	0	0	0	0.00	0	0	1	1	-3	8:26	7:38	5:56		22:00	20	1:06
33 D HLINKA Michal	M	0	0	0	0	0	0	0	0.00	0	0	0	0	0	0:00	0:00	0:00		0:00	0	0:00
44 F TURIC Robert	M	0	0	0	0	0	0	0	0.00	0	0	0	0	0	0:00	0:00	0:00		0:00	0	0:00
18 GK LEPACEK Eduard	M	0	0	0	0					0	0	0	0								
21 GK PASTUCHA Miroslav	M	0	0	0	0					0	0	0	0								
Total		0	0	0	8	18	28	-10	39.13	1	1	6	8								

Team : CHN (White)

Head Coach : SHARSHUKOV Nikolay											Shots on Goal				Time on Ice						
No. Pos. Name	Gen	G	A	P	PIM	FO+	FO-	FO+/-	FO%	1	2	3	OTTS	+/-	1	2	3	OT	TOT	SHF	AVG
7 D XU Jinqiang +A	M	0	0	0	2	0	1	-1	0.00	2	0	0	2	+1	9:05	9:41	6:01		24:47	20	1:14
8 F WANG Zhidong	M	0	3	3	0	10	3	7	76.92	2	0	1	3	+5	5:26	5:27	4:35		15:28	13	1:11
17 F SHEN Yifeng	M	4	1	5	0	0	0	0	0.00	4	0	3	7	+5	5:13	6:25	4:57		16:35	13	1:16
23 F CUI Yutao +C	M	1	1	2	0	0	0	0	0.00	1	2	0	3	+4	2:59	3:48	4:14		11:01	11	1:00
24 D ZHU Zhanfu	M	0	1	1	0	0	0	0	0.00	0	0	1	1	+2	8:03	9:42	7:42		25:27	20	1:16
3 D LYU Zhi	M	0	1	1	0	0	0	0	0.00	0	0	0	0	+4	5:47	7:04	7:22		20:13	18	1:07
15 F SONG Xiaodong	M	0	0	0	0	0	0	0	0.00	1	0	1	2	0	3:37	5:14	4:42		13:33	11	1:13
18 F WANG Jujiang	M	0	0	0	2	0	0	0	0.00	1	0	0	1	0	3:21	5:24	3:02		11:47	12	0:58
19 F ZHANG Zheng	M	0	0	0	0	9	5	4	64.29	0	1	1	2	0	3:13	4:53	4:36		12:42	11	1:09
22 D HU Guangjian	M	0	0	0	2	0	1	-1	0.00	0	0	0	0	+3	7:02	3:25	7:17		17:44	16	1:06
28 F TIAN Jintao	M	1	0	1	2	9	6	3	60.00	1	0	1	2	+1	6:30	3:57	5:10		15:37	12	1:18
30 F QIU Dianpeng	M	0	0	0	0	0	0	0	0.00	0	0	0	0	+1	5:15	3:43	5:19		14:17	12	1:11
32 F LI Hongguan	M	1	0	1	2	0	2	-2	0.00	1	0	4	5	+1	7:14	3:55	5:45		16:54	13	1:18
11 F YU Jing	F	0	0	0	0	0	0	0	0.00	0	0	0	0	0	0:00	0:00	0:00		0:00	0	0:00
1 GK WANG Wei	M	0	0	0	0					0	0	0	0								
20 GK JI Yanzhao	M	0	1	1	0					0	0	0	0								
Total		7	8	15	10	28	18	10	60.87	13	3	12	28								

Group B

R	Team	GP	W	OTW	OTL	L	GDF	GF:GA	PTS
1	CHN	1	1	0	0	0	+7	7 : 0	3
2	CZE	1	1	0	0	0	+5	5 : 0	3
3	ITA	1	0	0	0	1	-5	0 : 5	0
4	SVK	1	0	0	0	1	-7	0 : 7	0

	CHN	CZE	ITA	SVK
CHN	*****	SUN 06 MAR 20:05	TUE 08 MAR 16:35	7:0
CZE	SUN 06 MAR 20:05	*****	5:0	TUE 08 MAR 20:05
ITA	TUE 08 MAR 16:35	0:5	*****	SUN 06 MAR 16:35
SVK	0:7	TUE 08 MAR 20:05	SUN 06 MAR 16:35	*****



Legend:			
(G) Goals in tournament	*	Does not count for Plus/minus	+/- Plus/minus net
+C Captain	A	Assists	AVG Average time on ice / shift
EQ Equal strength	ET/Res	Penalty end time/Result of game	F Female / Forward
FO+ Face-offs won	FO-	Face-offs lost	FO+/- Face-offs net
GA Goals against	GDF	Goal difference	Gen Gender
GK Goalkeeper	GP	Games played	L Losses
MIP Minutes in play (GK)	No.	Jersey number	OT Overtime
OTW Overtime wins	P	Points	PIM Penalties in minutes
PP1 Power play - 1 player	PPG	Power play goals	PTS Points
SH1 Shorthanded - 1 player	SHF	Number of shifts	SHG Shorthanded goals
SVS Saves	TOT	Total	TPP Time on power play
W Wins			+A Assistant Captain
			D Defender
			FO% Face-offs won as percentage
			G Goals
			GF Goals for
			M Male
			OTL Overtime losses
			Pos. Position
			R Rank
			SOG Shots on goal
			TS Total shots

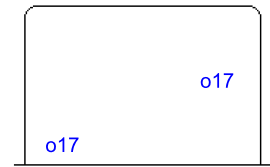


Shot Chart
 射门表

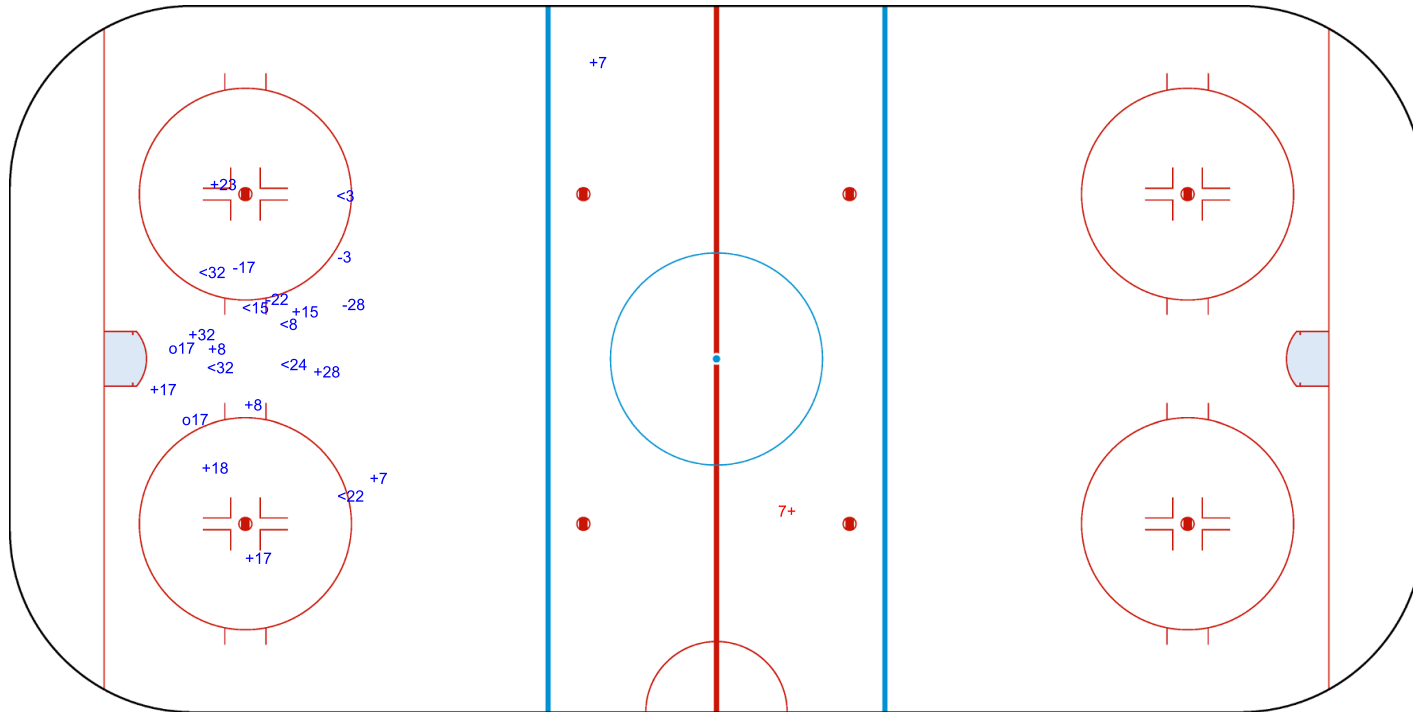
SVK - CHN




Shots by CHN
 Goals (o): 2 SSG (+): 11
 SSP (<): 7 SPG (-): 4



GK 18 of SVK



Shots by SVK
 Goals (o): 0 SSG (+): 1
 SSP (>): 0 SPG (-): 0



GK 20 of CHN



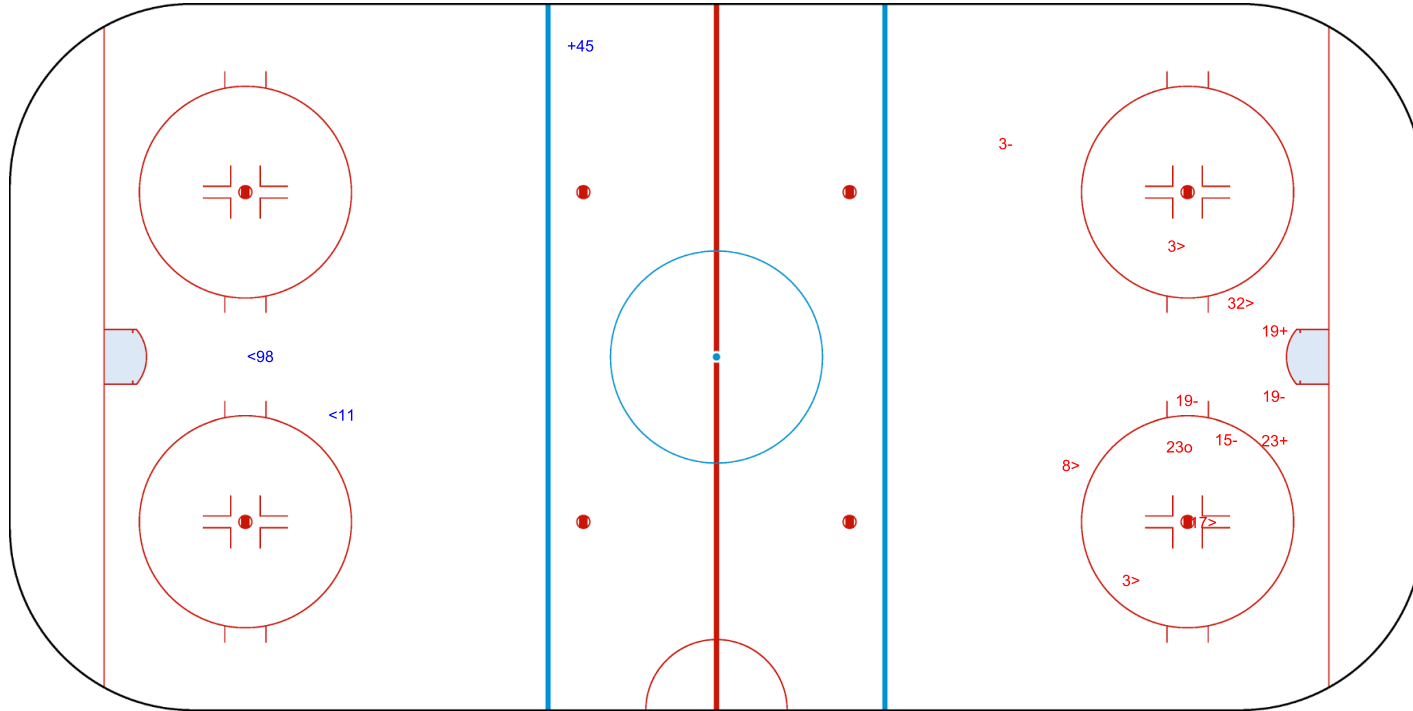
Shots by SVK

Goals (o): 0 SSG (+): 1
SSP (<): 2 SPG (-): 0



GK 20 of CHN

CHN → 2nd Period ← SVK



Shots by CHN

Goals (o): 1 SSG (+): 2
SSP (>): 5 SPG (-): 4

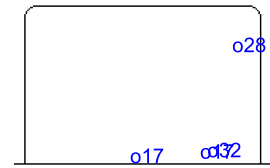


o23

GK 18 of SVK




Shots by CHN
Goals (o): 4 SSG (+): 8
SSP (<): 4 SPG (-): 3



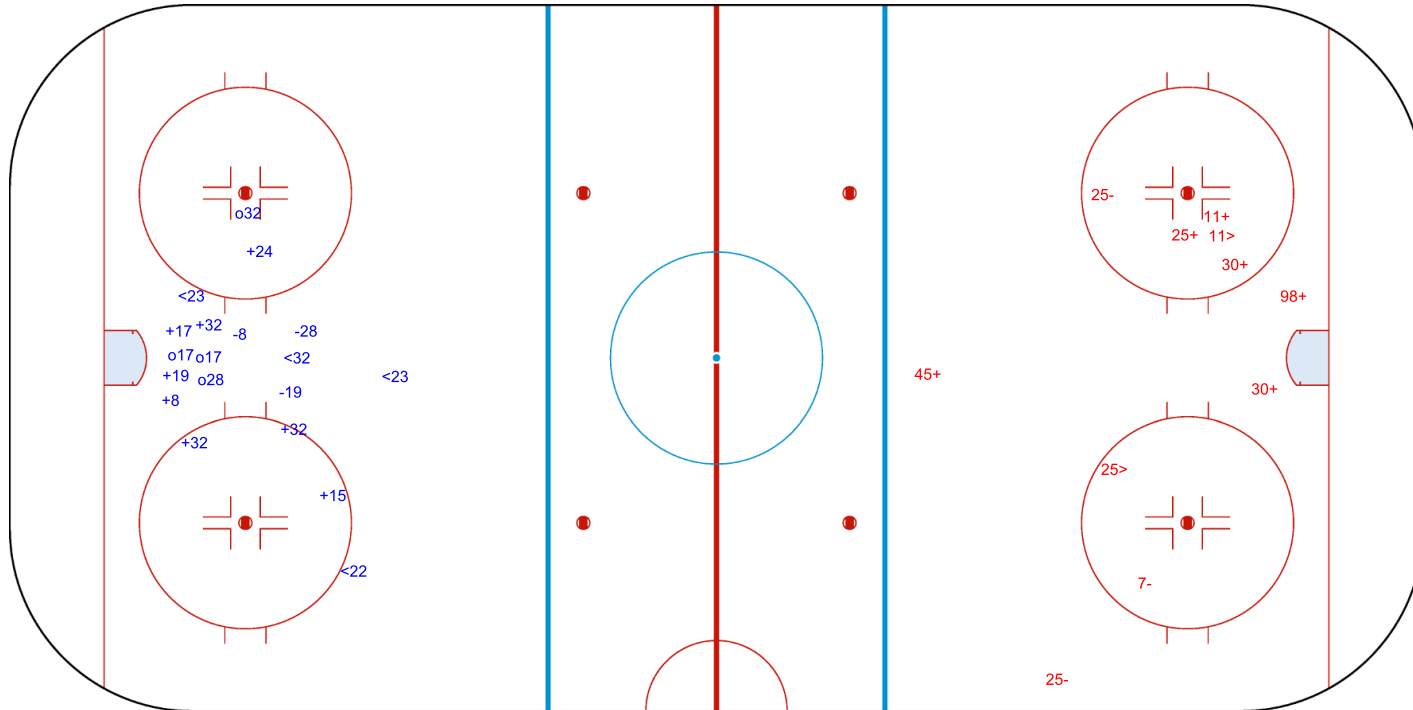
GK 18 of SVK

SVK → 3rd Period ← CHN

Shots by SVK
Goals (o): 0 SSG (+): 6
SSP (>): 2 SPG (-): 3



GK 20 of CHN



Legend:		
GK	Goalkeeper	
SPG	Shots past goal	
SSG	Shots saved by goalkeeper	
SSP	Shots saved by player	



Face-off Chart

争球表

SVK - CHN

1st PERIOD

	SVK		CHN		SVK		CHN		SVK		CHN	
	Def. zone	Att. zone	Neutral zone	Neutral zone	Att. zone	Def. zone	Att. zone	Def. zone	Total wins	Total wins	all zones	
	+ 11	- 28	- 11	+ 8	- 11	+ 28	- 11	+ 8				
	- 7	+ 28	- 11	+ 8	- 11	+ 8						
	- 7	+ 19	- 7	+ 28								
	- 7	+ 19										
	- 66	+ 8										
	+ 7	- 28										
Total wins / period	2 / 33%	4 / 67%	0 / 0%	3 / 100%	0 / 0%	2 / 100%	2 / 18%	9 / 82%				

2nd PERIOD

	SVK		CHN		SVK		CHN		SVK		CHN	
	Def. zone	Att. zone	Neutral zone	Neutral zone	Att. zone	Def. zone	Att. zone	Def. zone	Total wins	Total wins	all zones	
	- 11	+ 19	- 11	+ 8	- 11	+ 8						
	- 7	+ 28	- 11	+ 28	- 11	+ 8						
			+ 11	- 28								
			- 7	+ 19								
			- 7	+ 28								
Total wins / period	0 / 0%	2 / 100%	1 / 17%	5 / 83%	0 / 0%	1 / 100%	1 / 11%	8 / 89%				

3rd PERIOD

	SVK		CHN		SVK		CHN		SVK		CHN	
	Def. zone	Att. zone	Neutral zone	Neutral zone	Att. zone	Def. zone	Att. zone	Def. zone	Total wins	Total wins	all zones	
	+ 7	- 8	- 11	+ 8	+ 7	- 28	- 11	+ 8				
	- 7	+ 8	- 7	+ 19	+ 7	- 28	+ 11	- 7				
	- 11	+ 19	+ 11	- 32	+ 11	- 7	- 11	+ 19				
	+ 11	- 22	+ 11	- 32	- 11	+ 19	+ 11	- 8				
	+ 11	- 19	- 7	+ 28	+ 11	- 8	+ 7	- 8				
	+ 11	- 19	- 7	+ 8	+ 7	- 8	+ 7	- 28				
	- 7	+ 28	+ 11	- 19	+ 7	- 28						
	+ 11	- 19	- 7	+ 28								
	+ 11	- 19	- 11	+ 19								
	- 11	+ 19										
Total wins / period	6 / 60%	4 / 40%	3 / 33%	6 / 67%	6 / 86%	1 / 14%	15 / 58%	11 / 42%				

TOTAL

	SVK		CHN		SVK		CHN		SVK		CHN	
	Def. zone	Att. zone	Neutral zone	Neutral zone	Att. zone	Def. zone	Att. zone	Def. zone	Total wins	Total wins	all zones	
Total wins / game	8 / 44%	10 / 56%	4 / 22%	14 / 78%	6 / 60%	4 / 40%	18 / 39%	28 / 61%				



HEAD TO HEAD

		CHN										
No.		7	8	19	22	28	32	Tot.	wins SVK	Dz	Nz	Az
SVK	7		2 - 2	0 - 4		4 - 7		19	6 32%	2 25%	0 0%	4 100%
	11	1 - 0	1 - 7	5 - 5	1 - 0	2 - 2	2 - 0	26	12 46%	6 67%	4 36%	2 33%
	66		0 - 1					1	0 0%	0 0%		
Tot.		1	13	14	1	15	2	46	18 39%	8 44%	4 22%	6 60%
wins CHN		0 0%	10 77%	9 64%	0 0%	9 60%	0 0%	28 61%				
Dz		0 0%	2 50%	1 100%		1 25%		4 40%				
Nz			6 100%	3 75%		5 83%	0 0%	14 78%				
Az			2 67%	5 56%	0 0%	3 60%		10 56%				

Legend:

Az Attacking zone **Dz** Defending zone **No.** Jersey number **Nz** Neutral zone **Tot.** Total face-offs played



Line-Ups

阵容

KOR - USA

Referee

GRUMSEN Jacob (DEN)

Goalkeepers

Team: KOR

No.	Name	Gen
32	LEE Jae Woong	M
39	CHOI Hyuk Jun	M

Team Line-ups

Team: KOR (Blue)

No.	Pos.	Name	Gen
10	D	CHO Young Jae +A	M
20	D	JANG Dong Shin	M
3	F	RYU Jee Hyun	M
27	F	CHO Byeong Seok +A	M
55	F	JANG Jong Ho +C	M
7	D	CHOI Kwang Hyouk	M
12	D	KIM Young Sung	M
9	F	CHOI Si Woo	M
14	F	JUNG Seung Hwan	M
28	F	LEE Jong Kyung	M
11	F	CHOI Bae Suk	M
51	F	KIM Sang Lak	M
88	F	PARK Sang Hyeon	M

Head Coach: HAN Min Su

NOT DRESSED:

1	F	LEE Jun Yong	M
31	D	YU Man Gyun	M

Linespersons

BEELLEN Louis (NED) , FERGENBAUM Matt (CAN)

Team: USA

No.	Name	Gen
29	LAMARRE Griffin	M
32	LEE Jen	M

Team: USA (White)

No.	Pos.	Name	Gen
22	D	GROVE Noah	M
27	D	PAULS Josh +C	M
4	F	ROYBAL Brody	M
9	F	DODSON Travis	M
19	F	JONES Malik	M
3	D	DEQUEBEC Ralph	M
8	D	WALLACE Jack	M
16	F	FARMER Declan +A	M
18	F	NICHOLS Evan	M
24	F	MISIEWICZ Joshua	M
15	F	ZYCH Kyle	M
23	F	ROMAN Rico +A	M
37	F	EUSTACE David	M

Head Coach: HOFF David

NOT DRESSED:

11	D	WOODKE Joseph	M
88	F	McKEE Kevin	M

Legend:

+A	Assistant Captain	+C	Captain	D	Defender	F	Forward
Gen	Gender	M	Male	No.	Jersey number	Pos.	Position



Graphical Line-ups

阵容图

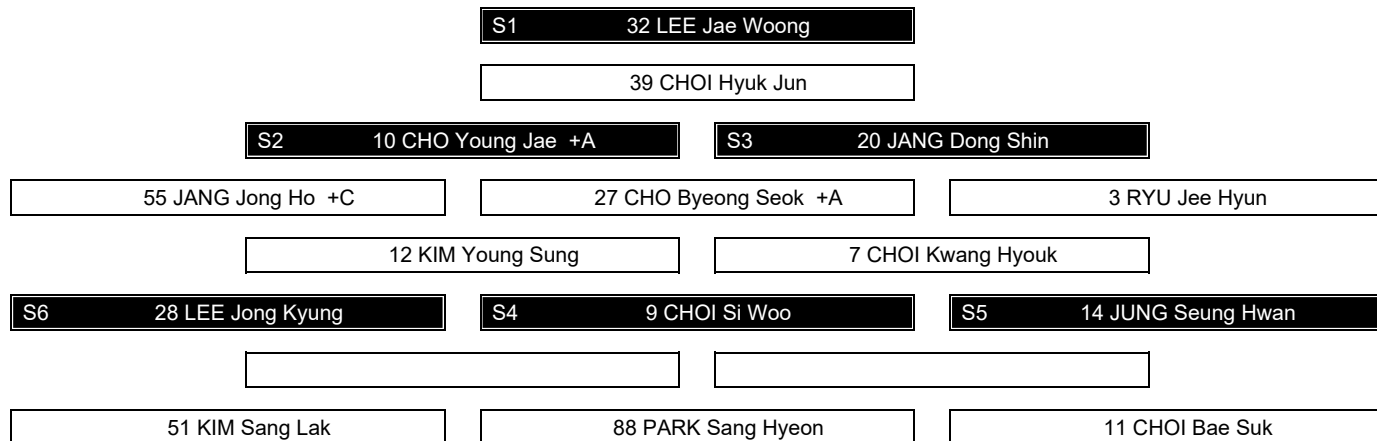
KOR - USA

Referee
GRUMSEN Jacob (DEN)

Linespersons
BEELEN Louis (NED), FERGENBAUM Matt (CAN)

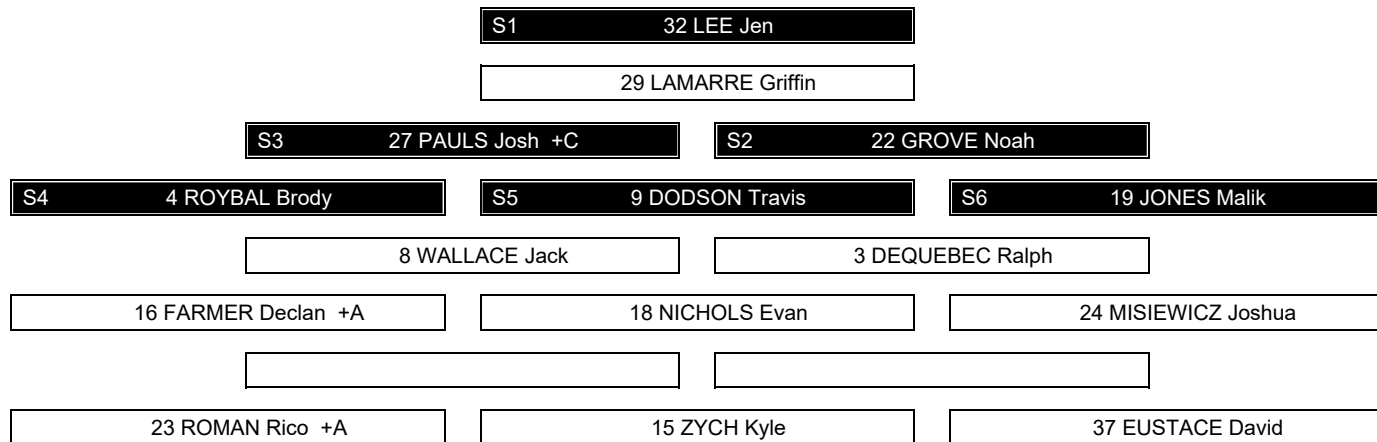
Team: KOR - Republic of Korea (Blue)

Head Coach: HAN Min Su



Team: USA - United States (White)

Head Coach: HOFF David



Legend:

+A Assistant Captain

+C Captain

Sn Starting position



Game Summary

比赛总结

KOR - USA 1 - 9 (0 - 5, 0 - 4, 1 - 0)

Spectators	Referee	Linespersons
	GRUMSEN Jacob (DEN)	BEELEN Louis (NED) , FERGENBAUM Matt (CAN)

Team Statistics

Period	Score	SVS	SOG	PIM	TPP	PPG	SHG
1	0 : 5	12 : 0	0 : 17	2 : 0	00:00 : 02:00	0 : 0	0 : 0
2	0 : 4	14 : 2	2 : 18	6 : 2	02:00 : 02:18	0 : 3	0 : 0
3	1 : 0	4 : 0	1 : 4	2 : 0	00:00 : 02:00	0 : 0	0 : 0
Total	1 : 9	30 : 2	3 : 39	10 : 2	02:00 : 06:18	0 : 3	0 : 0

1st Period

Action	Time	ET/Res	Team	Type	No.	Name	(G) Name of Assistant(s) / Action Description
GK	00:00		USA		32	LEE J	- Goalkeeper in
GK	00:00		KOR		32	LEE JW	- Goalkeeper in
Goal	04:25	0 : 1	USA	EQ	8	WALLACE J	(1) 24 MISIEWICZ J On Ice KOR 32 7 9 12 27 88 18 NICHOLS E USA 32 3 8 16 18 24
Goal	08:58	0 : 2	USA	EQ	8	WALLACE J	(2) 9 DODSON T On Ice KOR 32 3 7 12 27 55 USA 32 4 8 9 19 22
Goal	09:43	0 : 3	USA	EQ	24	MISIEWICZ J	(2) 16 FARMER D On Ice KOR 32 3 7 12 27 55 18 NICHOLS E USA 32 16 18 22 24 27
Goal	11:03	0 : 4	USA	EQ	4	ROYBAL B	(2) 16 FARMER D On Ice KOR 32 3 7 12 27 55 8 WALLACE J USA 32 3 4 8 16 19
Penalty	11:34	13:34	KOR	2 min.	10	CHO YJ	- Holding an opponent
Goal	13:53	0 : 5	USA	EQ	8	WALLACE J	(3) 24 MISIEWICZ J On Ice KOR 32 9 10 14 20 28 27 PAULS J USA 32 4 8 24 27 37

2nd Period

Action	Time	ET/Res	Team	Type	No.	Name	(G) Name of Assistant(s) / Action Description
Penalty	18:29	20:29	USA	2 min.	37	EUSTACE D	- Interference
Goal	24:56	0 : 6	USA	EQ	19	JONES M	(2) 15 ZYCH K On Ice KOR 32 3 7 12 27 55 3 DEQUEBEC R USA 32 3 4 8 15 19
Penalty	26:18	26:51	KOR	2 min.	14	JUNG SH	- Hooking
Goal	26:51	0 : 7	USA	PP1	16	FARMER D	(2) 24 MISIEWICZ J On Ice KOR 32 7 12 27 55 27 PAULS J USA 32 4 8 16 24 27 *
Penalty	26:51	28:27	KOR	2 min.	7	CHOI KH	- Hooking
Goal	28:27	0 : 8	USA	PP1	16	FARMER D	(3) 4 ROYBAL B On Ice KOR 32 9 12 28 55 27 PAULS J USA 32 4 8 16 24 27 *
Penalty	29:38	29:47	KOR	2 min.	12	KIM YS	- Interference
Goal	29:47	0 : 9	USA	PP1	19	JONES M	(3) 18 NICHOLS E On Ice KOR 32 10 11 20 88 16 FARMER D USA 32 8 16 18 19 27 *

3rd Period

Action	Time	ET/Res	Team	Type	No.	Name	(G) Name of Assistant(s) / Action Description
GK	30:00		KOR		39	CHOI HJ	- Goalkeeper in 32 LEE JW - Goalkeeper out
GK	30:00		USA		29	LAMARRE G	- Goalkeeper in 32 LEE J - Goalkeeper out
Goal	33:21	1 : 9	KOR	EQ	14	JUNG SH	(1) On Ice KOR 39 9 10 14 20 28 USA 29 15 22 23 27 37
Time-out	35:28		KOR				
Penalty	36:30	38:30	KOR	2 min.	12	KIM YS	- Interference
GK	45:00		KOR				39 CHOI HJ - Goalkeeper out
GK	45:00		USA				29 LAMARRE G - Goalkeeper out

Goalkeeper Records

Team : KOR - Republic of Korea

Team : USA - United States

No.	Name	SOG	SVS	MIP	No.	Name	SOG	SVS	MIP
32	LEE Jae Woong	35	26	30:00	32	LEE Jen	2	2	30:00
39	CHOI Hyuk Jun	4	4	15:00	29	LAMARRE Griffin	1	0	15:00



Game Statistics

Team : KOR (Blue)

Head Coach : HAN Min Su											Shots on Goal				Time on Ice									
No.	Pos.	Name	Gen	G	A	P	PIM	FO+	FO-	FO+/-	FO%	1	2	3	OTTS	+/-	1	2	3	OT	TOT	SHF	AVG	
3	F	RYU Jee Hyun	M	0	0	0	0	0	2	-2	0.00	0	0	0	0	-4	4:11	5:29	5:57		15:37	20	0:46	
10	D	CHO Young Jae +A	M	0	0	0	2	0	0	0	0.00	0	0	0	0	0	6:52	7:18	7:25		21:35	25	0:51	
20	D	JANG Dong Shin	M	0	0	0	0	0	0	0	0.00	0	0	0	0	0	8:11	7:08	6:55		22:14	25	0:53	
27	F	CHO Byeong Seok +A	M	0	0	0	0	0	1	-1	0.00	0	1	0	1	-5	6:41	6:02	5:13		17:56	22	0:48	
55	F	JANG Jong Ho +C	M	0	0	0	0	11	14	-3	44.00	0	0	0	0	-4	6:40	7:02	5:55		19:37	26	0:45	
7	D	CHOI Kwang Hyouk	M	0	0	0	2	0	0	0	0.00	0	0	0	0	-5	6:44	7:31	6:50		21:05	23	0:55	
9	F	CHOI Si Woo	M	0	0	0	0	0	0	0	0.00	0	0	0	0	-1	8:02	6:00	7:48		21:50	26	0:50	
12	D	KIM Young Sung	M	0	0	0	4	0	0	0	0.00	0	0	0	0	-5	6:48	7:06	6:53		20:47	26	0:47	
14	F	JUNG Seung Hwan	M	1	0	1	2	0	0	0	0.00	0	1	1	2	0	7:46	6:41	7:50		22:17	26	0:51	
28	F	LEE Jong Kyung	M	0	0	0	0	7	18	-11	28.00	0	0	0	0	0	7:41	7:13	8:06		23:00	25	0:55	
11	F	CHOI Bae Suk	M	0	0	0	0	0	0	0	0.00	0	0	0	0	0	0:31	1:57	0:53		3:21	6	0:33	
51	F	KIM Sang Lak	M	0	0	0	0	0	0	0	0.00	0	0	0	0	0	0:31	1:30	0:53		2:54	5	0:34	
88	F	PARK Sang Hyeon	M	0	0	0	0	3	4	-1	42.86	0	0	0	0	-1	2:09	1:23	2:00		5:32	7	0:47	
32	GK	LEE Jae Woong	M	0	0	0	0					0	0	0	0									
39	GK	CHOI Hyuk Jun	M	0	0	0	0					0	0	0	0									
Total				1	0	1	10	21	39	-18	35.00	0	2	1	3									

Team : USA (White)

Head Coach : HOFF David											Shots on Goal				Time on Ice									
No.	Pos.	Name	Gen	G	A	P	PIM	FO+	FO-	FO+/-	FO%	1	2	3	OTTS	+/-	1	2	3	OT	TOT	SHF	AVG	
4	F	ROYBAL Brody	M	1	1	2	0	0	0	0	0.00	2	3	0	5	+4	6:50	7:17	5:40		19:47	15	1:19	
9	F	DODSON Travis	M	0	1	1	0	2	2	0	50.00	1	1	0	2	+1	3:30	0:33	0:00		4:03	5	0:48	
19	F	JONES Malik	M	2	0	2	0	1	1	0	50.00	0	3	0	3	+3	4:14	4:23	5:48		14:25	14	1:01	
22	D	GROVE Noah	M	0	0	0	0	0	0	0	0.00	0	0	0	0	+1	7:11	6:54	8:51		22:56	20	1:08	
27	D	PAULS Josh +C	M	0	3	3	0	0	0	0	0.00	3	1	0	4	+1	8:14	8:39	8:31		25:24	21	1:12	
3	D	DEQUEBEC Ralph	M	0	1	1	0	0	0	0	0.00	1	0	0	1	+3	6:26	6:14	6:35		19:15	16	1:12	
8	D	WALLACE Jack	M	3	1	4	0	0	0	0	0.00	5	0	0	5	+5	8:05	8:11	5:58		22:14	18	1:14	
16	F	FARMER Declan +A	M	2	3	5	0	15	8	7	65.22	1	4	0	5	+3	6:29	7:33	5:11		19:13	15	1:16	
18	F	NICHOLS Evan	M	0	3	3	0	0	1	-1	0.00	0	2	1	3	+2	3:36	2:02	5:23		11:01	12	0:55	
24	F	MISIEWICZ Joshua	M	1	3	4	0	2	1	1	66.67	1	2	0	3	+3	6:04	6:19	5:13		17:36	14	1:15	
15	F	ZYCH Kyle	M	0	1	1	0	0	0	0	0.00	1	1	1	3	0	4:51	5:16	4:32		14:39	12	1:13	
23	F	ROMAN Rico +A	M	0	0	0	0	16	7	9	69.57	2	0	0	2	-1	4:50	4:33	6:13		15:36	13	1:12	
37	F	EUSTACE David	M	0	0	0	2	3	1	2	75.00	0	1	2	3	0	4:25	5:20	6:54		16:39	15	1:06	
29	GK	LAMARRE Griffin	M	0	0	0	0					0	0	0	0									
32	GK	LEE Jen	M	0	0	0	0					0	0	0	0									
Total				9	17	26	2	39	21	18	65.00	17	18	4	39									

Group A

R	Team	GP	W	OTW	OTL	L	GDF	GF : GA	PTS
1	USA	2	2	0	0	0	+13	14 : 1	6
2	CAN	1	0	0	0	1	-5	0 : 5	0
3	KOR	1	0	0	0	1	-8	1 : 9	0

	CAN	KOR	USA
CAN	*****	TUE 08 MAR 13:05	0:5
KOR	TUE 08 MAR 13:05	*****	1:9
USA	5:0	9:1	*****



Legend:

(G) Goals in tournament	* Does not count for Plus/minus	+/- Plus/minus net	+A Assistant Captain
+C Captain	A Assists	AVG Average time on ice / shift	D Defender
EQ Equal strength	ET/Res Penalty end time/Result of game	F Forward	FO% Face-offs won as percentage
FO+ Face-offs won	FO- Face-offs lost	FO+/- Face-offs net	G Goals
GA Goals against	GDF Goal difference	Gen Gender	GF Goals for
GK Goalkeeper	GP Games played	L Losses	M Male
MIP Minutes in play (GK)	No. Jersey number	OT Overtime	OTL Overtime losses
OTW Overtime wins	P Points	PIM Penalties in minutes	Pos. Position
PP1 Power play - 1 player	PPG Power play goals	PTS Points	R Rank
SHF Number of shifts	SHG Shorthanded goals	SOG Shots on goal	SVS Saves
TOT Total	TPP Time on power play	TS Total shots	W Wins



Shot Chart
射门表

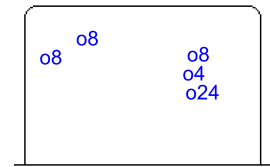
KOR - USA



1st Period




Shots by USA
Goals (o): 5
SSP (<): 2
SSG (+): 12
SPG (-): 5

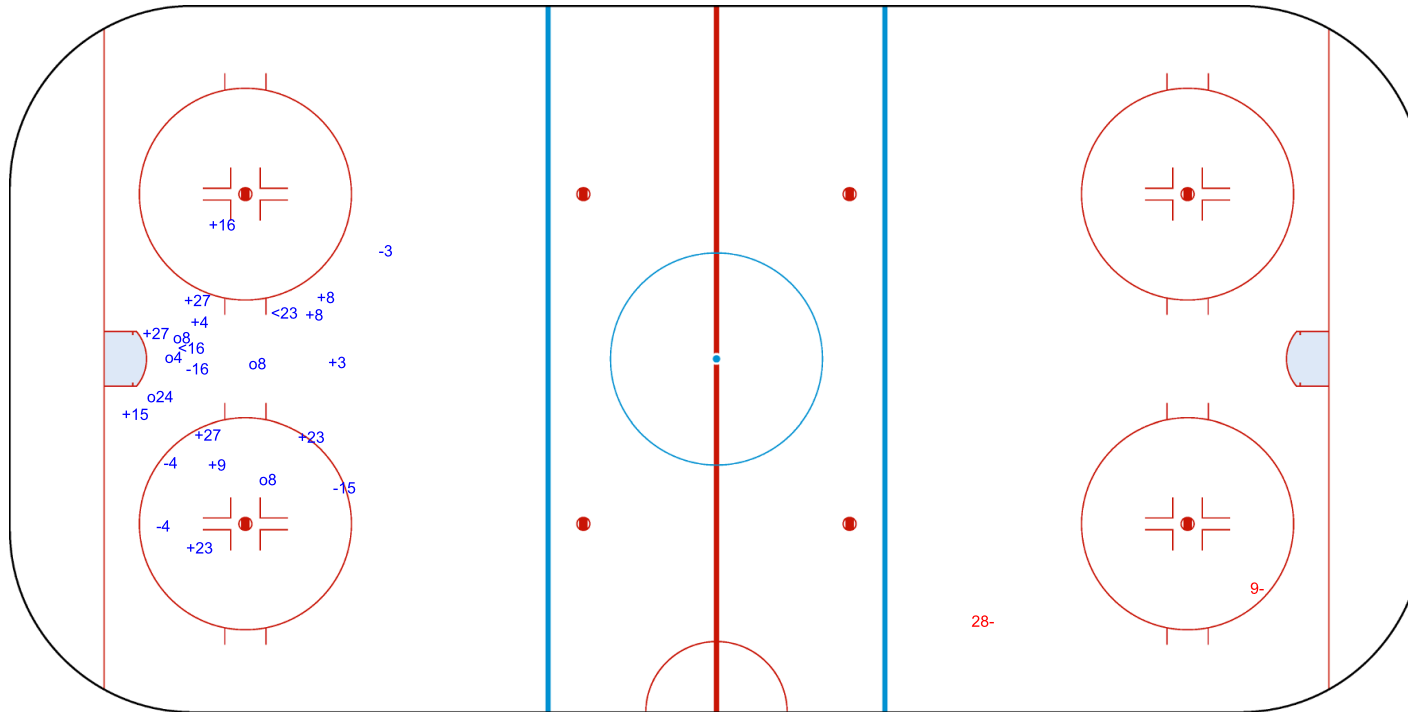


GK 32 of KOR

Shots by KOR
Goals (o): 0
SSP (>): 0
SSG (+): 0
SPG (-): 2



GK 32 of USA





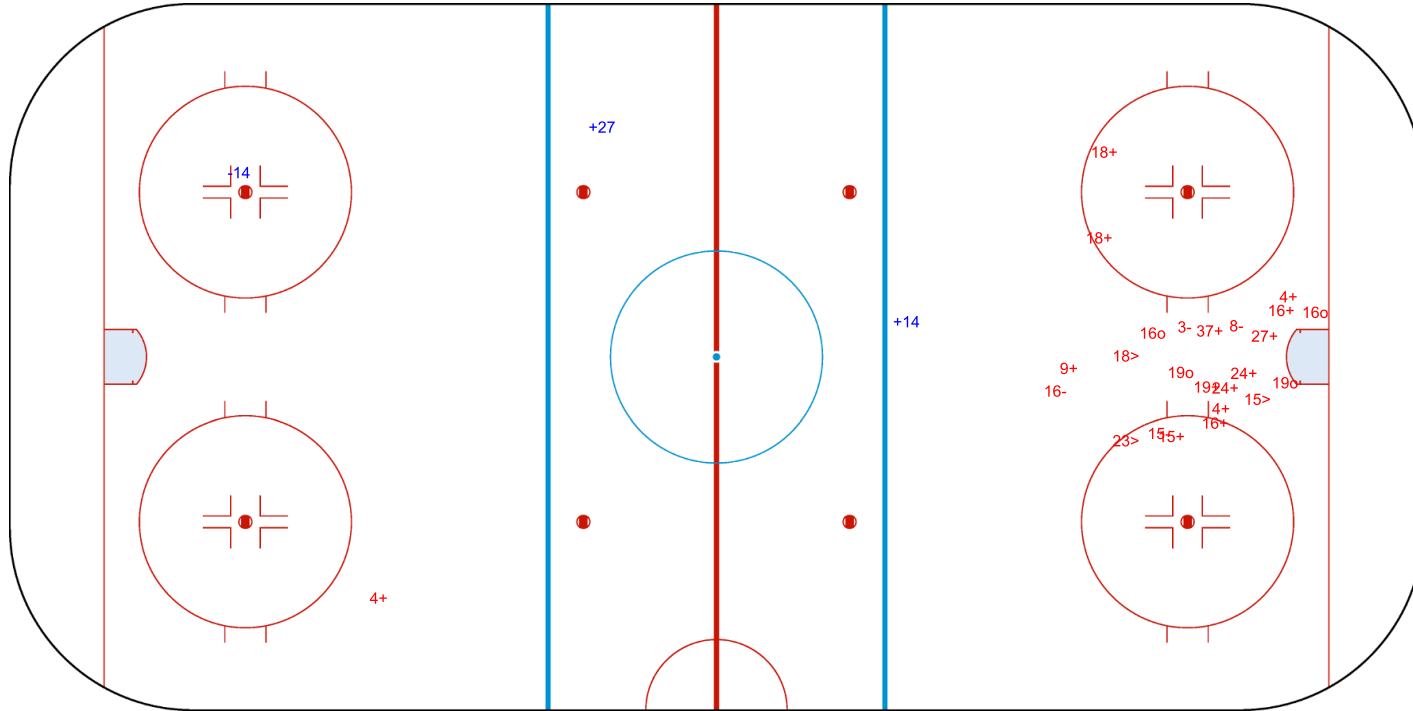
Shots by KOR
Goals (o): 0
SSP (<): 0

SSG (+): 2
SPG (-): 1



GK 32 of USA

USA → 2nd Period ← KOR



Shots by USA
Goals (o): 4
SSP (>): 3

SSG (+): 14
SPG (-): 4




GK 32 of KOR



Shots by USA
Goals (o): 0
SSP (<): 1
SSG (+): 4
SPG (-): 6

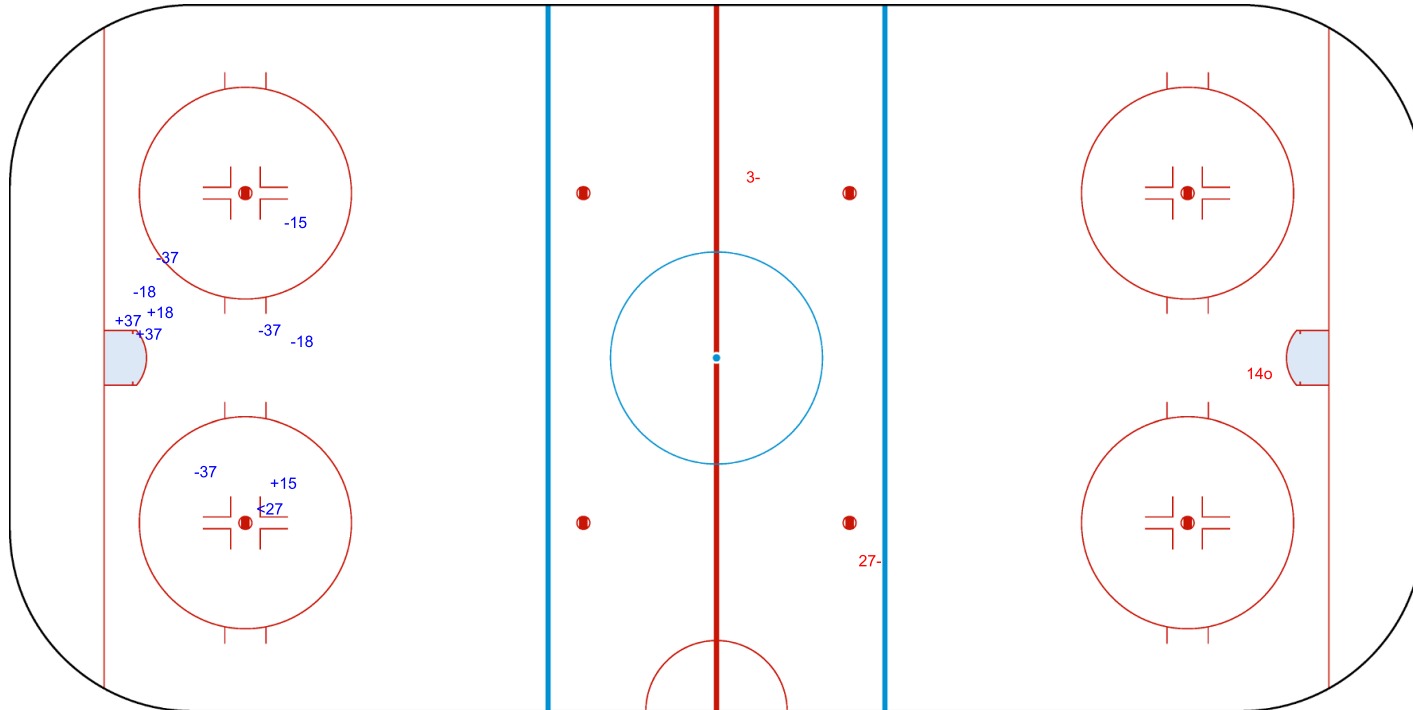


GK 32 of KOR



GK 39 of KOR


KOR → 3rd Period ← USA



Shots by KOR
Goals (o): 1
SSP (>): 0
SSG (+): 0
SPG (-): 2



GK 29 of USA



GK 32 of USA

Legend:	
GK	Goalkeeper
SPG	Shots past goal
SSG	Shots saved by goalkeeper
SSP	Shots saved by player



Face-off Chart
争球表
KOR - USA

1st PERIOD

	KOR		USA		KOR		USA		KOR		USA	
	Def. zone	Att. zone	Neutral zone	Neutral zone	Att. zone	Def. zone	Att. zone	Def. zone	Total wins	Total wins	Total wins	Total wins
	- 55	+ 24	+ 28	- 9	- 55	+ 16						
	+ 55	- 37	- 55	+ 9								
	- 28	+ 9	- 28	+ 16								
	- 55	+ 23	+ 55	- 23								
	+ 28	- 23	- 55	+ 16								
	+ 28	- 23	- 28	+ 23								
	+ 55	- 16	- 28	+ 23								
	- 28	+ 16	+ 88	- 16								
	+ 28	- 16	- 88	+ 16								
	- 55	+ 23	+ 55	- 16								
	+ 28	- 23	- 55	+ 23								
Total wins / period	6 / 55%	5 / 45%	4 / 36%	7 / 64%	0 / 0%	1 / 100%			10 / 43%	13 / 57%		

2nd PERIOD

	KOR		USA		KOR		USA		KOR		USA	
	Def. zone	Att. zone	Neutral zone	Neutral zone	Att. zone	Def. zone	Att. zone	Def. zone	Total wins	Total wins	Total wins	Total wins
	- 55	+ 16	- 28	+ 37	+ 55	- 9						
	- 55	+ 23	- 28	+ 37	- 88	+ 16						
	- 55	+ 23	- 28	+ 24	- 55	+ 23						
	- 55	+ 16	- 28	+ 16								
	- 28	+ 23	- 55	+ 23								
	- 28	+ 23	+ 88	- 16								
	- 55	+ 16										
	- 28	+ 16										
	- 27	+ 23										
	- 3	+ 16										
	- 88	+ 16										
	- 88	+ 16										
Total wins / period	0 / 0%	12 / 100%	1 / 17%	5 / 83%	1 / 33%	2 / 67%			2 / 10%	19 / 90%		

3rd PERIOD

	KOR		USA		KOR		USA		KOR		USA	
	Def. zone	Att. zone	Neutral zone	Neutral zone	Att. zone	Def. zone	Att. zone	Def. zone	Total wins	Total wins	Total wins	Total wins
	+ 28	- 23	- 28	+ 37								
	- 28	+ 23	+ 55	- 16								
	+ 55	- 16	+ 28	- 23								
	+ 55	- 24										
	- 28	+ 16										
	- 28	+ 23										
	+ 55	- 18										
	+ 55	- 19										
	- 28	+ 19										
	- 3	+ 23										
	+ 55	- 16										
	- 28	+ 23										
	+ 88	- 23										
Total wins / period									9 / 56%	7 / 44%		



7 / 54%	6 / 46%	2 / 67%	1 / 33%
---------	---------	---------	---------

TOTAL

Total wins / game	KOR	USA	KOR	USA	KOR	USA	Total wins all zones	
	Def. zone	Att. zone	Neutral zone		Att. zone	Def. zone	KOR	USA
	13 / 36%	23 / 64%	7 / 35%	13 / 65%	1 / 25%	3 / 75%	21 / 35%	39 / 65%

HEAD TO HEAD

	No.	USA						Tot.	wins KOR	Dz	Nz	Az	
		9	16	18	19	23	24						37
KOR	3		0 - 1			0 - 1		2	0 0%	0 0%			
	27					0 - 1		1	0 0%	0 0%			
	28	1 - 1	1 - 5		0 - 1	5 - 7	0 - 1	0 - 3	25	7 28%	5 33%	2 20%	
	55	1 - 1	5 - 5	1 - 0	1 - 0	1 - 7	1 - 1	1 - 0	25	11 44%	7 47%	3 43%	1 33%
	88		2 - 4			1 - 0			7	3 43%	1 33%	2 67%	0 0%
Tot.		4	23	1	2	23	3	4	60	21 35%	13 36%	7 35%	1 25%
wins USA		2 50%	15 65%	0 0%	1 50%	16 70%	2 67%	3 75%	39 65%				
Dz		0 0%	2 100%			1 100%			3 75%				
Nz		1 50%	4 50%			4 67%	1 100%	3 100%	13 65%				
Az		1 100%	9 69%	0 0%	1 50%	11 69%	1 50%	0 0%	23 64%				

Legend:
Az Attacking zone **Dz** Defending zone **No.** Jersey number **Nz** Neutral zone **Tot.** Total face-offs played



Line-Ups

阵容

ITA - SVK

Referee

LUTHCKE Owe (NOR)

Goalkeepers

Team: ITA

No.	Name	Gen
15	ARAUDO Gabriele	M
82	KASSLATTER Julian	M

Team Line-ups

Team: ITA (Blue)

No.	Pos.	Name	Gen
2	D	ENDERLE Alex	M
3	D	ROSA Gianluigi	M
6	D	CAVALIERE Gian Luca +C	M
11	F	LARCH Nils	M
62	F	DEPAOLI Christoph +A	M
14	D	BALOSSETTI Bruno	M
18	D	MACRI Andrea +A	M
8	F	RADICE Roberto	M
10	F	KAFMANN Stephan	M
27	F	ANDREONI Alessandro	M
84	D	KERSCHBAUMER Stefan	M
4	F	REMOTTI MARNINI Matteo	M
25	F	TORELLA Francesco	M

Head Coach: da RIN de LORENZO Massimo

NOT DRESSED:

1	D	STILLITANO Santino	M
34	F	LANZA Gabriele	M

Linespersons

RUNDSTROM Tony (SWE) , VANEK Jan (CZE)

Team: SVK

No.	Name	Gen
18	LEPACEK Eduard	M
21	PASTUCHA Miroslav	M

Team: SVK (White)

No.	Pos.	Name	Gen
33	D	HLINKA Michal	M
11	F	LIGDA Marian +C	M
30	F	FOJTIK Erik +A	M
44	F	TURIC Robert	M
45	F	VECEREK Milos	M
10	D	STIT Peter	M
27	D	KASCAK Peter	M
7	F	STASAK Miroslav	M
25	F	JOPPA Martin +A	M
98	F	KORMAN David	M
66	D	FERENCIK Slavomir	M
85	D	KARDOS Miroslav	M

Head Coach: BIELECKA Radoslav

Legend:

+A	Assistant Captain	+C	Captain	D	Defender	F	Forward
Gen	Gender	M	Male	No.	Jersey number	Pos.	Position



Graphical Line-ups

阵容图

ITA - SVK

Referee
LUTHCKE Owe (NOR)

Linespersons
RUNDSTROM Tony (SWE) , VANEK Jan (CZE)

Team: ITA - Italy (Blue)

Head Coach: da RIN de LORENZO Massimo



Team: SVK - Slovakia (White)

Head Coach: BIELECKA Radoslav



Legend:

+A Assistant Captain

+C Captain

Sn Starting position



Game Summary

比赛总结

ITA - SVK 2 - 1 (0 - 0, 0 - 1, 1 - 0, 0 - 0, 1 - 0)

Spectators	Referee	Linespersons
	LUTHCKE Owe (NOR)	RUNDSTROM Tony (SWE), VANEK Jan (CZE)

Team Statistics

Period	Score	SVS	SOG	PIM	TPP	PPG	SHG
1	0 : 0	3 : 4	4 : 3	0 : 2	00:20 : 00:00	0 : 0	0 : 0
2	0 : 1	3 : 7	7 : 4	2 : 2	03:40 : 02:00	0 : 0	0 : 0
3	1 : 0	2 : 8	9 : 2	0 : 0	00:00 : 00:00	0 : 0	0 : 0
OT	0 : 0	3 : 3	3 : 3	0 : 0	00:00 : 00:00	0 : 0	0 : 0
PSS	1 : 0	0 : 0	1 : 0	0 : 0	00:00 : 00:00	0 : 0	0 : 0
Total	2 : 1	11 : 22	24 : 12	2 : 4	04:00 : 02:00	0 : 0	0 : 0

1st Period

Action	Time	ET/Res	Team	Type	No.	Name	(G) Name of Assistant(s) / Action Description
GK	00:00		ITA		15	ARAUDO G	- Goalkeeper in
GK	00:00		SVK		18	LEPACEK E	- Goalkeeper in
Penalty	14:40	16:40	SVK	2 min.	10	STIT P	- Teeing

2nd Period

Action	Time	ET/Res	Team	Type	No.	Name	(G) Name of Assistant(s) / Action Description
Penalty	19:54	21:54	SVK	2 min.	66	FERENCIK S	- Interference
Penalty	25:02	27:02	ITA	2 min.	18	MACRI A	- Interference
Goal	29:50	0 : 1	SVK	EQ	98	KORMAN D	(1) 7 STASAK M On Ice ITA 15 4 6 10 18 27 SVK 18 7 10 25 27 98

3rd Period

Action	Time	ET/Res	Team	Type	No.	Name	(G) Name of Assistant(s) / Action Description
GK	31:20		ITA		82	KASSLATTER J	- Goalkeeper in
Goal	39:03	1 : 1	ITA	EQ	3	ROSA G	(1) 11 LARCH N On Ice ITA 82 3 6 11 18 62 SVK 18 7 30 45 66 98

Overtime

No game actions in this period

Action	Time	ET/Res	Team	Type	No.	Name	(G) Name of Assistant(s) / Action Description
GK	50:00		ITA				82 KASSLATTER J - Goalkeeper out
GK	50:00		SVK				18 LEPACEK E - Goalkeeper out

Penalty-Shot Shootout

Action	Time	Result	Team	No.	Name	(G) Action Description	Goalkeeper
		0 : 0	SVK	7	STASAK M	- Saved by the goalkeeper	82 KASSLATTER J (ITA)
		1 : 0	ITA	11	LARCH N	- Scored	18 LEPACEK E (SVK)
		1 : 1	SVK	25	JOPPA M	- Scored	82 KASSLATTER J (ITA)
		1 : 1	ITA	62	DEPAOLI C	- Saved by the goalkeeper	18 LEPACEK E (SVK)
		1 : 2	SVK	11	LIGDA M	- Scored	82 KASSLATTER J (ITA)
		2 : 2	ITA	3	ROSA G	- Scored	18 LEPACEK E (SVK)
		3 : 2	ITA	11	LARCH N	- Scored	18 LEPACEK E (SVK)
		3 : 2	SVK	25	JOPPA M	- Saved by the goalkeeper	82 KASSLATTER J (ITA)
GWG	50:00	3 : 2	ITA	11	LARCH N		



Goalkeeper Records

Team : ITA - Italy

No.	Name	SOG	SVS	MIP
15	ARAUDO Gabriele	7	6	31:20
82	KASSLATTER Julian	5	5	18:40

Team : SVK - Slovakia

No.	Name	SOG	SVS	MIP
18	LEPACEK Eduard	23	22	50:00
21	PASTUCHA Miroslav			

Game Statistics

Team : ITA (Blue)

Head Coach : da RIN de LORENZO Massimo

No.	Pos.	Name	Gen	G	A	P	PIM	FO+	FO-	FO+/-	FO%	Shots on Goal					+/-	Time on Ice						
												1	2	3	OT	TS		1	2	3	OT	TOT	SHF	AVG
2	D	ENDERLE Alex	M	0	0	0	0	0	0	0	0.00	1	0	1	1	3	0	9:55	6:38	5:30	0:30	22:33	15	1:30
3	D	ROSA Gianluigi	M	1	0	1	0	6	2	4	75.00	0	3	6	0	9	+1	8:45	10:12	9:38	3:51	32:26	18	1:48
6	D	CAVALIERE Gian Luca +C	M	0	0	0	0	0	0	0	0.00	0	0	0	0	0	0	4:51	6:07	8:11	1:38	20:47	19	1:05
11	F	LARCH Nils	M	0	1	1	0	9	6	3	60.00	1	1	1	0	3	+1	8:38	10:48	9:57	3:39	33:02	18	1:50
62	F	DEPAOLI Christoph +A	M	0	0	0	0	1	2	-1	33.33	1	0	0	2	3	+1	9:22	11:03	9:38	4:29	34:32	20	1:43
8	F	RADICE Roberto	M	0	0	0	0	0	0	0	0.00	0	0	0	0	0	0	2:35	0:00	0:00	0:00	2:35	2	1:17
10	F	KAFMANN Stephan	M	0	0	0	0	0	0	0	0.00	0	0	0	0	0	-1	7:02	7:19	7:07	1:20	22:48	18	1:16
14	D	BALOSSETTI Bruno	M	0	0	0	0	0	0	0	0.00	0	0	0	0	0	0	2:21	1:11	0:00	0:00	3:32	3	1:10
18	D	MACRI Andrea +A	M	0	0	0	2	0	0	0	0.00	0	2	1	0	3	0	9:58	10:54	10:19	4:29	35:40	23	1:33
27	F	ANDREONI Alessandro	M	0	0	0	0	9	5	4	64.29	0	0	0	0	0	-1	5:37	4:16	5:21	0:00	15:14	17	0:53
4	F	REMOTTI MARNINI Matteo	M	0	0	0	0	0	0	0	0.00	1	1	0	0	2	-1	0:46	2:59	5:02	0:00	8:47	10	0:52
25	F	TORELLA Francesco	M	0	0	0	0	0	0	0	0.00	0	0	0	0	0	0	2:12	0:00	0:00	0:00	2:12	1	2:12
84	D	KERSCHBAUMER Stefan	M	0	0	0	0	0	0	0	0.00	0	0	0	0	0	0	2:46	1:22	4:11	0:00	8:19	4	2:04
15	GK	ARAUDO Gabriele	M	0	0	0	0					0	0	0	0	0								
82	GK	KASSLATTER Julian	M	0	0	0	0					0	0	0	0	0								
Total				1	1	2	2	25	15	10	62.50	4	7	9	3	23								

Team : SVK (White)

Head Coach : BIELECKA Radoslav

No.	Pos.	Name	Gen	G	A	P	PIM	FO+	FO-	FO+/-	FO%	Shots on Goal					+/-	Time on Ice						
												1	2	3	OT	TS		1	2	3	OT	TOT	SHF	AVG
11	F	LIGDA Marian +C	M	0	0	0	0	11	15	-4	42.31	0	1	0	0	1	0	7:35	8:50	7:53	3:16	27:34	19	1:27
30	F	FOJTIK Erik +A	M	0	0	0	0	0	0	0	0.00	0	0	0	1	1	-1	6:27	10:20	9:53	3:34	30:14	20	1:30
33	D	HLINKA Michal	M	0	0	0	0	0	0	0	0.00	0	0	0	0	0	0	6:03	4:19	1:48	0:00	12:10	10	1:13
44	F	TURIC Robert	M	0	0	0	0	0	0	0	0.00	0	0	0	0	0	0	5:21	0:00	0:00	0:00	5:21	5	1:04
45	F	VECEREK Milos	M	0	0	0	0	0	0	0	0.00	1	0	1	0	2	-1	6:06	6:29	9:10	2:31	24:16	19	1:16
7	F	STASAK Miroslav	M	0	1	1	0	4	7	-3	36.36	2	1	0	0	3	0	7:20	8:35	6:53	1:26	24:14	19	1:16
10	D	STIT Peter	M	0	0	0	2	0	0	0	0.00	0	0	0	0	0	+1	7:55	3:09	0:00	0:00	11:04	6	1:50
25	F	JOPPA Martin +A	M	0	0	0	0	2	-2	0.00	0.00	0	0	0	0	0	+1	9:40	8:09	10:22	2:42	30:53	22	1:24
27	D	KASCAK Peter	M	0	0	0	0	0	0	0	0.00	0	0	0	1	1	+1	9:11	4:42	8:29	1:25	23:47	15	1:35
98	F	KORMAN David	M	1	0	1	0	0	1	-1	0.00	0	2	0	1	3	0	8:38	6:35	10:34	1:27	27:14	20	1:21
66	D	FERENCIK Slavomir	M	0	0	0	2	0	0	0	0.00	0	0	1	0	1	-1	0:00	9:54	9:45	3:33	23:12	12	1:56
85	D	KARDOS Miroslav	M	0	0	0	0	0	0	0	0.00	0	0	0	0	0	0	0:00	0:00	0:00	0:00	0:00	0	0:00
18	GK	LEPACEK Eduard	M	0	0	0	0					0	0	0	0	0								
21	GK	PASTUCHA Miroslav	M	0	0	0	0					0	0	0	0	0								
Total				1	1	2	4	15	25	-10	37.50	3	4	2	3	12								

Group B

R	Team	GP	W	OTW	OTL	L	GDF	GF : GA	PTS
1	CHN	1	1	0	0	0	+7	7 : 0	3
2	CZE	1	1	0	0	0	+5	5 : 0	3
3	ITA	2	0	1	0	1	-4	2 : 6	2
4	SVK	2	0	0	1	1	-8	1 : 9	1

	CHN	CZE	ITA	SVK
CHN	*****	SUN 06 MAR 20:05	TUE 08 MAR 16:35	7:0
CZE	SUN 06 MAR 20:05	*****	5:0	TUE 08 MAR 20:05
ITA	TUE 08 MAR 16:35	0:5	*****	2:1
SVK	0:7	TUE 08 MAR 20:05	1:2	*****



Legend:

(G)	Goals in tournament	+/-	Plus/minus net	+A	Assistant Captain	+C	Captain
A	Assists	AVG	Average time on ice / shift	D	Defender	EQ	Equal strength
ET/Res	Penalty end time/Result of game	F	Forward	FO%	Face-offs won as percentage	FO+	Face-offs won
FO-	Face-offs lost	FO+/-	Face-offs net	G	Goals	GA	Goals against
GDF	Goal difference	Gen	Gender	GF	Goals for	GK	Goalkeeper
GP	Games played	GWG	Game winning goal	L	Losses	M	Male
MIP	Minutes in play (GK)	No.	Jersey number	OT	Overtime	OTL	Overtime losses
OTW	Overtime wins	P	Points	PIM	Penalties in minutes	Pos.	Position
PPG	Power play goals	PSS	Penalty-Shot Shootout	PTS	Points	R	Rank
SHF	Number of shifts	SHG	Shorthanded goals	SOG	Shots on goal	SVS	Saves
TOT	Total	TPP	Time on power play	TS	Total shots	W	Wins



Shot Chart
射门表

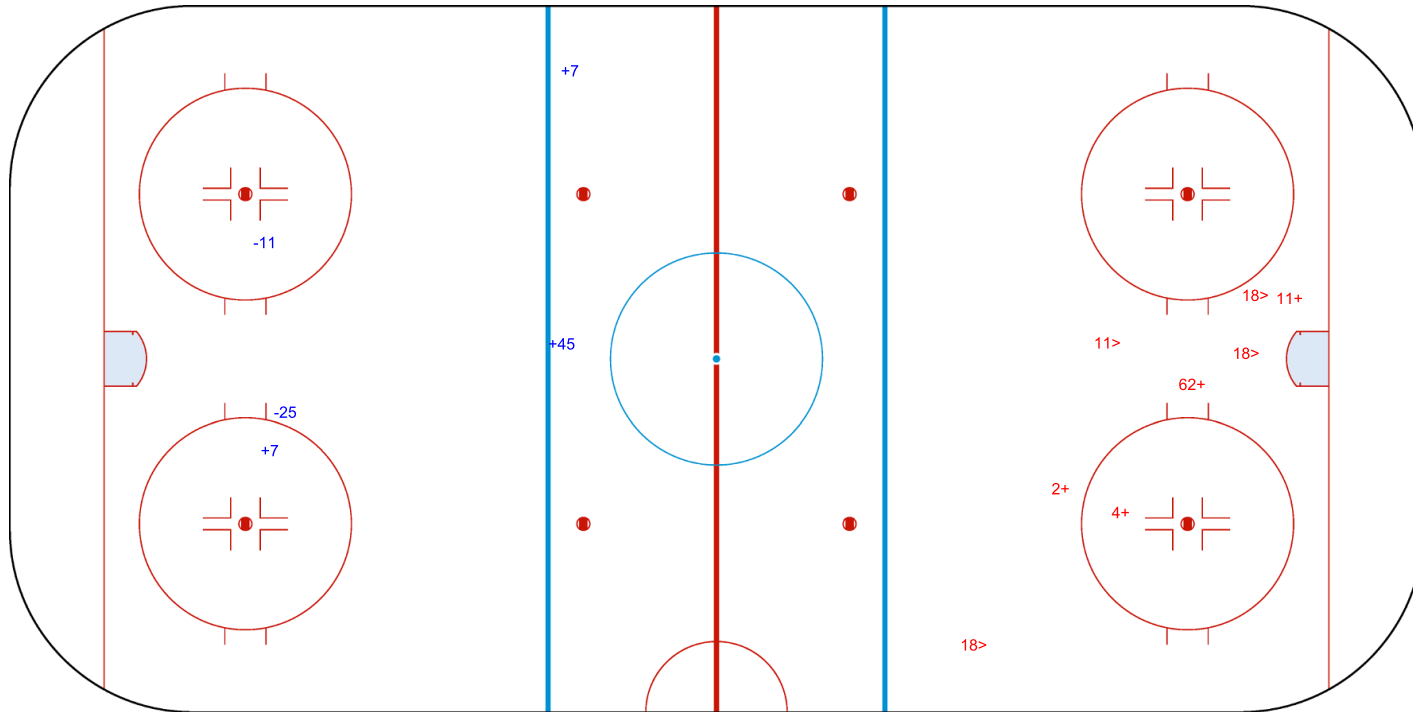
ITA - SVK




Shots by SVK
Goals (o): 0
SSP (<): 0
SSG (+): 3
SPG (-): 2



GK 15 of ITA



Shots by ITA
Goals (o): 0
SSP (>): 4
SSG (+): 4
SPG (-): 0



GK 18 of SVK

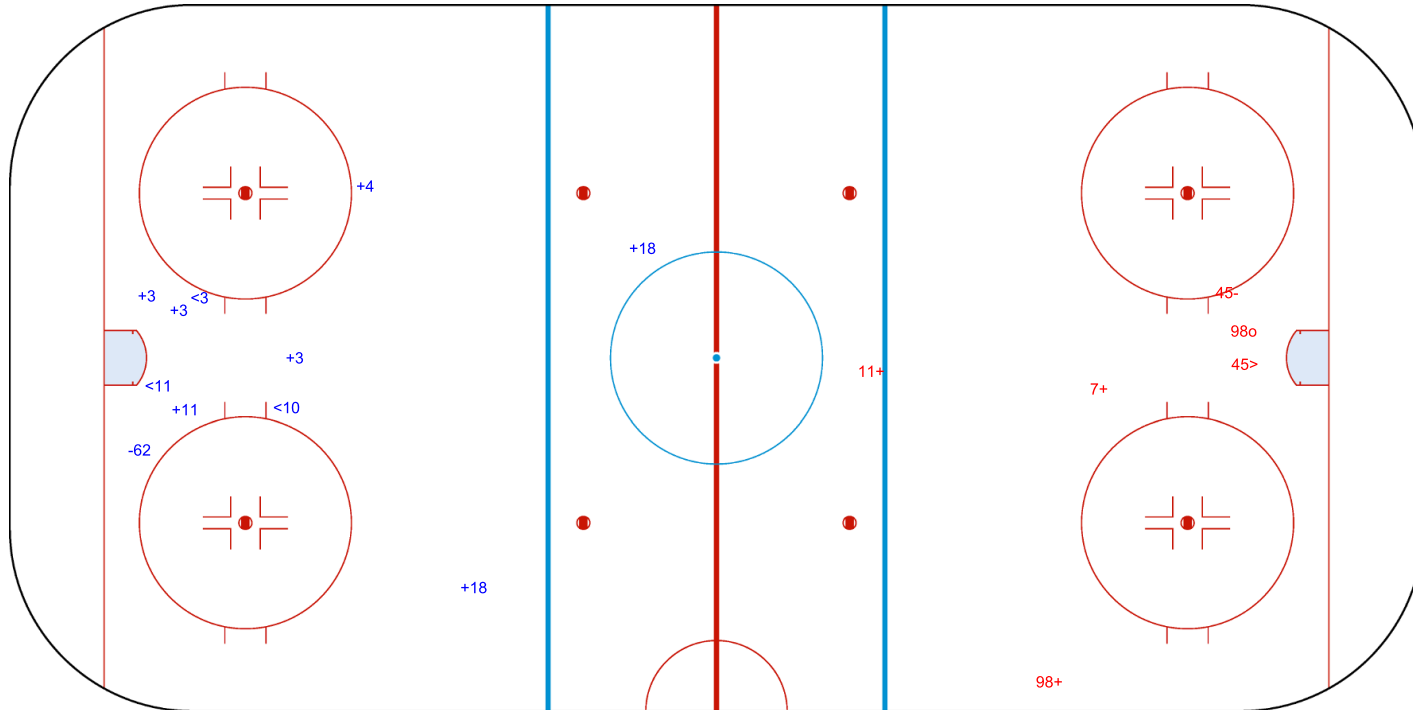


Shots by ITA
Goals (o): 0
SSP (<): 3
SSG (+): 7
SPG (-): 1



GK 18 of SVK

SVK → 2nd Period ← ITA



Shots by SVK
Goals (o): 1
SSP (>): 1
SSG (+): 3
SPG (-): 1




GK 15 of ITA



Shots by SVK
Goals (o): 0
SSP (<): 2
SSG (+): 2
SPG (-): 1

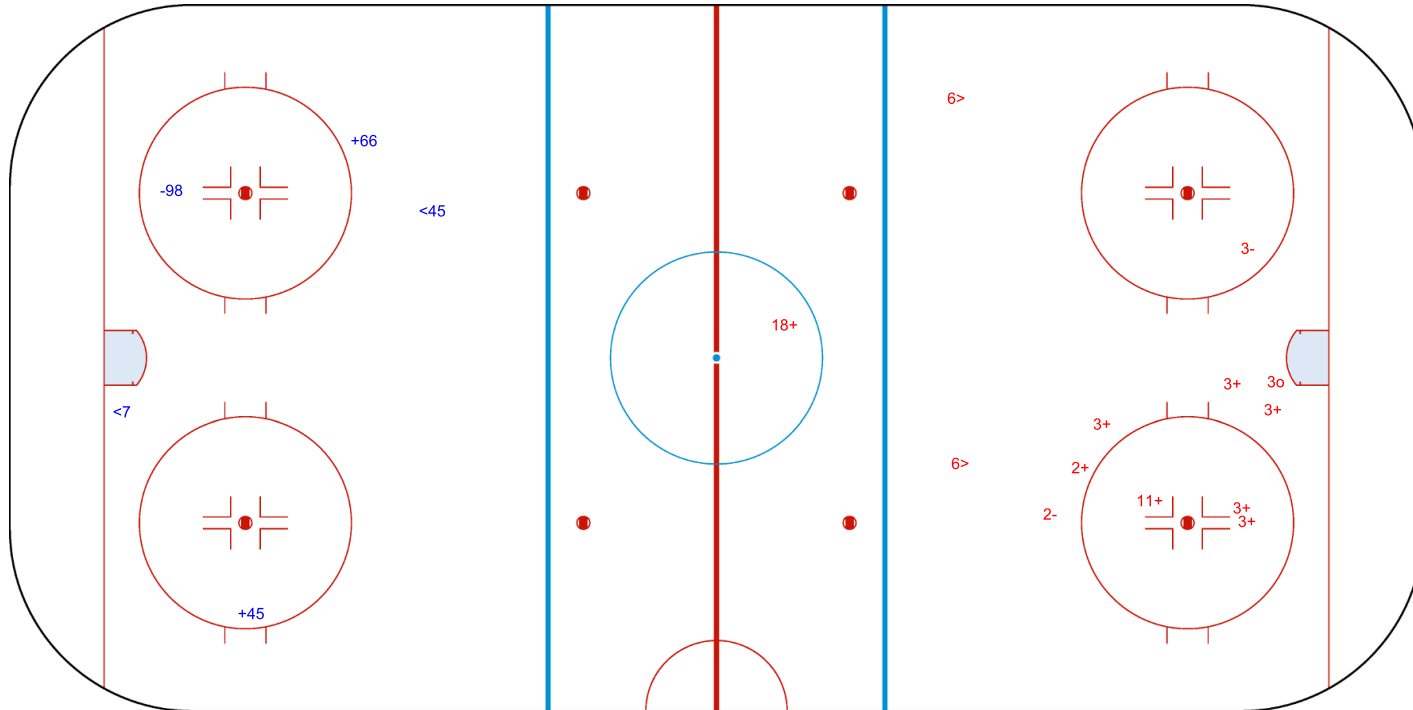


GK 15 of ITA




GK 82 of ITA

ITA → 3rd Period ← SVK



Shots by ITA
Goals (o): 1
SSP (>): 2
SSG (+): 8
SPG (-): 2



GK 18 of SVK



Shots by SVK
Goals (o): 0
SSP (<): 2
SSG (+): 3
SPG (-): 1



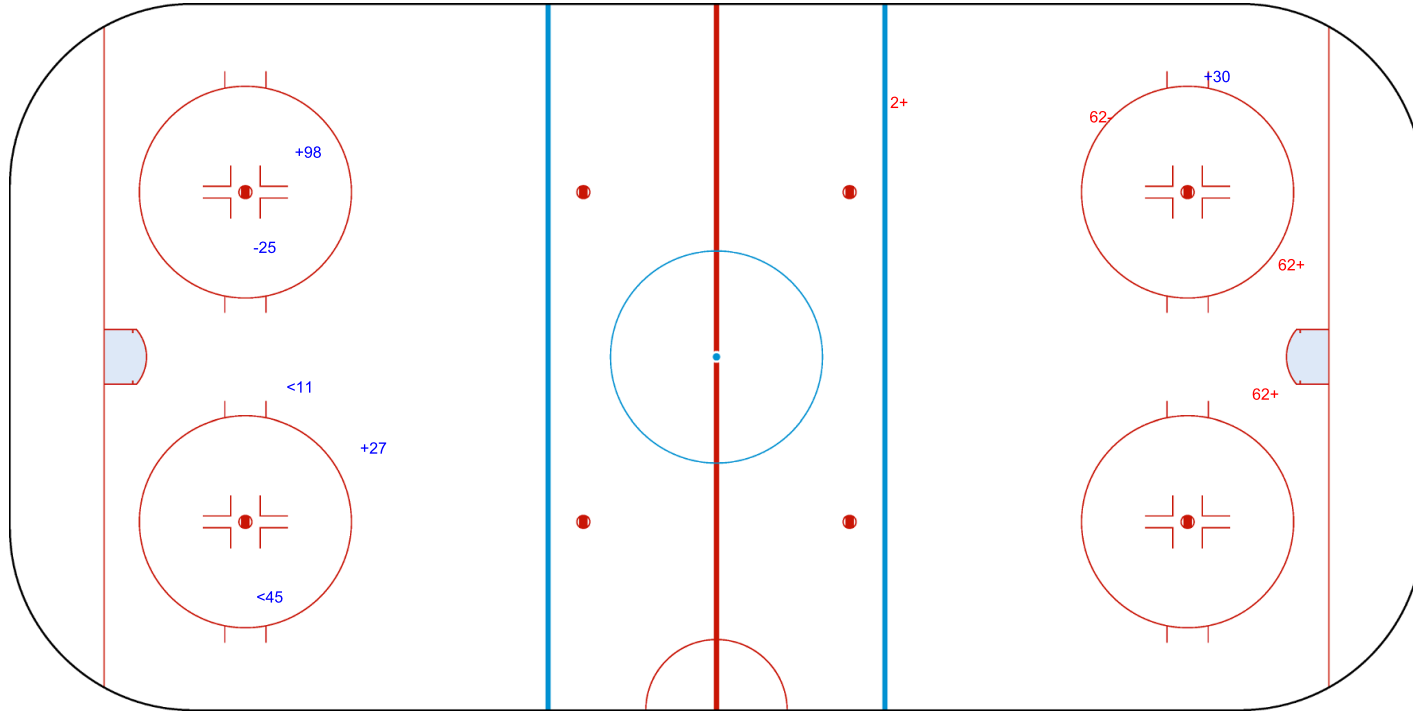
GK 82 of ITA

ITA → Overtime ← SVK

Shots by ITA
Goals (o): 0
SSP (>): 0
SSG (+): 3
SPG (-): 1



GK 18 of SVK



Legend:
GK Goalkeeper **SPG** Shots past goal **SSG** Shots saved by goalkeeper **SSP** Shots saved by player



Face-off Chart

争球表

ITA - SVK

1st PERIOD

	ITA		SVK		ITA		SVK		ITA		SVK		Total wins all zones
	Def. zone	Att. zone	Def. zone	Att. zone	Att. zone	Def. zone	Att. zone	Def. zone	Att. zone	Def. zone			
	- 11	+ 11	+ 3	- 11	+ 27	- 11	+ 27	- 11	+ 27	- 11	+ 27	- 11	5 / 63%
	+ 3	- 7	- 27	+ 7	- 3	+ 11	+ 27	- 7	+ 27	- 7	+ 3	- 25	
Total wins / period	1 / 50%	1 / 50%	1 / 50%	1 / 50%	3 / 75%	1 / 25%	3 / 75%	1 / 25%	3 / 75%	1 / 25%	3 / 37%	3 / 37%	

2nd PERIOD

	ITA		SVK		ITA		SVK		ITA		SVK		Total wins all zones
	Def. zone	Att. zone	Def. zone	Att. zone	Att. zone	Def. zone	Att. zone	Def. zone	Att. zone	Def. zone			
	+ 27	- 11	+ 11	- 11	+ 27	- 7	+ 27	- 7	+ 11	- 25	+ 11	- 11	8 / 67%
	+ 27	- 11	- 27	+ 7	+ 11	- 11	+ 11	- 11	- 11	+ 11	- 11	+ 11	
Total wins / period	2 / 100%	0 / 0%	2 / 67%	1 / 33%	4 / 57%	3 / 43%	4 / 57%	3 / 43%	4 / 57%	3 / 43%	4 / 33%	4 / 33%	

3rd PERIOD

	ITA		SVK		ITA		SVK		ITA		SVK		Total wins all zones
	Def. zone	Att. zone	Def. zone	Att. zone	Att. zone	Def. zone	Att. zone	Def. zone	Att. zone	Def. zone			
	+ 27	- 11	+ 3	- 11	- 3	+ 11	- 3	+ 11	+ 11	- 11	+ 11	- 11	9 / 60%
	- 11	+ 11	- 27	+ 7	- 11	+ 11	- 11	+ 11	+ 27	- 7	+ 11	- 7	
Total wins / period	3 / 60%	2 / 40%	2 / 50%	2 / 50%	4 / 67%	2 / 33%	4 / 67%	2 / 33%	4 / 67%	2 / 33%	6 / 40%	6 / 40%	

OVERTIME

	ITA		SVK		ITA		SVK		ITA		SVK		Total wins all zones
	Def. zone	Att. zone	Def. zone	Att. zone	Att. zone	Def. zone	Att. zone	Def. zone	Att. zone	Def. zone			
	+ 3	- 98	+ 11	- 11	- 62	+ 11	- 62	+ 11	- 62	+ 11	- 62	+ 11	3 / 60%
					+ 62	- 11							
Total wins / period	1 / 100%	0 / 0%	1 / 100%	0 / 0%	1 / 33%	2 / 67%	1 / 33%	2 / 67%	1 / 33%	2 / 67%	2 / 40%	2 / 40%	

TOTAL



Total wins / game	ITA	SVK	ITA	SVK	ITA	SVK	Total wins all zones	
	Def. zone	Att. zone	Neutral zone		Att. zone	Def. zone	ITA	SVK
	7 / 70%	3 / 30%	6 / 60%	4 / 40%	12 / 60%	8 / 40%	25 / 63%	15 / 37%

HEAD TO HEAD

		SVK				Tot.	wins ITA	Dz	Nz	Az
No.	7	11	25	98						
ITA	3	1 - 0	3 - 2	1 - 0	1 - 0	8	6 75%	2 100%	3 100%	1 33%
	11	3 - 0	5 - 6	1 - 0		15	9 60%	2 40%	2 100%	5 63%
	27	3 - 4	6 - 1			14	9 64%	3 100%	1 20%	5 83%
	62		1 - 2			3	1 33%			1 33%
Tot.	11	26	2	1	40	25 63%	7 70%	6 60%	12 60%	
wins SVK	4 36%	11 42%	0 0%	0 0%	15 37%					
Dz	1 17%	7 58%	0 0%		8 40%					
Nz	3 100%	1 14%			4 40%					
Az	0 0%	3 43%		0 0%	3 30%					

Legend:

Az Attacking zone **Dz** Defending zone **No.** Jersey number **Nz** Neutral zone **Tot.** Total face-offs played



Line-Ups

阵容

CHN - CZE

Referee

ESPOSITO Bobby (USA)

Goalkeepers

Team: CHN

No.	Name	Gen
1	WANG Wei	M
20	JI Yanzhao	M

Team Line-ups

Team: CHN (Black)

No. Pos.	Name	Gen
7 D	XU Jinqiang +A	M
24 D	ZHU Zhanfu	M
8 F	WANG Zhidong	M
17 F	SHEN Yifeng	M
23 F	CUI Yutao +C	M
3 D	LYU Zhi	M
22 D	HU Guangjian	M
15 F	SONG Xiaodong	M
18 F	WANG Jujiang	M
19 F	ZHANG Zheng	M
28 F	TIAN Jintao	M
30 F	QIU Dianpeng	M
32 F	LI Hongguan	M
11 F	YU Jing	F

Head Coach: SHARSHUKOV Nikolay

NOT DRESSED:

5 D	BAI Xuesong	M
12 D	CHE Hang	M

Linespersons

FAZEKAS Tibor (SRB) , LUNDEN Andreas (SWE)

Team: CZE

No.	Name	Gen
1	KUDELA Martin	M
6	VAPENKA Michal	M

Team: CZE (White)

No. Pos.	Name	Gen
11 D	WAGNER Karel	M
29 D	KUBES Pavel +C	M
18 F	NOVOTNY Miroslav	M
74 F	GEIER Michal	M
82 F	HABL Zdenek	M
67 D	DOLEZAL Pavel	M
19 F	OHAR Alex	M
33 F	HECKO Vaclav +A	M
55 F	VESELY Filip	M
75 F	RAUL Jiri	M
77 F	PALAT David	M
92 F	SEDLACEK Patrik	M
96 F	KRUPICKA Zdenek +A	M

Head Coach: NOVOTNY Jakub

NOT DRESSED:

15 D	ZELINKA Radek	M
23 D	FROLIK Jan	M

Legend:

+A	Assistant Captain	+C	Captain	D	Defender	F	Female / Forward
Gen	Gender	M	Male	No.	Jersey number	Pos.	Position



Graphical Line-ups

阵容图

CHN - CZE

Referee
ESPOSITO Bobby (USA)

Linespersons
FAZEKAS Tibor (SRB) , LUNDEN Andreas (SWE)

Team: CHN - China (Black)

Head Coach: SHARSHUKOV Nikolay



Team: CZE - Czech Republic (White)

Head Coach: NOVOTNY Jakub



Legend:

+A Assistant Captain

+C Captain

Sn Starting position



Game Summary

比赛总结

CHN - CZE 5 - 2 (0 - 0, 5 - 1, 0 - 1)

Spectators	Referee	Linespersons
1207	ESPOSITO Bobby (USA)	FAZEKAS Tibor (SRB) , LUNDEN Andreas (SWE)

Team Statistics

Period	Score	SVS	SOG	PIM	TPP	PPG	SHG
1	0 : 0	2 : 5	5 : 2	4 : 4	02:00 : 02:00	0 : 0	0 : 0
2	5 : 1	3 : 5	10 : 4	4 : 4	02:53 : 02:59	1 : 0	2 : 0
3	0 : 1	1 : 6	6 : 2	6 : 8	03:00 : 03:33	0 : 0	0 : 0
Total	5 : 2	6 : 16	21 : 8	14 : 16	07:53 : 08:32	1 : 0	2 : 0

1st Period

Action	Time	ET/Res	Team	Type	No.	Name	(G) Name of Assistant(s) / Action Description
GK	00:00		CHN		20	JI Y	- Goalkeeper in
GK	00:00		CZE		1	KUDELA M	- Goalkeeper in
Penalty	04:39	06:39	CZE	2 min.	-	Team penalty	- Too Many Players / Served by: 92 SEDLACEK P
Penalty	07:16	09:16	CHN	2 min.	22	HU G	- Slashing
Penalty	11:08	13:08	CZE	2 min.	18	NOVOTNY M	- Roughing
Penalty	11:08	13:08	CHN	2 min.	28	TIAN J	- Teeing

2nd Period

Action	Time	ET/Res	Team	Type	No.	Name	(G) Name of Assistant(s) / Action Description
Goal	15:11	1 : 0	CHN	EQ	17	SHEN Y	(5) 8 WANG Z On Ice CHN 20 7 8 17 23 24 CZE 1 11 18 29 74 82
Penalty	16:03	17:38	CZE	2 min.	-	Team penalty	- Too Many Players / Served by: 18 NOVOTNY M
Goal	17:38	2 : 0	CHN	PP1	24	ZHU Z	(1) 7 XU J 17 SHEN Y On Ice CHN 20 7 17 24 28 32 CZE 1 11 29 77 96 *
Goal	17:53	3 : 0	CHN	EQ	18	WANG J	(1) On Ice CHN 20 7 15 18 19 24 CZE 1 18 67 74 75 82
Time-out	17:53		CZE				
Penalty	19:20	21:20	CHN	2 min.	17	SHEN Y	- Charging
Goal	21:06	4 : 0	CHN	SH1	28	TIAN J	(2) 32 LI H On Ice CHN 20 7 24 28 32 CZE 1 11 18 29 74 82
Goal	21:53	4 : 1	CZE	EQ	19	OHAR A	(1) 67 DOLEZAL P 55 VESELY F On Ice CHN 20 3 15 17 19 22 CZE 1 19 33 55 67 75
GK	22:22		CZE		6	VAPENKA M	- Goalkeeper in
Penalty	27:01	29:01	CZE	2 min.	96	KRUPICKA Z	- Interference
Penalty	28:19	30:19	CHN	2 min.	17	SHEN Y	- Roughing
Goal	29:52	5 : 1	CHN	SH1	32	LI H	(2) 3 LYU Z On Ice CHN 20 3 22 30 32 CZE 6 19 67 75 82 96

3rd Period

Action	Time	ET/Res	Team	Type	No.	Name	(G) Name of Assistant(s) / Action Description
Penalty	30:32	32:32	CHN	2 min.	8	WANG Z	- Interference on a Goalkeeper
Penalty	30:46		CZE	PS	75	RAUL J	- Tripping
PS miss	30:46		CHN	PS	17	SHEN Y	
Penalty	36:04	38:04	CZE	2 min.	33	HECKO V	- Elbowing
Penalty	37:18	39:18	CHN	2 min.	28	TIAN J	- Teeing
Goal	43:04	5 : 2	CZE	EQ	96	KRUPICKA Z	(1) 33 HECKO V 92 SEDLACEK P On Ice CHN 20 7 24 28 30 32 CZE 6 11 33 75 92 96
Penalty	43:14	45:00	CZE	2 min.	75	RAUL J	- Teeing
Penalty	44:04	45:00	CZE	2 min.	82	HABL Z	- Roughing
Penalty	44:04	45:00	CHN	2 min.	23	CUI Y	- Roughing
GK	45:00		CHN				20 JI Y - Goalkeeper out
GK	45:00		CZE				6 VAPENKA M - Goalkeeper out
Penalty	45:00	45:00	CZE	2 min.	55	VESELY F	- Charging



Goalkeeper Records

Team : CHN - China

No.	Name	SOG	SVS	MIP
20	JI Yanzhao	8	6	45:00
1	WANG Wei			

Team : CZE - Czech Republic

No.	Name	SOG	SVS	MIP
6	VAPENKA Michal	9	8	22:38
1	KUDELA Martin	12	8	22:22

Game Statistics

Team : CHN (Black)

Head Coach : SHARSHUKOV Nikolay

No.	Pos.	Name	Gen	G	A	P	PIM	FO+	FO-	FO+/-	FO%	Shots on Goal				+/-	Time on Ice				TOT	SHF	AVG
												1	2	3	OTTS		1	2	3	OT			
7	D	XU Jinqiang +A	M	0	1	1	0	0	0	0	0.00	0	0	0	0	+2	10:03	7:06	7:01		24:10	19	1:16
8	F	WANG Zhidong	M	0	1	1	2	19	6	13	76.00	1	0	1	2	+1	6:37	6:45	6:59		20:21	15	1:21
17	F	SHEN Yifeng	M	1	1	2	4	0	3	-3	0.00	1	2	1	4	0	6:27	7:10	8:09		21:46	16	1:21
23	F	CUI Yutao +C	M	0	0	0	2	0	0	0	0.00	1	1	0	2	+1	4:04	6:31	5:12		15:47	13	1:12
24	D	ZHU Zhanfu	M	1	0	1	0	0	0	0	0.00	0	1	1	2	+2	9:40	9:31	9:33		28:44	22	1:18
3	D	LYU Zhi	M	0	1	1	0	0	0	0	0.00	2	0	1	3	0	5:41	7:17	5:53		18:51	17	1:06
15	F	SONG Xiaodong	M	0	0	0	0	0	0	0	0.00	0	0	0	0	0	4:07	2:59	3:52		10:58	10	1:05
18	F	WANG Juijiang	M	1	0	1	0	0	0	0	0.00	0	2	0	2	+1	4:27	2:28	2:43		9:38	8	1:12
19	F	ZHANG Zheng	M	0	0	0	0	2	7	-5	22.22	0	0	0	0	0	4:15	2:59	3:13		10:27	8	1:18
22	D	HU Guangjian	M	0	0	0	2	0	0	0	0.00	0	0	1	1	0	3:55	5:55	5:57		15:47	19	0:49
11	F	YU Jing	F	0	0	0	0	0	0	0	0.00	0	0	0	0	0	0:00	0:00	0:00		0:00	0	0:00
28	F	TIAN Jintao	M	1	0	1	4	5	4	1	55.56	0	2	1	3	0	3:54	3:27	3:59		11:20	12	0:56
30	F	QIU Dianpeng	M	0	0	0	0	0	1	-1	0.00	0	0	0	0	0	3:46	3:37	3:13		10:36	10	1:03
32	F	LI Hongguan	M	1	1	2	0	0	0	0	0.00	0	2	0	2	+1	3:49	5:29	4:41		13:59	13	1:04
1	GK	WANG Wei	M	0	0	0	0					0	0	0	0								
20	GK	JI Yanzhao	M	0	0	0	0					0	0	0	0								
Total				5	5	10	14	26	21	5	55.32	5	10	6	21								

Team : CZE (White)

Head Coach : NOVOTNY Jakub

No.	Pos.	Name	Gen	G	A	P	PIM	FO+	FO-	FO+/-	FO%	Shots on Goal				+/-	Time on Ice				TOT	SHF	AVG
												1	2	3	OTTS		1	2	3	OT			
11	D	WAGNER Karel	M	0	0	0	0	2	4	-2	33.33	0	0	0	0	-1	7:35	9:46	7:41		25:02	28	0:53
18	F	NOVOTNY Miroslav	M	0	0	0	2	0	0	0	0.00	0	0	0	0	-3	4:46	4:15	4:21		13:22	13	1:01
29	D	KUBES Pavel +C	M	0	0	0	0	0	0	0	0.00	0	0	0	0	-2	8:59	9:37	7:19		25:55	28	0:55
74	F	GEIER Michal	M	0	0	0	0	0	0	0	0.00	1	2	1	4	-3	6:27	7:20	4:58		18:45	18	1:02
82	F	HABL Zdenek	M	0	0	0	2	9	5	4	64.29	0	0	0	0	-4	5:02	8:11	6:15		19:28	20	0:58
19	F	OHAR Alex	M	1	0	1	0	7	10	-3	41.18	0	2	0	2	0	5:22	5:14	5:45		16:21	20	0:49
33	F	HECKO Vaclav +A	M	0	1	1	2	0	2	-2	0.00	0	0	0	0	+2	5:28	5:29	4:13		15:10	20	0:45
55	F	VESELY Filip	M	0	1	1	2	0	2	-2	0.00	0	0	0	0	+1	5:12	5:57	6:03		17:12	20	0:51
67	D	DOLEZAL Pavel	M	0	1	1	0	0	0	0	0.00	0	0	0	0	-1	7:09	5:11	7:48		20:08	26	0:46
75	F	RAUL Jiri	M	0	0	0	2	0	0	0	0.00	0	0	0	0	0	6:31	5:21	6:21		18:13	31	0:35
77	F	PALAT David	M	0	0	0	0	0	0	0	0.00	1	0	0	1	0	3:02	2:01	3:55		8:58	13	0:41
92	F	SEDLACEK Patrik	M	0	1	1	0	3	0	3	100.00	0	0	0	0	+1	2:47	0:00	2:48		5:35	7	0:47
96	F	KRUPICKA Zdenek +A	M	1	0	1	2	0	3	-3	0.00	0	0	1	1	0	2:28	2:52	3:32		8:52	14	0:38
1	GK	KUDELA Martin	M	0	0	0	0					0	0	0	0								
6	GK	VAPENKA Michal	M	0	0	0	0					0	0	0	0								
Total				2	4	6	12	21	26	-5	44.68	2	4	2	8								

Group B

R	Team	GP	W	OTW	OTL	L	GDF	GF : GA	PTS
1	CHN	2	2	0	0	0	+10	12 : 2	6
2	CZE	2	1	0	0	1	+2	7 : 5	3
3	ITA	2	0	1	0	1	-4	2 : 6	2
4	SVK	2	0	0	1	1	-8	1 : 9	1

	CHN	CZE	ITA	SVK
CHN	*****	5:2	TUE 08 MAR 16:35	7:0
CZE	2:5	*****	5:0	TUE 08 MAR 20:05
ITA	TUE 08 MAR 16:35	0:5	*****	2:1
SVK	0:7	TUE 08 MAR 20:05	1:2	*****



Legend:			
(G) Goals in tournament	*	Does not count for Plus/minus	+/- Plus/minus net
+C Captain	A	Assists	AVG Average time on ice / shift
EQ Equal strength	ET/Res	Penalty end time/Result of game	F Female / Forward
FO+ Face-offs won	FO-	Face-offs lost	FO+/- Face-offs net
GA Goals against	GDF	Goal difference	Gen Gender
GK Goalkeeper	GP	Games played	L Losses
MIP Minutes in play (GK)	No.	Jersey number	OT Overtime
OTW Overtime wins	P	Points	PIM Penalties in minutes
PP1 Power play - 1 player	PPG	Power play goals	PS Penalty shot
R Rank	SH1	Shorthanded - 1 player	SHF Number of shifts
SOG Shots on goal	SVS	Saves	TOT Total
TS Total shots	W	Wins	+A Assistant Captain
			D Defender
			FO% Face-offs won as percentage
			G Goals
			GF Goals for
			M Male
			OTL Overtime losses
			Pos. Position
			PTS Points
			SHG Shorthanded goals
			TPP Time on power play



Shot Chart
 射门表

CHN - CZE



1st Period

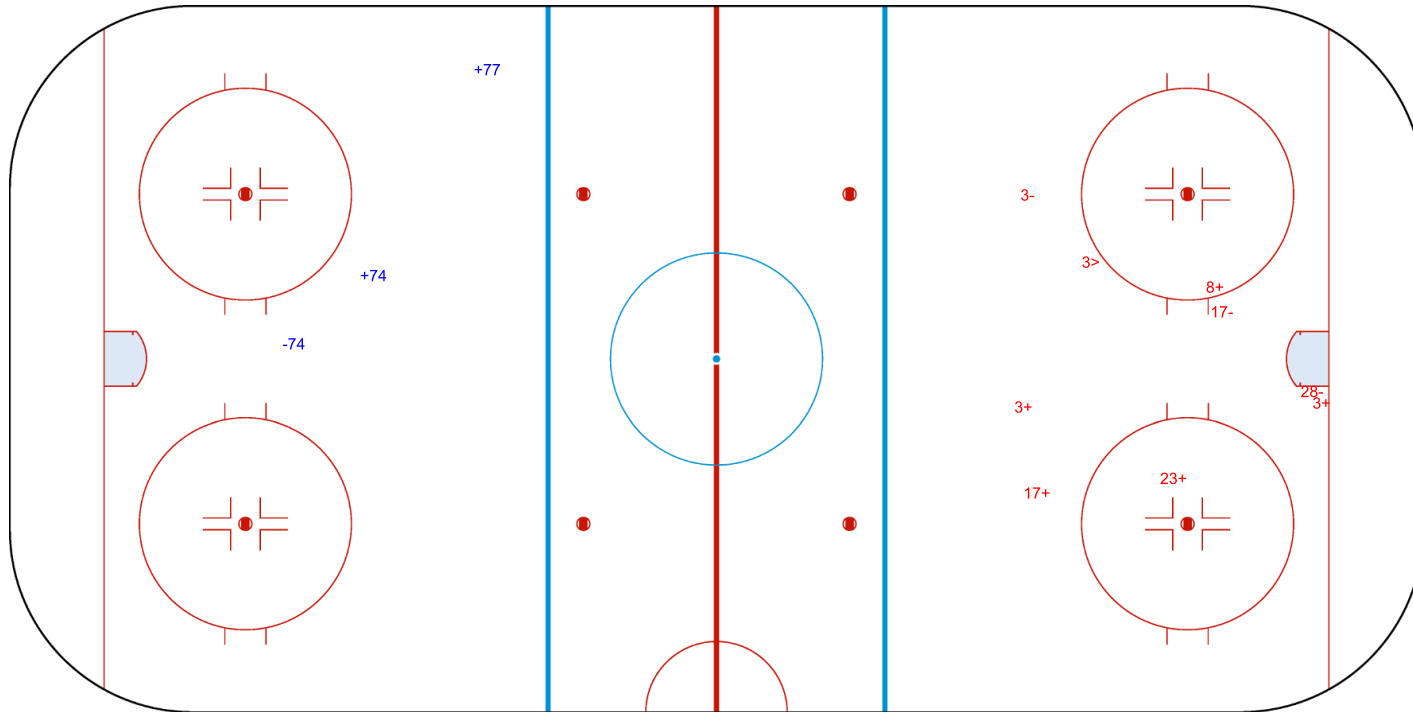


Shots by CZE

Goals (o): 0 SSG (+): 2
 SSP (<): 0 SPG (-): 1



GK 20 of CHN



Shots by CHN


Goals (o): 0 SSG (+): 5
 SSP (>): 1 SPG (-): 3




GK 1 of CZE



Shots by CHN
Goals (o): 5
SSP (<): 2

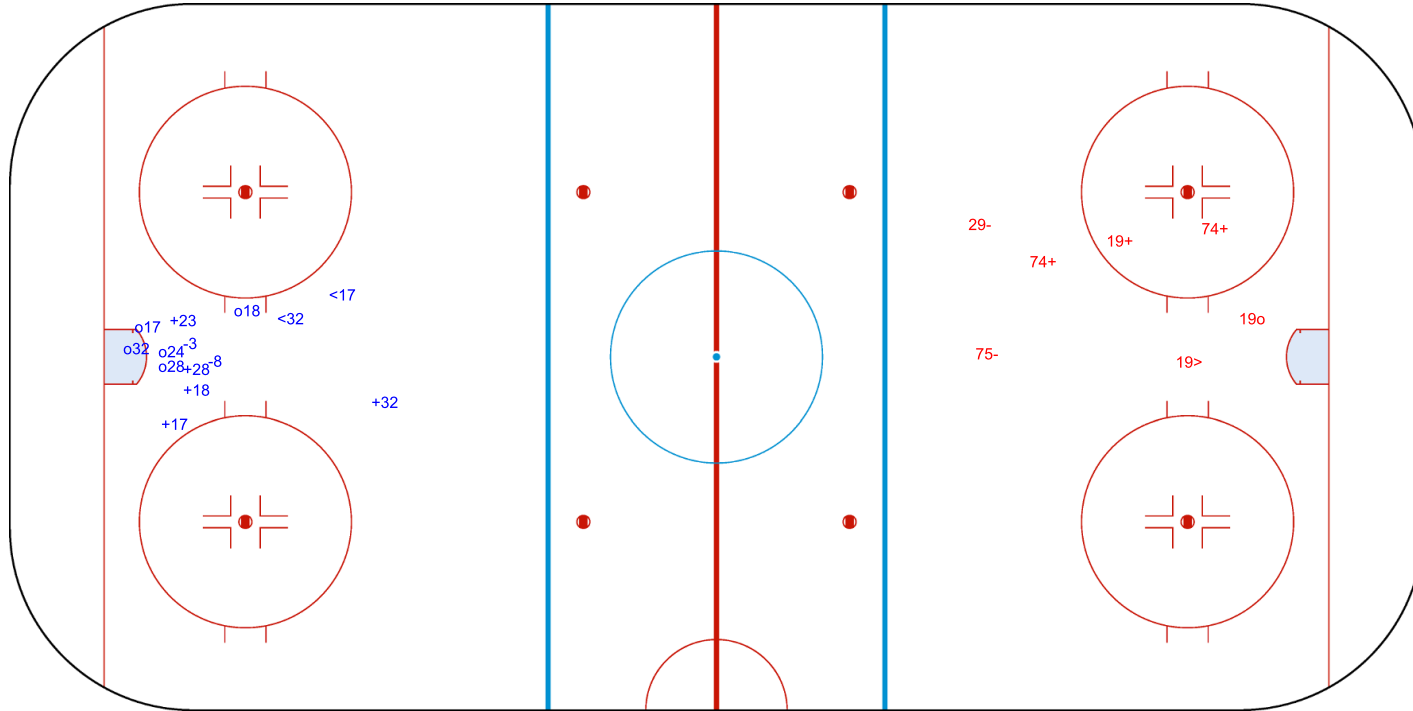


GK 1 of CZE



GK 6 of CZE

CZE → 2nd Period ← CHN



Shots by CZE
Goals (o): 1
SSP (>): 1



GK 20 of CHN



Shots by CZE

Goals (o): 1 SSG (+): 1
SSP (<): 2 SPG (-): 0



GK 20 of CHN



3rd Period

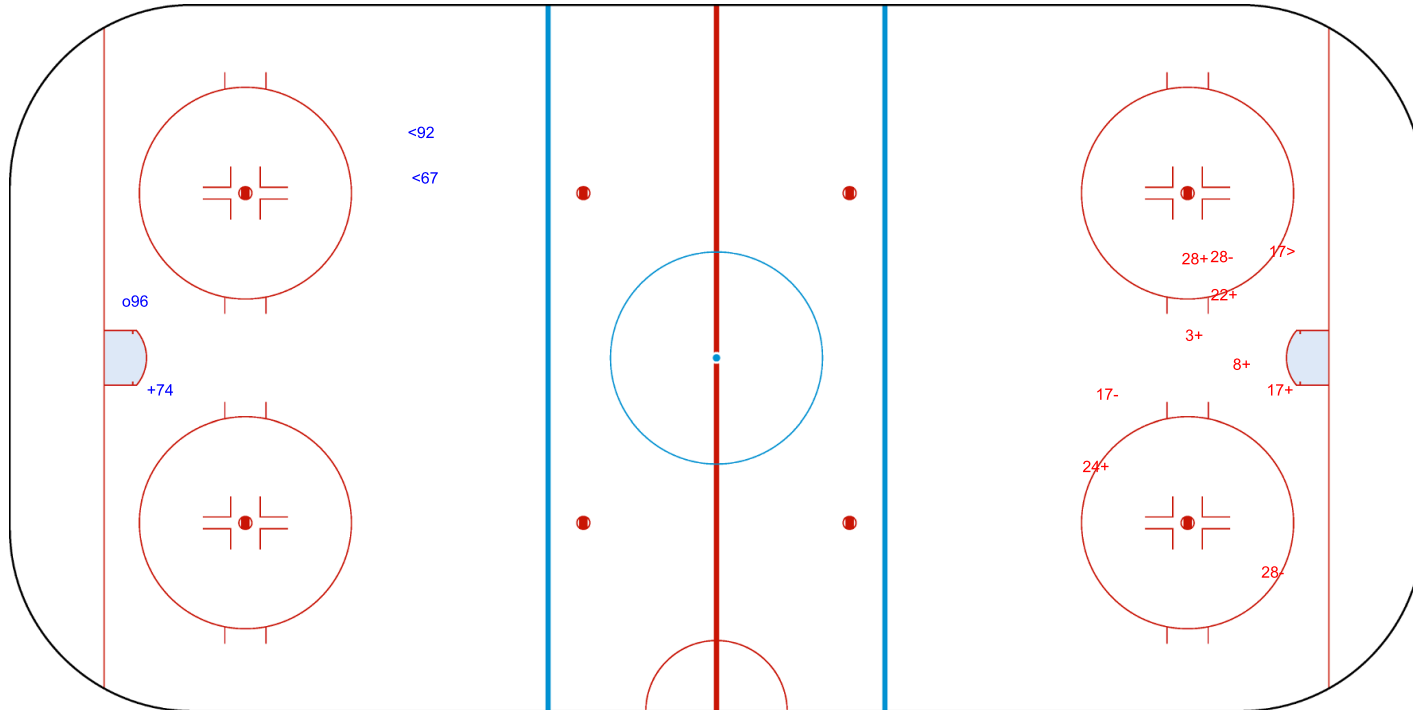


Shots by CHN

Goals (o): 0 SSG (+): 6
SSP (>): 1 SPG (-): 3



GK 6 of CZE



Legend:		
GK	Goalkeeper	
SPG	Shots past goal	
SSG	Shots saved by goalkeeper	
SSP	Shots saved by player	



Face-off Chart

争球表

CHN - CZE

1st PERIOD

	CHN		CZE		CHN		CZE		CHN		CZE		Total wins all zones
	Def. zone	Att. zone	Neutral zone	Neutral zone	Att. zone	Def. zone	Att. zone	Def. zone	Att. zone	Def. zone	CHN	CZE	
	+ 8	- 82	+ 8	- 11	+ 8	- 19							
	+ 8	- 33	+ 8	- 19	+ 28	- 82							
	+ 19	- 11	- 28	+ 92	+ 8	- 96							
			+ 28	- 19	+ 28	- 33							
					+ 19	- 19							
					- 19	+ 92							
					+ 8	- 19							
					+ 8	- 19							
Total wins / period	3 / 100%	0 / 0%	3 / 75%	1 / 25%	7 / 88%	1 / 12%					13 / 87%	2 / 13%	

2nd PERIOD

	CHN		CZE		CHN		CZE		CHN		CZE		Total wins all zones
	Def. zone	Att. zone	Neutral zone	Neutral zone	Att. zone	Def. zone	Att. zone	Def. zone	Att. zone	Def. zone	CHN	CZE	
	- 8	+ 82	- 8	+ 11	+ 28	- 55							
	- 8	+ 82	- 8	+ 11	- 28	+ 82							
	- 19	+ 82	- 19	+ 82	+ 8	- 19							
	- 30	+ 82	- 19	+ 19	- 28	+ 82							
			- 19	+ 19	+ 8	- 82							
			+ 8	- 11									
			- 8	+ 19									
Total wins / period	0 / 0%	4 / 100%	1 / 14%	6 / 86%	3 / 60%	2 / 40%					4 / 25%	12 / 75%	

3rd PERIOD

	CHN		CZE		CHN		CZE		CHN		CZE		Total wins all zones
	Def. zone	Att. zone	Neutral zone	Neutral zone	Att. zone	Def. zone	Att. zone	Def. zone	Att. zone	Def. zone	CHN	CZE	
	- 17	+ 19	+ 8	- 11	- 28	+ 82							
	- 17	+ 19	- 17	+ 92	- 19	+ 82							
	+ 8	- 82	- 19	+ 19	+ 28	- 96							
	- 8	+ 19	+ 8	- 19	+ 8	- 82							
					+ 8	- 19							
					+ 8	- 19							
					+ 8	- 96							
					+ 8	- 55							
Total wins / period	1 / 25%	3 / 75%	2 / 50%	2 / 50%	6 / 75%	2 / 25%					9 / 56%	7 / 44%	

TOTAL

	CHN		CZE		CHN		CZE		CHN		CZE		Total wins all zones
	Def. zone	Att. zone	Neutral zone	Neutral zone	Att. zone	Def. zone	Att. zone	Def. zone	Att. zone	Def. zone	CHN	CZE	
Total wins / game	4 / 36%	7 / 64%	6 / 40%	9 / 60%	16 / 76%	5 / 24%					26 / 55%	21 / 45%	



HEAD TO HEAD

		CZE						Tot.	wins CHN	Dz	Nz	Az	
No.		11	19	33	55	82	92						96
CHN	8	3 - 2	8 - 2	1 - 0	1 - 0	4 - 2		2 - 0	25	19 76%	3 50%	5 63%	11 100%
	17		0 - 2					0 - 1	3	0 0%	0 0%	0 0%	
	19	1 - 0	1 - 3				0 - 3	0 - 1	9	2 22%	1 50%	0 0%	1 33%
	28		1 - 0	1 - 0	1 - 0	1 - 3		0 - 1	9	5 56%		1 50%	4 57%
	30							0 - 1	1	0 0%	0 0%		
	Tot.		6	17	2	2	14	3	3	47	26 55%	4 36%	6 40%
wins CZE		2 33%	7 41%	0 0%	0 0%	9 64%	3 100%	0 0%	21 45%				
Dz			0 0%	0 0%	0 0%	4 57%	1 100%	0 0%	5 24%				
Nz		2 40%	4 57%			1 100%	2 100%		9 60%				
Az		0 0%	3 100%	0 0%		4 67%			7 64%				

Legend:

Az Attacking zone **Dz** Defending zone **No.** Jersey number **Nz** Neutral zone **Tot.** Total face-offs played



Line-Ups

阵容

CAN - KOR

Referee

DANIELSEN Kenneth (NOR)

Linespersons

FAZEKAS Tibor (SRB) , NOTHEGGER David (AUT)

Goalkeepers

Team: CAN

No.	Name	Gen
31	LAROCQUE Dominic	M
54	KINGSMILL Adam	M

Team: KOR

No.	Name	Gen
32	LEE Jae Woong	M
39	CHOI Hyuk Jun	M

Team Line-ups

Team: CAN (Black)

No.	Pos.	Name	Gen
6	D	ARMSTRONG Rob	M
11	D	DIXON Adam	M
7	F	LAVIN Zach	M
8	F	McGREGOR Tyler +C	M
12	F	WESTLAKE Greg	M
5	D	HENRY Tyrone +A	M
15	D	SISON Branden	M
4	F	DUNN James	M
18	F	BRIDGES Billy	M
23	F	HICKEY Liam +A	M
10	F	DELANEY Ben	M
22	F	RILEY Garrett	M
26	F	JACOBS-WEBB Anton	M

Head Coach: BABEY Ken

NOT DRESSED:

2	D	CRANE Rod	M
28	F	LEHOUX Antoine	M

Team: KOR (White)

No.	Pos.	Name	Gen
10	D	CHO Young Jae +A	M
20	D	JANG Dong Shin	M
9	F	CHOI Si Woo	M
14	F	JUNG Seung Hwan	M
28	F	LEE Jong Kyung	M
7	D	CHOI Kwang Hyouk	M
12	D	KIM Young Sung	M
3	F	RYU Jee Hyun	M
27	F	CHO Byeong Seok +A	M
55	F	JANG Jong Ho +C	M
1	F	LEE Jun Yong	M
11	F	CHOI Bae Suk	M
88	F	PARK Sang Hyeon	M

Head Coach: HAN Min Su

NOT DRESSED:

31	D	YU Man Gyun	M
51	F	KIM Sang Lak	M

Legend:

+A	Assistant Captain	+C	Captain	D	Defender	F	Forward
Gen	Gender	M	Male	No.	Jersey number	Pos.	Position



Graphical Line-ups

阵容图

CAN - KOR

Referee
DANIELSEN Kenneth (NOR)

Linespersons
FAZEKAS Tibor (SRB) , NOTHEGGER David (AUT)

Team: CAN - Canada (Black)

Head Coach: BABEY Ken



Team: KOR - Republic of Korea (White)

Head Coach: HAN Min Su



Legend:

+A Assistant Captain

+C Captain

Sn Starting position



Game Summary

比赛总结

CAN - KOR 6 - 0 (2 - 0, 1 - 0, 3 - 0)

Spectators	Referee	Linespersons
	DANIELSEN Kenneth (NOR)	FAZEKAS Tibor (SRB) , NOTHEGGER David (AUT)

Team Statistics

Period	Score	SVS	SOG	PIM	TPP	PPG	SHG
1	2 : 0	1 : 9	11 : 1	27 : 2	00:00 : 02:29	0 : 0	0 : 0
2	1 : 0	2 : 11	12 : 2	2 : 4	03:51 : 02:50	0 : 0	0 : 0
3	3 : 0	1 : 16	19 : 1	0 : 4	03:10 : 00:00	1 : 0	0 : 0
Total	6 : 0	4 : 36	42 : 4	29 : 10	07:01 : 05:19	1 : 0	0 : 0

1st Period

Action	Time	ET/Res	Team	Type	No.	Name	(G) Name of Assistant(s) / Action Description
GK	00:00		CAN		31	LAROCQUE D	- Goalkeeper in
GK	00:00		KOR		32	LEE JW	- Goalkeeper in
Goal	07:14	1 : 0	CAN	EQ	23	HICKEY L	(1) 4 DUNN J On Ice CAN 31 4 6 11 18 23 18 BRIDGES B KOR 32 3 7 12 27 55
Goal	07:35	2 : 0	CAN	EQ	4	DUNN J	(1) 6 ARMSTRONG R On Ice CAN 31 4 6 11 18 23 KOR 32 3 7 12 27 55
Penalty	10:50	12:50	KOR	2 min.	9	CHOI SW	- Slashing
Penalty	10:50	15:50	CAN	5 min.	23	HICKEY L	- Spearing / Served by: 18 BRIDGES B
Penalty	10:50	45:00	CAN	20 min.	23	HICKEY L	- Game Misconduct Penalty
Penalty	12:31	14:31	CAN	2 min.	22	RILEY G	- Interference

2nd Period

Action	Time	ET/Res	Team	Type	No.	Name	(G) Name of Assistant(s) / Action Description
Goal	21:08	3 : 0	CAN	EQ	4	DUNN J	(2) 26 JACOBS-WEBB A On Ice CAN 31 4 12 15 22 26 22 RILEY G KOR 32 3 7 12 27 55
Penalty	23:12	25:12	KOR	2 min.	7	CHOI KH	- Holding an opponent
Penalty	25:03	27:03	KOR	2 min.	9	CHOI SW	- Interference
Time-out	25:03		KOR				
Penalty	27:07	29:07	CAN	2 min.	12	WESTLAKE G	- Roughing

3rd Period

Action	Time	ET/Res	Team	Type	No.	Name	(G) Name of Assistant(s) / Action Description
Penalty	30:32	32:32	KOR	2 min.	20	JANG DS	- Holding an opponent
Goal	34:20	4 : 0	CAN	EQ	18	BRIDGES B	(1) 11 DIXON A On Ice CAN 31 6 8 10 11 18 8 MCGREGOR T KOR 32 7 12 27 55 88
Goal	35:39	5 : 0	CAN	EQ	8	MCGREGOR T	(1) On Ice CAN 31 6 8 10 11 18 KOR 32 3 7 12 27 55
GK	40:25		KOR		39	CHOI HJ	- Goalkeeper in
Penalty	41:40	42:50	KOR	2 min.	88	PARK SH	- Tripping
Time-out	42:20		CAN				
Goal	42:50	6 : 0	CAN	PP1	4	DUNN J	(3) 11 DIXON A On Ice CAN 31 4 8 10 11 18 * 18 BRIDGES B KOR 39 3 12 20 55
GK	45:00		CAN				31 LAROCQUE D - Goalkeeper out
GK	45:00		KOR				39 CHOI HJ - Goalkeeper out

Goalkeeper Records

Team : CAN - Canada

No.	Name	SOG	SVS	MIP
31	LAROCQUE Dominic	4	4	45:00
54	KINGSMILL Adam			

Team : KOR - Republic of Korea

No.	Name	SOG	SVS	MIP
32	LEE Jae Woong	36	31	40:25
39	CHOI Hyuk Jun	6	5	04:35

Game Statistics

Team : CAN (Black)



Head Coach : BABEY Ken											Shots on Goal				Time on Ice								
No.	Pos.	Name	Gen	G	A	P	PIM	FO+	FO-F	FO+/-	FO%	1	2	3	OTTS	+/-	1	2	3	OT	TOT	SHF	AVG
6	D	ARMSTRONG Rob	M	0	1	1	0	0	0	0	0.00	0	3	1	4	+4	7:48	9:07	8:17		25:12	26	0:58
7	F	LAVIN Zach	M	0	0	0	0	0	0	0	0.00	3	1	0	4	0	5:51	5:47	5:19		16:57	16	1:03
8	F	McGREGOR Tyler +C	M	1	1	2	0	0	2	-2	0.00	1	4	5	10	+2	6:01	8:14	8:33		22:48	21	1:05
11	D	DIXON Adam	M	0	2	2	0	1	0	1	100.00	0	0	3	3	+4	9:06	8:45	9:31		27:22	26	1:03
12	F	WESTLAKE Greg	M	0	0	0	2	10	10	0	50.00	2	1	2	5	+1	6:31	6:41	6:42		19:54	18	1:06
4	F	DUNN James	M	3	1	4	0	0	0	0	0.00	1	1	4	6	+3	5:20	5:46	6:18		17:24	17	1:01
5	D	HENRY Tyrone +A	M	0	0	0	0	0	0	0	0.00	1	0	0	1	0	6:01	5:08	4:46		15:55	17	0:56
15	D	SISON Branden	M	0	0	0	0	0	0	0	0.00	0	0	0	0	+1	3:27	4:50	3:12		11:29	12	0:57
18	F	BRIDGES Billy	M	1	2	3	0	11	8	3	57.89	1	0	1	2	+4	4:03	6:20	5:24		15:47	15	1:03
23	F	HICKEY Liam +A	M	1	0	1	25	0	0	0	0.00	1	0	0	1	+2	3:43	0:00	0:00		3:43	4	0:55
10	F	DELANEY Ben	M	0	0	0	0	0	0	0	0.00	1	2	1	4	+2	4:18	5:31	6:25		16:14	17	0:57
22	F	RILEY Garrett	M	0	1	1	2	0	0	0	0.00	0	0	2	2	+1	2:43	2:29	4:40		9:52	13	0:45
26	F	JACOBS-WEBB Anton	M	0	1	1	0	3	5	-2	37.50	0	0	0	0	+1	3:40	3:53	5:40		13:13	13	1:01
31	GK	LAROCQUE Dominic	M	0	0	0	0					0	0	0	0								
54	GK	KINGSMILL Adam	M	0	0	0	0					0	0	0	0								
Total				6	9	15	29	25	25	0	50.00	11	12	19	42								

Team : KOR (White)																							
Head Coach : HAN Min Su											Shots on Goal				Time on Ice								
No.	Pos.	Name	Gen	G	A	P	PIM	FO+	FO-F	FO+/-	FO%	1	2	3	OTTS	+/-	1	2	3	OT	TOT	SHF	AVG
9	F	CHOI Si Woo	M	0	0	0	4	0	0	0	0.00	0	1	0	1	0	8:30	8:34	7:03		24:07	22	1:05
10	D	CHO Young Jae +A	M	0	0	0	0	0	0	0	0.00	0	1	0	1	0	8:47	9:30	7:18		25:35	21	1:13
14	F	JUNG Seung Hwan	M	0	0	0	0	0	0	0	0.00	1	0	1	2	0	9:11	9:37	6:42		25:30	22	1:09
20	D	JANG Dong Shin	M	0	0	0	2	0	0	0	0.00	0	0	0	0	0	10:12	6:27	6:39		23:18	21	1:06
28	F	LEE Jong Kyung	M	0	0	0	0	13	9	4	59.09	0	0	0	0	0	9:16	9:43	5:29		24:28	21	1:09
3	F	RYU Jee Hyun	M	0	0	0	0	1	0	1	100.00	0	0	0	0	-4	5:31	3:56	4:20		13:47	16	0:51
7	D	CHOI Kwang Hyouk	M	0	0	0	2	0	0	0	0.00	0	0	0	0	-5	4:05	5:14	7:10		16:29	19	0:52
12	D	KIM Young Sung	M	0	0	0	0	0	0	0	0.00	0	0	0	0	-5	4:46	5:55	6:49		17:30	20	0:52
27	F	CHO Byeong Seok +A	M	0	0	0	0	1	0	1	100.00	0	0	0	0	-5	5:46	4:37	4:40		15:03	18	0:50
55	F	JANG Jong Ho +C	M	0	0	0	0	9	13	-4	40.91	0	0	0	0	-5	5:33	5:36	4:28		15:37	20	0:46
1	F	LEE Jun Yong	M	0	0	0	0	0	0	0	0.00	0	0	0	0	0	0:00	0:00	2:58		2:58	3	0:59
11	F	CHOI Bae Suk	M	0	0	0	0	0	0	0	0.00	0	0	0	0	0	0:00	0:00	3:06		3:06	3	1:02
88	F	PARK Sang Hyeon	M	0	0	0	2	1	3	-2	25.00	0	0	0	0	-1	1:09	1:20	4:49		7:18	8	0:54
32	GK	LEE Jae Woong	M	0	0	0	0					0	0	0	0								
39	GK	CHOI Hyuk Jun	M	0	0	0	0					0	0	0	0								
Total				0	0	0	10	25	25	0	50.00	1	2	1	4								

Group A

R	Team	GP	W	OTW	OTL	L	GDF	GF : GA	PTS
1	USA	2	2	0	0	0	+13	14 : 1	6
2	CAN	2	1	0	0	1	+1	6 : 5	3
3	KOR	2	0	0	0	2	-14	1 : 15	0

	CAN	KOR	USA
CAN	*****	6:0	0:5
KOR	0:6	*****	1:9
USA	5:0	9:1	*****

Legend:			
(G)	Goals in tournament	*	Does not count for Plus/minus
+C	Captain	A	Assists
EQ	Equal strength	ET/Res	Penalty end time/Result of game
FO+	Face-offs won	FO-	Face-offs lost
GA	Goals against	GDF	Goal difference
GK	Goalkeeper	GP	Games played
MIP	Minutes in play (GK)	No.	Jersey number
OTW	Overtime wins	P	Points
PP1	Power play - 1 player	PPG	Power play goals
SHF	Number of shifts	SHG	Shorthanded goals
TOT	Total	TTP	Time on power play
+/-	Plus/minus net	AVG	Average time on ice / shift
F	Forward	FO+/-	Face-offs net
Gen	Gender	OT	Overtime
L	Losses	PIM	Penalties in minutes
OT	Overtime	PTS	Points
OTL	Overtime losses	SOG	Shots on goal
Pos.	Position	TS	Total shots
R	Rank	+A	Assistant Captain
SVS	Saves	D	Defender
W	Wins	FO%	Face-offs won as percentage
		G	Goals
		GF	Goals for
		M	Male



Shot Chart
射门表

CAN - KOR



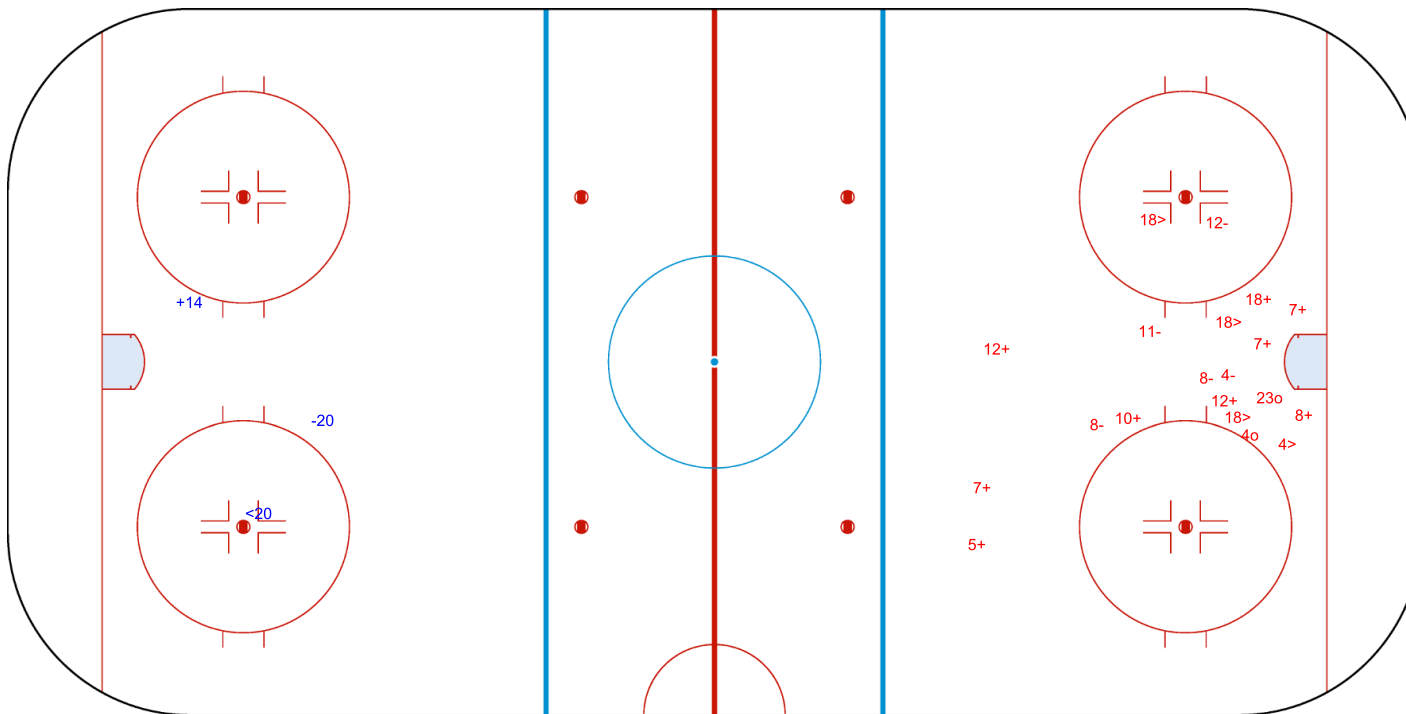
1st Period




Shots by KOR
Goals (o): 0
SSP (<): 1
SSG (+): 1
SPG (-): 1



GK 31 of CAN




Shots by CAN
Goals (o): 2
SSP (>): 4
SSG (+): 9
SPG (-): 5



GK 32 of KOR

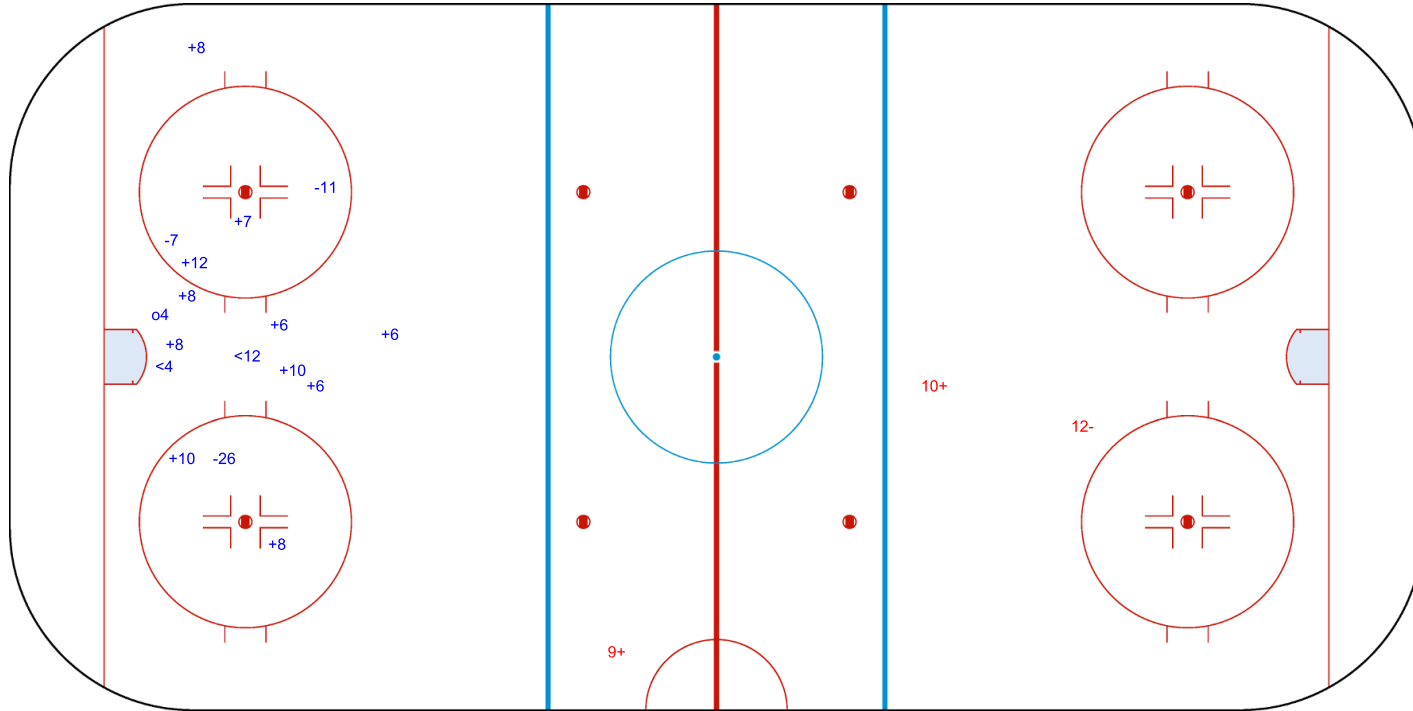


Shots by CAN
Goals (o): 1
SSP (<): 2
SSG (+): 11
SPG (-): 3



GK 32 of KOR

KOR → 2nd Period ← CAN



Shots by KOR
Goals (o): 0
SSP (>): 0
SSG (+): 2
SPG (-): 1



GK 31 of CAN

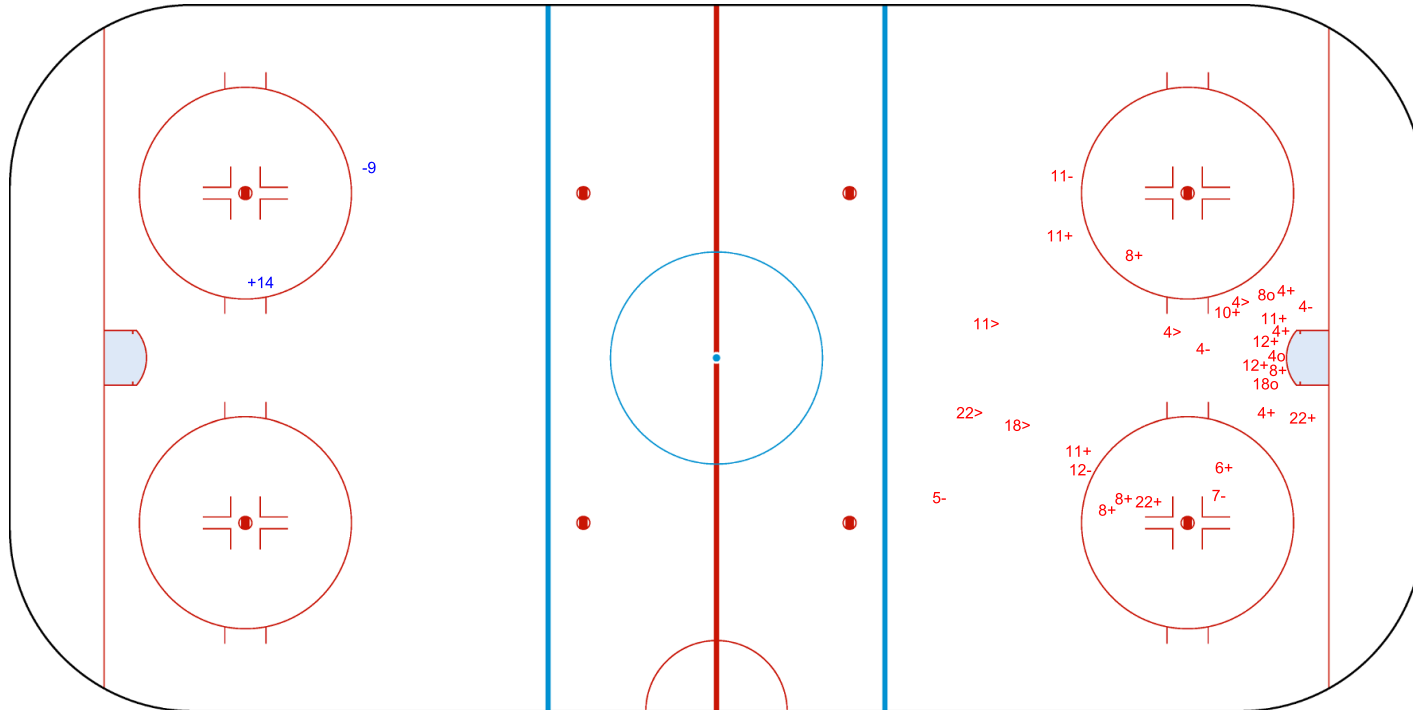


Shots by KOR
Goals (o): 0
SSP (<): 0
SSG (+): 1
SPG (-): 1

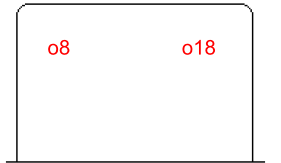


GK 31 of CAN

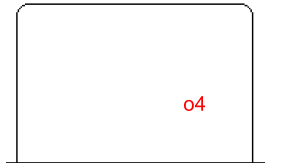
CAN → 3rd Period ← KOR



Shots by CAN
Goals (o): 3
SSP (>): 5
SSG (+): 16
SPG (-): 6



GK 32 of KOR



GK 39 of KOR

Legend:	
GK	Goalkeeper
SPG	Shots past goal
SSG	Shots saved by goalkeeper
SSP	Shots saved by player



Face-off Chart
争球表
CAN - KOR

1st PERIOD

	CAN		KOR		CAN		KOR		Total wins all zones				
	Def. zone	Att. zone	Neutral zone	Neutral zone	Att. zone	Def. zone	Neutral zone	Neutral zone					
	+ 18	- 55	- 18	+ 28	- 12	+ 55			<table border="1"> <thead> <tr> <th>CAN</th> <th>KOR</th> </tr> </thead> <tbody> <tr> <td>9 / 50%</td> <td>9 / 50%</td> </tr> </tbody> </table>	CAN	KOR	9 / 50%	9 / 50%
CAN	KOR												
9 / 50%	9 / 50%												
	+ 12	- 28	+ 18	- 55	- 26	+ 28							
	- 12	+ 28	+ 12	- 28	+ 26	- 55							
	- 12	+ 28	- 12	+ 28	+ 18	- 28							
	+ 12	- 55			- 12	+ 55							
					+ 12	- 55							
Total wins / period	3 / 60%	2 / 40%	2 / 50%	2 / 50%	4 / 44%	5 / 56%							

2nd PERIOD

	CAN		KOR		CAN		KOR		Total wins all zones				
	Def. zone	Att. zone	Neutral zone	Neutral zone	Att. zone	Def. zone	Neutral zone	Neutral zone					
	- 26	+ 28	- 12	+ 28	- 12	+ 55			<table border="1"> <thead> <tr> <th>CAN</th> <th>KOR</th> </tr> </thead> <tbody> <tr> <td>4 / 33%</td> <td>8 / 67%</td> </tr> </tbody> </table>	CAN	KOR	4 / 33%	8 / 67%
CAN	KOR												
4 / 33%	8 / 67%												
	+ 18	- 55	- 12	+ 28	- 18	+ 28							
			+ 12	- 88	- 18	+ 55							
					+ 18	- 28							
					- 12	+ 27							
					- 18	+ 28							
Total wins / period	1 / 50%	1 / 50%	1 / 33%	2 / 67%	2 / 29%	5 / 71%							

3rd PERIOD

	CAN		KOR		CAN		KOR		Total wins all zones				
	Def. zone	Att. zone	Neutral zone	Neutral zone	Att. zone	Def. zone	Neutral zone	Neutral zone					
	+ 18	- 55	- 26	+ 28	- 18	+ 55			<table border="1"> <thead> <tr> <th>CAN</th> <th>KOR</th> </tr> </thead> <tbody> <tr> <td>12 / 60%</td> <td>8 / 40%</td> </tr> </tbody> </table>	CAN	KOR	12 / 60%	8 / 40%
CAN	KOR												
12 / 60%	8 / 40%												
	+ 12	- 55	+ 12	- 28	+ 18	- 55							
	+ 26	- 88	+ 26	- 88	- 12	+ 3							
			+ 12	- 28	+ 18	- 55							
			- 18	+ 55	+ 18	- 55							
			- 8	+ 28	+ 18	- 55							
Total wins / period	3 / 100%	0 / 0%	3 / 50%	3 / 50%	6 / 55%	5 / 45%							

TOTAL



Total wins / game	CAN	KOR	Neutral zone		CAN	KOR	Total wins all zones	
	Def. zone	Att. zone			Att. zone	Def. zone	CAN	KOR
	7 / 70%	3 / 30%	6 / 46%	7 / 54%	12 / 44%	15 / 56%	25 / 50%	25 / 50%

HEAD TO HEAD

	No.	KOR				Tot.	wins CAN	Dz	Nz	Az
		3	27	28	55					
CAN	8			0 - 1	0 - 1	2	0 0%		0 0%	0 0%
	11			1 - 0		1	1 100%			1 100%
	12	0 - 1	0 - 1	5 - 5	4 - 3	20	10 50%	3 60%	4 57%	3 38%
	18			3 - 3	8 - 5	19	11 58%	3 100%	1 33%	7 54%
	26			0 - 4	1 - 0	8	3 38%	1 50%	1 50%	1 25%
Tot.	1	1	22	22	4	25 50%	7 70%	6 46%	12 44%	
wins KOR	1 100%	1 100%	13 59%	9 41%	1 25%	25 50%				
Dz	1 100%	1 100%	4 44%	8 53%	1 100%	15 56%				
Nz			6 67%	1 50%	0 0%	7 54%				
Az			3 75%	0 0%	0 0%	3 30%				

Legend:

Az Attacking zone **Dz** Defending zone **No.** Jersey number **Nz** Neutral zone **Tot.** Total face-offs played



Line-Ups

阵容

ITA - CHN

Referee

GRUMSEN Jacob (DEN)

Goalkeepers

Team: ITA

No.	Name	Gen
15	ARAUDO Gabriele	M
82	KASSLATTER Julian	M

Team Line-ups

Team: ITA (Blue)

No.	Pos.	Name	Gen
2	D	ENDERLE Alex	M
3	D	ROSA Gianluigi	M
6	D	CAVALIERE Gian Luca +C	M
11	F	LARCH Nils	M
62	F	DEPAOLI Christoph +A	M
14	D	BALOSSETTI Bruno	M
18	D	MACRI Andrea +A	M
8	F	RADICE Roberto	M
10	F	KAFMANN Stephan	M
27	F	ANDREONI Alessandro	M
84	D	KERSCHBAUMER Stefan	M
4	F	REMOTTI MARNINI Matteo	M
25	F	TORELLA Francesco	M

Head Coach: da RIN de LORENZO Massimo

NOT DRESSED:

1	D	STILLITANO Santino	M
34	F	LANZA Gabriele	M

Linespersons

RUNDSTROM Tony (SWE) , VANEK Jan (CZE)

Team: CHN

No.	Name	Gen
1	WANG Wei	M
20	JI Yanzhao	M

Team: CHN (White)

No.	Pos.	Name	Gen
3	D	LYU Zhi	M
24	D	ZHU Zhanfu	M
8	F	WANG Zhidong	M
17	F	SHEN Yifeng	M
23	F	CUI Yutao +C	M
12	D	CHE Hang	M
22	D	HU Guangjian	M
15	F	SONG Xiaodong	M
19	F	ZHANG Zheng	M
32	F	LI Hongguan	M
5	D	BAI Xuesong +A	M
11	F	YU Jing	F
28	F	TIAN Jintao	M
30	F	QIU Dianpeng	M

Head Coach: SHARSHUKOV Nikolay

NOT DRESSED:

7	D	XU Jinqiang	M
18	F	WANG Jujiang	M

Legend:

+A	Assistant Captain	+C	Captain	D	Defender	F	Female / Forward
Gen	Gender	M	Male	No.	Jersey number	Pos.	Position



Graphical Line-ups

阵容图

ITA - CHN

Referee
GRUMSEN Jacob (DEN)

Linespersons
RUNDSTROM Tony (SWE) , VANEK Jan (CZE)

Team: ITA - Italy (Blue)

Head Coach: da RIN de LORENZO Massimo

S1 82 KASSLATTER Julian		
15 ARAUDO Gabriele		
S3 6 CAVALIERE Gian Luca +C	S2 2 ENDERLE Alex	
S6 62 DEPAOLI Christoph +A	S4 3 ROSA Gianluigi	S5 11 LARCH Nils
18 MACRI Andrea +A		14 BALOSSETTI Bruno
8 RADICE Roberto	27 ANDREONI Alessandro	10 KAFMANN Stephan
84 KERSCHBAUMER Stefan		
25 TORELLA Francesco	4 REMOTTI MARNINI Matteo	

Team: CHN - China (White)

Head Coach: SHARSHUKOV Nikolay

20 JI Yanzhao		
S1 1 WANG Wei		
S3 24 ZHU Zhanfu	S2 3 LYU Zhi	
S5 17 SHEN Yifeng	S4 8 WANG Zhidong	S6 23 CUI Yutao +C
22 HU Guangjian		12 CHE Hang
19 ZHANG Zheng	15 SONG Xiaodong	32 LI Hongguan
5 BAI Xuesong +A		
28 TIAN Jintao	30 QIU Dianpeng	11 YU Jing

Legend:

+A Assistant Captain

+C Captain

Sn Starting position



Game Summary

比赛总结

ITA - CHN 0 - 6 (0 - 4, 0 - 2, 0 - 0)

Spectators	Referee	Linespersons
1224	GRUMSEN Jacob (DEN)	RUNDSTROM Tony (SWE), VANEK Jan (CZE)

Team Statistics

Period	Score	SVS	SOG	PIM	TPP	PPG	SHG
1	0 : 4	10 : 0	0 : 14	20 : 2	00:50 : 05:31	0 : 1	0 : 0
2	0 : 2	4 : 0	0 : 6	0 : 4	03:29 : 02:00	0 : 0	0 : 0
3	0 : 0	5 : 1	1 : 5	2 : 4	04:31 : 01:19	0 : 0	0 : 0
Total	0 : 6	19 : 1	1 : 25	22 : 10	08:50 : 08:50	0 : 1	0 : 0

1st Period

Action	Time	ET/Res	Team	Type	No.	Name	(G)	Name of Assistant(s) / Action Description
GK	00:00		CHN		1	WANG W		- Goalkeeper in
GK	00:00		ITA		82	KASSLATTER J		- Goalkeeper in
Goal	00:16	0 : 1	CHN	EQ	8	WANG Z	(1)	17 SHEN Y On Ice ITA 82 2 3 6 11 62 CHN 1 3 8 17 23 24
Goal	02:41	0 : 2	CHN	EQ	5	BAI X	(1)	8 WANG Z On Ice ITA 82 4 14 18 25 62 CHN 1 5 8 17 22 23
Goal	03:52	0 : 3	CHN	EQ	30	QIU D	(1)	32 LI H 28 TIAN J On Ice ITA 82 8 10 18 27 84 CHN 1 3 24 28 30 32
Penalty	04:35	06:35	CHN	2 min.	19	ZHANG Z		- Teeing
Penalty	05:25	07:25	ITA	2 min.	18	MACRI A		- Holding an opponent
Penalty	10:19	12:08	ITA	2 min.	11	LARCH N		- Tripping
Penalty	11:55	13:55	ITA	2 min.	10	KAFMANN S		- Interference
Goal	12:08	0 : 4	CHN	PP2	22	HU G	(1)	28 TIAN J On Ice ITA 82 2 18 62 CHN 1 5 22 28 30 32 *
Penalty	13:00	15:00	ITA	2 min.	6	CAVALIERE GL		- / Served by: 4 REMOTTI MARNINI M
Penalty	13:00	17:00	ITA	2 min.	6	CAVALIERE GL		-
Penalty	13:00	27:00	ITA	10 min.	6	CAVALIERE GL		- Misconduct

2nd Period

Action	Time	ET/Res	Team	Type	No.	Name	(G)	Name of Assistant(s) / Action Description
Goal	17:42	0 : 5	CHN	EQ	8	WANG Z	(2)	28 TIAN J 32 LI H On Ice ITA 82 4 10 14 18 27 CHN 1 5 8 22 28 32
Penalty	21:42	23:42	CHN	2 min.	19	ZHANG Z		- Teeing
Goal	25:23	0 : 6	CHN	EQ	30	QIU D	(2)	3 LYU Z On Ice ITA 82 10 11 14 18 62 CHN 1 3 24 28 30 32
Penalty	28:31	30:31	CHN	2 min.	8	WANG Z		- Interference

3rd Period

Action	Time	ET/Res	Team	Type	No.	Name	(G)	Name of Assistant(s) / Action Description
GK	30:00		ITA		15	ARAUDO G		- Goalkeeper in 82 KASSLATTER J - Goalkeeper out
Penalty	34:23	36:23	CHN	2 min.	-	- Team penalty		- Too Many Players / Served by: 5 BAI X
Penalty	37:51	39:51	CHN	2 min.	28	TIAN J		- Unsportsmanlike Conduct
Penalty	43:41	45:00	ITA	2 min.	18	MACRI A		- Delaying the Game
GK	45:00		ITA					15 ARAUDO G - Goalkeeper out
GK	45:00		CHN					1 WANG W - Goalkeeper out

Goalkeeper Records

Team : ITA - Italy

No.	Name	SOG	SVS	MIP
82	KASSLATTER Julian	20	14	30:00
15	ARAUDO Gabriele	5	5	15:00

Team : CHN - China

No.	Name	SOG	SVS	MIP
1	WANG Wei	1	1	45:00
20	JI Yanzhao			

Game Statistics



Team : ITA (Blue)																						
Head Coach : da RIN de LORENZO Massimo																						
No.	Pos.	Name	Gen	G	A	P	PIM	FO+	FO-	FO+/-	FO%	Shots on Goal				Time on Ice						
												1	2	3	OTTS	+/-	1	2	3	OT	TOT	SHF
2	D	ENDERLE Alex	M	0	0	0	0	0	0	0	0.00	0	0	0	0	-1	6:45	9:38	7:55	24:18	16	1:31
3	D	ROSA Gianluigi	M	0	0	0	0	1	3	-2	25.00	0	0	0	0	-1	4:33	0:00	0:00	4:33	4	1:08
6	D	CAVALIERE Gian Luca +C	M	0	0	0	14	0	0	0	0.00	0	0	0	0	-1	5:01	1:29	7:37	14:07	12	1:10
11	F	LARCH Nils	M	0	0	0	2	7	5	2	58.33	0	0	0	0	-2	7:26	8:29	9:13	25:08	15	1:40
62	F	DEPAOLI Christoph +A	M	0	0	0	0	1	6	-5	14.29	0	0	0	0	-3	9:39	8:48	9:31	27:58	17	1:38
8	F	RADICE Roberto	M	0	0	0	0	2	0	2	100.00	0	0	0	0	-1	2:51	3:23	2:36	8:50	7	1:15
10	F	KAFMANN Stephan	M	0	0	0	2	0	2	-2	0.00	0	0	0	0	-3	6:44	7:39	8:20	22:43	12	1:53
14	D	BALOSSETTI Bruno	M	0	0	0	0	0	1	-1	0.00	0	0	0	0	-3	2:25	3:51	3:35	9:51	8	1:13
18	D	MACRI Andrea +A	M	0	0	0	4	0	2	-2	0.00	0	0	1	1	-4	9:59	10:40	9:23	30:02	19	1:34
27	F	ANDREONI Alessandro	M	0	0	0	0	4	5	-1	44.44	0	0	0	0	-2	4:58	4:55	5:52	15:45	10	1:34
4	F	REMOTTI MARNINI Matteo	M	0	0	0	0	0	0	0	0.00	0	0	0	0	-2	2:54	4:52	2:41	10:27	12	0:52
25	F	TORELLA Francesco	M	0	0	0	0	0	0	0	0.00	0	0	0	0	-1	2:04	4:46	1:45	8:35	8	1:04
84	D	KERSCHBAUMER Stefan	M	0	0	0	0	0	0	0	0.00	0	0	0	0	-1	1:47	4:22	5:08	11:17	9	1:15
15	GK	ARAUDO Gabriele	M	0	0	0	0					0	0	0	0							
82	GK	KASSLATTER Julian	M	0	0	0	0					0	0	0	0							
Total				0	0	0	22	15	24	-9	38.46	0	0	1	1							

Team : CHN (White)																						
Head Coach : SHARSHUKOV Nikolay																						
No.	Pos.	Name	Gen	G	A	P	PIM	FO+	FO-	FO+/-	FO%	Shots on Goal				Time on Ice						
												1	2	3	OTTS	+/-	1	2	3	OT	TOT	SHF
3	D	LYU Zhi	M	0	1	1	0	0	0	0	0.00	1	0	0	1	+3	6:02	6:59	7:23	20:24	20	1:01
8	F	WANG Zhidong	M	2	1	3	2	12	2	10	85.71	4	1	2	7	+3	6:05	5:56	6:17	18:18	13	1:24
17	F	SHEN Yifeng	M	0	1	1	0	0	1	-1	0.00	3	0	0	3	+2	6:05	5:44	6:41	18:30	13	1:25
23	F	CUI Yutao +C	M	0	0	0	0	0	1	-1	0.00	0	0	0	0	+2	5:14	3:08	5:07	13:29	11	1:13
24	D	ZHU Zhanfu	M	0	0	0	0	0	0	0	0.00	0	1	0	1	+3	6:19	8:45	9:09	24:13	20	1:12
12	D	CHE Hang	M	0	0	0	0	0	0	0	0.00	0	0	0	0	0	3:04	3:43	2:55	9:42	9	1:04
15	F	SONG Xiaodong	M	0	0	0	0	0	0	0	0.00	0	1	1	2	0	4:09	1:50	4:28	10:27	9	1:09
19	F	ZHANG Zheng	M	0	0	0	4	6	5	1	54.55	0	0	0	0	0	3:38	3:43	4:51	12:12	11	1:06
22	D	HU Guangjian	M	1	0	1	0	0	0	0	0.00	1	0	0	1	+2	8:46	5:53	6:20	20:59	23	0:54
32	F	LI Hongguan	M	0	2	2	0	0	0	0	0.00	1	0	0	1	+3	5:50	5:11	0:00	11:01	10	1:06
5	D	BAI Xuesong +A	M	1	0	1	0	0	0	0	0.00	1	1	0	2	+2	8:56	7:15	5:03	21:14	21	1:00
11	F	YU Jing	F	0	0	0	0	0	0	0	0.00	0	0	0	0	0	0:00	1:59	3:17	5:16	4	1:19
28	F	TIAN Jintao	M	0	3	3	2	6	6	0	50.00	2	1	2	5	+3	5:32	5:54	5:09	16:35	14	1:11
30	F	QIU Dianpeng	M	2	0	2	0	0	0	0	0.00	1	1	0	2	+2	3:31	5:24	3:36	12:31	10	1:15
1	GK	WANG Wei	M	0	0	0	0					0	0	0	0							
20	GK	JI Yanzhao	M	0	0	0	0					0	0	0	0							
Total				6	8	14	8	24	15	9	61.54	14	6	5	25							

Group B

R	Team	GP	W	OTW	OTL	L	GDF	GF : GA	PTS
1	CHN	3	3	0	0	0	+16	18 : 2	9
2	CZE	3	2	0	0	1	+5	10 : 5	6
3	ITA	3	0	1	0	2	-10	2 : 12	2
4	SVK	3	0	0	1	2	-11	1 : 12	1

	CHN	CZE	ITA	SVK
CHN	*****	5:2	6:0	7:0
CZE	2:5	*****	5:0	3:0
ITA	0:6	0:5	*****	2:1
SVK	0:7	0:3	1:2	*****



Legend:

(G) Goals in tournament	*	Does not count for Plus/minus	+/-	Plus/minus net	+A	Assistant Captain
+C Captain	A	Assists	AVG	Average time on ice / shift	D	Defender
EQ Equal strength	ET/Res	Penalty end time/Result of game	F	Female / Forward	FO%	Face-offs won as percentage
FO+ Face-offs won	FO-	Face-offs lost	FO+/-	Face-offs net	G	Goals
GA Goals against	GDF	Goal difference	Gen	Gender	GF	Goals for
GK Goalkeeper	GP	Games played	L	Losses	M	Male
MIP Minutes in play (GK)	No.	Jersey number	OT	Overtime	OTL	Overtime losses
OTW Overtime wins	P	Points	PIM	Penalties in minutes	Pos.	Position
PP2 Power play - 2 players	PPG	Power play goals	PTS	Points	R	Rank
SHF Number of shifts	SHG	Shorthanded goals	SOG	Shots on goal	SVS	Saves
TOT Total	TPP	Time on power play	TS	Total shots	W	Wins



Shot Chart
 射门表

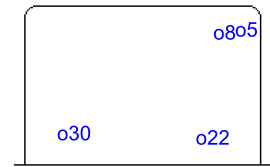
ITA - CHN



1st Period




Shots by CHN
 Goals (o): 4
 SSP (<): 2
 SSG (+): 10
 SPG (-): 4

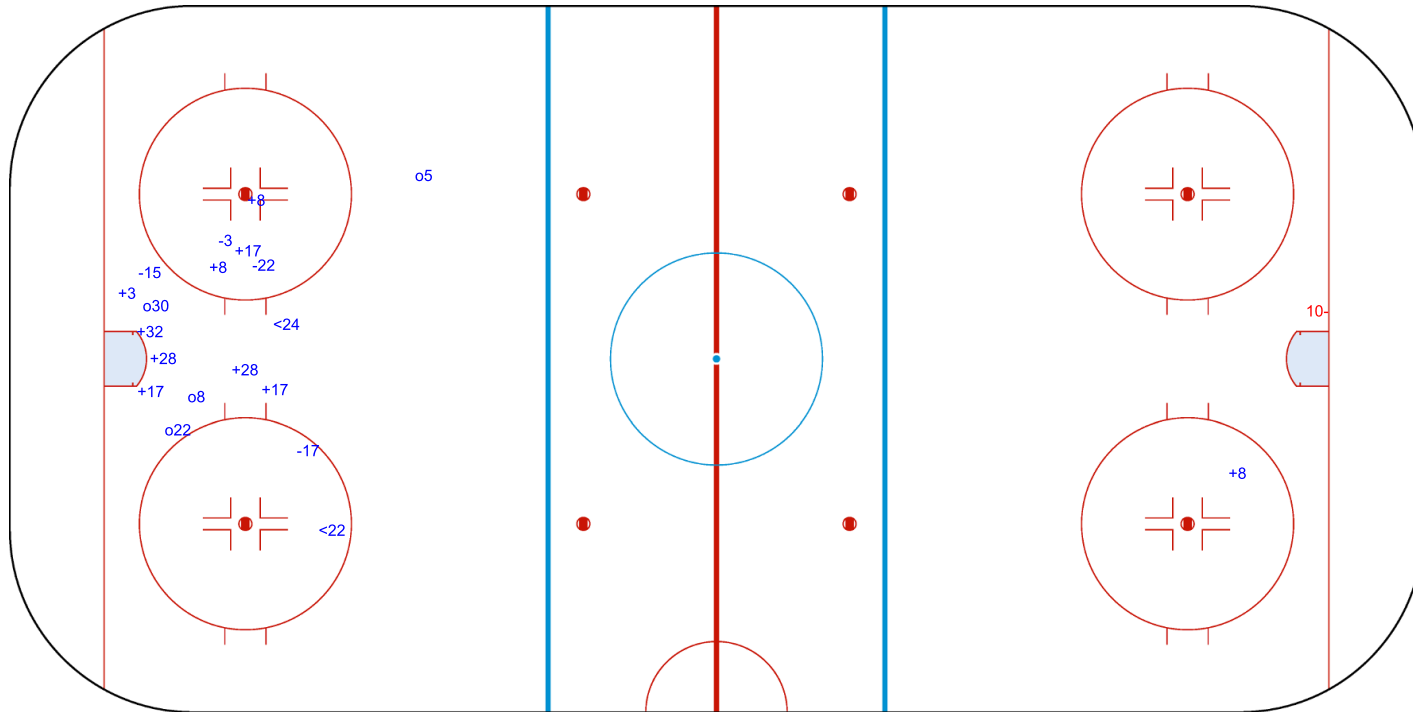


GK 82 of ITA

Shots by ITA
 Goals (o): 0
 SSP (>): 0
 SSG (+): 0
 SPG (-): 1



GK 1 of CHN





Shots by ITA
Goals (o): 0
SSP (<): 0

SSG (+): 0
SPG (-): 1

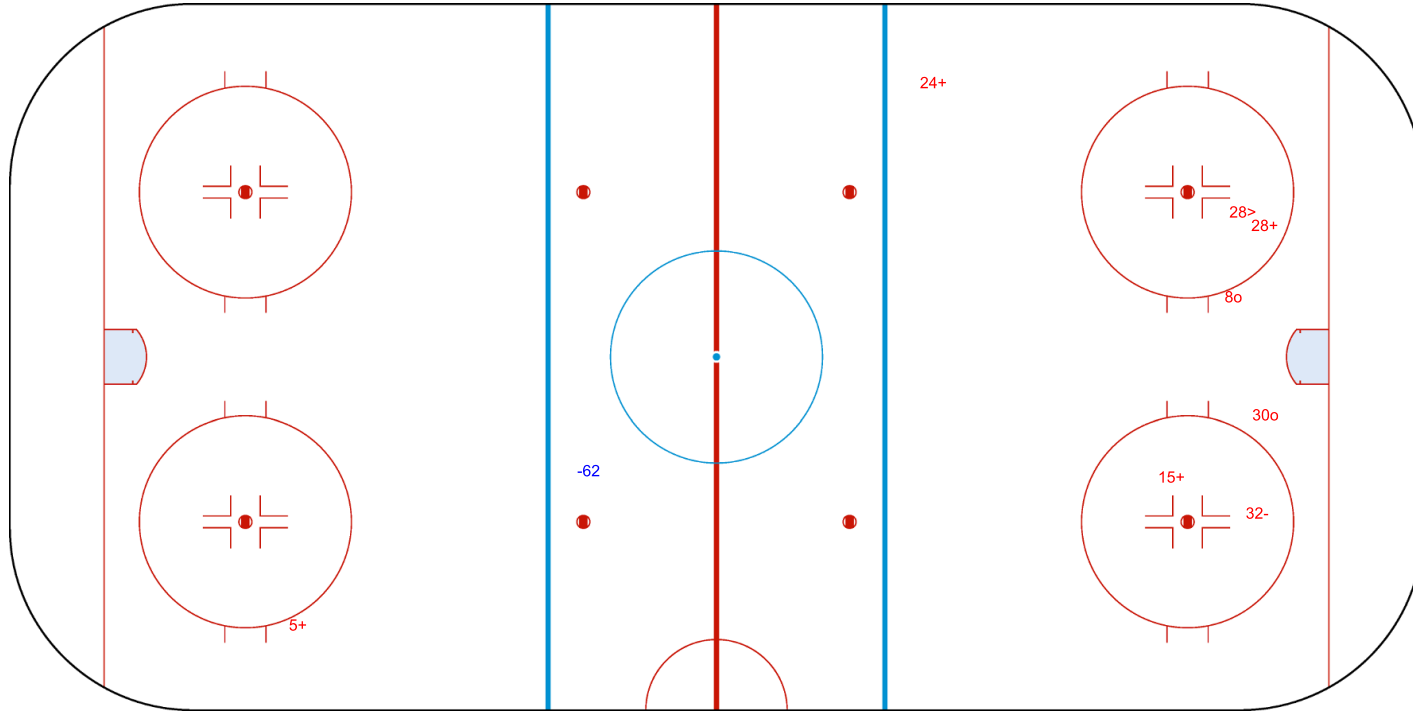


GK 1 of CHN

CHN


2nd Period

ITA



Shots by CHN
Goals (o): 2
SSP (>): 1

SSG (+): 4
SPG (-): 1




GK 82 of ITA



Shots by CHN
Goals (o): 0
SSP (<): 0
SSG (+): 5
SPG (-): 5

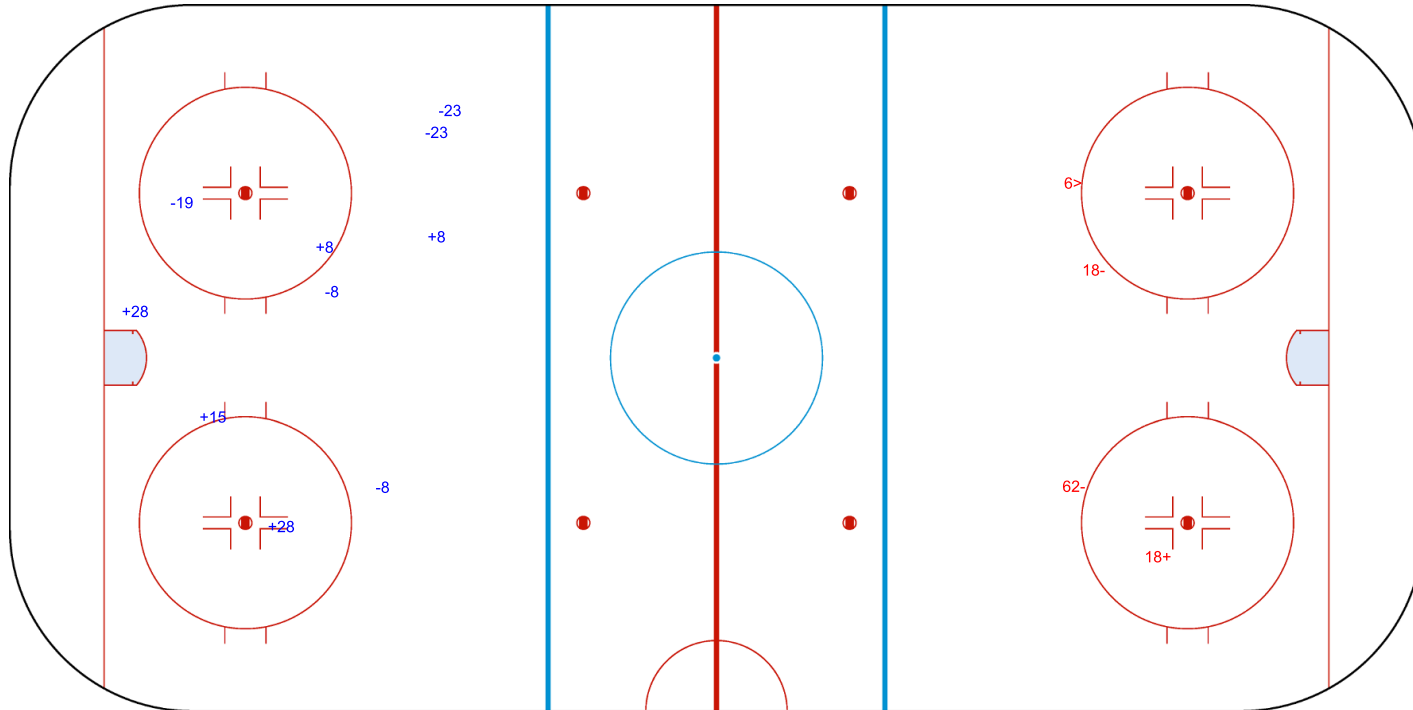


GK 15 of ITA



GK 82 of ITA

ITA → 3rd Period ← CHN



Shots by ITA
Goals (o): 0
SSP (>): 1
SSG (+): 1
SPG (-): 2



GK 1 of CHN

Legend:
GK Goalkeeper **SPG** Shots past goal **SSG** Shots saved by goalkeeper **SSP** Shots saved by player



Face-off Chart
争球表

ITA - CHN

1st PERIOD

	ITA		CHN		ITA		CHN		ITA		CHN		Total wins all zones
	Def. zone	Att. zone	Neutral zone	Neutral zone	Att. zone	Def. zone	Att. zone	Def. zone	Att. zone	Def. zone			
	- 62	+ 8	+ 3	- 8	- 3	+ 8							
	- 14	+ 19	- 27	+ 28	- 3	+ 8							
	- 11	+ 28	- 3	+ 8									
	- 62	+ 19	- 27	+ 28									
	- 10	+ 19	+ 27	- 28									
	- 18	+ 8	+ 11	- 28									
	- 62	+ 28											
	+ 11	- 19											
	- 10	+ 8											
	- 62	+ 8											
	- 62	+ 8											
	- 62	+ 28											
	+ 62	- 19											
	+ 11	- 17											
Total wins / period	3 / 21%	11 / 79%	3 / 50%	3 / 50%	0 / 0%	2 / 100%	6 / 27%	16 / 73%					

2nd PERIOD

	ITA		CHN		ITA		CHN		ITA		CHN		Total wins all zones
	Def. zone	Att. zone	Neutral zone	Neutral zone	Att. zone	Def. zone	Att. zone	Def. zone	Att. zone	Def. zone			
	+ 8	- 28	- 11	+ 8	- 27	+ 8							
	+ 11	- 28	+ 8	- 28	- 11	+ 28							
	+ 27	- 19	- 27	+ 19									
Total wins / period	3 / 100%	0 / 0%	1 / 33%	2 / 67%	0 / 0%	2 / 100%	4 / 50%	4 / 50%					

3rd PERIOD

	ITA		CHN		ITA		CHN		ITA		CHN		Total wins all zones
	Def. zone	Att. zone	Neutral zone	Neutral zone	Att. zone	Def. zone	Att. zone	Def. zone	Att. zone	Def. zone			
	+ 27	- 19	+ 11	- 23	- 11	+ 8							
	+ 27	- 28			- 11	+ 8							
	- 18	+ 19			+ 11	- 8							
	+ 11	- 19			- 27	+ 19							
Total wins / period	3 / 75%	1 / 25%	1 / 100%	0 / 0%	1 / 25%	3 / 75%	5 / 56%	4 / 44%					

TOTAL

	ITA		CHN		ITA		CHN		ITA		CHN		Total wins all zones
	Def. zone	Att. zone	Neutral zone	Neutral zone	Att. zone	Def. zone	Att. zone	Def. zone	Att. zone	Def. zone			
Total wins / game	9 / 43%	12 / 57%	5 / 50%	5 / 50%	1 / 13%	7 / 87%	15 / 38%	24 / 62%					



HEAD TO HEAD

		CHN									
No.	8	17	19	23	28	Tot.	wins ITA	Dz	Nz	Az	
ITA	3	1 - 3				4	1 25%		1 50%	0 0%	
	8				2 - 0	2	2 100%	1 100%	1 100%		
	10	0 - 1		0 - 1		2	0 0%	0 0%			
	11	1 - 3	1 - 0	2 - 0	1 - 0	12	7 58%	4 80%	2 67%	1 25%	
	14			0 - 1		1	0 0%	0 0%			
	18	0 - 1		0 - 1		2	0 0%	0 0%			
	27	0 - 1		2 - 2		2 - 2	9	4 44%	3 100%	1 25%	0 0%
	62	0 - 3		1 - 1		0 - 2	7	1 14%	1 14%		
Tot.	14	1	11	1	12	39	15 38%	9 43%	5 50%	1 13%	
wins CHN	12 86%	0 0%	6 55%	0 0%	6 50%	24 62%					
Dz	5 83%		1 100%		1 100%	7 87%					
Nz	2 67%		1 100%	0 0%	2 40%	5 50%					
Az	5 100%	0 0%	4 44%		3 50%	12 57%					

Legend:

Az Attacking zone **Dz** Defending zone **No.** Jersey number **Nz** Neutral zone **Tot.** Total face-offs played



Line-Ups

阵容

CZE - SVK

Referee

WEBINGER Kevin (CAN)

Goalkeepers

Team: CZE

No.	Name	Gen
1	KUDELA Martin	M
6	VAPENKA Michal	M

Team Line-ups

Team: CZE (Red)

No. Pos.	Name	Gen
11 D	WAGNER Karel	M
19 F	OHAR Alex	M
33 F	HECKO Vaclav +A	M
55 F	VESELY Filip	M
82 F	HABL Zdenek	M
29 D	KUBES Pavel +C	M
67 D	DOLEZAL Pavel	M
18 F	NOVOTNY Miroslav	M
74 F	GEIER Michal	M
92 F	SEDLACEK Patrik	M
75 F	RAUL Jiri	M
77 F	PALAT David	M
96 F	KRUPICKA Zdenek +A	M

Head Coach: NOVOTNY Jakub

NOT DRESSED:

15 D	ZELINKA Radek	M
23 D	FROLIK Jan	M

Linespersons

BEELLEN Louis (NED) , FERGENBAUM Matt (CAN)

Team: SVK

No.	Name	Gen
18	LEPACEK Eduard	M
21	PASTUCHA Miroslav	M

Team: SVK (White)

No. Pos.	Name	Gen
33 D	HLINKA Michal	M
66 D	FERENCIK Slavomir	M
11 F	LIGDA Marian +C	M
30 F	FOJTIK Erik +A	M
45 F	VECEREK Milos	M
10 D	STIT Peter	M
27 D	KASCAK Peter	M
7 F	STASAK Miroslav	M
25 F	JOPPA Martin +A	M
98 F	KORMAN David	M
85 D	KARDOS Miroslav	M
44 F	TURIC Robert	M

Head Coach: BIELECKA Radoslav

Legend:

+A	Assistant Captain	+C	Captain	D	Defender	F	Forward
Gen	Gender	M	Male	No.	Jersey number	Pos.	Position



Graphical Line-ups

阵容图

CZE - SVK

Referee
WEBINGER Kevin (CAN)

Linespersons
BEELEN Louis (NED), FERGENBAUM Matt (CAN)

Team: CZE - Czech Republic (Red)

Head Coach: NOVOTNY Jakub

1 KUDELA Martin		
S1 6 VAPENKA Michal		
S3 82 HABL Zdenek	S2 11 WAGNER Karel	
S5 33 HECKO Vaclav +A	S4 19 OHAR Alex	S6 55 VESELY Filip
29 KUBES Pavel +C		67 DOLEZAL Pavel
74 GEIER Michal	92 SEDLACEK Patrik	18 NOVOTNY Miroslav
77 PALAT David	75 RAUL Jiri	96 KRUPICKA Zdenek +A

Team: SVK - Slovakia (White)

Head Coach: BIELECKA Radoslav

S1 18 LEPACEK Eduard		
21 PASTUCHA Miroslav		
S3 66 FERENCIK Slavomir	S2 33 HLINKA Michal	
S6 45 VECEREK Milos	S4 11 LIGDA Marian +C	S5 30 FOJTIK Erik +A
27 KASCAK Peter		10 STIT Peter
98 KORMAN David	7 STASAK Miroslav	25 JOPPA Martin +A
85 KARDOS Miroslav		
44 TURIC Robert		

Legend:

+A Assistant Captain

+C Captain

Sn

Starting position



Game Summary

比赛总结

CZE - SVK 3 - 0 (1 - 0, 1 - 0, 1 - 0)

Spectators	Referee	Linespersons
	WEBINGER Kevin (CAN)	BEELEN Louis (NED), FERGENBAUM Matt (CAN)

Team Statistics

Period	Score	SVS	SOG	PIM	TPP	PPG	SHG
1	1 : 0	2 : 5	6 : 2	0 : 2	02:00 : 00:00	0 : 0	0 : 0
2	1 : 0	1 : 3	4 : 1	2 : 4	04:00 : 02:00	0 : 0	0 : 0
3	1 : 0	4 : 8	9 : 4	2 : 2	02:00 : 02:00	0 : 0	0 : 0
Total	3 : 0	7 : 16	19 : 7	4 : 8	08:00 : 04:00	0 : 0	0 : 0

1st Period

Action	Time	ET/Res	Team	Type	No.	Name	(G) Name of Assistant(s) / Action Description
GK	00:00		CZE		6	VAPENKA M	- Goalkeeper in
GK	00:00		SVK		18	LEPACEK E	- Goalkeeper in
Goal	01:23	1 : 0	CZE	EQ	96	KRUPICKA Z	(2) 92 SEDLACEK P On Ice CZE 6 11 74 82 92 96 74 GEIER M SVK 18 7 25 30 33 66
Penalty	08:02	10:02	SVK	2 min.	98	KORMAN D	- Interference

2nd Period

Action	Time	ET/Res	Team	Type	No.	Name	(G) Name of Assistant(s) / Action Description
Penalty	19:40	21:40	SVK	2 min.	30	FOJTIK E	- Holding an opponent
Penalty	22:04	24:04	CZE	2 min.	19	OHAR A	- Teeing
Goal	25:00	2 : 0	CZE	EQ	29	KUBES P	(2) 77 PALAT D On Ice CZE 6 19 29 67 77 96 19 OHAR A SVK 18 10 25 30 45 66
Penalty	26:38	28:38	SVK	2 min.	30	FOJTIK E	- Interference

3rd Period

Action	Time	ET/Res	Team	Type	No.	Name	(G) Name of Assistant(s) / Action Description
Penalty	33:25	35:25	SVK	2 min.	27	KASCAK P	- Roughing
Goal	39:19	3 : 0	CZE	EQ	74	GEIER M	(2) 67 DOLEZAL P On Ice CZE 6 18 29 67 74 92 92 SEDLACEK P SVK 18 11 30 33 45 66
Penalty	39:58	41:58	CZE	2 min.	33	HECKO V	- Interference
GK	45:00		CZE				6 VAPENKA M - Goalkeeper out
GK	45:00		SVK				18 LEPACEK E - Goalkeeper out

Goalkeeper Records

Team : CZE - Czech Republic

No.	Name	SOG	SVS	MIP
6	VAPENKA Michal	7	7	45:00
1	KUDELA Martin			

Team : SVK - Slovakia

No.	Name	SOG	SVS	MIP
18	LEPACEK Eduard	19	16	45:00
21	PASTUCHA Miroslav			

Game Statistics

Team : CZE (Red)											Shots on Goal				Time on Ice								
No.	Pos.	Name	Gen	G	A	P	PIM	FO+	FO-	FO+/-	FO%	1	2	3	OTTS	+/-	1	2	3	OT	TOT	SHF	AVG
11	D	WAGNER Karel	M	0	0	0	0	0	0	0	0.00	1	0	0	1	+1	6:14	7:48	7:24		21:26	27	0:47
19	F	OHAR Alex	M	0	1	1	2	9	4	5	69.23	0	0	0	0	+1	7:29	5:03	5:59		18:31	17	1:05
33	F	HECKO Vaclav +A	M	0	0	0	2	1	0	1	100.00	0	0	1	1	0	5:34	5:08	5:25		16:07	17	0:56
55	F	VESELY Filip	M	0	0	0	0	0	0	0	0.00	1	0	1	2	0	6:16	5:08	5:23		16:47	16	1:02
82	F	HABL Zdenek	M	0	0	0	0	0	0	0	0.00	0	2	0	2	+1	6:52	7:13	7:31		21:36	24	0:54
18	F	NOVOTNY Miroslav	M	0	0	0	0	0	0	0	0.00	1	0	2	3	+1	4:28	5:49	2:58		13:15	14	0:56
29	D	KUBES Pavel +C	M	1	0	1	0	0	0	0	0.00	0	1	1	2	+2	8:56	7:09	7:32		23:37	26	0:54
67	D	DOLEZAL Pavel	M	0	1	1	0	0	0	0	0.00	0	0	0	0	+2	7:43	7:43	7:21		22:47	27	0:50
74	F	GEIER Michal	M	1	1	2	0	0	1	-1	0.00	1	0	2	3	+2	5:23	6:15	4:29		16:07	15	1:04
92	F	SEDLACEK Patrik	M	0	2	2	0	6	6	0	50.00	0	0	0	0	+2	2:54	4:32	4:38		12:04	13	0:55



Head Coach : NOVOTNY Jakub											Shots on Goal				Time on Ice										
No.	Pos.	Name	Gen	G	A	P	PIM	FO+	FO-	FO+/-	FO%	1	2	3	OT	TTS	+/-	1	2	3	OT	TOT	SHF	AVG	
75	F	RAUL Jiri	M	0	0	0	0	6	6	0	50.00	0	0	0	0	0	0	4:32	3:20	3:42		11:34	13	0:53	
77	F	PALAT David	M	0	1	1	0	0	1	-1	0.00	1	0	1	2	2	+1	4:00	3:36	4:49		12:25	17	0:43	
96	F	KRUPICKA Zdenek +A	M	1	0	1	0	0	0	0	0.00	1	1	1	3	3	+2	4:08	4:01	5:24		13:33	16	0:50	
1	GK	KUDELA Martin	M	0	0	0	0					0	0	0	0	0									
6	GK	VAPENKA Michal	M	0	0	0	0					0	0	0	0	0									
Total				3	6	9	4	22	18	4	55.00	6	4	9	19										

Team : SVK (White)

Head Coach : BIELECKA Radoslav											Shots on Goal				Time on Ice										
No.	Pos.	Name	Gen	G	A	P	PIM	FO+	FO-	FO+/-	FO%	1	2	3	OT	TTS	+/-	1	2	3	OT	TOT	SHF	AVG	
11	F	LIGDA Marian +C	M	0	0	0	0	13	13	0	50.00	0	0	2	2	2	-1	8:45	7:53	8:00		24:38	22	1:07	
30	F	FOJTIK Erik +A	M	0	0	0	4	0	0	0	0.00	0	0	0	0	0	-3	7:57	7:14	7:07		22:18	21	1:03	
33	D	HLINKA Michal	M	0	0	0	0	0	0	0	0.00	0	0	1	1	1	-2	5:58	1:39	4:51		12:28	14	0:53	
45	F	VECEREK Milos	M	0	0	0	0	0	0	0	0.00	1	0	0	1	1	-2	7:23	7:06	7:16		21:45	20	1:05	
66	D	FERENCIK Slavomir	M	0	0	0	0	0	0	0	0.00	0	0	0	0	0	-3	7:53	6:46	7:27		22:06	22	1:00	
7	F	STASAK Miroslav	M	0	0	0	0	5	5	0	50.00	0	0	0	0	0	-1	6:06	7:48	7:37		21:31	21	1:01	
10	D	STIT Peter	M	0	0	0	0	0	0	0	0.00	0	0	0	0	0	-1	6:23	6:48	7:22		20:33	20	1:01	
25	F	JOPPA Martin +A	M	0	0	0	0	0	4	-4	0.00	0	0	1	1	1	-2	7:39	9:29	8:22		25:30	24	1:03	
27	D	KASCAK Peter	M	0	0	0	2	0	0	0	0.00	0	0	0	0	0	0	7:47	6:44	7:00		21:31	19	1:07	
98	F	KORMAN David	M	0	0	0	2	0	0	0	0.00	1	1	0	2	2	0	6:42	7:20	7:43		21:45	18	1:12	
44	F	TURIC Robert	M	0	0	0	0	0	0	0	0.00	0	0	0	0	0	0	0:00	0:00	0:00		0:00	0	0:00	
85	D	KARDOS Miroslav	M	0	0	0	0	0	0	0	0.00	0	0	0	0	0	0	0:00	1:49	0:00		1:49	3	0:36	
18	GK	LEPACEK Eduard	M	0	0	0	0					0	0	0	0	0									
21	GK	PASTUCHA Miroslav	M	0	0	0	0					0	0	0	0	0									
Total				0	0	0	8	18	22	-4	45.00	2	1	4	7										

Group B

R	Team	GP	W	OTW	OTL	L	GDF	GF : GA	PTS
1	CHN	3	3	0	0	0	+16	18 : 2	9
2	CZE	3	2	0	0	1	+5	10 : 5	6
3	ITA	3	0	1	0	2	-10	2 : 12	2
4	SVK	3	0	0	1	2	-11	1 : 12	1

	CHN	CZE	ITA	SVK
CHN	*****	5:2	6:0	7:0
CZE	2:5	*****	5:0	3:0
ITA	0:6	0:5	*****	2:1
SVK	0:7	0:3	1:2	*****

Legend:			
(G)	Goals in tournament	+/-	Plus/minus net
A	Assists	AVG	Average time on ice / shift
ET/Res	Penalty end time/Result of game	F	Forward
FO-	Face-offs lost	FO+/-	Face-offs net
GDF	Goal difference	Gen	Gender
GP	Games played	L	Losses
No.	Jersey number	OT	Overtime
P	Points	PIM	Penalties in minutes
PTS	Points	R	Rank
SOG	Shots on goal	SVS	Saves
TS	Total shots	W	Wins
		+A	Assistant Captain
		D	Defender
		FO%	Face-offs won as percentage
		G	Goals
		GF	Goals for
		M	Male
		OTL	Overtime losses
		Pos.	Position
		SHF	Number of shifts
		TOT	Total
		+C	Captain
		EQ	Equal strength
		FO+	Face-offs won
		GA	Goals against
		GK	Goalkeeper
		MIP	Minutes in play (GK)
		OTW	Overtime wins
		PPG	Power play goals
		SHG	Shorthanded goals
		TPP	Time on power play




Shot Chart
射门表

CZE - SVK

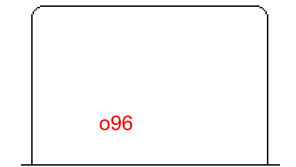


Shots by SVK
Goals (o): 0
SSP (<): 1

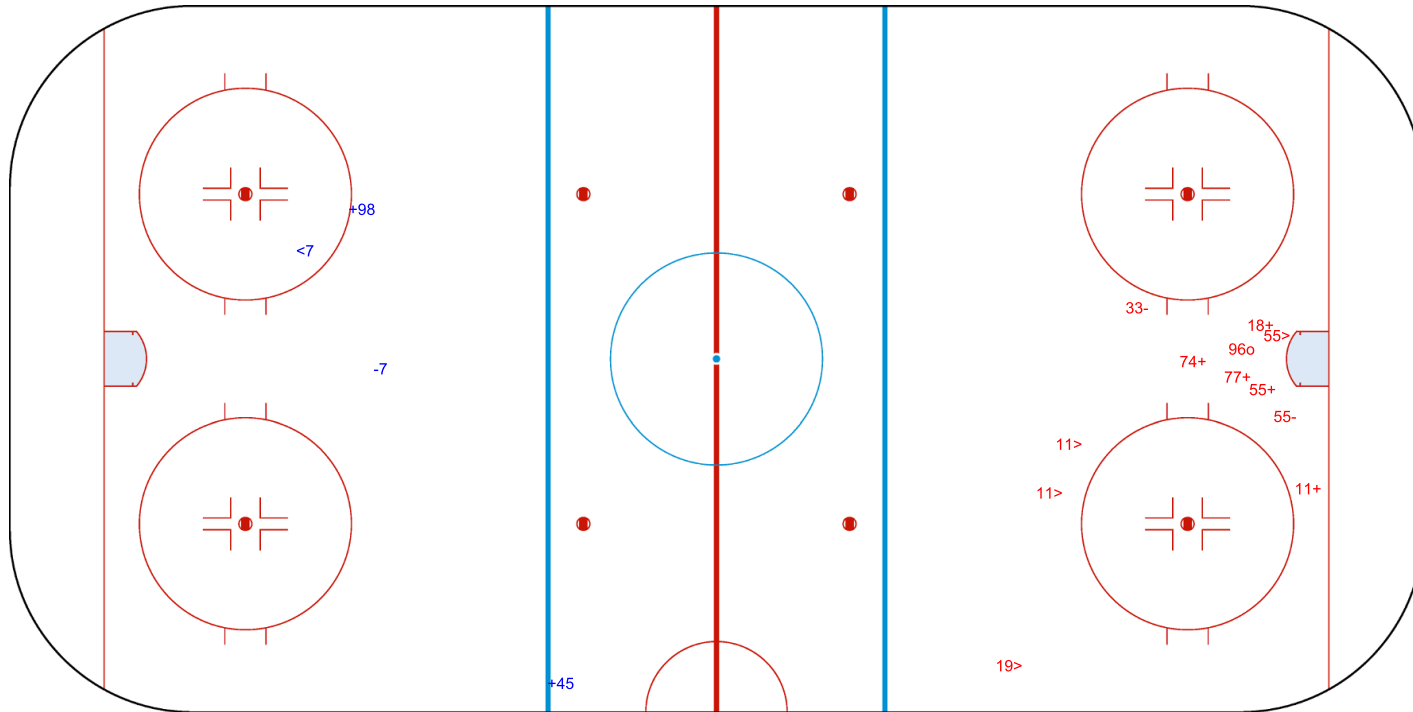


GK 6 of CZE

Shots by CZE
Goals (o): 1
SSP (>): 4



GK 18 of SVK





Shots by CZE
Goals (o): 1
SSP (<): 5
SSG (+): 3
SPG (-): 1



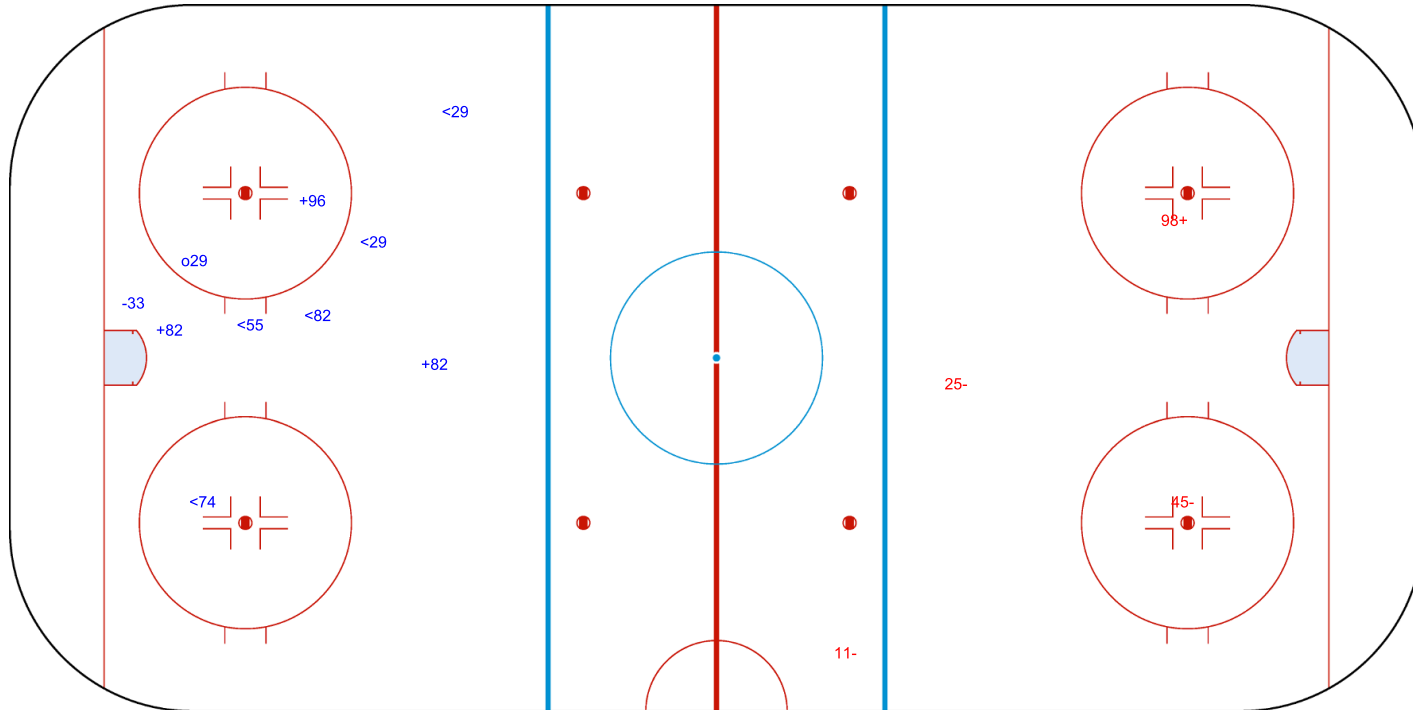
GK 18 of SVK

SVK → 2nd Period ← CZE

Shots by SVK
Goals (o): 0
SSP (>): 0
SSG (+): 1
SPG (-): 3



GK 6 of CZE



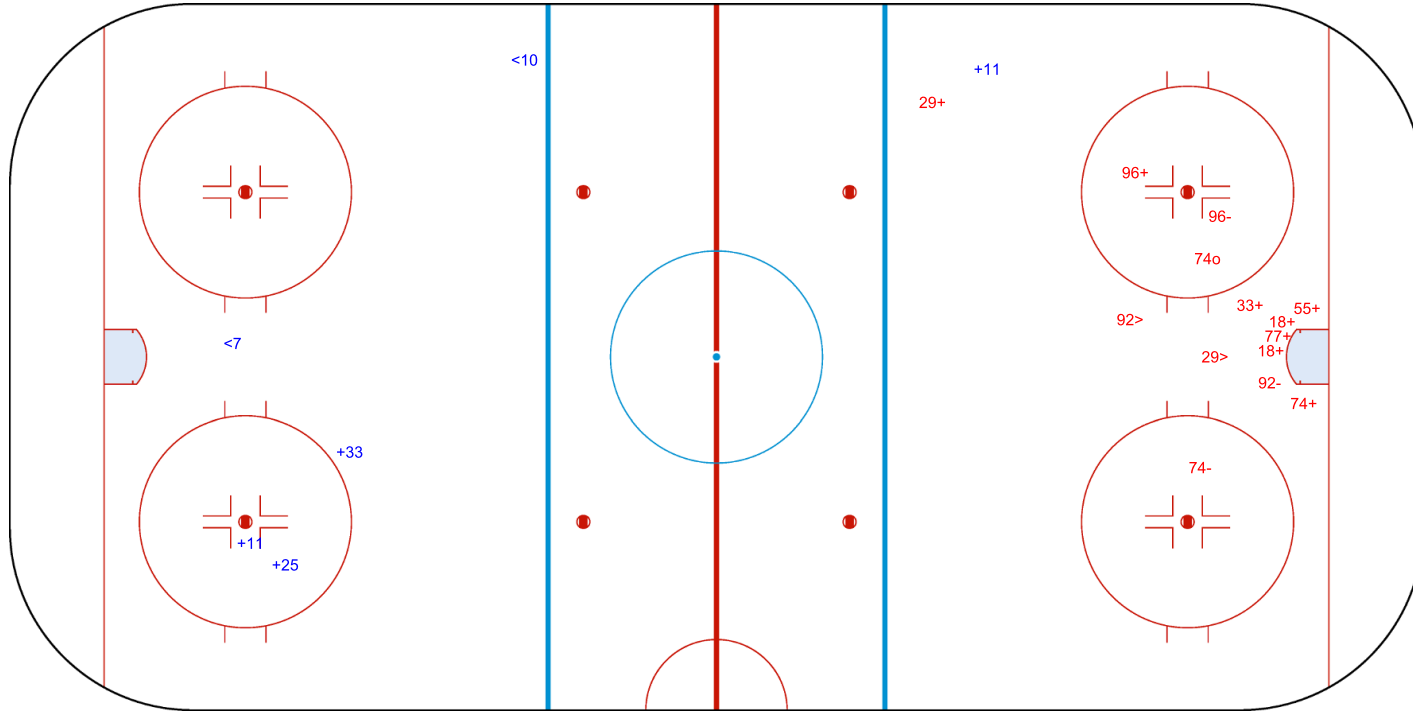


Shots by SVK
Goals (o): 0
SSP (<): 2
SSG (+): 4
SPG (-): 0




GK 6 of CZE

CZE → 3rd Period ← SVK



Shots by CZE
Goals (o): 1
SSP (>): 2
SSG (+): 8
SPG (-): 3



GK 18 of SVK

Legend:	
GK	Goalkeeper
SPG	Shots past goal
SSG	Shots saved by goalkeeper
SSP	Shots saved by player



Face-off Chart
争球表
CZE - SVK

1st PERIOD

	CZE		SVK		CZE		SVK		CZE		SVK		Total wins all zones
	Def. zone	Att. zone	Neutral zone	Neutral zone	Att. zone	Def. zone	Att. zone	Def. zone	Att. zone	Def. zone	CZE	SVK	
			+ 19	- 11	- 92	+ 11							
			- 75	+ 11	+ 75	- 11							
			+ 75	- 7	+ 19	- 11							
			- 19	+ 11									
Total wins / period			2 / 50%	2 / 50%	2 / 67%	1 / 33%					4 / 57%	3 / 43%	

2nd PERIOD

	CZE		SVK		CZE		SVK		CZE		SVK		Total wins all zones
	Def. zone	Att. zone	Neutral zone	Neutral zone	Att. zone	Def. zone	Att. zone	Def. zone	Att. zone	Def. zone	CZE	SVK	
	+ 92	- 11	+ 19	- 11	+ 92	- 25							
	+ 33	- 11	- 92	+ 7	- 74	+ 11							
	- 19	+ 7	+ 75	- 11	- 92	+ 11							
			- 75	+ 11	+ 19	- 25							
			+ 75	- 7	+ 92	- 11							
			+ 19	- 7									
Total wins / period	2 / 67%	1 / 33%	4 / 67%	2 / 33%	3 / 60%	2 / 40%					9 / 64%	5 / 36%	

3rd PERIOD

	CZE		SVK		CZE		SVK		CZE		SVK		Total wins all zones
	Def. zone	Att. zone	Neutral zone	Neutral zone	Att. zone	Def. zone	Att. zone	Def. zone	Att. zone	Def. zone	CZE	SVK	
	+ 19	- 25	- 19	+ 11	- 75	+ 11							
	- 77	+ 11	+ 92	- 25	- 75	+ 11							
	+ 75	- 11	- 92	+ 11	+ 19	- 7							
	- 75	+ 7	- 75	+ 7	- 19	+ 7							
	+ 92	- 11	+ 75	- 11	- 92	+ 11							
	+ 19	- 11			+ 19	- 11							
	- 92	+ 11			+ 92	- 7							
Total wins / period	4 / 57%	3 / 43%	2 / 40%	3 / 60%	3 / 43%	4 / 57%					9 / 47%	10 / 53%	

TOTAL

	CZE		SVK		CZE		SVK		CZE		SVK		Total wins all zones
	Def. zone	Att. zone	Neutral zone	Neutral zone	Att. zone	Def. zone	Att. zone	Def. zone	Att. zone	Def. zone	CZE	SVK	
Total wins / game	6 / 60%	4 / 40%	8 / 53%	7 / 47%	8 / 53%	7 / 47%					22 / 55%	18 / 45%	



HEAD TO HEAD

		SVK							
No.	7	11	25	Tot.	wins CZE	Dz	Nz	Az	
CZE	19	2 - 2	5 - 2	2 - 0	13	9 69%	2 67%	3 60%	4 80%
	33		1 - 0		1	1 100%	1 100%		
	74		0 - 1		1	0 0%			0 0%
	75	2 - 2	4 - 4		12	6 50%	1 50%	4 57%	1 33%
	77		0 - 1		1	0 0%	0 0%		
	92	1 - 1	3 - 5	2 - 0	12	6 50%	2 67%	1 33%	3 50%
Tot.	10	26	4	40	22 55%	6 60%	8 53%	8 53%	
wins SVK	5 50%	13 50%	0 0%	18 45%					
Dz	1 33%	6 60%	0 0%	7 47%					
Nz	2 40%	5 56%	0 0%	7 47%					
Az	2 100%	2 29%	0 0%	4 40%					

Legend:

Az Attacking zone **Dz** Defending zone **No.** Jersey number **Nz** Neutral zone **Tot.** Total face-offs played

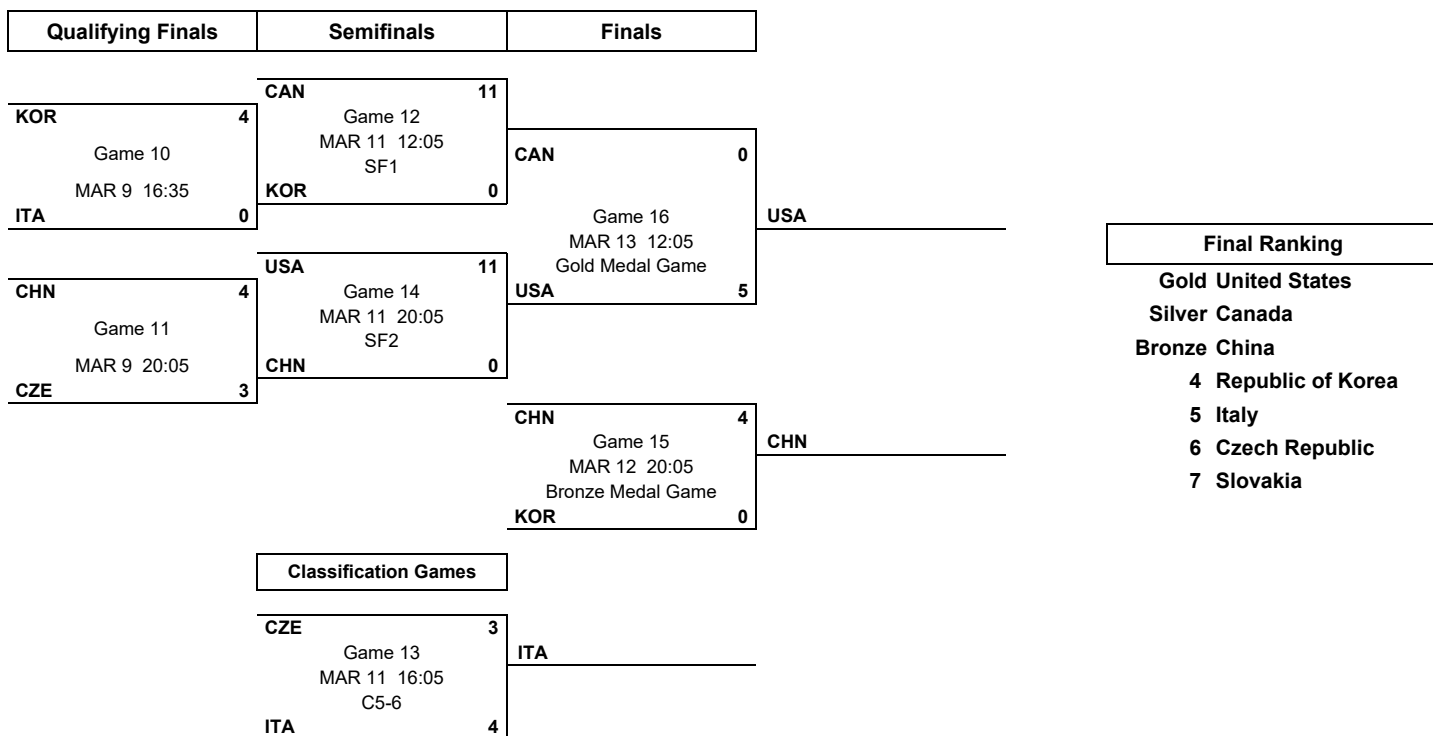


Tournament Progress

赛事进程

As of SUN 13 MAR 2022

Game Round	Date	Time	Teams	Results	1	2	3	OT	PSS
10 QF1	WED 9 MAR	16:35	KOR - ITA	4 - 0	1 - 0	1 - 0	2 - 0		
11 QF2	WED 9 MAR	20:05	CHN - CZE	4 - 3	1 - 1	1 - 0	2 - 2		
12 SF1	FRI 11 MAR	12:05	CAN - KOR	11 - 0	3 - 0	4 - 0	4 - 0		
13 C5-6	FRI 11 MAR	16:05	CZE - ITA	3 - 4	0 - 0	1 - 1	2 - 2	0 - 1	
14 SF2	FRI 11 MAR	20:05	USA - CHN	11 - 0	4 - 0	5 - 0	2 - 0		
15 BMG	SAT 12 MAR	20:05	CHN - KOR	4 - 0	1 - 0	1 - 0	2 - 0		
16 GMG	SUN 13 MAR	12:05	USA - CAN	5 - 0	2 - 0	2 - 0	1 - 0		



Legend:

1	1st period	2	2nd period	3	3rd period	BMG	Bronze Medal Game
GMG	Gold Medal Game	OT	Overtime	PSS	Penalty-Shot Shootout	QF	Qualifying Finals
SF	Semifinals						



Line-Ups

阵容

KOR - ITA

Referee

ESPOSITO Bobby (USA)

Linespersons

FERGENBAUM Matt (CAN) , LUNDEN Andreas (SWE)

Goalkeepers

Team: KOR

No.	Name	Gen
32	LEE Jae Woong	M
39	CHOI Hyuk Jun	M

Team: ITA

No.	Name	Gen
15	ARAUDO Gabriele	M
82	KASSLATTER Julian	M

Team Line-ups

Team: KOR (Blue)

No.	Pos.	Name	Gen
10	D	CHO Young Jae +A	M
20	D	JANG Dong Shin	M
9	F	CHOI Si Woo	M
14	F	JUNG Seung Hwan	M
28	F	LEE Jong Kyung	M
7	D	CHOI Kwang Hyouk	M
12	D	KIM Young Sung	M
3	F	RYU Jee Hyun	M
27	F	CHO Byeong Seok +A	M
55	F	JANG Jong Ho +C	M
11	F	CHOI Bae Suk	M
51	F	KIM Sang Lak	M
88	F	PARK Sang Hyeon	M

Head Coach: HAN Min Su

NOT DRESSED:

1	F	LEE Jun Yong	M
31	D	YU Man Gyun	M

Team: ITA (White)

No.	Pos.	Name	Gen
2	D	ENDERLE Alex	M
3	D	ROSA Gianluigi	M
6	D	CAVALIERE Gian Luca +C	M
11	F	LARCH Nils	M
62	F	DEPAOLI Christoph +A	M
14	D	BALOSSETTI Bruno	M
18	D	MACRI Andrea +A	M
8	F	RADICE Roberto	M
10	F	KAFMANN Stephan	M
27	F	ANDREONI Alessandro	M
84	D	KERSCHBAUMER Stefan	M
4	F	REMOTTI MARNINI Matteo	M
25	F	TORELLA Francesco	M

Head Coach: da RIN de LORENZO Massimo

NOT DRESSED:

1	D	STILLITANO Santino	M
34	F	LANZA Gabriele	M

Legend:

+A	Assistant Captain	+C	Captain	D	Defender	F	Forward
Gen	Gender	M	Male	No.	Jersey number	Pos.	Position



Graphical Line-ups

阵容图

KOR - ITA

Referee
ESPOSITO Bobby (USA)

Linespersons
FERGENBAUM Matt (CAN) , LUNDEN Andreas (SWE)

Team: KOR - Republic of Korea (Blue)

Head Coach: HAN Min Su

S1 32 LEE Jae Woong		
39 CHOI Hyuk Jun		
S2 10 CHO Young Jae +A	S3 20 JANG Dong Shin	
S4 9 CHOI Si Woo	S6 28 LEE Jong Kyung	S5 14 JUNG Seung Hwan
12 KIM Young Sung		7 CHOI Kwang Hyouk
3 RYU Jee Hyun	55 JANG Jong Ho +C	27 CHO Byeong Seok +A
51 KIM Sang Lak	88 PARK Sang Hyeon	11 CHOI Bae Suk

Team: ITA - Italy (White)

Head Coach: da RIN de LORENZO Massimo

S1 15 ARAUDO Gabriele		
82 KASSLATTER Julian		
S3 6 CAVALIERE Gian Luca +C	S2 2 ENDERLE Alex	
S6 62 DEPAOLI Christoph +A	S4 3 ROSA Gianluigi	S5 11 LARCH Nils
18 MACRI Andrea +A		14 BALOSSETTI Bruno
8 RADICE Roberto	27 ANDREONI Alessandro	10 KAFMANN Stephan
84 KERSCHBAUMER Stefan		
25 TORELLA Francesco	4 REMOTTI MARNINI Matteo	

Legend:

+A Assistant Captain

+C Captain

Sn Starting position



Game Summary
比赛总结

REVISED
9 MAR 18:27

KOR - ITA 4 - 0 (1 - 0 , 1 - 0 , 2 - 0)

Spectators	Referee	Linespersons
1206	ESPOSITO Bobby (USA)	FERGENBAUM Matt (CAN) , LUNDEN Andreas (SWE)

Team Statistics

Period	Score	SVS	SOG	PIM	TPP	PPG	SHG
1	1 : 0	3 : 6	7 : 3	4 : 6	04:06 : 02:42	0 : 0	0 : 0
2	1 : 0	7 : 6	7 : 7	2 : 6	05:36 : 02:00	0 : 0	0 : 0
3	2 : 0	5 : 1	3 : 5	4 : 0	00:24 : 04:00	0 : 0	0 : 0
Total	4 : 0	15 : 13	17 : 15	10 : 12	10:06 : 08:42	0 : 0	0 : 0

1st Period

Action	Time	ET/Res	Team	Type	No.	Name	(G) Name of Assistant(s) / Action Description
GK	00:00		ITA		15	ARAUDO G	- Goalkeeper in
GK	00:00		KOR		32	LEE JW	- Goalkeeper in
Penalty	02:06	04:06	KOR	2 min.	12	KIM YS	- Holding an opponent
Penalty	02:59	04:59	ITA	2 min.	62	DEPAOLI C	- Teeing
Goal	03:30	1 : 0	KOR	EQ	20	JANG DS	(1) On Ice KOR 32 3 20 27 55 ITA 15 2 6 10 27
Penalty	07:31	09:31	ITA	2 min.	11	LARCH N	- Holding an opponent
Penalty	08:55	10:55	ITA	2 min.	3	ROSA G	- Holding an opponent
Penalty	10:44	12:44	KOR	2 min.	55	JANG JH	- Teeing

2nd Period

Action	Time	ET/Res	Team	Type	No.	Name	(G) Name of Assistant(s) / Action Description
GK	15:00		KOR		39	CHOI HJ	- Goalkeeper in 32 LEE JW - Goalkeeper out
Penalty	17:35	19:35	ITA	2 min.	2	ENDERLE A	- Holding an opponent
Penalty	21:37	23:37	KOR	2 min.	9	CHOI SW	- Teeing
Goal	25:53	2 : 0	KOR	EQ	14	JUNG SH	(2) 20 JANG DS On Ice KOR 39 9 10 14 20 28 28 LEE JK ITA 15 2 6 10 11 62
Penalty	26:06	28:06	ITA	2 min.	84	KERSCHBAUMER S	- Tripping
Penalty	28:24	30:24	ITA	2 min.	11	LARCH N	- Teeing

3rd Period

Action	Time	ET/Res	Team	Type	No.	Name	(G) Name of Assistant(s) / Action Description
Goal	30:25	3 : 0	KOR	EQ	28	LEE JK	(1) 14 JUNG SH On Ice KOR 39 9 10 14 20 28 ITA 15 3 6 11 18 62
Penalty	31:32	33:32	KOR	2 min.	88	PARK SH	- Teeing
Penalty	34:40	36:40	KOR	2 min.	-	Team penalty	- Too Many Players / Served by: 9 CHOI SW
Time-out	40:14		ITA				
GK	40:14		ITA				15 ARAUDO G - Goalkeeper out
GK	41:42		ITA		15	ARAUDO G	- Goalkeeper in
GK	42:29		ITA				15 ARAUDO G - Goalkeeper out
Goal	42:38	4 : 0	KOR	EQ	20	JANG DS	(2) 55 JANG JH On Ice KOR 39 3 10 20 27 55 ITA 2 3 10 11 18 62
GK	42:38		ITA		15	ARAUDO G	- Goalkeeper in
GK	45:00		KOR				39 CHOI HJ - Goalkeeper out
GK	45:00		ITA				15 ARAUDO G - Goalkeeper out

Goalkeeper Records

Team : KOR - Republic of Korea

No.	Name	SOG	SVS	MIP
39	CHOI Hyuk Jun	12	12	30:00
32	LEE Jae Woong	3	3	15:00

Team : ITA - Italy

No.	Name	SOG	SVS	MIP
15	ARAUDO Gabriele	16	13	43:23
82	KASSLATTER Julian			

Game Statistics

Team : KOR (Blue)



Head Coach : HAN Min Su											Shots on Goal				Time on Ice								
No.	Pos.	Name	Gen	G	A	P	PIM	FO+	FO-	FO+/-	FO%	1	2	3	OTTS	+/-	1	2	3	OT	TOT	SHF	AVG
9	F	CHOI Si Woo	M	0	0	0	2	0	0	0	0.00	0	0	0	0	+2	9:19	8:43	5:58		24:00	22	1:05
10	D	CHO Young Jae +A	M	0	0	0	0	0	0	0	0.00	0	1	0	1	+3	7:33	9:18	6:33		23:24	19	1:13
14	F	JUNG Seung Hwan	M	1	1	2	0	0	0	0	0.00	1	2	0	3	+2	9:02	10:17	5:58		25:17	18	1:24
20	D	JANG Dong Shin	M	2	1	3	0	0	0	0	0.00	2	1	1	4	+4	6:06	8:20	6:58		21:24	18	1:11
28	F	LEE Jong Kyung	M	1	1	2	0	15	11	4	57.69	0	0	1	1	+2	9:04	9:28	6:32		25:04	18	1:23
3	F	RYU Jee Hyun	M	0	0	0	0	0	1	-1	0.00	1	0	1	2	+2	5:56	4:06	3:35		13:37	15	0:54
7	D	CHOI Kwang Hyouk	M	0	0	0	0	0	0	0	0.00	0	0	0	0	0	4:58	0:00	2:52		7:50	9	0:52
12	D	KIM Young Sung	M	0	0	0	2	0	0	0	0.00	1	1	0	2	0	7:16	6:24	8:01		21:41	19	1:08
27	F	CHO Byeong Seok +A	M	0	0	0	0	1	1	0	50.00	2	1	0	3	+2	5:33	5:50	6:21		17:44	16	1:06
55	F	JANG Jong Ho +C	M	0	1	1	2	12	5	7	70.59	0	1	0	1	+2	6:13	3:55	6:19		16:27	17	0:58
11	F	CHOI Bae Suk	M	0	0	0	0	0	0	0	0.00	0	0	0	0	0	0:00	1:40	3:27		5:07	4	1:16
51	F	KIM Sang Lak	M	0	0	0	0	0	0	0	0.00	0	0	0	0	0	0:00	0:00	2:32		2:32	2	1:16
88	F	PARK Sang Hyeon	M	0	0	0	2	2	1	1	66.67	0	0	0	0	0	0:00	4:48	5:40		10:28	9	1:09
32	GK	LEE Jae Woong	M	0	0	0	0					0	0	0	0								
39	GK	CHOI Hyuk Jun	M	0	0	0	0					0	0	0	0								
Total				4	4	8	8	30	19	11	61.22	7	7	3	17								

Team : ITA (White)

Head Coach : da RIN de LORENZO Massimo											Shots on Goal				Time on Ice								
No.	Pos.	Name	Gen	G	A	P	PIM	FO+	FO-	FO+/-	FO%	1	2	3	OTTS	+/-	1	2	3	OT	TOT	SHF	AVG
2	D	ENDERLE Alex	M	0	0	0	2	0	0	0	0.00	1	0	1	2	-3	6:31	6:28	10:45		23:44	18	1:19
3	D	ROSA Gianluigi	M	0	0	0	2	13	11	2	54.17	0	0	2	2	-2	8:17	11:12	10:17		29:46	14	2:07
6	D	CAVALIERE Gian Luca +C	M	0	0	0	0	0	0	0	0.00	1	0	0	1	-3	8:59	6:45	6:09		21:53	16	1:22
11	F	LARCH Nils	M	0	0	0	4	2	9	-7	18.18	0	2	0	2	-3	7:56	8:10	9:52		25:58	17	1:31
62	F	DEPAOLI Christoph +A	M	0	0	0	2	1	0	1	100.00	1	2	0	3	-3	8:51	9:37	9:42		28:10	15	1:52
8	F	RADICE Roberto	M	0	0	0	0	0	0	0	0.00	0	0	0	0	0	2:08	0:40	1:00		3:48	4	0:57
10	F	KAFMANN Stephan	M	0	0	0	0	0	2	-2	0.00	0	1	0	1	-3	5:23	6:35	7:19		19:17	16	1:12
14	D	BALOSSETTI Bruno	M	0	0	0	0	0	0	0	0.00	0	0	0	0	0	0:37	0:53	0:00		1:30	2	0:45
18	D	MACRI Andrea +A	M	0	0	0	0	0	0	0	0.00	0	1	1	2	-2	9:26	10:26	10:18		30:10	16	1:53
27	F	ANDREONI Alessandro	M	0	0	0	0	3	6	-3	33.33	0	0	1	1	-1	3:43	5:12	5:16		14:11	12	1:10
4	F	REMOTTI MARNINI Matteo	M	0	0	0	0	0	1	-1	0.00	0	1	0	1	0	3:33	1:49	2:53		8:15	9	0:55
25	F	TORELLA Francesco	M	0	0	0	0	0	1	-1	0.00	0	0	0	0	0	1:54	1:09	0:52		3:55	4	0:58
84	D	KERSCHBAUMER Stefan	M	0	0	0	2	0	0	0	0.00	0	0	0	0	0	1:30	0:18	1:43		3:31	4	0:52
15	GK	ARAUDO Gabriele	M	0	0	0	0					0	0	0	0								
82	GK	KASSLATTER Julian	M	0	0	0	0					0	0	0	0								
Total				0	0	0	12	19	30	-11	38.78	3	7	5	15								

Legend:

(G) Goals in tournament	+/- Plus/minus net	+A Assistant Captain	+C Captain
A Assists	AVG Average time on ice / shift	D Defender	ENG Empty net goal
EQ Equal strength	ET/Res Penalty end time/Result of game	F Forward	FO% Face-offs won as percentage
FO+ Face-offs won	FO- Face-offs lost	FO+/- Face-offs net	G Goals
Gen Gender	GK Goalkeeper	M Male	MIP Minutes in play (GK)
No. Jersey number	OT Overtime	P Points	PIM Penalties in minutes
Pos. Position	PPG Power play goals	SHF Number of shifts	SHG Shorthanded goals
SOG Shots on goal	SVS Saves	TOT Total	TPP Time on power play
TS Total shots			

REVISED Revised to add spectators



Shot Chart
射门表


KOR - ITA



1st Period




Shots by ITA
Goals (o): 0
SSP (<): 2
SSG (+): 3
SPG (-): 1

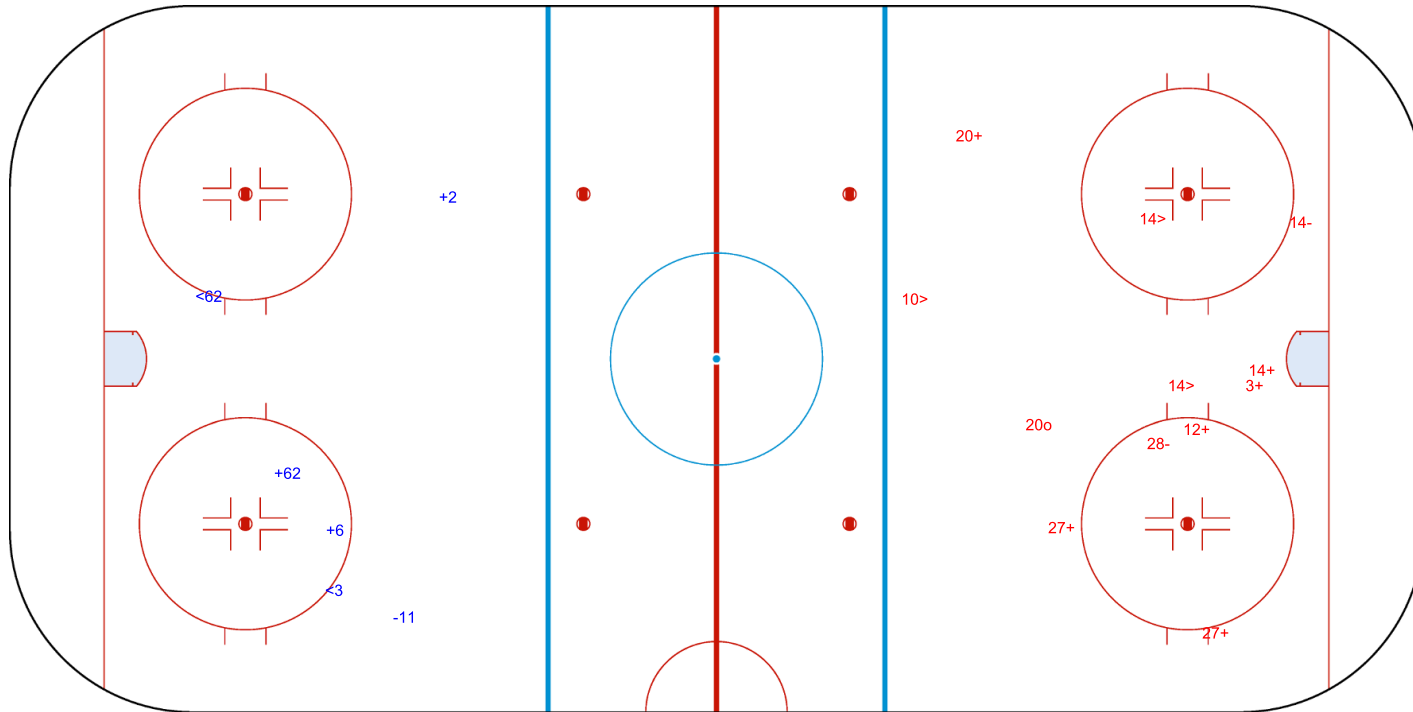


GK 32 of KOR

Shots by KOR
Goals (o): 1
SSP (>): 3
SSG (+): 6
SPG (-): 2



GK 15 of ITA





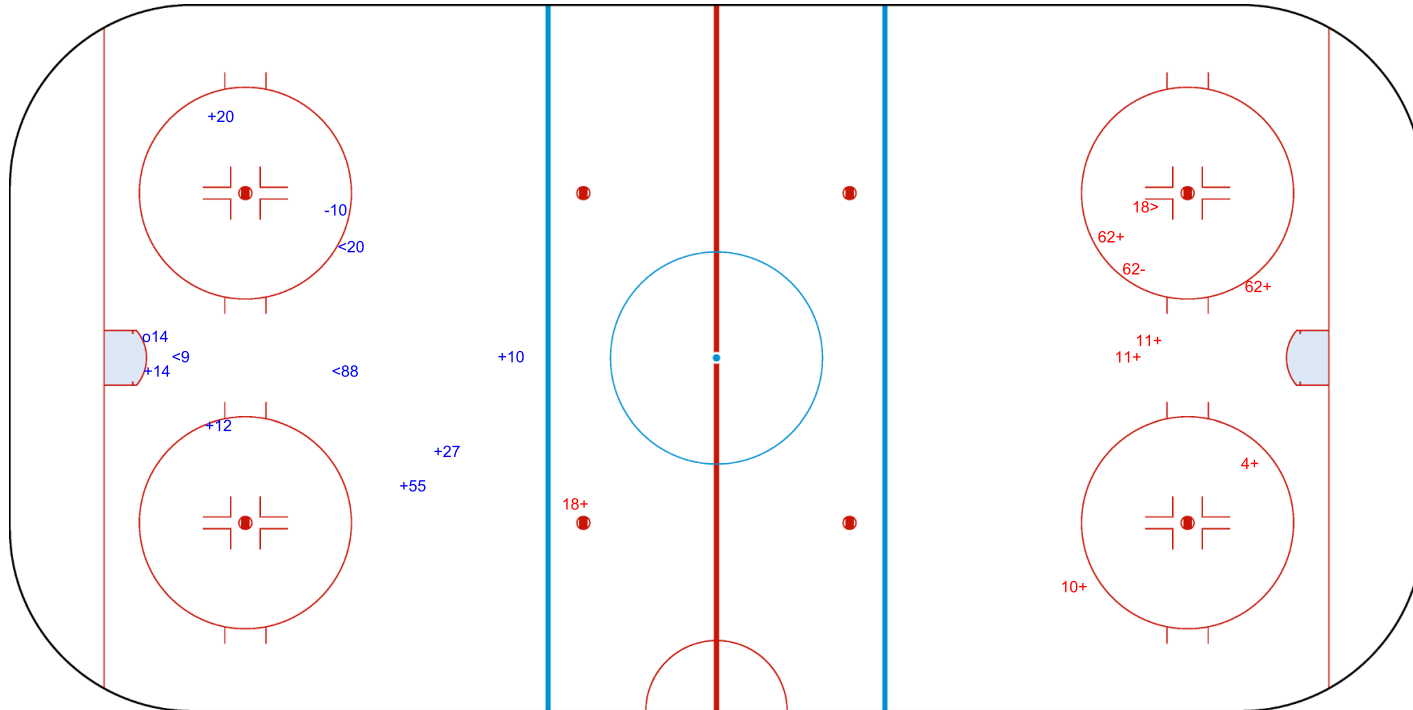
Shots by KOR

Goals (o): 1 SSG (+): 6
SSP (<): 3 SPG (-): 1



GK 15 of ITA

ITA → 2nd Period ← KOR




Shots by ITA

Goals (o): 0 SSG (+): 7
SSP (>): 1 SPG (-): 1



GK 32 of KOR



GK 39 of KOR

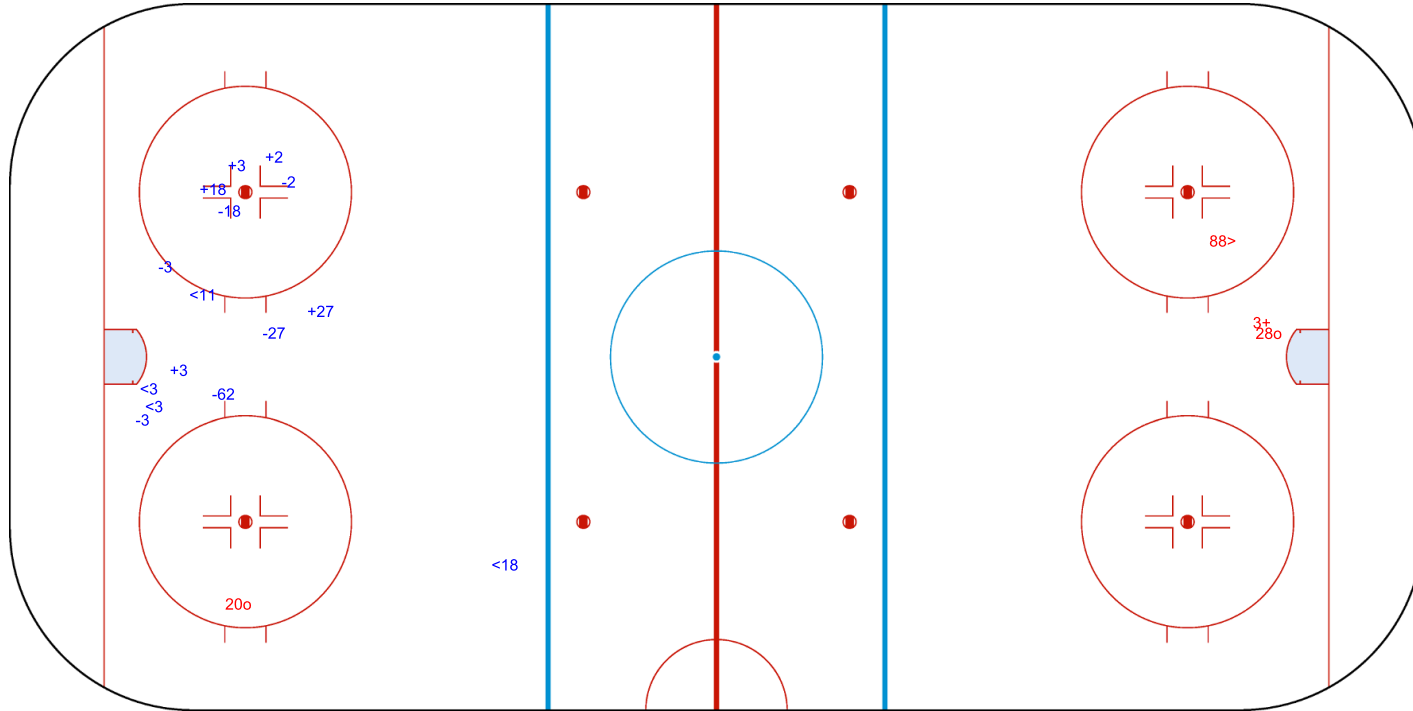


Shots by ITA
Goals (o): 0
SSP (<): 4
SSG (+): 5
SPG (-): 6



GK 39 of KOR

KOR → 3rd Period ← ITA



Shots by KOR
Goals (o): 2
SSP (>): 1
SSG (+): 1
SPG (-): 0



GK 15 of ITA



ENG

Legend:	ENG Empty net goal	GK Goalkeeper	SPG Shots past goal	SSG Shots saved by goalkeeper	SSP Shots saved by player
----------------	---------------------------	----------------------	----------------------------	--------------------------------------	----------------------------------



Face-off Chart

争球表

KOR - ITA

1st PERIOD

	KOR		ITA		KOR		ITA		Total wins all zones	
	Def. zone	Att. zone	Neutral zone	Neutral zone	Att. zone	Def. zone	Att. zone	Def. zone	KOR	ITA
	+ 55	- 27	- 28	+ 3	- 28	+ 3				
	+ 55	- 27	+ 28	- 4	- 55	+ 27				
	+ 55	- 27	- 55	+ 27	+ 55	- 11				
	+ 55	- 10			+ 55	- 3				
	+ 28	- 3			- 28	+ 62				
	- 28	+ 3			+ 55	- 25				
	+ 28	- 27			- 27	+ 3				
	+ 28	- 3								
	+ 27	- 11								
	- 3	+ 11								
	+ 28	- 11								
Total wins / period	9 / 82%	2 / 18%	1 / 33%	2 / 67%	3 / 43%	4 / 57%			13 / 62%	8 / 38%

2nd PERIOD

	KOR		ITA		KOR		ITA		Total wins all zones	
	Def. zone	Att. zone	Neutral zone	Neutral zone	Att. zone	Def. zone	Att. zone	Def. zone	KOR	ITA
	- 28	+ 11	- 28	+ 3	- 28	+ 3				
	+ 28	- 11	+ 55	- 10	+ 28	- 11				
			+ 28	- 11	+ 28	- 11				
			- 55	+ 3	+ 28	- 11				
			+ 28	- 11	+ 55	- 3				
					+ 28	- 3				
					+ 28	- 3				
Total wins / period	1 / 50%	1 / 50%	3 / 60%	2 / 40%	6 / 86%	1 / 14%			10 / 71%	4 / 29%

3rd PERIOD

	KOR		ITA		KOR		ITA		Total wins all zones	
	Def. zone	Att. zone	Neutral zone	Neutral zone	Att. zone	Def. zone	Att. zone	Def. zone	KOR	ITA
	+ 55	- 27	+ 28	- 3	+ 88	- 27				
	+ 28	- 3	- 55	+ 3						
	- 28	+ 3	- 88	+ 3						
	+ 55	- 3	- 28	+ 3						
	+ 88	- 3	- 55	+ 27						
	- 28	+ 3								
	- 28	+ 3								
	+ 55	- 3								
Total wins / period	5 / 63%	3 / 37%	1 / 20%	4 / 80%	1 / 100%	0 / 0%			7 / 50%	7 / 50%

TOTAL



Total wins / game	KOR	ITA	Neutral zone		KOR	ITA	Total wins all zones	
	Def. zone	Att. zone			Att. zone	Def. zone	KOR	ITA
	15 / 71%	6 / 29%			10 / 67%	5 / 33%	30 / 61%	19 / 39%
			5 / 38%	8 / 62%				

HEAD TO HEAD

	No.	ITA						Tot.	wins KOR	Dz	Nz	Az
		3	4	10	11	25	27					
KOR	3				0 - 1			1	0 0%	0 0%		
	27	0 - 1			1 - 0			2	1 50%	1 100%		0 0%
	28	6 - 9	1 - 0		7 - 1		1 - 0	26	15 58%	6 55%	4 57%	5 63%
	55	4 - 2		2 - 0	1 - 0	1 - 0	4 - 3	17	12 71%	7 100%	1 20%	4 80%
	88	1 - 1					1 - 0	3	2 67%	1 100%	0 0%	1 100%
	Tot.	24	1	2	11	1	9	1	30 61%	15 71%	5 38%	10 67%
	wins ITA	13 54%	0 0%	0 0%	2 18%	0 0%	3 33%	1 100%	19 39%			
	Dz	3 43%			0 0%	0 0%	1 50%	1 100%	5 33%			
	Nz	6 86%	0 0%	0 0%	0 0%		2 100%		8 62%			
	Az	4 40%		0 0%	2 40%		0 0%		6 29%			

Legend:

Az Attacking zone **Dz** Defending zone **No.** Jersey number **Nz** Neutral zone **Tot.** Total face-offs played



Line-Ups

阵容

CHN - CZE

Referee

LUTHCKE Owe (NOR)

Goalkeepers

Team: CHN

No.	Name	Gen
1	WANG Wei	M
20	JI Yanzhao	M

Team Line-ups

Team: CHN (Black)

No. Pos.	Name	Gen
7 D	XU Jinqiang +A	M
24 D	ZHU Zhanfu	M
8 F	WANG Zhidong	M
17 F	SHEN Yifeng	M
23 F	CUI Yutao +C	M
3 D	LYU Zhi	M
22 D	HU Guangjian	M
15 F	SONG Xiaodong	M
19 F	ZHANG Zheng	M
32 F	LI Hongguan	M
5 D	BAI Xuesong +A	M
11 F	YU Jing	F
28 F	TIAN Jintao	M
30 F	QIU Dianpeng	M

Head Coach: SHARSHUKOV Nikolay

NOT DRESSED:

12 D	CHE Hang	M
18 F	WANG Jujiang	M

Linespersons

NOTHEGGER David (AUT) , RUNDSTROM Tony (SWE)

Team: CZE

No.	Name	Gen
1	KUDELA Martin	M
6	VAPENKA Michal	M

Team: CZE (White)

No. Pos.	Name	Gen
15 D	ZELINKA Radek +A	M
67 D	DOLEZAL Pavel	M
19 F	OHAR Alex	M
33 F	HECKO Vaclav +A	M
55 F	VESELY Filip	M
11 D	WAGNER Karel	M
29 D	KUBES Pavel +C	M
18 F	NOVOTNY Miroslav	M
74 F	GEIER Michal	M
82 F	HABL Zdenek	M
75 F	RAUL Jiri	M
77 F	PALAT David	M
96 F	KRUPICKA Zdenek	M

Head Coach: NOVOTNY Jakub

NOT DRESSED:

23 D	FROLIK Jan	M
92 F	SEDLACEK Patrik	M

Legend:

+A	Assistant Captain	+C	Captain	D	Defender	F	Female / Forward
Gen	Gender	M	Male	No.	Jersey number	Pos.	Position



Graphical Line-ups

阵容图

CHN - CZE

Referee
LUTHCKE Owe (NOR)

Linespersons
NOTHEGGER David (AUT) , RUNDSTROM Tony (SWE)

Team: CHN - China (Black)

Head Coach: SHARSHUKOV Nikolay

S1 20 JI Yanzhao		
1 WANG Wei		
S3 24 ZHU Zhanfu	S2 7 XU Jinqiang +A	
S5 17 SHEN Yifeng	S4 8 WANG Zhidong	S6 23 CUI Yutao +C
22 HU Guangjian		3 LYU Zhi
19 ZHANG Zheng	15 SONG Xiaodong	32 LI Hongguan
5 BAI Xuesong +A		
28 TIAN Jintao	30 QIU Dianpeng	11 YU Jing

Team: CZE - Czech Republic (White)

Head Coach: NOVOTNY Jakub

S1 1 KUDELA Martin		
6 VAPENKA Michal		
S2 15 ZELINKA Radek +A	S3 67 DOLEZAL Pavel	
S5 33 HECKO Vaclav +A	S4 19 OHAR Alex	S6 55 VESELY Filip
29 KUBES Pavel +C		11 WAGNER Karel
74 GEIER Michal	82 HABL Zdenek	18 NOVOTNY Miroslav
77 PALAT David	75 RAUL Jiri	96 KRUPICKA Zdenek

Legend:

+A Assistant Captain

+C Captain

Sn Starting position



Game Summary

比赛总结

CHN - CZE 4 - 3 (1 - 1, 1 - 0, 2 - 2)

Spectators	Referee	Linespersons
	LUTHCKE Owe (NOR)	NOTHEGGER David (AUT), RUNDSTROM Tony (SWE)

Team Statistics

Period	Score	SVS	SOG	PIM	TPP	PPG	SHG
1	1 : 1	3 : 2	3 : 4	2 : 0	00:00 : 02:00	0 : 0	0 : 0
2	1 : 0	6 : 5	6 : 6	6 : 4	02:59 : 05:36	0 : 0	0 : 0
3	2 : 2	0 : 5	7 : 2	2 : 0	00:29 : 00:13	1 : 1	0 : 0
Total	4 : 3	9 : 12	16 : 12	10 : 4	03:28 : 07:49	1 : 1	0 : 0

1st Period

Action	Time	ET/Res	Team	Type	No.	Name	(G)	Name of Assistant(s) / Action Description
GK	00:00		CZE		1	KUDELA M		- Goalkeeper in
GK	00:00		CHN		20	JI Y		- Goalkeeper in
Penalty	05:33		CZE	PS	15	ZELINKA R		- Holding an opponent
PS miss	05:33		CHN	PS	17	SHEN Y		
Goal	06:48	1 : 0	CHN	EQ	8	WANG Z	(3)	23 CUI Y On Ice CHN 20 8 17 22 23 24 24 ZHU Z CZE 1 15 19 33 55 67
Goal	08:06	1 : 1	CZE	EQ	74	GEIER M	(3)	82 HABL Z On Ice CHN 20 3 22 28 30 32 11 WAGNER K CZE 1 11 18 29 74 82
Penalty	11:07	13:07	CHN	2 min.	8	WANG Z		- Teeing

2nd Period

Action	Time	ET/Res	Team	Type	No.	Name	(G)	Name of Assistant(s) / Action Description
Penalty	18:43	20:43	CHN	2 min.	5	BAI X		- Elbowing
Penalty	20:19	22:19	CZE	2 min.	11	WAGNER K		- Teeing
Goal	20:29	2 : 1	CHN	EQ	28	TIAN J	(3)	23 CUI Y On Ice CHN 20 3 17 23 28 CZE 1 15 19 55 67
Penalty	23:30	25:30	CHN	2 min.	24	ZHU Z		- Throwing a Stick or any Object
Penalty	25:49	27:49	CHN	2 min.	24	ZHU Z		- Elbowing
Penalty	28:37	30:29	CZE	2 min.	33	HECKO V		- Teeing

3rd Period

Action	Time	ET/Res	Team	Type	No.	Name	(G)	Name of Assistant(s) / Action Description
Goal	30:29	3 : 1	CHN	PP1	17	SHEN Y	(6)	23 CUI Y On Ice CHN 20 7 8 17 23 24 8 WANG Z CZE 1 11 29 77 96 *
Goal	32:41	3 : 2	CZE	EQ	33	HECKO V	(2)	19 OHAR A On Ice CHN 20 7 8 17 22 24 CZE 1 15 18 19 33 67
Penalty	38:48	39:01	CHN	2 min.	24	ZHU Z		- Interference
Goal	39:01	3 : 3	CZE	PP1	18	NOVOTNY M	(1)	74 GEIER M On Ice CHN 20 7 8 17 23 82 HABL Z CZE 1 11 18 29 74 82 *
Goal	43:09	4 : 3	CHN	EQ	8	WANG Z	(4)	17 SHEN Y On Ice CHN 20 3 8 17 23 24 CZE 1 15 19 33 55 67
Time-out	43:58		CZE					
GK	43:58		CZE					1 KUDELA M - Goalkeeper out
GK	45:00		CHN					20 JI Y - Goalkeeper out

Goalkeeper Records

Team : CHN - China

No.	Name	SOG	SVS	MIP
20	JI Yanzhao	12	9	45:00
1	WANG Wei			

Team : CZE - Czech Republic

No.	Name	SOG	SVS	MIP
1	KUDELA Martin	16	12	43:58
6	VAPENKA Michal			

Game Statistics

Team : CHN (Black)



Head Coach : SHARSHUKOV Nikolay											Shots on Goal				Time on Ice										
No.	Pos.	Name	Gen	G	A	P	PIM	FO+	FO-F	FO+/-	FO%	1	2	3	OT	TS	+/-	1	2	3	OT	TOT	SHF	AVG	
7	D	XU Jinqiang +A	M	0	0	0	0	0	0	0	0.00	0	0	0	0	0	0	-1	7:29	8:38	8:48		24:55	20	1:14
8	F	WANG Zhidong	M	2	1	3	2	14	5	9	73.68	1	1	1			3	+1	6:40	8:18	9:11		24:09	17	1:25
17	F	SHEN Yifeng	M	1	1	2	0	1	2	-1	33.33	2	2	2			6	+2	8:27	11:21	9:26		29:14	17	1:43
23	F	CUI Yutao +C	M	0	3	3	0	0	0	0	0.00	0	1	1			2	+3	8:41	8:57	8:26		26:04	17	1:32
24	D	ZHU Zhanfu	M	0	1	1	6	0	0	0	0.00	0	0	1			1	+1	9:30	7:41	10:27		27:38	21	1:18
3	D	LYU Zhi	M	0	0	0	0	1	0	1	100.00	0	0	1			1	+1	6:35	7:07	5:30		19:12	17	1:07
15	F	SONG Xiaodong	M	0	0	0	0	0	0	0	0.00	0	0	0			0	0	1:52	0:00	4:07		5:59	4	1:29
19	F	ZHANG Zheng	M	0	0	0	0	0	0	0	0.00	0	0	0			0	0	1:00	0:00	0:00		1:00	2	0:30
22	D	HU Guangjian	M	0	0	0	0	0	0	0	0.00	0	0	1			1	-1	6:16	0:00	5:26		11:42	12	0:58
32	F	LI Hongguan	M	0	0	0	0	0	0	0	0.00	0	0	0			0	-1	5:19	5:24	5:54		16:37	11	1:30
5	D	BAI Xuesong +A	M	0	0	0	2	2	0	2	100.00	0	0	0			0	0	2:25	2:40	0:00		5:05	4	1:16
11	F	YU Jing	F	0	0	0	0	0	0	0	0.00	0	0	0			0	0	0:00	0:00	0:00		0:00	0	0:00
28	F	TIAN Jintao	M	1	0	1	0	7	5	2	58.33	0	2	0			2	0	4:37	6:40	5:36		16:53	12	1:24
30	F	QIU Dianpeng	M	0	0	0	0	0	0	0	0.00	0	0	0			0	-1	3:50	2:00	1:37		7:27	6	1:14
1	GK	WANG Wei	M	0	0	0	0					0	0	0			0								
20	GK	JI Yanzhao	M	0	0	0	0					0	0	0			0								
Total				4	6	10	10	25	12	13	67.57	3	6	7			16								

Team : CZE (White)

Head Coach : NOVOTNY Jakub											Shots on Goal				Time on Ice										
No.	Pos.	Name	Gen	G	A	P	PIM	FO+	FO-F	FO+/-	FO%	1	2	3	OT	TS	+/-	1	2	3	OT	TOT	SHF	AVG	
15	D	ZELINKA Radek +A	M	0	0	0	0	0	1	-1	0.00	0	0	0			0	-2	8:24	7:33	6:56		22:53	28	0:49
19	F	OHAR Alex	M	0	1	1	0	3	8	-5	27.27	1	2	0			3	-2	8:14	5:21	7:34		21:09	25	0:50
33	F	HECKO Vaclav +A	M	1	0	1	2	0	0	0	0.00	0	0	1			1	-1	8:41	4:15	6:41		19:37	23	0:51
55	F	VESELY Filip	M	0	0	0	0	0	0	0	0.00	0	1	0			1	-3	7:51	6:48	7:44		22:23	22	1:01
67	D	DOLEZAL Pavel	M	0	0	0	0	0	0	0	0.00	1	0	0			1	-2	7:06	5:59	6:19		19:24	26	0:44
11	D	WAGNER Karel	M	0	1	1	2	1	1	0	50.00	0	0	0			0	+1	7:48	8:10	8:34		24:32	29	0:50
18	F	NOVOTNY Miroslav	M	1	0	1	0	0	0	0	0.00	0	1	1			2	+2	4:56	4:08	4:41		13:45	21	0:39
29	D	KUBES Pavel +C	M	0	0	0	0	0	1	-1	0.00	0	0	0			0	+1	6:32	7:28	8:08		22:08	29	0:45
74	F	GEIER Michal	M	1	1	2	0	0	0	0	0.00	1	0	0			1	+1	4:42	8:06	7:58		20:46	23	0:54
82	F	HABL Zdenek	M	0	2	2	0	8	7	1	53.33	1	1	0			2	+1	4:58	7:29	6:55		19:22	23	0:50
75	F	RAUL Jiri	M	0	0	0	0	0	5	-5	0.00	0	1	0			1	0	1:31	1:09	0:00		2:40	5	0:32
77	F	PALAT David	M	0	0	0	0	0	0	0	0.00	0	0	0			0	0	1:44	2:24	1:09		5:17	9	0:35
96	F	KRUPICKA Zdenek	M	0	0	0	0	0	2	-2	0.00	0	0	0			0	0	2:09	2:27	2:28		7:04	10	0:42
1	GK	KUDELA Martin	M	0	0	0	0					0	0	0			0								
6	GK	VAPENKA Michal	M	0	0	0	0					0	0	0			0								
Total				3	5	8	4	12	25	-13	32.43	4	6	2			12								

Legend:		
(G)	Goals in tournament	* Does not count for Plus/minus
+C	Captain	A Assists
EQ	Equal strength	ET/Res Penalty end time/Result of game
FO+	Face-offs won	FO- Face-offs lost
Gen	Gender	GK Goalkeeper
No.	Jersey number	OT Overtime
Pos.	Position	PP1 Power play - 1 player
SHF	Number of shifts	SHG Shorthanded goals
TOT	Total	TPP Time on power play
		+/- Plus/minus net
		AVG Average time on ice / shift
		F Female / Forward
		FO+/- Face-offs net
		M Male
		P Points
		PPG Power play goals
		SOG Shots on goal
		TS Total shots
		+A Assistant Captain
		D Defender
		FO% Face-offs won as percentage
		G Goals
		MIP Minutes in play (GK)
		PIM Penalties in minutes
		PS Penalty shot
		SVS Saves



Shot Chart
 射门表

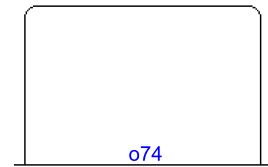
CHN - CZE



1st Period




Shots by CZE
 Goals (o): 1 SSG (+): 3
 SSP (<): 5 SPG (-): 2

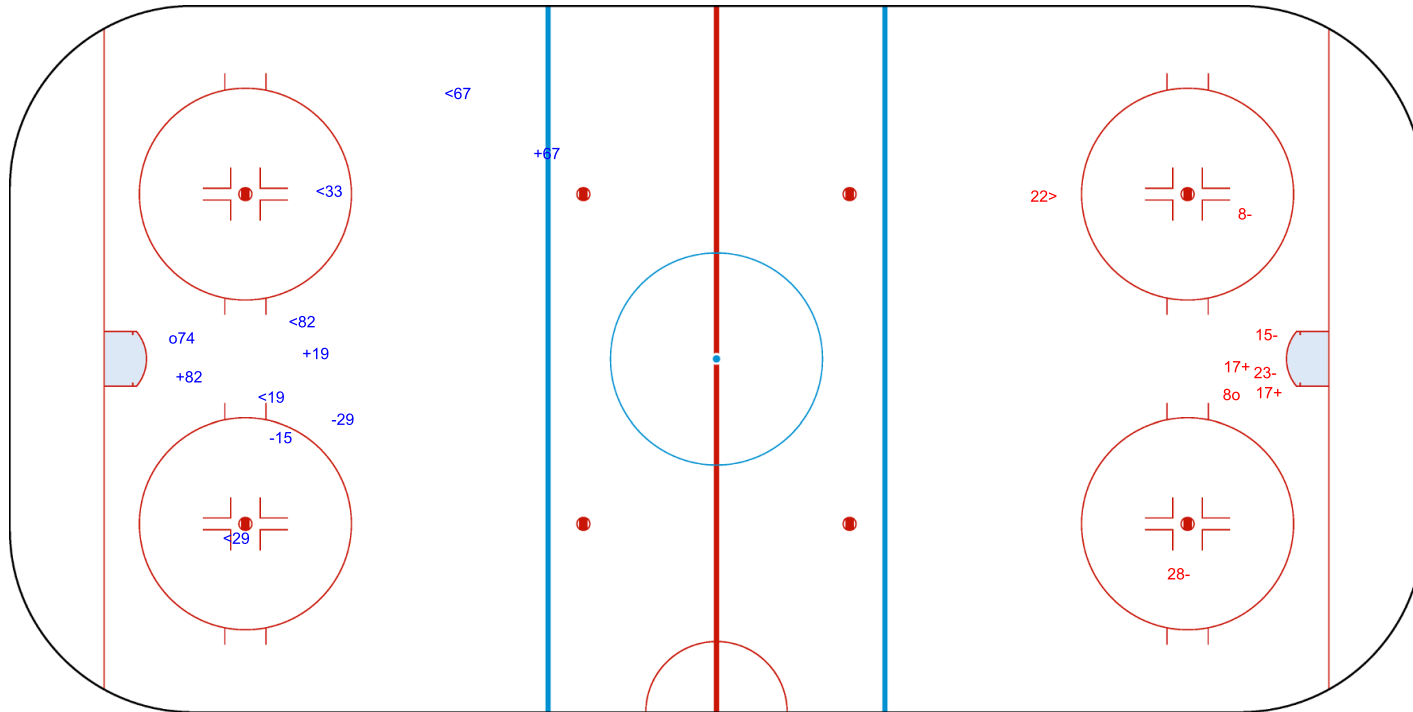


GK 20 of CHN

Shots by CHN
 Goals (o): 1 SSG (+): 2
 SSP (>): 1 SPG (-): 4




GK 1 of CZE





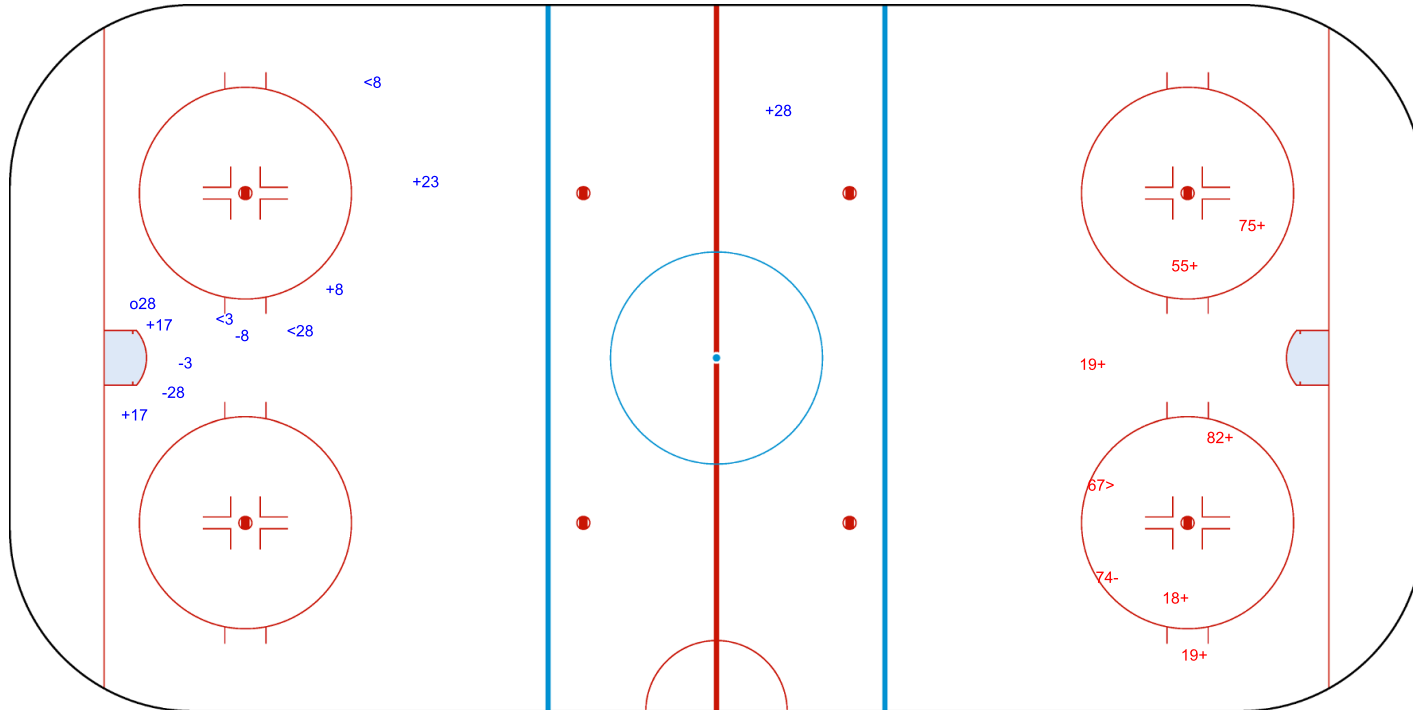
Shots by CHN

Goals (o): 1 SSG (+): 5
SSP (<): 3 SPG (-): 3




GK 1 of CZE

CZE → 2nd Period ← CHN



Shots by CZE


Goals (o): 0 SSG (+): 6
SSP (>): 1 SPG (-): 1



GK 20 of CHN



Shots by CZE
Goals (o): 2 SSG (+): 0
SSP (<): 1 SPG (-): 0



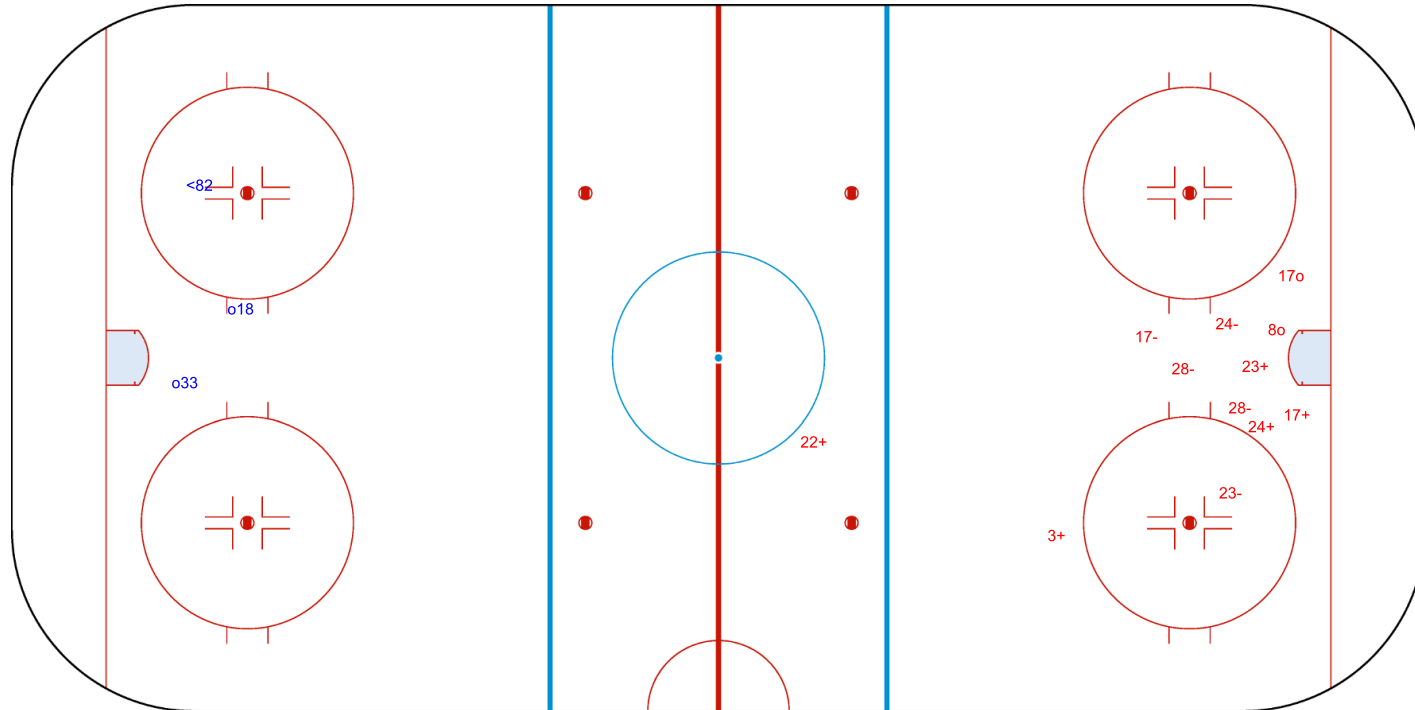
GK 20 of CHN

CHN → 3rd Period ← CZE

Shots by CHN
Goals (o): 2 SSG (+): 5
SSP (>): 0 SPG (-): 5



GK 1 of CZE



Legend:		
GK Goalkeeper	SPG Shots past goal	SSP Shots saved by player
	SSG Shots saved by goalkeeper	



Face-off Chart

争球表

CHN - CZE

1st PERIOD

	CHN		CZE		CHN		CZE		CHN		CZE		Total wins all zones
	Def. zone	Att. zone	Neutral zone	Neutral zone	Att. zone	Def. zone	Att. zone	Def. zone	Att. zone	Def. zone			
	+ 8	- 75	- 8	+ 19	- 28	+ 82							
	+ 8	- 19	+ 5	- 82	+ 8	- 82							
	+ 28	- 75	+ 28	- 75	+ 28	- 29							
	- 28	+ 82	+ 8	- 75	+ 5	- 19							
	- 17	+ 19	+ 8	- 82									
	- 17	+ 82											
Total wins / period	3 / 50%	3 / 50%	4 / 80%	1 / 20%	3 / 75%	1 / 25%	10 / 67%	5 / 33%					

2nd PERIOD

	CHN		CZE		CHN		CZE		CHN		CZE		Total wins all zones
	Def. zone	Att. zone	Neutral zone	Neutral zone	Att. zone	Def. zone	Att. zone	Def. zone	Att. zone	Def. zone			
	- 8	+ 82	- 8	+ 19	+ 8	- 19							
	- 28	+ 82	+ 28	- 96	- 28	+ 82							
	+ 8	- 82			+ 28	- 15							
	- 28	+ 82			+ 17	- 19							
	+ 3	- 75			- 8	+ 11							
					+ 8	- 11							
Total wins / period	2 / 40%	3 / 60%	1 / 50%	1 / 50%	4 / 67%	2 / 33%	7 / 54%	6 / 46%					

3rd PERIOD

	CHN		CZE		CHN		CZE		CHN		CZE		Total wins all zones
	Def. zone	Att. zone	Neutral zone	Neutral zone	Att. zone	Def. zone	Att. zone	Def. zone	Att. zone	Def. zone			
	+ 8	- 19	+ 8	- 96	+ 28	- 19							
	+ 8	- 82	+ 28	- 19									
	+ 8	- 82	+ 8	- 19									
			+ 8	- 82									
			- 8	+ 82									
Total wins / period	3 / 100%	0 / 0%	4 / 80%	1 / 20%	1 / 100%	0 / 0%	8 / 89%	1 / 11%					

TOTAL

	CHN		CZE		CHN		CZE		CHN		CZE		Total wins all zones
	Def. zone	Att. zone	Neutral zone	Neutral zone	Att. zone	Def. zone	Att. zone	Def. zone	Att. zone	Def. zone			
Total wins / game	8 / 57%	6 / 43%	9 / 75%	3 / 25%	8 / 73%	3 / 27%	25 / 68%	12 / 32%					



HEAD TO HEAD

		CZE												
		No.	11	15	19	29	75	82	96	Tot.	wins CHN	Dz	Nz	Az
CHN	3						1 - 0			1	1 100%	1 100%		
	5				1 - 0			1 - 0		2	2 100%		1 100%	1 100%
	8	1 - 1			4 - 2		2 - 0	6 - 2	1 - 0	19	14 74%	6 86%	5 63%	3 75%
	17				1 - 1			0 - 1		3	1 33%	0 0%		1 100%
	28			1 - 0	2 - 0	1 - 0	2 - 0	0 - 5	1 - 0	12	7 58%	1 25%	3 100%	3 60%
Tot.			2	1	11	1	5	15	2	37	25 68%	8 57%	9 75%	8 73%
wins CZE			1 50%	0 0%	3 27%	0 0%	0 0%	8 53%	0 0%	12 32%				
Dz			1 50%	0 0%	0 0%	0 0%		2 67%		3 27%				
Nz					2 50%		0 0%	1 25%	0 0%	3 25%				
Az					1 33%		0 0%	5 63%		6 43%				

Legend:

Az Attacking zone **Dz** Defending zone **No.** Jersey number **Nz** Neutral zone **Tot.** Total face-offs played



Line-Ups

阵容

CAN - KOR

Referee

GRUMSEN Jacob (DEN)

Linespersons

NOTHEGGER David (AUT) , VANEK Jan (CZE)

Goalkeepers

Team: CAN

No.	Name	Gen
31	LAROCQUE Dominic	M
54	KINGSMILL Adam	M

Team: KOR

No.	Name	Gen
32	LEE Jae Woong	M
39	CHOI Hyuk Jun	M

Team Line-ups

Team: CAN (Red)

No.	Pos.	Name	Gen
11	D	DIXON Adam	M
7	F	LAVIN Zach	M
8	F	McGREGOR Tyler +C	M
12	F	WESTLAKE Greg	M
23	F	HICKEY Liam +A	M
5	D	HENRY Tyrone +A	M
6	D	ARMSTRONG Rob	M
4	F	DUNN James	M
10	F	DELANEY Ben	M
18	F	BRIDGES Billy	M
22	F	RILEY Garrett	M
26	F	JACOBS-WEBB Anton	M
28	F	LEHOUX Antoine	M

Head Coach: BABEY Ken

NOT DRESSED:

2	D	CRANE Rod	M
15	D	SISON Branden	M

Team: KOR (White)

No.	Pos.	Name	Gen
10	D	CHO Young Jae +A	M
20	D	JANG Dong Shin	M
9	F	CHOI Si Woo	M
14	F	JUNG Seung Hwan	M
28	F	LEE Jong Kyung	M
7	D	CHOI Kwang Hyouk	M
12	D	KIM Young Sung	M
3	F	RYU Jee Hyun	M
27	F	CHO Byeong Seok +A	M
55	F	JANG Jong Ho +C	M
1	F	LEE Jun Yong	M
11	F	CHOI Bae Suk	M
88	F	PARK Sang Hyeon	M

Head Coach: HAN Min Su

NOT DRESSED:

31	D	YU Man Gyun	M
51	F	KIM Sang Lak	M

Legend:

+A	Assistant Captain	+C	Captain	D	Defender	F	Forward
Gen	Gender	M	Male	No.	Jersey number	Pos.	Position



Graphical Line-ups

阵容图

CAN - KOR

Referee
GRUMSEN Jacob (DEN)

Linespersons
NOTHEGGER David (AUT) , VANEK Jan (CZE)

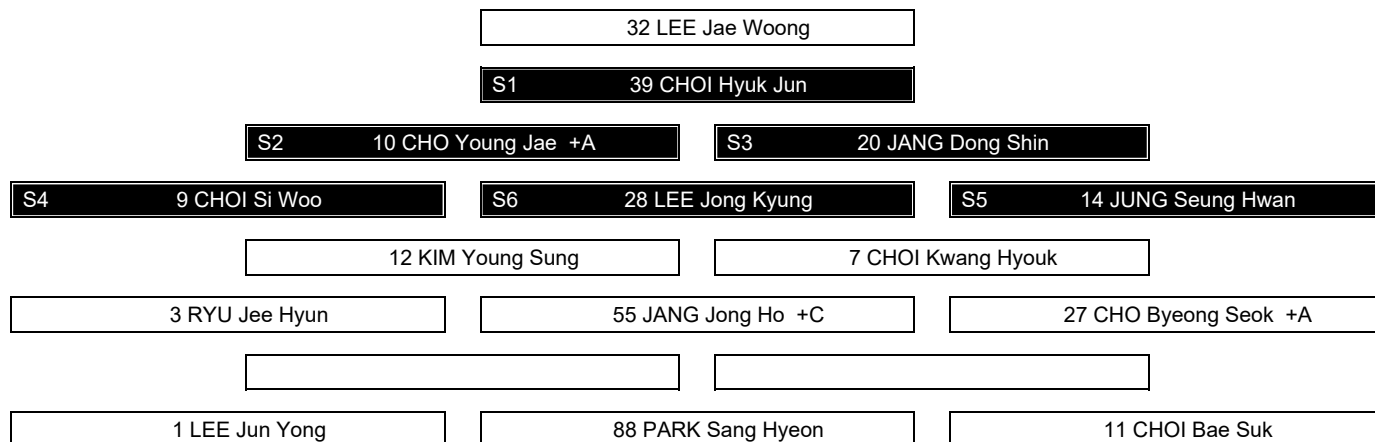
Team: CAN - Canada (Red)

Head Coach: BABEY Ken



Team: KOR - Republic of Korea (White)

Head Coach: HAN Min Su



Legend:

+A Assistant Captain

+C Captain

Sn Starting position



Game Summary

比赛总结

CAN - KOR 11 - 0 (3 - 0, 4 - 0, 4 - 0)

Spectators	Referee	Linespersons
943	GRUMSEN Jacob (DEN)	NOTHEGGER David (AUT), VANEK Jan (CZE)

Team Statistics

Period	Score	SVS	SOG	PIM	TPP	PPG	SHG
1	3 : 0	0 : 13	16 : 0	2 : 4	02:08 : 00:09	1 : 0	0 : 0
2	4 : 0	1 : 12	16 : 1	4 : 0	00:00 : 04:00	0 : 0	0 : 0
3	4 : 0	2 : 7	11 : 2	2 : 0	00:00 : 02:00	0 : 0	0 : 0
Total	11 : 0	3 : 32	43 : 3	8 : 4	02:08 : 06:09	1 : 0	0 : 0

1st Period

Action	Time	ET/Res	Team	Type	No.	Name	(G)	Name of Assistant(s) / Action Description
GK	00:00		CAN		31	LAROCQUE D		- Goalkeeper in
GK	00:00		KOR		39	CHOI HJ		- Goalkeeper in
Penalty	03:46	05:46	KOR	2 min.	20	JANG DS		- Roughing
Goal	09:48	1 : 0	CAN	EQ	23	HICKEY L	(2)	11 DIXON A On Ice CAN 31 7 8 11 12 23 8 McGREGOR T KOR 39 9 10 14 20 28
Penalty	11:29	13:29	CAN	2 min.	28	LEHOUX A		- Roughing
Penalty	11:38	13:37	KOR	2 min.	20	JANG DS		- Holding an opponent
Goal	13:37	2 : 0	CAN	PP1	18	BRIDGES B	(2)	10 DELANEY B On Ice CAN 31 6 10 18 23 26 KOR 39 3 12 27 55 *
Goal	14:41	3 : 0	CAN	EQ	8	McGREGOR T	(2)	23 HICKEY L On Ice CAN 31 4 7 8 11 23 12 WESTLAKE G KOR 39 9 10 14 20 28

2nd Period

Action	Time	ET/Res	Team	Type	No.	Name	(G)	Name of Assistant(s) / Action Description
Goal	15:45	4 : 0	CAN	EQ	18	BRIDGES B	(3)	4 DUNN J On Ice CAN 31 4 10 11 18 23 11 DIXON A KOR 39 9 10 14 20 28
Goal	18:11	5 : 0	CAN	EQ	18	BRIDGES B	(4)	4 DUNN J On Ice CAN 31 4 5 6 18 26 23 HICKEY L KOR 39 3 7 12 27 55
Goal	19:26	6 : 0	CAN	EQ	8	McGREGOR T	(3)	23 HICKEY L On Ice CAN 31 8 10 11 18 23 KOR 39 9 10 14 20 28
Time-out	19:26		KOR					
Goal	19:57	7 : 0	CAN	EQ	12	WESTLAKE G	(1)	8 McGREGOR T On Ice CAN 31 7 8 11 12 23 23 HICKEY L KOR 39 1 7 11 12 88
Penalty	20:54	22:54	CAN	2 min.	26	JACOBS-WEBB A		- Interference
GK	24:04		KOR		32	LEE JW		- Goalkeeper in 39 CHOI HJ - Goalkeeper out
Penalty	25:38	27:38	CAN	2 min.	22	RILEY G		- Slashing

3rd Period

Action	Time	ET/Res	Team	Type	No.	Name	(G)	Name of Assistant(s) / Action Description
GK	30:00		CAN		54	KINGSMILL A		- Goalkeeper in 31 LAROCQUE D - Goalkeeper out
Goal	32:15	8 : 0	CAN	EQ	8	McGREGOR T	(4)	12 WESTLAKE G On Ice CAN 54 5 6 7 8 12 5 HENRY T KOR 32 3 7 12 27 55
Goal	34:37	9 : 0	CAN	EQ	22	RILEY G	(1)	On Ice CAN 54 11 22 23 26 28 KOR 32 7 9 12 14 28
Goal	37:37	10 : 0	CAN	EQ	26	JACOBS-WEBB A	(1)	11 DIXON A On Ice CAN 54 11 22 23 26 28 28 LEHOUX A KOR 32 1 7 11 12 88
Penalty	41:04	43:04	CAN	2 min.	28	LEHOUX A		- Interference on a Goalkeeper
Goal	44:18	11 : 0	CAN	EQ	8	McGREGOR T	(5)	5 HENRY T On Ice CAN 54 5 6 7 8 12 7 LAVIN Z KOR 32 3 7 20 27 88
GK	45:00		CAN					54 KINGSMILL A - Goalkeeper out
GK	45:00		KOR					32 LEE JW - Goalkeeper out



Goalkeeper Records

Team : CAN - Canada

No.	Name	SOG	SVS	MIP
31	LAROCQUE Dominic	1	1	30:00
54	KINGSMILL Adam	2	2	15:00

Team : KOR - Republic of Korea

No.	Name	SOG	SVS	MIP
39	CHOI Hyuk Jun	24	17	24:04
32	LEE Jae Woong	19	15	20:56

Game Statistics

Team : CAN (Red)

Head Coach : BABEY Ken

No.	Pos.	Name	Gen	G	A	P	PIM	FO+	FO-	FO+/-	FO%	Shots on Goal				+/-	Time on Ice						
												1	2	3	OTTS		1	2	3	OT	TOT	SHF	AVG
7	F	LAVIN Zach	M	0	1	1	0	0	0	0	0.00	0	1	1	2	+5	4:32	3:27	5:44	13:43	13	1:03	
8	F	McGREGOR Tyler +C	M	4	2	6	0	2	0	2	100.00	2	3	2	7	+6	8:03	3:48	5:00	16:51	16	1:03	
11	D	DIXON Adam	M	0	3	3	0	0	0	0	0.00	1	1	1	3	+7	6:40	7:54	7:45	22:19	23	0:58	
12	F	WESTLAKE Greg	M	1	2	3	0	5	7	-2	41.67	2	2	0	4	+4	7:05	4:20	5:04	16:29	15	1:05	
23	F	HICKEY Liam +A	M	1	4	5	0	0	0	0	0.00	7	1	2	10	+7	8:27	8:17	7:46	24:30	23	1:03	
4	F	DUNN James	M	0	2	2	0	1	1	0	50.00	1	0	1	2	+3	5:30	4:45	3:44	13:59	17	0:49	
5	D	HENRY Tyrone +A	M	0	2	2	0	0	0	0	0.00	0	1	0	1	+3	5:11	6:56	7:00	19:07	22	0:52	
6	D	ARMSTRONG Rob	M	0	0	0	0	0	0	0	0.00	0	0	0	0	+3	6:56	6:57	7:25	21:18	24	0:53	
10	F	DELANEY Ben	M	0	1	1	0	0	0	0	0.00	0	0	1	1	+2	3:57	4:31	4:53	13:21	14	0:57	
18	F	BRIDGES Billy	M	3	0	3	0	14	6	8	70.00	3	4	0	7	+3	6:45	4:12	4:13	15:10	17	0:53	
22	F	RILEY Garrett	M	1	0	1	2	0	0	0	0.00	0	2	1	3	+2	2:49	5:42	4:05	12:36	12	1:03	
26	F	JACOBS-WEBB Anton	M	1	0	1	2	6	6	0	50.00	0	0	2	2	+3	3:57	5:18	5:28	14:43	12	1:13	
28	F	LEHOUX Antoine	M	0	1	1	4	0	0	0	0.00	0	1	0	1	+2	2:57	4:35	4:42	12:14	13	0:56	
31	GK	LAROCQUE Dominic	M	0	0	0	0					0	0	0	0								
54	GK	KINGSMILL Adam	M	0	0	0	0					0	0	0	0								
Total				11	18	29	8	28	20	8	58.33	16	16	11	43								

Team : KOR (White)

Head Coach : HAN Min Su

No.	Pos.	Name	Gen	G	A	P	PIM	FO+	FO-	FO+/-	FO%	Shots on Goal				+/-	Time on Ice						
												1	2	3	OTTS		1	2	3	OT	TOT	SHF	AVG
9	F	CHOI Si Woo	M	0	0	0	0	0	1	-1	0.00	0	0	1	1	-5	8:18	7:45	6:57	23:00	18	1:16	
10	D	CHO Young Jae +A	M	0	0	0	0	0	0	0	0.00	0	0	0	0	-4	7:03	8:08	7:37	22:48	20	1:08	
14	F	JUNG Seung Hwan	M	0	0	0	0	0	0	0	0.00	0	1	0	1	-5	7:50	7:32	6:52	22:14	19	1:10	
20	D	JANG Dong Shin	M	0	0	0	4	0	0	0	0.00	0	0	0	0	-5	5:53	9:19	7:57	23:09	20	1:09	
28	F	LEE Jong Kyung	M	0	0	0	0	8	13	-5	38.10	0	0	0	0	-5	8:04	8:22	7:55	24:21	20	1:13	
3	F	RYU Jee Hyun	M	0	0	0	0	0	0	0	0.00	0	0	0	0	-3	6:54	4:23	4:11	15:28	18	0:51	
7	D	CHOI Kwang Hyouk	M	0	0	0	0	0	0	0	0.00	0	0	0	0	-6	5:06	5:42	7:22	18:10	17	1:04	
12	D	KIM Young Sung	M	0	0	0	0	0	0	0	0.00	0	0	1	1	-5	7:56	6:54	6:07	20:57	21	0:59	
27	F	CHO Byeong Seok +A	M	0	0	0	0	0	0	0	0.00	0	0	0	0	-3	4:36	4:37	3:58	13:11	16	0:49	
55	F	JANG Jong Ho +C	M	0	0	0	0	9	9	0	50.00	0	0	0	0	-2	6:55	5:06	4:09	16:10	17	0:57	
1	F	LEE Jun Yong	M	0	0	0	0	0	0	0	0.00	0	0	0	0	-2	0:00	2:23	3:31	5:54	6	0:59	
11	F	CHOI Bae Suk	M	0	0	0	0	0	0	0	0.00	0	0	0	0	-2	0:00	2:23	4:03	6:26	7	0:55	
88	F	PARK Sang Hyeon	M	0	0	0	0	3	5	-2	37.50	0	0	0	0	-3	2:18	2:23	4:11	8:52	8	1:06	
32	GK	LEE Jae Woong	M	0	0	0	0					0	0	0	0								
39	GK	CHOI Hyuk Jun	M	0	0	0	0					0	0	0	0								
Total				0	0	0	4	20	28	-8	41.67	0	1	2	3								



Legend:						
(G)	Goals in tournament	*	Does not count for Plus/minus	+/-	Plus/minus net	+A Assistant Captain
+C	Captain	A	Assists	AVG	Average time on ice / shift	D Defender
EQ	Equal strength	ET/Res	Penalty end time/Result of game	F	Forward	FO% Face-offs won as percentage
FO+	Face-offs won	FO-	Face-offs lost	FO+/-	Face-offs net	G Goals
Gen	Gender	GK	Goalkeeper	M	Male	MIP Minutes in play (GK)
No.	Jersey number	OT	Overtime	P	Points	PIM Penalties in minutes
Pos.	Position	PP1	Power play - 1 player	PPG	Power play goals	SHF Number of shifts
SHG	Shorthanded goals	SOG	Shots on goal	SVS	Saves	TOT Total
TPP	Time on power play	TS	Total shots			



Shot Chart
 射门表

CAN - KOR

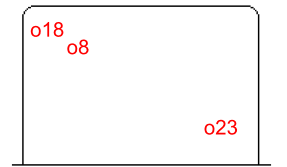


Shots by KOR
 Goals (o): 0 SSG (+): 0
 SSP (<): 1 SPG (-): 0

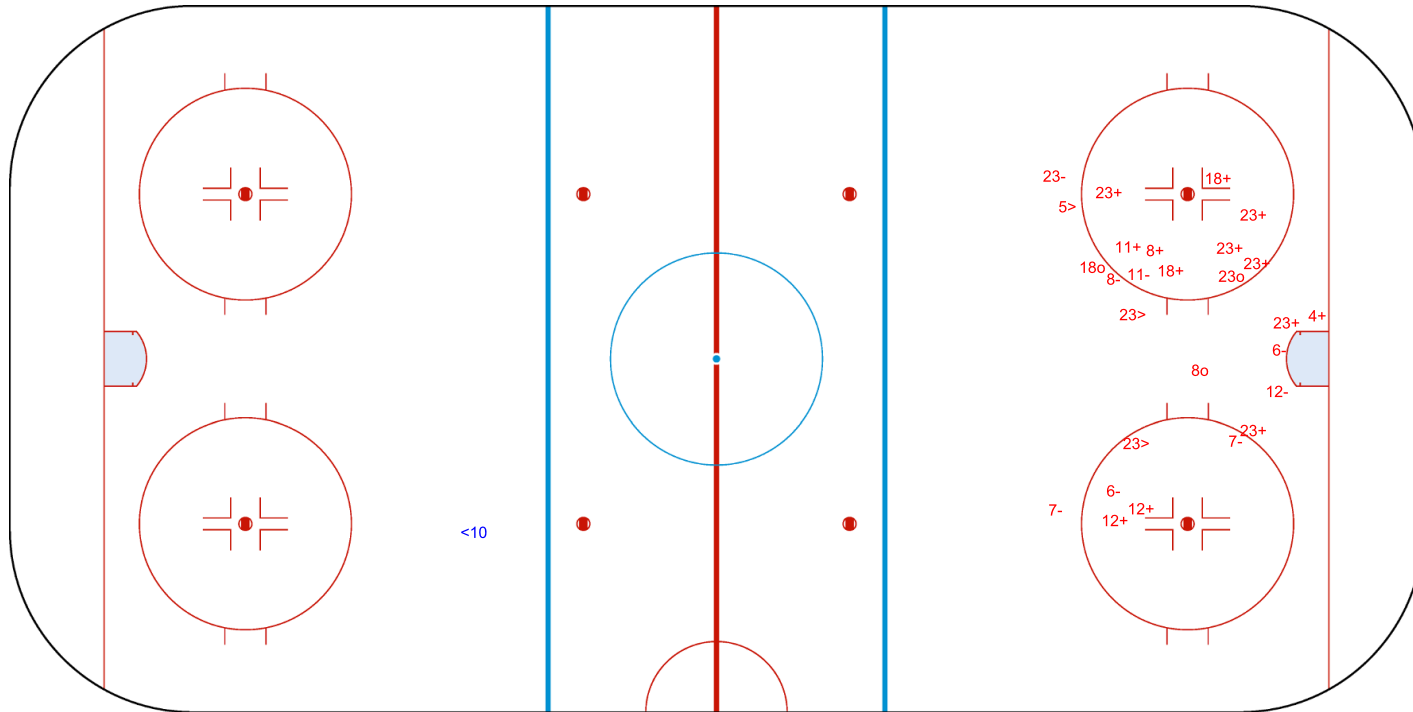


GK 31 of CAN

Shots by CAN
 Goals (o): 3 SSG (+): 13
 SSP (>): 3 SPG (-): 8



GK 39 of KOR






Shots by CAN
Goals (o): 4
SSP (<): 1

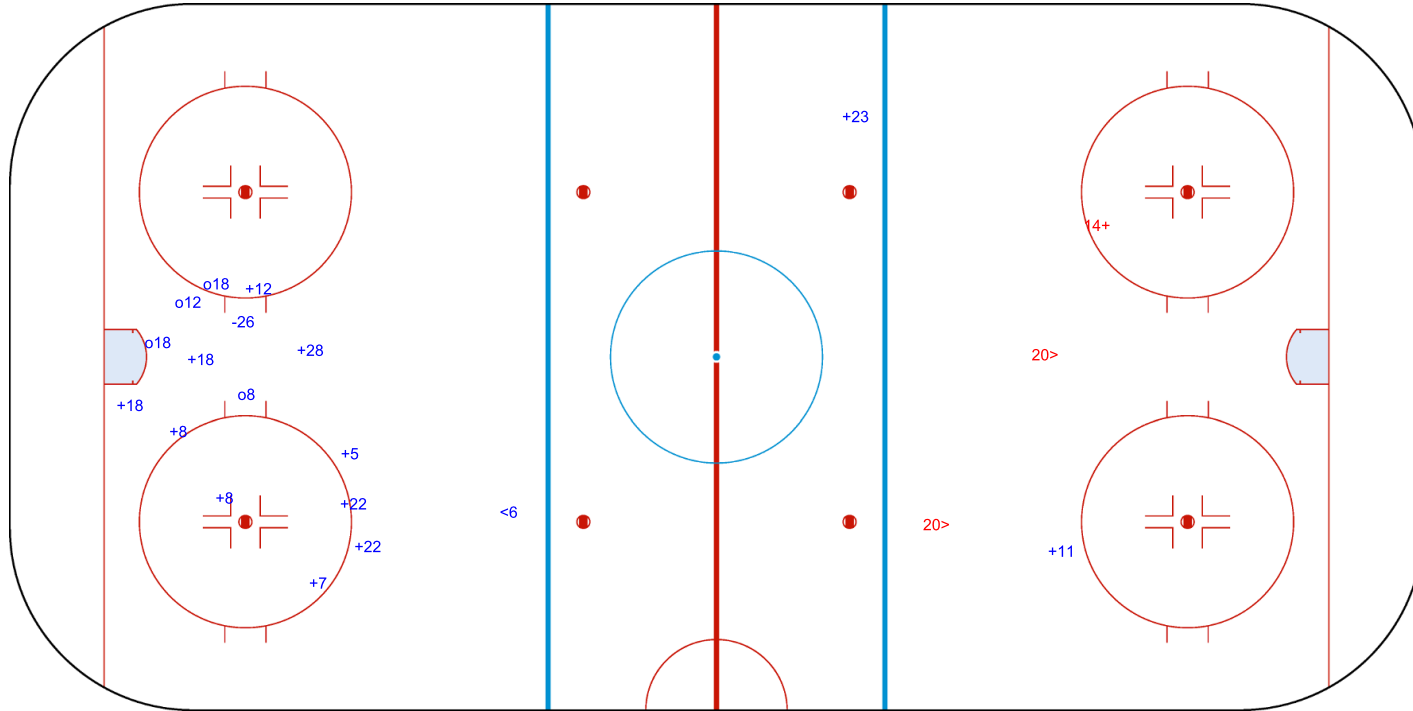


GK 32 of KOR



GK 39 of KOR

KOR → 2nd Period ← CAN



Shots by KOR
Goals (o): 0
SSP (>): 2




GK 31 of CAN



Shots by KOR
Goals (o): 0
SSP (<): 0
SSG (+): 2
SPG (-): 0

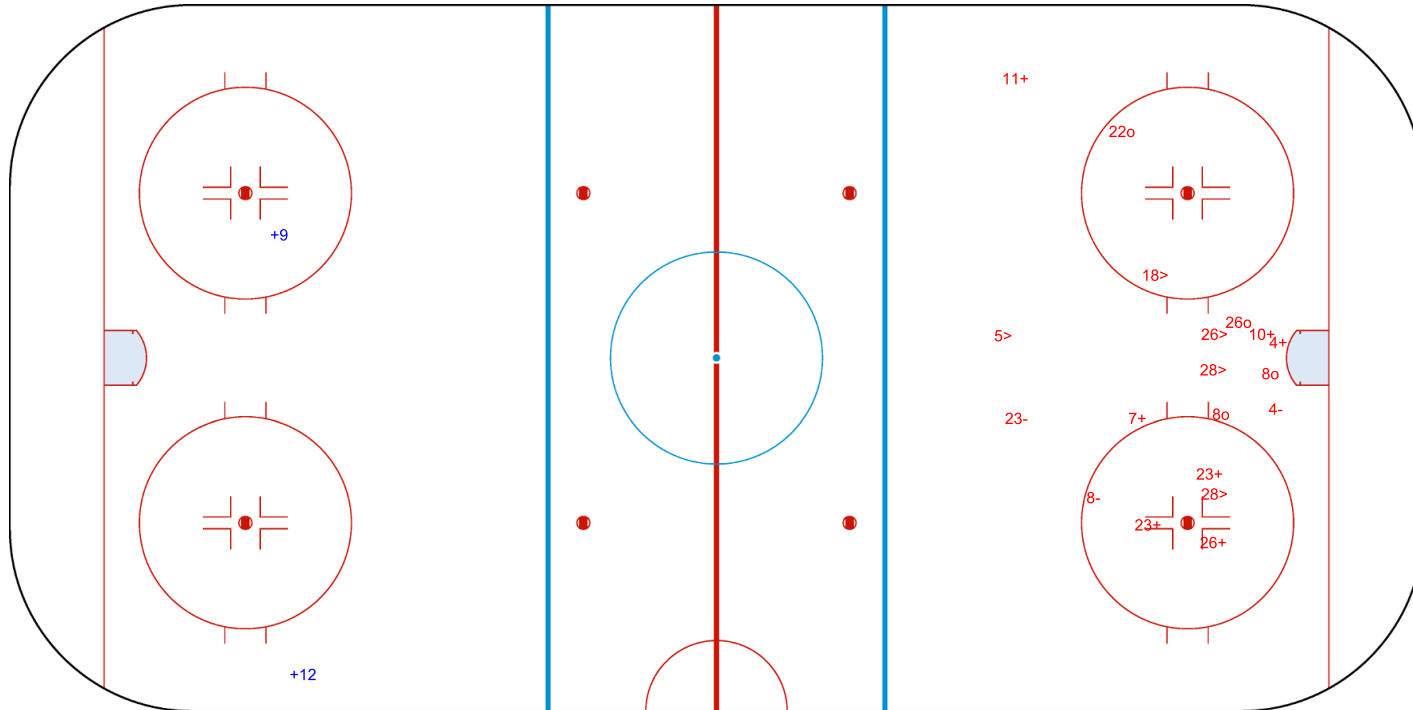


GK 31 of CAN




GK 54 of CAN

CAN → 3rd Period ← KOR



Shots by CAN
Goals (o): 4
SSP (>): 5
SSG (+): 7
SPG (-): 3



GK 32 of KOR

Legend:	
GK	Goalkeeper
SPG	Shots past goal
SSG	Shots saved by goalkeeper
SSP	Shots saved by player



Face-off Chart

争球表

CAN - KOR

1st PERIOD

	CAN		KOR		Neutral zone		CAN		KOR		Total wins all zones				
	Def. zone	Att. zone					Att. zone	Def. zone							
	- 18	+ 55	+ 18	- 28	+ 18	- 28	+ 18	- 28	+ 26	- 55	<table border="1"> <thead> <tr> <th>CAN</th> <th>KOR</th> </tr> </thead> <tbody> <tr> <td>15 / 71%</td> <td>6 / 29%</td> </tr> </tbody> </table>	CAN	KOR	15 / 71%	6 / 29%
CAN	KOR														
15 / 71%	6 / 29%														
	+ 12	- 55	- 12	+ 28	- 12	+ 28	+ 18	- 28	+ 18	- 28					
	+ 18	- 28	- 18	+ 55	+ 12	- 9	- 18	+ 55	+ 18	- 55					
			+ 4	- 55	+ 18	- 55	+ 26	- 28	+ 18	- 55					
			+ 18	- 55			- 26	+ 55	+ 8	- 28					
							+ 8	- 28	+ 8	- 28					
Total wins / period	2 / 67%	1 / 33%	4 / 57%	3 / 43%	9 / 82%	2 / 18%									

2nd PERIOD

	CAN		KOR		Neutral zone		CAN		KOR		Total wins all zones				
	Def. zone	Att. zone					Att. zone	Def. zone							
	- 18	+ 28	- 18	+ 28	- 12	+ 55	- 12	+ 55	- 26	+ 28	<table border="1"> <thead> <tr> <th>CAN</th> <th>KOR</th> </tr> </thead> <tbody> <tr> <td>5 / 31%</td> <td>11 / 69%</td> </tr> </tbody> </table>	CAN	KOR	5 / 31%	11 / 69%
CAN	KOR														
5 / 31%	11 / 69%														
	+ 18	- 28	- 12	+ 55	+ 26	- 28	+ 26	- 28	+ 18	+ 88					
	- 26	+ 28	+ 18	- 55	- 12	+ 88	- 18	+ 88	- 18	+ 88					
	- 12	+ 55	- 26	+ 55	- 12	+ 28	+ 12	- 55							
			+ 26	- 88											
Total wins / period	1 / 25%	3 / 75%	2 / 29%	5 / 71%	2 / 40%	3 / 60%									

3rd PERIOD

	CAN		KOR		Neutral zone		CAN		KOR		Total wins all zones				
	Def. zone	Att. zone					Att. zone	Def. zone							
	- 26	+ 28	+ 26	- 28	+ 18	- 88	+ 18	- 88	- 26	+ 88	<table border="1"> <thead> <tr> <th>CAN</th> <th>KOR</th> </tr> </thead> <tbody> <tr> <td>8 / 73%</td> <td>3 / 27%</td> </tr> </tbody> </table>	CAN	KOR	8 / 73%	3 / 27%
CAN	KOR														
8 / 73%	3 / 27%														
			+ 18	- 88	+ 26	- 88	- 26	+ 88	- 4	+ 55					
			+ 12	- 28	+ 12	- 28	+ 18	- 55							
			+ 12	- 28											
			+ 18	- 88											
Total wins / period	0 / 0%	1 / 100%	5 / 100%	0 / 0%	3 / 60%	2 / 40%									

TOTAL

	CAN		KOR		Neutral zone		CAN		KOR		Total wins all zones
	Def. zone	Att. zone					Att. zone	Def. zone			
Total wins / game	3 / 38%	5 / 62%	11 / 58%	8 / 42%	14 / 67%	7 / 33%					28 / 58% 20 / 42%



HEAD TO HEAD

		KOR									
		No.	9	28	55	88	Tot.	wins CAN	Dz	Nz	Az
CAN	4				1 - 1		2	1 50%		1 100%	0 0%
	8			2 - 0			2	2 100%			2 100%
	12	1 - 0		2 - 3	2 - 3	0 - 1	12	5 42%	1 50%	3 38%	1 50%
	18			6 - 2	5 - 3	3 - 1	20	14 70%	2 50%	5 71%	7 78%
	26			3 - 3	1 - 2	2 - 1	12	6 50%	0 0%	2 67%	4 57%
	Tot.		1	21	18	8	48	28 58%	3 38%	11 58%	14 67%
wins KOR			0 0%	8 38%	9 50%	3 38%	20 42%				
Dz				1 13%	4 44%	2 50%	7 33%				
Nz			0 0%	4 50%	3 50%	1 25%	8 42%				
Az				3 60%	2 67%		5 62%				

Legend:

Az Attacking zone **Dz** Defending zone **No.** Jersey number **Nz** Neutral zone **Tot.** Total face-offs played



Line-Ups

阵容

USA - CHN

Referee

WEBINGER Kevin (CAN)

Linespersons

FERGENBAUM Matt (CAN) , LUNDEN Andreas (SWE)

Goalkeepers

Team: USA

No.	Name	Gen
29	LAMARRE Griffin	M
32	LEE Jen	M

Team: CHN

No.	Name	Gen
1	WANG Wei	M
20	JI Yanzhao	M

Team Line-ups

Team: USA (Blue)

No.	Pos.	Name	Gen
22	D	GROVE Noah	M
27	D	PAULS Josh +C	M
4	F	ROYBAL Brody	M
19	F	JONES Malik	M
37	F	EUSTACE David	M
<hr/>			
8	D	WALLACE Jack	M
11	D	WOODKE Joseph	M
15	F	ZYCH Kyle	M
16	F	FARMER Declan +A	M
24	F	MISIEWICZ Joshua	M
<hr/>			
3	D	DEQUEBEC Ralph	M
23	F	ROMAN Rico +A	M
88	F	MCKEE Kevin	M

Team: CHN (White)

No.	Pos.	Name	Gen
22	D	HU Guangjian	M
24	D	ZHU Zhanfu	M
8	F	WANG Zhidong	M
17	F	SHEN Yifeng	M
23	F	CUI Yutao +C	M
<hr/>			
3	D	LYU Zhi	M
5	D	BAI Xuesong +A	M
15	F	SONG Xiaodong	M
18	F	WANG Jujiang	M
19	F	ZHANG Zheng	M
<hr/>			
12	D	CHE Hang	M
28	F	TIAN Jintao	M
32	F	LI Hongguan	M
<hr/>			
11	F	YU Jing	F

Head Coach: HOFF David

Head Coach: SHARSHUKOV Nikolay

NOT DRESSED:

9	F	DODSON Travis	M
18	F	NICHOLS Evan	M

NOT DRESSED:

7	D	XU Jinqiang	M
30	F	QIU Dianpeng	M

Legend:

+A	Assistant Captain	+C	Captain	D	Defender	F	Female / Forward
Gen	Gender	M	Male	No.	Jersey number	Pos.	Position



Graphical Line-ups 阵容图

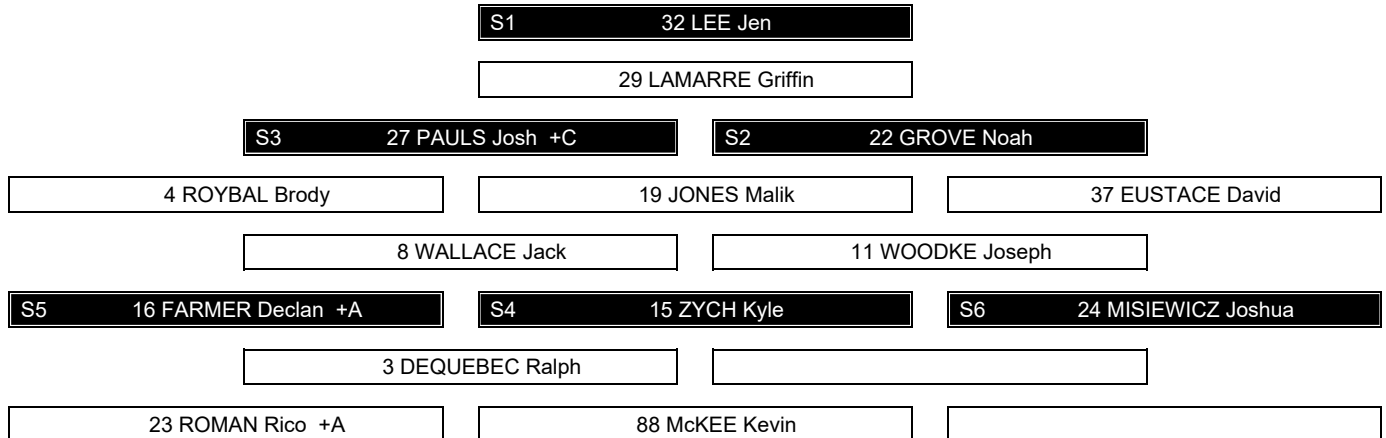
USA - CHN

Referee
WEBINGER Kevin (CAN)

Linespersons
FERGENBAUM Matt (CAN) , LUNDEN Andreas (SWE)

Team: USA - United States (Blue)

Head Coach: HOFF David



Team: CHN - China (White)

Head Coach: SHARSHUKOV Nikolay



Legend:

+A Assistant Captain

+C Captain

Sn Starting position



Game Summary

比赛总结

USA - CHN 11 - 0 (4 - 0, 5 - 0, 2 - 0)

Spectators	Referee	Linespersons
987	WEBINGER Kevin (CAN)	FERGENBAUM Matt (CAN), LUNDEN Andreas (SWE)

Team Statistics

Period	Score	SVS	SOG	PIM	TPP	PPG	SHG
1	4 : 0	2 : 10	14 : 2	2 : 4	00:55 : 00:21	1 : 0	0 : 0
2	5 : 0	2 : 13	18 : 2	4 : 8	03:54 : 02:35	3 : 0	0 : 0
3	2 : 0	2 : 3	5 : 2	0 : 0	00:00 : 01:20	0 : 0	0 : 0
Total	11 : 0	6 : 26	37 : 6	6 : 12	04:49 : 04:16	4 : 0	0 : 0

1st Period

Action	Time	ET/Res	Team	Type	No.	Name	(G)	Name of Assistant(s) / Action Description
GK	00:00		CHN		20	JI Y	-	Goalkeeper in
GK	00:00		USA		32	LEE J	-	Goalkeeper in
Penalty	04:18	06:18	USA	2 min.	24	MISIEWICZ J	-	Interference
Penalty	04:39	06:39	CHN	2 min.	3	LYU Z	-	Interference
Goal	05:23	1 : 0	USA	EQ	4	ROYBAL B	(3)	16 FARMER D On Ice USA 32 4 8 16 27 CHN 20 8 17 23 24
Goal	05:55	2 : 0	USA	EQ	4	ROYBAL B	(4)	16 FARMER D On Ice USA 32 4 8 16 27 CHN 20 8 17 23 24
Goal	08:45	3 : 0	USA	EQ	24	MISIEWICZ J	(3)	16 FARMER D 15 ZYCH K On Ice USA 32 8 11 15 16 24 CHN 20 5 15 18 19 24
Penalty	13:31	14:05	CHN	2 min.	3	LYU Z	-	Tripping
Goal	14:05	4 : 0	USA	PP1	4	ROYBAL B	(5)	16 FARMER D 24 MISIEWICZ J On Ice USA 32 4 8 16 24 27 CHN 20 8 17 23 24 *

2nd Period

Action	Time	ET/Res	Team	Type	No.	Name	(G)	Name of Assistant(s) / Action Description
GK	15:00		CHN		1	WANG W	-	Goalkeeper in
Goal	17:59	5 : 0	USA	EQ	24	MISIEWICZ J	(4)	27 PAULS J On Ice USA 32 15 16 22 24 27 CHN 1 5 15 18 19 24
Penalty	18:56	19:47	CHN	2 min.	22	HU G	-	Teeing
Goal	19:47	6 : 0	USA	PP1	16	FARMER D	(4)	24 MISIEWICZ J 4 ROYBAL B On Ice USA 32 4 8 16 24 27 CHN 1 3 12 28 32 *
Penalty	21:43	22:31	CHN	2 min.	23	CUI Y	-	Elbowing
Goal	22:31	7 : 0	USA	PP1	19	JONES M	(4)	8 WALLACE J 4 ROYBAL B On Ice USA 32 4 8 19 27 37 CHN 1 3 8 17 22 *
Goal	23:13	8 : 0	USA	EQ	16	FARMER D	(5)	15 ZYCH K On Ice USA 32 8 11 15 16 24 CHN 1 5 12 24 28 32
Penalty	23:25	25:25	USA	2 min.	11	WOODKE J	-	Interference
Penalty	25:20	27:20	CHN	2 min.	23	CUI Y	-	Hooking
Time-out	25:20		CHN					
Penalty	26:49	27:40	CHN	2 min.	28	TIAN J	-	Teeing
Goal	27:40	9 : 0	USA	PP1	11	WOODKE J	(1)	15 ZYCH K 8 WALLACE J On Ice USA 32 8 11 15 16 24 CHN 1 5 15 19 24 *
Penalty	29:20	31:20	USA	2 min.	4	ROYBAL B	-	Hooking

3rd Period

Action	Time	ET/Res	Team	Type	No.	Name	(G)	Name of Assistant(s) / Action Description
Goal	31:57	10 : 0	USA	EQ	4	ROYBAL B	(6)	8 WALLACE J 19 JONES M On Ice USA 32 4 8 11 19 37 CHN 1 3 12 15 18 19
Goal	33:02	11 : 0	USA	EQ	27	PAULS J	(2)	On Ice USA 32 3 15 16 22 27 CHN 1 5 8 17 23 24
GK	45:00		USA					32 LEE J - Goalkeeper out
GK	45:00		CHN					1 WANG W - Goalkeeper out



Goalkeeper Records

Team : USA - United States

No.	Name	SOG	SVS	MIP
32	LEE Jen	6	6	45:00
29	LAMARRE Griffin			

Team : CHN - China

No.	Name	SOG	SVS	MIP
1	WANG Wei	23	16	30:00
20	JI Yanzhao	14	10	15:00

Game Statistics

Team : USA (Blue)

Head Coach : HOFF David

No.	Pos.	Name	Gen	G	A	P	PIM	FO+	FO-	FO+/-	FO%	Shots on Goal				+/-	Time on Ice				TOT	SHF	AVG	
												1	2	3	OTTS		1	2	3	OT				
4	F	ROYBAL Brody	M	4	2	6	2	0	0	0	0.00	5	3	1	9	+3	6:14	5:25	5:14		16:53	18	0:56	
19	F	JONES Malik	M	1	1	2	0	3	2	1	60.00	1	2	0	3	+1	4:48	5:06	5:20		15:14	14	1:05	
22	D	GROVE Noah	M	0	0	0	0	0	0	0	0.00	0	0	0	0	+2	5:42	6:42	6:43		19:07	25	0:45	
27	D	PAULS Josh +C	M	1	1	2	0	0	0	0	0.00	0	0	2	2	+4	8:20	9:17	7:34		25:11	29	0:52	
37	F	EUSTACE David	M	0	0	0	0	5	5	0	50.00	0	1	0	1	+1	4:50	5:48	5:11		15:49	15	1:03	
8	D	WALLACE Jack	M	0	3	3	0	0	0	0	0.00	1	4	0	5	+5	9:17	8:55	7:54		26:06	31	0:50	
11	D	WOODKE Joseph	M	1	0	1	2	0	0	0	0.00	0	1	0	1	+3	6:35	4:58	7:42		19:15	25	0:46	
15	F	ZYCH Kyle	M	0	3	3	0	0	0	0	0.00	0	2	0	2	+4	7:10	4:23	3:39		15:12	17	0:53	
16	F	FARMER Declan +A	M	2	4	6	0	19	12	7	61.29	5	2	0	7	+6	9:16	5:05	4:54		19:15	22	0:52	
24	F	MISIEWICZ Joshua	M	2	2	4	2	0	0	0	0.00	2	2	1	5	+3	6:56	5:00	4:48		16:44	18	0:55	
3	D	DEQUEBEC Ralph	M	0	0	0	0	0	0	0	0.00	0	0	0	0	+1	1:08	3:43	4:56		9:47	13	0:45	
23	F	ROMAN Rico +A	M	0	0	0	0	9	7	2	56.25	0	0	0	0	0	1:17	3:40	4:35		9:32	13	0:44	
88	F	McKEE Kevin	M	0	0	0	0	0	0	0	0.00	0	1	1	2	0	1:11	4:06	4:50		10:07	12	0:50	
29	GK	LAMARRE Griffin	M	0	0	0	0					0	0	0	0									
32	GK	LEE Jen	M	0	0	0	0					0	0	0	0									
Total				11	16	27	6	36	26	10	58.06	14	18	5	37									

Team : CHN (White)

Head Coach : SHARSHUKOV Nikolay

No.	Pos.	Name	Gen	G	A	P	PIM	FO+	FO-	FO+/-	FO%	Shots on Goal				+/-	Time on Ice				TOT	SHF	AVG	
												1	2	3	OTTS		1	2	3	OT				
8	F	WANG Zhidong	M	0	0	0	0	14	11	3	56.00	0	0	1	1	-3	6:00	6:00	7:34		19:34	14	1:23	
17	F	SHEN Yifeng	M	0	0	0	0	0	0	0	0.00	0	0	0	0	-3	5:38	6:00	7:48		19:26	14	1:23	
22	D	HU Guangjian	M	0	0	0	2	0	0	0	0.00	0	0	0	0	0	6:32	7:38	0:00		14:10	12	1:10	
23	F	CUI Yutao +C	M	0	0	0	4	0	1	-1	0.00	0	0	0	0	-3	4:38	4:31	5:56		15:05	12	1:15	
24	D	ZHU Zhanfu	M	0	0	0	0	0	2	-2	0.00	0	1	0	1	-6	8:56	7:19	10:24		26:39	22	1:12	
3	D	LYU Zhi	M	0	0	0	4	1	1	0	50.00	1	0	0	1	-1	4:59	7:40	4:45		17:24	18	0:58	
5	D	BAI Xuesong +A	M	0	0	0	0	0	2	-2	0.00	0	0	0	0	-4	6:56	7:01	10:18		24:15	19	1:16	
15	F	SONG Xiaodong	M	0	0	0	0	0	0	0	0.00	0	0	0	0	-3	3:53	3:31	5:06		12:30	13	0:57	
18	F	WANG Jujiang	M	0	0	0	0	0	1	-1	0.00	0	0	0	0	-3	4:32	4:16	4:57		13:45	13	1:03	
19	F	ZHANG Zheng	M	0	0	0	0	5	8	-3	38.46	0	1	0	1	-3	3:32	4:35	4:13		12:20	10	1:14	
12	D	CHE Hang	M	0	0	0	0	0	0	0	0.00	1	0	0	1	-2	4:35	2:54	4:30		11:59	13	0:55	
28	F	TIAN Jintao	M	0	0	0	2	6	10	-4	37.50	0	0	1	1	-1	5:51	4:23	4:37		14:51	14	1:03	
32	F	LI Hongguan	M	0	0	0	0	0	0	0	0.00	0	0	0	0	-1	6:16	4:33	4:44		15:33	12	1:17	
11	F	YU Jing	F	0	0	0	0	0	0	0	0.00	0	0	0	0	0	0:00	0:00	0:00		0:00	0	0:00	
1	GK	WANG Wei	M	0	0	0	0					0	0	0	0									
20	GK	JI Yanzhao	M	0	0	0	0					0	0	0	0									
Total				0	0	0	12	26	36	-10	41.94	2	2	2	6									



Legend:							
(G)	Goals in tournament	*	Does not count for Plus/minus	+/-	Plus/minus net	+A	Assistant Captain
+C	Captain	A	Assists	AVG	Average time on ice / shift	D	Defender
EQ	Equal strength	ET/Res	Penalty end time/Result of game	F	Female / Forward	FO%	Face-offs won as percentage
FO+	Face-offs won	FO-	Face-offs lost	FO+/-	Face-offs net	G	Goals
Gen	Gender	GK	Goalkeeper	M	Male	MIP	Minutes in play (GK)
No.	Jersey number	OT	Overtime	P	Points	PIM	Penalties in minutes
Pos.	Position	PP1	Power play - 1 player	PPG	Power play goals	SHF	Number of shifts
SHG	Shorthanded goals	SOG	Shots on goal	SVS	Saves	TOT	Total
TPP	Time on power play	TS	Total shots				




Shot Chart
射门表

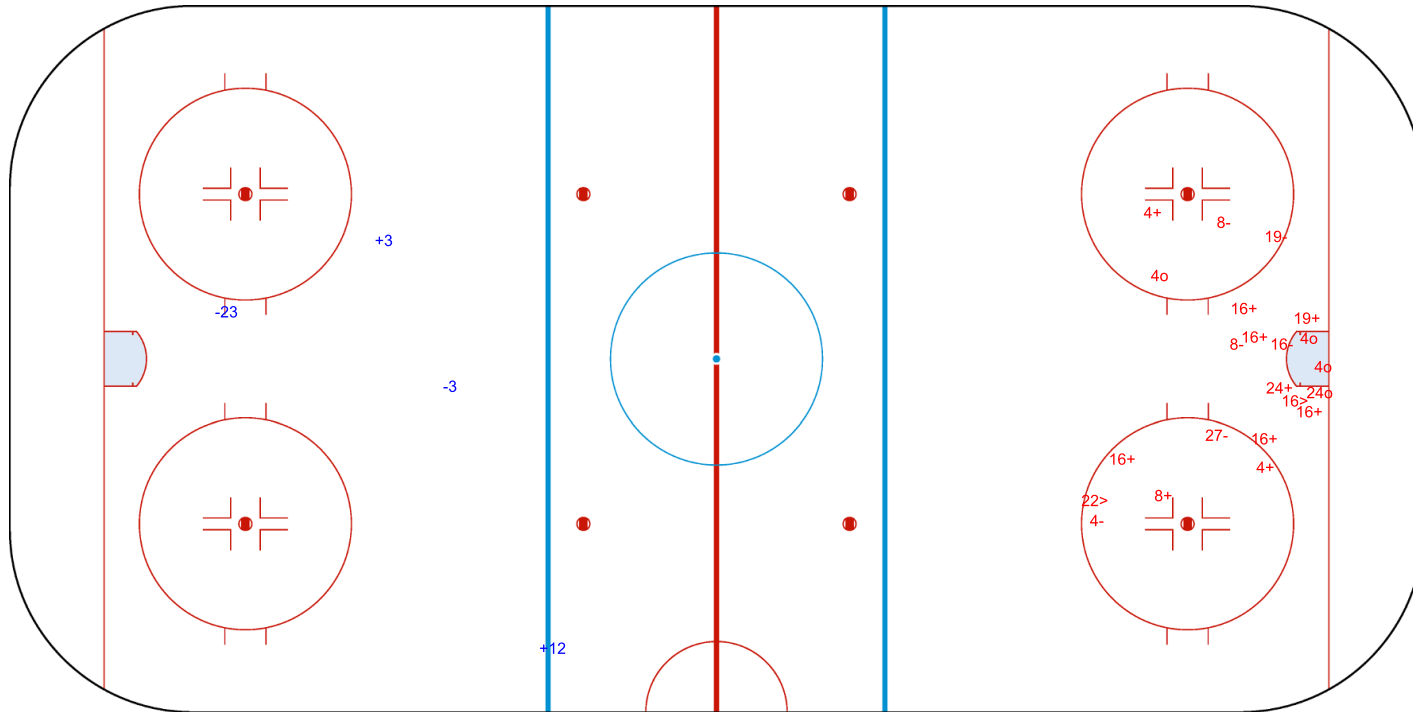
USA - CHN

USA → 1st Period ← CHN

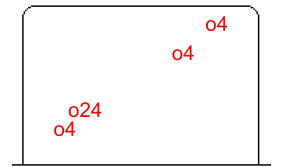
Shots by CHN
Goals (o): 0
SSP (<): 0
SSG (+): 2
SPG (-): 2



GK 32 of USA



Shots by USA
Goals (o): 4
SSP (>): 2
SSG (+): 10
SPG (-): 6




GK 20 of CHN



Shots by USA
Goals (o): 5 SSG (+): 13
SSP (<): 1 SPG (-): 4

CHN → 2nd Period ← USA


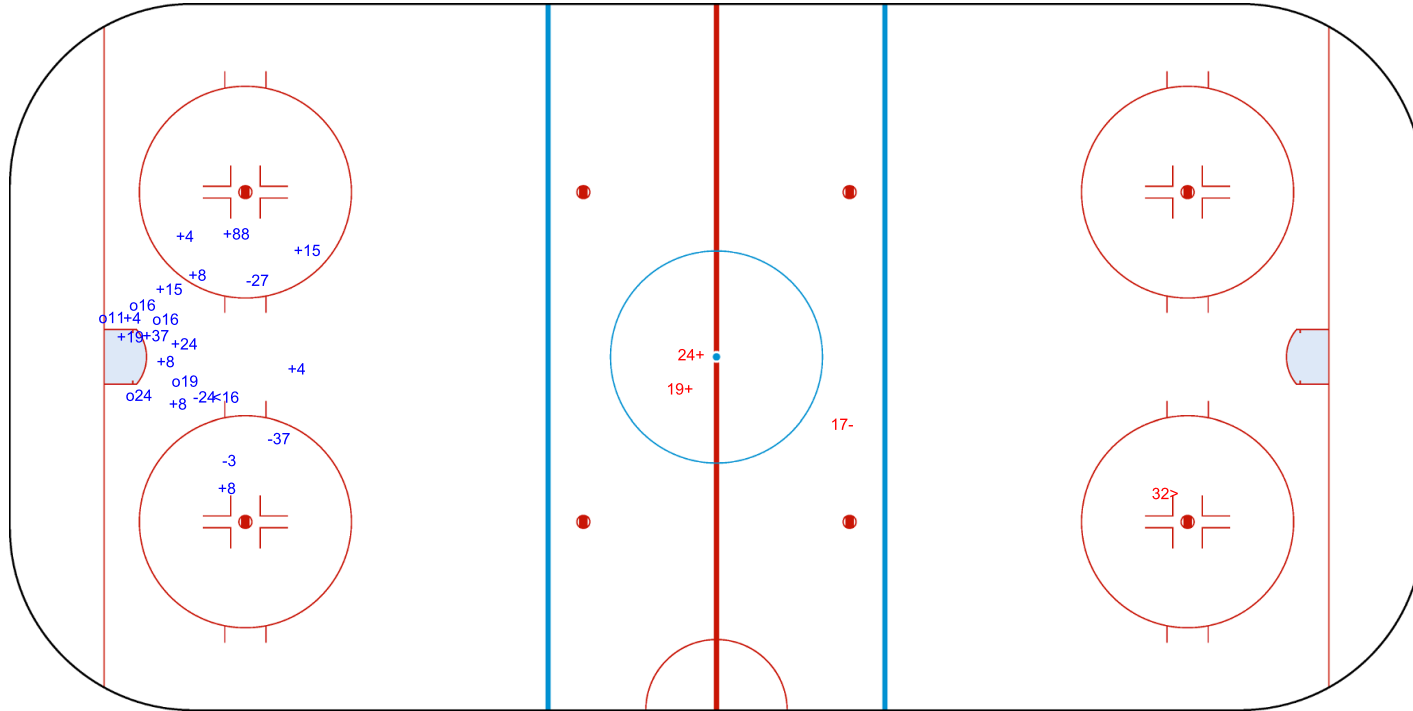
Shots by CHN
Goals (o): 0 SSG (+): 2
SSP (>): 1 SPG (-): 1



GK 1 of CHN



GK 20 of CHN



GK 32 of USA

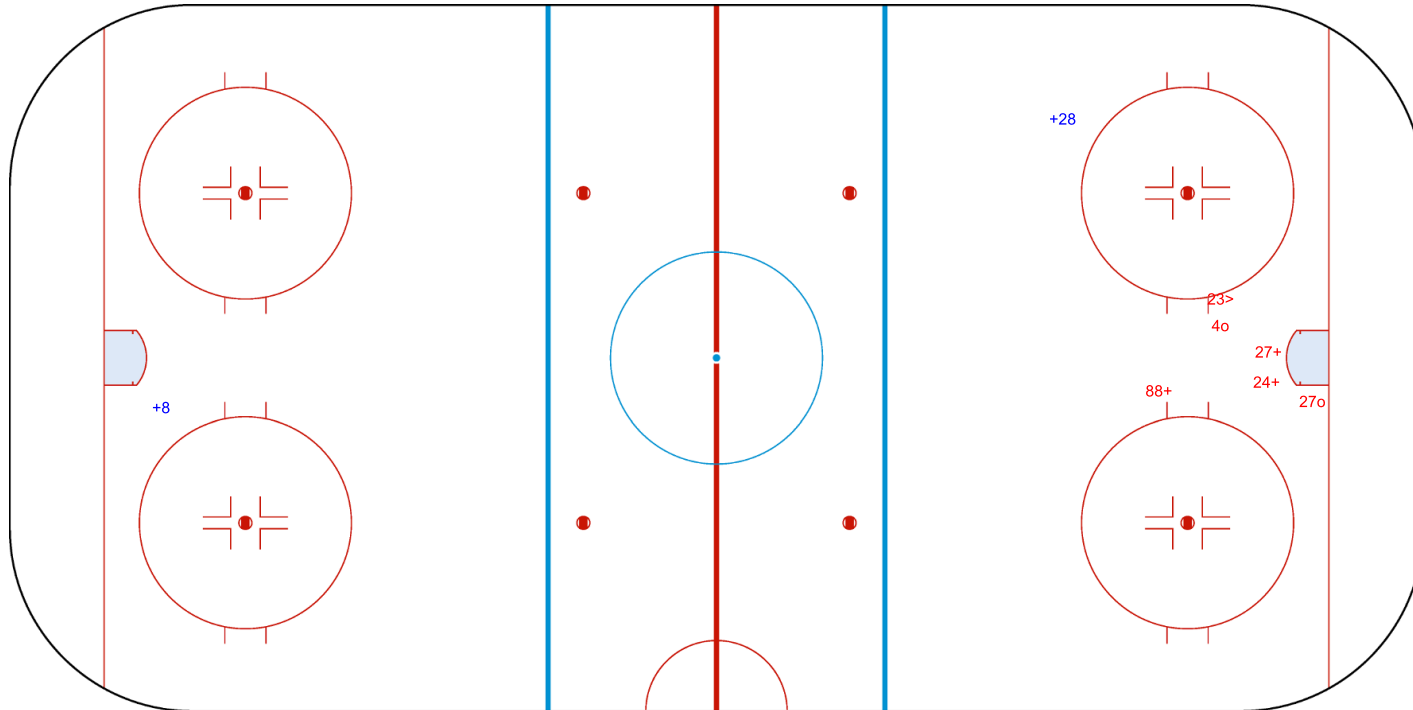


Shots by CHN
Goals (o): 0
SSP (<): 0
SSG (+): 2
SPG (-): 0

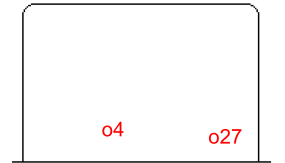


GK 32 of USA

USA → 3rd Period ← CHN



Shots by USA
Goals (o): 2
SSP (>): 1
SSG (+): 3
SPG (-): 0



GK 1 of CHN

Legend:		
GK	Goalkeeper	
SPG	Shots past goal	
SSG	Shots saved by goalkeeper	
SSP	Shots saved by player	



Face-off Chart
争球表

USA - CHN

1st PERIOD

	USA		CHN		USA		CHN		USA		CHN		Total wins all zones
	Def. zone	Att. zone	USA	CHN	Att. zone	Def. zone	USA	CHN	Att. zone	Def. zone	USA	CHN	
	+ 19	- 19	- 16	+ 8	+ 16	- 8	+ 16	- 8	+ 16	- 8	+ 16	- 8	Total wins all zones
	+ 16	- 8	+ 16	- 8	+ 16	- 8	+ 16	- 28	+ 16	- 28	+ 16	- 28	
	- 23	+ 8	+ 16	- 28	+ 16	- 28	+ 37	- 28	+ 16	- 19	+ 19	- 24	
	- 16	+ 28	- 16	+ 8	+ 19	- 28	+ 16	- 19	- 23	+ 28	+ 16	- 19	
			- 16	+ 8	- 16	- 28	+ 19	- 24	+ 16	- 19	- 37	+ 8	
			+ 19	- 28	- 16	+ 19	+ 16	- 8	+ 16	- 8	- 16	+ 8	
			- 16	+ 8	+ 16	- 28	- 23	+ 28	- 37	+ 8			
			+ 16	- 28	+ 16	- 28	+ 16	- 19	+ 16	- 8			
Total wins / period	2 / 50%	2 / 50%	4 / 57%	3 / 43%	8 / 73%	3 / 27%	14 / 64%	8 / 36%					

2nd PERIOD

	USA		CHN		USA		CHN		USA		CHN		Total wins all zones
	Def. zone	Att. zone	USA	CHN	Att. zone	Def. zone	USA	CHN	Att. zone	Def. zone	USA	CHN	
	+ 23	- 19	- 16	+ 8	+ 37	- 28	- 16	+ 8	+ 37	- 28	+ 37	- 28	Total wins all zones
	+ 37	- 19	+ 16	- 19	- 37	+ 28	+ 16	- 19	- 37	+ 28	+ 16	- 18	
	- 37	+ 28	- 37	+ 19	+ 16	- 18	- 37	+ 8	+ 16	- 5	- 37	+ 8	
			- 37	+ 8	+ 16	- 5	+ 16	- 28	+ 16	- 5	- 16	+ 3	
			+ 16	- 28	- 16	+ 3	- 16	+ 3	- 16	+ 3	- 16	+ 3	
			- 23	+ 19	+ 23	- 24	- 23	+ 19	+ 23	- 24	+ 23	- 24	
			- 23	+ 8	+ 37	- 8	+ 37	- 8	+ 37	- 8	+ 37	- 8	
					+ 16	- 28	+ 16	- 28	+ 16	- 28	+ 16	- 28	
					+ 16	- 28	+ 16	- 28	+ 16	- 28	+ 16	- 28	
					+ 16	- 23	+ 16	- 23	+ 16	- 23	+ 16	- 23	
					+ 16	- 8	+ 16	- 8	+ 16	- 8	+ 16	- 8	
					+ 23	- 3	+ 23	- 3	+ 23	- 3	+ 23	- 3	
					- 19	+ 19	- 19	+ 19	- 19	+ 19	- 19	+ 19	
					- 16	+ 19	- 16	+ 19	- 16	+ 19	- 16	+ 19	
Total wins / period	2 / 67%	1 / 33%	2 / 29%	5 / 71%	10 / 71%	4 / 29%	14 / 58%	10 / 42%					

3rd PERIOD

	USA		CHN		USA		CHN		USA		CHN		Total wins all zones
	Def. zone	Att. zone	USA	CHN	Att. zone	Def. zone	USA	CHN	Att. zone	Def. zone	USA	CHN	
	+ 16	- 28	- 16	+ 8	- 16	+ 28	- 16	+ 8	- 16	+ 28	- 16	+ 8	Total wins all zones
	+ 23	- 19	+ 23	- 8	- 23	+ 8	+ 23	- 8	- 23	+ 8	+ 23	- 8	
	+ 23	- 8	- 16	+ 28	+ 23	- 8	- 16	+ 8	+ 23	- 8	- 16	+ 8	
			+ 37	- 19	- 16	+ 8	+ 37	- 19	- 16	+ 8	+ 37	- 19	
			+ 23	- 8	- 19	+ 8	- 19	+ 8	- 23	+ 8	- 19	+ 8	
					- 23	+ 8	- 23	+ 8	+ 23	- 5	+ 23	- 5	
					- 23	+ 8	+ 23	- 5	- 23	+ 8	+ 23	- 5	
					- 23	+ 8	- 23	+ 8	- 23	+ 8	- 23	+ 8	
Total wins / period	3 / 100%	0 / 0%	3 / 60%	2 / 40%	2 / 25%	6 / 75%	8 / 50%	8 / 50%					



TOTAL

	USA		CHN		USA		CHN		Total wins all zones	
	Def. zone	Att. zone	Neutral zone		Att. zone	Def. zone	USA	CHN	USA	CHN
Total wins / game	7 / 70%	3 / 30%	9 / 47%	10 / 53%	20 / 61%	13 / 39%	36 / 58%	26 / 42%		

HEAD TO HEAD

	No.	CHN								Tot.	wins USA	Dz	Nz	Az
		3	5	8	18	19	23	24	28					
USA	16	0 - 1	1 - 0	6 - 6	1 - 0	3 - 2	1 - 0		7 - 3	31	19 61%	2 67%	5 45%	12 71%
	19			0 - 1		1 - 1		1 - 0	1 - 0	5	3 60%	1 100%	1 100%	1 33%
	23	1 - 0	1 - 0	4 - 5		2 - 1		1 - 0	0 - 1	16	9 56%	3 75%	2 50%	4 50%
	37			1 - 2		2 - 1			2 - 2	10	5 50%	1 50%	1 33%	3 60%
	Tot.	2	2	25	1	13	1	2	16	62	36 58%	7 70%	9 47%	20 61%
	wins CHN	1 50%	0 0%	14 56%	0 0%	5 38%	0 0%	0 0%	6 38%	26 42%				
	Dz	1 50%	0 0%	7 54%	0 0%	2 50%	0 0%	0 0%	3 38%	13 39%				
	Nz			6 67%		3 60%			1 20%	10 53%				
	Az			1 33%		0 0%			2 67%	3 30%				

Legend:

Az Attacking zone Dz Defending zone No. Jersey number Nz Neutral zone Tot. Total face-offs played



Line-Ups

阵容

CZE - ITA

Referee

ESPOSITO Bobby (USA)

Goalkeepers

Team: CZE

No.	Name	Gen
1	KUDELA Martin	M
6	VAPENKA Michal	M

Team Line-ups

Team: CZE (Red)

No.	Pos.	Name	Gen
23	D	FROLIK Jan	M
29	D	KUBES Pavel +C	M
75	F	RAUL Jiri	M
77	F	PALAT David	M
96	F	KRUPICKA Zdenek +A	M
15	D	ZELINKA Radek +A	M
67	D	DOLEZAL Pavel	M
55	F	VESELY Filip	M
74	F	GEIER Michal	M
92	F	SEDLACEK Patrik	M
18	F	NOVOTNY Miroslav	M
19	F	OHAR Alex	M
82	F	HABL Zdenek	M

Head Coach: NOVOTNY Jakub

NOT DRESSED:

11	D	WAGNER Karel	M
33	F	HECKO Vaclav	M

Linespersons

BEELLEN Louis (NED) , FAZEKAS Tibor (SRB)

Team: ITA

No.	Name	Gen
15	ARAUDO Gabriele	M
82	KASSLATTER Julian	M

Team: ITA (White)

No.	Pos.	Name	Gen
2	D	ENDERLE Alex	M
3	D	ROSA Gianluigi	M
6	D	CAVALIERE Gian Luca +C	M
11	F	LARCH Nils	M
62	F	DEPAOLI Christoph +A	M
14	D	BALOSSETTI Bruno	M
18	D	MACRI Andrea +A	M
8	F	RADICE Roberto	M
10	F	KAFMANN Stephan	M
27	F	ANDREONI Alessandro	M
84	D	KERSCHBAUMER Stefan	M
4	F	REMOTTI MARNINI Matteo	M
25	F	TORELLA Francesco	M

Head Coach: da RIN de LORENZO Massimo

NOT DRESSED:

1	D	STILLITANO Santino	M
34	F	LANZA Gabriele	M

Legend:

+A	Assistant Captain	+C	Captain	D	Defender	F	Forward
Gen	Gender	M	Male	No.	Jersey number	Pos.	Position



Graphical Line-ups

阵容图


CZE - ITA

Referee
ESPOSITO Bobby (USA)

Linespersons
BEELEN Louis (NED) , FAZEKAS Tibor (SRB)

Team: CZE - Czech Republic (Red)

Head Coach: NOVOTNY Jakub



Team: ITA - Italy (White)

Head Coach: da RIN de LORENZO Massimo



Legend:

+A Assistant Captain

+C Captain

Sn Starting position



Game Summary
比赛总结

REVISED
11 MAR 19:12

CZE - ITA 3 - 4 (0 - 0 , 1 - 1 , 2 - 2 , 0 - 1)

Spectators	Referee	Linespersons
	ESPOSITO Bobby (USA)	BEELEN Louis (NED) , FAZEKAS Tibor (SRB)

Team Statistics

Period	Score	SVS	SOG	PIM	TPP	PPG	SHG
1	0 : 0	3 : 6	6 : 3	2 : 4	04:00 : 02:00	0 : 0	0 : 0
2	1 : 1	1 : 5	6 : 2	2 : 4	03:57 : 01:38	1 : 1	0 : 0
3	2 : 2	7 : 5	7 : 9	4 : 0	00:00 : 04:00	0 : 0	0 : 0
OT	0 : 1	3 : 0	0 : 4	0 : 0	00:00 : 00:00	0 : 0	0 : 0
Total	3 : 4	14 : 16	19 : 18	8 : 8	07:57 : 07:38	1 : 1	0 : 0

1st Period

Action	Time	ET/Res	Team	Type	No.	Name	(G)	Name of Assistant(s) / Action Description
GK	00:00		CZE		6	VAPENKA M		- Goalkeeper in
GK	00:00		ITA		82	KASSLATTER J		- Goalkeeper in
Penalty	01:16	03:16	CZE	2 min.	55	VESELY F		- Interference
Penalty	03:50	05:50	ITA	2 min.	18	MACRI A		- Interference
Penalty	12:17	14:17	ITA	2 min.	8	RADICE R		- Teeing

2nd Period

Action	Time	ET/Res	Team	Type	No.	Name	(G)	Name of Assistant(s) / Action Description
Penalty	17:03	19:03	ITA	2 min.	6	CAVALIERE GL		- Teeing
Penalty	22:33	24:11	CZE	2 min.	18	NOVOTNY M		- Interference
Goal	24:11	0 : 1	ITA	PP1	3	ROSA G	(2)	18 MACRI A On Ice CZE 6 29 74 82 96 ITA 82 2 3 11 18 62 *
Penalty	25:27	27:24	ITA	2 min.	62	DEPAOLI C		- Unsportsmanlike Conduct
Goal	27:24	1 : 1	CZE	PP1	19	OHAR A	(2)	55 VESELY F On Ice CZE 6 15 19 55 67 77 77 PALAT D ITA 82 2 3 11 18 *

3rd Period

Action	Time	ET/Res	Team	Type	No.	Name	(G)	Name of Assistant(s) / Action Description
Penalty	31:33	33:33	CZE	2 min.	77	PALAT D		- Teeing
Penalty	37:05		ITA	PS	6	CAVALIERE GL		- Delaying the Game
Goal	37:05	2 : 1	CZE	PS	18	NOVOTNY M	(2)	On Ice CZE 18 ITA 82
Goal	40:48	2 : 2	ITA	EQ	3	ROSA G	(3)	11 LARCH N On Ice CZE 6 15 19 55 67 77 62 DEPAOLI C ITA 82 2 3 11 18 62
Penalty	41:25	43:25	CZE	2 min.	82	HABL Z		- Roughing
Goal	44:15	3 : 2	CZE	EQ	74	GEIER M	(4)	18 NOVOTNY M On Ice CZE 6 18 29 74 75 82 75 RAUL J ITA 82 2 3 11 18 62
Time-out	44:15		ITA					
GK	44:42		ITA					82 KASSLATTER J - Goalkeeper out
Goal	44:48	3 : 3	ITA	EQ EA	18	MACRI A	(1)	3 ROSA G On Ice CZE 6 18 29 74 75 82 ITA 2 3 10 11 18 62
GK	44:48		ITA		82	KASSLATTER J		- Goalkeeper in

Overtime

Action	Time	ET/Res	Team	Type	No.	Name	(G)	Name of Assistant(s) / Action Description
Goal	51:47	3 : 4	ITA	EQ	62	DEPAOLI C	(1)	18 MACRI A On Ice CZE 6 15 18 67 82 ITA 82 6 18 27 62
GK	51:47		CZE					6 VAPENKA M - Goalkeeper out
GK	51:47		ITA					82 KASSLATTER J - Goalkeeper out



Goalkeeper Records

Team : CZE - Czech Republic

No.	Name	SOG	SVS	MIP
6	VAPENKA Michal	18	14	51:47
1	KUDELA Martin			

Team : ITA - Italy

No.	Name	SOG	SVS	MIP
82	KASSLATTER Julian	19	16	51:41
15	ARAUDO Gabriele			

Game Statistics

Team : CZE (Red)

Head Coach : NOVOTNY Jakub

No.	Pos.	Name	Gen	G	A	P	PIM	FO+	FO-	FO+/-	FO%	Shots on Goal					+/-	Time on Ice						
												1	2	3	OT	TOT		1	2	3	OT	TOT	SHF	AVG
23	D	FROLIK Jan	M	0	0	0	0	0	0	0	0.00	0	0	0	0	0	0	7:04	3:35	0:00	0:00	10:39	13	0:49
29	D	KUBES Pavel +C	M	0	0	0	0	0	0	0	0.00	1	0	0	0	1	0	7:56	7:00	7:22	3:38	25:56	32	0:48
75	F	RAUL Jiri	M	0	1	1	0	1	6	-5	14.29	0	0	0	0	0	0	3:15	5:12	7:11	3:10	18:48	25	0:45
77	F	PALAT David	M	0	1	1	2	2	0	2	100.00	0	0	0	0	0	-1	3:36	6:40	4:49	1:34	16:39	22	0:45
96	F	KRUPICKA Zdenek +A	M	0	0	0	0	1	3	-2	25.00	1	0	0	0	1	0	4:21	5:10	0:34	0:00	10:05	12	0:50
15	D	ZELINKA Radek +A	M	0	0	0	0	0	0	0	0.00	0	0	0	0	0	-2	6:51	8:27	7:45	3:34	26:37	30	0:53
55	F	VESELY Filip	M	0	1	1	2	0	0	0	0.00	0	1	0	0	1	-1	5:35	4:18	7:50	2:59	20:42	24	0:51
67	D	DOLEZAL Pavel	M	0	0	0	0	0	0	0	0.00	0	1	0	0	1	-2	7:03	7:59	7:29	3:07	25:38	29	0:53
74	F	GEIER Michal	M	1	0	1	0	0	1	-1	0.00	3	2	2	0	7	0	7:03	5:33	7:42	1:46	22:04	27	0:49
92	F	SEDLACEK Patrik	M	0	0	0	0	3	2	1	60.00	0	0	0	0	0	0	5:27	2:10	0:00	0:00	7:37	8	0:57
18	F	NOVOTNY Miroslav	M	1	1	2	2	2	0	2	100.00	1	0	3	0	4	-1	4:28	5:25	5:20	2:15	17:28	21	0:49
19	F	OHAR Alex	M	1	0	1	0	6	8	-2	42.86	0	1	1	0	2	-1	4:55	6:00	7:28	2:53	21:16	23	0:55
82	F	HABL Zdenek	M	0	0	0	2	11	8	3	57.89	0	1	1	0	2	-1	4:58	5:36	7:01	2:10	19:45	23	0:51
1	GK	KUDELA Martin	M	0	0	0	0					0	0	0	0	0								
6	GK	VAPENKA Michal	M	0	0	0	0					0	0	0	0	0								
Total				3	4	7	8	26	28	-2	48.15	6	6	7	0	19								

Team : ITA (White)

Head Coach : da RIN de LORENZO Massimo

No.	Pos.	Name	Gen	G	A	P	PIM	FO+	FO-	FO+/-	FO%	Shots on Goal					+/-	Time on Ice						
												1	2	3	OT	TOT		1	2	3	OT	TOT	SHF	AVG
2	D	ENDERLE Alex	M	0	0	0	0	0	0	0	0.00	0	0	0	0	0	+1	8:05	10:30	11:00	3:00	32:35	23	1:25
3	D	ROSA Gianluigi	M	2	1	3	0	15	12	3	55.56	2	2	2	1	7	+1	9:13	9:10	9:58	4:11	32:32	22	1:28
6	D	CAVALIERE Gian Luca +C	M	0	0	0	2	0	0	0	0.00	0	0	0	1	1	+1	8:52	8:00	6:31	4:30	27:53	25	1:06
11	F	LARCH Nils	M	0	1	1	0	3	3	0	50.00	0	0	2	0	2	+1	5:56	9:28	9:19	3:44	28:27	20	1:25
62	F	DEPAOLI Christoph +A	M	1	1	2	2	3	3	0	50.00	0	0	1	2	3	+2	9:29	7:50	10:13	3:48	31:20	24	1:18
8	F	RADICE Roberto	M	0	0	0	2	1	0	1	100.00	1	0	0	0	1	0	3:46	1:24	2:21	0:00	7:31	8	0:56
10	F	KAFMANN Stephan	M	0	0	0	0	0	0	0	0.00	0	0	0	0	0	+1	5:37	5:11	5:40	2:54	19:22	18	1:04
14	D	BALOSSETTI Bruno	M	0	0	0	0	0	0	0	0.00	0	0	0	0	0	0	1:07	0:00	0:00	0:00	1:07	1	1:07
18	D	MACRI Andrea +A	M	1	2	3	2	0	0	0	0.00	0	0	3	0	3	+2	8:47	10:37	12:27	4:28	36:19	27	1:20
27	F	ANDREONI Alessandro	M	0	0	0	0	6	8	-2	42.86	0	0	1	0	1	+1	5:13	5:05	5:25	0:30	16:13	14	1:09
4	F	REMOTTI MARNINI Matteo	M	0	0	0	0	0	0	0	0.00	0	0	0	0	0	0	2:10	2:21	0:00	0:00	4:31	4	1:07
25	F	TORELLA Francesco	M	0	0	0	0	0	0	0	0.00	0	0	0	0	0	0	2:07	1:17	2:01	0:00	5:25	7	0:46
84	D	KERSCHBAUMER Stefan	M	0	0	0	0	0	0	0	0.00	0	0	0	0	0	0	0:14	0:00	0:00	0:00	0:14	1	0:14
15	GK	ARAUDO Gabriele	M	0	0	0	0					0	0	0	0	0								
82	GK	KASSLATTER Julian	M	0	0	0	0					0	0	0	0	0								
Total				4	5	9	8	28	26	2	51.85	3	2	9	4	18								



Legend:			
(G) Goals in tournament	*	Does not count for Plus/minus	+/- Plus/minus net
+C Captain	A	Assists	AVG Average time on ice / shift
EA Extra attacker	EQ	Equal strength	ET/Res Penalty end time/Result of game
FO% Face-offs won as percentage	FO+	Face-offs won	FO- Face-offs lost
G Goals	Gen	Gender	GK Goalkeeper
MIP Minutes in play (GK)	No.	Jersey number	OT Overtime
PIM Penalties in minutes	Pos.	Position	PP1 Power play - 1 player
PS Penalty shot	SHF	Number of shifts	SHG Shorthanded goals
SVS Saves	TOT	Total	TPP Time on power play
			+A Assistant Captain
			D Defender
			F Forward
			FO+/- Face-offs net
			M Male
			P Points
			PPG Power play goals
			SOG Shots on goal
			TS Total shots

REVISED Revised to correct Time on ice data for both teams during the Overtime



Shot Chart
 射门表


CZE - ITA



1st Period




Shots by ITA
 Goals (o): 0 SSG (+): 3
 SSP (<): 2 SPG (-): 0

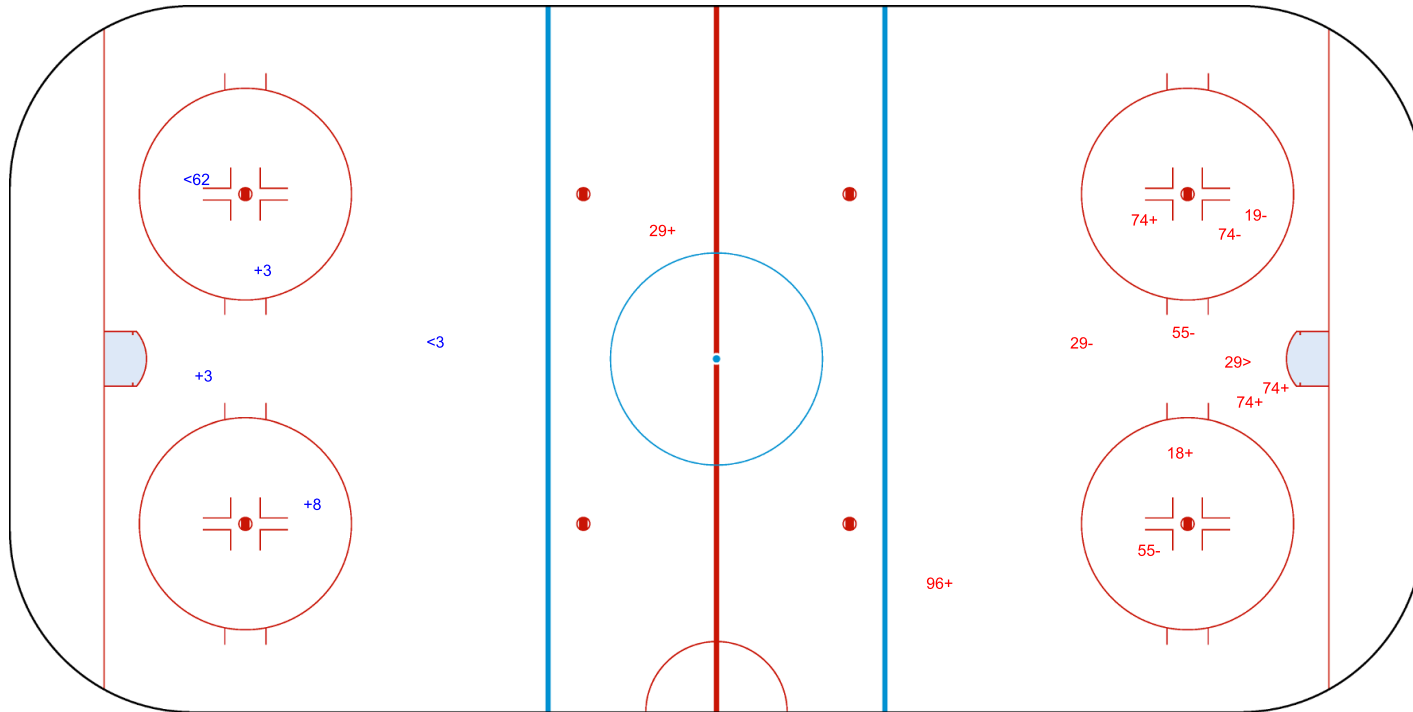


GK 6 of CZE

Shots by CZE
 Goals (o): 0 SSG (+): 6
 SSP (>): 1 SPG (-): 5




GK 82 of ITA



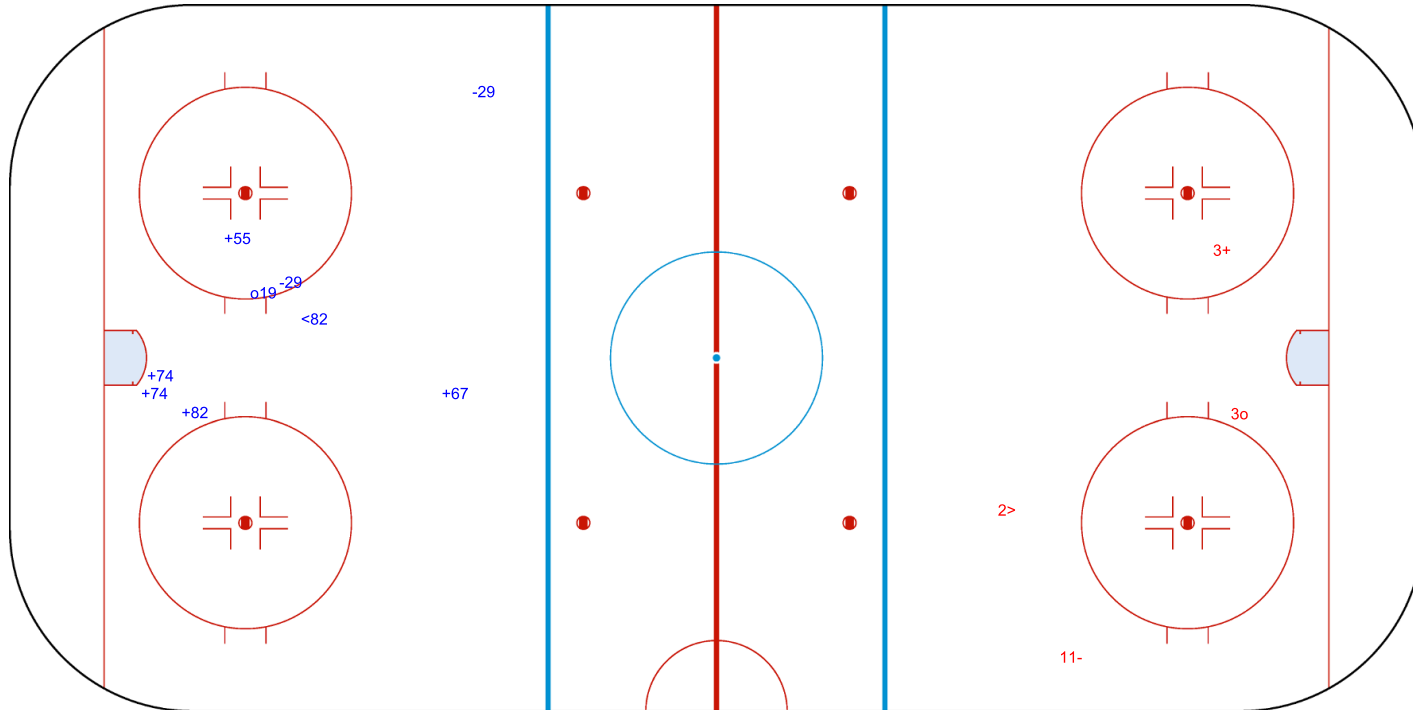


Shots by CZE
Goals (o): 1 SSG (+): 5
SSP (<): 1 SPG (-): 2



GK 82 of ITA

ITA → 2nd Period ← CZE



Shots by ITA
Goals (o): 1 SSG (+): 1
SSP (>): 1 SPG (-): 1



GK 6 of CZE

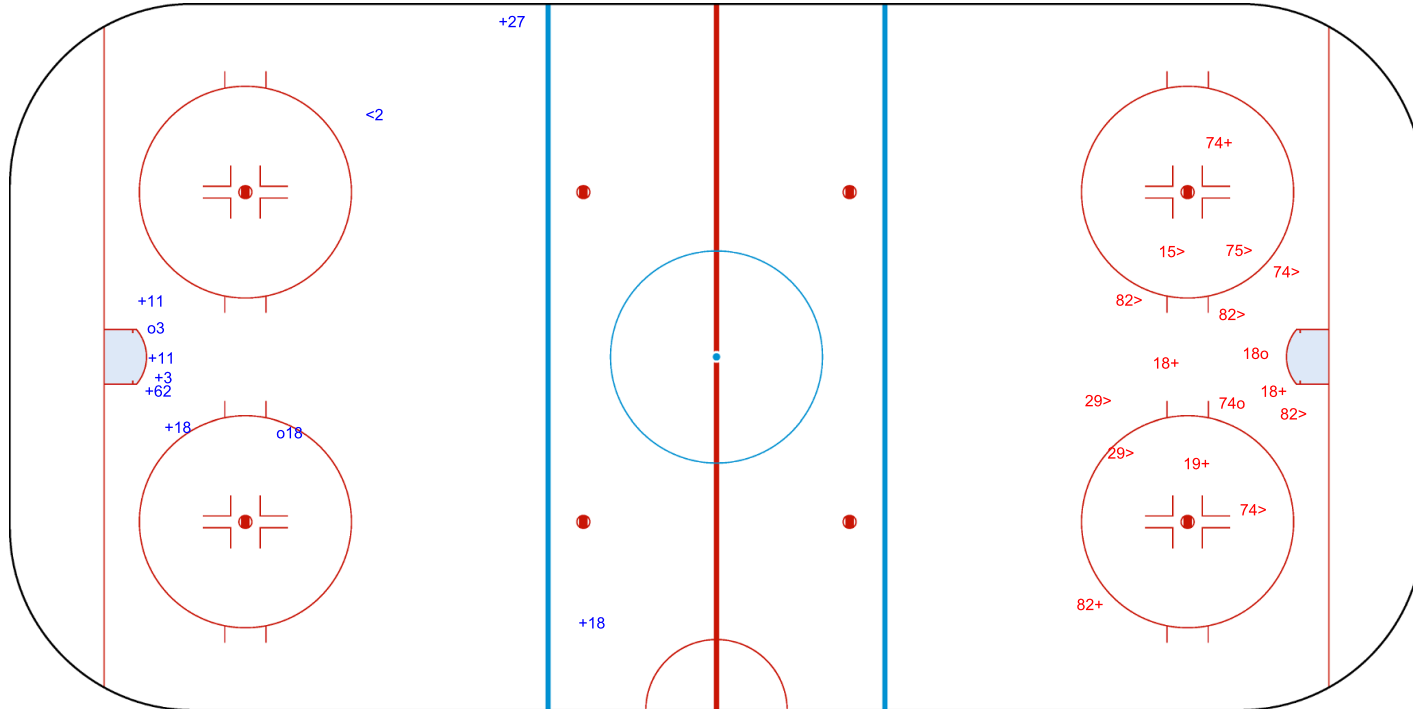


Shots by ITA
Goals (o): 2
SSP (<): 1

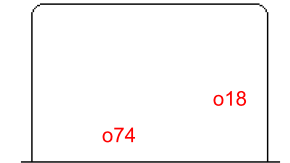


GK 6 of CZE

CZE → 3rd Period ← ITA




Shots by CZE
Goals (o): 2
SSP (>): 9



GK 82 of ITA



Shots by ITA
Goals (o): 1 SSG (+): 3
SSP (<): 1 SPG (-): 2



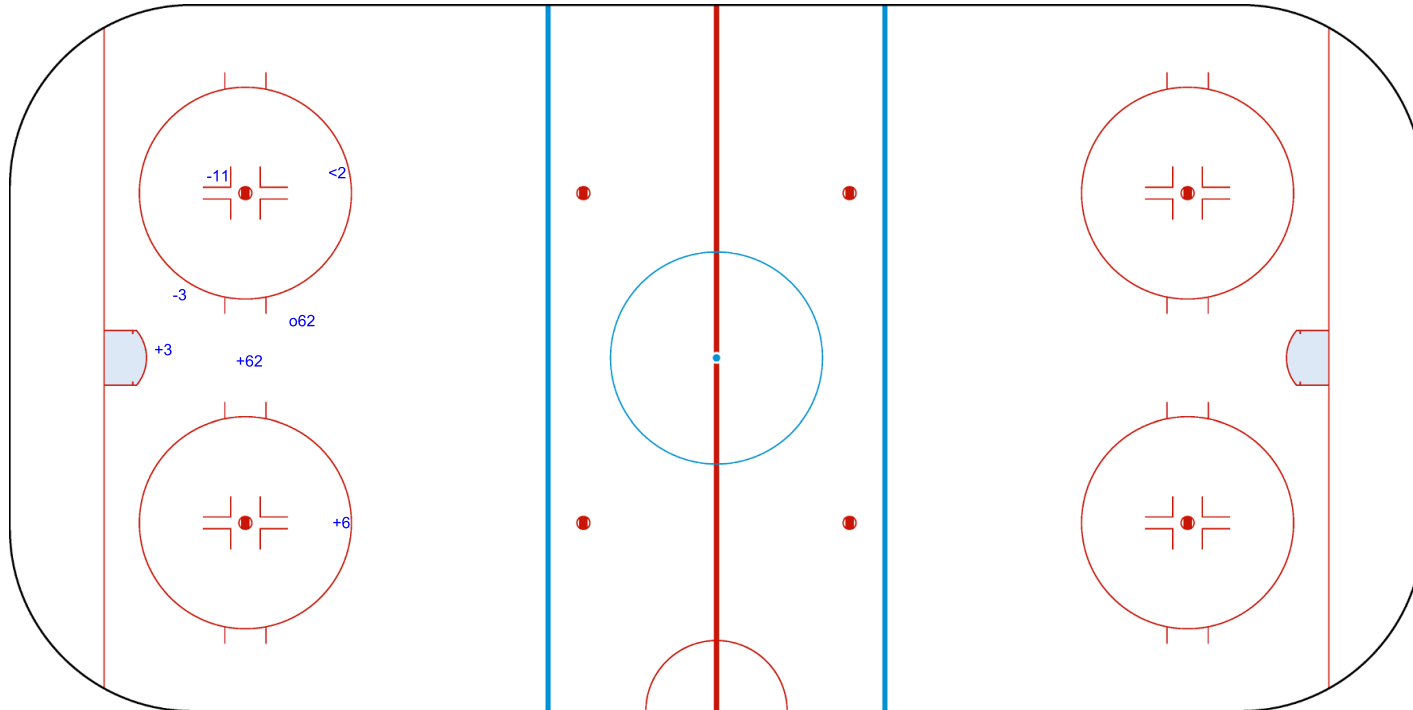
GK 6 of CZE

CZE → Overtime ← ITA

Shots by CZE
Goals (o): 0 SSG (+): 0
SSP (>): 0 SPG (-): 0



GK 82 of ITA



Legend:	GK Goalkeeper	SPG Shots past goal	SSG Shots saved by goalkeeper	SSP Shots saved by player
----------------	----------------------	----------------------------	--------------------------------------	----------------------------------



Face-off Chart

争球表

CZE - ITA

1st PERIOD

	CZE		ITA		CZE		ITA		Total wins all zones
	Def. zone	Att. zone	Neutral zone	Neutral zone	Att. zone	Def. zone	Def. zone	Att. zone	
	- 92	+ 3	- 75	+ 3	- 75	+ 62	- 75	+ 62	Total wins all zones
	- 92	+ 3	- 96	+ 27	+ 92	- 27	+ 92	- 27	
	- 19	+ 11			+ 18	- 3	+ 18	- 3	
	+ 18	- 27			+ 92	- 3	+ 92	- 3	
					- 19	+ 8	- 19	+ 8	
Total wins / period	1 / 25%	3 / 75%	0 / 0%	2 / 100%	3 / 60%	2 / 40%	4 / 36%	7 / 64%	

2nd PERIOD

	CZE		ITA		CZE		ITA		Total wins all zones
	Def. zone	Att. zone	Neutral zone	Neutral zone	Att. zone	Def. zone	Def. zone	Att. zone	
	+ 75	- 62	- 75	+ 3	+ 19	- 27	- 75	+ 11	Total wins all zones
	+ 92	- 3	+ 96	- 62	- 75	+ 11	- 75	+ 11	
	+ 19	- 62	- 96	+ 3	+ 19	- 27	+ 19	- 27	
	- 96	+ 62	+ 82	- 27	- 82	+ 27	- 82	+ 27	
			- 82	+ 27	- 19	+ 62	- 19	+ 62	
			+ 82	- 27	+ 19	- 3	+ 19	- 3	
					- 82	+ 3	- 82	+ 3	
					- 82	+ 3	- 82	+ 3	
					+ 77	- 3	+ 77	- 3	
Total wins / period	3 / 75%	1 / 25%	3 / 50%	3 / 50%	4 / 44%	5 / 56%	10 / 53%	9 / 47%	

3rd PERIOD

	CZE		ITA		CZE		ITA		Total wins all zones
	Def. zone	Att. zone	Neutral zone	Neutral zone	Att. zone	Def. zone	Def. zone	Att. zone	
	+ 82	- 3	+ 82	- 3	- 82	+ 27	- 82	+ 27	Total wins all zones
	+ 82	- 11	- 19	+ 27	- 19	+ 3	- 19	+ 3	
	- 75	+ 3	- 82	+ 3	+ 82	- 3	+ 82	- 3	
	- 82	+ 3	- 19	+ 27	- 82	+ 3	- 82	+ 3	
			+ 82	- 3	- 19	+ 3	- 19	+ 3	
			+ 19	- 27	+ 82	- 3	+ 82	- 3	
			- 19	+ 3					
			- 75	+ 3					
Total wins / period	2 / 50%	2 / 50%	3 / 38%	5 / 62%	2 / 33%	4 / 67%	7 / 39%	11 / 61%	

OVERTIME

	CZE		ITA		CZE		ITA		Total wins all zones
	Def. zone	Att. zone	Neutral zone	Neutral zone	Att. zone	Def. zone	Def. zone	Att. zone	
	+ 77	- 11	+ 82	- 3	+ 82	- 3	+ 82	- 3	Total wins all zones
	- 74	+ 11			+ 19	- 11	+ 19	- 11	
	+ 82	- 27							
Total wins / period	2 / 67%	1 / 33%	1 / 100%	0 / 0%	2 / 100%	0 / 0%	5 / 83%	1 / 17%	



TOTAL

Total wins / game	CZE	ITA	Neutral zone		CZE	ITA	Total wins all zones	
	Def. zone	Att. zone			Att. zone	Def. zone	CZE	ITA
	8 / 53%	7 / 47%	7 / 41%	10 / 59%	11 / 50%	11 / 50%	26 / 48%	28 / 52%

HEAD TO HEAD

	No.	ITA				Tot.	wins CZE	Dz	Nz	Az
		3	8	11	27					
CZE	18	1 - 0			1 - 0	2	2 100%	1 100%		1 100%
	19	1 - 3	0 - 1	1 - 1	3 - 2	14	6 43%	1 50%	1 25%	4 50%
	74			0 - 1		1	0 0%	0 0%		
	75	0 - 4		0 - 1		7	1 14%	1 50%	0 0%	0 0%
	77	1 - 0		1 - 0		2	2 100%	1 100%		1 100%
	82	7 - 5		1 - 0	3 - 3	19	11 58%	3 75%	5 71%	3 38%
	92	2 - 2			1 - 0	5	3 60%	1 33%		2 100%
	96	0 - 1			0 - 1	4	1 25%	0 0%	1 33%	
Tot.	27	1	6	14	6	26 48%	8 53%	7 41%	11 50%	
wins ITA	15 56%	1 100%	3 50%	6 43%	3 50%	28 52%				
Dz	5 42%	1 100%	1 50%	2 40%	2 100%	11 50%				
Nz	6 67%			4 57%	0 0%	10 59%				
Az	4 67%		2 50%	0 0%	1 33%	7 47%				

Legend:

Az Attacking zone Dz Defending zone No. Jersey number Nz Neutral zone Tot. Total face-offs played



Line-Ups

阵容

CHN - KOR

Referee

WEBINGER Kevin (CAN)

Linespersons

FERGENBAUM Matt (CAN) , RUNDSTROM Tony (SWE)

Goalkeepers

Team: CHN

No.	Name	Gen
1	WANG Wei	M
20	JI Yanzhao	M

Team: KOR

No.	Name	Gen
32	LEE Jae Woong	M
39	CHOI Hyuk Jun	M

Team Line-ups

Team: CHN (White)

No.	Pos.	Name	Gen
7	D	XU Jinqiang +A	M
24	D	ZHU Zhanfu	M
8	F	WANG Zhidong	M
17	F	SHEN Yifeng	M
23	F	CUI Yutao +C	M
3	D	LYU Zhi	M
22	D	HU Guangjian	M
15	F	SONG Xiaodong	M
18	F	WANG Jujiang	M
19	F	ZHANG Zheng	M
5	D	BAI Xuesong +A	M
11	F	YU Jing	F
28	F	TIAN Jintao	M
32	F	LI Hongguan	M

Head Coach: SHARSHUKOV Nikolay

NOT DRESSED:

12	D	CHE Hang	M
30	F	QIU Dianpeng	M

Team: KOR (Blue)

No.	Pos.	Name	Gen
10	D	CHO Young Jae +A	M
20	D	JANG Dong Shin	M
9	F	CHOI Si Woo	M
14	F	JUNG Seung Hwan	M
28	F	LEE Jong Kyung	M
7	D	CHOI Kwang Hyouk	M
12	D	KIM Young Sung	M
3	F	RYU Jee Hyun	M
27	F	CHO Byeong Seok +A	M
55	F	JANG Jong Ho +C	M
31	D	YU Man Gyun	M
11	F	CHOI Bae Suk	M
88	F	PARK Sang Hyeon	M

Head Coach: HAN Min Su

NOT DRESSED:

1	F	LEE Jun Yong	M
51	F	KIM Sang Lak	M

Legend:

+A	Assistant Captain	+C	Captain	D	Defender	F	Female / Forward
Gen	Gender	M	Male	No.	Jersey number	Pos.	Position



Graphical Line-ups 阵容图

CHN - KOR

Referee
WEBINGER Kevin (CAN)

Linespersons
FERGENBAUM Matt (CAN) , RUNDSTROM Tony (SWE)

Team: CHN - China (White)

Head Coach: SHARSHUKOV Nikolay



Team: KOR - Republic of Korea (Blue)

Head Coach: HAN Min Su



Legend:

+A Assistant Captain

+C Captain

Sn Starting position



Game Summary
比赛总结

REVISED
13 MAR 9:25

CHN - KOR 4 - 0 (1 - 0, 1 - 0, 2 - 0)

Spectators	Referee	Linespersons
492	WEBINGER Kevin (CAN)	FERGENBAUM Matt (CAN), RUNDSTROM Tony (SWE)

Team Statistics

Period	Score	SVS	SOG	PIM	TPP	PPG	SHG
1	1 : 0	4 : 5	6 : 4	4 : 2	02:00 : 03:04	0 : 0	0 : 0
2	1 : 0	3 : 2	3 : 3	16 : 0	00:00 : 06:43	0 : 0	0 : 0
3	2 : 0	4 : 12	14 : 4	2 : 14	02:00 : 00:13	0 : 0	0 : 0
Total	4 : 0	11 : 19	23 : 11	22 : 16	04:00 : 10:00	0 : 0	0 : 0

1st Period

Action	Time	ET/Res	Team	Type	No.	Name	(G)	Name of Assistant(s) / Action Description
GK	00:00		CHN		20	JI Y		- Goalkeeper in
GK	00:00		KOR		32	LEE JW		- Goalkeeper in
Penalty	00:07	02:07	CHN	2 min.	17	SHEN Y		- Interference
Goal	04:06	1 : 0	CHN	EQ	8	WANG Z	(5)	17 SHEN Y 24 ZHU Z On Ice CHN 20 7 8 17 22 23 KOR 32 9 10 14 20 28
Penalty	10:43	12:43	KOR	2 min.	7	CHOI KH		- Elbowing
Penalty	13:56	15:56	CHN	2 min.	8	WANG Z		- Holding an opponent

2nd Period

Action	Time	ET/Res	Team	Type	No.	Name	(G)	Name of Assistant(s) / Action Description
Goal	16:00	2 : 0	CHN	EQ	17	SHEN Y	(7)	On Ice CHN 20 7 8 17 23 24 KOR 32 9 10 14 20 28
Penalty	18:57	20:57	CHN	2 min.	17	SHEN Y		- Butt-Ending / Served by: 5 BAI X
Penalty	18:57	22:57	CHN	2 min.	17	SHEN Y		- Butt-Ending
Penalty	18:57	32:57	CHN	10 min.	17	SHEN Y		- Misconduct
Penalty	28:13	30:13	CHN	2 min.	3	LYU Z		- Delaying the Game

3rd Period

Action	Time	ET/Res	Team	Type	No.	Name	(G)	Name of Assistant(s) / Action Description
Penalty	36:51	38:51	KOR	2 min.	9	CHOI SW		- Closing hand on puck
Penalty	40:21	42:21	CHN	2 min.	3	LYU Z		- Roughing
Penalty	40:21	42:21	KOR	2 min.	12	KIM YS		- Checking to the Head and Neck Area / Served by: 7 CHOI KH
Penalty	40:21	45:00	KOR	10 min.	12	KIM YS		- Misconduct
Time-out	40:21		KOR					
Goal	43:15	3 : 0	CHN	EQ	32	LI H	(3)	17 SHEN Y 24 ZHU Z On Ice CHN 20 3 8 17 22 32 KOR 32 7 9 27 28 55
GK	44:40		KOR					32 LEE JW - Goalkeeper out
Goal	44:48	4 : 0	CHN	EQ	17	SHEN Y	(8)	8 WANG Z On Ice CHN 20 7 8 17 23 24 KOR 9 10 14 20 28 55
GK	44:48		KOR		32	LEE JW		- Goalkeeper in
GK	45:00		CHN					20 JI Y - Goalkeeper out
GK	45:00		KOR					32 LEE JW - Goalkeeper out

Goalkeeper Records

Team : CHN - China

No.	Name	SOG	SVS	MIP
20	JI Yanzhao	11	11	45:00
1	WANG Wei			

Team : KOR - Republic of Korea

No.	Name	SOG	SVS	MIP
32	LEE Jae Woong	22	19	44:52
39	CHOI Hyuk Jun			

Game Statistics

Team : CHN (White)



Head Coach : SHARSHUKOV Nikolay											Shots on Goal				Time on Ice									
No.	Pos.	Name	Gen	G	A	P	PIM	FO+	FO-	FO+/-	FO%	1	2	3	OT	TS	+/-	1	2	3	OT	TOT	SHF	AVG
7	D	XU Jinqiang +A	M	0	0	0	0	0	0	0	0.00	0	0	0	0	0	+3	7:54	8:55	7:48		24:37	18	1:22
8	F	WANG Zhidong	M	1	1	2	2	15	10	5	60.00	1	0	4			+4	6:17	9:36	9:15		25:08	18	1:23
17	F	SHEN Yifeng	M	2	2	4	16	0	1	-1	0.00	0	1	3			+4	8:31	1:44	9:55		20:10	15	1:20
23	F	CUI Yutao +C	M	0	0	0	0	0	1	-1	0.00	0	0	2			+3	8:07	6:46	7:14		22:07	18	1:13
24	D	ZHU Zhanfu	M	0	2	2	0	0	0	0	0.00	1	0	1			+2	9:43	9:32	7:43		26:58	19	1:25
3	D	LYU Zhi	M	0	0	0	4	3	0	3	100.00	2	0	0			+1	6:49	4:29	7:05		18:23	17	1:04
15	F	SONG Xiaodong	M	0	0	0	0	0	0	0	0.00	0	0	0			0	0:00	2:02	0:00		2:02	2	1:01
18	F	WANG Jujiang	M	0	0	0	0	0	0	0	0.00	0	0	0			0	0:00	1:34	0:00		1:34	2	0:47
19	F	ZHANG Zheng	M	0	0	0	0	1	1	0	50.00	0	0	0			0	0:00	1:21	0:36		1:57	3	0:39
22	D	HU Guangjian	M	0	0	0	0	0	0	0	0.00	0	1	0			+2	5:12	5:47	6:27		17:26	18	0:58
5	D	BAI Xuesong +A	M	0	0	0	0	3	1	2	75.00	0	1	0			0	5:18	4:06	2:34		11:58	8	1:29
11	F	YU Jing	F	0	0	0	0	0	0	0	0.00	0	0	0			0	0:00	0:00	0:00		0:00	0	0:00
28	F	TIAN Jintao	M	0	0	0	0	4	8	-4	33.33	2	0	1			3	6:46	7:10	6:56		20:52	13	1:36
32	F	LI Hongguan	M	1	0	1	0	0	0	0	0.00	0	0	3			+1	7:07	4:57	7:24		19:28	14	1:23
1	GK	WANG Wei	M	0	0	0	0					0	0	0			0							
20	GK	JI Yanzhao	M	0	0	0	0					0	0	0			0							
Total				4	5	9	22	26	22	4	54.17	6	3	14			23							

Team : KOR (Blue)

Head Coach : HAN Min Su											Shots on Goal				Time on Ice									
No.	Pos.	Name	Gen	G	A	P	PIM	FO+	FO-	FO+/-	FO%	1	2	3	OT	TS	+/-	1	2	3	OT	TOT	SHF	AVG
9	F	CHOI Si Woo	M	0	0	0	2	0	0	0	0.00	1	0	0			-4	8:02	8:03	6:34		22:39	22	1:01
10	D	CHO Young Jae +A	M	0	0	0	0	0	0	0	0.00	1	0	0			-3	6:58	11:06	8:39		26:43	21	1:16
14	F	JUNG Seung Hwan	M	0	0	0	0	0	0	0	0.00	1	1	0			-3	8:38	9:32	10:01		28:11	20	1:24
20	D	JANG Dong Shin	M	0	0	0	0	0	0	0	0.00	1	1	1			-3	5:53	9:29	7:50		23:12	20	1:09
28	F	LEE Jong Kyung	M	0	0	0	0	10	19	-9	34.48	0	0	1			-4	7:59	8:47	8:17		25:03	21	1:11
3	F	RYU Jee Hyun	M	0	0	0	0	0	0	0	0.00	0	0	2			0	6:40	5:22	4:12		16:14	19	0:51
7	D	CHOI Kwang Hyouk	M	0	0	0	2	0	0	0	0.00	0	0	0			-1	7:52	3:49	2:38		14:19	13	1:06
12	D	KIM Young Sung	M	0	0	0	12	0	0	0	0.00	0	1	0			1	8:43	5:33	5:08		19:24	19	1:01
27	F	CHO Byeong Seok +A	M	0	0	0	0	2	0	2	100.00	0	0	0			-1	4:23	7:17	8:16		19:56	19	1:02
55	F	JANG Jong Ho +C	M	0	0	0	0	10	7	3	58.82	0	0	0			-2	7:30	5:54	7:14		20:38	20	1:01
11	F	CHOI Bae Suk	M	0	0	0	0	0	0	0	0.00	0	0	0			0	0:00	0:00	0:11		0:11	1	0:11
31	D	YU Man Gyun	M	0	0	0	0	0	0	0	0.00	0	0	0			0	0:00	0:00	0:00		0:00	0	0:00
88	F	PARK Sang Hyeon	M	0	0	0	0	0	0	0	0.00	0	0	0			0	0:00	0:00	1:44		1:44	2	0:52
32	GK	LEE Jae Woong	M	0	0	0	0					0	0	0			0							
39	GK	CHOI Hyuk Jun	M	0	0	0	0					0	0	0			0							
Total				0	0	0	16	22	26	-4	45.83	4	3	4			11							

Legend:

(G) Goals in tournament	+/- Plus/minus net	+A Assistant Captain	+C Captain
A Assists	AVG Average time on ice / shift	D Defender	ENG Empty net goal
EQ Equal strength	ET/Res Penalty end time/Result of game	F Female / Forward	FO% Face-offs won as percentage
FO+ Face-offs won	FO- Face-offs lost	FO+/- Face-offs net	G Goals
Gen Gender	GK Goalkeeper	M Male	MIP Minutes in play (GK)
No. Jersey number	OT Overtime	P Points	PIM Penalties in minutes
Pos. Position	PPG Power play goals	SHF Number of shifts	SHG Shorthanded goals
SOG Shots on goal	SVS Saves	TOT Total	TPP Time on power play
TS Total shots			

REVISED

Revised to correct Time on ice data for team CHN in the 3rd period




Shot Chart
射门表

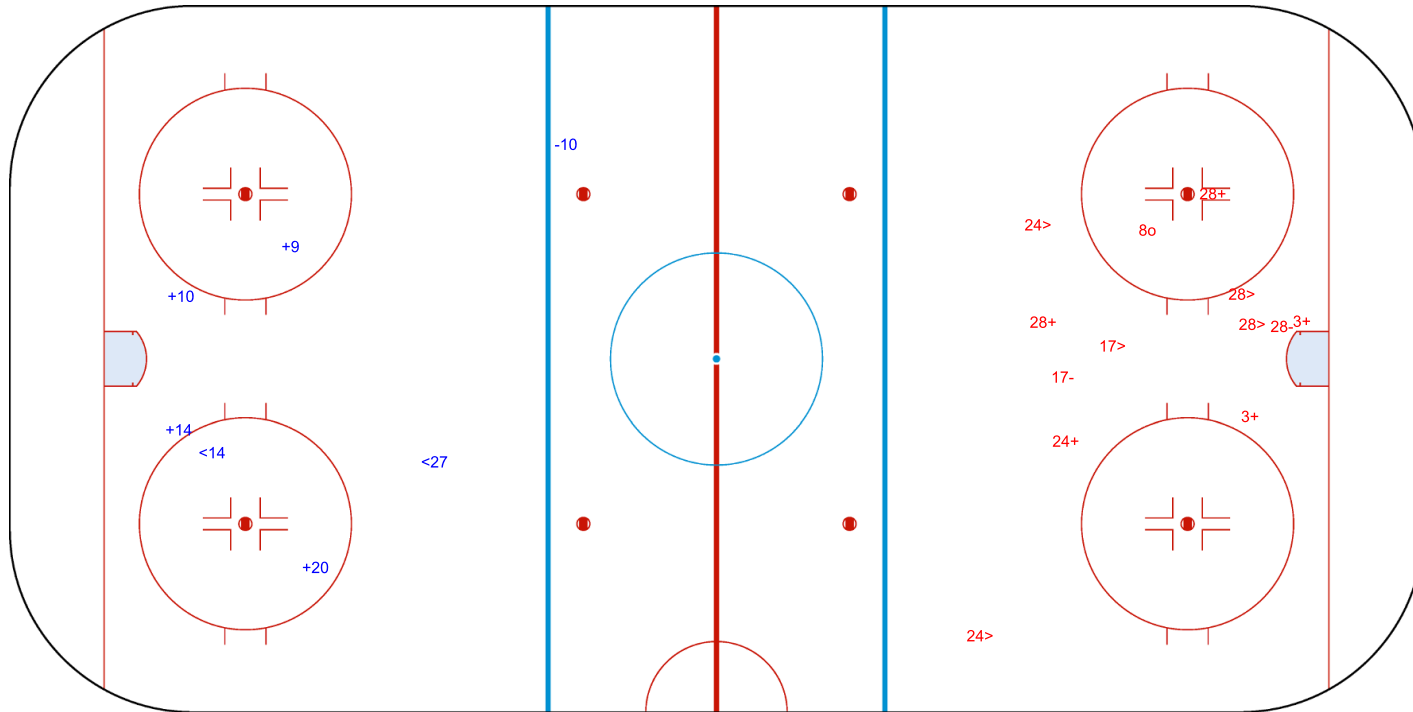
CHN - KOR

CHN → 1st Period ← KOR

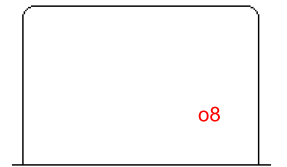
Shots by KOR
Goals (o): 0
SSP (<): 2
SSG (+): 4
SPG (-): 1



GK 20 of CHN



Shots by CHN
Goals (o): 1
SSP (>): 5
SSG (+): 5
SPG (-): 2



GK 32 of KOR



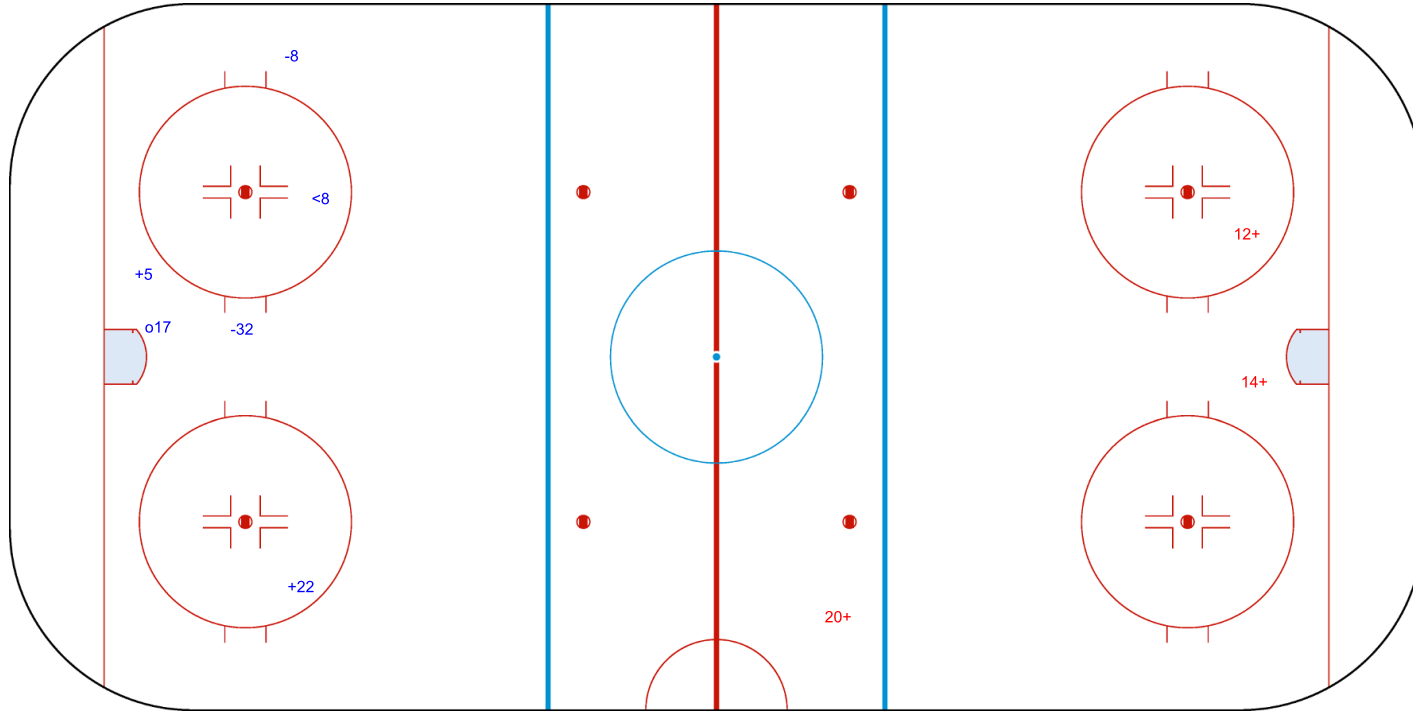
Shots by CHN

Goals (o): 1 SSG (+): 2
SSP (<): 1 SPG (-): 2



GK 32 of KOR

KOR → 2nd Period ← CHN



Shots by KOR

Goals (o): 0 SSG (+): 3
SSP (>): 0 SPG (-): 0



GK 20 of CHN

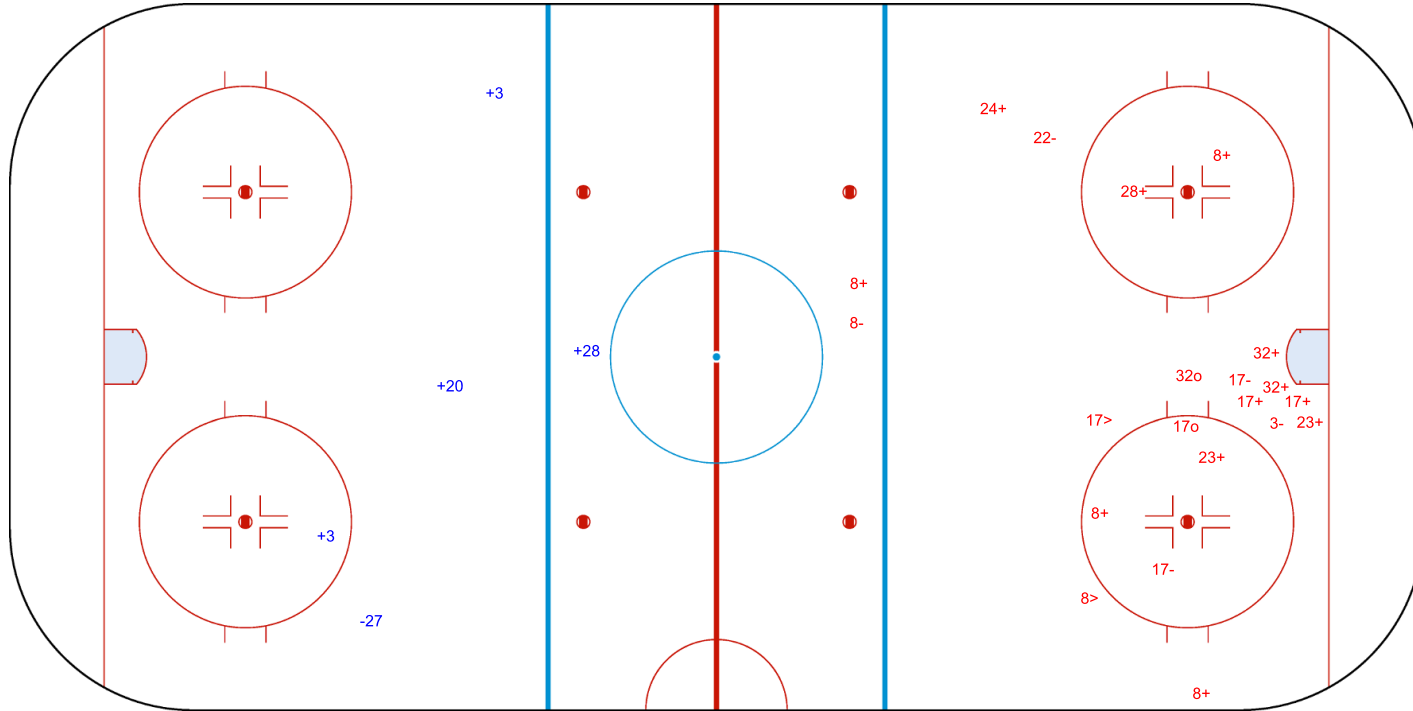


Shots by KOR
Goals (o): 0
SSP (<): 0
SSG (+): 4
SPG (-): 1



GK 20 of CHN


CHN → 3rd Period ← KOR



Shots by CHN
Goals (o): 2
SSP (>): 2
SSG (+): 12
SPG (-): 5



GK 32 of KOR



ENG

Legend:	
ENG	Empty net goal
GK	Goalkeeper
SPG	Shots past goal
SSG	Shots saved by goalkeeper
SSP	Shots saved by player



Face-off Chart
争球表
CHN - KOR

1st PERIOD

	CHN		KOR		CHN		KOR		
	Def. zone	Att. zone	Neutral zone	Neutral zone	Att. zone	Def. zone	Def. zone		
	+ 8	- 28	+ 8	- 28	- 28	+ 28			Total wins all zones
	+ 8	- 55	+ 3	- 55	- 28	+ 28			
	+ 3	- 28	- 8	+ 55	+ 8	- 28			
	+ 5	- 28	+ 28	- 55	+ 8	- 28			
	+ 3	- 28	- 28	+ 55					
Total wins / period	5 / 100%	0 / 0%	3 / 60%	2 / 40%	2 / 50%	2 / 50%			
									10 / 71% 4 / 29%

2nd PERIOD

	CHN		KOR		CHN		KOR		
	Def. zone	Att. zone	Neutral zone	Neutral zone	Att. zone	Def. zone	Def. zone		
	+ 8	- 55	- 17	+ 28	- 8	+ 28			Total wins all zones
	- 28	+ 28	- 28	+ 55	- 8	+ 27			
	+ 8	- 55	+ 19	- 28					
	+ 8	- 28	+ 8	- 28					
	- 8	+ 55	- 28	+ 55					
Total wins / period	5 / 71%	2 / 29%	2 / 33%	4 / 67%	0 / 0%	2 / 100%			
									7 / 47% 8 / 53%

3rd PERIOD

	CHN		KOR		CHN		KOR		
	Def. zone	Att. zone	Neutral zone	Neutral zone	Att. zone	Def. zone	Def. zone		
	+ 8	- 28	+ 8	- 28	- 5	+ 28			Total wins all zones
	- 28	+ 28	- 8	+ 55	- 19	+ 55			
	- 8	+ 55	+ 5	- 28	+ 28	- 28			
	+ 28	- 28	+ 5	- 28	- 8	+ 28			
	+ 28	- 55	+ 8	- 28	- 23	+ 28			
Total wins / period	3 / 60%	2 / 40%	4 / 67%	2 / 33%	2 / 25%	6 / 75%			
									9 / 47% 10 / 53%

TOTAL

	CHN		KOR		CHN		KOR		
	Def. zone	Att. zone	Neutral zone	Neutral zone	Att. zone	Def. zone	Def. zone		
Total wins / game	13 / 76%	4 / 24%	9 / 53%	8 / 47%	4 / 29%	10 / 71%			CHN KOR
									26 / 54% 22 / 46%



HEAD TO HEAD

		KOR							
No.	27	28	55	Tot.	wins CHN	Dz	Nz	Az	
CHN	3	2 - 0	1 - 0	3	3 100%	2 100%	1 100%		
	5	3 - 1		4	3 75%	1 100%	2 100%	0 0%	
	8	0 - 2	11 - 3	4 - 5	25	15 60%	8 80%	4 50%	3 43%
	17	0 - 1		1	0 0%		0 0%		
	19	1 - 0	0 - 1	2	1 50%		1 100%	0 0%	
	23	0 - 1		1	0 0%			0 0%	
	28	2 - 4	2 - 4	12	4 33%	2 50%	1 25%	1 25%	
Tot.	2	29	17	48	26 54%	13 76%	9 53%	4 29%	
wins KOR	2 100%	10 34%	10 59%	22 46%					
Dz	2 100%	6 60%	2 100%	10 71%					
Nz		2 22%	6 75%	8 47%					
Az		2 20%	2 29%	4 24%					

Legend:

Az Attacking zone **Dz** Defending zone **No.** Jersey number **Nz** Neutral zone **Tot.** Total face-offs played



Line-Ups

阵容

USA - CAN

Referee

GRUMSEN Jacob (DEN)

Linespersons

LUNDEN Andreas (SWE) , VANEK Jan (CZE)

Goalkeepers

Team: USA

No.	Name	Gen
29	LAMARRE Griffin	M
32	LEE Jen	M

Team: CAN

No.	Name	Gen
31	LAROCQUE Dominic	M
54	KINGSMILL Adam	M

Team Line-ups

Team: USA (Blue)

No.	Pos.	Name	Gen
8	D	WALLACE Jack	M
11	D	WOODKE Joseph	M
4	F	ROYBAL Brody	M
19	F	JONES Malik	M
37	F	EUSTACE David	M
22	D	GROVE Noah	M
27	D	PAULS Josh +C	M
15	F	ZYCH Kyle	M
16	F	FARMER Declan +A	M
24	F	MISIEWICZ Joshua	M
3	D	DEQUEBEC Ralph	M
9	F	DODSON Travis	M
23	F	ROMAN Rico +A	M

Head Coach: HOFF David

NOT DRESSED:

18	F	NICHOLS Evan	M
88	F	McKEE Kevin	M

Team: CAN (White)

No.	Pos.	Name	Gen
11	D	DIXON Adam	M
7	F	LAVIN Zach	M
8	F	McGREGOR Tyler +C	M
12	F	WESTLAKE Greg	M
23	F	HICKEY Liam	M
5	D	HENRY Tyrone +A	M
6	D	ARMSTRONG Rob	M
4	F	DUNN James +A	M
10	F	DELANEY Ben	M
18	F	BRIDGES Billy	M
22	F	RILEY Garrett	M
26	F	JACOBS-WEBB Anton	M
28	F	LEHOUX Antoine	M

Head Coach: BABEY Ken

NOT DRESSED:

2	D	CRANE Rod	M
15	D	SISON Branden	M

Legend:

+A	Assistant Captain	+C	Captain	D	Defender	F	Forward
Gen	Gender	M	Male	No.	Jersey number	Pos.	Position



Graphical Line-ups 阵容图

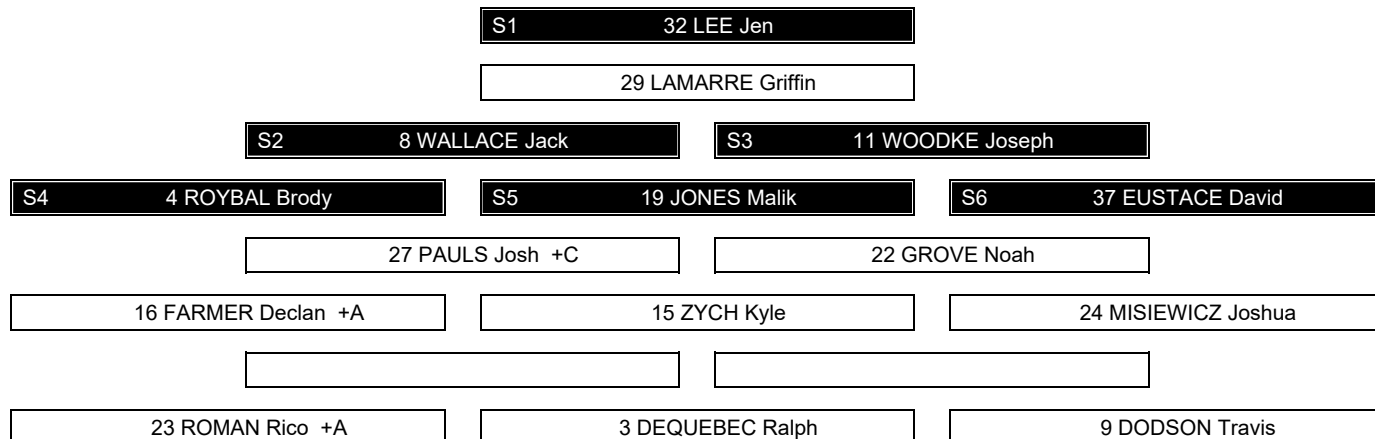
USA - CAN

Referee
GRUMSEN Jacob (DEN)

Linespersons
LUNDEN Andreas (SWE) , VANEK Jan (CZE)

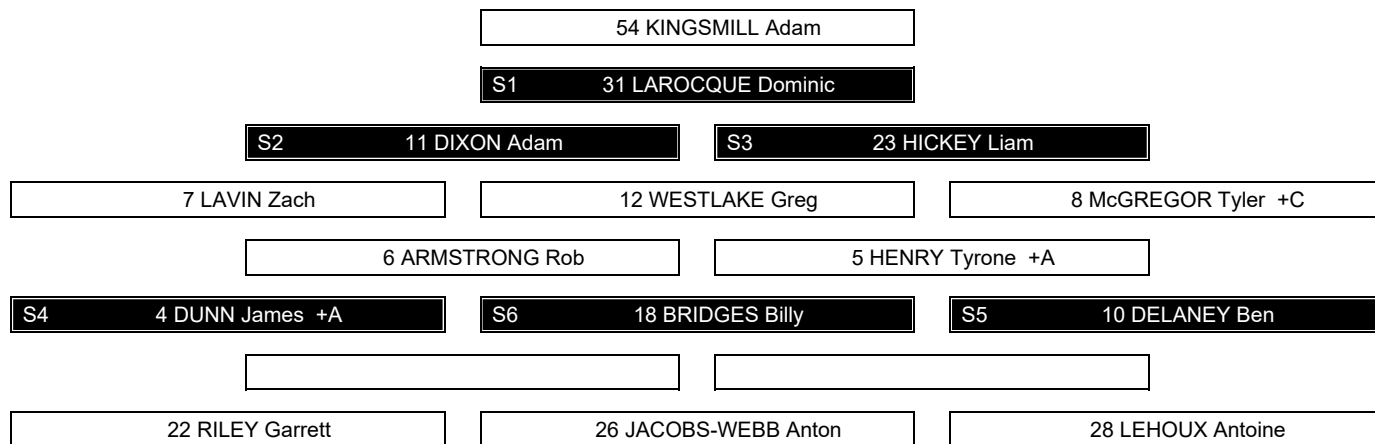
Team: USA - United States (Blue)

Head Coach: HOFF David



Team: CAN - Canada (White)

Head Coach: BABEY Ken



Legend:

+A Assistant Captain

+C Captain

Sn Starting position



Game Summary

比赛总结

USA - CAN 5 - 0 (2 - 0, 2 - 0, 1 - 0)

Spectators	Referee	Linespersons
1012	GRUMSEN Jacob (DEN)	LUNDEN Andreas (SWE) , VANEK Jan (CZE)

Team Statistics

Period	Score	SVS	SOG	PIM	TPP	PPG	SHG
1	2 : 0	8 : 1	3 : 8	4 : 0	00:00 : 04:00	0 : 0	2 : 0
2	2 : 0	2 : 9	11 : 2	6 : 0	00:00 : 04:07	0 : 0	0 : 0
3	1 : 0	6 : 5	6 : 6	0 : 2	02:00 : 00:30	0 : 0	0 : 0
Total	5 : 0	16 : 15	20 : 16	10 : 2	02:00 : 08:37	0 : 0	2 : 0

1st Period

Action	Time	ET/Res	Team	Type	No.	Name	(G)	Name of Assistant(s) / Action Description
GK	00:00		USA		32	LEE J		- Goalkeeper in
GK	00:00		CAN		31	LAROCQUE D		- Goalkeeper in
Penalty	08:10	10:10	USA	2 min.	8	WALLACE J		- Teeing
Goal	09:08	1 : 0	USA	SH1	16	FARMER D	(6)	On Ice USA 32 4 11 16 27 CAN 31 4 8 12 18 23
Goal	09:33	2 : 0	USA	SH1	4	ROYBAL B	(7)	On Ice USA 32 4 11 16 27 CAN 31 6 7 10 11 22
Time-out	09:33		CAN					
Penalty	11:21	13:21	USA	2 min.	11	WOODKE J		- Interference

2nd Period

Action	Time	ET/Res	Team	Type	No.	Name	(G)	Name of Assistant(s) / Action Description
Penalty	16:15		CAN	PS	23	HICKEY L		- Tripping
PS miss	16:15		USA	PS	27	PAULS J		
Goal	17:39	3 : 0	USA	EQ	4	ROYBAL B	(8)	11 WOODKE J On Ice USA 32 4 8 11 19 37 CAN 31 5 6 8 12 18
Goal	22:51	4 : 0	USA	EQ	27	PAULS J	(3)	16 FARMER D On Ice USA 32 8 15 16 24 27 CAN 31 5 6 7 12 26
Penalty	25:03	27:03	USA	2 min.	24	MISIEWICZ J		- Interference
Penalty	27:53	29:53	USA	2 min.	8	WALLACE J		- Tripping
Penalty	28:30	30:30	USA	2 min.	22	GROVE N		- Teeing

3rd Period

Action	Time	ET/Res	Team	Type	No.	Name	(G)	Name of Assistant(s) / Action Description
Goal	35:57	5 : 0	USA	EQ	16	FARMER D	(7)	27 PAULS J 4 ROYBAL B On Ice USA 32 4 8 16 24 27 CAN 31 11 22 23 26 28
Penalty	38:46	40:46	CAN	2 min.	10	DELANEY B		- Boarding
GK	45:00		USA					32 LEE J - Goalkeeper out
GK	45:00		CAN					31 LAROCQUE D - Goalkeeper out

Goalkeeper Records

Team : USA - United States

Team : CAN - Canada

No.	Name	SOG	SVS	MIP
32	LEE Jen	16	16	45:00
29	LAMARRE Griffin			
No.	Name	SOG	SVS	MIP
31	LAROCQUE Dominic	20	15	45:00
54	KINGSMILL Adam			

Game Statistics

Team : USA (Blue)																						
Head Coach : HOFF David										Shots on Goal		Time on Ice										
No.	Pos.	Name	Gen	G	A	P	PIM	FO+	FO-	FO+/-	FO%	1	2	3	OT	TOT	SHF	AVG				
4	F	ROYBAL Brody	M	2	1	3	0	0	0	0	0.00	1	2	2	5	+4	9:30	10:42	9:13	29:25	22	1:20
8	D	WALLACE Jack	M	0	0	0	4	0	0	0	0.00	0	2	3	5	+3	8:32	9:33	8:50	26:55	22	1:13
11	D	WOODKE Joseph	M	0	1	1	2	0	0	0	0.00	0	0	0	0	+3	6:30	5:24	4:13	16:07	17	0:56
19	F	JONES Malik	M	0	0	0	0	0	1	-1	0.00	0	0	0	0	+1	5:23	5:25	4:54	15:42	13	1:12



Head Coach : HOFF David											Shots on Goal				Time on Ice									
No.	Pos.	Name	Gen	G	A	P	PIM	FO+	FO-	FO+/-	FO%	1	2	3	OT	TTS	+/-	1	2	3	OT	TOT	SHF	AVG
37	F	EUSTACE David	M	0	0	0	0	3	4	-1	42.86	0	1	0	1	1	+1	6:22	6:24	6:21		19:07	17	1:07
15	F	ZYCH Kyle	M	0	0	0	0	0	0	0	0.00	0	1	0	1	1	+1	3:02	4:03	2:51		9:56	10	0:59
16	F	FARMER Declan +A	M	2	1	3	0	14	11	3	56.00	2	1	1	4	4	+4	7:58	9:14	8:56		26:08	19	1:22
22	D	GROVE Noah	M	0	0	0	2	0	0	0	0.00	0	0	0	0	0	0	6:18	4:27	4:35		15:20	15	1:01
24	F	MISIEWICZ Joshua	M	0	0	0	2	0	1	-1	0.00	0	0	0	0	0	+2	5:58	4:09	7:22		17:29	18	0:58
27	D	PAULS Josh +C	M	1	1	2	0	0	0	0	0.00	0	4	0	4	4	+4	9:08	9:08	10:39		28:55	21	1:22
3	D	DEQUEBEC Ralph	M	0	0	0	0	0	0	0	0.00	0	0	0	0	0	0	0:00	0:00	2:24		2:24	2	1:12
9	F	DODSON Travis	M	0	0	0	0	0	0	0	0.00	0	0	0	0	0	0	1:51	0:42	2:05		4:38	5	0:55
23	F	ROMAN Rico +A	M	0	0	0	0	0	0	0	0.00	0	0	0	0	0	0	0:00	0:00	1:47		1:47	2	0:53
29	GK	LAMARRE Griffin	M	0	0	0	0					0	0	0	0	0								
32	GK	LEE Jen	M	0	0	0	0					0	0	0	0	0								
Total				5	4	9	10	17	17	0	50.00	3	11	6	20									

Team : CAN (White)

Head Coach : BABEY Ken											Shots on Goal				Time on Ice										
No.	Pos.	Name	Gen	G	A	P	PIM	FO+	FO-	FO+/-	FO%	1	2	3	OT	TTS	+/-	1	2	3	OT	TOT	SHF	AVG	
7	F	LAVIN Zach	M	0	0	0	0	2	0	2	100.00	1	0	0	1	1	-2	5:58	3:43	6:29		16:10	17	0:57	
8	F	McGREGOR Tyler +C	M	0	0	0	0	1	1	0	50.00	0	0	0	0	0	-2	8:14	6:34	7:28		22:16	20	1:06	
11	D	DIXON Adam	M	0	0	0	0	0	0	0	0.00	0	0	0	0	0	-2	8:10	9:57	12:13		30:20	22	1:22	
12	F	WESTLAKE Greg	M	0	0	0	0	5	6	-1	45.45	1	1	1	3	3	-3	8:13	7:30	7:11		22:54	20	1:08	
23	F	HICKEY Liam	M	0	0	0	0	0	0	0	0.00	3	1	0	4	4	-2	10:49	11:37	12:35		35:01	22	1:35	
4	F	DUNN James +A	M	0	0	0	0	0	0	0	0.00	0	0	0	0	0	-1	7:05	8:15	4:42		20:02	19	1:03	
5	D	HENRY Tyrone +A	M	0	0	0	0	0	0	0	0.00	0	0	0	0	0	-2	3:40	2:46	2:19		8:45	11	0:47	
6	D	ARMSTRONG Rob	M	0	0	0	0	0	0	0	0.00	0	0	0	1	1	-3	4:53	2:46	2:48		10:27	13	0:48	
10	F	DELANEY Ben	M	0	0	0	2	0	0	0	0.00	0	0	1	1	1	-1	5:47	5:46	4:13		15:46	17	0:55	
18	F	BRIDGES Billy	M	0	0	0	0	8	10	-2	44.44	1	0	2	3	3	-2	7:48	9:13	4:05		21:06	21	1:00	
22	F	RILEY Garrett	M	0	0	0	0	1	0	1	100.00	1	0	0	1	1	-2	2:56	2:02	3:07		8:05	8	1:00	
26	F	JACOBS-WEBB Anton	M	0	0	0	0	0	0	0	0.00	0	0	2	2	2	-2	1:03	2:40	3:30		7:13	8	0:54	
28	F	LEHOUX Antoine	M	0	0	0	0	0	0	0	0.00	0	0	0	0	0	-1	1:19	2:02	1:55		5:16	6	0:52	
31	GK	LAROCQUE Dominic	M	0	0	0	0					0	0	0	0	0									
54	GK	KINGSMILL Adam	M	0	0	0	0					0	0	0	0	0									
Total				0	0	0	2	17	17	0	50.00	8	2	6	16										

Legend:

(G) Goals in tournament	+/- Plus/minus net	+A Assistant Captain	+C Captain
A Assists	AVG Average time on ice / shift	D Defender	EQ Equal strength
ET/Res Penalty end time/Result of game	F Forward	FO% Face-offs won as percentage	FO+ Face-offs won
FO- Face-offs lost	FO+/- Face-offs net	G Goals	Gen Gender
GK Goalkeeper	M Male	MIP Minutes in play (GK)	No. Jersey number
OT Overtime	P Points	PIM Penalties in minutes	Pos. Position
PPG Power play goals	PS Penalty shot	SH1 Shorthanded - 1 player	SHF Number of shifts
SHG Shorthanded goals	SOG Shots on goal	SVS Saves	TOT Total
TPP Time on power play	TS Total shots		



Shot Chart
 射门表


USA - CAN



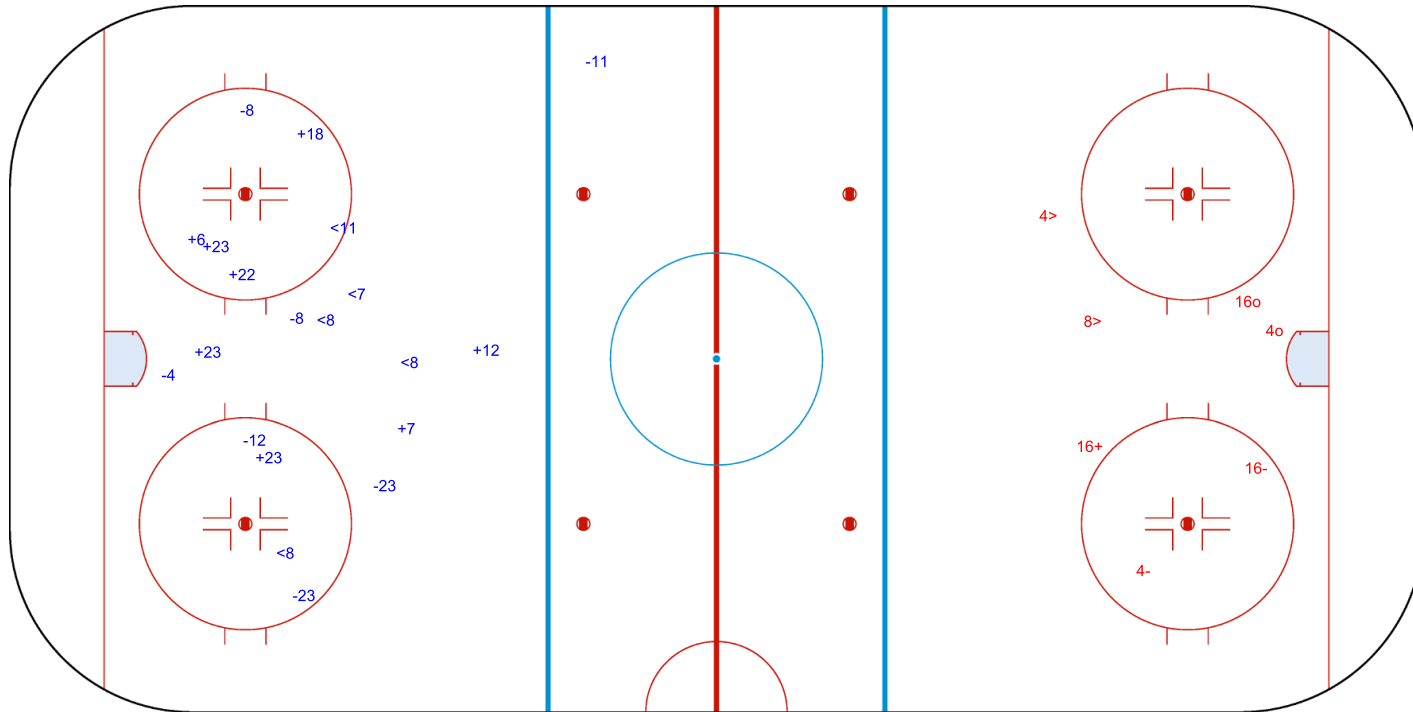
1st Period



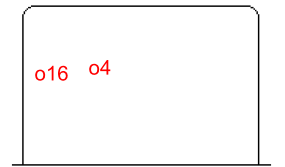
Shots by CAN
 Goals (o): 0 SSG (+): 8
 SSP (<): 5 SPG (-): 7



GK 32 of USA



Shots by USA
 Goals (o): 2 SSG (+): 1
 SSP (>): 2 SPG (-): 2




GK 31 of CAN



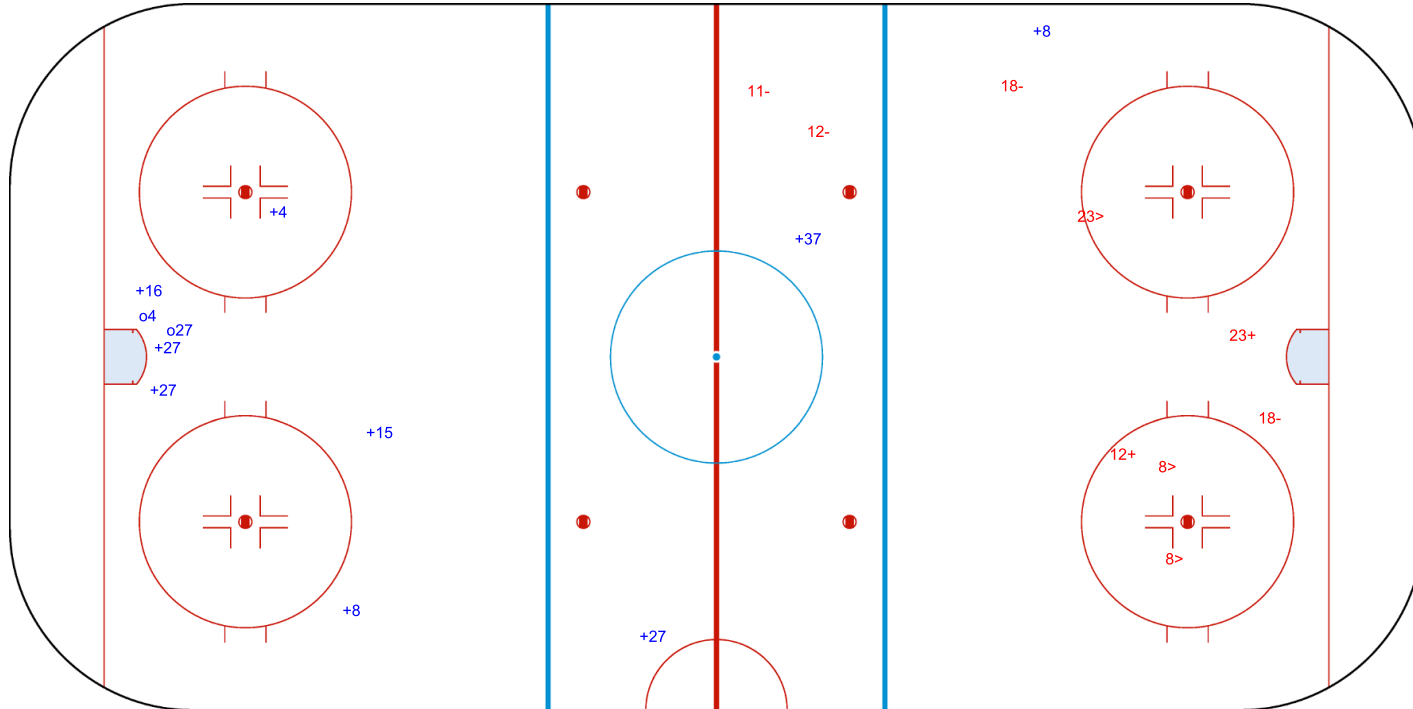
Shots by USA

Goals (o): 2 SSG (+): 9
SSP (<): 0 SPG (-): 0



GK 31 of CAN

CAN → 2nd Period ← USA



Shots by CAN

Goals (o): 0 SSG (+): 2
SSP (>): 3 SPG (-): 4



GK 32 of USA

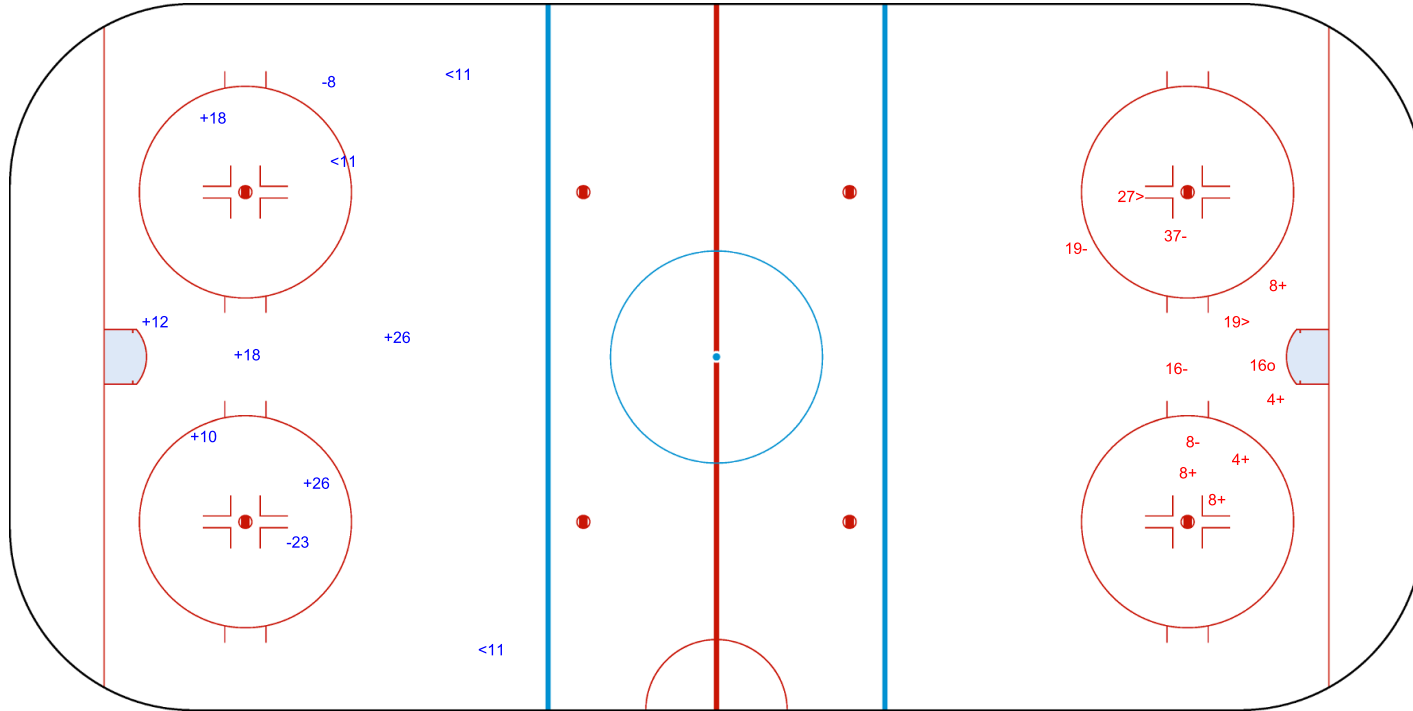


Shots by CAN
Goals (o): 0
SSP (<): 3
SSG (+): 6
SPG (-): 2




GK 32 of USA

USA → 3rd Period ← CAN



Shots by USA
Goals (o): 1
SSP (>): 2
SSG (+): 5
SPG (-): 4



GK 31 of CAN

Legend:	
GK	Goalkeeper
SPG	Shots past goal
SSG	Shots saved by goalkeeper
SSP	Shots saved by player



Face-off Chart
争球表
USA - CAN

1st PERIOD

	USA		CAN		USA		CAN		USA		CAN	
	Def. zone	Att. zone	Neutral zone	Neutral zone	Att. zone	Def. zone	Def. zone	Att. zone	Def. zone	Att. zone	Def. zone	
	- 16	+ 18	+ 37	- 18	+ 16	- 18						
	- 37	+ 18	- 37	+ 18	+ 16	- 12						
	- 16	+ 12	- 16	+ 7								
	- 37	+ 12	+ 16	- 12								
	- 16	+ 18	+ 16	- 18								
	+ 16	- 18	- 24	+ 12								
Total wins / period	1 / 17%	5 / 83%	3 / 50%	3 / 50%	2 / 100%	0 / 0%	Total wins all zones		6 / 43%	8 / 57%		

2nd PERIOD

	USA		CAN		USA		CAN		USA		CAN	
	Def. zone	Att. zone	Neutral zone	Neutral zone	Att. zone	Def. zone	Def. zone	Att. zone	Def. zone	Att. zone	Def. zone	
	+ 16	- 18	+ 37	- 8	+ 37	- 18						
	+ 16	- 18	- 19	+ 18	- 16	+ 7						
	- 16	+ 18	- 37	+ 18	+ 16	- 12						
	+ 16	- 12	+ 16	- 18	- 16	+ 12						
Total wins / period	3 / 75%	1 / 25%	2 / 50%	2 / 50%	2 / 50%	2 / 50%	Total wins all zones		7 / 58%	5 / 42%		

3rd PERIOD

	USA		CAN		USA		CAN		USA		CAN	
	Def. zone	Att. zone	Neutral zone	Neutral zone	Att. zone	Def. zone	Def. zone	Att. zone	Def. zone	Att. zone	Def. zone	
	- 16	+ 8	+ 16	- 18	- 16	+ 22						
	+ 16	- 12	+ 16	- 18	- 16	+ 12						
	- 16	+ 18			+ 16	- 12						
Total wins / period	1 / 33%	2 / 67%	2 / 100%	0 / 0%	1 / 33%	2 / 67%	Total wins all zones		4 / 50%	4 / 50%		

TOTAL

	USA		CAN		USA		CAN		USA		CAN	
	Def. zone	Att. zone	Neutral zone	Neutral zone	Att. zone	Def. zone	Def. zone	Att. zone	Def. zone	Att. zone	Def. zone	
Total wins / game	5 / 38%	8 / 62%	7 / 58%	5 / 42%	5 / 56%	4 / 44%	Total wins all zones		17 / 50%	17 / 50%		



HEAD TO HEAD

		CAN									
	No.	7	8	12	18	22	Tot.	wins USA	Dz	Nz	Az
USA	16	0 - 2	0 - 1	6 - 3	8 - 4	0 - 1	25	14 56%	5 45%	5 83%	4 50%
	19				0 - 1		1	0 0%		0 0%	
	24			0 - 1			1	0 0%		0 0%	
	37		1 - 0	0 - 1	2 - 3		7	3 43%	0 0%	2 50%	1 100%
	Tot.		2	2	11	18	1	34	17 50%	5 38%	7 58%
wins CAN		2 100%	1 50%	5 45%	8 44%	1 100%	17 50%				
Dz		1 100%		2 40%	0 0%	1 100%	4 44%				
Nz		1 100%	0 0%	1 50%	3 38%		5 42%				
Az			1 100%	2 50%	5 63%		8 62%				

Legend:

Az Attacking zone **Dz** Defending zone **No.** Jersey number **Nz** Neutral zone **Tot.** Total face-offs played



Player Statistics by Team

队员技术统计

As of SUN 13 MAR 2022

Including Game 16

CAN - Canada

Playing Statistics

No.	Name	Gen	Pos.	GP	G	A	PTS	PIM	+/-	GWG	PPG	SHG	SOG	SG%	TM	M/G	TSh	AT/S
2	CRANE Rod	M	D	1	0	0	0	0	-1	0	0	0	0	0.00	15:52	15:52	16	0:59
4	DUNN James	M	F	4	3	3	6	0	+2	0	1	0	9	33.33	66:40	16:40	72	0:55
5	HENRY Tyrone	M	D	4	0	2	2	0	-1	0	0	0	2	0.00	68:10	17:02	70	0:58
6	ARMSTRONG Rob	M	D	4	0	1	1	0	+2	0	0	0	6	0.00	77:57	19:29	87	0:53
7	LAVIN Zach	M	F	4	0	1	1	0	+3	0	0	0	7	0.00	62:47	15:41	62	1:00
8	McGREGOR Tyler	M	F	4	5	3	8	2	+5	0	0	0	19	26.32	78:20	19:35	73	1:04
10	DELANEY Ben	M	F	4	0	1	1	2	+1	0	0	0	6	0.00	55:37	13:54	60	0:55
11	DIXON Adam	M	D	4	0	5	5	2	+6	0	0	0	7	0.00	106:18	26:34	95	1:07
12	WESTLAKE Greg	M	F	4	1	2	3	2	+1	0	0	0	12	8.33	76:24	19:06	70	1:05
15	SISON Branden	M	D	1	0	0	0	0	+1	0	0	0	0	0.00	11:29	11:29	12	0:57
18	BRIDGES Billy	M	F	4	4	2	6	0	+2	0	1	0	14	28.57	68:42	17:10	68	1:00
22	RILEY Garrett	M	F	3	1	1	2	4	+1	0	0	0	6	16.67	30:33	10:11	33	0:55
23	HICKEY Liam	M	F	4	2	4	6	25	+5	2	0	0	15	13.33	81:42	20:25	67	1:13
26	JACOBS-WEBB Anton	M	F	4	1	1	2	2	+2	0	0	0	4	25.00	47:34	11:53	46	1:02
28	LEHOUX Antoine	M	F	3	0	1	1	4	+1	0	0	0	3	0.00	27:47	9:15	29	0:57
31	LAROCQUE Dominic	M	GK	4	0	0	0	0		0	0	0	0	0.00				
54	KINGSMILL Adam	M	GK	4	0	0	0	0		0	0	0	0	0.00				

Goalkeeping Statistics

No.	Name	Gen	GPT	GKD	GPI	MIP	MIP%	GA	SVS	SOG	SVS%	GAA	SO	W	L
31	LAROCQUE Dominic	M	4	4	4	150:00	83.33	9	37	46	80.43	2.70	1	2	2
54	KINGSMILL Adam	M	4	4	2	30:00	16.67	1	6	7	85.71	1.50	0	0	0

Legend:

+/- Plus/minus net	A Assists	AT/S Average time per shift
D Defender	F Forward	G Goals
GA Goals against	GAA Goals against as average per 45 minutes	Gen Gender
GK Goalkeeper	GKD Goalkeeper dressed	GP Number of games played
GPI Games played in	GPT Number of games played by team	GWG Game winning goals
L Number of games lost	M Male	MIP Minutes and seconds played
MIP% MIP as percentage	M/G Minutes per game	No. Jersey number
PIM Penalties in minutes	Pos. Position on team	PPG Power play goals
PTS Points	SG% Percentage of goals from total shots	SHG Shorthanded goals
SO Shutouts	SOG Shots on goal	SVS Saves
SVS% SVS as percentage of total SOG	TM Total minutes played	TSh Total shifts played
W Number of games won		



Player Statistics by Team

队员技术统计

As of SUN 13 MAR 2022

Including Game 15

CHN - China

REVISED

13 MAR 9:26

Playing Statistics

No.	Name	Gen	Pos.	GP	G	A	PTS	PIM	+/-	GWG	PPG	SHG	SOG	SG%	TM	M/G	TSh	AT/S
1	WANG Wei	M	GK	6	0	0	0	0		0	0	0	0	0.00				
3	LYU Zhi	M	D	6	0	3	3	8	+8	0	0	0	8	0.00	114:27	19:04	107	1:04
5	BAI Xuesong	M	D	4	1	0	1	2	-2	0	0	0	3	33.33	62:32	15:38	52	1:12
7	XU Jinqiang	M	D	4	0	1	1	2	+5	0	0	0	2	0.00	98:29	24:37	77	1:16
8	WANG Zhidong	M	F	6	5	7	12	8	+11	3	0	0	21	23.81	122:58	20:29	90	1:21
11	YU Jing	F	F	6	0	0	0	0	0	0	0	0	0	0.00	5:16	0:52	4	1:19
12	CHE Hang	M	D	2	0	0	0	0	-2	0	0	0	1	0.00	21:41	10:50	22	0:59
15	SONG Xiaodong	M	F	6	0	0	0	0	-3	0	0	0	4	0.00	55:29	9:14	49	1:07
17	SHEN Yifeng	M	F	6	8	6	14	20	+10	1	1	2	24	33.33	125:41	20:56	88	1:25
18	WANG Jujiang	M	F	4	1	0	1	2	-2	1	0	0	3	33.33	36:44	9:11	35	1:02
19	ZHANG Zheng	M	F	6	0	0	0	4	-3	0	0	0	3	0.00	50:38	8:26	45	1:07
20	JI Yanzhao	M	GK	6	0	1	1	0		0	0	0	0	0.00				
22	HU Guangjian	M	D	6	1	0	1	6	+6	0	1	0	4	25.00	97:48	16:18	100	0:58
23	CUI Yutao	M	F	6	1	4	5	6	+10	0	0	0	9	11.11	103:33	17:15	82	1:15
24	ZHU Zhanfu	M	D	6	1	4	5	6	+4	0	1	0	8	12.50	159:39	26:36	124	1:17
28	TIAN Jintao	M	F	6	3	3	6	10	+3	0	1	1	16	18.75	96:08	16:01	77	1:14
30	QIU Dianpeng	M	F	4	2	0	2	0	+2	0	0	0	2	100.00	44:51	11:12	38	1:10
32	LI Hongguan	M	F	6	3	3	6	2	+4	0	0	1	11	27.27	93:32	15:35	73	1:16

Goalkeeping Statistics

No.	Name	Gen	GPT	GKD	GPI	MIP	MIP%	GA	SVS	SOG	SVS%	GAA	SO	W	L
1	WANG Wei	M	6	6	2	75:00	27.78	7	17	24	70.83	4.20	1	1	0
20	JI Yanzhao	M	6	6	5	195:00	72.22	9	44	53	83.02	2.08	2	4	1

Legend:

+/- Plus/minus net	A Assists	AT/S Average time per shift
D Defender	F Female / Forward	G Goals
GA Goals against	GAA Goals against as average per 45 minutes	Gen Gender
GK Goalkeeper	GKD Goalkeeper dressed	GP Number of games played
GPI Games played in	GPT Number of games played by team	GWG Game winning goals
L Number of games lost	M Male	MIP Minutes and seconds played
MIP% MIP as percentage	M/G Minutes per game	No. Jersey number
PIM Penalties in minutes	Pos. Position on team	PPG Power play goals
PTS Points	SG% Percentage of goals from total shots	SHG Shorthanded goals
SO Shutouts	SOG Shots on goal	SVS Saves
SVS% SVS as percentage of total SOG	TM Total minutes played	TSh Total shifts played
W Number of games won		

REVISED

Revised to correct Time on ice data in the 3rd period of game 15



Player Statistics by Team

队员技术统计

As of FRI 11 MAR 2022

Including Game 13

CZE - Czech Republic

REVISED

11 MAR 19:17

Playing Statistics

No.	Name	Gen	Pos.	GP	G	A	PTS	PIM	+/-	GWG	PPG	SHG	SOG	SG%	TM	M/G	TSh	AT/S
1	KUDELA Martin	M	GK	5	0	0	0	0		0	0	0	0	0.00				
6	VAPENKA Michal	M	GK	5	0	0	0	0		0	0	0	0	0.00				
11	WAGNER Karel	M	D	4	0	4	4	2	+4	0	0	0	2	0.00	93:33	23:23	109	0:51
15	ZELINKA Radek	M	D	3	1	0	1	0	-2	0	0	0	2	50.00	59:05	19:41	68	0:52
18	NOVOTNY Miroslav	M	F	5	2	1	3	4	-1	0	1	0	10	20.00	70:53	14:10	82	0:51
19	OHAR Alex	M	F	5	2	2	4	2	-1	0	1	0	9	22.22	95:12	19:02	101	0:56
23	FROLIK Jan	M	D	1	0	0	0	0	0	0	0	0	0	0.00	10:39	10:39	13	0:49
29	KUBES Pavel	M	D	5	2	1	3	2	+4	1	0	0	4	50.00	119:13	23:50	139	0:51
33	HECKO Vaclav	M	F	4	2	1	3	6	+2	0	0	0	3	66.67	67:58	16:59	75	0:54
55	VESELY Filip	M	F	5	0	2	2	4	-3	0	0	0	4	0.00	92:30	18:30	98	0:56
67	DOLEZAL Pavel	M	D	5	0	3	3	0	-2	0	0	0	4	0.00	110:45	22:09	134	0:49
74	GEIER Michal	M	F	5	4	2	6	2	+1	0	1	0	18	22.22	93:13	18:38	98	0:57
75	RAUL Jiri	M	F	5	0	3	3	2	+2	0	0	0	1	0.00	67:12	13:26	89	0:45
77	PALAT David	M	F	5	1	2	3	2	+3	0	0	0	4	25.00	56:58	11:23	74	0:46
82	HABL Zdenek	M	F	5	0	3	3	6	-3	0	0	0	6	0.00	98:03	19:36	111	0:53
92	SEDLACEK Patrik	M	F	3	0	3	3	0	+3	0	0	0	0	0.00	25:16	8:25	28	0:54
96	KRUPICKA Zdenek	M	F	5	2	1	3	2	+6	1	0	0	5	40.00	54:34	10:54	67	0:48

Goalkeeping Statistics

No.	Name	Gen	GPT	GKD	GPI	MIP	MIP%	GA	SVS	SOG	SVS%	GAA	SO	W	L
1	KUDELA Martin	M	5	5	3	111:20	48.25	8	31	39	79.49	3.23	1	0	2
6	VAPENKA Michal	M	5	5	3	119:25	51.75	5	29	34	85.29	1.88	1	1	1

Legend:

+/- Plus/minus net	A Assists	AT/S Average time per shift
D Defender	F Forward	G Goals
GA Goals against	GAA Goals against as average per 45 minutes	Gen Gender
GK Goalkeeper	GKD Goalkeeper dressed	GP Number of games played
GPI Games played in	GPT Number of games played by team	GWG Game winning goals
L Number of games lost	M Male	MIP Minutes and seconds played
MIP% MIP as percentage	M/G Minutes per game	No. Jersey number
PIM Penalties in minutes	Pos. Position on team	PPG Power play goals
PTS Points	SG% Percentage of goals from total shots	SHG Shorthanded goals
SO Shutouts	SOG Shots on goal	SVS Saves
SVS% SVS as percentage of total SOG	TM Total minutes played	TSh Total shifts played
W Number of games won		

REVISED

Revised to correct Time on ice data during the Overtime on game 13



Player Statistics by Team

队员技术统计

As of FRI 11 MAR 2022

Including Game 13

ITA - Italy

REVISED

11 MAR 19:16

Playing Statistics

No.	Name	Gen	Pos.	GP	G	A	PTS	PIM	+/-	GWG	PPG	SHG	SOG	SG%	TM	M/G	TSh	AT/S
1	STILLITANO Santino	M	D	0	0	0	0	0	0	0	0	0	0	0.00	0:00	0:00	0	0:00
2	ENDERLE Alex	M	D	5	0	0	0	2	-5	0	0	0	5	0.00	124:15	24:51	87	1:25
3	ROSA Gianluigi	M	D	5	3	1	4	4	-2	0	1	0	20	15.00	120:22	24:04	72	1:40
4	REMOTTI MARNINI Matteo	M	F	5	0	0	0	0	-4	0	0	0	3	0.00	40:41	8:08	44	0:55
6	CAVALIERE Gian Luca	M	D	5	0	0	0	16	-5	0	0	0	3	0.00	105:42	21:08	87	1:12
8	RADICE Roberto	M	F	5	0	0	0	2	-1	0	0	0	1	0.00	35:41	7:08	30	1:11
10	KAFMANN Stephan	M	F	5	0	0	0	2	-9	0	0	0	4	0.00	108:39	21:43	81	1:20
11	LARCH Nils	M	F	5	0	2	2	6	-4	0	0	0	8	0.00	133:41	26:44	85	1:34
14	BALOSSETTI Bruno	M	D	5	0	0	0	0	-3	0	0	0	0	0.00	23:13	4:38	20	1:09
15	ARAUDO Gabriele	M	GK	5	0	0	0	0		0	0	0	0	0.00				
18	MACRI Andrea	M	D	5	1	2	3	8	-8	0	0	0	11	9.09	160:18	32:03	107	1:29
25	TORELLA Francesco	M	F	5	0	0	0	0	-3	0	0	0	0	0.00	29:42	5:56	29	1:01
27	ANDREONI Alessandro	M	F	5	0	0	0	0	-6	0	0	0	3	0.00	78:16	15:39	66	1:11
34	LANZA Gabriele	M	F	0	0	0	0	0	0	0	0	0	0	0.00	0:00	0:00	0	0:00
62	DEPAOLI Christoph	M	F	5	1	1	2	4	-4	1	0	0	10	10.00	146:39	29:19	90	1:37
82	KASSLATTER Julian	M	GK	5	0	0	0	0		0	0	0	0	0.00				
84	KERSCHBAUMER Stefan	M	D	5	0	0	0	2	-1	0	0	0	0	0.00	30:44	6:08	25	1:13

Goalkeeping Statistics

No.	Name	Gen	GPT	GKD	GPI	MIP	MIP%	GA	SVS	SOG	SVS%	GAA	SO	W	L
15	ARAUDO Gabriele	M	5	5	4	105:37	44.93	7	26	33	78.79	2.98	0	0	2
82	KASSLATTER Julian	M	5	5	4	129:27	55.07	11	42	53	79.25	3.82	0	1	1

Legend:

+/- Plus/minus net	A Assists	AT/S Average time per shift
D Defender	F Forward	G Goals
GA Goals against	GAA Goals against as average per 45 minutes	Gen Gender
GK Goalkeeper	GKD Goalkeeper dressed	GP Number of games played
GPI Games played in	GPT Number of games played by team	GWG Game winning goals
L Number of games lost	M Male	MIP Minutes and seconds played
MIP% MIP as percentage	M/G Minutes per game	No. Jersey number
PIM Penalties in minutes	Pos. Position on team	PPG Power play goals
PTS Points	SG% Percentage of goals from total shots	SHG Shorthanded goals
SO Shutouts	SOG Shots on goal	SVS Saves
SVS% SVS as percentage of total SOG	TM Total minutes played	TSh Total shifts played
W Number of games won		

REVISED

Revised to correct Time on ice data during the Overtime on game 13



Player Statistics by Team

队员技术统计

As of SAT 12 MAR 2022

Including Game 15

KOR - Republic of Korea

Playing Statistics

No.	Name	Gen	Pos.	GP	G	A	PTS	PIM	+/-	GWG	PPG	SHG	SOG	SG%	TM	M/G	TSh	AT/S
1	LEE Jun Yong	M	F	2	0	0	0	0	-2	0	0	0	0	0.00	8:52	4:26	9	0:59
3	RYU Jee Hyun	M	F	5	0	0	0	0	-9	0	0	0	4	0.00	74:43	14:56	88	0:50
7	CHOI Kwang Hyouk	M	D	5	0	0	0	6	-17	0	0	0	0	0.00	77:53	15:34	81	0:57
9	CHOI Si Woo	M	F	5	0	0	0	8	-8	0	0	0	3	0.00	115:36	23:07	110	1:03
10	CHO Young Jae	M	D	5	0	0	0	2	-4	0	0	0	3	0.00	120:05	24:01	106	1:07
11	CHOI Bae Suk	M	F	5	0	0	0	0	-2	0	0	0	0	0.00	18:11	3:38	21	0:51
12	KIM Young Sung	M	D	5	0	0	0	18	-15	0	0	0	4	0.00	100:19	20:03	105	0:57
14	JUNG Seung Hwan	M	F	5	2	1	3	2	-6	0	0	0	10	20.00	123:29	24:41	105	1:10
20	JANG Dong Shin	M	D	5	2	1	3	6	-4	1	0	0	7	28.57	113:17	22:39	104	1:05
27	CHO Byeong Seok	M	F	5	0	0	0	0	-12	0	0	0	4	0.00	83:50	16:46	91	0:55
28	LEE Jong Kyung	M	F	5	1	1	2	0	-7	0	0	0	2	50.00	121:56	24:23	105	1:09
31	YU Man Gyun	M	D	1	0	0	0	0	0	0	0	0	0	0.00	0:00	0:00	0	0:00
32	LEE Jae Woong	M	GK	5	0	0	0	0		0	0	0	0	0.00				
39	CHOI Hyuk Jun	M	GK	5	0	0	0	0		0	0	0	0	0.00				
51	KIM Sang Lak	M	F	2	0	0	0	0	0	0	0	0	0	0.00	5:26	2:43	7	0:46
55	JANG Jong Ho	M	F	5	0	1	1	2	-11	0	0	0	1	0.00	88:29	17:41	100	0:53
88	PARK Sang Hyeon	M	F	5	0	0	0	4	-5	0	0	0	0	0.00	33:54	6:46	34	0:59

Goalkeeping Statistics

No.	Name	Gen	GPT	GKD	GPI	MIP	MIP%	GA	SVS	SOG	SVS%	GAA	SO	W	L
32	LEE Jae Woong	M	5	5	5	151:13	67.25	21	94	115	81.74	6.25	0	1	3
39	CHOI Hyuk Jun	M	5	5	4	73:39	32.75	8	38	46	82.61	4.89	0	0	1

Legend:

+/- Plus/minus net	A Assists	AT/S Average time per shift
D Defender	F Forward	G Goals
GA Goals against	GAA Goals against as average per 45 minutes	Gen Gender
GK Goalkeeper	GKD Goalkeeper dressed	GP Number of games played
GPI Games played in	GPT Number of games played by team	GWG Game winning goals
L Number of games lost	M Male	MIP Minutes and seconds played
MIP% MIP as percentage	M/G Minutes per game	No. Jersey number
PIM Penalties in minutes	Pos. Position on team	PPG Power play goals
PTS Points	SG% Percentage of goals from total shots	SHG Shorthanded goals
SO Shutouts	SOG Shots on goal	SVS Saves
SVS% SVS as percentage of total SOG	TM Total minutes played	TSh Total shifts played
W Number of games won		



Player Statistics by Team

队员技术统计

As of TUE 8 MAR 2022

Including Game 9

SVK - Slovakia

Playing Statistics

No.	Name	Gen	Pos.	GP	G	A	PTS	PIM	+/-	GWG	PPG	SHG	SOG	SG%	TM	M/G	TSh	AT/S
7	STASAK Miroslav	M	F	3	0	1	1	0	-5	0	0	0	4	0.00	70:22	23:27	60	1:10
10	STIT Peter	M	D	3	0	0	0	2	-2	0	0	0	0	0.00	56:29	18:49	47	1:12
11	LIGDA Marian	M	F	3	0	0	0	0	-5	0	0	0	4	0.00	75:47	25:15	61	1:14
18	LEPACEK Eduard	M	GK	3	0	0	0	0		0	0	0	0	0.00				
21	PASTUCHA Miroslav	M	GK	3	0	0	0	0		0	0	0	0	0.00				
25	JOPPA Martin	M	F	3	0	0	0	4	-4	0	0	0	2	0.00	78:28	26:09	65	1:12
27	KASCAK Peter	M	D	3	0	0	0	2	-1	0	0	0	1	0.00	70:38	23:32	57	1:14
30	FOJTIK Erik	M	F	3	0	0	0	4	-9	0	0	0	3	0.00	75:36	25:12	60	1:15
33	HLINKA Michal	M	D	3	0	0	0	0	-2	0	0	0	1	0.00	24:38	8:12	24	1:01
44	TURIC Robert	M	F	3	0	0	0	0	0	0	0	0	0	0.00	5:21	1:47	5	1:04
45	VECEREK Milos	M	F	3	0	0	0	0	-7	0	0	0	5	0.00	67:35	22:31	59	1:08
66	FERENCIK Slavomir	M	D	3	0	0	0	4	-6	0	0	0	1	0.00	74:29	24:49	56	1:19
85	KARDOS Miroslav	M	D	3	0	0	0	0	0	0	0	0	0	0.00	4:44	1:34	6	0:47
98	KORMAN David	M	F	3	1	0	1	4	-3	0	0	0	6	16.67	70:59	23:39	58	1:13

Goalkeeping Statistics

No.	Name	Gen	GPT	GKD	GPI	MIP	MIP%	GA	SVS	SOG	SVS%	GAA	SO	W	L
18	LEPACEK Eduard	M	3	3	3	140:00	100.00	11	59	70	84.29	3.54	0	0	2
21	PASTUCHA Miroslav	M	3	3	0	00:00	0.00	0	0	0	0.00	0.00	0	0	0

Legend:

+/- Plus/minus net	A Assists	AT/S Average time per shift
D Defender	F Forward	G Goals
GA Goals against	GAA Goals against as average per 45 minutes	Gen Gender
GK Goalkeeper	GKD Goalkeeper dressed	GP Number of games played
GPI Games played in	GPT Number of games played by team	GWG Game winning goals
L Number of games lost	M Male	MIP Minutes and seconds played
MIP% MIP as percentage	M/G Minutes per game	No. Jersey number
PIM Penalties in minutes	Pos. Position on team	PPG Power play goals
PTS Points	SG% Percentage of goals from total shots	SHG Shorthanded goals
SO Shutouts	SOG Shots on goal	SVS Saves
SVS% SVS as percentage of total SOG	TM Total minutes played	TSh Total shifts played
W Number of games won		



Player Statistics by Team

队员技术统计

As of SUN 13 MAR 2022

Including Game 16

USA - United States

Playing Statistics

No.	Name	Gen	Pos.	GP	G	A	PTS	PIM	+/-	GWG	PPG	SHG	SOG	SG%	TM	M/G	TSh	AT/S
3	DEQUEBEC Ralph	M	D	3	0	1	1	0	+4	0	0	0	1	0.00	31:26	10:28	31	1:00
4	ROYBAL Brody	M	F	4	8	4	12	2	+12	1	1	1	24	33.33	85:01	21:15	69	1:13
8	WALLACE Jack	M	D	4	3	6	9	4	+16	1	0	0	18	16.67	103:08	25:47	95	1:05
9	DODSON Travis	M	F	3	0	1	1	0	+2	0	0	0	3	0.00	23:57	7:59	25	0:57
11	WOODKE Joseph	M	D	3	1	1	2	4	+7	0	1	0	2	50.00	44:09	14:43	53	0:49
15	ZYCH Kyle	M	F	4	0	4	4	2	+6	0	0	0	9	0.00	54:45	13:41	56	0:58
16	FARMER Declan	M	F	4	7	11	18	0	+16	1	3	1	19	36.84	85:44	21:26	74	1:09
18	NICHOLS Evan	M	F	1	0	3	3	0	+2	0	0	0	3	0.00	11:01	11:01	12	0:55
19	JONES Malik	M	F	4	4	1	5	0	+6	0	2	0	7	57.14	58:56	14:44	52	1:08
22	GROVE Noah	M	D	4	0	1	1	2	+5	0	0	0	0	0.00	75:27	18:51	80	0:56
23	ROMAN Rico	M	F	4	0	0	0	0	-1	0	0	0	3	0.00	39:27	9:51	38	1:02
24	MISIEWICZ Joshua	M	F	4	4	6	10	4	+10	0	0	0	11	36.36	67:39	16:54	65	1:02
27	PAULS Josh	M	D	4	3	6	9	0	+10	1	1	0	13	23.08	105:32	26:23	94	1:07
29	LAMARRE Griffin	M	GK	4	0	0	0	0		0	0	0	0	0.00				
32	LEE Jen	M	GK	4	0	0	0	0		0	0	0	0	0.00				
37	EUSTACE David	M	F	4	0	0	0	2	+4	0	0	0	5	0.00	68:05	17:01	62	1:05
88	McKEE Kevin	M	F	2	0	1	1	0	+2	0	0	0	4	0.00	22:27	11:13	22	1:01

Goalkeeping Statistics

No.	Name	Gen	GPT	GKD	GPI	MIP	MIP%	GA	SVS	SOG	SVS%	GAA	SO	W	L
29	LAMARRE Griffin	M	4	4	1	15:00	8.33	1	0	1	0.00	3.00	0	0	0
32	LEE Jen	M	4	4	4	165:00	91.67	0	33	33	100.00	0.00	3	4	0

Legend:

+/- Plus/minus net	A Assists	AT/S Average time per shift
D Defender	F Forward	G Goals
GA Goals against	GAA Goals against as average per 45 minutes	Gen Gender
GK Goalkeeper	GKD Goalkeeper dressed	GP Number of games played
GPI Games played in	GPT Number of games played by team	GWG Game winning goals
L Number of games lost	M Male	MIP Minutes and seconds played
MIP% MIP as percentage	M/G Minutes per game	No. Jersey number
PIM Penalties in minutes	Pos. Position on team	PPG Power play goals
PTS Points	SG% Percentage of goals from total shots	SHG Shorthanded goals
SO Shutouts	SOG Shots on goal	SVS Saves
SVS% SVS as percentage of total SOG	TM Total minutes played	TSh Total shifts played
W Number of games won		



Team Statistics

队伍技术统计

As of SUN 13 MAR 2022

Including Game 16

Scoring Efficiency

(Ranked by highest SG% / highest GP)

Rank	Team	GP	GF	SSG	SOG	SG%
1	USA	4	30	92	122	24.59
2	CZE	5	16	56	72	22.22
3	CHN	6	26	93	119	21.85
4	CAN	4	17	93	110	15.45
5	KOR	5	5	33	38	13.16
6	ITA	5	6	63	69	8.70
7	SVK	3	1	26	27	3.70

Power Play

(Ranked by highest PP% / highest GP)

Rank	Team	GP	ADV	PPGF	PP%	TPP	M:S
1	USA	4	13	8	61.54	16:36	02:04
2	CHN	6	18	4	22.22	31:15	07:48
3	CAN	4	10	2	20.00	19:46	09:53
4	CZE	5	19	3	15.79	32:40	10:53
5	ITA	5	19	1	5.26	35:10	35:10
6	KOR	5	16	0	0.00	33:34	00:00
7	SVK	3	6	0	0.00	12:00	00:00

Penalty Killing

(Ranked by highest PK% / highest GP)

Rank	Team	GP	DVG	PPGA	PK%	TSH	M:S
1	USA	4	9	0	100.00	16:53	00:00
2	CAN	4	9	1	88.89	16:57	16:57
3	SVK	3	8	1	87.50	14:48	14:48
4	CHN	6	27	5	81.48	46:00	09:12
5	CZE	5	16	3	81.25	28:59	09:39
6	ITA	5	15	3	80.00	29:15	09:45
7	KOR	5	17	5	70.59	28:09	05:37

Goalkeeping

(Ranked by highest SVS%)

Rank	Team	GP	GA	SVS	SOG	SVS%	GAA	SHGA	PPGA	SO	ENG
1	USA	4	1	33	34	97.06	0.25	0	0	3	0
2	SVK	3	12	59	71	83.10	3.86	2	1	0	0
3	CZE	5	13	60	73	82.19	2.54	2	3	2	0
4	KOR	5	30	132	162	81.48	6.00	0	5	1	1
5	CAN	4	10	43	53	81.13	2.50	2	1	2	0
6	CHN	6	16	61	77	79.22	2.67	0	5	3	0
7	ITA	5	19	68	87	78.16	3.64	0	3	0	1

Penalties

(Ranked by highest PIM)

Rank	Team	GP	2	5	10	GM	MP	PIM	PAVG
1	CHN	6	34	0	1	0	0	78	13:00
2	KOR	5	20	0	1	0	0	50	10:00
3	ITA	5	18	0	1	0	0	46	9:12
4	CAN	4	9	1	0	1	0	43	10:45
5	CZE	5	19	0	0	0	0	38	7:36
6	SVK	3	10	0	0	0	0	20	6:40
7	USA	4	10	0	0	0	0	20	5:00

Shorthanded Goals

(Ranked by highest NET / lowest GP)

Rank	Team	GP	SHGF	SHGA	NET
1	CHN	6	4	0	+4
2	USA	4	2	0	+2
3	ITA	5	0	0	0
3	KOR	5	0	0	0
5	SVK	3	0	2	-2
6	CAN	4	0	2	-2
7	CZE	5	0	2	-2

Attendance

(Ranked by highest average attendance)

Rank	Team	GP	Spect	AVG
1	CHN	6	5140	856
2	KOR	5	2641	528
3	USA	4	1999	499
4	CAN	4	1955	488
5	ITA	5	2430	486
6	SVK	3	1230	410
7	CZE	5	1207	241
	Total	16	8301	518

Legend:

2 Two (2) minute penalties	5 Five (5) minute penalties	10 Ten (10) minute penalties
ADV Advantage (times on power play)	AVG Average	DVG Disadvantage (number of times shorthanded)
ENG Empty net goals	GA Goals against	GAA Goals against as average per 45 minutes
GF Goals for	GM Game misconducts	GP Number of games played
MP Match penalties	M:S Average time in min. and sec.	NET SHGF - SHGA
PAVG PIM in average	PIM Penalties in minutes	PK% Penalty killing percentage
PPGA Power play goals against	PPGF Power play goals for	PP% Power play eff. as percentage
SG% Percentage of goals from total shots	SHGA Shorthanded goals against	SHGF Shorthanded goals for
SO Shutouts	SOG Shots on goal	Spect Spectators
SSG Shots saved by goalkeeper	SVS Saves	SVS% SVS as percentage of total SOG
TPP Time of power play	TSH Time shorthanded in min. and sec.	



Goalkeepers

守门员

As of SUN 13 MAR 2022

Including Game 16

(Ranked by highest SVS% / lowest GAA / highest GPI)

Rank	Name	Gender	No.	Team	GKD	GPI	MIP	MIP%	SOG	GA	SVS	SVS%	GAA	PPGA	SHGA	SO
1	LEE Jen	M	32	USA	4	4	165:00	91.67	33	0	33	100.00	0.00	0	0	3
2	VAPENKA Michal	M	6	CZE	5	3	119:25	51.75	34	5	29	85.29	1.88	1	1	1
3	LEPACEK Eduard	M	18	SVK	3	3	140:00	100.00	70	11	59	84.29	3.54	1	2	0
4	Ji Yanzhao	M	20	CHN	6	5	195:00	72.22	53	9	44	83.02	2.08	2	0	2
5	LEE Jae Woong	M	32	KOR	5	5	151:13	67.25	115	21	94	81.74	6.25	3	0	0
6	LAROCQUE Dominic	M	31	CAN	4	4	150:00	83.33	46	9	37	80.43	2.70	1	2	1
7	KUDELA Martin	M	1	CZE	5	3	111:20	48.25	39	8	31	79.49	3.23	2	1	1
8	KASSLATTER Julian	M	82	ITA	5	4	129:27	55.07	53	11	42	79.25	3.82	3	0	0
9	ARAUDO Gabriele	M	15	ITA	5	4	105:37	44.93	33	7	26	78.79	2.98	0	0	0

(Goalkeepers with less than 40% of their team's total minutes (MIP% less 40))

Name	Gender	No.	Team	GKD	GPI	MIP	MIP%	SOG	GA	SVS	SVS%	GAA	PPGA	SHGA	SO
KINGSMILL Adam	M	54	CAN	4	2	30:00	16.67	7	1	6	85.71	1.50	0	0	0
CHOI Hyuk Jun	M	39	KOR	5	4	73:39	32.75	46	8	38	82.61	4.89	2	0	0
WANG Wei	M	1	CHN	6	2	75:00	27.78	24	7	17	70.83	4.20	3	0	1
LAMARRE Griffin	M	29	USA	4	1	15:00	8.33	1	1	0	0.00	3.00	0	0	0

Legend:

GA	Goals against	GAA	Goals against as average per 45 minutes	GKD	Goalkeeper dressed
GPI	Games played in	M	Male	MIP	Minutes and seconds played
MIP%	MIP as percentage	No.	Jersey number	PPGA	Power play goals against
SHGA	Shorthanded goals against	SO	Shutouts (no GA in a game)	SOG	Shots on goal (G+SSG)
SVS	Saves	SVS%	SVS as percentage of total SOG		



Scoring Leaders

得分榜

As of SUN 13 MAR 2022

Including Game 16

(Ranked by highest PTS/ highest G/ lowest GP)

Rank	Name	Gender	No.	Team	Pos.	GP	G	A	PTS	PIM	+/-
1	FARMER Declan	M	16	USA	F	4	7	11	18	0	+16
2	SHEN Yifeng	M	17	CHN	F	6	8	6	14	20	+10
3	ROYBAL Brody	M	4	USA	F	4	8	4	12	2	+12
4	WANG Zhidong	M	8	CHN	F	6	5	7	12	8	+11
5	MISIEWICZ Joshua	M	24	USA	F	4	4	6	10	4	+10
6	PAULS Josh	M	27	USA	D	4	3	6	9	0	+10
6	WALLACE Jack	M	8	USA	D	4	3	6	9	4	+16
8	McGREGOR Tyler	M	8	CAN	F	4	5	3	8	2	+5
9	BRIDGES Billy	M	18	CAN	F	4	4	2	6	0	+2
10	GEIER Michal	M	74	CZE	F	5	4	2	6	2	+1
11	DUNN James	M	4	CAN	F	4	3	3	6	0	+2
12	LI Hongguan	M	32	CHN	F	6	3	3	6	2	+4
12	TIAN Jintao	M	28	CHN	F	6	3	3	6	10	+3
14	HICKEY Liam	M	23	CAN	F	4	2	4	6	25	+5
15	JONES Malik	M	19	USA	F	4	4	1	5	0	+6
16	CUI Yutao	M	23	CHN	F	6	1	4	5	6	+10
16	ZHU Zhanfu	M	24	CHN	D	6	1	4	5	6	+4
18	DIXON Adam	M	11	CAN	D	4	0	5	5	2	+6
19	ROSA Gianluigi	M	3	ITA	D	5	3	1	4	4	-2
20	OHAR Alex	M	19	CZE	F	5	2	2	4	2	-1
21	WAGNER Karel	M	11	CZE	D	4	0	4	4	2	+4
21	ZYCH Kyle	M	15	USA	F	4	0	4	4	2	+6
23	HECKO Vaclav	M	33	CZE	F	4	2	1	3	6	+2
24	JANG Dong Shin	M	20	KOR	D	5	2	1	3	6	-4
24	JUNG Seung Hwan	M	14	KOR	F	5	2	1	3	2	-6
24	KRUPICKA Zdenek	M	96	CZE	F	5	2	1	3	2	+6
24	KUBES Pavel	M	29	CZE	D	5	2	1	3	2	+4
24	NOVOTNY Miroslav	M	18	CZE	F	5	2	1	3	4	-1
29	WESTLAKE Greg	M	12	CAN	F	4	1	2	3	2	+1
30	MACRI Andrea	M	18	ITA	D	5	1	2	3	8	-8
30	PALAT David	M	77	CZE	F	5	1	2	3	2	+3

Legend:

+/-	Plus/minus net	A	Assists	D	Defender
F	Forward	G	Goals	GP	Number of games played
M	Male	No.	Jersey number	PIM	Penalties in minutes
Pos.	Position	PTS	Points		



Goal Scoring Leaders

进球得分榜

As of SUN 13 MAR 2022

Including Game 16

(Ranked by highest G/ lowest GP)

Rank	Name	Gender	No.	Team	Pos.	GP	G	S	SG%	PPG	SHG	+/-
1	ROYBAL Brody	M	4	USA	F	4	8	24	33.33	1	1	+12
2	SHEN Yifeng	M	17	CHN	F	6	8	24	33.33	1	2	+10
3	FARMER Declan	M	16	USA	F	4	7	19	36.84	3	1	+16
4	McGREGOR Tyler	M	8	CAN	F	4	5	19	26.32	0	0	+5
5	WANG Zhidong	M	8	CHN	F	6	5	21	23.81	0	0	+11
6	BRIDGES Billy	M	18	CAN	F	4	4	14	28.57	1	0	+2
6	JONES Malik	M	19	USA	F	4	4	7	57.14	2	0	+6
6	MISIEWICZ Joshua	M	24	USA	F	4	4	11	36.36	0	0	+10
9	GEIER Michal	M	74	CZE	F	5	4	18	22.22	1	0	+1
10	DUNN James	M	4	CAN	F	4	3	9	33.33	1	0	+2
10	PAULS Josh	M	27	USA	D	4	3	13	23.08	1	0	+10
10	WALLACE Jack	M	8	USA	D	4	3	18	16.67	0	0	+16
13	ROSA Gianluigi	M	3	ITA	D	5	3	20	15.00	1	0	-2
14	LI Hongguan	M	32	CHN	F	6	3	11	27.27	0	1	+4
14	TIAN Jintao	M	28	CHN	F	6	3	16	18.75	1	1	+3
16	HECKO Vaclav	M	33	CZE	F	4	2	3	66.67	0	0	+2
16	HICKEY Liam	M	23	CAN	F	4	2	15	13.33	0	0	+5
16	QIU Dianpeng	M	30	CHN	F	4	2	2100.00	0	0	+2	
19	JANG Dong Shin	M	20	KOR	D	5	2	7	28.57	0	0	-4
19	JUNG Seung Hwan	M	14	KOR	F	5	2	10	20.00	0	0	-6
19	KRUPICKA Zdenek	M	96	CZE	F	5	2	5	40.00	0	0	+6
19	KUBES Pavel	M	29	CZE	D	5	2	4	50.00	0	0	+4
19	NOVOTNY Miroslav	M	18	CZE	F	5	2	10	20.00	1	0	-1
19	OHAR Alex	M	19	CZE	F	5	2	9	22.22	1	0	-1
25	KORMAN David	M	98	SVK	F	3	1	6	16.67	0	0	-3
25	RILEY Garrett	M	22	CAN	F	3	1	6	16.67	0	0	+1
25	WOODKE Joseph	M	11	USA	D	3	1	2	50.00	1	0	+7
25	ZELINKA Radek	M	15	CZE	D	3	1	2	50.00	0	0	-2
29	BAI Xuesong	M	5	CHN	D	4	1	3	33.33	0	0	-2
29	JACOBS-WEBB Anton	M	26	CAN	F	4	1	4	25.00	0	0	+2
29	WANG Jujiang	M	18	CHN	F	4	1	3	33.33	0	0	-2
29	WESTLAKE Greg	M	12	CAN	F	4	1	12	8.33	0	0	+1

Legend:

+/-	Plus/minus net	D	Defender	F	Forward	G	Goals
GP	Number of games played	M	Male	No.	Jersey number	Pos.	Position
PPG	Power play goals	S	Shots	SG%	Percentage of goals from total shots	SHG	Shorthanded goals



Assist Leaders
协助得分榜
As of SUN 13 MAR 2022
Including Game 16

(Ranked by highest A/ lowest GP)

Rank	Name	Gender	No.	Team	Pos.	GP	A	+/-
1	FARMER Declan	M	16	USA	F	4	11	+16
2	WANG Zhidong	M	8	CHN	F	6	7	+11
3	MISIEWICZ Joshua	M	24	USA	F	4	6	+10
3	PAULS Josh	M	27	USA	D	4	6	+10
3	WALLACE Jack	M	8	USA	D	4	6	+16
6	SHEN Yifeng	M	17	CHN	F	6	6	+10
7	DIXON Adam	M	11	CAN	D	4	5	+6
8	HICKEY Liam	M	23	CAN	F	4	4	+5
8	ROYBAL Brody	M	4	USA	F	4	4	+12
8	WAGNER Karel	M	11	CZE	D	4	4	+4
8	ZYCH Kyle	M	15	USA	F	4	4	+6
12	CUI Yutao	M	23	CHN	F	6	4	+10
12	ZHU Zhanfu	M	24	CHN	D	6	4	+4
14	NICHOLS Evan	M	18	USA	F	1	3	+2
15	SEDLACEK Patrik	M	92	CZE	F	3	3	+3
16	DUNN James	M	4	CAN	F	4	3	+2
16	McGREGOR Tyler	M	8	CAN	F	4	3	+5
18	DOLEZAL Pavel	M	67	CZE	D	5	3	-2
18	HABL Zdenek	M	82	CZE	F	5	3	-3
18	RAUL Jiri	M	75	CZE	F	5	3	+2
21	LI Hongguan	M	32	CHN	F	6	3	+4
21	LYU Zhi	M	3	CHN	D	6	3	+8
21	TIAN Jintao	M	28	CHN	F	6	3	+3
24	BRIDGES Billy	M	18	CAN	F	4	2	+2
24	HENRY Tyrone	M	5	CAN	D	4	2	-1
24	WESTLAKE Greg	M	12	CAN	F	4	2	+1
27	GEIER Michal	M	74	CZE	F	5	2	+1
27	LARCH Nils	M	11	ITA	F	5	2	-4
27	MACRI Andrea	M	18	ITA	D	5	2	-8
27	OHAR Alex	M	19	CZE	F	5	2	-1
27	PALAT David	M	77	CZE	F	5	2	+3
27	VESELY Filip	M	55	CZE	F	5	2	-3

Legend:

+/-	Plus/minus net	A	Assists	D	Defender	F	Forward
GP	Number of games played	M	Male	No.	Jersey number	Pos.	Position



Defenders Scoring Leaders

后卫得分榜

As of SUN 13 MAR 2022

Including Game 16

(Ranked by highest PTS / highest G / lowest GP)

Rank	Name	Gender	No.	Team	GP	G	A	PTS	PIM	+/-
1	PAULS Josh	M	27	USA	4	3	6	9	0	+10
1	WALLACE Jack	M	8	USA	4	3	6	9	4	+16
3	ZHU Zhanfu	M	24	CHN	6	1	4	5	6	+4
4	DIXON Adam	M	11	CAN	4	0	5	5	2	+6
5	ROSA Gianluigi	M	3	ITA	5	3	1	4	4	-2
6	WAGNER Karel	M	11	CZE	4	0	4	4	2	+4
7	JANG Dong Shin	M	20	KOR	5	2	1	3	6	-4
7	KUBES Pavel	M	29	CZE	5	2	1	3	2	+4
9	MACRI Andrea	M	18	ITA	5	1	2	3	8	-8
10	DOLEZAL Pavel	M	67	CZE	5	0	3	3	0	-2
11	LYU Zhi	M	3	CHN	6	0	3	3	8	+8
12	WOODKE Joseph	M	11	USA	3	1	1	2	4	+7
13	HENRY Tyrone	M	5	CAN	4	0	2	2	0	-1
14	ZELINKA Radek	M	15	CZE	3	1	0	1	0	-2
15	BAI Xuesong	M	5	CHN	4	1	0	1	2	-2
16	HU Guangjian	M	22	CHN	6	1	0	1	6	+6
17	DEQUEBEC Ralph	M	3	USA	3	0	1	1	0	+4
18	ARMSTRONG Rob	M	6	CAN	4	0	1	1	0	+2
18	GROVE Noah	M	22	USA	4	0	1	1	2	+5
18	XU Jinqiang	M	7	CHN	4	0	1	1	2	+5

Legend:

+/- Plus/minus net
GP Number of games played
PIM Penalties in minutes

A Assists
M Male
PTS Points

G Goals
No. Jersey number



Face-off Leaders

争球榜

As of SUN 13 MAR 2022

Including Game 16

(Ranked by highest FO%)

Rank	Name	Gender	No.	Team	Pos.	GP	FO+	FO-	FO+/-	FO%
1	WANG Zhidong	M	8	CHN	F	6	84	37	47	69.42
2	ROMAN Rico	M	23	USA	F	4	32	17	15	65.31
3	SEDLACEK Patrik	M	92	CZE	F	3	12	8	4	60.00
4	BRIDGES Billy	M	18	CAN	F	4	43	30	13	58.90
5	FARMER Declan	M	16	USA	F	4	59	42	17	58.42
6	HABL Zdenek	M	82	CZE	F	5	30	24	6	55.56
7	ROSA Gianluigi	M	3	ITA	D	5	44	37	7	54.32
8	ANDREONI Alessandro	M	27	ITA	F	5	32	29	3	52.46
9	EUSTACE David	M	37	USA	F	4	11	10	1	52.38
10	WESTLAKE Greg	M	12	CAN	F	4	29	27	2	51.79
11	JANG Jong Ho	M	55	KOR	F	5	51	48	3	51.52
12	TIAN Jintao	M	28	CHN	F	6	37	39	-2	48.68
13	LARCH Nils	M	11	ITA	F	5	23	26	-3	46.94
13	ZHANG Zheng	M	19	CHN	F	6	23	26	-3	46.94
15	LIGDA Marian	M	11	SVK	F	3	36	42	-6	46.15
16	OHAR Alex	M	19	CZE	F	5	32	39	-7	45.07
17	LEE Jong Kyung	M	28	KOR	F	5	53	70	-17	43.09
18	PARK Sang Hyeon	M	88	KOR	F	5	9	13	-4	40.91
19	STASAK Miroslav	M	7	SVK	F	3	15	25	-10	37.50
20	RAUL Jiri	M	75	CZE	F	5	13	22	-9	37.14
21	JACOBS-WEBB Anton	M	26	CAN	F	4	11	19	-8	36.67

Note:

Average of four face-offs per game played required for ranking.

Legend:

D	Defender	F	Forward	FO+	Face-offs won
FO-	Face-offs lost	FO+/-	Face-offs net	FO%	Face-offs won as percentage
GP	Number of games played	M	Male	No.	Jersey number
Pos.	Position				



Plus-Minus Leaders

效率值榜

As of SUN 13 MAR 2022

Including Game 16

(Ranked by highest +/- / highest + /lowest GP)

Rank	Name	Gender	No.	Team	Pos.	GP	+	-	+/-
1	FARMER Declan	M	16	USA	F	4	16	0	+16
1	WALLACE Jack	M	8	USA	D	4	16	0	+16
3	ROYBAL Brody	M	4	USA	F	4	12	0	+12
4	WANG Zhidong	M	8	CHN	F	6	15	4	+11
5	SHEN Yifeng	M	17	CHN	F	6	15	5	+10
6	CUI Yutao	M	23	CHN	F	6	13	3	+10
7	PAULS Josh	M	27	USA	D	4	11	1	+10
8	MISIEWICZ Joshua	M	24	USA	F	4	10	0	+10
9	LYU Zhi	M	3	CHN	D	6	11	3	+8
10	WOODKE Joseph	M	11	USA	D	3	7	0	+7
11	DIXON Adam	M	11	CAN	D	4	11	5	+6
12	HU Guangjian	M	22	CHN	D	6	9	3	+6
13	ZYCH Kyle	M	15	USA	F	4	7	1	+6
14	KRUPICKA Zdenek	M	96	CZE	F	5	7	1	+6
15	JONES Malik	M	19	USA	F	4	6	0	+6
16	HICKEY Liam	M	23	CAN	F	4	9	4	+5
17	McGREGOR Tyler	M	8	CAN	F	4	8	3	+5
18	XU Jinqiang	M	7	CHN	D	4	7	2	+5
19	GROVE Noah	M	22	USA	D	4	6	1	+5
20	ZHU Zhanfu	M	24	CHN	D	6	12	8	+4
21	KUBES Pavel	M	29	CZE	D	5	7	3	+4
22	LI Hongguan	M	32	CHN	F	6	7	3	+4
23	WAGNER Karel	M	11	CZE	D	4	6	2	+4
24	EUSTACE David	M	37	USA	F	4	5	1	+4
25	DEQUEBEC Ralph	M	3	USA	D	3	4	0	+4
26	TIAN Jintao	M	28	CHN	F	6	6	3	+3
27	LAVIN Zach	M	7	CAN	F	4	5	2	+3
28	PALAT David	M	77	CZE	F	5	4	1	+3
29	SEDLACEK Patrik	M	92	CZE	F	3	3	0	+3
30	ARMSTRONG Rob	M	6	CAN	D	4	7	5	+2
30	BRIDGES Billy	M	18	CAN	F	4	7	5	+2

Legend:

+ Positive participation	+/- Plus/minus net	- Negative participation	D Defender
F Forward	GP Number of games played	M Male	No. Jersey number
Pos. Position			



Most Penalised Players

受罚排行榜

As of SUN 13 MAR 2022

Including Game 16

(Ranked by highest PIM / lowest GP)

Rank	Name	Gender	No.	Team	Pos.	GP	PIM	2	5	10	GM	MP	PAVG
1	HICKEY Liam	M	23	CAN	F	4	25	0	1	0	1	0	6:15
2	SHEN Yifeng	M	17	CHN	F	6	20	5	0	1	0	0	3:20
3	KIM Young Sung	M	12	KOR	D	5	18	4	0	1	0	0	3:36
4	CAVALIERE Gian Luca	M	6	ITA	D	5	16	3	0	1	0	0	3:12
5	TIAN Jintao	M	28	CHN	F	6	10	5	0	0	0	0	1:40
6	CHOI Si Woo	M	9	KOR	F	5	8	4	0	0	0	0	1:36
6	MACRI Andrea	M	18	ITA	D	5	8	4	0	0	0	0	1:36
8	LYU Zhi	M	3	CHN	D	6	8	4	0	0	0	0	1:20
8	WANG Zhidong	M	8	CHN	F	6	8	4	0	0	0	0	1:20
10	HECKO Vaclav	M	33	CZE	F	4	6	3	0	0	0	0	1:30
11	CHOI Kwang Hyouk	M	7	KOR	D	5	6	3	0	0	0	0	1:12
11	HABL Zdenek	M	82	CZE	F	5	6	3	0	0	0	0	1:12
11	JANG Dong Shin	M	20	KOR	D	5	6	3	0	0	0	0	1:12
11	LARCH Nils	M	11	ITA	F	5	6	3	0	0	0	0	1:12
15	CUI Yutao	M	23	CHN	F	6	6	3	0	0	0	0	1:00
15	HU Guangjian	M	22	CHN	D	6	6	3	0	0	0	0	1:00
15	ZHU Zhanfu	M	24	CHN	D	6	6	3	0	0	0	0	1:00
18	FERENCIK Slavomir	M	66	SVK	D	3	4	2	0	0	0	0	1:20
18	FOJTIK Erik	M	30	SVK	F	3	4	2	0	0	0	0	1:20
18	JOPPA Martin	M	25	SVK	F	3	4	2	0	0	0	0	1:20
18	KORMAN David	M	98	SVK	F	3	4	2	0	0	0	0	1:20
18	LEHOUX Antoine	M	28	CAN	F	3	4	2	0	0	0	0	1:20
18	RILEY Garrett	M	22	CAN	F	3	4	2	0	0	0	0	1:20
18	WOODKE Joseph	M	11	USA	D	3	4	2	0	0	0	0	1:20
25	MISIEWICZ Joshua	M	24	USA	F	4	4	2	0	0	0	0	1:00
25	WALLACE Jack	M	8	USA	D	4	4	2	0	0	0	0	1:00
27	DEPAOLI Christoph	M	62	ITA	F	5	4	2	0	0	0	0	0:48
27	NOVOTNY Miroslav	M	18	CZE	F	5	4	2	0	0	0	0	0:48
27	PARK Sang Hyeon	M	88	KOR	F	5	4	2	0	0	0	0	0:48
27	ROSA Gianluigi	M	3	ITA	D	5	4	2	0	0	0	0	0:48
27	VESELY Filip	M	55	CZE	F	5	4	2	0	0	0	0	0:48

Legend:

2	Two (2) minute penalties	5	Five (5) minute penalties	10	Ten (10) minute penalties
D	Defender	F	Forward	GM	Game misconducts
GP	Games played	M	Male	MP	Match penalties
No.	Jersey number	PAVG	PIM (average) per game	PIM	Penalties in minutes
Pos.	Position				



Time on Ice Leaders

上场时间榜

As of SUN 13 MAR 2022

Including Game 16

(Ranked by highest M/G / highest GP / highest TSh)

Rank	Name	Gender	No.	Team	Pos.	GP	TM	M/G	TSh	AT/S	AS/G
1	MACRI Andrea	M	18	ITA	D	5	160:18	32:03	107	1:29	21.4
2	DEPAOLI Christoph	M	62	ITA	F	5	146:39	29:19	90	1:37	18.0
3	LARCH Nils	M	11	ITA	F	5	133:41	26:44	85	1:34	17.0
4	ZHU Zhanfu	M	24	CHN	D	6	159:39	26:36	124	1:17	20.6
5	DIXON Adam	M	11	CAN	D	4	106:18	26:34	95	1:07	23.7
6	PAULS Josh	M	27	USA	D	4	105:32	26:23	94	1:07	23.5
7	JOPPA Martin	M	25	SVK	F	3	78:28	26:09	65	1:12	21.6
8	WALLACE Jack	M	8	USA	D	4	103:08	25:47	95	1:05	23.7
9	LIGDA Marian	M	11	SVK	F	3	75:47	25:15	61	1:14	20.3
10	FOJTIK Erik	M	30	SVK	F	3	75:36	25:12	60	1:15	20.0
11	ENDERLE Alex	M	2	ITA	D	5	124:15	24:51	87	1:25	17.4
12	FERENCIK Slavomir	M	66	SVK	D	3	74:29	24:49	56	1:19	18.6
13	JUNG Seung Hwan	M	14	KOR	F	5	123:29	24:41	105	1:10	21.0
14	XU Jinqiang	M	7	CHN	D	4	98:29	24:37	77	1:16	19.2
15	LEE Jong Kyung	M	28	KOR	F	5	121:56	24:23	105	1:09	21.0
16	ROSA Gianluigi	M	3	ITA	D	5	120:22	24:04	72	1:40	14.4
17	CHO Young Jae	M	10	KOR	D	5	120:05	24:01	106	1:07	21.2
18	KUBES Pavel	M	29	CZE	D	5	119:13	23:50	139	0:51	27.8
19	KORMAN David	M	98	SVK	F	3	70:59	23:39	58	1:13	19.3
20	KASCAK Peter	M	27	SVK	D	3	70:38	23:32	57	1:14	19.0
21	STASAK Miroslav	M	7	SVK	F	3	70:22	23:27	60	1:10	20.0
22	WAGNER Karel	M	11	CZE	D	4	93:33	23:23	109	0:51	27.2
23	CHOI Si Woo	M	9	KOR	F	5	115:36	23:07	110	1:03	22.0
24	JANG Dong Shin	M	20	KOR	D	5	113:17	22:39	104	1:05	20.8
25	VECEREK Milos	M	45	SVK	F	3	67:35	22:31	59	1:08	19.6
26	DOLEZAL Pavel	M	67	CZE	D	5	110:45	22:09	134	0:49	26.8
27	KAFMANN Stephan	M	10	ITA	F	5	108:39	21:43	81	1:20	16.2
28	FARMER Declan	M	16	USA	F	4	85:44	21:26	74	1:09	18.5
29	ROYBAL Brody	M	4	USA	F	4	85:01	21:15	69	1:13	17.2
30	CAVALIERE Gian Luca	M	6	ITA	D	5	105:42	21:08	87	1:12	17.4

Legend:

AS/G Average shifts per game
F Forward
No. Jersey number
TSh Total shifts played

AT/S Average time per shift
GP Number of games played
Pos. Position

D Defender
M/G Minutes per game
TM Total minutes played



Best Players Selected by the Directorate

竞赛委员会评选最佳队员
As of SUN 13 MAR 2022

Award	Number	Name	Gender	Team
Best Goalkeeper	32	LEE Jae Woong	M	KOR - Republic of Korea
Best Defender	8	WALLACE Jack	M	USA - United States
Best Forward	17	SHEN Yifeng	M	CHN - China

Legend:

M Male



Media All Stars and Most Valuable Player

媒体评选全明星和最具价值队员

As of SUN 13 MAR 2022

	Position	Name	NPC Code
Media All Stars:	Goalkeeper	LEE Jen	USA - United States
	Defender	McGREGOR Tyler	CAN - Canada
		PAULS Josh	USA - United States
	Forward	FARMER Declan	USA - United States
BRIDGES Billy		CAN - Canada	
SHEN Yifeng		CHN - China	
Most Valuable Player:	Forward	FARMER Declan	USA - United States



Medallists
获奖运动员
SUN 13 MAR 2022

GOLD	SILVER	BRONZE
USA - United States	CAN - Canada	CHN - China
3 DEQUEBEC Ralph	2 CRANE Rod	1 WANG Wei
4 ROYBAL Brody	4 DUNN James	3 LYU Zhi
8 WALLACE Jack	5 HENRY Tyrone	5 BAI Xuesong
9 DODSON Travis	6 ARMSTRONG Rob	7 XU Jinqiang
11 WOODKE Joseph	7 LAVIN Zach	8 WANG Zhidong
15 ZYCH Kyle	8 McGREGOR Tyler	11 YU Jing
16 FARMER Declan	10 DELANEY Ben	12 CHE Hang
18 NICHOLS Evan	11 DIXON Adam	15 SONG Xiaodong
19 JONES Malik	12 WESTLAKE Greg	17 SHEN Yifeng
22 GROVE Noah	15 SISON Branden	18 WANG Jujiang
23 ROMAN Rico	18 BRIDGES Billy	19 ZHANG Zheng
24 MISIEWICZ Joshua	22 RILEY Garrett	20 JI Yanzhao
27 PAULS Josh	23 HICKEY Liam	22 HU Guangjian
29 LAMARRE Griffin	26 JACOBS-WEBB Anton	23 CUI Yutao
32 LEE Jen	28 LEHOUX Antoine	24 ZHU Zhanfu
37 EUSTACE David	31 LAROCQUE Dominic	28 TIAN Jintao
88 McKEE Kevin	54 KINGSMILL Adam	30 QIU Dianpeng
		32 LI Hongguan



Official Communication 官方公告

Item: 1

Competition Format Change

Due to the IPC Governing Board decision to decline entries from RPC, the competition format of the para ice hockey open team tournament has been modified. Group A will consist of the top 3 teams. Group B will remain the same. This will affect the number of games in the preliminary round and the pairings for the playoffs round. Qualification Game 7-8 will not be played.

Issued by: Technical Delegate
Time: 20:49
Date: 3 MAR 2022

This decision affects: Results
Schedule
Other

X



一起向未来
Together for a Shared Future