



Competition Schedule

As of FRI 29 NOV 2024

Date	Start Time	Game	Location
TUE 26 NOV	14:00	Round Robin, Game 1 THA vs AUS	Thailand International Ice Hockey Arena
	17:30	Round Robin, Game 2 FIN vs AUT	Thailand International Ice Hockey Arena
WED 27 NOV	14:00	Round Robin, Game 3 AUT vs AUS	Thailand International Ice Hockey Arena
	17:30	Round Robin, Game 4 FIN vs THA	Thailand International Ice Hockey Arena
FRI 29 NOV	14:00	Round Robin, Game 5 AUT vs THA	Thailand International Ice Hockey Arena
	17:30	Round Robin, Game 6 AUS vs FIN	Thailand International Ice Hockey Arena
SAT 30 NOV	14:00	Bronze Medal Game - Game 7 AUT vs AUS	Thailand International Ice Hockey Arena
	20:00	Gold Medal Game - Game 8 THA vs FIN	Thailand International Ice Hockey Arena



Tournament Progress

As of FRI 29 NOV 2024

Rank	Team	GP	W	OTW	OTL	L	GDF	GF:GA	PTS
1	THA	3	3	0	0	0	+40	40 : 0	9
2	FIN	3	2	0	0	1	+29	32 : 3	6
3	AUT	3	1	0	0	2	-6	16 : 22	3
4	AUS	3	0	0	0	3	-63	0 : 63	0

Game	Group	Date	Time	Teams	Results	1	2	3	OT	PSS	Venue
1		TUE 26 NOV	14:00 GMT+7	THA - AUS	25 - 0	6 - 0	9 - 0	10 - 0			Thailand International Ice Hockey Arena
2		TUE 26 NOV	17:30 GMT+7	FIN - AUT	9 - 1	4 - 1	2 - 0	3 - 0			Thailand International Ice Hockey Arena
3		WED 27 NOV	14:00 GMT+7	AUT - AUS	15 - 0	5 - 0	4 - 0	6 - 0			Thailand International Ice Hockey Arena
4		WED 27 NOV	17:30 GMT+7	FIN - THA	0 - 2	0 - 0	0 - 2	0 - 0			Thailand International Ice Hockey Arena
5		FRI 29 NOV	14:00 GMT+7	AUT - THA	0 - 13	0 - 4	0 - 4	0 - 5			Thailand International Ice Hockey Arena
6		FRI 29 NOV	17:30 GMT+7	AUS - FIN	0 - 23	0 - 11	0 - 6	0 - 6			Thailand International Ice Hockey Arena

Note:
Rank within each group is based on points. For tie-break rules see 'Competition Format and Rules'.

Legend:									
1	1st period	2	2nd period	3	3rd period	GA	Goals against	GDF	Goal difference
GF	Goals for	GP	Games played	PSS	Penalty-Shot Shootout	L	Losses	OT	Overtime
OTL	Overtime loss	OTW	Overtime win	PTS	Points	W	Wins		



ICE HOCKEY
WORLD PARA ICE HOCKEY CHAMPIONSHIPS, POOL C
PLAY-OFFS



TOURNAMENT PROGRESS
 As of SAT 30 NOV 2024

Final Ranking		
Gold	FIN	Finland
Silver	THA	Thailand
Bronze	AUT	Austria
4	AUS	Australia

Game	Round	Date	Time	Teams	Results	1	2	3	OT	PSS	Venue
7	BMG	SAT 30 NOV	14:00 GMT+7	AUT - AUS	9 - 0	2 - 0	3 - 0	4 - 0			Thailand International Ice Hockey Arena
8	GMG	SAT 30 NOV	20:00 GMT+7	THA - FIN	0 - 1	0 - 0	0 - 0	0 - 1			Thailand International Ice Hockey Arena

Legend:					
1	1st period	2	2nd period	3	3rd period
GMG	Gold medal game	PSS	Penalty-Shot Shootout	OT	Overtime
				BMG	Bronze medal game



COMPETITION OFFICIALS

As of FRI 29 NOV 2024

Function	No. Name	Nationality
On-Ice Officials		
Referee	MYERS Patrick	CAN - Canada
	van GRINSEN Chris	NED - Netherlands
	VANEK Jan	CZE - Czechia
Linesman	BLAZEK Pavel	CZE - Czechia
	HERMANSEN OSWOLD Marius	NOR - Norway
	UBOLLUCK Aomsin	THA - Thailand
	WIEST Alexander	ITA - Italy
	YOUNG Hamish	AUS - Australia
Off-Ice Officials		
Tournament Chairman	ANDERSSON Peter	SWE - Sweden
Officiating Coach	BOESE Paul	CAN - Canada
	SERRATORE Tim	USA - United States
Result Manager	RISSANEN Heli	FIN - Finland

Note:
Officials data may be updated until start of competition



GAME OFFICIALS ASSIGNMENT

As of FRI 29 NOV 2024

G	Teams	Venue	Date Time	On-ice Officials	Supervisors	Others
1	THA - AUS Bench: (left) (right)	TIH	TUE 26 NOV 14:00	Ref MYERS P (CAN) SBR van GRINSEN C (NED) LM BLAZEK P (CZE) LM WIEST A (ITA) SBL YOUNG H (AUS)	GS ROVIO T (FIN) OC BOESE P (CAN)	
2	FIN - AUT Bench: (left) (right)	TIH	TUE 26 NOV 17:30	Ref VANEK J (CZE) SBR van GRINSEN C (NED) LM HERMANSEN OSWOLD M (NOR) LM UBOLLUCK A (THA) SBL YOUNG H (AUS)	GS PENNA M (AUS) OC BOESE P (CAN)	
3	AUT - AUS Bench: (left) (right)	TIH	WED 27 NOV 14:00	Ref van GRINSEN C (NED) SBR VANEK J (CZE) LM BLAZEK P (CZE) LM UBOLLUCK A (THA) SBL WIEST A (ITA)	GS SUNDSTOL OT (NOR) OC BOESE P (CAN)	
4	FIN - THA Bench: (right) (left)	TIH	WED 27 NOV 17:30	Ref MYERS P (CAN) SBR VANEK J (CZE) LM HERMANSEN OSWOLD M (NOR) LM YOUNG H (AUS) SBL WIEST A (ITA)	GS FISCHER L (AUT) OC BOESE P (CAN)	
5	AUT - THA Bench: (right) (left)	TIH	FRI 29 NOV 14:00	Ref VANEK J (CZE) SBR MYERS P (CAN) LM WIEST A (ITA) LM YOUNG H (AUS) SBL BLAZEK P (CZE)	GS PENNA M (AUS) OC BOESE P (CAN)	
6	AUS - FIN Bench: (right) (left)	TIH	FRI 29 NOV 17:30	Ref van GRINSEN C (NED) SBR MYERS P (CAN) LM HERMANSEN OSWOLD M (NOR) LM UBOLLUCK A (THA) SBL BLAZEK P (CZE)	GS SUNDSTOL OT (NOR) OC BOESE P (CAN)	
7	AUT - AUS Bench: (left) (right)	TIH	SAT 30 NOV 14:00	Ref VANEK J (CZE) SBR van GRINSEN C (NED) LM UBOLLUCK A (THA) LM WIEST A (ITA) SBL YOUNG H (AUS)	GS ANDERSSON P (SWE) OC BOESE P (CAN)	
8	THA - FIN Bench: (left) (right)	TIH	SAT 30 NOV 20:00	Ref MYERS P (CAN) SBR van GRINSEN C (NED) LM BLAZEK P (CZE) LM HERMANSEN OSWOLD M (NOR) SBL YOUNG H (AUS)	GS POYNTON E (AUS) OC BOESE P (CAN)	

Legend:

G	Game number	GS	Game supervisor	LM	Linesman	OC	Officiating Coach
Ref	Referee	SBL	Standby linesman	SBR	Standby referee	TIH	Thailand International Ice Hockey Arena

**TEAM ROSTER**

As of MON 25 NOV 2024

Initial Registration 25 NOV 2024

AUS - Australia

No.	Name	Pos.	Shoots/ Catches	Date of Birth	Height m / ft in	Weight kg / lbs	Club	Registration *
1	PEACOCK Darren	GK	UNDEF	15 JAN 1975			Australia, (AUS)	
3	CODAZZI Andrea	F	UNDEF	22 MAR 1985			Australia, (AUS)	
4	McDONALD Michael	F	UNDEF	4 OCT 2005			Australia, (AUS)	
5	LAING Tom	F	UNDEF	21 MAR 1986			Australia, (AUS)	
6	SHAW Stephen	F	UNDEF	8 OCT 1992			Australia, (AUS)	
7	SIEGLOFF Bill	D	UNDEF	16 JUN 1971			Melbourne Sentinels, (AUS)	
8	MARKOVIC Zeljko	D	UNDEF	26 MAR 1967			Melbourne Sentinels, (AUS)	
9	STITFALL Bryan	F	UNDEF	16 APR 1984			Australia, (AUS)	
10	WRIGHT Jason	F	UNDEF	20 OCT 1970			Australia, (AUS)	
11	PRINCIPE Rosa-Lee	F	UNDEF	15 MAR 1974			Australia, (AUS)	
13	JAENKE Damon	F	UNDEF	17 NOV 1991			Australia, (AUS)	
14	FRANCIS Michael	F	UNDEF	14 JUN 1971			Australia, (AUS)	
16	SICOLO Mark	D	UNDEF	29 JUL 1973			Australia, (AUS)	
18	JACKSON Marty	D	UNDEF	18 FEB 1978			Melbourne Sentinels, (AUS)	
20	WILLIAMS-MATSUOKA Shogo	GK	UNDEF	30 AUG 1991			Australia, (AUS)	

Team Average:

Average Age: 43

Total: 13 players and 2 goalkeepers**Team Officials:**

Function	Name	Citizenship	Date of Birth
Team Head Coach:	HOLMES Simon	AUS	28 DEC 1967
Team Assistant Coach:	WATT Dawn	AUS	14 NOV 1973
Team General Manager:	PENNA Melanie	AUS	1 SEP 1976
Team Equipment Manager:	MARKHAM Myles	AUS	21 NOV 1991
Team Physiotherapist:	PICKARD Olivia	AUS	20 MAR 1996

Note:

* Registration date of single players is only shown when different from Initial Registration date

Legend:

D Defence **F** Forward **GK** Goalkeeper **No.** Jersey number
Pos. Position

**TEAM ROSTER**

As of MON 25 NOV 2024

Initial Registration 25 NOV 2024

AUT - Austria

No.	Name	Pos.	Shoots/ Catches	Date of Birth	Height m / ft in	Weight kg / lbs	Club	Registration *
6	WLISZCZAK Dennis	D	UNDEF	6 FEB 1978			Graz99ers Para Eishockey, (AUT)	
7	HUHLER Johannes	F	UNDEF	19 JUL 1986			Landle Ictegers, (AUT)	
11	SAUER Michael	F	UNDEF	22 JUL 1992			Graz99ers Para Eishockey, (AUT)	
12	ROPP Timo	F	UNDEF	14 OCT 2004			KAC Para Eishockey, (AUT)	
24	POUZAR Werner	GK	UNDEF	28 FEB 1967			Graz99ers Para Eishockey, (AUT)	
27	SCHILCHER Thomas	D	UNDEF	27 JUN 1981			KAC Para Eishockey, (AUT)	
34	SIESS Kevin-Pascal	D	UNDEF	25 NOV 1994			KAC Para Eishockey, (AUT)	
83	LADSTAETTER Michael	GK	UNDEF	25 MAY 1983			Graz99ers Para Eishockey, (AUT)	
95	BURTSCHER Fabian	F	UNDEF	8 AUG 1995			Landle Ictegers, (AUT)	
97	BILGERI David	D	UNDEF	1 AUG 1997			KAC Para Eishockey, (AUT)	
98	HABELER Kai	F	UNDEF	16 FEB 1998			KAC Para Eishockey, (AUT)	

Team Average:

Average Age: 35

Total: 9 players and 2 goalkeepers**Team Officials:**

Function	Name	Citizenship	Date of Birth
Team Head Coach:	VIKSTROM Erik	SWE	9 MAR 1981
Team Assistant Coach:	GOLL Gee	AUT	27 NOV 1980
Team Assistant Coach:	KALEGARIS Sandro	AUT	7 SEP 1970
Team General Manager:	FISCHER Libor	AUT	14 OCT 1979
Team Equipment Manager:	SPIESS Marzel	AUT	15 OCT 1963
Team Physiotherapist:	NAGL Katharina	AUT	5 OCT 1998

Note:

* Registration date of single players is only shown when different from Initial Registration date

Legend:
D Defence
Pos. Position
F Forward**GK** Goalkeeper**No.** Jersey number



TEAM ROSTER

As of MON 25 NOV 2024

Initial Registration 25 NOV 2024

FIN - Finland

No.	Name	Pos.	Shoots/ Catches	Date of Birth	Height m / ft in	Weight kg / lbs	Club	Registration *
4	PAJULA Nemo	D	UNDEF	29 SEP 2005			Tampereen Ilves, (FIN)	
6	VESIKANSA Markku	F	UNDEF	6 JUN 1986			Kiekko-Nikkelit, (FIN)	
9	HANNINEN Aaron	F	UNDEF	22 MAR 2007			Sisu paraicehockey, (FIN)	
12	PAKARINEN Lasse	D	UNDEF	7 DEC 1974			Kiekko-Nikkelit, (FIN)	
13	HIRVELA Markku	F	UNDEF	1 DEC 1966			Kiekko-Nikkelit, (FIN)	
16	ALESTALO Aki	F	UNDEF	11 JUL 1982			Kiekko-Nikkelit, (FIN)	
17	KANGASTIE Harri	D	UNDEF	1 JUN 1984			Kiekko-Nikkelit, (FIN)	
25	HIMANEN Juhamatti	F	UNDEF	16 FEB 1985			Kiekko-Nikkelit, (FIN)	
35	KARKO Timo	GK	UNDEF	28 SEP 1982			Kiekko-Nikkelit, (FIN)	
74	ROSENDAHL Jarno	GK	UNDEF	10 SEP 1977			Tampereen Ilves, (FIN)	
96	NISKANEN Tuomo	F	UNDEF	19 MAR 1996			Kiekko-Nikkelit, (FIN)	

Team Average:

Average Age: 38

Total: 9 players and 2 goalkeepers

Team Officials:

Function	Name	Citizenship	Date of Birth
Team Head Coach:	HARKALA Jari	FIN	29 JAN 1962
Team Assistant Coach:	KURKI Teemu	FIN	6 APR 1971
Team General Manager:	ROVIO Tomi	FIN	17 JUL 1975
Team Physiotherapist:	MARKKANEN Mika	FIN	19 FEB 1966

Note:

* Registration date of single players is only shown when different from Initial Registration date

Legend:

D Defence **F** Forward **GK** Goalkeeper **No.** Jersey number
Pos. Position

**Team Roster****REVISED**

27 NOV 10:25

As of WED 27 NOV 2024

Initial Registration 25 NOV 2024

THA - Thailand

No.	Name	Pos.	Gender	Date of Birth	Club	Registration*
1	SUWANNATRAI Katikorn	D	M	21 SEP 1995	Thailand, (THA)	
4	AIAMAMPHAI Monthon	GK	M	10 APR 2000	Thailand, (THA)	
7	SAENGNUAN Theeraphong	D	M	7 JUL 1983	Thailand, (THA)	
8	BAOARSA Somsaksri	D	M	19 NOV 2004	Thailand, (THA)	
13	YENKUAN Mathee	F	M	2 NOV 1994	Thailand, (THA)	
16	KHEMMA Manot	F	M	16 NOV 1997	Thailand, (THA)	
18	SRIWANKHAM Somprasong	F	M	18 MAY 2001	Thailand, (THA)	
20	SAENNAI Tawatchai	F	M	20 NOV 2003	Thailand, (THA)	
25	YISANKUN Narapon	F	M	21 MAY 2001	Thailand, (THA)	
27	HAISAKULSUK Thodsaporn	F	M	27 AUG 1984	Thailand, (THA)	
56	RINTHONG Pongsakorn	F	M	10 JUN 1989	Thailand, (THA)	
69	SAE-LU Arbe	F	M	1 JAN 1991	Thailand, (THA)	
77	YAMARUN Parichat	F	F	17 JUL 1987	Thailand, (THA)	
79	PHANOOT Bunchauy	GK	M	12 DEC 1976	Thailand, (THA)	

Average Age: 31

Total: 12 players and 2 goalkeepers**Team Officials:**

Function	Name	Citizenship	Date of Birth
Team Head Coach:	SUNDSTOL Ole Thomas	NOR	14 JUN 1975
Team Assistant Coach:	FORSTNER Patrick	THA	21 FEB 1993
Team Assistant Coach:	THEERAWATKASAME Witoon	THA	18 OCT 1980
Team Assistant Coach:	THONGARAM Prakpoom	THA	20 APR 1979

Note:

* Registration date of single players is only shown when different from Initial Registration date

Legend:

D Defence **F** Female / Forward **GK** Goalkeeper **M** Male
No. Jersey number **Pos.** Position

REVISED

Revised to correct the Head Coach



Tournament Progress

As of FRI 29 NOV 2024

Rank	Team	GP	W	OTW	OTL	L	GDF	GF:GA	PTS
1	THA	3	3	0	0	0	+40	40 : 0	9
2	FIN	3	2	0	0	1	+29	32 : 3	6
3	AUT	3	1	0	0	2	-6	16 : 22	3
4	AUS	3	0	0	0	3	-63	0 : 63	0

Game	Group	Date	Time	Teams	Results	1	2	3	OT	PSS	Venue
1		TUE 26 NOV	14:00 GMT+7	THA - AUS	25 - 0	6 - 0	9 - 0	10 - 0			Thailand International Ice Hockey Arena
2		TUE 26 NOV	17:30 GMT+7	FIN - AUT	9 - 1	4 - 1	2 - 0	3 - 0			Thailand International Ice Hockey Arena
3		WED 27 NOV	14:00 GMT+7	AUT - AUS	15 - 0	5 - 0	4 - 0	6 - 0			Thailand International Ice Hockey Arena
4		WED 27 NOV	17:30 GMT+7	FIN - THA	0 - 2	0 - 0	0 - 2	0 - 0			Thailand International Ice Hockey Arena
5		FRI 29 NOV	14:00 GMT+7	AUT - THA	0 - 13	0 - 4	0 - 4	0 - 5			Thailand International Ice Hockey Arena
6		FRI 29 NOV	17:30 GMT+7	AUS - FIN	0 - 23	0 - 11	0 - 6	0 - 6			Thailand International Ice Hockey Arena

Note:
Rank within each group is based on points. For tie-break rules see 'Competition Format and Rules'.

Legend:									
1	1st period	2	2nd period	3	3rd period	GA	Goals against	GDF	Goal difference
GF	Goals for	GP	Games played	PSS	Penalty-Shot Shootout	L	Losses	OT	Overtime
OTL	Overtime loss	OTW	Overtime win	PTS	Points	W	Wins		



TUE 26 NOV 2024

Start Time 14:00

Mixed

Round Robin, Game 1



Game Roster

THA - AUS

Referee

MYERS Patrick (CAN)

Linesmen

BLAZEK Pavel (CZE) , WIEST Alexander (ITA)

Goalkeepers

Team: THA

No.	Name	Gen	GP	MIP	GA	SVS	SOG	SVS%	GAA
4	AIAMAMPHAI Monthon	M	1	00:00	0	0	0	0.00	0.00
79	PHANOOT Bunchauy	M	1	45:00	0	2	2	100.00	0.00

Team Roster

Team: THA (Red)

No.	Pos.	Name	Gen	GP	G	A	PTS	PIM	+/-
1	D	SUWANNATRAI Katikorn	M	1	0	5	5	0	+12
4	GK	AIAMAMPHAI Monthon	M	1	0	0	0	0	
7	D	SAENGNUAN Theeraphong	M	1	0	0	0	2	+10
8	D	BAOARSA Somsaksri	M	1	1	1	2	0	+11
13	F	YENKUAN Mathee	M	1	6	8	14	0	+16
16	F	KHEMMA Manot	M	1	2	3	5	0	+6
18	F	SRIWANKHAM Somprasong	M	1	3	5	8	0	+8
20	F	SAENNAI Tawatchai	M	1	7	4	11	0	+14
25	F	YISANKUN Narapon	M	1	3	2	5	0	+9
27	F	HAISAKULSUK Thodsaporn	M	1	0	1	1	0	+3
56	F	RINTHONG Pongsakorn	M	1	1	4	5	0	+7
69	F	SAE-LU Arbe	M	1	1	3	4	0	+14
77	F	YAMARUN Parichat	F	1	1	3	4	0	+7
79	GK	PHANOOT Bunchauy	M	1	0	0	0	0	

Head Coach: SUNDSTOL Ole Thomas

Team: AUS

No.	Name	Gen	GP	MIP	GA	SVS	SOG	SVS%	GAA
1	PEACOCK Darren	M	1	30:00	15	27	42	64.29	22.50
20	WILLIAMS-MATSUOKAM Shogo	M	1	15:00	10	10	20	50.00	30.00

Team: AUS (White)

No.	Pos.	Name	Gen	GP	G	A	PTS	PIM	+/-
1	GK	PEACOCK Darren	M	1	0	0	0	0	
3	F	CODAZZI Andrea	M	1	0	0	0	2	-11
4	F	McDONALD Michael	M	1	0	0	0	0	-8
5	F	LAING Tom	M	1	0	0	0	0	-7
6	F	SHAW Stephen	M	1	0	0	0	0	-9
7	D	SIEGLOFF Bill	M	1	0	0	0	0	-14
8	D	MARKOVIC Zeljko	M	1	0	0	0	0	-18
9	F	STITFALL Bryan	M	1	0	0	0	0	-5
10	F	WRIGHT Jason	M	1	0	0	0	0	-5
11	F	PRINCIPE Rosa-Lee	F	1	0	0	0	0	-9
13	F	JAENKE Damon	M	1	0	0	0	0	-9
14	F	FRANCIS Michael	M	1	0	0	0	0	-8
16	D	SICOLO Mark	M	0	0	0	0	0	0
18	D	JACKSON Marty	M	1	0	0	0	2	-16
20	GK	WILLIAMS-MATSUOKA Shogo	M	1	0	0	0	0	

Head Coach: HOLMES Simon

Legend:

+/-	Plus/minus net	A	Assists	D	Defence	F	Female / Forward
G	Goals	GA	Goals against	GAA	Goals against as average per 45 minutes	Gen	Gender
GK	Goalkeeper	GP	Games played	M	Male	MIP	Minutes and seconds played
No.	Jersey number	PIM	Penalties in minutes	Pos.	Position	PTS	Points
SOG	Shots on goal	SVS	Saves	SVS%	Saves in percentage		



TUE 26 NOV 2024

Start Time 14:00

Mixed

Round Robin, Game 1



Line-ups

THA - AUS

Referee

MYERS Patrick (CAN)

Linesmen

BLAZEK Pavel (CZE) , WIEST Alexander (ITA)

Goalkeepers

Team: THA

No.	Name	Gen
79	PHANOOT Bunchauy	M
4	AIAMAMPHAI Monthon	M

Team Line-ups

Team: THA (Red)

No.	Pos.	Name	Gen
8	D	BAOARSA Somsaksri	M
16	F	KHEMMA Manot	M
18	F	SRIWANKHAM Somprasong	M
20	F	SAENNAI Tawatchai	M
69	F	SAE-LU Arbe +A	M
1	D	SUWANNATRAI Katikorn +C	M
7	D	SAENGNUAN Theeraphong	M
13	F	YENKUAN Mathee +A	M
27	F	HAISAKULSUK Thodsaporn	M
56	F	RINTHONG Pongsakorn	M
25	F	YISANKUN Narapon	M
77	F	YAMARUN Parichat	F

Head Coach: SUNDSTOL Ole Thomas

Team: AUS

No.	Name	Gen
1	PEACOCK Darren	M
20	WILLIAMS-MATSUOKA Shogo	M

Team: AUS (White)

No.	Pos.	Name	Gen
7	D	SIEGLOFF Bill	M
18	D	JACKSON Marty +C	M
3	F	CODAZZI Andrea +A	M
6	F	SHAW Stephen	M
11	F	PRINCIPE Rosa-Lee	F
8	D	MARKOVIC Zeljko +A	M
4	F	McDONALD Michael	M
5	F	LAING Tom	M
14	F	FRANCIS Michael	M
9	F	STITFALL Bryan	M
10	F	WRIGHT Jason	M
13	F	JAENKE Damon	M

Head Coach: HOLMES Simon

NOT DRESSED:

16 D SICOLO Mark M

Legend:

+A	Assistant Captain	+C	Captain	D	Defence	F	Female / Forward
Gen	Gender	M	Male	No.	Jersey number	Pos.	Position



TUE 26 NOV 2024
Start Time 14:00

Mixed
Round Robin, Game 1



Graphical Line-ups

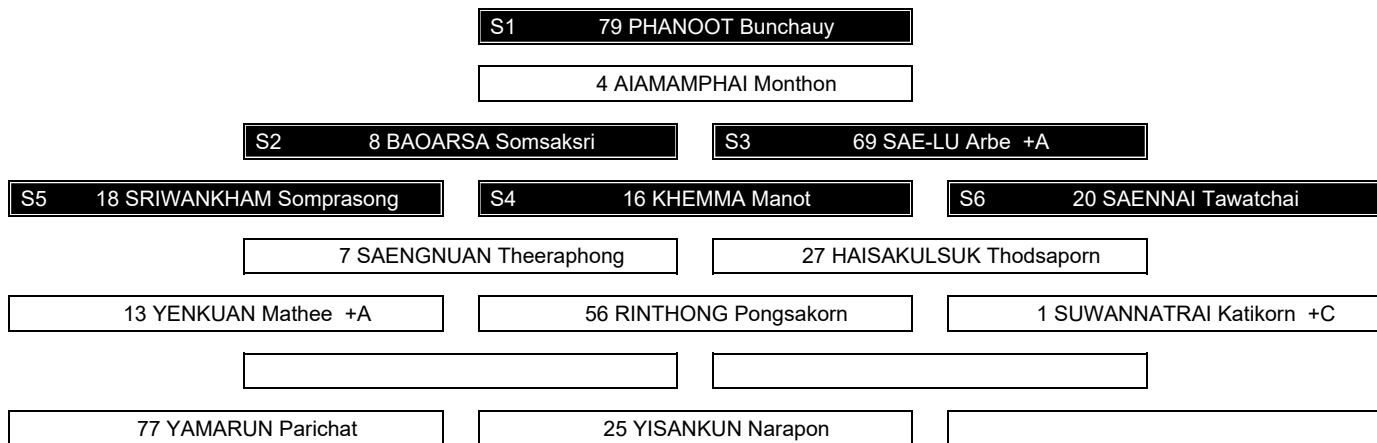
THA - AUS

Referee
MYERS Patrick (CAN)

Linesmen
BLAZEK Pavel (CZE) , WIEST Alexander (ITA)

Team: THA - Thailand (Red)

Head Coach: SUNDSTOL Ole Thomas



Team: AUS - Australia (White)

Head Coach: HOLMES Simon



Legend:
+A Assistant Captain **+C** Captain **Sn** Starting position



TUE 26 NOV 2024

Start Time 14:00

End Time 16:02

Mixed

Round Robin, Game 1



Game Summary

THA - AUS 25 - 0 (6 - 0 , 9 - 0 , 10 - 0)

Spectators	Referee	Linesmen
58	MYERS Patrick (CAN)	BLAZEK Pavel (CZE) , WIEST Alexander (ITA)

Team Statistics

Period	Score	SVS	SOG	PIM	TPP	PPG	SHG
1	6 : 0	1 : 12	18 : 1	0 : 0	00:00 : 00:00	0 : 0	0 : 0
2	9 : 0	0 : 15	24 : 0	0 : 4	02:59 : 00:00	1 : 0	0 : 0
3	10 : 0	1 : 10	20 : 1	2 : 0	00:00 : 02:00	0 : 0	3 : 0
Total	25 : 0	2 : 37	62 : 2	2 : 4	02:59 : 02:00	1 : 0	3 : 0

1st Period

Action	Time	ET/Res	Team	Type	No.	Name	(G) Name of Assistant(s) / Action Description
GK	00:00		AUS		1	PEACOCK D	- Goalkeeper in
GK	00:00		THA		79	PHANOOT B	- Goalkeeper in
Goal	01:48	1 : 0	THA	EQ	18	SRIWANKHAM S	(1) 20 SAENNAI T On Ice THA 79 8 16 18 20 69 AUS 1 3 4 7 8 11
Goal	02:25	2 : 0	THA	EQ	13	YENKUAN M	(1) 56 RINTHONG P On Ice THA 79 1 8 13 27 56 AUS 1 4 5 7 8 14
Goal	02:35	3 : 0	THA	EQ	13	YENKUAN M	(2) 56 RINTHONG P On Ice THA 79 1 13 25 56 69 AUS 1 8 9 10 13 18
Goal	08:15	4 : 0	THA	EQ	20	SAENNAI T	(1) 25 YISANKUN N On Ice THA 79 16 18 20 25 69 18 SRIWANKHAM S AUS 1 3 6 8 11 18
Goal	11:38	5 : 0	THA	EQ	20	SAENNAI T	(2) 16 KHEMMA M On Ice THA 79 8 16 18 20 69 18 SRIWANKHAM S AUS 1 7 8 9 10 13
Goal	13:54	6 : 0	THA	EQ	13	YENKUAN M	(3) 56 RINTHONG P On Ice THA 79 1 7 8 13 56 1 SUWANNATRAI K AUS 1 3 6 8 11 18

2nd Period

Action	Time	ET/Res	Team	Type	No.	Name	(G) Name of Assistant(s) / Action Description
Goal	17:15	7 : 0	THA	EQ	56	RINTHONG P	(1) 13 YENKUAN M On Ice THA 79 1 8 13 25 56 1 SUWANNATRAI K AUS 1 3 6 8 11 18
Penalty	18:51	19:50	AUS	2 min.	18	JACKSON M	- Holding an opponent
Goal	19:50	8 : 0	THA	PP1	25	YISANKUN N	(1) 18 SRIWANKHAM S On Ice THA 79 8 13 16 18 25 16 KHEMMA M AUS 1 3 7 8 11 *
Goal	20:21	9 : 0	THA	EQ	20	SAENNAI T	(3) 13 YENKUAN M On Ice THA 79 1 7 13 20 69 AUS 1 4 7 8 9 14
Goal	22:30	10 : 0	THA	EQ	16	KHEMMA M	(1) 56 RINTHONG P On Ice THA 79 8 16 18 25 56 18 SRIWANKHAM S AUS 1 3 6 7 13 18
Penalty	23:24	25:24	AUS	2 min.	3	CODAZZI A	- Holding an opponent
Goal	25:38	11 : 0	THA	EQ	18	SRIWANKHAM S	(2) 16 KHEMMA M On Ice THA 79 7 16 18 56 69 13 YENKUAN M AUS 1 3 4 7 8 14
Goal	26:19	12 : 0	THA	EQ	25	YISANKUN N	(2) 1 SUWANNATRAI K On Ice THA 79 1 8 13 20 25 18 SRIWANKHAM S AUS 1 3 6 8 11 18
Goal	26:35	13 : 0	THA	EQ	20	SAENNAI T	(4) 13 YENKUAN M On Ice THA 79 1 8 13 20 25 25 YISANKUN N AUS 1 4 5 8 14 18
Goal	27:33	14 : 0	THA	EQ	8	BAOARSA S	(1) 1 SUWANNATRAI K On Ice THA 79 1 8 13 20 25 AUS 1 4 5 8 14 18
Goal	28:38	15 : 0	THA	EQ	16	KHEMMA M	(2) 69 SAE-LU A On Ice THA 79 7 16 18 25 56 AUS 1 7 9 10 13 18

3rd Period

Action	Time	ET/Res	Team	Type	No.	Name	(G) Name of Assistant(s) / Action Description
GK	30:00		AUS		20	WILLIAMS-MATSUOKA S	- Goalkeeper in 1 PEACOCK D - Goalkeeper out
Goal	33:27	16 : 0	THA	EQ	25	YISANKUN N	(3) 13 YENKUAN M On Ice THA 79 1 8 13 18 25 1 SUWANNATRAI K AUS 20 3 6 7 8 11
Goal	34:57	17 : 0	THA	EQ	20	SAENNAI T	(5) 13 YENKUAN M On Ice THA 79 7 13 20 69 77 69 SAE-LU A AUS 20 4 5 7 14 18
Goal	35:52	18 : 0	THA	EQ	69	SAE-LU A	(1) On Ice THA 79 7 13 20 69 77 AUS 20 3 6 8 11 18



TUE 26 NOV 2024

Start Time 14:00
End Time 16:02

Mixed

Round Robin, Game 1



Action	Time	ET/Res	Team	Type	No.	Name	(G)	Name of Assistant(s) / Action Description
Goal	39:05	19 : 0	THA	EQ	20	SAENNAI T	(6)	13 YENKUAN M On Ice THA 79 7 13 20 69 77 77 YAMARUN P AUS 20 5 7 8 13 14
Goal	40:05	20 : 0	THA	EQ	13	YENKUAN M	(4)	77 YAMARUN P On Ice THA 79 7 13 20 69 77 20 SAENNAI T AUS 20 5 7 8 13 14
Goal	40:15	21 : 0	THA	EQ	13	YENKUAN M	(5)	77 YAMARUN P On Ice THA 79 7 13 20 69 77 20 SAENNAI T AUS 20 3 6 8 11 18
Goal	40:30	22 : 0	THA	EQ	77	YAMARUN P	(1)	20 SAENNAI T On Ice THA 79 7 13 20 69 77 13 YENKUAN M AUS 20 3 6 7 11 18
Penalty	41:09	43:09	THA	2 min.	7	SAENGNUAN T		- Interference
Goal	41:28	23 : 0	THA	SH1	18	SRIWANKHAM S	(3)	27 HAISAKULSUK T On Ice THA 79 1 18 27 69 AUS 20 4 7 10 13 18
Goal	42:00	24 : 0	THA	SH1	20	SAENNAI T	(7)	69 SAE-LU A On Ice THA 79 1 20 27 69 AUS 1 20 5 7 13 18
Goal	42:55	25 : 0	THA	SH1	13	YENKUAN M	(6)	8 BAOARSA S On Ice THA 79 1 8 13 77 AUS 20 8 9 10 13 18
GK	45:00		THA					79 PHANOOT B - Goalkeeper out
GK	45:00		AUS					20 WILLIAMS-MATSUOKA S - Goalkeeper out

Goalkeeper Records

Team : THA - Thailand

No.	Name	SOG	SVS	MIP
79	PHANOOT Bunchauy	2	2	45:00
4	AIAMAMPHAI Monthon			

Team : AUS - Australia

No.	Name	SOG	SVS	MIP
1	PEACOCK Darren	42	27	30:00
20	WILLIAMS-MATSUOKA Shogo	20	10	15:00

Game Statistics

Team : THA (Red)

Head Coach : SUNDSTOL Ole Thomas

No.	Pos.	Name	Gen	G	A	PTS	PIM	Shots on Goal				+/-
								1	2	3	TS	
8	D	BAOARSA Somsaksri	M	1	1	2	0	2	2	1	5	+11
16	F	KHEMMA Manot	M	2	3	5	0	2	6	0	8	+6
18	F	SRIWANKHAM Somprasong	M	3	5	8	0	1	5	1	7	+8
20	F	SAENNAI Tawatchai (BP)	M	7	4	11	0	4	4	3	11	+14
69	F	SAE-LU Arbe +A	M	1	3	4	0	1	3	4	8	+14
1	D	SUWANNATRAI Katikorn +C	M	0	5	5	0	0	0	1	1	+12
7	D	SAENGNUAN Theeraphong	M	0	0	0	2	0	0	1	1	+10
13	F	YENKUAN Mathee +A	M	6	8	14	0	6	0	3	9	+16
27	F	HAISAKULSUK Thodsaporn	M	0	1	1	0	0	0	0	0	+3
56	F	RINTHONG Pongsakorn	M	1	4	5	0	0	1	0	1	+7
25	F	YISANKUN Narapon	M	3	2	5	0	2	3	3	8	+9
77	F	YAMARUN Parichat	F	1	3	4	0	0	0	3	3	+7
4	GK	AIAMAMPHAI Monthon	M	0	0	0	0	0	0	0	0	
79	GK	PHANOOT Bunchauy	M	0	0	0	0	0	0	0	0	
Total				25	39	64	2	18	24	20	62	

Team : AUS (White)

Head Coach : HOLMES Simon

No.	Pos.	Name	Gen	G	A	PTS	PIM	Shots on Goal				+/-
								1	2	3	TS	
3	F	CODAZZI Andrea +A	M	0	0	0	2	0	0	0	0	-11
6	F	SHAW Stephen (BP)	M	0	0	0	0	0	0	0	0	-9
7	D	SIEGLOFF Bill	M	0	0	0	0	0	0	0	0	-14
11	F	PRINCIPE Rosa-Lee	F	0	0	0	0	0	0	0	0	-9
18	D	JACKSON Marty +C	M	0	0	0	2	1	0	0	1	-16
4	F	McDONALD Michael	M	0	0	0	0	0	0	1	1	-8
5	F	LAING Tom	M	0	0	0	0	0	0	0	0	-7
8	D	MARKOVIC Zeljko +A	M	0	0	0	0	0	0	0	0	-18
14	F	FRANCIS Michael	M	0	0	0	0	0	0	0	0	-8
9	F	STITFALL Bryan	M	0	0	0	0	0	0	0	0	-5
10	F	WRIGHT Jason	M	0	0	0	0	0	0	0	0	-5



TUE 26 NOV 2024

Start Time 14:00
End Time 16:02

Mixed
Round Robin, Game 1



Head Coach :		HOLMES Simon						Shots on Goal				
No.	Pos.	Name	Gen	G	A	PTS	PIM	1	2	3	TS	+/-
13	F	JAENKE Damon	M	0	0	0	0	0	0	0	0	-9
1	GK	PEACOCK Darren	M	0	0	0	0	0	0	0	0	
20	GK	WILLIAMS-MATSUOKA Shogo	M	0	0	0	0	0	0	0	0	
Total				0	0	0	4	1	0	1	2	

Legend:		
(G)	Goals in tournament	* does not count for Plus/minus
+C	Captain	A Assists
ET/Res	Penalty end time/Result of game	F Female / Forward
GK	Goalkeeper	M Male
PIM	Penalties in minutes	Pos. Position
PTS	Points	SH1 Shorthanded - 1 player
SVS	Saves	TPP Time on power play
		+/- Plus/minus net
		D Defence
		G Goals
		MIP Minutes in play (GK)
		PP1 Power play - 1 player
		SHG Shorthanded goals
		TS Total shots
		+A Assistant Captain
		EQ Equal strength
		Gen Gender
		No. Jersey number
		PPG Power play goals
		SOG Shots on goal



TUE 26 NOV 2024
Start Time 14:00

Mixed

Round Robin, Game 1



Shot Chart
THA - AUS

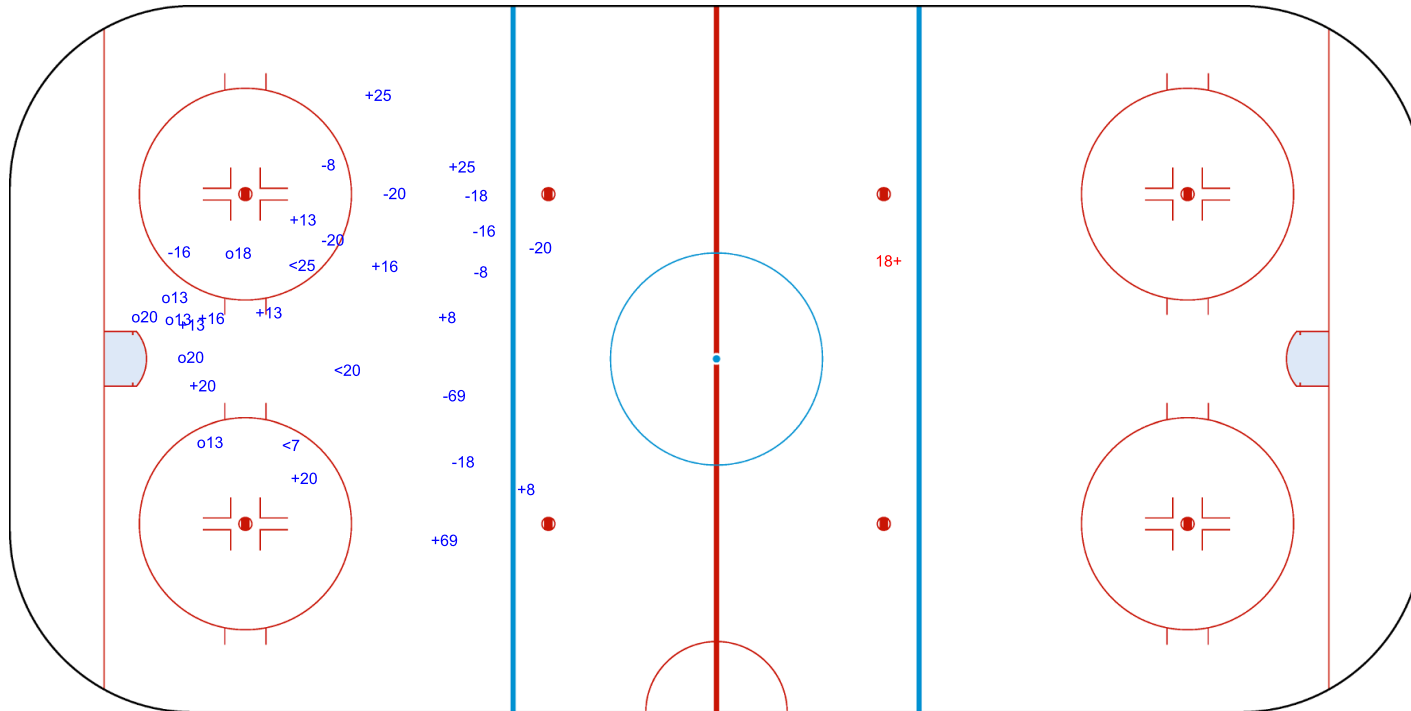
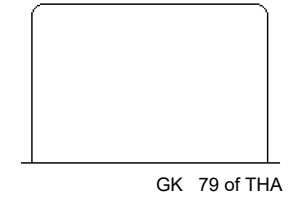
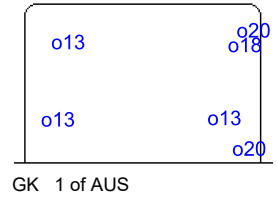


Period: 1



Shots by THA
Goals (o): 6
SSP (<): 3
SSG (+): 12
SPG (-): 10

Shots by AUS
Goals (o): 0
SSP (>): 0
SSG (+): 1
SPG (-): 0





TUE 26 NOV 2024
Start Time 14:00

Mixed
Round Robin, Game 1



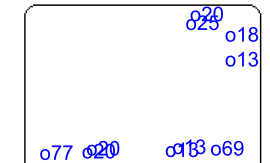
Shots by THA
Goals (o): 10 SSG (+): 10
SSP (<): 0 SPG (-): 12

AUS → Period: 3 ← THA

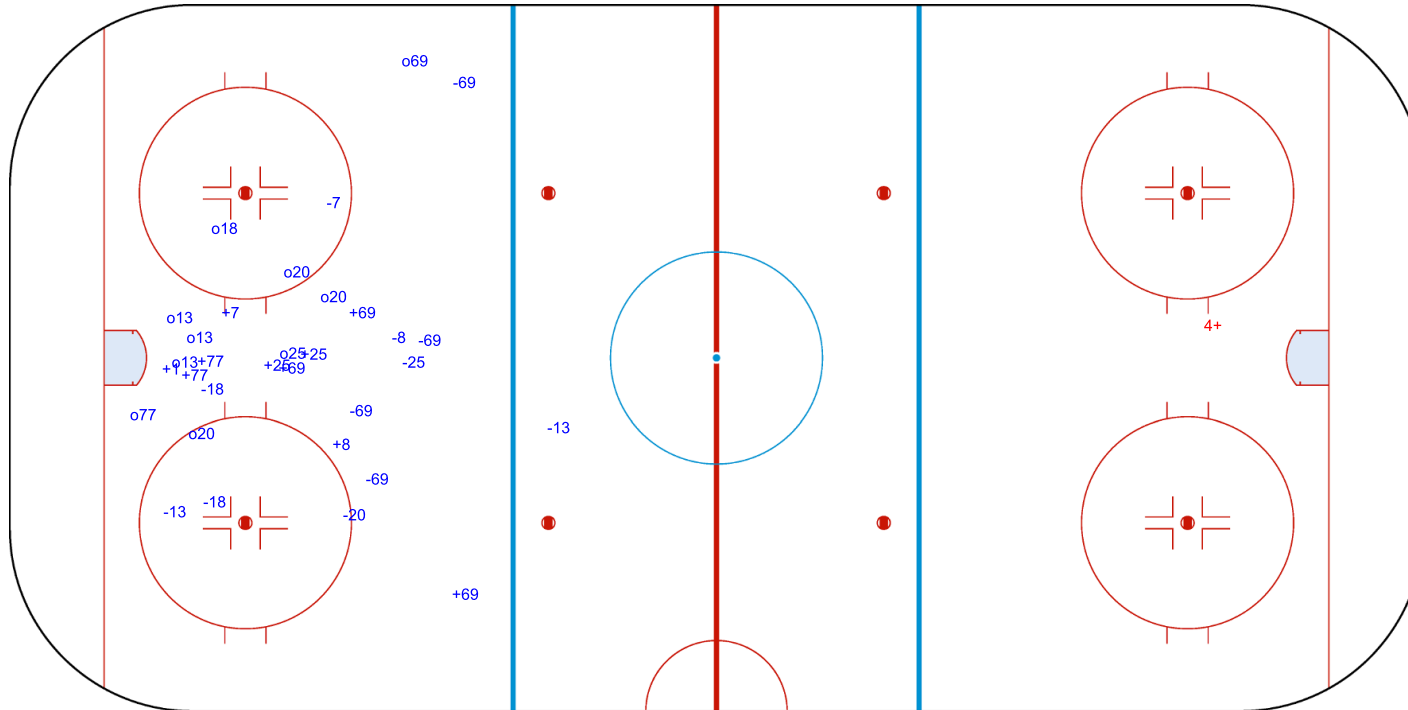
Shots by AUS
Goals (o): 0 SSG (+): 1
SSP (>): 0 SPG (-): 0



GK 1 of AUS



GK 20 of AUS



GK 79 of THA

Legend:	
GK	Goalkeeper
SPG	Shots past goal
SSG	Shots saved by goalkeeper
SSP	Shots saved by player



TUE 26 NOV 2024
Start Time 14:00

Mixed
Round Robin, Game 1



Face-off Chart THA - AUS

PERIOD 1

THA	AUS	THA	AUS	THA	AUS
Def. zone	Att. zone	Neutral zone		Att. zone	Def. zone
		+ 20	- 3	- 20	+ 3
		- 20	+ 3	- 20	+ 3
		+ 1	- 4	- 20	+ 3
		+ 1	- 13	+ 20	- 4
		+ 1	- 13	+ 20	- 4
		- 20	+ 3	+ 20	- 3
		+ 1	- 14		
		+ 20	- 4		
		+ 1	- 4		
		- 1	+ 3		
		+ 20	- 4		
Total wins / period		8 / 73%	3 / 27%	3 / 50%	3 / 50%

Total wins
all zones

THA	AUS
11 / 65%	6 / 35%

PERIOD 2

THA	AUS	THA	AUS	THA	AUS
Def. zone	Att. zone	Neutral zone		Att. zone	Def. zone
		+ 20	- 4	+ 20	- 4
		+ 1	- 3	+ 1	- 3
		+ 20	- 4	+ 1	- 4
		+ 20	- 3	- 20	+ 13
		+ 20	- 3	- 25	+ 3
		+ 56	- 3	+ 20	- 14
		- 20	+ 3	+ 20	- 4
		+ 20	- 4	+ 56	- 3
		+ 20	- 14	+ 56	- 4
		- 56	+ 4	+ 56	- 14
		+ 56	- 13	+ 56	- 13
		+ 20	- 4	- 20	+ 4
		+ 56	- 3		
Total wins / period		11 / 85%	2 / 15%	9 / 75%	3 / 25%

Total wins
all zones

THA	AUS
20 / 80%	5 / 20%

PERIOD 3

Total wins / period

THA	AUS	THA	AUS	THA	AUS
Def. zone	Att. zone	Neutral zone		Att. zone	Def. zone
+ 77	- 3	+ 77	- 14	+ 1	- 3
- 1	+ 4	- 18	+ 13	- 77	+ 4
		- 77	+ 3	- 77	+ 14
		- 18	+ 4	+ 77	- 14
		+ 77	- 14	+ 1	- 3
		- 77	+ 14	+ 1	- 14
		- 77	+ 3	+ 1	- 3
		+ 77	- 3		
		+ 1	- 4		
		+ 20	- 13		
		- 1	+ 3		
		+ 77	- 13		
		+ 1	- 13		

Total wins
all zones

THA	AUS
14 / 61%	9 / 39%



TUE 26 NOV 2024
Start Time 14:00

Mixed
Round Robin, Game 1



		+ 1	- 4		
1 / 50%	1 / 50%	8 / 57%	6 / 43%	5 / 71%	2 / 29%

TOTAL

Total wins / game	THA	AUS	THA	AUS	THA	AUS	Total wins all zones	
	Def. zone	Att. zone	Neutral zone		Att. zone	Def. zone	THA	AUS
	1 / 50%	1 / 50%	27 / 71%	11 / 29%	17 / 68%	8 / 32%	45 / 69%	20 / 31%

HEAD TO HEAD

	No.	AUS				Tot	wins THA	Dz	Nz	Az
		3	4	13	14					
THA	1	5 - 2	5 - 1	3 - 0	2 - 0	18	15 83%	0 0%	9 82%	6 100%
	18		0 - 1	0 - 1		2	0 0%		0 0%	
	20	4 - 6	10 - 1	1 - 1	2 - 0	25	17 68%		11 79%	6 55%
	25	0 - 1				1	0 0%			0 0%
	56	3 - 0	1 - 1	2 - 0	1 - 0	8	7 88%		3 75%	4 100%
	77	2 - 2	0 - 1	1 - 0	3 - 2	11	6 55%	1 100%	4 57%	1 33%
Tot		25	21	9	10	65	45 69%	1 50%	27 71%	17 68%
wins AUS		11 44%	5 24%	2 22%	2 20%	20 31%				
Dz		4 40%	2 25%	1 50%	1 20%	8 32%				
Nz		7 50%	2 17%	1 14%	1 20%	11 29%				
Az		0 0%	1 100%			1 50%				

Legend:
Az Attacking zone **Dz** Defending zone **No.** Jersey number **Nz** Neutral zone **Tot.** Total face-offs played



TUE 26 NOV 2024

Start Time 17:30

Mixed

Round Robin, Game 2



Game Roster

FIN - AUT

Referee

VANEK Jan (CZE)

Linesmen

HERMANSEN OSWOLD Marius (NOR) , UBOLLUCK Aomsin (THA)

Goalkeepers

Team: FIN

No.	Name	Gen	GP	MIP	GA	SVS	SOG	SVS%	GAA
35	KARKO Timo	M	0	00:00	0	0	0	0.00	0.00
74	ROSENDAHL Jarno	M	0	00:00	0	0	0	0.00	0.00

Team Roster

Team: FIN (White)

No.	Pos.	Name	Gen	GP	G	A	PTS	PIM	+/-
4	D	PAJULA Nemo	M	0	0	0	0	0	0
6	F	VESIKANSA Markku	M	0	0	0	0	0	0
9	F	HANNINEN Aaron	M	0	0	0	0	0	0
12	D	PAKARINEN Lasse	M	0	0	0	0	0	0
13	F	HIRVELA Markku	M	0	0	0	0	0	0
16	F	ALESTALO Aki	M	0	0	0	0	0	0
17	D	KANGASTIE Harri	M	0	0	0	0	0	0
25	F	HIMANEN Juhamatti	M	0	0	0	0	0	0
35	GK	KARKO Timo	M	0	0	0	0	0	0
74	GK	ROSENDAHL Jarno	M	0	0	0	0	0	0
96	F	NISKANEN Tuomo	M	0	0	0	0	0	0

Head Coach: HARKALA Jari

Team: AUT

No.	Name	Gen	GP	MIP	GA	SVS	SOG	SVS%	GAA
24	POUZAR Werner	M	0	00:00	0	0	0	0.00	0.00
83	LADSTAETTER Michael	M	0	00:00	0	0	0	0.00	0.00

Team: AUT (Red)

No.	Pos.	Name	Gen	GP	G	A	PTS	PIM	+/-
6	D	WLISZCZAK Dennis	M	0	0	0	0	0	0
7	F	HUCHLER Johannes	M	0	0	0	0	0	0
11	F	SAUER Michael	M	0	0	0	0	0	0
12	F	ROPP Timo	M	0	0	0	0	0	0
24	GK	POUZAR Werner	M	0	0	0	0	0	0
27	D	SCHILCHER Thomas	M	0	0	0	0	0	0
34	D	SIESS Kevin-Pascal	M	0	0	0	0	0	0
83	GK	LADSTAETTER Michael	M	0	0	0	0	0	0
95	F	BURTSCHER Fabian	M	0	0	0	0	0	0
97	D	BILGERI David	M	0	0	0	0	0	0
98	F	HABELER Kai	M	0	0	0	0	0	0

Head Coach: VIKSTROM Erik

Legend:

+/-	Plus/minus net	A	Assists	D	Defence	F	Forward
G	Goals	GA	Goals against	GAA	Goals against as average per 45 minutes	Gen	Gender
GK	Goalkeeper	GP	Games played	M	Male	MIP	Minutes and seconds played
No.	Jersey number	PIM	Penalties in minutes	Pos.	Position	PTS	Points
SOG	Shots on goal	SVS	Saves	SVS%	Saves in percentage		



TUE 26 NOV 2024

Start Time 17:30

Mixed

Round Robin, Game 2



Line-ups

FIN - AUT

Referee

VANEK Jan (CZE)

Linesmen

HERMANSEN OSWOLD Marius (NOR) , UBOLLUCK Aomsin (THA)

Goalkeepers

Team: FIN

No.	Name	Gen
35	KARKO Timo	M
74	ROSENDAHL Jarno	M

Team Line-ups

Team: FIN (White)

No.	Pos.	Name	Gen
4	D	PAJULA Nemo +A	M
17	D	KANGASTIE Harri +C	M
9	F	HANNINEN Aaron	M
13	F	HIRVELA Markku	M
96	F	NISKANEN Tuomo	M
12	D	PAKARINEN Lasse +A	M
6	F	VESIKANSA Markku	M
16	F	ALESTALO Aki	M
25	F	HIMANEN Juhamatti	M

Head Coach: HARKALA Jari

Team: AUT

No.	Name	Gen
24	POUZAR Werner	M
83	LADSTAETTER Michael	M

Team: AUT (Red)

No.	Pos.	Name	Gen
27	D	SCHILCHER Thomas +C	M
34	D	SIESS Kevin-Pascal	M
12	F	ROPP Timo	M
95	F	BURTSCHER Fabian +A	M
98	F	HABELER Kai	M
6	D	WLISZCZAK Dennis	M
97	D	BILGERI David	M
7	F	HUCHLER Johannes +A	M
11	F	SAUER Michael	M

Head Coach: VIKSTROM Erik

Legend:

+A	Assistant Captain	+C	Captain	D	Defence	F	Forward
Gen	Gender	M	Male	No.	Jersey number	Pos.	Position



TUE 26 NOV 2024
Start Time 17:30

Mixed
Round Robin, Game 2



Graphical Line-ups

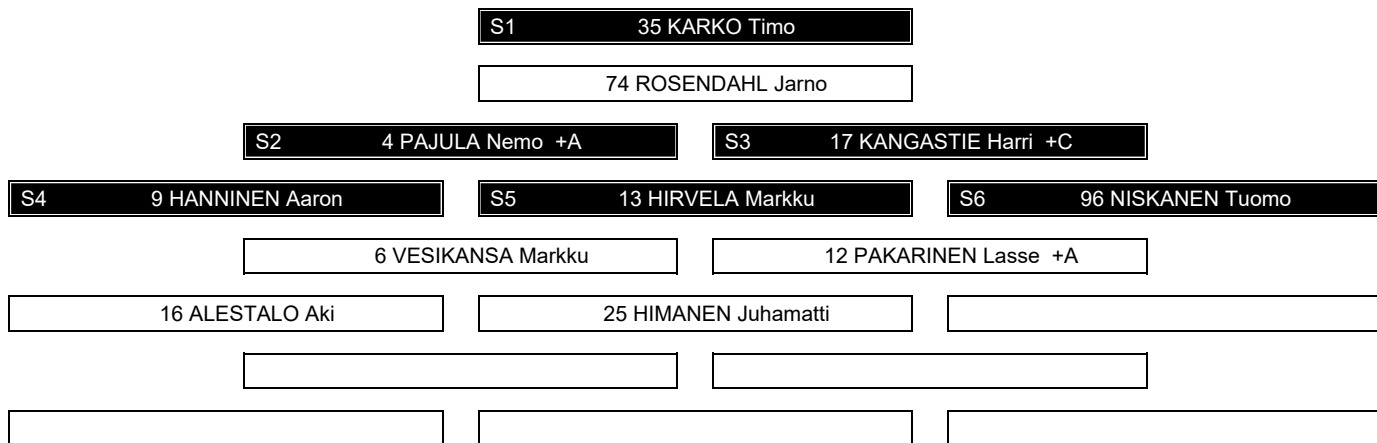
FIN - AUT

Referee
VANEK Jan (CZE)

Linesmen
HERMANSEN OSWOLD Marius (NOR) , UBOLLUCK Aomsin (THA)


Team: FIN - Finland (White)

Head Coach: HARKALA Jari



Team: AUT - Austria (Red)

Head Coach: VIKSTROM Erik



Legend:	+A Assistant Captain	+C Captain	Sn Starting position
----------------	-----------------------------	-------------------	-----------------------------



TUE 26 NOV 2024

Start Time 17:30
End Time 19:38

Mixed

Round Robin, Game 2



Game Summary

FIN - AUT 9 - 1 (4 - 1 , 2 - 0 , 3 - 0)

Spectators	Referee	Linesmen
39	VANEK Jan (CZE)	HERMANSEN OSWOLD Marius (NOR) , UBOLLUCK Aomsin (THA)

Team Statistics

Period	Score	SVS	SOG	PIM	TPP	PPG	SHG
1	4 : 1	1 : 4	8 : 2	2 : 6	02:23 : 01:30	1 : 1	0 : 0
2	2 : 0	0 : 8	10 : 0	0 : 2	02:25 : 00:00	1 : 0	0 : 0
3	3 : 0	3 : 4	7 : 3	4 : 2	01:15 : 03:15	0 : 0	0 : 0
Total	9 : 1	4 : 16	25 : 5	6 : 10	06:03 : 04:45	2 : 1	0 : 0

1st Period

Action	Time	ET/Res	Team	Type	No.	Name	(G) Name of Assistant(s) / Action Description
GK	00:00		FIN		35	KARKO T	- Goalkeeper in
GK	00:00		AUT		24	POUZAR W	- Goalkeeper in
Penalty	01:28	02:58	FIN	2 min.	25	HIMANEN J	- Holding an opponent
Goal	02:58	0 : 1	AUT	PP1	34	SIESS KP	(1) 27 SCHILCHER T On Ice FIN 35 6 12 13 16 AUT 24 11 27 34 95 98 *
Penalty	07:44	08:57	AUT	2 min.	34	SIESS KP	- Holding an opponent
Penalty	08:07	10:07	AUT	2 min.	98	HABELER K	- Teeing
Goal	08:57	1 : 1	FIN	PP2	4	PAJULA N	(1) 96 NISKANEN T On Ice FIN 35 4 9 17 25 96 AUT 24 6 12 27 *
Goal	10:12	2 : 1	FIN	EQ	25	HIMANEN J	(1) 9 HANNINEN A On Ice FIN 35 4 9 17 25 96 4 PAJULA N AUT 24 12 27 34 95 98
Goal	11:11	3 : 1	FIN	EQ	9	HANNINEN A	(1) 6 VESIKANSA M On Ice FIN 35 6 9 12 13 16 13 HIRVELA M AUT 24 6 7 11 12 97
Goal	12:56	4 : 1	FIN	EQ	25	HIMANEN J	(2) 4 PAJULA N On Ice FIN 35 4 13 17 25 96 AUT 24 6 7 11 95 97
Penalty	15:00	17:00	AUT	2 min.	34	SIESS KP	- Elbowing

2nd Period

Action	Time	ET/Res	Team	Type	No.	Name	(G) Name of Assistant(s) / Action Description
Goal	18:15	5 : 1	FIN	EQ	96	NISKANEN T	(1) 16 ALESTALO A On Ice FIN 35 6 12 13 16 96 AUT 24 6 7 11 12 97
Penalty	18:53	19:18	AUT	2 min.	7	HUCHLER J	- Interference
Goal	19:18	6 : 1	FIN	PP1	9	HANNINEN A	(2) 25 HIMANEN J On Ice FIN 35 4 9 17 25 96 AUT 24 27 34 95 98 *

3rd Period

Action	Time	ET/Res	Team	Type	No.	Name	(G) Name of Assistant(s) / Action Description
Goal	32:11	7 : 1	FIN	EQ	25	HIMANEN J	(3) On Ice FIN 35 6 12 16 17 25 AUT 24 6 7 11 12 97
Goal	32:38	8 : 1	FIN	EQ	9	HANNINEN A	(3) 96 NISKANEN T On Ice FIN 35 4 9 12 13 96 AUT 24 11 27 34 95 98
Goal	33:19	9 : 1	FIN	EQ	17	KANGASTIE H	(1) 96 NISKANEN T On Ice FIN 35 4 9 13 17 96 4 PAJULA N AUT 24 11 27 34 95 98
Penalty	36:45	38:45	FIN	2 min.	16	ALESTALO A	- Roughing
GK	36:45		AUT		83	LADSTAETTER M	- Goalkeeper in 24 POUZAR W - Goalkeeper out
Penalty	38:00	40:00	AUT	2 min.	34	SIESS KP	- Holding an opponent
Penalty	41:01	43:01	FIN	2 min.	16	ALESTALO A	- Teeing
GK	45:00		FIN				35 KARKO T - Goalkeeper out
GK	45:00		AUT				83 LADSTAETTER M - Goalkeeper out

Goalkeeper Records

Team : FIN - Finland

No.	Name	SOG	SVS	MIP
35	KARKO Timo	5	4	45:00
74	ROSENDAHL Jarno			

Team : AUT - Austria

No.	Name	SOG	SVS	MIP
24	POUZAR Werner	23	14	36:45
83	LADSTAETTER Michael	2	2	08:15



TUE 26 NOV 2024

Start Time 17:30

End Time 19:38

Mixed

Round Robin, Game 2



Game Statistics

Team : FIN (White)

Head Coach : HARKALA Jari

No.	Pos.	Name	Gen	G	A	PTS	PIM	Shots on Goal				+/-
								1	2	3	TS	
4	D	PAJULA Nemo +A	M	1	3	4	0	3	0	0	3	+4
9	F	HANNINEN Aaron	M	3	1	4	0	2	3	1	6	+4
13	F	HIRVELA Markku	M	0	1	1	0	0	0	0	0	+5
17	D	KANGASTIE Harri +C	M	1	0	1	0	0	1	1	2	+4
96	F	NISKANEN Tuomo	M	1	3	4	0	0	4	1	5	+5
6	F	VESIKANSA Markku	M	0	1	1	0	0	0	1	1	+3
12	D	PAKARINEN Lasse +A	M	0	0	0	0	0	0	0	0	+4
16	F	ALESTALO Aki	M	0	1	1	4	1	1	2	4	+3
25	F	HIMANEN Juhamatti (BP)	M	3	1	4	2	2	1	1	4	+3
35	GK	KARKO Timo	M	0	0	0	0	0	0	0	0	
74	GK	ROSENDAHL Jarno	M	0	0	0	0	0	0	0	0	
Total				9	11	20	6	8	10	7	25	

Team : AUT (Red)

Head Coach : VIKSTROM Erik

No.	Pos.	Name	Gen	G	A	PTS	PIM	Shots on Goal				+/-
								1	2	3	TS	
12	F	ROPP Timo (BP)	M	0	0	0	0	0	0	1	1	-4
27	D	SCHILCHER Thomas +C	M	0	1	1	0	0	0	0	0	-3
34	D	SIESS Kevin-Pascal	M	1	0	1	6	1	0	0	1	-3
95	F	BURTSCHER Fabian +A	M	0	0	0	0	0	0	0	0	-4
98	F	HABELER Kai	M	0	0	0	2	0	0	0	0	-3
6	D	WLISZCZAK Dennis	M	0	0	0	0	0	0	0	0	-4
7	F	HUCHLER Johannes +A	M	0	0	0	2	0	0	0	0	-4
11	F	SAUER Michael	M	0	0	0	0	1	0	2	3	-6
97	D	BILGERI David	M	0	0	0	0	0	0	0	0	-4
24	GK	POUZAR Werner	M	0	0	0	0	0	0	0	0	
83	GK	LADSTAETTER Michael	M	0	0	0	0	0	0	0	0	
Total				1	1	2	10	2	0	3	5	

Legend:

(G) Goals in tournament	* does not count for Plus/minus	+/- Plus/minus net	+A Assistant Captain
+C Captain	A Assists	D Defence	EQ Equal strength
ET/Res Penalty end time/Result of game	F Forward	G Goals	Gen Gender
GK Goalkeeper	M Male	MIP Minutes in play (GK)	No. Jersey number
PIM Penalties in minutes	Pos. Position	PP1 Power play - 1 player	PP2 Power play - 2 players
PPG Power play goals	PTS Points	SHG Shorthanded goals	SOG Shots on goal
SVS Saves	TPP Time on power play	TS Total shots	



TUE 26 NOV 2024
Start Time 17:30

Mixed

Round Robin, Game 2



Shot Chart FIN - AUT


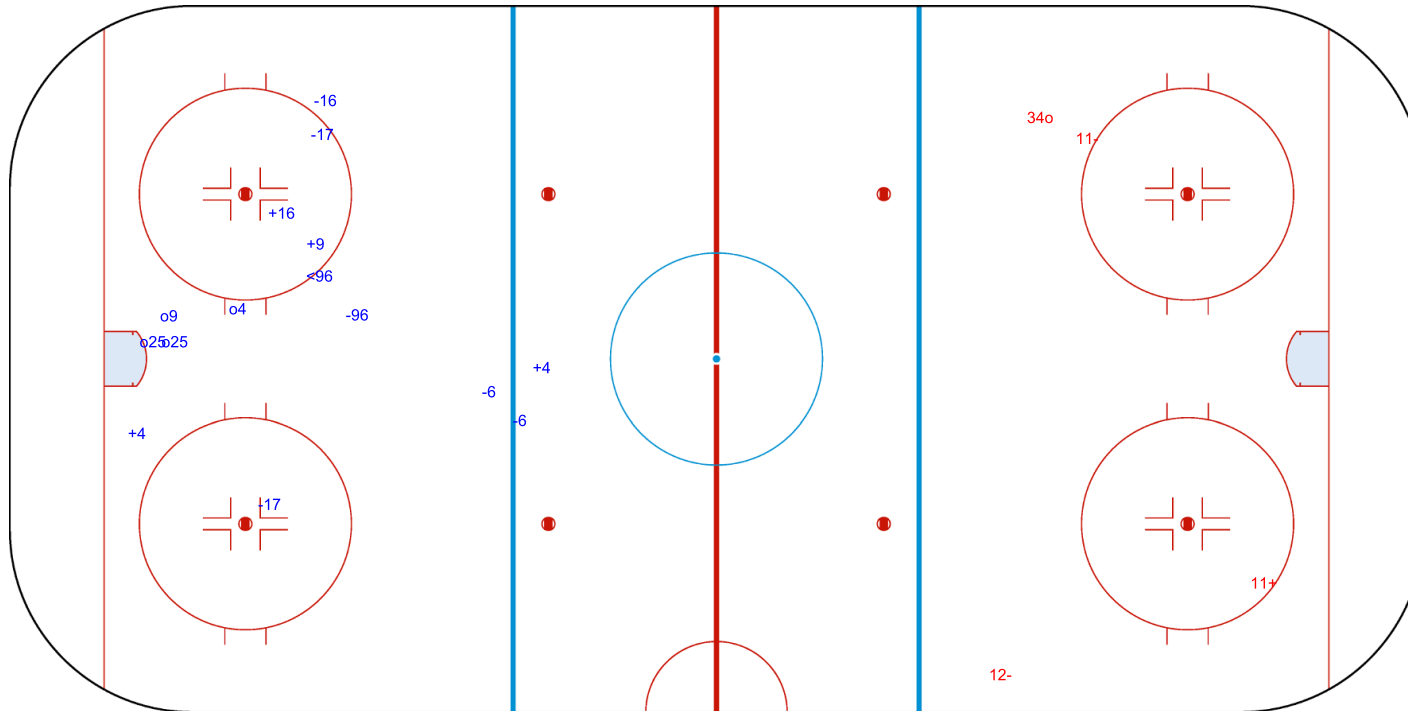
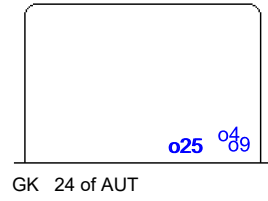


Period: 1



Shots by FIN
Goals (o): 4 SSG (+): 4
SSP (<): 1 SPG (-): 6

Shots by AUT
Goals (o): 1 SSG (+): 1
SSP (>): 0 SPG (-): 2





TUE 26 NOV 2024
Start Time 17:30

Mixed
Round Robin, Game 2



Shots by AUT

Goals (o): 0 SSG (+): 0
SSP (<): 0 SPG (-): 0



GK 35 of FIN




Period: 2

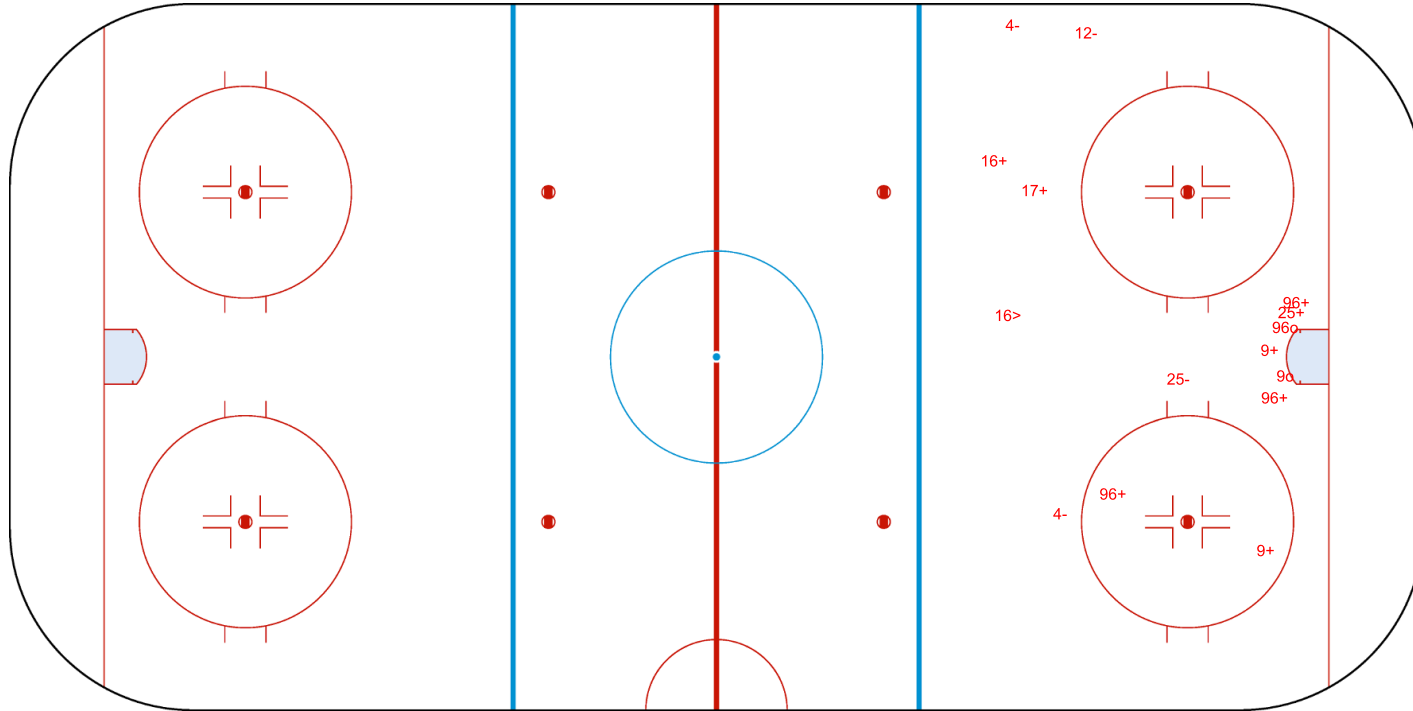


Shots by FIN

Goals (o): 2 SSG (+): 8
SSP (>): 1 SPG (-): 4



GK 24 of AUT





TUE 26 NOV 2024
Start Time 17:30

Mixed

Round Robin, Game 2



Shots by FIN
Goals (o): 3
SSP (<): 0

SSG (+): 4
SPG (-): 0

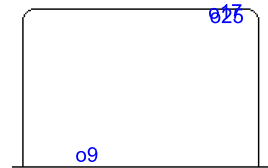


Period: 3



Shots by AUT
Goals (o): 0
SSP (>): 1

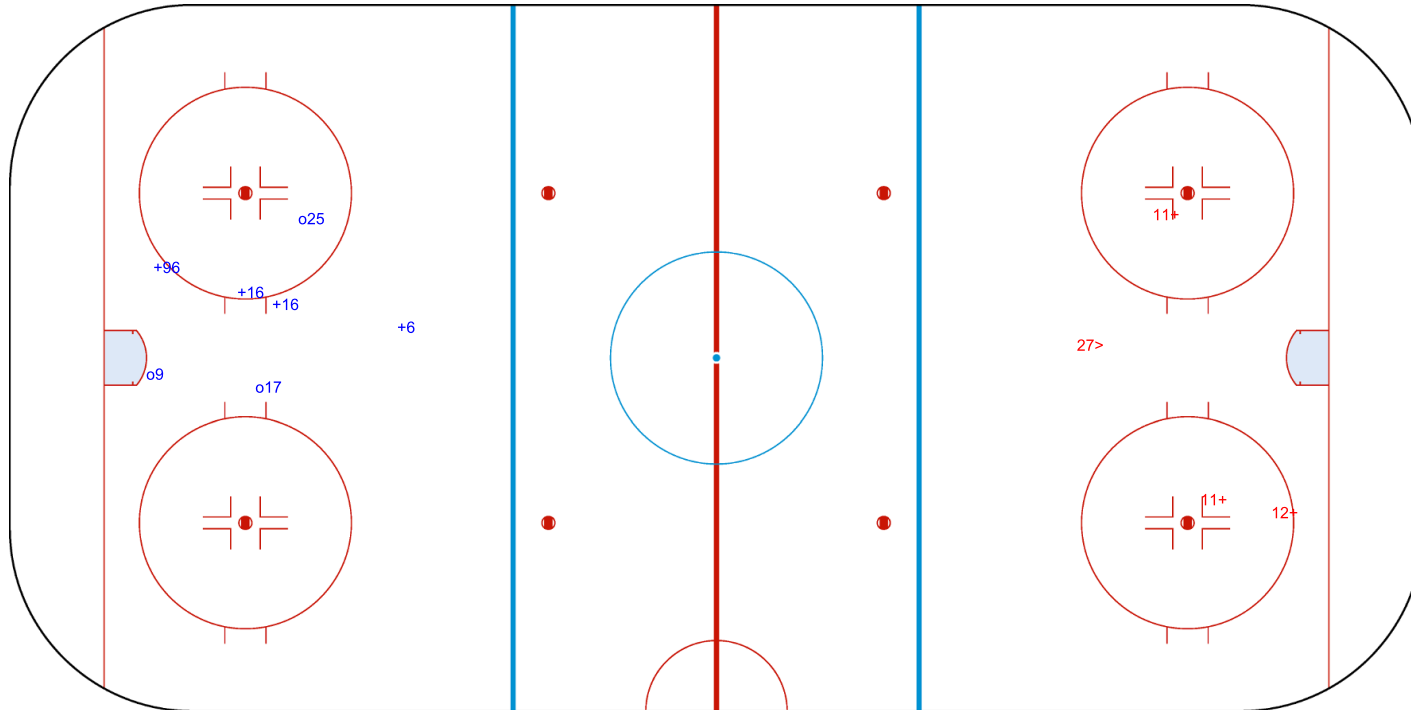
SSG (+): 3
SPG (-): 0



GK 24 of AUT



GK 83 of AUT



GK 35 of FIN

Legend:	
GK	Goalkeeper
SPG	Shots past goal
SSG	Shots saved by goalkeeper
SSP	Shots saved by player



TUE 26 NOV 2024
Start Time 17:30

Mixed
Round Robin, Game 2



Face-off Chart
FIN - AUT

PERIOD 1

	FIN		AUT		FIN		AUT		FIN		AUT	
	Def. zone	Att. zone	Neutral zone		Att. zone	Def. zone	Neutral zone		Att. zone	Def. zone	Neutral zone	
	+ 96	- 98	- 96	+ 98	+ 96	- 98	- 96	+ 98	+ 96	- 98	- 96	+ 98
	- 96	+ 98	- 16	+ 98	- 16	+ 98	- 16	+ 98	- 16	+ 98	- 16	+ 98
	+ 16	- 95	- 96	+ 12	+ 96	- 95	- 96	+ 12	+ 96	- 95	+ 96	- 12
			- 96	+ 98	+ 16	- 12	- 96	+ 98	- 96	+ 12	+ 16	- 12
			+ 96	- 95	- 96	+ 98	+ 96	- 95	- 96	+ 98	- 96	+ 12
			- 96	+ 95	+ 96	- 12	- 96	+ 95	+ 96	- 98	+ 96	- 12
			+ 96	- 95	- 16	+ 12	+ 96	- 95	+ 96	- 95	- 16	+ 12
			- 16	+ 12	+ 96	- 98	- 16	+ 12	+ 96	- 98	+ 96	- 95
			+ 96	- 95	- 96	+ 98	+ 96	- 95	+ 96	- 95	- 96	+ 98
			- 96	+ 98								
Total wins / period	2 / 67%	1 / 33%	4 / 36%	7 / 64%	5 / 63%	3 / 37%	Total wins all zones		11 / 50%	11 / 50%		

PERIOD 2

	FIN		AUT		FIN		AUT		FIN		AUT	
	Def. zone	Att. zone	Neutral zone		Att. zone	Def. zone	Neutral zone		Att. zone	Def. zone	Neutral zone	
	+ 16	- 12	- 96	+ 98	+ 96	- 98	- 96	+ 98	+ 96	- 98	- 96	+ 98
	+ 96	- 98	+ 96	- 12	- 16	+ 98	+ 96	- 12	- 16	+ 98	+ 96	- 98
			+ 16	- 12	+ 16	- 98	+ 16	- 12	+ 16	- 98	+ 16	- 98
			- 96	+ 98	+ 96	- 98	- 96	+ 98	+ 96	- 98	- 96	+ 98
			+ 96	- 98	+ 96	- 12	+ 96	- 98	+ 96	- 12	+ 96	- 98
			+ 96	- 11	+ 16	- 12	+ 96	- 11	+ 16	- 12	+ 16	- 12
Total wins / period	2 / 100%	0 / 0%	4 / 67%	2 / 33%	5 / 83%	1 / 17%	Total wins all zones		11 / 79%	3 / 21%		

PERIOD 3

	FIN		AUT		FIN		AUT		FIN		AUT	
	Def. zone	Att. zone	Neutral zone		Att. zone	Def. zone	Neutral zone		Att. zone	Def. zone	Neutral zone	
	+ 96	- 98	+ 96	- 98	+ 96	- 98	+ 96	- 98	+ 96	- 98	+ 96	- 98
	- 6	+ 12	+ 16	- 12	+ 96	- 98	+ 16	- 12	+ 96	- 98	+ 17	- 12
	- 6	+ 12	+ 96	- 98	- 96	+ 98	+ 96	- 98	- 16	+ 12	- 16	+ 12
			+ 16	- 12	+ 16	- 12	+ 16	- 12	+ 16	- 12	+ 16	- 12
			- 96	+ 98	- 96	+ 98	- 96	+ 98	+ 96	- 12	+ 96	- 12
			+ 96	- 12	+ 96	- 12	+ 96	- 12	+ 96	- 12	+ 96	- 12
			+ 96	- 12								
Total wins / period	1 / 33%	2 / 67%	6 / 75%	2 / 25%	6 / 86%	1 / 14%	Total wins all zones		13 / 72%	5 / 28%		

TOTAL

	FIN		AUT		FIN		AUT		FIN		AUT	
	Def. zone	Att. zone	Neutral zone		Att. zone	Def. zone	Neutral zone		Att. zone	Def. zone	Neutral zone	
Total wins / game	5 / 63%	3 / 37%	14 / 56%	11 / 44%	16 / 76%	5 / 24%	Total wins all zones		35 / 65%	19 / 35%		



TUE 26 NOV 2024
Start Time 17:30

Mixed
Round Robin, Game 2



HEAD TO HEAD

		AUT								
	No.	11	12	95	98	Tot	wins FIN	Dz	Nz	Az
FIN	6		0 - 2			2	0 0%	0 0%		
	16		7 - 2	1 - 0	1 - 3	14	9 64%	2 100%	3 60%	4 57%
	17		1 - 0			1	1 100%			1 100%
	96	1 - 0	7 - 2	5 - 1	12 - 9	37	25 68%	3 75%	11 55%	11 85%
	Tot	1	21	7	25	54	35 65%	5 63%	14 56%	16 76%
	wins AUT	0 0%	6 29%	1 14%	12 48%	19 35%				
Dz		2 20%	0 0%	3 33%	5 24%					
Nz	0 0%	2 25%	1 25%	8 67%	11 44%					
Az		2 67%	0 0%	1 25%	3 37%					

Legend:										
Az	Attacking zone	Dz	Defending zone	No.	Jersey number	Nz	Neutral zone	Tot.	Total face-offs played	



WED 27 NOV 2024

Start Time 14:00

Mixed

Round Robin, Game 3



Game Roster

AUT - AUS

Referee

van GRINSEN Chris (NED)

Linesmen

BLAZEK Pavel (CZE) , UBOLLUCK Aomsin (THA)

Goalkeepers

Team: AUT

No.	Name	Gen	GP	MIP	GA	SVS	SOG	SVS%	GAA
24	POUZAR Werner	M	1	36:45	9	14	23	60.87	11.02
83	LADSTAETTER Michael	M	1	08:15	0	2	2	100.00	0.00

Team Roster

Team: AUT (Red)

No.	Pos.	Name	Gen	GP	G	A	PTS	PIM	+/-
6	D	WLISZCZAK Dennis	M	1	0	0	0	0	-4
7	F	HUCHLER Johannes	M	1	0	0	0	2	-4
11	F	SAUER Michael	M	1	0	0	0	0	-6
12	F	ROPP Timo	M	1	0	0	0	0	-4
24	GK	POUZAR Werner	M	1	0	0	0	0	
27	D	SCHILCHER Thomas	M	1	0	1	1	0	-3
34	D	SIESS Kevin-Pascal	M	1	1	0	1	6	-3
83	GK	LADSTAETTER Michael	M	1	0	0	0	0	
95	F	BURTSCHER Fabian	M	1	0	0	0	0	-4
97	D	BILGERI David	M	1	0	0	0	0	-4
98	F	HABELER Kai	M	1	0	0	0	2	-3

Head Coach: VIKSTROM Erik

Team: AUS

No.	Name	Gen	GP	MIP	GA	SVS	SOG	SVS%	GAA
1	PEACOCK Darren	M	1	30:00	15	27	42	64.29	22.50
20	WILLIAMS-MATSUOKAM Shogo	M	1	15:00	10	10	20	50.00	30.00

Team: AUS (White)

No.	Pos.	Name	Gen	GP	G	A	PTS	PIM	+/-
1	GK	PEACOCK Darren	M	1	0	0	0	0	0
3	F	CODAZZI Andrea	M	1	0	0	0	2	-11
4	F	McDONALD Michael	M	1	0	0	0	0	-8
5	F	LAING Tom	M	1	0	0	0	0	-7
6	F	SHAW Stephen	M	1	0	0	0	0	-9
7	D	SIEGLOFF Bill	M	1	0	0	0	0	-14
8	D	MARKOVIC Zeljko	M	1	0	0	0	0	-18
9	F	STITFALL Bryan	M	1	0	0	0	0	-5
10	F	WRIGHT Jason	M	1	0	0	0	0	-5
11	F	PRINCIPE Rosa-Lee	F	1	0	0	0	0	-9
13	F	JAENKE Damon	M	1	0	0	0	0	-9
14	F	FRANCIS Michael	M	1	0	0	0	0	-8
16	D	SICOLO Mark	M	0	0	0	0	0	0
18	D	JACKSON Marty	M	1	0	0	0	2	-16
20	GK	WILLIAMS-MATSUOKA Shogo	M	1	0	0	0	0	0

Head Coach: HOLMES Simon

Legend:

+/-	Plus/minus net	A	Assists	D	Defence	F	Female / Forward
G	Goals	GA	Goals against	GAA	Goals against as average per 45 minutes	Gen	Gender
GK	Goalkeeper	GP	Games played	M	Male	MIP	Minutes and seconds played
No.	Jersey number	PIM	Penalties in minutes	Pos.	Position	PTS	Points
SOG	Shots on goal	SVS	Saves	SVS%	Saves in percentage		



WED 27 NOV 2024

Start Time 14:00

Mixed

Round Robin, Game 3



Line-ups

AUT - AUS

Referee

van GRINSEN Chris (NED)

Linesmen

BLAZEK Pavel (CZE) , UBOLLUCK Aomsin (THA)

Goalkeepers

Team: AUT

No.	Name	Gen
24	POUZAR Werner	M
83	LADSTAETTER Michael	M

Team Line-ups

Team: AUT (Red)

No.	Pos.	Name	Gen
6	D	WLISZCZAK Dennis	M
7	F	HUCHLER Johannes +A	M
12	F	ROPP Timo	M
95	F	BURTSCHER Fabian +A	M
98	F	HABELER Kai	M
27	D	SCHILCHER Thomas +C	M
34	D	SIESS Kevin-Pascal	M
97	D	BILGERI David	M
11	F	SAUER Michael	M

Head Coach: VIKSTROM Erik

Team: AUS

No.	Name	Gen
1	PEACOCK Darren	M
20	WILLIAMS-MATSUOKA Shogo	M

Team: AUS (White)

No.	Pos.	Name	Gen
8	D	MARKOVIC Zeljko +A	M
18	D	JACKSON Marty +C	M
3	F	CODAZZI Andrea +A	M
4	F	McDONALD Michael	M
14	F	FRANCIS Michael	M
7	D	SIEGLOFF Bill	M
16	D	SICOLO Mark	M
6	F	SHAW Stephen	M
11	F	PRINCIPE Rosa-Lee	F
13	F	JAENKE Damon	M
9	F	STITFALL Bryan	M
10	F	WRIGHT Jason	M

Head Coach: HOLMES Simon

NOT DRESSED:

5 F LAING Tom M

Legend:

+A	Assistant Captain	+C	Captain	D	Defence	F	Female / Forward
Gen	Gender	M	Male	No.	Jersey number	Pos.	Position



WED 27 NOV 2024
Start Time 14:00

Mixed
Round Robin, Game 3



Graphical Line-ups


AUT - AUS

Referee
van GRINSEN Chris (NED)

Linesmen
BLAZEK Pavel (CZE) , UBOLLUCK Aomsin (THA)

Team: AUT - Austria (Red)

Head Coach: VIKSTROM Erik



Team: AUS - Australia (White)

Head Coach: HOLMES Simon



Legend:

+A Assistant Captain

+C Captain

Sn Starting position



WED 27 NOV 2024

Start Time 14:00
End Time 15:49

Mixed

Round Robin, Game 3



Game Summary

AUT - AUS 15 - 0 (5 - 0 , 4 - 0 , 6 - 0)

Spectators	Referee	Linesmen
26	van GRINSEN Chris (NED)	BLAZEK Pavel (CZE) , UBOLLUCK Aomsin (THA)

Team Statistics

Period	Score	SVS	SOG	PIM	TPP	PPG	SHG
1	5 : 0	0 : 6	11 : 0	2 : 0	00:00 : 02:00	0 : 0	2 : 0
2	4 : 0	0 : 12	16 : 0	2 : 4	03:49 : 00:57	1 : 0	0 : 0
3	6 : 0	0 : 19	25 : 0	2 : 0	00:00 : 03:03	0 : 0	0 : 0
Total	15 : 0	0 : 37	52 : 0	6 : 4	03:49 : 06:00	1 : 0	2 : 0

1st Period

Action	Time	ET/Res	Team	Type	No.	Name	(G) Name of Assistant(s) / Action Description
GK	00:00		AUT		24	POUZAR W	- Goalkeeper in
GK	00:00		AUS		1	PEACOCK D	- Goalkeeper in
Penalty	02:04	04:04	AUT	2 min.	7	HUCHLER J	- Teeing
Goal	02:19	1 : 0	AUT	SH1	27	SCHILCHER T	(1) 12 ROPP T On Ice AUT 24 12 27 34 98 AUS 1 6 7 11 13 16
Goal	04:00	2 : 0	AUT	SH1	98	HABELER K	(1) 12 ROPP T 27 SCHILCHER T On Ice AUT 24 12 27 34 98 AUS 1 3 4 7 14 16
Goal	04:10	3 : 0	AUT	EQ	11	SAUER M	(1) On Ice AUT 24 6 7 11 95 97 AUS 1 6 8 11 13 18
Goal	08:55	4 : 0	AUT	EQ	12	ROPP T	(1) 27 SCHILCHER T On Ice AUT 24 11 12 27 34 95 AUS 1 3 4 7 8 14
Goal	13:28	5 : 0	AUT	EQ	98	HABELER K	(2) 12 ROPP T 7 HUCHLER J On Ice AUT 24 6 7 12 97 98 AUS 1 3 4 7 8 14

2nd Period

Action	Time	ET/Res	Team	Type	No.	Name	(G) Name of Assistant(s) / Action Description
Goal	16:48	6 : 0	AUT	EQ	11	SAUER M	(2) 7 HUCHLER J 95 BURTSCHER F On Ice AUT 24 6 7 11 95 97 AUS 1 3 4 7 8 14
Penalty	18:01	20:01	AUS	2 min.	6	SHAW S	- Teeing
Goal	20:55	7 : 0	AUT	EQ	98	HABELER K	(3) 11 SAUER M On Ice AUT 24 6 7 11 97 98 AUS 1 6 7 11 13 18
GK	22:50		AUT		83	LADSTAETTER M	- Goalkeeper in
Goal	24:30	8 : 0	AUT	EQ	98	HABELER K	(4) 34 SIESS KP On Ice AUT 83 12 27 34 97 98 12 ROPP T AUS 1 6 7 8 10 11
Penalty	26:03	27:52	AUS	2 min.	14	FRANCIS M	- Teeing
Goal	27:52	9 : 0	AUT	PP1	95	BURTSCHER F	(1) 34 SIESS KP On Ice AUT 83 11 27 34 95 98 AUS 1 6 8 13 18 *
Penalty	29:03	31:03	AUT	2 min.	34	SIESS KP	- Interference

3rd Period

Action	Time	ET/Res	Team	Type	No.	Name	(G) Name of Assistant(s) / Action Description
GK	30:00		AUS		20	WILLIAMS-MATSUOKA S	- Goalkeeper in
Penalty	31:19	33:19	AUT	2 min.	83	LADSTAETTER M	- Delaying the Game / Served by: 95 BURTSCHER F
Goal	36:06	10 : 0	AUT	EQ	98	HABELER K	(5) 97 BILGERI D 12 ROPP T On Ice AUT 83 12 27 34 97 98 AUS 20 4 6 8 14 18
Goal	36:57	11 : 0	AUT	EQ	12	ROPP T	(2) 11 SAUER M 95 BURTSCHER F On Ice AUT 83 11 12 27 34 95 AUS 20 4 6 8 14 18
Goal	37:55	12 : 0	AUT	EQ	12	ROPP T	(3) 95 BURTSCHER F 97 BILGERI D On Ice AUT 83 6 7 12 95 97 AUS 20 4 6 7 8 14
Goal	39:23	13 : 0	AUT	EQ	95	BURTSCHER F	(2) 98 HABELER K On Ice AUT 83 27 34 95 97 98 AUS 20 3 8 9 11 18
Goal	40:38	14 : 0	AUT	EQ	11	SAUER M	(3) 12 ROPP T On Ice AUT 83 6 7 11 12 97 AUS 20 4 6 8 14 18
Goal	41:36	15 : 0	AUT	EQ	12	ROPP T	(4) 98 HABELER K On Ice AUT 83 12 27 34 95 98 AUS 20 3 7 8 9 11
GK	45:00		AUT				83 LADSTAETTER M - Goalkeeper out



WED 27 NOV 2024

Start Time 14:00
End Time 15:49

Mixed

Round Robin, Game 3



Action	Time	ET/Res	Team	Type	No.	Name	(G)	Name of Assistant(s) / Action Description
GK	45:00		AUS					20 WILLIAMS-MATSUOKA S - Goalkeeper out

Goalkeeper Records

Team : AUT - Austria

No.	Name	SOG	SVS	MIP
24	POUZAR Werner	0	0	22:50
83	LADSTAETTER Michael	0	0	22:10

Team : AUS - Australia

No.	Name	SOG	SVS	MIP
1	PEACOCK Darren	27	18	30:00
20	WILLIAMS-MATSUOKA Shogo	25	19	15:00

Game Statistics

Team : AUT (Red)

Head Coach : VIKSTROM Erik

No.	Pos.	Name	Gen	G	A	PTS	PIM	Shots on Goal				+/-
								1	2	3	TS	
6	D	WLISZCZAK Dennis	M	0	0	0	0	1	1	2	4	+6
7	F	HUCHLER Johannes +A (BP)	M	0	2	2	2	0	2	4	6	+6
12	F	ROPP Timo	M	4	6	10	0	2	3	9	14	+10
95	F	BURTSCHER Fabian +A	M	2	3	5	0	0	2	2	4	+7
98	F	HABELER Kai	M	5	2	7	0	3	2	3	8	+8
11	F	SAUER Michael	M	3	2	5	0	3	4	4	11	+6
27	D	SCHILCHER Thomas +C	M	1	2	3	0	1	0	1	2	+8
34	D	SIESS Kevin-Pascal	M	0	2	2	2	0	2	0	2	+8
97	D	BILGERI David	M	0	2	2	0	1	0	0	1	+9
24	GK	POUZAR Werner	M	0	0	0	0	0	0	0	0	
83	GK	LADSTAETTER Michael	M	0	0	0	2	0	0	0	0	
Total				15	21	36	6	11	16	25	52	

Team : AUS (White)

Head Coach : HOLMES Simon

No.	Pos.	Name	Gen	G	A	PTS	PIM	Shots on Goal				+/-
								1	2	3	TS	
3	F	CODAZZI Andrea +A	M	0	0	0	0	0	0	0	0	-6
4	F	McDONALD Michael (BP)	M	0	0	0	0	0	0	0	0	-8
8	D	MARKOVIC Zeljko +A	M	0	0	0	0	0	0	0	0	-11
14	F	FRANCIS Michael	M	0	0	0	2	0	0	0	0	-8
18	D	JACKSON Marty +C	M	0	0	0	0	0	0	0	0	-6
6	F	SHAW Stephen	M	0	0	0	2	0	0	0	0	-8
7	D	SIEGLOFF Bill	M	0	0	0	0	0	0	0	0	-9
11	F	PRINCIPE Rosa-Lee	F	0	0	0	0	0	0	0	0	-6
13	F	JAENKE Damon	M	0	0	0	0	0	0	0	0	-3
16	D	SICOLO Mark	M	0	0	0	0	0	0	0	0	-2
9	F	STITFALL Bryan	M	0	0	0	0	0	0	0	0	-2
10	F	WRIGHT Jason	M	0	0	0	0	0	0	0	0	-1
1	GK	PEACOCK Darren	M	0	0	0	0	0	0	0	0	
20	GK	WILLIAMS-MATSUOKA Shogo	M	0	0	0	0	0	0	0	0	
Total				0	0	0	4	0	0	0	0	

Legend:

(G) Goals in tournament	* does not count for Plus/minus	+/- Plus/minus net	+A Assistant Captain
+C Captain	A Assists	D Defence	EQ Equal strength
ET/Res Penalty end time/Result of game	F Female / Forward	G Goals	Gen Gender
GK Goalkeeper	M Male	MIP Minutes in play (GK)	No. Jersey number
PIM Penalties in minutes	Pos. Position	PP1 Power play - 1 player	PPG Power play goals
PTS Points	SH1 Shorthanded - 1 player	SHG Shorthanded goals	SOG Shots on goal
SVS Saves	TPP Time on power play	TS Total shots	



WED 27 NOV 2024
Start Time 14:00

Mixed

Round Robin, Game 3



Shot Chart AUT - AUS

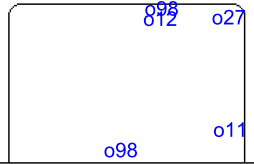


Period: 1



Shots by AUT

Goals (o): 5 SSG (+): 6
SSP (<): 7 SPG (-): 6



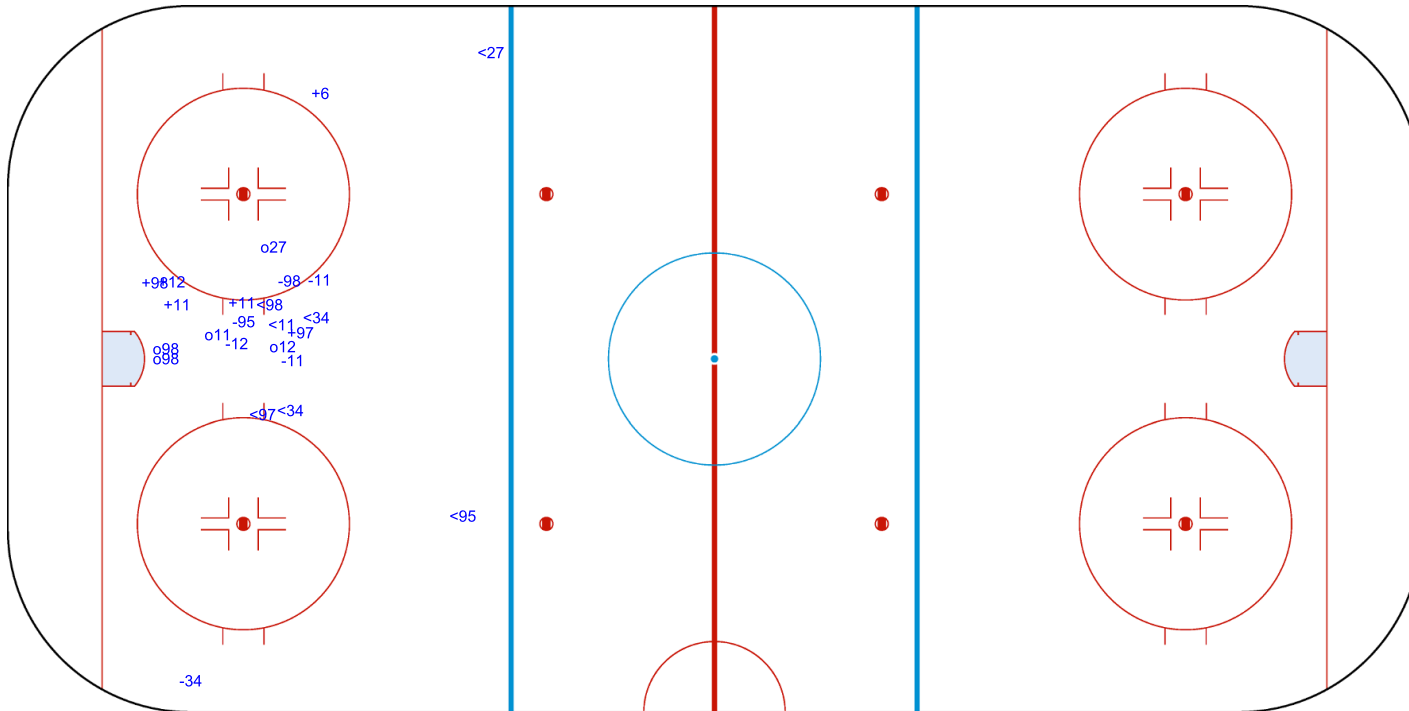
GK 1 of AUS

Shots by AUS

Goals (o): 0 SSG (+): 0
SSP (>): 0 SPG (-): 0



GK 24 of AUT





WED 27 NOV 2024
Start Time 14:00

Mixed
Round Robin, Game 3



Shots by AUS

Goals (o): 0 SSG (+): 0
SSP (<): 0 SPG (-): 0



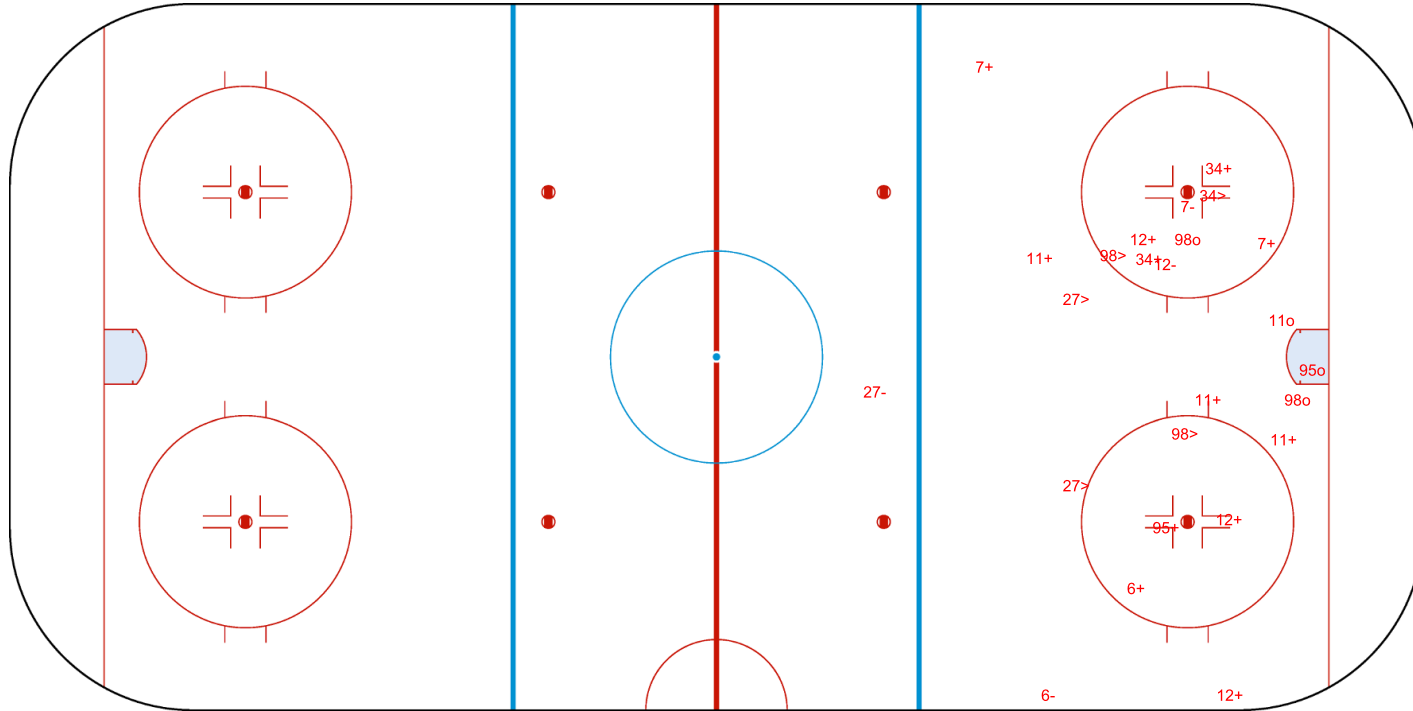
GK 24 of AUS



GK 83 of AUS



Period: 2



Shots by AUT

Goals (o): 4 SSG (+): 12
SSP (>): 5 SPG (-): 4



GK 1 of AUS



WED 27 NOV 2024
Start Time 14:00

Mixed
Round Robin, Game 3




Shots by AUT
Goals (o): 6 SSG (+): 19
SSP (<): 0 SPG (-): 12

AUS → Period: 3 ← AUT

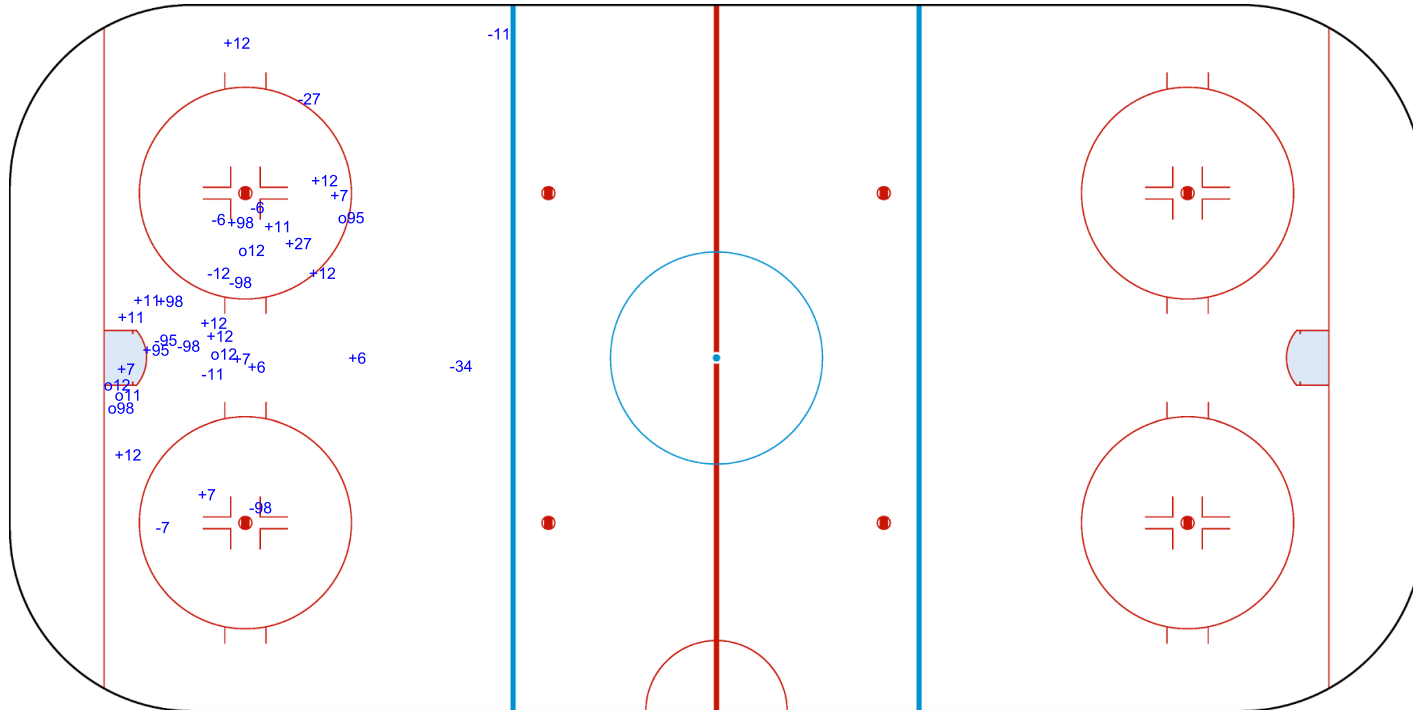
Shots by AUS
Goals (o): 0 SSG (+): 0
SSP (>): 0 SPG (-): 0



GK 1 of AUS



GK 20 of AUS



GK 83 of AUT

Legend:	
GK	Goalkeeper
SPG	Shots past goal
SSG	Shots saved by goalkeeper
SSP	Shots saved by player



Face-off Chart
AUT - AUS

PERIOD 1

AUT	AUS	AUT	AUS	AUT	AUS
Def. zone	Att. zone	Neutral zone		Att. zone	Def. zone
+ 98	- 6	+ 95	- 14	- 95	+ 14
		+ 98	- 14	+ 12	- 6
		- 95	+ 6	+ 12	- 6
		+ 95	- 6	+ 98	- 14
		+ 98	- 14		
		+ 12	- 6		
		+ 98	- 6		
		+ 98	- 14		
		+ 98	- 14		
Total wins / period	1 / 100%	8 / 89%	1 / 11%	3 / 75%	1 / 25%

Total wins
all zones

AUT	AUS
12 / 86%	2 / 14%

PERIOD 2

AUT	AUS	AUT	AUS	AUT	AUS
Def. zone	Att. zone	Neutral zone		Att. zone	Def. zone
- 95	+ 14	- 95	+ 14	+ 98	- 4
+ 12	- 14	- 98	+ 6	+ 12	- 4
		+ 98	- 4	- 98	+ 6
		+ 98	- 14	- 12	+ 6
		+ 12	- 14	+ 12	- 6
				- 12	+ 14
				- 98	+ 6
				+ 98	- 6
				+ 12	- 6
Total wins / period	1 / 50%	3 / 60%	2 / 40%	5 / 56%	4 / 44%

Total wins
all zones

AUT	AUS
9 / 56%	7 / 44%

PERIOD 3

AUT	AUS	AUT	AUS	AUT	AUS
Def. zone	Att. zone	Neutral zone		Att. zone	Def. zone
+ 98	- 14	- 11	+ 3	- 12	+ 3
		- 12	+ 14	+ 12	- 3
		+ 12	- 3	+ 12	- 3
		+ 98	- 14	- 98	+ 14
		- 12	+ 3	+ 12	- 14
		+ 98	- 14	+ 98	- 3
		+ 98	- 14	+ 12	- 14
				- 12	+ 14
				+ 98	- 3
				+ 98	- 3
				- 12	+ 3
Total wins / period	1 / 100%	4 / 57%	3 / 43%	7 / 64%	4 / 36%

Total wins
all zones

AUT	AUS
12 / 63%	7 / 37%

TOTAL



WED 27 NOV 2024

Start Time 14:00

Mixed

Round Robin, Game 3



Total wins / game	AUT	AUS	AUT	AUS	AUT	AUS	Total wins all zones	
	Def. zone	Att. zone	Neutral zone		Att. zone	Def. zone	AUT	AUS
	3 / 75%	1 / 25%	15 / 71%	6 / 29%	15 / 63%	9 / 37%	33 / 67%	16 / 33%

HEAD TO HEAD

		AUS				Tot	wins AUT	Dz	Nz	Az
No.		3	4	6	14					
AUT	11	0 - 1				1	0 0%		0 0%	
	12	3 - 3	1 - 0	5 - 1	4 - 3	20	13 65%	1 100%	3 60%	9 64%
	95			1 - 1	1 - 3	6	2 33%	0 0%	2 50%	0 0%
	98	3 - 0	2 - 0	3 - 3	10 - 1	22	18 82%	2 100%	10 91%	6 67%
Tot		10	3	14	22	49	33 67%	3 75%	15 71%	15 63%
wins AUS		4 40%	0 0%	5 36%	7 32%	16 33%				
Dz		2 29%	0 0%	3 38%	4 57%	9 37%				
Nz		2 67%	0 0%	2 40%	2 17%	6 29%				
Az				0 0%	1 33%	1 25%				

Legend:
Az Attacking zone **Dz** Defending zone **No.** Jersey number **Nz** Neutral zone **Tot.** Total face-offs played



WED 27 NOV 2024

Start Time 17:30

Mixed

Round Robin, Game 4



Game Roster

FIN - THA

Referee

MYERS Patrick (CAN)

Goalkeepers

Team: FIN

No.	Name	Gen	GP	MIP	GA	SVS	SOG	SVS%	GAA
35	KARKO Timo	M	2	88:30	3	22	25	88.00	1.53
74	ROSENDAHL Jarno	M	2	00:00	0	0	0	0.00	0.00

Team Roster

Team: FIN (White)

No.	Pos.	Name	Gen	GP	G	A	PTS	PIM	+/-
4	D	PAJULA Nemo	M	2	1	3	4	2	+2
6	F	VESIKANSA Markku	M	2	0	1	1	2	+3
9	F	HANNINEN Aaron	M	2	3	1	4	0	+3
12	D	PAKARINEN Lasse	M	2	0	0	0	2	+4
13	F	HIRVELA Markku	M	2	0	1	1	0	+3
16	F	ALESTALO Aki	M	2	0	1	1	4	+1
17	D	KANGASTIE Harri	M	2	1	0	1	0	+2
25	F	HIMANEN Juhamatti	M	2	3	1	4	2	+3
35	GK	KARKO Timo	M	2	0	0	0	0	
74	GK	ROSENDAHL Jarno	M	2	0	0	0	0	
96	F	NISKANEN Tuomo	M	2	1	3	4	2	+4

Head Coach: HARKALA Jari

Linesmen

HERMANSEN OSWOLD Marius (NOR) , YOUNG Hamish (AUS)

Team: THA

No.	Name	Gen	GP	MIP	GA	SVS	SOG	SVS%	GAA
4	AIAMAMPHAI Monthon	M	2	00:10	0	0	0	0.00	0.00
79	PHANOOT Bunchauy	M	2	89:50	0	8	8	100.00	0.00

Team: THA (Red)

No.	Pos.	Name	Gen	GP	G	A	PTS	PIM	+/-
1	D	SUWANNATRAI Katikorn	M	2	2	5	7	0	+14
4	GK	AIAMAMPHAI Monthon	M	2	0	0	0	0	
7	D	SAENGNUAN Theeraphong	M	2	0	0	0	2	+10
8	D	BAOARSA Somsaksri	M	2	1	1	2	0	+12
13	F	YENKUAN Mathee	M	2	6	9	15	0	+17
16	F	KHEMMA Manot	M	2	2	4	6	4	+7
18	F	SRIWANKHAM Somprasong	M	2	3	6	9	0	+9
20	F	SAENNAI Tawatchai	M	2	7	4	11	2	+16
25	F	YISANKUN Narapon	M	2	3	2	5	0	+9
27	F	HAISAKULSUK Thodsaporn	M	2	0	1	1	0	+3
56	F	RINTHONG Pongsakorn	M	2	1	4	5	0	+7
69	F	SAE-LU Arbe	M	2	1	3	4	2	+16
77	F	YAMARUN Parichat	F	2	1	3	4	0	+7
79	GK	PHANOOT Bunchauy	M	2	0	0	0	0	

Head Coach: SUNDSTOL Ole Thomas

Legend:

+/-	Plus/minus net	A	Assists	D	Defence	F	Female / Forward
G	Goals	GA	Goals against	GAA	Goals against as average per 45 minutes	Gen	Gender
GK	Goalkeeper	GP	Games played	M	Male	MIP	Minutes and seconds played
No.	Jersey number	PIM	Penalties in minutes	Pos.	Position	PTS	Points
SOG	Shots on goal	SVS	Saves	SVS%	Saves in percentage		



WED 27 NOV 2024

Start Time 17:30

Mixed

Round Robin, Game 4



Line-ups

FIN - THA

Referee

MYERS Patrick (CAN)

Goalkeepers

Team: FIN

No.	Name	Gen
35	KARKO Timo	M
74	ROSENDAHL Jarno	M

Team Line-ups

Team: FIN (White)

No.	Pos.	Name	Gen
4	D	PAJULA Nemo +A	M
17	D	KANGASTIE Harri +C	M
9	F	HANNINEN Aaron	M
13	F	HIRVELA Markku	M
96	F	NISKANEN Tuomo	M
12	D	PAKARINEN Lasse +A	M
6	F	VESIKANSA Markku	M
16	F	ALESTALO Aki	M
25	F	HIMANEN Juhamatti	M

Head Coach: HARKALA Jari

Linesmen

HERMANSEN OSWOLD Marius (NOR) , YOUNG Hamish (AUS)

Team: THA

No.	Name	Gen
4	AIAMAMPHAI Monthon	M
79	PHANOOT Bunchauy	M

Team: THA (Red)

No.	Pos.	Name	Gen
8	D	BAOARSA Somsaksri	M
13	F	YENKUAN Mathee +A	M
16	F	KHEMMA Manot	M
18	F	SRIWANKHAM Somprasong	M
20	F	SAENNAI Tawatchai	M
1	D	SUWANNATRAI Katikorn +C	M
7	D	SAENGNUAN Theeraphong	M
25	F	YISANKUN Narapon	M
56	F	RINTHONG Pongsakorn	M
69	F	SAE-LU Arbe +A	M
27	F	HAISAKULSUK Thodsaporn	M
77	F	YAMARUN Parichat	F

Head Coach: SUNDSTOL Ole Thomas

Legend:

+A	Assistant Captain	+C	Captain	D	Defence	F	Female / Forward
Gen	Gender	M	Male	No.	Jersey number	Pos.	Position



WED 27 NOV 2024

Start Time 17:30

Mixed

Round Robin, Game 4



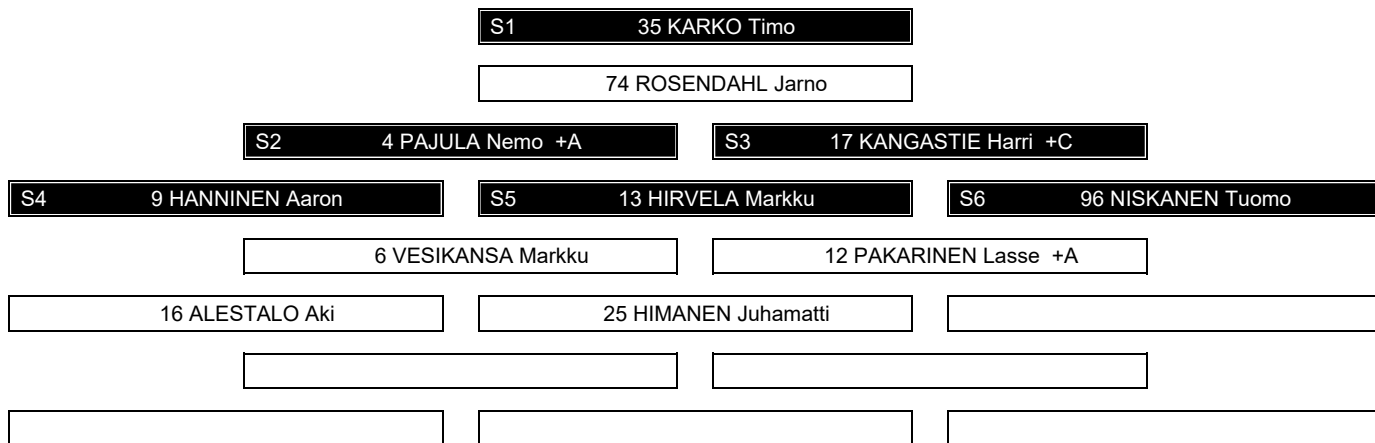
Graphical Line-ups

FIN - THA

Referee MYERS Patrick (CAN) **Linesmen** HERMANSEN OSWOLD Marius (NOR) , YOUNG Hamish (AUS)

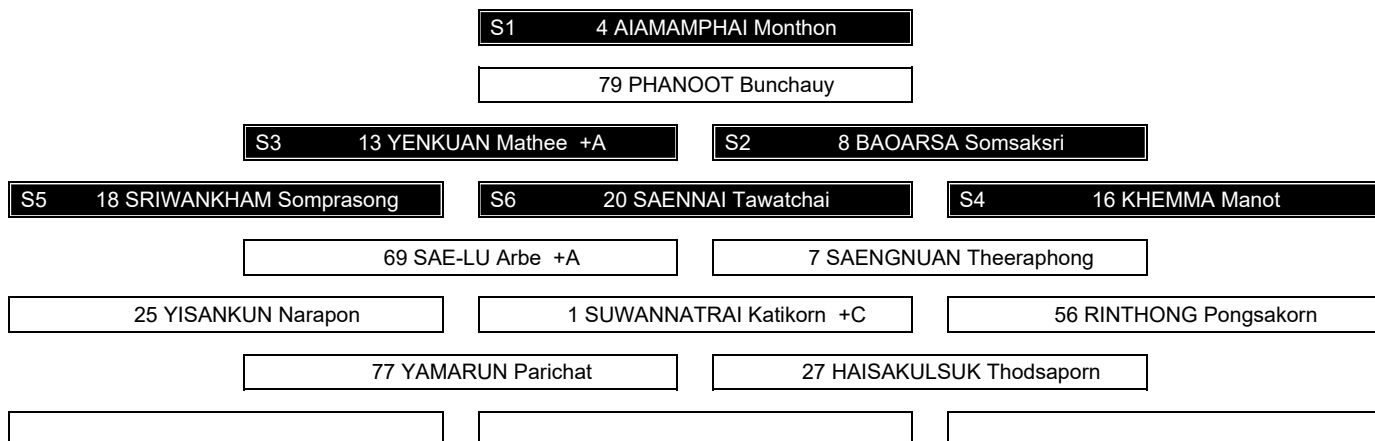
Team: FIN - Finland (White)

Head Coach: HARKALA Jari



Team: THA - Thailand (Red)

Head Coach: SUNDSTOL Ole Thomas



Legend:

+A Assistant Captain

+C Captain

Sn Starting position



WED 27 NOV 2024

Start Time 17:30
End Time 19:35

Mixed

Round Robin, Game 4



Game Summary

FIN - THA 0 - 2 (0 - 0 , 0 - 2 , 0 - 0)

Spectators	Referee	Linesmen
116	MYERS Patrick (CAN)	HERMANSEN OSWOLD Marius (NOR) , YOUNG Hamish (AUS)

Team Statistics

Period	Score	SVS	SOG	PIM	TPP	PPG	SHG
1	0 : 0	12 : 2	2 : 12	2 : 2	02:00 : 02:00	0 : 0	0 : 0
2	0 : 2	1 : 3	3 : 3	0 : 4	04:00 : 00:00	0 : 0	0 : 0
3	0 : 0	6 : 1	1 : 6	6 : 2	00:10 : 04:10	0 : 0	0 : 0
Total	0 : 2	19 : 6	6 : 21	8 : 8	06:10 : 06:10	0 : 0	0 : 0

1st Period

Action	Time	ET/Res	Team	Type	No.	Name	(G) Name of Assistant(s) / Action Description
GK	00:00		THA		4	AIAMAMPHAI M	- Goalkeeper in
GK	00:00		FIN		35	KARKO T	- Goalkeeper in
GK	00:10		THA		79	PHANOOT B	- Goalkeeper in 4 AIAMAMPHAI M - Goalkeeper out
Penalty	02:41	04:41	THA	2 min.	16	KHEMMA M	- Elbowing
Penalty	06:31	08:31	FIN	2 min.	4	PAJULA N	- Tripping

2nd Period

Action	Time	ET/Res	Team	Type	No.	Name	(G) Name of Assistant(s) / Action Description
Penalty	15:25	17:25	THA	2 min.	20	SAENNAI T	- Teeing
Goal	18:44	0 : 1	THA	EQ	1	SUWANNATRAI K	(1) 16 KHEMMA M On Ice FIN 35 4 13 16 17 96 THA 79 1 8 16 20 69
Penalty	19:31	21:31	THA	2 min.	16	KHEMMA M	- Elbowing
Goal	27:56	0 : 2	THA	EQ	1	SUWANNATRAI K	(2) 13 YENKUAN M 18 SRIWANKHAM S On Ice FIN 35 4 9 13 16 17 THA 79 1 13 18 20 69

3rd Period

Action	Time	ET/Res	Team	Type	No.	Name	(G) Name of Assistant(s) / Action Description
Penalty	32:02	34:02	FIN	2 min.	96	NISKANEN T	- Teeing
Penalty	32:25	34:25	THA	2 min.	69	SAE-LU A	- Interference
Penalty	34:12	36:12	FIN	2 min.	6	VESIKANSA M	- Roughing
Penalty	38:19	40:19	FIN	2 min.	12	PAKARINEN L	- Teeing
Time-out	40:23		FIN				
GK	43:30		FIN				35 KARKO T - Goalkeeper out
GK	45:00		THA				79 PHANOOT B - Goalkeeper out

Goalkeeper Records

Team : FIN - Finland

No.	Name	SOG	SVS	MIP
35	KARKO Timo	20	18	43:30
74	ROSENDAHL Jarno			

Team : THA - Thailand

No.	Name	SOG	SVS	MIP
79	PHANOOT Bunchauy	6	6	44:50
4	AIAMAMPHAI Monthon	0	0	00:10

Game Statistics

Team : FIN (White)

Head Coach : HARKALA Jari

No.	Pos.	Name	Gen	G	A	PTS	PIM	Shots on Goal				+/-
								1	2	3	TS	
4	D	PAJULA Nemo +A	M	0	0	0	2	0	1	0	1	-2
9	F	HANNINEN Aaron	M	0	0	0	0	0	2	0	2	-1
13	F	HIRVELA Markku	M	0	0	0	0	2	0	0	2	-2
17	D	KANGASTIE Harri +C	M	0	0	0	0	0	0	0	0	-2
96	F	NISKANEN Tuomo	M	0	0	0	2	0	0	0	0	-1
6	F	VESIKANSA Markku	M	0	0	0	2	0	0	0	0	0
12	D	PAKARINEN Lasse +A	M	0	0	0	2	0	0	1	1	0
16	F	ALESTALO Aki	M	0	0	0	0	0	0	0	0	-2
25	F	HIMANEN Juhamatti	M	0	0	0	0	0	0	0	0	0



WED 27 NOV 2024

Start Time 17:30
End Time 19:35

Mixed

Round Robin, Game 4



Head Coach : HARKALA Jari

No.	Pos.	Name	Gen	G	A	PTS	PIM	Shots on Goal				+/-
								1	2	3	TS	
35	GK	KARKO Timo (BP)	M	0	0	0	0	0	0	0	0	
74	GK	ROSENDAHL Jarno	M	0	0	0	0	0	0	0	0	
Total				0	0	0	8	2	3	1	6	

Team : THA (Red)

Head Coach : SUNDSTOL Ole Thomas

No.	Pos.	Name	Gen	G	A	PTS	PIM	Shots on Goal				+/-
								1	2	3	TS	
8	D	BAOARSA Somsaksri	M	0	0	0	0	2	1	0	3	+1
13	F	YENKUAN Mathee +A (BP)	M	0	1	1	0	5	0	1	6	+1
16	F	KHEMMA Manot	M	0	1	1	4	1	0	0	1	+1
18	F	SRIWANKHAM Somprasong	M	0	1	1	0	0	0	1	1	+1
20	F	SAENNAI Tawatchai	M	0	0	0	2	3	0	3	6	+2
1	D	SUWANNATRAI Katikorn +C	M	2	0	2	0	1	2	0	3	+2
7	D	SAENGNUAN Theeraphong	M	0	0	0	0	0	0	0	0	0
25	F	YISANKUN Narapon	M	0	0	0	0	0	0	0	0	0
56	F	RINTHONG Pongsakorn	M	0	0	0	0	0	0	0	0	0
69	F	SAE-LU Arbe +A	M	0	0	0	2	0	0	1	1	+2
27	F	HAIKULSUK Thodsaporn	M	0	0	0	0	0	0	0	0	0
77	F	YAMARUN Parichat	F	0	0	0	0	0	0	0	0	0
4	GK	AIAMAMPHAI Monthon	M	0	0	0	0	0	0	0	0	
79	GK	PHANOOT Bunchauy	M	0	0	0	0	0	0	0	0	
Total				2	3	5	8	12	3	6	21	

Legend:

(G)	Goals in tournament	+/-	Plus/minus net	+A	Assistant Captain	+C	Captain
A	Assists	D	Defence	EQ	Equal strength	ET/Res	Penalty end time/Result of game
F	Female / Forward	G	Goals	Gen	Gender	GK	Goalkeeper
M	Male	MIP	Minutes in play (GK)	No.	Jersey number	PIM	Penalties in minutes
Pos.	Position	PPG	Power play goals	PTS	Points	SHG	Shorthanded goals
SOG	Shots on goal	SVS	Saves	TPP	Time on power play	TS	Total shots



WED 27 NOV 2024
Start Time 17:30

Mixed
Round Robin, Game 4



Shot Chart FIN - THA



Period: 1

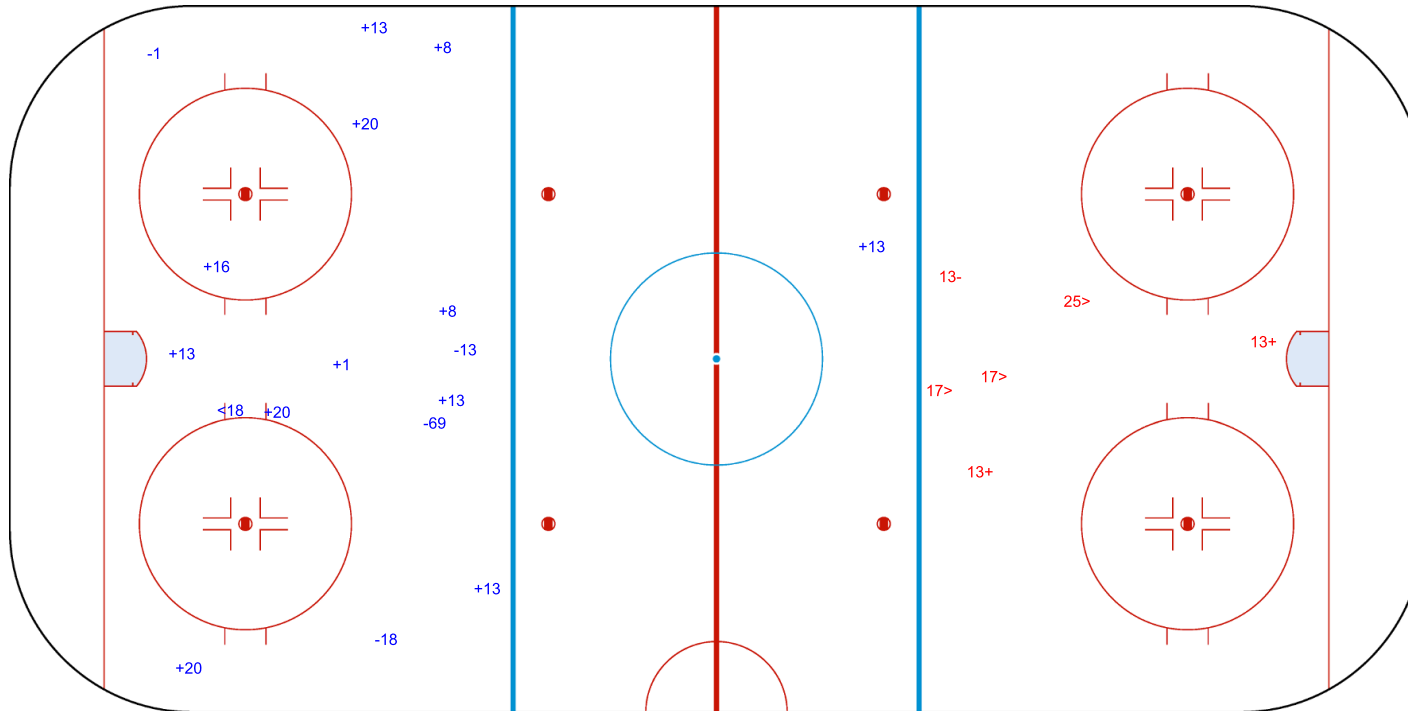


Shots by THA
Goals (o): 0
SSP (<): 1
SSG (+): 12
SPG (-): 4

Shots by FIN
Goals (o): 0
SSP (>): 3
SSG (+): 2
SPG (-): 1



GK 35 of FIN



GK 4 of THA



GK 79 of THA



WED 27 NOV 2024
Start Time 17:30

Mixed
Round Robin, Game 4



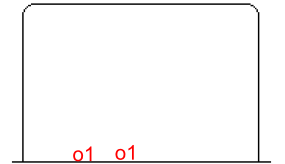
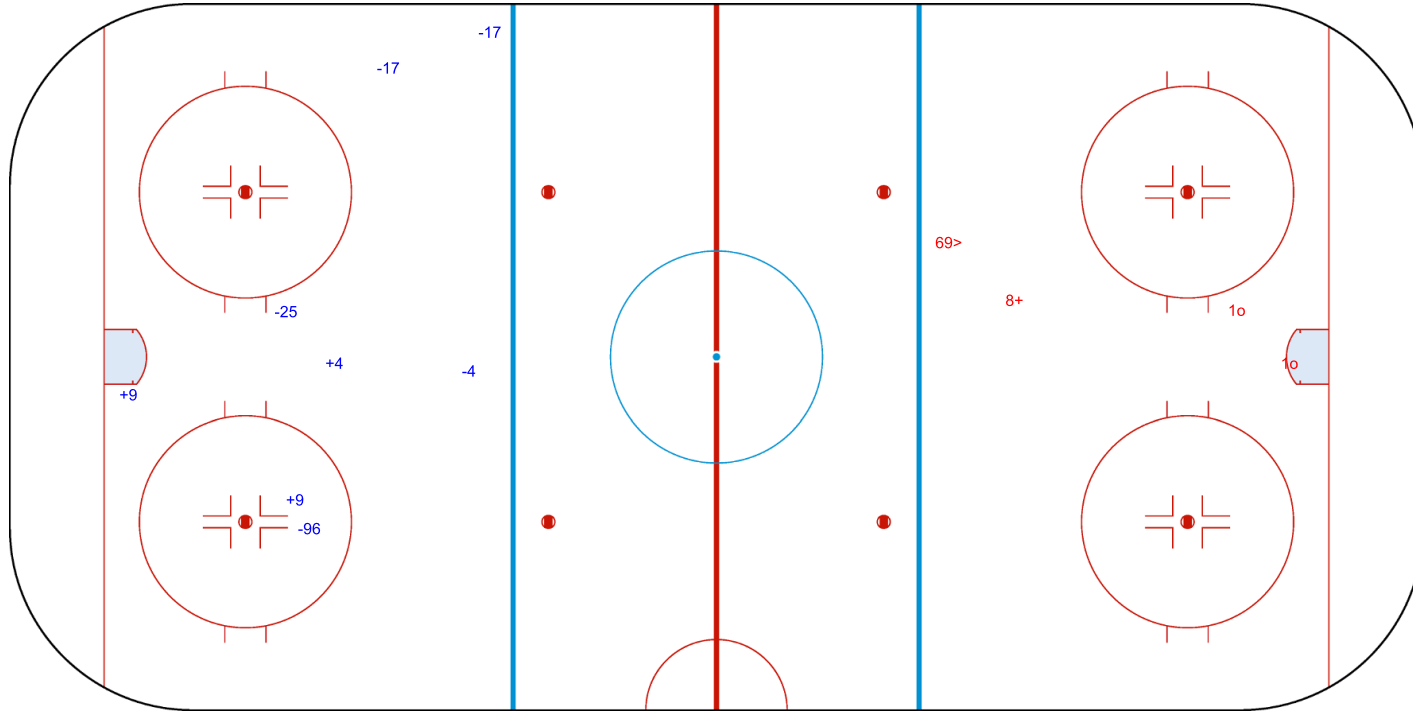
Shots by FIN
Goals (o): 0
SSP (<): 0
SSG (+): 3
SPG (-): 5

THA → Period: 2 ← FIN

Shots by THA
Goals (o): 2
SSP (>): 1
SSG (+): 1
SPG (-): 0



GK 79 of THA



GK 35 of FIN



WED 27 NOV 2024
Start Time 17:30

Mixed
Round Robin, Game 4



Shots by THA

Goals (o): 0 SSG (+): 6
SSP (-): 4 SPG (-): 2



GK 35 of FIN



Period: 3

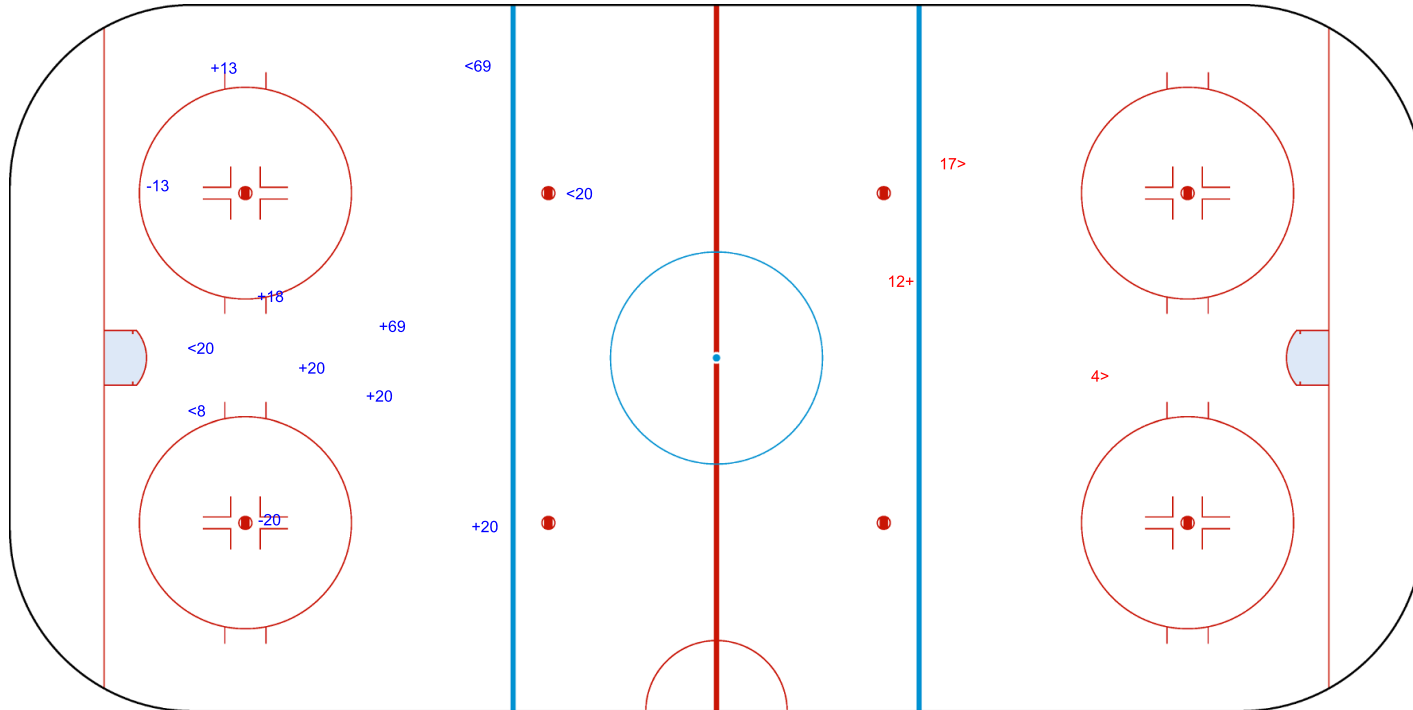


Shots by FIN

Goals (o): 0 SSG (+): 1
SSP (>): 2 SPG (-): 0



GK 79 of THA



Legend:	GK Goalkeeper	SPG Shots past goal	SSG Shots saved by goalkeeper	SSP Shots saved by player
----------------	----------------------	----------------------------	--------------------------------------	----------------------------------



WED 27 NOV 2024
Start Time 17:30

Mixed
Round Robin, Game 4



Face-off Chart
FIN - THA

PERIOD 1

	FIN		THA		FIN		THA		FIN		THA		Total wins all zones
	Def. zone	Att. zone	Neutral zone		Att. zone	Def. zone	Att. zone	Def. zone	Att. zone	Def. zone	Att. zone	Def. zone	
	+ 96	- 20	+ 96	- 20	+ 96	- 13	+ 96	- 13	+ 96	- 13	+ 96	- 20	Total wins all zones
	+ 96	- 20	+ 96	- 20	+ 96	- 13	+ 96	- 13	+ 96	- 20	+ 96	- 20	
	+ 96	- 13	+ 96	- 13	+ 96	- 20	+ 96	- 20	+ 96	- 20	+ 96	- 20	
	- 96	+ 13	+ 96	- 20									
	+ 96	- 20											
	- 16	+ 20											
	- 96	+ 13											
	+ 96	- 20											
	- 96	+ 20											
	- 96	+ 20											
Total wins / period	5 / 50%	5 / 50%	4 / 100%	0 / 0%	4 / 100%	0 / 0%	13 / 72%	5 / 28%					

PERIOD 2

	FIN		THA		FIN		THA		FIN		THA		Total wins all zones
	Def. zone	Att. zone	Neutral zone		Att. zone	Def. zone	Att. zone	Def. zone	Att. zone	Def. zone	Att. zone	Def. zone	
	- 96	+ 1	+ 96	- 20	- 96	+ 20	- 96	+ 20	- 96	+ 13	- 96	+ 20	Total wins all zones
	- 16	+ 20	+ 16	- 20	- 96	+ 13	- 96	+ 20	- 96	+ 20	- 96	+ 20	
	+ 96	- 20	+ 96	- 20	- 96	+ 20	- 96	+ 20	- 96	+ 20	- 96	+ 20	
	+ 16	- 20	- 96	+ 20	- 96	+ 20	- 96	+ 20	- 96	+ 20	- 96	+ 20	
	- 16	+ 20	- 96	+ 20	+ 96	- 20	- 96	+ 20	+ 96	- 20	- 16	+ 20	
	+ 96	- 18			+ 96	- 20	- 96	+ 20	- 16	+ 20	+ 96	- 20	
Total wins / period	3 / 50%	3 / 50%	3 / 60%	2 / 40%	2 / 29%	5 / 71%	8 / 44%	10 / 56%					

PERIOD 3

	FIN		THA		FIN		THA		FIN		THA		Total wins all zones
	Def. zone	Att. zone	Neutral zone		Att. zone	Def. zone	Att. zone	Def. zone	Att. zone	Def. zone	Att. zone	Def. zone	
	+ 96	- 20	- 96	+ 20	- 6	+ 20	- 96	+ 20	+ 96	- 20	- 96	+ 20	Total wins all zones
	+ 16	- 20	- 16	+ 20	+ 6	- 20	- 96	+ 20	+ 96	- 20	- 96	+ 20	
	+ 17	- 20	+ 96	- 20	+ 96	- 20	- 96	+ 20	- 96	+ 20	- 96	+ 20	
	+ 96	- 20	- 96	+ 20	- 96	+ 20	- 96	+ 20	- 96	+ 20	- 96	+ 20	
	+ 96	- 20			- 96	+ 20	- 96	+ 20	- 96	+ 20	- 96	+ 20	
	- 96	+ 20			- 96	+ 20	- 96	+ 20	- 96	+ 20	- 96	+ 20	
	+ 16	- 20			+ 96	- 20	- 96	+ 20	+ 96	- 20	- 96	+ 20	
Total wins / period	6 / 86%	1 / 14%	1 / 25%	3 / 75%	3 / 43%	4 / 57%	10 / 56%	8 / 44%					

TOTAL

	FIN		THA		FIN		THA		FIN		THA		Total wins all zones
	Def. zone	Att. zone	Neutral zone		Att. zone	Def. zone	Att. zone	Def. zone	Att. zone	Def. zone	Att. zone	Def. zone	
Total wins / game	14 / 61%	9 / 39%	8 / 62%	5 / 38%	9 / 50%	9 / 50%	31 / 57%	23 / 43%					



WED 27 NOV 2024
Start Time 17:30

Mixed
Round Robin, Game 4



HEAD TO HEAD

		THA								
No.	1	13	18	20	Tot	wins FIN	Dz	Nz	Az	
FIN	6			1 - 1	2	1 50%			1 50%	
	16			4 - 5	9	4 44%	3 50%	1 50%	0 0%	
	17			1 - 0	1	1 100%	1 100%			
	96	0 - 1	4 - 3	1 - 0	20 - 13	42	25 60%	10 63%	7 64%	8 53%
	Tot	1	7	1	45	54	31 57%	14 61%	8 62%	9 50%
	wins THA	1 100%	3 43%	0 0%	19 42%	23 43%				
	Dz		1 33%		8 53%	9 50%				
Nz		0 0%		5 42%	5 38%					
Az	1 100%	2 67%	0 0%	6 33%	9 39%					

Legend:
Az Attacking zone **Dz** Defending zone **No.** Jersey number **Nz** Neutral zone **Tot.** Total face-offs played



FRI 29 NOV 2024

Start Time 14:00

Mixed

Round Robin, Game 5



Game Roster

AUT - THA

Referee

VANEK Jan (CZE)

Goalkeepers

Team: AUT

No.	Name	Gen	GP	MIP	GA	SVS	SOG	SVS%	GAA
24	POUZAR Werner	M	2	59:35	9	14	23	60.87	6.80
83	LADSTAETTER Michael	M	2	30:25	0	2	2	100.00	0.00

Team Roster

Team: AUT (Red)

No.	Pos.	Name	Gen	GP	G	A	PTS	PIM	+/-
6	D	WLISZCZAK Dennis	M	2	0	0	0	0	+2
7	F	HUCHLER Johannes	M	2	0	2	2	4	+2
11	F	SAUER Michael	M	2	3	2	5	0	0
12	F	ROPP Timo	M	2	4	6	10	0	+6
24	GK	POUZAR Werner	M	2	0	0	0	0	
27	D	SCHILCHER Thomas	M	2	1	3	4	0	+5
34	D	SIESS Kevin-Pascal	M	2	1	2	3	8	+5
83	GK	LADSTAETTER Michael	M	2	0	0	0	2	
95	F	BURTSCHER Fabian	M	2	2	3	5	0	+3
97	D	BILGERI David	M	2	0	2	2	0	+5
98	F	HABELER Kai	M	2	5	2	7	2	+5

Head Coach: VIKSTROM Erik

Linesmen

WIEST Alexander (ITA) , YOUNG Hamish (AUS)

Team: THA

No.	Name	Gen	GP	MIP	GA	SVS	SOG	SVS%	GAA
4	AIAMAMPHAI Monthon	M	2	00:10	0	0	0	0.00	0.00
79	PHANOOT Bunchauy	M	2	89:50	0	8	8	100.00	0.00

Team: THA (White)

No.	Pos.	Name	Gen	GP	G	A	PTS	PIM	+/-
1	D	SUWANNATRAI Katikorn	M	2	2	5	7	0	+14
4	GK	AIAMAMPHAI Monthon	M	2	0	0	0	0	
7	D	SAENGNUAN Theeraphong	M	2	0	0	0	2	+10
8	D	BAOARSA Somsaksri	M	2	1	1	2	0	+12
13	F	YENKUAN Mathee	M	2	6	9	15	0	+17
16	F	KHEMMA Manot	M	2	2	4	6	4	+7
18	F	SRIWANKHAM Somprasong	M	2	3	6	9	0	+9
20	F	SAENNAI Tawatchai	M	2	7	4	11	2	+16
25	F	YISANKUN Narapon	M	2	3	2	5	0	+9
27	F	HAISAKULSUK Thodsaporn	M	2	0	1	1	0	+3
56	F	RINTHONG Pongsakorn	M	2	1	4	5	0	+7
69	F	SAE-LU Arbe	M	2	1	3	4	2	+16
77	F	YAMARUN Parichat	F	2	1	3	4	0	+7
79	GK	PHANOOT Bunchauy	M	2	0	0	0	0	

Head Coach: SUNDSTOL Ole Thomas

Legend:

+/-	Plus/minus net	A	Assists	D	Defence	F	Female / Forward
G	Goals	GA	Goals against	GAA	Goals against as average per 45 minutes	Gen	Gender
GK	Goalkeeper	GP	Games played	M	Male	MIP	Minutes and seconds played
No.	Jersey number	PIM	Penalties in minutes	Pos.	Position	PTS	Points
SOG	Shots on goal	SVS	Saves	SVS%	Saves in percentage		



FRI 29 NOV 2024

Start Time 14:00

Mixed

Round Robin, Game 5



Line-ups

AUT - THA

Referee

VANEK Jan (CZE)

Linesmen

WIEST Alexander (ITA) , YOUNG Hamish (AUS)

Goalkeepers

Team: AUT

No.	Name	Gen
24	POUZAR Werner	M
83	LADSTAETTER Michael	M

Team Line-ups

Team: AUT (Red)

No.	Pos.	Name	Gen
27	D	SCHILCHER Thomas +C	M
34	D	SIESS Kevin-Pascal	M
12	F	ROPP Timo	M
95	F	BURTSCHER Fabian +A	M
98	F	HABELER Kai	M
6	D	WLISZCZAK Dennis	M
97	D	BILGERI David	M
7	F	HUCHLER Johannes +A	M
11	F	SAUER Michael	M

Head Coach: VIKSTROM Erik

Team: THA

No.	Name	Gen
79	PHANOOT Bunchauy	M
4	AIAMAMPHAI Monthon	M

Team: THA (White)

No.	Pos.	Name	Gen
8	D	BAOARSA Somsaksri	M
13	F	YENKUAN Mathee +A	M
16	F	KHEMMA Manot	M
18	F	SRIWANKHAM Somprasong	M
20	F	SAENNAI Tawatchai	M
1	D	SUWANNATRAI Katikorn +C	M
7	D	SAENGNUAN Theeraphong	M
25	F	YISANKUN Narapon	M
56	F	RINTHONG Pongsakorn	M
69	F	SAE-LU Arbe +A	M
27	F	HAISAKULSUK Thodsaporn	M
77	F	YAMARUN Parichat	F

Head Coach: SUNDSTOL Ole Thomas

Legend:

+A	Assistant Captain	+C	Captain	D	Defence	F	Female / Forward
Gen	Gender	M	Male	No.	Jersey number	Pos.	Position



FRI 29 NOV 2024
Start Time 14:00

Mixed
Round Robin, Game 5



Graphical Line-ups


AUT - THA

Referee
VANEK Jan (CZE)

Linesmen
WIEST Alexander (ITA) , YOUNG Hamish (AUS)

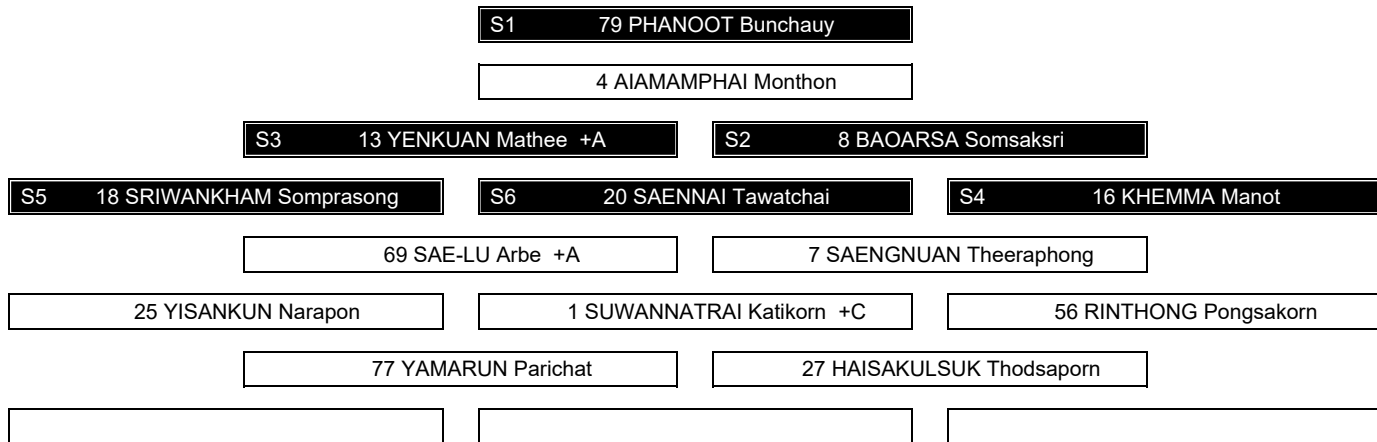
Team: AUT - Austria (Red)

Head Coach: VIKSTROM Erik



Team: THA - Thailand (White)

Head Coach: SUNDSTOL Ole Thomas



Legend:

+A Assistant Captain **+C** Captain **Sn** Starting position



FRI 29 NOV 2024

Start Time 14:00

End Time 15:57

Mixed

Round Robin, Game 5



Game Summary

AUT - THA 0 - 13 (0 - 4 , 0 - 4 , 0 - 5)

Spectators	Referee	Linesmen
41	VANEK Jan (CZE)	WIEST Alexander (ITA) , YOUNG Hamish (AUS)

Team Statistics

Period	Score	SVS	SOG	PIM	TPP	PPG	SHG
1	0 : 4	7 : 0	0 : 11	2 : 4	03:22 : 01:22	0 : 0	0 : 0
2	0 : 4	8 : 0	0 : 12	8 : 2	00:00 : 05:00	0 : 1	0 : 0
3	0 : 5	4 : 3	3 : 9	2 : 8	05:55 : 00:24	0 : 0	0 : 4
Total	0 : 13	19 : 3	3 : 32	12 : 14	09:17 : 06:46	0 : 1	0 : 4

1st Period

Action	Time	ET/Res	Team	Type	No.	Name	(G) Name of Assistant(s) / Action Description
GK	00:00		THA		79	PHANOOT B	- Goalkeeper in
GK	00:00		AUT		24	POUZAR W	- Goalkeeper in
Penalty	00:56	02:56	THA	2 min.	20	SAENNAI T	- Interference
Penalty	02:18	04:18	AUT	2 min.	98	HABELER K	- Interference
Goal	05:37	0 : 1	THA	EQ	69	SAE-LU A	(2) On Ice AUT 24 12 27 34 95 97 THA 79 8 13 16 20 69
Penalty	08:33		AUT	PS	27	SCHILCHER T	- Teeing
Goal	08:33	0 : 2	THA	PS	20	SAENNAI T	(8) On Ice AUT 24 THA 20
Goal	09:17	0 : 3	THA	EQ	69	SAE-LU A	(3) 16 KHEMMA M On Ice AUT 24 11 12 27 34 95 THA 79 1 13 16 20 69
Goal	11:17	0 : 4	THA	EQ	20	SAENNAI T	(9) 69 SAE-LU A On Ice AUT 24 6 7 11 12 95 THA 79 1 13 16 20 69
Penalty	12:46	14:46	THA	2 min.	13	YENKUAN M	- Interference

2nd Period

Action	Time	ET/Res	Team	Type	No.	Name	(G) Name of Assistant(s) / Action Description
Penalty	16:06	18:06	AUT	2 min.	12	ROPP T	- Charging
Penalty	18:19	20:19	AUT	2 min.	98	HABELER K	- Interference
Penalty	20:14	22:14	THA	2 min.	1	SUWANNATRAI K	- Roughing
Penalty	20:14	22:14	AUT	2 min.	95	BURTSCHER F	- Roughing
Penalty	20:48	21:48	AUT	2 min.	98	HABELER K	- Holding an opponent
Goal	21:48	0 : 5	THA	PP1	13	YENKUAN M	(7) 16 KHEMMA M On Ice AUT 24 6 11 12 27 69 SAE-LU A * THA 79 13 16 18 20 69
Goal	26:48	0 : 6	THA	EQ	13	YENKUAN M	(8) 8 BAOARSA S On Ice AUT 24 7 11 34 95 98 THA 79 1 8 13 18 20
Goal	28:14	0 : 7	THA	EQ	13	YENKUAN M	(9) 16 KHEMMA M On Ice AUT 24 6 11 12 27 97 THA 79 8 13 16 20 69
Goal	29:08	0 : 8	THA	EQ	13	YENKUAN M	(10) 16 KHEMMA M On Ice AUT 24 6 12 27 95 98 THA 79 8 13 16 20 69

3rd Period

Action	Time	ET/Res	Team	Type	No.	Name	(G) Name of Assistant(s) / Action Description
Penalty	33:31	35:31	THA	2 min.	8	BAOARSA S	- Interference
Goal	34:56	0 : 9	THA	SH1	20	SAENNAI T	(10) On Ice AUT 24 11 12 27 34 98 THA 79 13 16 20 69
Goal	35:41	0 : 10	THA	EQ	20	SAENNAI T	(11) 18 SRIWANKHAM S On Ice AUT 24 6 7 11 95 98 THA 79 7 13 18 20 69
GK	35:41		AUT		83	LADSTAETTER M	- Goalkeeper in
Penalty	37:43	39:43	THA	2 min.	7	SAENGNUAN T	- Teeing
Penalty	38:05	40:05	THA	2 min.	69	SAE-LU A	- Teeing
Penalty	38:34	40:34	AUT	2 min.	98	HABELER K	- Holding an opponent
Penalty	40:29	42:29	THA	2 min.	8	BAOARSA S	- Interference
Goal	40:56	0 : 11	THA	SH1	20	SAENNAI T	(12) 13 YENKUAN M On Ice AUT 83 6 11 12 27 98 THA 79 13 16 20 69
Goal	41:37	0 : 12	THA	SH1	16	KHEMMA M	(3) 13 YENKUAN M On Ice AUT 83 6 7 11 12 97 THA 79 13 16 20 69



FRI 29 NOV 2024

Start Time 14:00

End Time 15:57

Mixed

Round Robin, Game 5



Action	Time	ET/Res	Team	Type	No.	Name	(G)	Name of Assistant(s)	Action Description
Goal	42:13	0 : 13	THA	SH1	13	YENKUAN M	(11)	16 KHEMMA M	On Ice AUT 83 6 7 12 95 97 THA 79 13 16 20 69
GK	45:00		AUT						83 LADSTAETTER M - Goalkeeper out
GK	45:00		THA						79 PHANOOT B - Goalkeeper out

Goalkeeper Records

Team : AUT - Austria

No.	Name	SOG	SVS	MIP
24	POUZAR Werner	27	17	35:41
83	LADSTAETTER Michael	5	2	09:19

Team : THA - Thailand

No.	Name	SOG	SVS	MIP
79	PHANOOT Bunchauy	3	3	45:00
4	AIAMAMPHAI Monthon			

Game Statistics

Team : AUT (Red)

Head Coach : VIKSTROM Erik

No.	Pos.	Name	Gen	G	A	PTS	PIM	Shots on Goal				+/-
								1	2	3	TS	
12	F	ROPP Timo	M	0	0	0	2	0	0	0	0	-9
27	D	SCHILCHER Thomas +C (BP)	M	0	0	0	0	0	0	1	1	-6
34	D	SIESS Kevin-Pascal	M	0	0	0	0	0	0	0	0	-4
95	F	BURTSCHER Fabian +A	M	0	0	0	2	0	0	1	1	-7
98	F	HABELER Kai	M	0	0	0	8	0	0	0	0	-5
6	D	WLISZCZAK Dennis	M	0	0	0	0	0	0	0	0	-7
7	F	HUCHLER Johannes +A	M	0	0	0	0	0	0	0	0	-5
11	F	SAUER Michael	M	0	0	0	0	0	0	1	1	-8
97	D	BILGERI David	M	0	0	0	0	0	0	0	0	-4
24	GK	POUZAR Werner	M	0	0	0	0	0	0	0	0	
83	GK	LADSTAETTER Michael	M	0	0	0	0	0	0	0	0	
Total				0	0	0	12	0	0	3	3	

Team : THA (White)

Head Coach : SUNDSTOL Ole Thomas

No.	Pos.	Name	Gen	G	A	PTS	PIM	Shots on Goal				+/-
								1	2	3	TS	
8	D	BAOARSA Somsaksri	M	0	1	1	4	0	1	0	1	+4
13	F	YENKUAN Mathee +A	M	5	2	7	2	3	7	1	11	+11
16	F	KHEMMA Manot	M	1	5	6	0	2	0	3	5	+9
18	F	SRIWANKHAM Somprasong (BP)	M	0	1	1	0	0	1	0	1	+2
20	F	SAENNAI Tawatchai	M	5	0	5	2	3	0	5	8	+11
1	D	SUWANNATRAI Katikorn +C	M	0	0	0	2	1	1	0	2	+3
7	D	SAENGNUAN Theeraphong	M	0	0	0	2	0	0	0	0	+1
25	F	YISANKUN Narapon	M	0	0	0	0	0	0	0	0	0
56	F	RINTHONG Pongsakorn	M	0	0	0	0	0	0	0	0	0
69	F	SAE-LU Arbe +A	M	2	2	4	2	2	2	0	4	+10
27	F	HAISAKULSUK Thodsaporn	M	0	0	0	0	0	0	0	0	0
77	F	YAMARUN Parichat	F	0	0	0	0	0	0	0	0	0
4	GK	AIAMAMPHAI Monthon	M	0	0	0	0	0	0	0	0	
79	GK	PHANOOT Bunchauy	M	0	0	0	0	0	0	0	0	
Total				13	11	24	14	11	12	9	32	

Legend:

(G)	Goals in tournament	*	does not count for Plus/minus	+/-	Plus/minus net	+A	Assistant Captain
+C	Captain	A	Assists	D	Defence	EQ	Equal strength
ET/Res	Penalty end time/Result of game	F	Female / Forward	G	Goals	Gen	Gender
GK	Goalkeeper	M	Male	MIP	Minutes in play (GK)	No.	Jersey number
PIM	Penalties in minutes	Pos.	Position	PP1	Power play - 1 player	PPG	Power play goals
PS	Penalty shot	PTS	Points	SH1	Shorthanded - 1 player	SHG	Shorthanded goals
SOG	Shots on goal	SVS	Saves	TPP	Time on power play	TS	Total shots



FRI 29 NOV 2024
Start Time 14:00

Mixed

Round Robin, Game 5



Shot Chart
AUT - THA

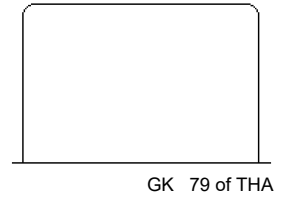
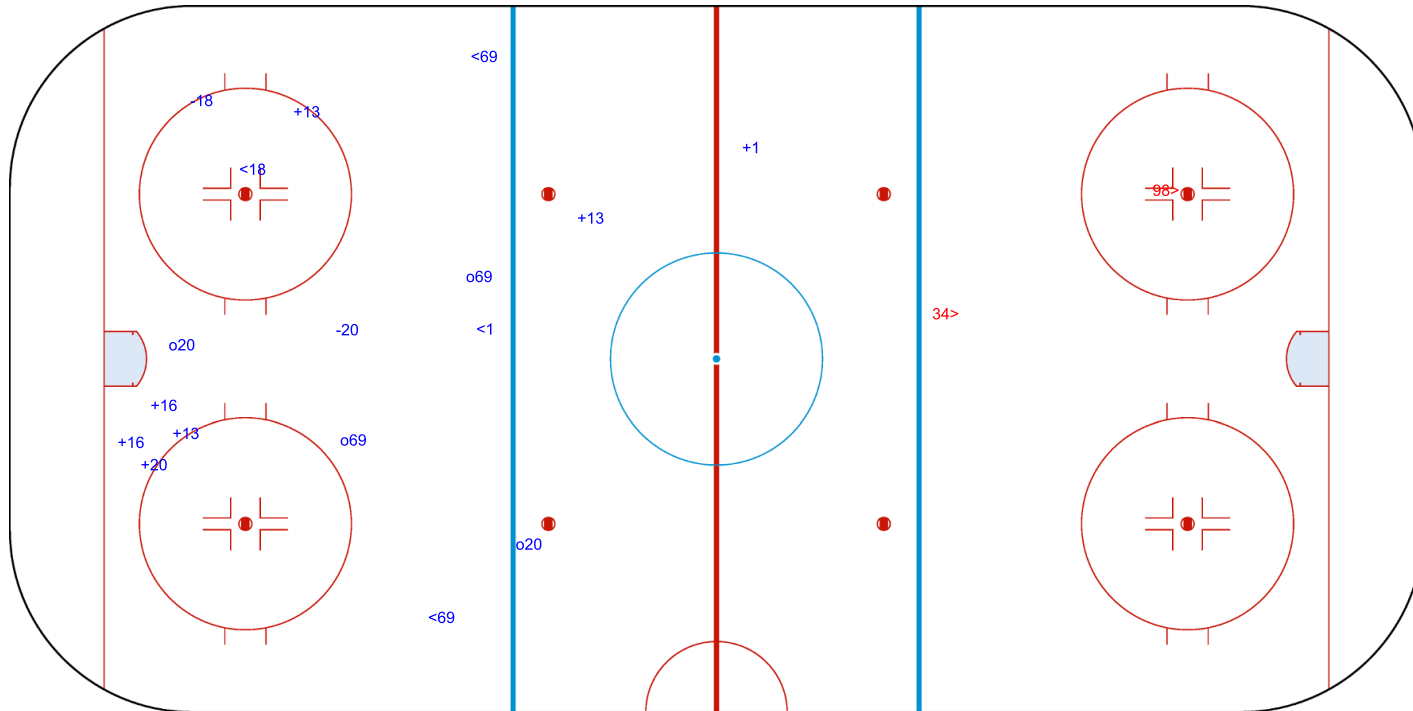
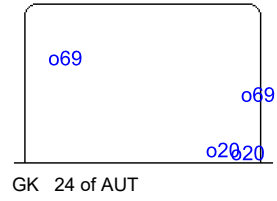


Period: 1



Shots by THA
Goals (o): 4 SSG (+): 7
SSP (<): 4 SPG (-): 2

Shots by AUT
Goals (o): 0 SSG (+): 0
SSP (>): 2 SPG (-): 0





FRI 29 NOV 2024
Start Time 14:00

Mixed
Round Robin, Game 5



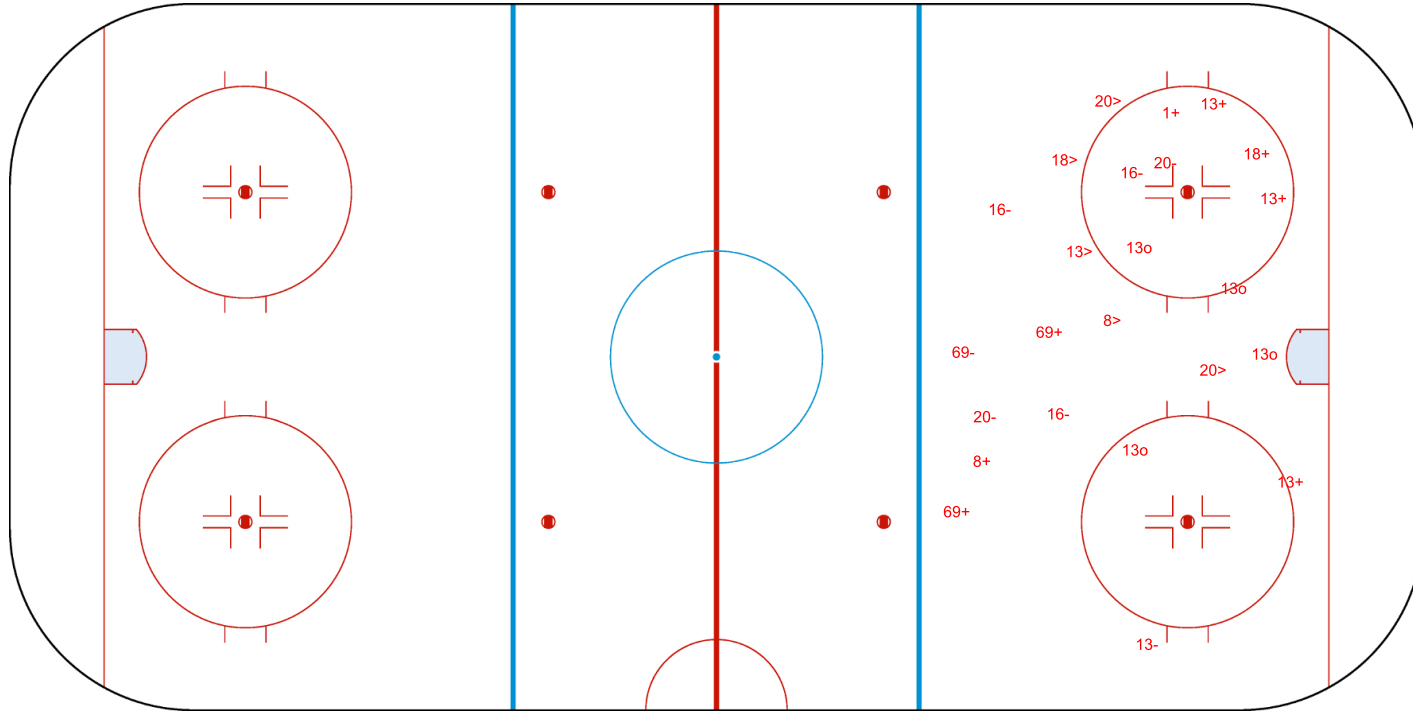
Shots by AUT
Goals (o): 0
SSP (<): 0
SSG (+): 0
SPG (-): 0

THA → Period: 2 ← AUT

Shots by THA
Goals (o): 4
SSP (>): 5
SSG (+): 8
SPG (-): 7



GK 79 of THA



GK 24 of AUT




FRI 29 NOV 2024
Start Time 14:00

Mixed
Round Robin, Game 5




Shots by THA

Goals (o): 5 SSG (+): 4
SSP (<): 4 SPG (-): 1



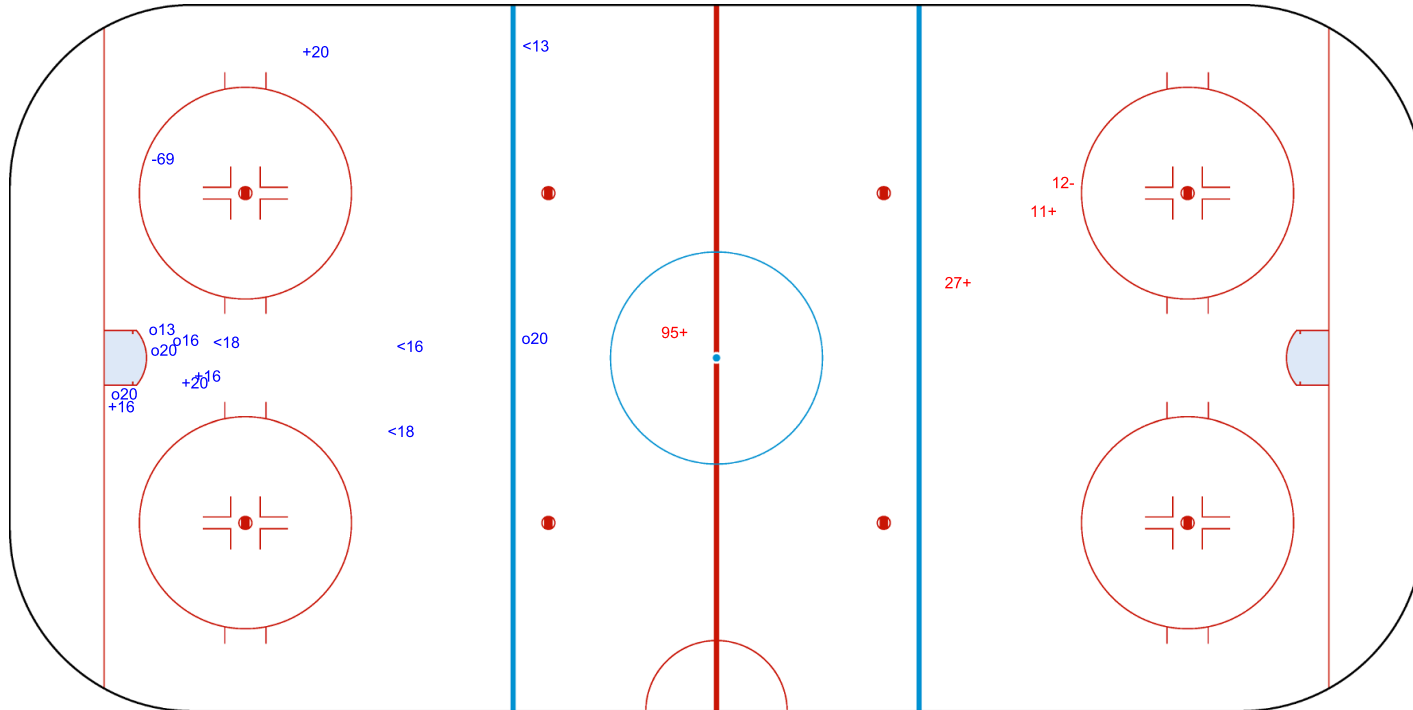
GK 24 of AUT



GK 83 of AUT



Period: 3



Shots by AUT

Goals (o): 0 SSG (+): 3
SSP (>): 0 SPG (-): 1



GK 79 of THA

Legend:	
GK	Goalkeeper
SPG	Shots past goal
SSG	Shots saved by goalkeeper
SSP	Shots saved by player



FRI 29 NOV 2024
Start Time 14:00

Mixed
Round Robin, Game 5



Face-off Chart
AUT - THA

PERIOD 1

AUT	THA	AUT	THA	AUT	THA
Def. zone	Att. zone	Neutral zone		Att. zone	Def. zone
+ 98	- 1	+ 98	- 20	- 98	+ 20
- 12	+ 13	- 12	+ 13	+ 12	- 1
+ 98	- 20	+ 98	- 20	- 12	+ 20
		+ 98	- 20	+ 98	- 8
		- 12	+ 20	+ 98	- 20
		+ 12	- 20		
		+ 98	- 20		

Total wins / period

2 / 67%	1 / 33%	5 / 71%	2 / 29%	3 / 60%	2 / 40%
---------	---------	---------	---------	---------	---------

Total wins
all zones

AUT	THA
10 / 67%	5 / 33%

PERIOD 2

AUT	THA	AUT	THA	AUT	THA
Def. zone	Att. zone	Neutral zone		Att. zone	Def. zone
+ 98	- 20	- 98	+ 20	- 98	+ 20
- 98	+ 20	+ 98	- 13		
+ 12	- 20	- 12	+ 20		
- 12	+ 20	- 12	+ 20		
+ 12	- 20	- 98	+ 20		
+ 98	- 20	- 12	+ 20		
- 98	+ 20	- 98	+ 20		
		- 98	+ 20		
		+ 98	- 1		

Total wins / period

4 / 57%	3 / 43%	2 / 22%	7 / 78%	0 / 0%	1 / 100%
---------	---------	---------	---------	--------	----------

Total wins
all zones

AUT	THA
6 / 35%	11 / 65%

PERIOD 3

AUT	THA	AUT	THA	AUT	THA
Def. zone	Att. zone	Neutral zone		Att. zone	Def. zone
- 98	+ 20	+ 98	- 20	- 98	+ 56
+ 98	- 20	+ 98	- 20	+ 98	- 20
+ 98	- 20	+ 98	- 20	+ 98	- 20
- 12	+ 20	+ 98	- 20	+ 98	- 20
+ 12	- 20	+ 98	- 20	- 98	+ 20
		- 98	+ 20	+ 12	- 20
		+ 12	- 20		
		- 12	+ 20		
		- 12	+ 20		
		+ 98	- 20		
		+ 98	- 77		
		+ 98	- 77		
		- 12	+ 77		

Total wins / period

3 / 60%	2 / 40%	9 / 69%	4 / 31%	4 / 67%	2 / 33%
---------	---------	---------	---------	---------	---------

Total wins
all zones

AUT	THA
16 / 67%	8 / 33%

TOTAL



FRI 29 NOV 2024
Start Time 14:00

Mixed
Round Robin, Game 5



Total wins / game	AUT	THA	AUT	THA	AUT	THA	Total wins all zones	
	Def. zone	Att. zone	Neutral zone		Att. zone	Def. zone	AUT	THA
	9 / 60%	6 / 40%	16 / 55%	13 / 45%	7 / 58%	5 / 42%	32 / 57%	24 / 43%

HEAD TO HEAD

	No.	THA					Tot	wins AUT	Dz	Nz	Az	
		1	8	13	20	56						77
AUT	12	1 - 0		0 - 2	6 - 9		0 - 1	19	7 37%	3 50%	2 20%	2 67%
	98	2 - 0	1 - 0	1 - 0	19 - 11	0 - 1	2 - 0	37	25 68%	6 67%	14 74%	5 56%
	Tot	3	1	3	45	1	3	56	32 57%	9 60%	16 55%	7 58%
	wins THA	0 0%	0 0%	2 67%	20 44%	1 100%	1 33%	24 43%				
	Dz	0 0%	0 0%		4 44%	1 100%		5 42%				
	Nz	0 0%		1 50%	11 48%		1 33%	13 45%				
	Az	0 0%		1 100%	5 38%			6 40%				

Legend:
Az Attacking zone **Dz** Defending zone **No.** Jersey number **Nz** Neutral zone **Tot.** Total face-offs played



FRI 29 NOV 2024

Start Time 17:30

Mixed

Round Robin, Game 6



Game Roster

AUS - FIN

Referee

van GRINSEN Chris (NED)

Linesmen

HERMANSEN OSWOLD Marius (NOR) , UBOLLUCK Aomsin (THA)

Goalkeepers

Team: AUS

No.	Name	Gen	GP	MIP	GA	SVS	SOG	SVS%	GAA
1	PEACOCK Darren	M	2	60:00	24	45	69	65.22	18.00
20	WILLIAMS-MATSUOKAM	2	30:00	16	29	45	64.44	24.00	

Shogo

Team Roster

Team: AUS (Green)

No.	Pos.	Name	Gen	GP	G	A	PTS	PIM	+/-
1	GK	PEACOCK Darren	M	2	0	0	0	0	
3	F	CODAZZI Andrea	M	2	0	0	0	2	-17
4	F	McDONALD Michael	M	2	0	0	0	0	-16
5	F	LAING Tom	M	1	0	0	0	0	-7
6	F	SHAW Stephen	M	2	0	0	0	2	-17
7	D	SIEGLOFF Bill	M	2	0	0	0	0	-23
8	D	MARKOVIC Zeljko	M	2	0	0	0	0	-29
9	F	STITFALL Bryan	M	2	0	0	0	0	-7
10	F	WRIGHT Jason	M	2	0	0	0	0	-6
11	F	PRINCIPE Rosa-Lee	F	2	0	0	0	0	-15
13	F	JAENKE Damon	M	2	0	0	0	0	-12
14	F	FRANCIS Michael	M	2	0	0	0	2	-16
16	D	SICOLO Mark	M	1	0	0	0	0	-2
18	D	JACKSON Marty	M	2	0	0	0	2	-22
20	GK	WILLIAMS-MATSUOKA	M	2	0	0	0	0	

Head Coach: HOLMES Simon

Team: FIN

No.	Name	Gen	GP	MIP	GA	SVS	SOG	SVS%	GAA
35	KARKO Timo	M	2	88:30	3	22	25	88.00	1.53
74	ROSENDAHL Jarno	M	2	00:00	0	0	0	0.00	0.00

Team: FIN (White)

No.	Pos.	Name	Gen	GP	G	A	PTS	PIM	+/-
4	D	PAJULA Nemo	M	2	1	3	4	2	+2
6	F	VESIKANSA Markku	M	2	0	1	1	2	+3
9	F	HANNINEN Aaron	M	2	3	1	4	0	+3
12	D	PAKARINEN Lasse	M	2	0	0	0	2	+4
13	F	HIRVELA Markku	M	2	0	1	1	0	+3
16	F	ALESTALO Aki	M	2	0	1	1	4	+1
17	D	KANGASTIE Harri	M	2	1	0	1	0	+2
25	F	HIMANEN Juhamatti	M	2	3	1	4	2	+3
35	GK	KARKO Timo	M	2	0	0	0	0	
74	GK	ROSENDAHL Jarno	M	2	0	0	0	0	
96	F	NISKANEN Tuomo	M	2	1	3	4	2	+4

Head Coach: HARKALA Jari

Legend:

+/-	Plus/minus net	A	Assists	D	Defence	F	Female / Forward
G	Goals	GA	Goals against	GAA	Goals against as average per 45 minutes	Gen	Gender
GK	Goalkeeper	GP	Games played	M	Male	MIP	Minutes and seconds played
No.	Jersey number	PIM	Penalties in minutes	Pos.	Position	PTS	Points
SOG	Shots on goal	SVS	Saves	SVS%	Saves in percentage		



FRI 29 NOV 2024

Start Time 17:30

Mixed

Round Robin, Game 6



Line-ups

AUS - FIN

Referee

van GRINSEN Chris (NED)

Linesmen

HERMANSEN OSWOLD Marius (NOR) , UBOLLUCK Aomsin (THA)

Goalkeepers

Team: AUS

No.	Name	Gen
1	PEACOCK Darren	M
20	WILLIAMS-MATSUOKA Shogo	M

Team Line-ups

Team: AUS (Green)

No.	Pos.	Name	Gen
7	D	SIEGLOFF Bill	M
8	D	MARKOVIC Zeljko +A	M
18	D	JACKSON Marty +C	M
3	F	CODAZZI Andrea +A	M
6	F	SHAW Stephen	M
4	F	McDONALD Michael	M
10	F	WRIGHT Jason	M
11	F	PRINCIPE Rosa-Lee	F
13	F	JAENKE Damon	M
14	F	FRANCIS Michael	M
5	F	LAING Tom	M
9	F	STITFALL Bryan	M

Head Coach: HOLMES Simon

NOT DRESSED:

16	D	SICOLO Mark	M
----	---	-------------	---

Team: FIN

No.	Name	Gen
35	KARKO Timo	M
74	ROSENDAHL Jarno	M

Team: FIN (White)

No.	Pos.	Name	Gen
4	D	PAJULA Nemo +A	M
17	D	KANGASTIE Harri +C	M
9	F	HANNINEN Aaron	M
13	F	HIRVELA Markku	M
96	F	NISKANEN Tuomo	M
12	D	PAKARINEN Lasse +A	M
6	F	VESIKANSA Markku	M
16	F	ALESTALO Aki	M
25	F	HIMANEN Juhamatti	M

Head Coach: HARKALA Jari

Legend:

+A	Assistant Captain	+C	Captain	D	Defence	F	Female / Forward
Gen	Gender	M	Male	No.	Jersey number	Pos.	Position



FRI 29 NOV 2024

Start Time 17:30

Mixed

Round Robin, Game 6



Graphical Line-ups

AUS - FIN

Referee


van GRINSEN Chris (NED)

Linesmen

HERMANSEN OSWOLD Marius (NOR) , UBOLLUCK Aomsin (THA)

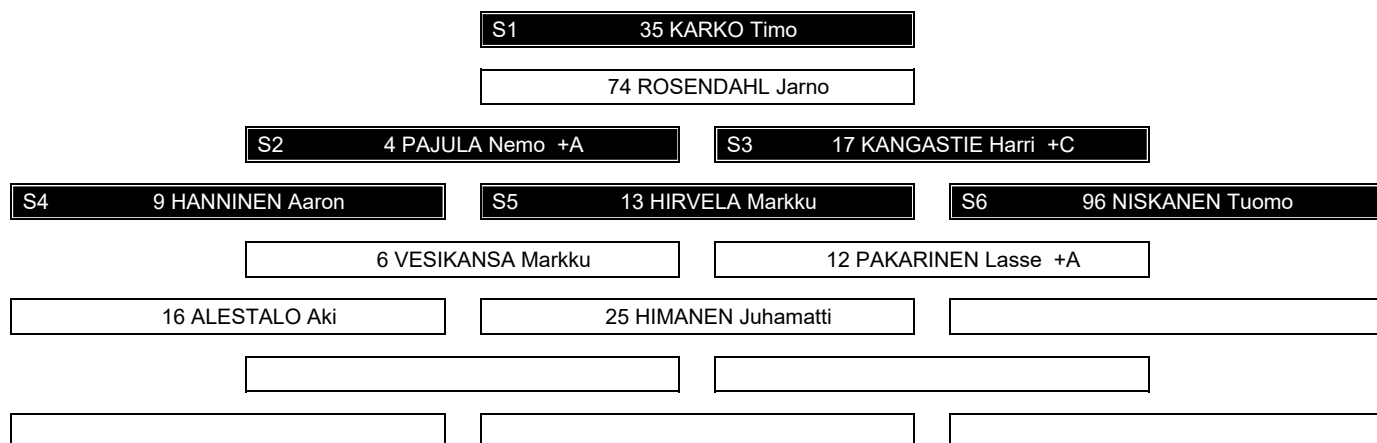
Team: AUS - Australia (Green)

Head Coach: HOLMES Simon



Team: FIN - Finland (White)

Head Coach: HARKALA Jari



Legend:

+A Assistant Captain

+C Captain

Sn Starting position



FRI 29 NOV 2024

Start Time 17:30

End Time 19:17

Mixed

Round Robin, Game 6



Game Summary

AUS - FIN 0 - 23 (0 - 11 , 0 - 6 , 0 - 6)

Spectators	Referee	Linesmen
56	van GRINSEN Chris (NED)	HERMANSEN OSWOLD Marius (NOR) , UBOLLUCK Aomsin (THA)

Team Statistics

Period	Score	SVS	SOG	PIM	TPP	PPG	SHG
1	0 : 11	9 : 0	0 : 20	0 : 2	02:00 : 00:00	0 : 0	0 : 0
2	0 : 6	8 : 0	0 : 14	2 : 0	00:00 : 00:08	0 : 1	0 : 0
3	0 : 6	12 : 0	0 : 18	0 : 2	02:00 : 00:00	0 : 0	0 : 1
Total	0 : 23	29 : 0	0 : 52	2 : 4	04:00 : 00:08	0 : 1	0 : 1

1st Period

Action	Time	ET/Res	Team	Type	No.	Name	(G)	Name of Assistant(s) / Action Description
GK	00:00		FIN		35	KARKO T	-	Goalkeeper in
GK	00:00		AUS		20	WILLIAMS-MATSUOKA S	-	Goalkeeper in
Goal	01:25	0 : 1	FIN	EQ	4	PAJULA N	(2)	9 HANNINEN A On Ice AUS 20 3 6 7 8 18 13 HIRVELA M FIN 35 4 9 13 17 96
Goal	03:07	0 : 2	FIN	EQ	25	HIMANEN J	(4)	13 HIRVELA M On Ice AUS 20 4 6 11 13 14 FIN 35 6 12 13 16 25
Goal	03:23	0 : 3	FIN	EQ	4	PAJULA N	(3)	16 ALESTALO A On Ice AUS 20 3 6 8 13 18 FIN 35 4 9 16 17 96
Goal	03:36	0 : 4	FIN	EQ	96	NISKANEN T	(2)	9 HANNINEN A On Ice AUS 20 3 6 7 8 18 17 KANGASTIE H FIN 35 4 9 16 17 96
Goal	04:04	0 : 5	FIN	EQ	16	ALESTALO A	(1)	On Ice AUS 20 4 7 10 11 14 FIN 35 6 12 13 16 25
Goal	04:44	0 : 6	FIN	EQ	25	HIMANEN J	(5)	96 NISKANEN T On Ice AUS 20 4 7 10 11 14 9 HANNINEN A FIN 35 6 9 12 25 96
Goal	05:32	0 : 7	FIN	EQ	96	NISKANEN T	(3)	13 HIRVELA M On Ice AUS 20 3 7 8 10 18 9 HANNINEN A FIN 35 4 9 13 17 96
Goal	07:44	0 : 8	FIN	EQ	25	HIMANEN J	(6)	16 ALESTALO A On Ice AUS 20 5 6 9 13 14 FIN 35 6 12 13 16 25
Goal	09:16	0 : 9	FIN	EQ	96	NISKANEN T	(4)	9 HANNINEN A On Ice AUS 20 3 6 7 8 18 4 PAJULA N FIN 35 4 9 16 17 96
Penalty	10:05	12:05	FIN	2 min.	16	ALESTALO A	-	Teeing
Goal	12:37	0 : 10	FIN	EQ	16	ALESTALO A	(2)	9 HANNINEN A On Ice AUS 20 4 7 10 11 14 4 PAJULA N FIN 35 4 9 16 17 96
Goal	14:13	0 : 11	FIN	EQ	16	ALESTALO A	(3)	6 VESIKANSA M On Ice AUS 20 3 7 8 10 18 13 HIRVELA M FIN 35 6 12 13 16 25

2nd Period

Action	Time	ET/Res	Team	Type	No.	Name	(G)	Name of Assistant(s) / Action Description
GK	15:00		FIN		74	ROSENDAHL J	-	Goalkeeper in
Goal	16:34	0 : 12	FIN	EQ	96	NISKANEN T	(5)	4 PAJULA N On Ice AUS 20 4 6 7 11 14 FIN 74 4 9 13 17 96
Goal	17:20	0 : 13	FIN	EQ	13	HIRVELA M	(1)	16 ALESTALO A On Ice AUS 20 3 7 8 13 18 6 VESIKANSA M FIN 74 6 12 13 16 25
Goal	20:08	0 : 14	FIN	EQ	6	VESIKANSA M	(1)	25 HIMANEN J On Ice AUS 20 4 5 6 9 13 FIN 74 6 12 13 16 25
Penalty	22:51	22:59	AUS	2 min.	7	SIEGLOFF B	-	Teeing
Goal	22:59	0 : 15	FIN	PP1	6	VESIKANSA M	(2)	25 HIMANEN J On Ice AUS 20 4 10 11 14 9 HANNINEN A FIN 74 6 9 12 13 25 *
Goal	25:28	0 : 16	FIN	EQ	4	PAJULA N	(4)	17 KANGASTIE H On Ice AUS 20 3 6 8 13 18 16 ALESTALO A FIN 74 4 9 13 16 17
Goal	26:19	0 : 17	FIN	EQ	16	ALESTALO A	(4)	4 PAJULA N On Ice AUS 20 4 6 7 11 14 13 HIRVELA M FIN 74 4 9 13 16 17

3rd Period

Action	Time	ET/Res	Team	Type	No.	Name	(G)	Name of Assistant(s) / Action Description
Goal	30:48	0 : 18	FIN	EQ	9	HANNINEN A	(4)	96 NISKANEN T On Ice AUS 20 4 6 7 11 14 13 HIRVELA M FIN 74 4 9 13 17 96



FRI 29 NOV 2024

Start Time 17:30
End Time 19:17

Mixed

Round Robin, Game 6



Action	Time	ET/Res	Team	Type	No.	Name	(G)	Name of Assistant(s) / Action Description
Goal	33:12	0 : 19	FIN	EQ	25	HIMANEN J	(7)	16 ALESTALO A 12 PAKARINEN L On Ice AUS 20 4 7 11 13 14 FIN 74 6 12 13 16 25
Penalty	33:25	35:25	FIN	2 min.	9	HANNINEN A		- Interference
Goal	34:12	0 : 20	FIN	SH1	96	NISKANEN T	(6)	25 HIMANEN J 17 KANGASTIE H On Ice AUS 20 3 6 8 13 18 FIN 74 4 17 25 96
Goal	35:38	0 : 21	FIN	EQ	16	ALESTALO A	(5)	4 PAJULA N 17 KANGASTIE H On Ice AUS 20 5 6 7 9 11 FIN 74 4 9 13 16 17
Goal	36:30	0 : 22	FIN	EQ	96	NISKANEN T	(7)	6 VESIKANSA M On Ice AUS 20 3 6 8 13 18 FIN 74 6 9 12 25 96
Goal	41:33	0 : 23	FIN	EQ	4	PAJULA N	(5)	96 NISKANEN T 17 KANGASTIE H On Ice AUS 20 3 7 8 10 18 FIN 74 4 13 16 17 96
GK	45:00		AUS					20 WILLIAMS-MATSUOKA S - Goalkeeper out
GK	45:00		FIN					74 ROSENDAHL J - Goalkeeper out

Goalkeeper Records

Team : AUS - Australia

Team : FIN - Finland

No.	Name	SOG	SVS	MIP
20	WILLIAMS-MATSUOKA Shogo	52	29	45:00
1	PEACOCK Darren			

No.	Name	SOG	SVS	MIP
74	ROSENDAHL Jarno	0	0	30:00
35	KARKO Timo	0	0	15:00

Game Statistics

Team : AUS (Green)

Head Coach : HOLMES Simon

No.	Pos.	Name	Gen	G	A	PTS	PIM	Shots on Goal				+/-
								1	2	3	TS	
3	F	CODAZZI Andrea +A (BP)	M	0	0	0	0	0	0	0	0	-11
6	F	SHAW Stephen	M	0	0	0	0	0	0	0	0	-14
7	D	SIEGLOFF Bill	M	0	0	0	2	0	0	0	0	-15
8	D	MARKOVIC Zeljko +A	M	0	0	0	0	0	0	0	0	-11
18	D	JACKSON Marty +C	M	0	0	0	0	0	0	0	0	-11
4	F	McDONALD Michael	M	0	0	0	0	0	0	0	0	-9
10	F	WRIGHT Jason	M	0	0	0	0	0	0	0	0	-6
11	F	PRINCIPE Rosa-Lee	F	0	0	0	0	0	0	0	0	-9
13	F	JAENKE Damon	M	0	0	0	0	0	0	0	0	-9
14	F	FRANCIS Michael	M	0	0	0	0	0	0	0	0	-9
5	F	LAING Tom	M	0	0	0	0	0	0	0	0	-3
9	F	STITFALL Bryan	M	0	0	0	0	0	0	0	0	-3
1	GK	PEACOCK Darren	M	0	0	0	0	0	0	0	0	
20	GK	WILLIAMS-MATSUOKA Shogo	M	0	0	0	0	0	0	0	0	
Total				0	0	0	2	0	0	0	0	

Team : FIN (White)

Head Coach : HARKALA Jari

No.	Pos.	Name	Gen	G	A	PTS	PIM	Shots on Goal				+/-
								1	2	3	TS	
4	D	PAJULA Nemo +A	M	4	5	9	0	4	1	3	8	+13
9	F	HANNINEN Aaron	M	1	7	8	2	2	1	1	4	+13
13	F	HIRVELA Markku	M	1	6	7	0	1	1	3	5	+15
17	D	KANGASTIE Harri +C	M	0	5	5	0	0	0	0	0	+13
96	F	NISKANEN Tuomo (BP)	M	6	3	9	0	4	4	2	10	+12
6	F	VESIKANSA Markku	M	2	3	5	0	1	5	4	10	+9
12	D	PAKARINEN Lasse +A	M	0	1	1	0	0	0	0	0	+9
16	F	ALESTALO Aki	M	5	5	10	2	3	2	2	7	+15
25	F	HIMANEN Juhamatti	M	4	3	7	0	5	0	3	8	+10
35	GK	KARKO Timo	M	0	0	0	0	0	0	0	0	
74	GK	ROSENDAHL Jarno	M	0	0	0	0	0	0	0	0	
Total				23	38	61	4	20	14	18	52	



FRI 29 NOV 2024

Start Time 17:30

End Time 19:17

Mixed

Round Robin, Game 6



Legend:							
(G)	Goals in tournament	*	does not count for Plus/minus	+/-	Plus/minus net	+A	Assistant Captain
+C	Captain	A	Assists	D	Defence	EQ	Equal strength
ET/Res	Penalty end time/Result of game	F	Female / Forward	G	Goals	Gen	Gender
GK	Goalkeeper	M	Male	MIP	Minutes in play (GK)	No.	Jersey number
PIM	Penalties in minutes	Pos.	Position	PP1	Power play - 1 player	PPG	Power play goals
PTS	Points	SH1	Shorthanded - 1 player	SHG	Shorthanded goals	SOG	Shots on goal
SVS	Saves	TPP	Time on power play	TS	Total shots		



FRI 29 NOV 2024

Start Time 17:30

Shot Chart AUS - FIN

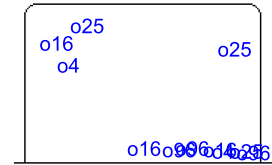


Period: 1

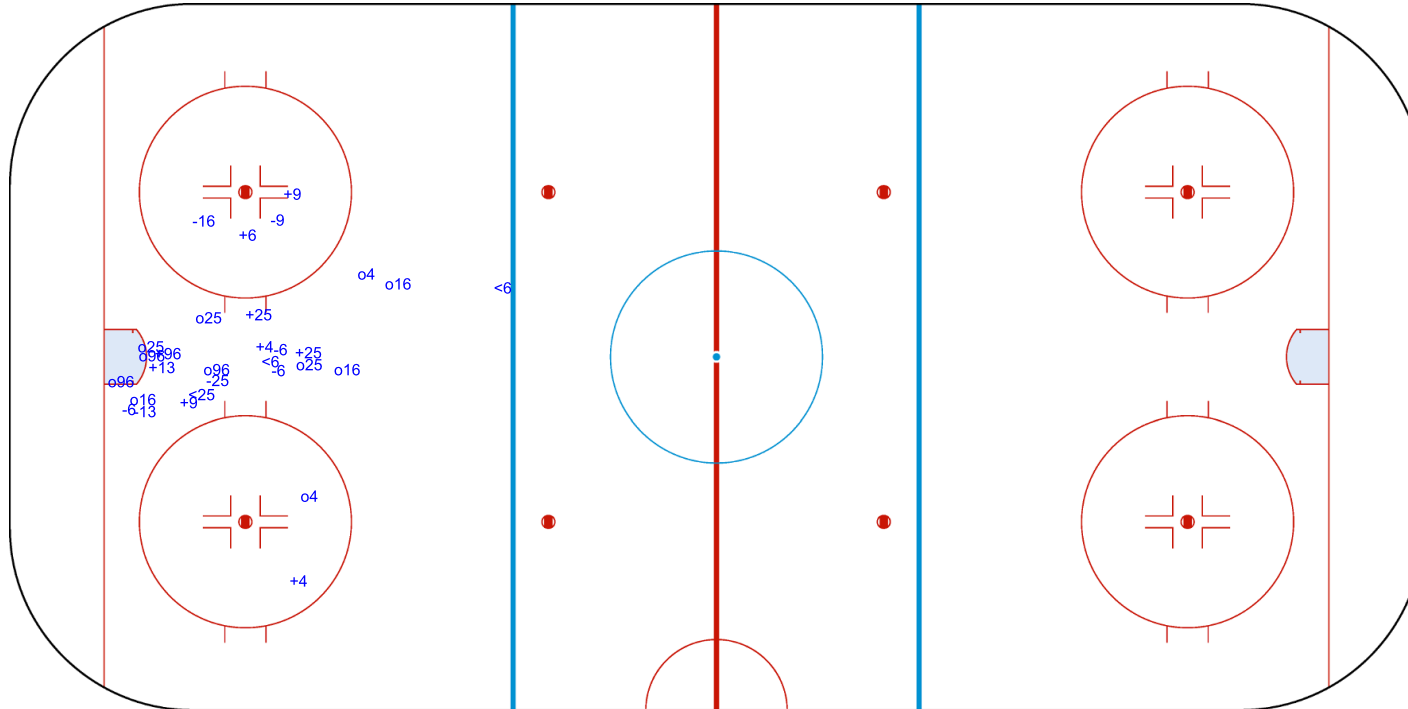


Shots by FIN
Goals (o): 11
SSG (+): 9
SSP (<): 3
SPG (-): 7

Shots by AUS
Goals (o): 0
SSG (+): 0
SSP (>): 0
SPG (-): 0



GK 20 of AUS



GK 35 of FIN



FRI 29 NOV 2024
Start Time 17:30

Mixed

Round Robin, Game 6



Shots by AUS

Goals (o): 0 SSG (+): 0
SSP (<): 0 SPG (-): 0



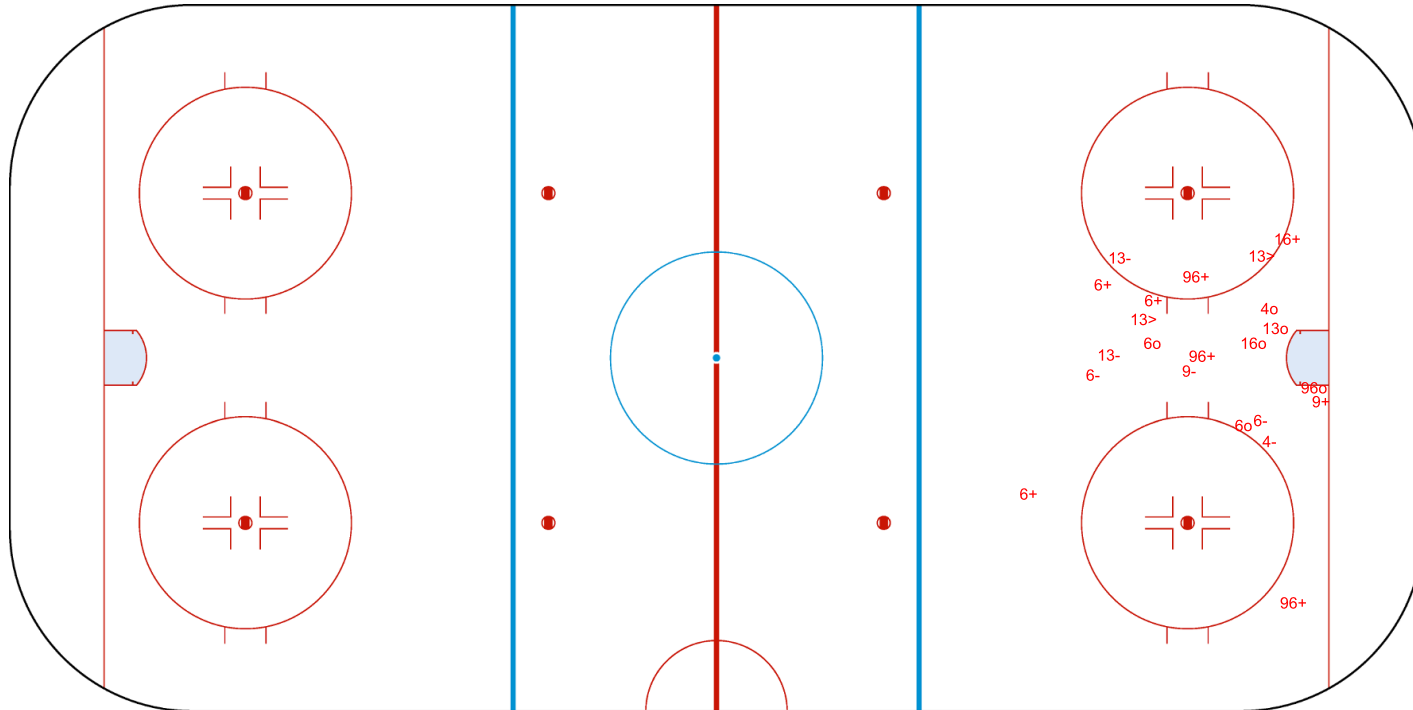
GK 35 of FIN



GK 74 of FIN



Period: 2



Shots by FIN

Goals (o): 6 SSG (+): 8
SSP (>): 2 SPG (-): 6



GK 20 of AUS



FRI 29 NOV 2024
Start Time 17:30

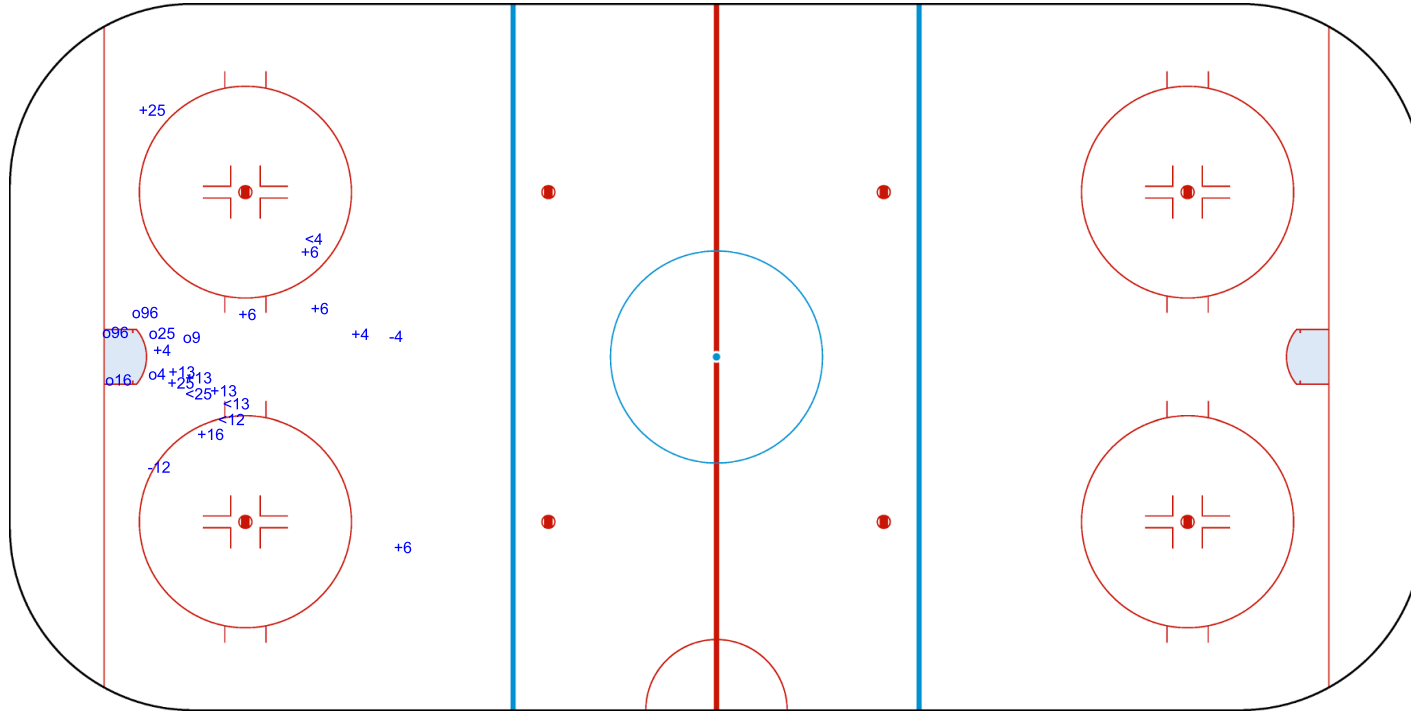

Mixed
Round Robin, Game 6



Shots by FIN
Goals (o): 6
SSP (<): 4
SSG (+): 12
SPG (-): 2

AUS → Period: 3 ← FIN

Shots by AUS
Goals (o): 0
SSP (>): 0
SSG (+): 0
SPG (-): 0



Legend:	
GK	Goalkeeper
SPG	Shots past goal
SSG	Shots saved by goalkeeper
SSP	Shots saved by player



FRI 29 NOV 2024
Start Time 17:30

Mixed
Round Robin, Game 6



Face-off Chart
AUS - FIN

PERIOD 1

AUS	FIN	AUS	FIN	AUS	FIN
Def. zone	Att. zone	Neutral zone		Att. zone	Def. zone
+ 3	- 96	+ 3	- 96	- 3	+ 25
- 3	+ 9	- 14	+ 16		
+ 14	- 9	- 3	+ 16		
- 3	+ 16	- 3	+ 16		
		- 14	+ 16		
		- 14	+ 96		
		- 3	+ 96		
		+ 14	- 16		
		- 3	+ 96		
		- 14	+ 16		
		- 14	+ 9		
		- 3	+ 9		
Total wins / period	2 / 50%	2 / 17%	10 / 83%	0 / 0%	1 / 100%

Total wins
all zones

AUS	FIN
4 / 24%	13 / 76%

PERIOD 2

AUS	FIN	AUS	FIN	AUS	FIN
Def. zone	Att. zone	Neutral zone		Att. zone	Def. zone
- 4	+ 9	- 11	+ 96		
- 3	+ 16	- 3	+ 16		
		- 4	+ 16		
		- 3	+ 96		
		- 4	+ 9		
		- 3	+ 96		
		- 14	+ 16		
		- 3	+ 96		
Total wins / period	0 / 0%	0 / 0%	8 / 100%		

Total wins
all zones

AUS	FIN
0 / 0%	10 / 100%

PERIOD 3

AUS	FIN	AUS	FIN	AUS	FIN
Def. zone	Att. zone	Neutral zone		Att. zone	Def. zone
+ 11	- 16	- 11	+ 96	+ 3	- 96
- 11	+ 9	+ 3	- 16		
- 3	+ 16	+ 3	- 96		
+ 3	- 16	- 11	+ 16		
- 11	+ 16	- 3	+ 96		
- 11	+ 16	- 11	+ 9		
- 3	+ 16	- 11	+ 96		
Total wins / period	2 / 29%	2 / 29%	5 / 71%	1 / 100%	0 / 0%

Total wins
all zones

AUS	FIN
5 / 33%	10 / 67%

TOTAL



FRI 29 NOV 2024
Start Time 17:30

Mixed
Round Robin, Game 6



Total wins / game	AUS		FIN		AUS		FIN		Total wins all zones	
	Def. zone	Att. zone	Neutral zone		Att. zone	Def. zone	AUS	FIN	AUS	FIN
	4 / 31%	9 / 69%	4 / 15%	23 / 85%	1 / 50%	1 / 50%	9 / 21%	33 / 79%		

HEAD TO HEAD

		FIN				Tot	wins AUS	Dz	Nz	Az
No.		9	16	25	96					
AUS	3	0 - 2	2 - 7	0 - 1	4 - 6	22	6 27%	2 29%	3 23%	1 50%
	4	0 - 2	0 - 1			3	0 0%	0 0%	0 0%	
	11	0 - 2	1 - 3		0 - 3	9	1 11%	1 25%	0 0%	
	14	1 - 1	1 - 4		0 - 1	8	2 25%	1 100%	1 14%	
	Tot		8	19	1	14	9 21%	4 31%	4 15%	1 50%
	wins FIN		7 88%	15 79%	1 100%	10 71%	33 79%			
	Dz				1 100%	0 0%	1 50%			
Nz		4 100%	9 82%		10 83%	23 85%				
Az		3 75%	6 75%		0 0%	9 69%				

Legend:
Az Attacking zone **Dz** Defending zone **No.** Jersey number **Nz** Neutral zone **Tot.** Total face-offs played



ICE HOCKEY
WORLD PARA ICE HOCKEY CHAMPIONSHIPS, POOL C
PLAY-OFFS



TOURNAMENT PROGRESS

As of SAT 30 NOV 2024

No PLAYOFF TEMPLATE FOR "Tournament"

Final Ranking

Gold FIN Finland
Silver THA Thailand
Bronze AUT Austria
4 AUS Australia

Game	Round	Date	Time	Teams	Results	1	2	3	OT	PSS	Venue
7	BMG	SAT 30 NOV	14:00 GMT+7	AUT - AUS	9 - 0	2 - 0	3 - 0	4 - 0			Thailand International Ice Hockey Arena
8	GMG	SAT 30 NOV	20:00 GMT+7	THA - FIN	0 - 1	0 - 0	0 - 0	0 - 1			Thailand International Ice Hockey Arena

Legend:

1 1st period	2 2nd period	3 3rd period	BMG Bronze medal game
GMG Gold medal game	PSS Penalty-Shot Shootout	OT Overtime	



SAT 30 NOV 2024

Start Time 14:00

Mixed

Bronze Medal Game - Game 7



Game Roster

AUT - AUS

Referee

VANEK Jan (CZE)

Linesmen

UBOLLUCK Aomsin (THA) , WIEST Alexander (ITA)

Goalkeepers

Team: AUT

No.	Name	Gen	GP	MIP	GA	SVS	SOG	SVS%	GAA
24	POUZAR Werner	M	3	95:16	19	31	50	62.00	8.97
83	LADSTAETTER Michael	M	3	39:44	3	4	7	57.14	3.40

Team Roster

Team: AUT (Red)

No.	Pos.	Name	Gen	GP	G	A	PTS	PIM	+/-
6	D	WLISZCZAK Dennis	M	3	0	0	0	0	-5
7	F	HUCHLER Johannes	M	3	0	2	2	4	-3
11	F	SAUER Michael	M	3	3	2	5	0	-8
12	F	ROPP Timo	M	3	4	6	10	2	-3
24	GK	POUZAR Werner	M	3	0	0	0	0	
27	D	SCHILCHER Thomas	M	3	1	3	4	0	-1
34	D	SIESS Kevin-Pascal	M	3	1	2	3	8	+1
83	GK	LADSTAETTER Michael	M	3	0	0	0	2	
95	F	BURTSCHER Fabian	M	3	2	3	5	2	-4
97	D	BILGERI David	M	3	0	2	2	0	+1
98	F	HABELER Kai	M	3	5	2	7	10	0

Head Coach: VIKSTROM Erik

Team: AUS

No.	Name	Gen	GP	MIP	GA	SVS	SOG	SVS%	GAA
1	PEACOCK Darren	M	3	60:00	24	45	69	65.22	18.00
20	WILLIAMS-MATSUOKAM Shogo	M	3	75:00	39	58	97	59.79	23.40

Team: AUS (White)

No.	Pos.	Name	Gen	GP	G	A	PTS	PIM	+/-
1	GK	PEACOCK Darren	M	3	0	0	0	0	0
3	F	CODAZZI Andrea	M	3	0	0	0	2	-28
4	F	McDONALD Michael	M	3	0	0	0	0	-25
5	F	LAING Tom	M	2	0	0	0	0	-10
6	F	SHAW Stephen	M	3	0	0	0	2	-31
7	D	SIEGLOFF Bill	M	3	0	0	0	2	-38
8	D	MARKOVIC Zeljko	M	3	0	0	0	0	-40
9	F	STITFALL Bryan	M	3	0	0	0	0	-10
10	F	WRIGHT Jason	M	3	0	0	0	0	-12
11	F	PRINCIPE Rosa-Lee	F	3	0	0	0	0	-24
13	F	JAENKE Damon	M	3	0	0	0	0	-21
14	F	FRANCIS Michael	M	3	0	0	0	2	-25
16	D	SICOLO Mark	M	1	0	0	0	0	-2
18	D	JACKSON Marty	M	3	0	0	0	2	-33
20	GK	WILLIAMS-MATSUOKA Shogo	M	3	0	0	0	0	0

Head Coach: HOLMES Simon

Legend:

+/-	Plus/minus net	A	Assists	D	Defence	F	Female / Forward
G	Goals	GA	Goals against	GAA	Goals against as average per 45 minutes	Gen	Gender
GK	Goalkeeper	GP	Games played	M	Male	MIP	Minutes and seconds played
No.	Jersey number	PIM	Penalties in minutes	Pos.	Position	PTS	Points
SOG	Shots on goal	SVS	Saves	SVS%	Saves in percentage		



SAT 30 NOV 2024

Start Time 14:00

Mixed

Bronze Medal Game - Game 7



Line-ups

AUT - AUS

Referee

VANEK Jan (CZE)

Linesmen

UBOLLUCK Aomsin (THA) , WIEST Alexander (ITA)

Goalkeepers

Team: AUT

No.	Name	Gen
83	LADSTAETTER Michael	M
24	POUZAR Werner	M

Team Line-ups

Team: AUT (Red)

No.	Pos.	Name	Gen
6	D	WLISZCZAK Dennis	M
7	F	HUCHLER Johannes +A	M
12	F	ROPP Timo	M
95	F	BURTSCHER Fabian +A	M
98	F	HABELER Kai	M
27	D	SCHILCHER Thomas +C	M
34	D	SIESS Kevin-Pascal	M
97	D	BILGERI David	M
11	F	SAUER Michael	M

Head Coach: VIKSTROM Erik

Team: AUS

No.	Name	Gen
1	PEACOCK Darren	M
20	WILLIAMS-MATSUOKA Shogo	M

Team: AUS (White)

No.	Pos.	Name	Gen
7	D	SIEGLOFF Bill	M
8	D	MARKOVIC Zeljko +A	M
18	D	JACKSON Marty +C	M
3	F	CODAZZI Andrea +A	M
6	F	SHAW Stephen	M
4	F	McDONALD Michael	M
10	F	WRIGHT Jason	M
11	F	PRINCIPE Rosa-Lee	F
13	F	JAENKE Damon	M
14	F	FRANCIS Michael	M
5	F	LAING Tom	M
9	F	STITFALL Bryan	M

Head Coach: HOLMES Simon

NOT DRESSED:

16	D	SICOLO Mark	M
----	---	-------------	---

Legend:

+A	Assistant Captain	+C	Captain	D	Defence	F	Female / Forward
Gen	Gender	M	Male	No.	Jersey number	Pos.	Position



SAT 30 NOV 2024
Start Time 14:00

Mixed
Bronze Medal Game - Game 7



Graphical Line-ups


AUT - AUS

Referee
VANEK Jan (CZE)

Linesmen
UBOLLUCK Aomsin (THA) , WIEST Alexander (ITA)

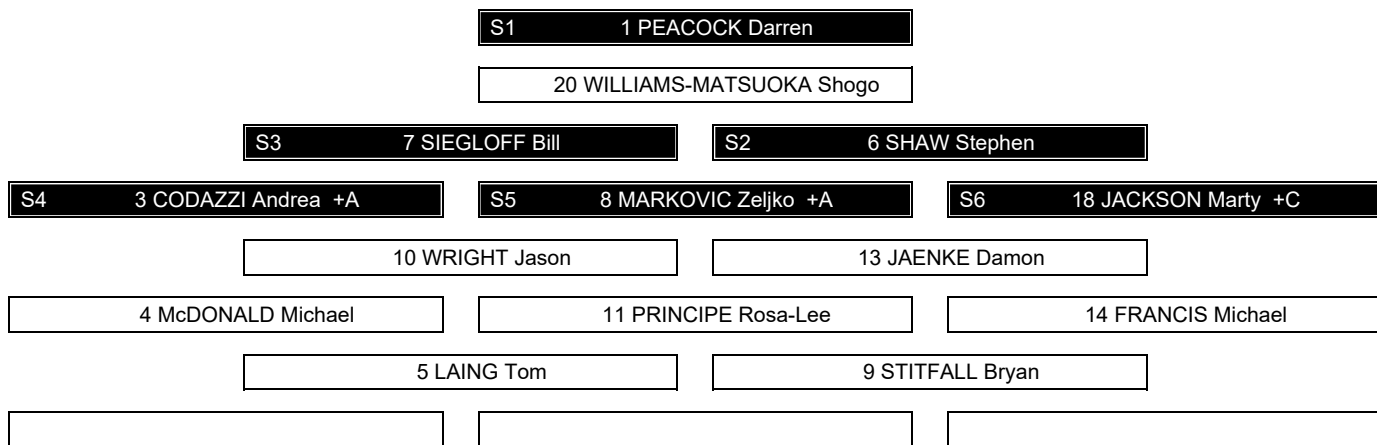
Team: AUT - Austria (Red)

Head Coach: VIKSTROM Erik



Team: AUS - Australia (White)

Head Coach: HOLMES Simon



Legend:	+A Assistant Captain	+C Captain	Sn Starting position
----------------	-----------------------------	-------------------	-----------------------------



SAT 30 NOV 2024

Start Time 14:00
End Time 15:50Mixed
Bronze Medal Game - Game 7

Game Summary

AUT - AUS 9 - 0 (2 - 0 , 3 - 0 , 4 - 0)

Spectators	Referee	Linesmen
62	VANEK Jan (CZE)	UBOLLUCK Aomsin (THA) , WIEST Alexander (ITA)

Team Statistics

Period	Score	SVS	SOG	PIM	TPP	PPG	SHG
1	2 : 0	0 : 8	10 : 0	2 : 4	02:00 : 02:00	2 : 0	0 : 0
2	3 : 0	0 : 4	7 : 0	2 : 0	00:00 : 02:00	0 : 0	0 : 0
3	4 : 0	1 : 12	16 : 1	0 : 2	01:01 : 00:00	1 : 0	0 : 0
Total	9 : 0	1 : 24	33 : 1	4 : 6	03:01 : 04:00	3 : 0	0 : 0

1st Period

Action	Time	ET/Res	Team	Type	No.	Name	(G) Name of Assistant(s) / Action Description
GK	00:00		AUS		1	PEACOCK D	- Goalkeeper in
GK	00:00		AUT		83	LADSTAETTER M	- Goalkeeper in
Penalty	01:56	02:46	AUS	2 min.	3	CODAZZI A	- Teeing
Goal	02:46	1 : 0	AUT	PP1	98	HABELER K	(6) 12 ROPP T On Ice AUT 83 6 12 27 95 98 * AUS 1 4 6 13 14
Time-out	04:44		AUT				
Penalty	08:03	09:13	AUS	2 min.	18	JACKSON M	- Interference
Goal	09:13	2 : 0	AUT	PP1	12	ROPP T	(5) 95 BURTSCHER F On Ice AUT 83 6 12 27 95 98 * AUS 1 3 11 13 14
Penalty	12:01	14:01	AUT	2 min.	7	HUCHLER J	- Interference

2nd Period

Action	Time	ET/Res	Team	Type	No.	Name	(G) Name of Assistant(s) / Action Description
Goal	15:50	3 : 0	AUT	EQ	97	BILGERI D	(1) 11 SAUER M On Ice AUT 83 6 7 11 34 97 7 HUCHLER J AUS 1 3 6 7 8 18
Goal	25:32	4 : 0	AUT	EQ	98	HABELER K	(7) 12 ROPP T On Ice AUT 83 7 12 27 95 98 AUS 1 3 6 7 13 18
Penalty	25:50	27:50	AUT	2 min.	11	SAUER M	- Interference
Goal	28:28	5 : 0	AUT	EQ	95	BURTSCHER F	(3) 98 HABELER K On Ice AUT 83 6 11 27 95 98 AUS 1 3 6 8 13 18

3rd Period

Action	Time	ET/Res	Team	Type	No.	Name	(G) Name of Assistant(s) / Action Description
Goal	33:34	6 : 0	AUT	EQ	98	HABELER K	(8) 95 BURTSCHER F On Ice AUT 83 6 12 27 95 98 AUS 1 4 6 7 11 14
Goal	34:42	7 : 0	AUT	EQ	11	SAUER M	(4) 34 SIESS KP On Ice AUT 83 7 11 27 34 97 AUS 1 3 6 8 10 18
Goal	38:23	8 : 0	AUT	EQ	98	HABELER K	(9) 95 BURTSCHER F On Ice AUT 83 6 7 12 95 98 AUS 1 4 7 11 13 14
Penalty	43:23	44:24	AUS	2 min.	7	SIEGLOFF B	- Teeing
Goal	44:24	9 : 0	AUT	PP1	95	BURTSCHER F	(4) 98 HABELER K On Ice AUT 83 6 7 12 95 98 * 12 ROPP T AUS 1 6 8 13 18
GK	45:00		AUT				83 LADSTAETTER M - Goalkeeper out
GK	45:00		AUS				1 PEACOCK D - Goalkeeper out

Goalkeeper Records

Team : AUT - Austria

No.	Name	SOG	SVS	MIP
83	LADSTAETTER Michael	1	1	45:00
24	POUZAR Werner			

Team : AUS - Australia

No.	Name	SOG	SVS	MIP
1	PEACOCK Darren	33	24	45:00
20	WILLIAMS-MATSUOKA Shogo			

Game Statistics

Team : AUT (Red)



SAT 30 NOV 2024

Start Time 14:00

End Time 15:50

Mixed

Bronze Medal Game - Game 7



Head Coach : VIKSTROM Erik

No.	Pos.	Name	Gen	G	A	PTS	PIM	Shots on Goal				+/-
								1	2	3	TS	
6	D	WLISZCZAK Dennis	M	0	0	0	0	1	1	0	1	+4
7	F	HUCHLER Johannes +A	M	0	1	1	2	0	0	0	0	+4
12	F	ROPP Timo	M	1	3	4	0	5	1	3	9	+3
95	F	BURTSCHER Fabian +A	M	2	3	5	0	2	1	3	6	+4
98	F	HABELER Kai (BP)	M	4	2	6	0	2	1	5	8	+4
11	F	SAUER Michael	M	1	1	2	2	1	2	2	5	+3
27	D	SCHILCHER Thomas +C	M	0	0	0	0	0	0	2	2	+4
34	D	SIESS Kevin-Pascal	M	0	1	1	0	0	0	1	1	+2
97	D	BILGERI David	M	1	0	1	0	0	1	0	1	+2
24	GK	POUZAR Werner	M	0	0	0	0	0	0	0	0	
83	GK	LADSTAETTER Michael	M	0	0	0	0	0	0	0	0	
Total				9	11	20	4	10	7	16	33	

Team : AUS (White)

Head Coach : HOLMES Simon

No.	Pos.	Name	Gen	G	A	PTS	PIM	Shots on Goal				+/-
								1	2	3	TS	
3	F	CODAZZI Andrea +A	M	0	0	0	2	0	0	0	0	-4
6	F	SHAW Stephen	M	0	0	0	0	0	0	0	0	-5
7	D	SIEGLOFF Bill	M	0	0	0	2	0	0	0	0	-4
8	D	MARKOVIC Zeljko +A	M	0	0	0	0	0	0	0	0	-3
18	D	JACKSON Marty +C	M	0	0	0	2	0	0	0	0	-4
4	F	McDONALD Michael	M	0	0	0	0	0	0	0	0	-2
10	F	WRIGHT Jason	M	0	0	0	0	0	0	0	0	-1
11	F	PRINCIPE Rosa-Lee	F	0	0	0	0	0	0	0	0	-2
13	F	JAENKE Damon	M	0	0	0	0	0	0	0	0	-3
14	F	FRANCIS Michael	M	0	0	0	0	0	0	0	0	-2
5	F	LAING Tom	M	0	0	0	0	0	0	0	0	0
9	F	STITFALL Bryan	M	0	0	0	0	0	0	1	1	0
1	GK	PEACOCK Darren (BP)	M	0	0	0	0	0	0	0	0	
20	GK	WILLIAMS-MATSUOKA Shogo	M	0	0	0	0	0	0	0	0	
Total				0	0	0	6	0	0	1	1	

Legend:

(G) Goals in tournament	* does not count for Plus/minus	+/- Plus/minus net	+A Assistant Captain
+C Captain	A Assists	D Defence	EQ Equal strength
ET/Res Penalty end time/Result of game	F Female / Forward	G Goals	Gen Gender
GK Goalkeeper	M Male	MIP Minutes in play (GK)	No. Jersey number
PIM Penalties in minutes	Pos. Position	PP1 Power play - 1 player	PPG Power play goals
PTS Points	SHG Shorthanded goals	SOG Shots on goal	SVS Saves
TPP Time on power play	TS Total shots		



SAT 30 NOV 2024
Start Time 14:00

Mixed

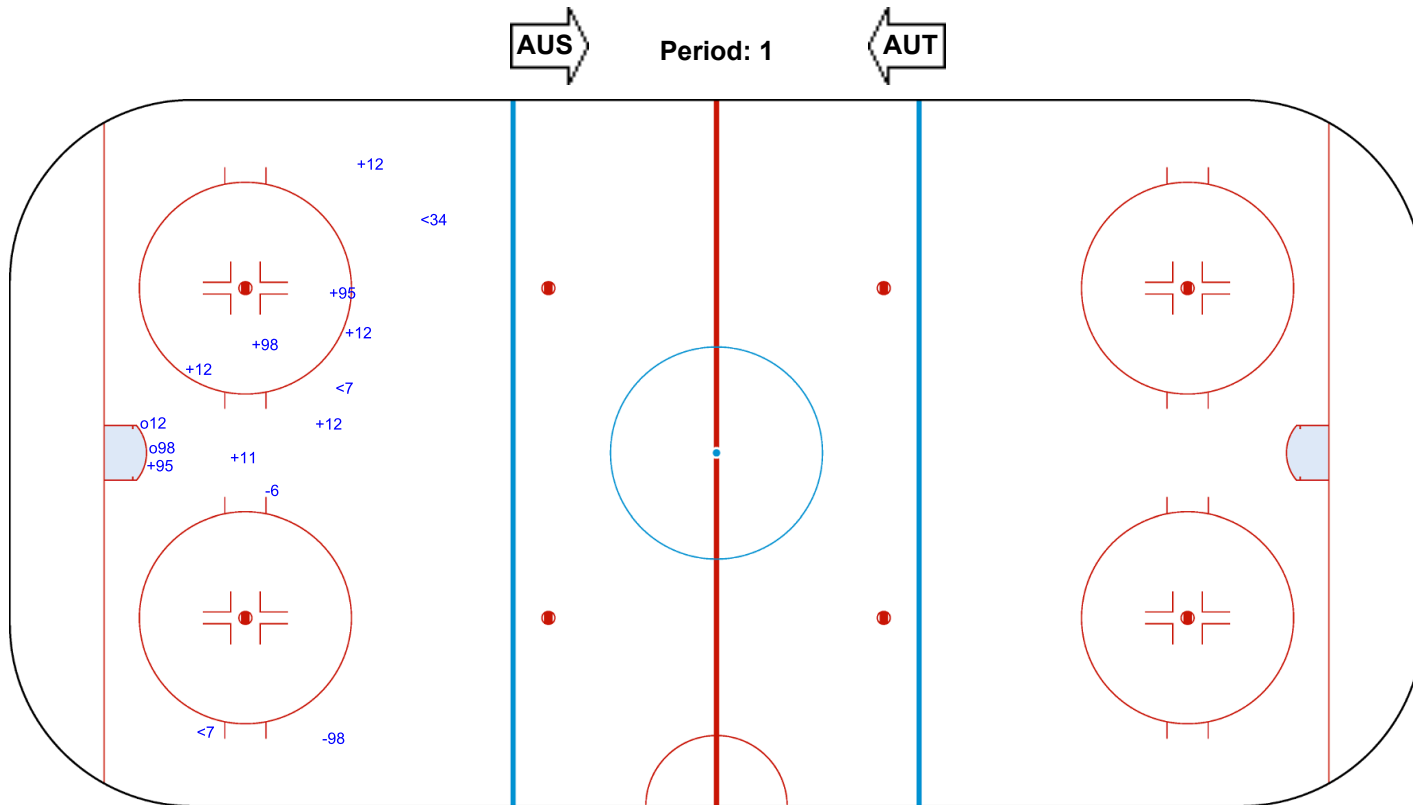
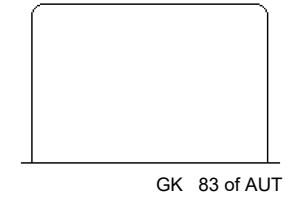

Bronze Medal Game - Game 7



Shot Chart AUT - AUS

Shots by AUT
Goals (o): 2 SSG (+): 8
SSP (<): 3 SPG (-): 2

Shots by AUS
Goals (o): 0 SSG (+): 0
SSP (>): 0 SPG (-): 0





SAT 30 NOV 2024
Start Time 14:00

Mixed

Bronze Medal Game - Game 7



Shots by AUS

Goals (o): 0 SSG (+): 0

SSP (<): 1 SPG (-): 0



GK 83 of AUS




Period: 2



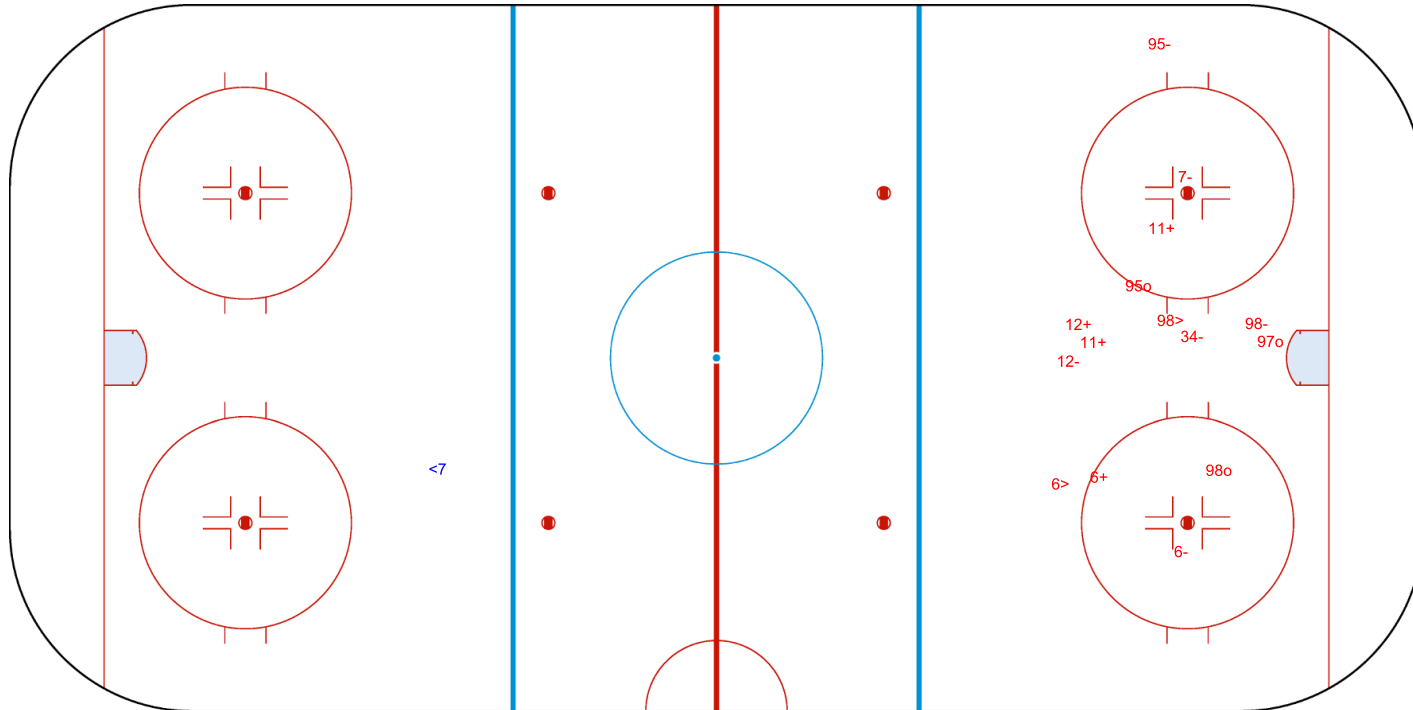
Shots by AUT

Goals (o): 3 SSG (+): 4

SSP (>): 2 SPG (-): 6



GK 1 of AUS





SAT 30 NOV 2024
Start Time 14:00

Mixed
Bronze Medal Game - Game 7



Total wins / game	AUT	AUS	AUT	AUS	AUT	AUS	Total wins all zones	
	Def. zone	Att. zone	Neutral zone		Att. zone	Def. zone	AUT	AUS
	3 / 50%	3 / 50%	11 / 73%	4 / 27%	20 / 67%	10 / 33%	34 / 67%	17 / 33%

HEAD TO HEAD

		AUS				Tot	wins AUT	Dz	Nz	Az
No.		3	11	14	18					
AUT	12		0 - 1	1 - 0		2	1 50%			1 50%
	34	11 - 9	4 - 2			26	15 58%	2 40%	6 67%	7 58%
	98	6 - 3	9 - 0	2 - 2	1 - 0	23	18 78%	1 100%	5 83%	12 75%
	Tot	29	16	5	1	51	34 67%	3 50%	11 73%	20 67%
	wins AUS	12 41%	3 19%	2 40%	0 0%	17 33%				
	Dz	6 38%	2 25%	2 40%	0 0%	10 33%				
	Nz	4 40%	0 0%			4 27%				
Az	2 67%	1 33%			3 50%					

Legend:
Az Attacking zone **Dz** Defending zone **No.** Jersey number **Nz** Neutral zone **Tot.** Total face-offs played



SAT 30 NOV 2024
START TIME 20:00



GAME ROSTER

THA - FIN

Referees

MYERS Patrick (CAN)

Goalkeepers

Team: THA

No.	Name	GP	MIP	GA	SVS	SOG	SVS%	GAA
4	AIAMAMPHAI Monthon	3	00:10	0	0	0	0.00	0.00
79	PHANOOT Bunchauy	3	134:50	0	11	11	100.00	0.00

Team Roster

Team: THA (Red)

No.	Pos.	Name	GP	G	A	PTS	PIM	+/-
1	D	SUWANNATRAI Katikorn	3	2	5	7	2	+17
4	GK	AIAMAMPHAI Monthon	3	0	0	0	0	
7	D	SAENGNUAN Theeraphong	3	0	0	0	4	+11
8	D	BAOARSA Somsaksri	3	1	2	3	4	+16
13	F	YENKUAN Mathee	3	11	11	22	2	+28
16	F	KHEMMA Manot	3	3	9	12	4	+16
18	F	SRIWANKHAM Somprasong	3	3	7	10	0	+11
20	F	SAENNAI Tawatchai	3	12	4	16	4	+27
25	F	YISANKUN Narapon	3	3	2	5	0	+9
27	F	HAISAKULSUK Thodsaporn	3	0	1	1	0	+3
56	F	RINTHONG Pongsakorn	3	1	4	5	0	+7
69	F	SAE-LU Arbe	3	3	5	8	4	+26
77	F	YAMARUN Parichat	3	1	3	4	0	+7
79	GK	PHANOOT Bunchauy	3	0	0	0	0	

Head Coach: SUNDSTOL Ole Thomas

Linesmen

BLAZEK Pavel (CZE) , HERMANSEN OSWOLD Marius (NOR)

Team: FIN

No.	Name	GP	MIP	GA	SVS	SOG	SVS%	GAA
35	KARKO Timo	3	103:30	3	22	25	88.00	1.74
74	ROSENDAHL Jarno	3	30:00	0	0	0	0.00	0.00

Team: FIN (White)

No.	Pos.	Name	GP	G	A	PTS	PIM	+/-
4	D	PAJULA Nemo	3	5	8	13	2	+15
6	F	VESIKANSA Markku	3	2	4	6	2	+12
9	F	HANNINEN Aaron	3	4	8	12	2	+16
12	D	PAKARINEN Lasse	3	0	1	1	2	+13
13	F	HIRVELA Markku	3	1	7	8	0	+18
16	F	ALESTALO Aki	3	5	6	11	6	+16
17	D	KANGASTIE Harri	3	1	5	6	0	+15
25	F	HIMANEN Juhamatti	3	7	4	11	2	+13
35	GK	KARKO Timo	3	0	0	0	0	
74	GK	ROSENDAHL Jarno	3	0	0	0	0	
96	F	NISKANEN Tuomo	3	7	6	13	2	+16

Head Coach: HARKALA Jari

Legend:

+/-	Plus/minus net	A	Assists	D	Defence	F	Forward
G	Goals	GA	Goals against	GAA	Goals against as average per 60 minutes	GK	Goalkeeper
GP	Games played	MIP	Minutes and seconds played	No.	Jersey number	PIM	Penalties in minutes
Pos.	Position	PTS	Points	SOG	Shots on goal	SVS	Saves
SVS%	Saves in percentage						



SAT 30 NOV 2024
START TIME 20:00



LINE-UPS

THA - FIN

Referees

MYERS Patrick (CAN)

BLAZEK Pavel (CZE) , HERMANSEN OSWOLD Marius (NOR)

Goalkeepers

Team: THA

No. Name

79 PHANOOT Bunchauy
4 AIAMAMPHAI Monthon

Team: FIN

No. Name

35 KARKO Timo
74 ROSENDAHL Jarno

Team Line-ups

Team: THA (Red)

No. Pos. Name

8 D BAOARSA Somsaksri
13 F YENKUAN Mathee +A
18 F SRIWANKHAM Somprasong
20 F SAENNAI Tawatchai
69 F SAE-LU Arbe +A

1 D SUWANNATRAI Katikorn +C
7 D SAENGNUAN Theeraphong
16 F KHEMMA Manot
25 F YISANKUN Narapon
56 F RINTHONG Pongsakorn

27 F HAISAKULSUK Thodsaporn
77 F YAMARUN Parichat

Head Coach: SUNDSTOL Ole Thomas

Team: FIN (White)

No. Pos. Name

4 D PAJULA Nemo +A
17 D KANGASTIE Harri +C
9 F HANNINEN Aaron
13 F HIRVELA Markku
96 F NISKANEN Tuomo

12 D PAKARINEN Lasse +A
6 F VESIKANSA Markku
16 F ALESTALO Aki
25 F HIMANEN Juhamatti

Head Coach: HARKALA Jari

Legend:

+A Assistant Captain
No. Jersey number

+C Captain
Pos. Position

D Defence **F** Forward



GRAPHICAL LINE-UPS

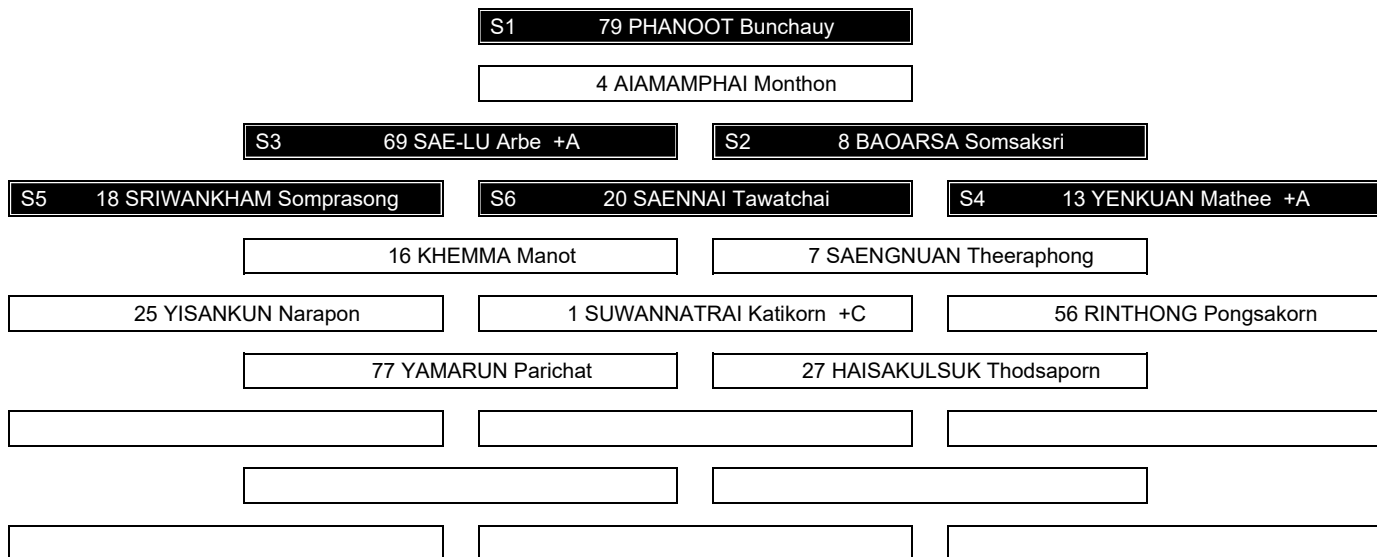
THA - FIN

Referees
MYERS Patrick (CAN)

Linesmen
BLAZEK Pavel (CZE) , HERMANSEN OSWOLD Marius (NOR)

Team: THA - Thailand (Red)

Head Coach: SUNDSTOL Ole Thomas



Team: FIN - Finland (White)

Head Coach: HARKALA Jari



Legend:				
+A	Assistant Captain	+C	Captain	Sn Starting position



SAT 30 NOV 2024

Start Time 20:00
End Time 21:58Mixed
Gold Medal Game - Game 8

Game Summary

THA - FIN 0 - 1 (0 - 0 , 0 - 0 , 0 - 1)

Spectators	Referee	Linesmen
355	MYERS Patrick (CAN)	BLAZEK Pavel (CZE) , HERMANSEN OSWOLD Marius (NOR)

Team Statistics

Period	Score	SVS	SOG	PIM	TPP	PPG	SHG
1	0 : 0	1 : 7	7 : 1	2 : 4	03:16 : 01:16	0 : 0	0 : 0
2	0 : 0	1 : 6	6 : 1	6 : 4	00:00 : 02:17	0 : 0	0 : 0
3	0 : 1	3 : 4	4 : 4	2 : 2	00:26 : 02:00	0 : 0	0 : 0
Total	0 : 1	5 : 17	17 : 6	10 : 10	03:42 : 05:33	0 : 0	0 : 0

1st Period

Action	Time	ET/Res	Team	Type	No.	Name	(G) Name of Assistant(s) / Action Description
GK	00:00		FIN		35	KARKO T	- Goalkeeper in
GK	00:00		THA		79	PHANOOT B	- Goalkeeper in
Penalty	03:36	05:36	THA	2 min.	8	BAOARSA S	- Interference
Penalty	04:52	06:52	FIN	2 min.	96	NISKANEN T	- Holding an opponent
Penalty	08:30	10:30	FIN	2 min.	6	VESIKANSA M	- Slashing

2nd Period

Action	Time	ET/Res	Team	Type	No.	Name	(G) Name of Assistant(s) / Action Description
Penalty	20:36	22:36	THA	2 min.	1	SUWANNATRAI K	- Teeing
Penalty	26:36	28:36	FIN	2 min.	6	VESIKANSA M	- Roughing
Penalty	26:36	28:36	THA	2 min.	69	SAE-LU A	- Roughing
Penalty	29:07	31:07	THA	2 min.	69	SAE-LU A	- Teeing
Penalty	29:24	31:24	FIN	2 min.	17	KANGASTIE H	- Teeing

3rd Period

Action	Time	ET/Res	Team	Type	No.	Name	(G) Name of Assistant(s) / Action Description
Goal	30:11	0 : 1	FIN	EQ	13	HIRVELA M	(2) On Ice THA 79 13 16 18 20 FIN 35 4 12 13 96
Time-out	37:27		THA				
Penalty	40:33	42:33	THA	2 min.	69	SAE-LU A	- Teeing
GK	43:41		THA				79 PHANOOT B - Goalkeeper out
Penalty	44:51	45:00	FIN	2 min.	4	PAJULA N	- Delaying the Game
GK	45:00		FIN				35 KARKO T - Goalkeeper out

Goalkeeper Records

Team : THA - Thailand

No.	Name	SOG	SVS	MIP
79	PHANOOT Bunchauy	6	5	43:41
4	AIAMAMPHAI Monthon			

Team : FIN - Finland

No.	Name	SOG	SVS	MIP
35	KARKO Timo	17	17	45:00
74	ROSENDAHL Jarno			

Game Statistics

Team : THA (Red)

Head Coach : SUNDSTOL Ole Thomas

No.	Pos.	Name	Gen	G	A	PTS	PIM	Shots on Goal				+/-
								1	2	3	TS	
8	D	BAOARSA Somsaksri	M	0	0	0	2	0	1	0	1	0
13	F	YENKUAN Mathee +A	M	0	0	0	0	4	0	2	6	-1
18	F	SRIWANKHAM Somprasong	M	0	0	0	0	0	1	0	1	-1
20	F	SAENNAI Tawatchai (BP)	M	0	0	0	0	3	1	2	6	-1
69	F	SAE-LU Arbe +A	M	0	0	0	6	0	1	0	1	0
1	D	SUWANNATRAI Katikorn +C	M	0	0	0	2	0	0	0	0	0
7	D	SAENGNUAN Theeraphong	M	0	0	0	0	0	0	0	0	0
16	F	KHEMMA Manot	M	0	0	0	0	0	2	0	2	-1
25	F	YISANKUN Narapon	M	0	0	0	0	0	0	0	0	0
56	F	RINTHONG Pongsakorn	M	0	0	0	0	0	0	0	0	0



SAT 30 NOV 2024

Start Time 20:00

End Time 21:58

Mixed

Gold Medal Game - Game 8



Head Coach : SUNDSTOL Ole Thomas

No.	Pos.	Name	Gen	G	A	PTS	PIM	Shots on Goal				+/-
								1	2	3	TS	
27	F	HAISAKULSUK Thodsaporn	M	0	0	0	0	0	0	0	0	0
77	F	YAMARUN Parichat	F	0	0	0	0	0	0	0	0	0
4	GK	AIAMAMPHAI Monthon	M	0	0	0	0	0	0	0	0	0
79	GK	PHANOOT Bunchauy	M	0	0	0	0	0	0	0	0	0
Total				0	0	0	10	7	6	4	17	

Team : FIN (White)

Head Coach : HARKALA Jari

No.	Pos.	Name	Gen	G	A	PTS	PIM	Shots on Goal				+/-
								1	2	3	TS	
4	D	PAJULA Nemo +A (BP)	M	0	0	0	2	1	0	0	1	+1
9	F	HANNINEN Aaron	M	0	0	0	0	0	0	1	1	0
13	F	HIRVELA Markku	M	1	0	1	0	0	0	2	2	+1
17	D	KANGASTIE Harri +C	M	0	0	0	2	0	0	0	0	0
96	F	NISKANEN Tuomo	M	0	0	0	2	0	1	1	2	+1
6	F	VESIKANSA Markku	M	0	0	0	4	0	0	0	0	0
12	D	PAKARINEN Lasse +A	M	0	0	0	0	0	0	0	0	+1
16	F	ALESTALO Aki	M	0	0	0	0	0	0	0	0	0
25	F	HIMANEN Juhamatti	M	0	0	0	0	0	0	0	0	0
35	GK	KARKO Timo	M	0	0	0	0	0	0	0	0	0
74	GK	ROSENDAHL Jarno	M	0	0	0	0	0	0	0	0	0
Total				1	0	1	10	1	1	4	6	

Legend:

(G)	Goals in tournament	+/-	Plus/minus net	+A	Assistant Captain	+C	Captain
A	Assists	D	Defence	EQ	Equal strength	ET/Res	Penalty end time/Result of game
F	Female / Forward	G	Goals	Gen	Gender	GK	Goalkeeper
M	Male	MIP	Minutes in play (GK)	No.	Jersey number	PIM	Penalties in minutes
Pos.	Position	PPG	Power play goals	PTS	Points	SHG	Shorthanded goals
SOG	Shots on goal	SVS	Saves	TPP	Time on power play	TS	Total shots



SAT 30 NOV 2024
Start Time 20:00

Mixed
Gold Medal Game - Game 8



Shots by THA

Goals (o): 0 SSG (+): 4
SSP (<): 3 SPG (-): 5



GK 35 of FIN



Period: 3

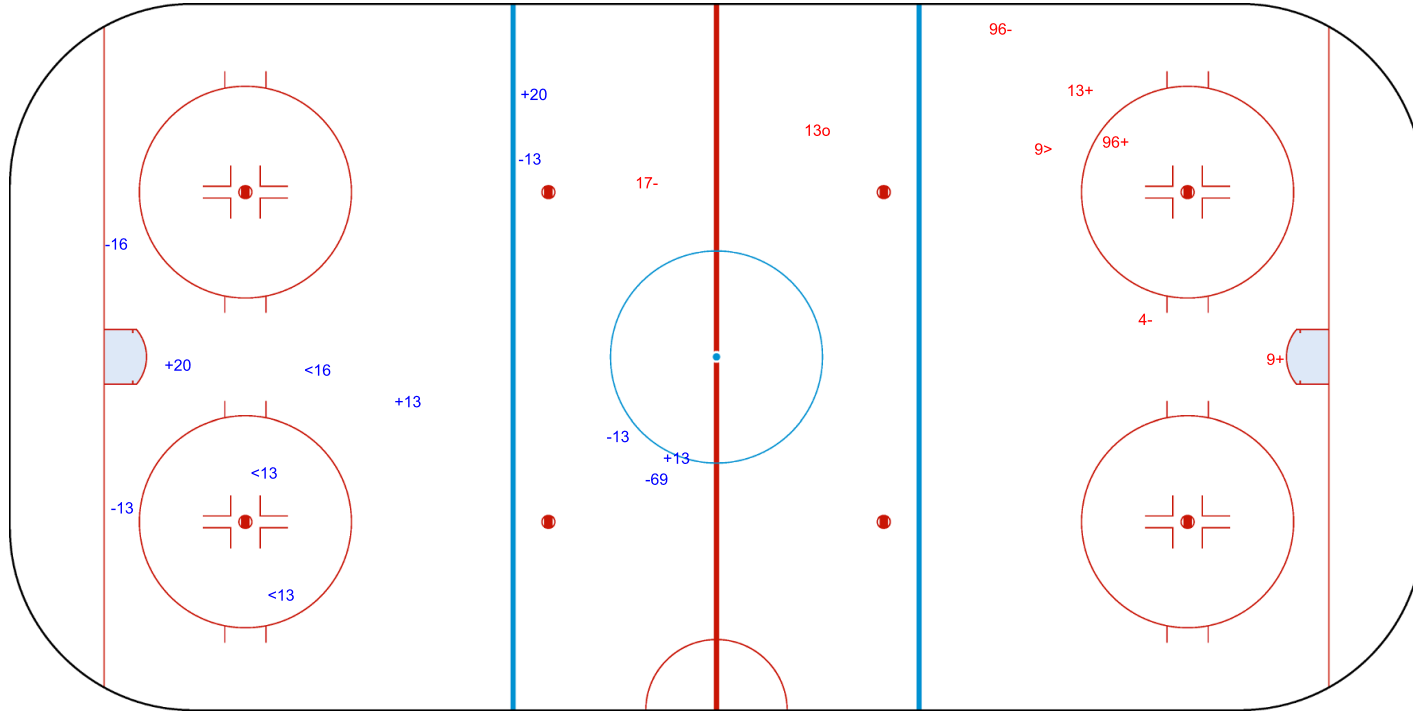


Shots by FIN

Goals (o): 1 SSG (+): 3
SSP (>): 1 SPG (-): 3



GK 79 of THA



Legend:		
GK	Goalkeeper	
SPG	Shots past goal	
SSG	Shots saved by goalkeeper	
SSP	Shots saved by player	



SAT 30 NOV 2024
Start Time 20:00

Mixed
Gold Medal Game - Game 8



Face-off Chart
THA - FIN

PERIOD 1

	THA		FIN		THA		FIN		THA		FIN	
	Def. zone	Att. zone	Neutral zone	Neutral zone	Att. zone	Def. zone	Att. zone	Def. zone	Att. zone	Def. zone	Att. zone	Def. zone
	- 1	+ 96	- 20	+ 96	- 20	+ 16	- 20	+ 96	+ 20	- 96	+ 20	- 16
	- 20	+ 96			- 20	+ 96	- 20	+ 96	- 20	- 96	- 20	+ 96
									- 20	+ 96	- 20	+ 96
									- 20	+ 96	- 20	+ 96
									- 20	+ 96	- 20	+ 96
									- 20	+ 96	- 20	+ 96
									- 20	+ 96	- 20	+ 96
									- 20	+ 96	- 20	+ 96
									- 20	+ 96	- 20	+ 96
Total wins / period	0 / 0%	2 / 100%	0 / 0%	1 / 100%	2 / 29%	5 / 71%	Total wins all zones		2 / 20%	8 / 80%		

PERIOD 2

	THA		FIN		THA		FIN		THA		FIN	
	Def. zone	Att. zone	Neutral zone	Neutral zone	Att. zone	Def. zone	Att. zone	Def. zone	Att. zone	Def. zone	Att. zone	Def. zone
	- 20	+ 16	- 20	+ 96	- 20	+ 16	- 20	+ 96	- 20	+ 96	- 20	+ 96
	- 20	+ 96	- 20	+ 16	- 20	+ 96	- 20	+ 96	- 20	+ 96	- 20	+ 96
	- 20	+ 96	- 20	+ 16	- 20	+ 96	- 20	+ 96	- 20	+ 96	- 20	+ 96
	- 20	+ 96	- 20	+ 16	- 20	+ 96	- 20	+ 96	- 20	+ 96	- 20	+ 96
	- 20	+ 96	- 20	+ 16	- 20	+ 96	- 20	+ 96	- 20	+ 96	- 20	+ 96
	- 20	+ 16	- 20	+ 16	- 20	+ 96	- 20	+ 96	- 20	+ 96	- 20	+ 96
	+ 20	- 96	+ 20	- 96	- 20	+ 96	- 20	+ 96	- 20	+ 96	- 20	+ 96
	- 20	+ 96			- 20	+ 96	- 20	+ 96	- 20	+ 96	- 20	+ 96
	- 20	+ 96			- 20	+ 96	- 20	+ 96	- 20	+ 96	- 20	+ 96
	- 20	+ 96			- 20	+ 96	- 20	+ 96	- 20	+ 96	- 20	+ 96
	- 20	+ 96			- 20	+ 96	- 20	+ 96	- 20	+ 96	- 20	+ 96
	- 20	+ 96			- 20	+ 96	- 20	+ 96	- 20	+ 96	- 20	+ 96
	- 20	+ 96			- 20	+ 96	- 20	+ 96	- 20	+ 96	- 20	+ 96
Total wins / period	1 / 9%	10 / 91%	1 / 14%	6 / 86%	0 / 0%	4 / 100%	Total wins all zones		2 / 9%	20 / 91%		

PERIOD 3

	THA		FIN		THA		FIN		THA		FIN	
	Def. zone	Att. zone	Neutral zone	Neutral zone	Att. zone	Def. zone	Att. zone	Def. zone	Att. zone	Def. zone	Att. zone	Def. zone
	- 20	+ 96	+ 18	- 96	- 20	+ 17	- 20	+ 17	- 20	+ 17	- 20	+ 17
	- 20	+ 17	+ 18	- 96	- 20	+ 17	- 20	+ 17	- 20	+ 17	- 20	+ 17
	- 20	+ 17	+ 20	- 17	- 20	+ 17	- 20	+ 17	- 20	+ 17	- 20	+ 17
	- 1	+ 17	- 20	+ 17	- 20	+ 17	- 20	+ 17	- 20	+ 17	- 20	+ 17
	- 20	+ 96	+ 13	- 17	- 20	+ 17	- 20	+ 17	- 20	+ 17	- 20	+ 17
					- 20	+ 17	- 20	+ 17	- 20	+ 17	- 20	+ 17
					- 20	+ 17	- 20	+ 17	- 20	+ 17	- 20	+ 17
					- 20	+ 17	- 20	+ 17	- 20	+ 17	- 20	+ 17
					- 20	+ 17	- 20	+ 17	- 20	+ 17	- 20	+ 17
					- 20	+ 17	- 20	+ 17	- 20	+ 17	- 20	+ 17
					- 20	+ 17	- 20	+ 17	- 20	+ 17	- 20	+ 17
					- 20	+ 17	- 20	+ 17	- 20	+ 17	- 20	+ 17
					- 20	+ 17	- 20	+ 17	- 20	+ 17	- 20	+ 17
					- 20	+ 17	- 20	+ 17	- 20	+ 17	- 20	+ 17
					- 20	+ 17	- 20	+ 17	- 20	+ 17	- 20	+ 17
					- 20	+ 17	- 20	+ 17	- 20	+ 17	- 20	+ 17
					- 20	+ 17	- 20	+ 17	- 20	+ 17	- 20	+ 17
Total wins / period	0 / 0%	5 / 100%	4 / 80%	1 / 20%	2 / 20%	8 / 80%	Total wins all zones		6 / 30%	14 / 70%		

TOTAL



SAT 30 NOV 2024
Start Time 20:00

Mixed
Gold Medal Game - Game 8



Total wins / game	THA	FIN	THA	FIN	THA	FIN	Total wins all zones	
	Def. zone	Att. zone	Neutral zone		Att. zone	Def. zone	THA	FIN
	1 / 6%	17 / 94%	5 / 38%	8 / 62%	4 / 19%	17 / 81%	10 / 19%	42 / 81%

HEAD TO HEAD

		FIN								
	No.	16	17	96	Tot	wins THA	Dz	Nz	Az	
THA	1		0 - 1	0 - 1	2	0 0%	0 0%			
	13		2 - 2		4	2 50%		1 100%	1 33%	
	18			2 - 0	2	2 100%		2 100%		
	20	2 - 7	1 - 9	3 - 22	44	6 14%	1 6%	2 20%	3 17%	
	Tot	9	15	28	52	10 19%	1 6%	5 38%	4 19%	
	wins FIN	7 78%	12 80%	23 82%	42 81%					
	Dz	2 50%	8 89%	7 88%	17 81%					
	Nz	3 100%	1 33%	4 57%	8 62%					
	Az	2 100%	3 100%	12 92%	17 94%					

Legend:
Az Attacking zone **Dz** Defending zone **No.** Jersey number **Nz** Neutral zone **Tot.** Total face-offs played



Team Statistics As of SAT 30 NOV 2024

Including Game 8

Scoring Efficiency

(Ranked by highest SG% / highest GP)

Rank Team	GP	GF	SSG	SOG	SG%
1 FIN	4	33	56	89	37.08
2 THA	4	40	92	132	30.30
3 AUT	4	25	68	93	26.88
4 AUS	4	0	3	3	0.00

Power Play

(Ranked by highest PP% / highest GP)

Rank Team	GP	ADV	PPGF	PP%	TPP	M:S
1 AUT	4	13	5	38.46	20:52	04:10
2 FIN	4	14	3	21.43	17:54	05:58
3 THA	4	15	2	13.33	19:37	09:48
4 AUS	4	8	0	0.00	16:00	00:00

Penalty Killing

(Ranked by highest PK% / highest GP)

Rank Team	GP	DVG	PPGA	PK%	TSH	M:S
1 THA	4	14	0	100.00	23:00	00:00
2 FIN	4	13	1	92.31	18:37	18:37
3 AUT	4	15	3	80.00	22:49	07:36
4 AUS	4	8	6	25.00	09:57	01:39

Goalkeeping

(Ranked by highest SVS%)

Rank Team	GP	GA	SVS	SOG	SVS%	GAA	SHGA	PPGA	SO	ENG
1 FIN	4	3	40	42	95.24	0.76	0	1	2	0
2 THA	4	1	16	17	94.12	0.25	0	0	3	0
3 AUS	4	72	127	199	63.82	18.00	6	6	0	0
4 AUT	4	22	36	58	62.07	5.50	4	3	2	0

Penalties

(Ranked by highest PIM)

Rank Team	GP	2	5	10	GM	MP	PIM	PAVG
1 THA	4	17	0	0	0	0	34	8:30
2 AUT	4	16	0	0	0	0	32	8:00
3 FIN	4	14	0	0	0	0	28	7:00
4 AUS	4	8	0	0	0	0	16	4:00

Shorthanded Goals

(Ranked by highest NET / lowest GP)

Rank Team	GP	SHGF	SHGA	NET
1 THA	4	7	0	+7
2 FIN	4	1	0	+1
3 AUT	4	2	4	-2
4 AUS	4	0	6	-6

Attendance

(Ranked by highest average attendance)

Rank Team	GP	Spect	AVG
1 THA	4	570	142
2 FIN	4	566	141
3 AUS	4	202	50
4 AUT	4	168	42
Total	8	753	94

Legend:			
2	Two (2) minute penalties	5	Five (5) minute penalties
ADV	Advantage (times on power play)	AVG	Average
ENG	Empty net goals	GA	Goals against
GF	Goals for	GM	Game misconducts
MP	Match penalties	M:S	Average time in min. and sec.
PAVG	PIM in average	PIM	Penalties in minutes
PPGA	Power play goals against	PPGF	Power play goals for
SG%	Percentage of goals from total shots	SHGA	Shorthanded goals against
SO	Shutouts	SOG	Shots on goal
SSG	Shots saved by goalkeeper	SVS	Saves
TPP	Time of power play	TSH	Time shorthanded in min. and sec.
		10	Ten (10) minute penalties
		DVG	Disadvantage (number of times shorthanded)
		GAA	Goals against as average per 45 minutes
		GP	Number of games played
		NET	SHGF - SHGA
		PK%	Penalty killing percentage
		PP%	Power play eff. as percentage
		SHGF	Shorthanded goals for
		Spect	Spectators
		SVS%	SVS as percentage of total SOG



Player Statistics by Team

As of SAT 30 NOV 2024

Including Game 7

AUS - Australia

Playing Statistics

No.	Name	Gen	Pos.	GP	G	A	PTS	PIM	+/-	GWG	PPG	SHG	SOG	SG%	TM	M/G	TSh	AT/S
1	PEACOCK Darren	M	GK	4	0	0	0	0		0	0	0	0	0.00				
3	CODAZZI Andrea	M	F	4	0	0	0	4	-32	0	0	0	0	0.00	0:00	0:00	0	0:00
4	McDONALD Michael	M	F	4	0	0	0	0	-27	0	0	0	1	0.00	0:00	0:00	0	0:00
5	LAING Tom	M	F	3	0	0	0	0	-10	0	0	0	0	0.00	0:00	0:00	0	0:00
6	SHAW Stephen	M	F	4	0	0	0	2	-36	0	0	0	0	0.00	0:00	0:00	0	0:00
7	SIEGLOFF Bill	M	D	4	0	0	0	4	-42	0	0	0	0	0.00	0:00	0:00	0	0:00
8	MARKOVIC Zeljko	M	D	4	0	0	0	0	-43	0	0	0	0	0.00	0:00	0:00	0	0:00
9	STITFALL Bryan	M	F	4	0	0	0	0	-10	0	0	0	1	0.00	0:00	0:00	0	0:00
10	WRIGHT Jason	M	F	4	0	0	0	0	-13	0	0	0	0	0.00	0:00	0:00	0	0:00
11	PRINCIPE Rosa-Lee	F	F	4	0	0	0	0	-26	0	0	0	0	0.00	0:00	0:00	0	0:00
13	JAENKE Damon	M	F	4	0	0	0	0	-24	0	0	0	0	0.00	0:00	0:00	0	0:00
14	FRANCIS Michael	M	F	4	0	0	0	2	-27	0	0	0	0	0.00	0:00	0:00	0	0:00
16	SICOLO Mark	M	D	1	0	0	0	0	-2	0	0	0	0	0.00	0:00	0:00	0	0:00
18	JACKSON Marty	M	D	4	0	0	0	4	-37	0	0	0	1	0.00	0:00	0:00	0	0:00
20	WILLIAMS-MATSUOKA Shogo	M	GK	4	0	0	0	0		0	0	0	0	0.00				

Goalkeeping Statistics

No.	Name	Gen	GPT	GKD	GPI	MIP	MIP%	GA	SVS	SOG	SVS%	GAA	SO	W	L
1	PEACOCK Darren	M	4	4	3	105:00	58.33	33	69	102	67.65	14.14	0	0	3
20	WILLIAMS-MATSUOKA Shogo	M	4	4	3	75:00	41.67	39	58	97	59.79	23.40	0	0	1

Legend:

+/-	Plus/minus net	A	Assists	AT/S	Average time per shift
D	Defence	F	Female / Forward	G	Goals
GA	Goals against	GAA	Goals against as average per 45 minutes	Gen	Gender
GK	Goalkeeper	GKD	Goalkeeper dressed	GP	Number of games played
GPI	Games played in	GPT	Number of games played by team	GWG	Game winning goals
L	Number of games lost	M	Male	MIP	Minutes and seconds played
MIP%	MIP as percentage	M/G	Minutes per game	No.	Jersey number
PIM	Penalties in minutes	Pos.	Position on team	PPG	Power play goals
PTS	Points	SG%	Percentage of goals from total shots	SHG	Shorthanded goals
SO	Shutouts	SOG	Shots on goal	SVS	Saves
SVS%	SVS as percentage of total SOG	TM	Total minutes played	TSh	Total shifts played
W	Number of games won				



Player Statistics by Team

As of SAT 30 NOV 2024

Including Game 7

AUT - Austria

Playing Statistics

No.	Name	Gen	Pos.	GP	G	A	PTS	PIM	+/-	GWG	PPG	SHG	SOG	SG%	TM	M/G	TSh	AT/S
6	WLISZCZAK Dennis	M	D	4	0	0	0	0	-1	0	0	0	5	0.00	0:00	0:00	0	0:00
7	HUCHLER Johannes	M	F	4	0	3	3	6	+1	0	0	0	6	0.00	0:00	0:00	0	0:00
11	SAUER Michael	M	F	4	4	3	7	2	-5	0	0	0	20	20.00	0:00	0:00	0	0:00
12	ROPP Timo	M	F	4	5	9	14	2	0	0	1	0	24	20.83	0:00	0:00	0	0:00
24	POUZAR Werner	M	GK	4	0	0	0	0		0	0	0	0	0.00				
27	SCHILCHER Thomas	M	D	4	1	3	4	0	+3	1	0	1	5	20.00	0:00	0:00	0	0:00
34	SIESS Kevin-Pascal	M	D	4	1	3	4	8	+3	0	1	0	4	25.00	0:00	0:00	0	0:00
83	LADSTAETTER Michael	M	GK	4	0	0	0	2		0	0	0	0	0.00				
95	BURTSCHER Fabian	M	F	4	4	6	10	2	0	0	2	0	11	36.36	0:00	0:00	0	0:00
97	BILGERI David	M	D	4	1	2	3	0	+3	0	0	0	2	50.00	0:00	0:00	0	0:00
98	HABELER Kai	M	F	4	9	4	13	10	+4	1	1	1	16	56.25	0:00	0:00	0	0:00

Goalkeeping Statistics

No.	Name	Gen	GPT	GKD	GPI	MIP	MIP%	GA	SVS	SOG	SVS%	GAA	SO	W	L
24	POUZAR Werner	M	4	4	3	95:16	52.93	19	31	50	62.00	8.97	0	1	2
83	LADSTAETTER Michael	M	4	4	4	84:44	47.07	3	5	8	62.50	1.59	1	1	0

Legend:

+/-	Plus/minus net	A	Assists	AT/S	Average time per shift
D	Defence	F	Forward	G	Goals
GA	Goals against	GAA	Goals against as average per 45 minutes	Gen	Gender
GK	Goalkeeper	GKD	Goalkeeper dressed	GP	Number of games played
GPI	Games played in	GPT	Number of games played by team	GWG	Game winning goals
L	Number of games lost	M	Male	MIP	Minutes and seconds played
MIP%	MIP as percentage	M/G	Minutes per game	No.	Jersey number
PIM	Penalties in minutes	Pos.	Position on team	PPG	Power play goals
PTS	Points	SG%	Percentage of goals from total shots	SHG	Shorthanded goals
SO	Shutouts	SOG	Shots on goal	SVS	Saves
SVS%	SVS as percentage of total SOG	TM	Total minutes played	TSh	Total shifts played
W	Number of games won				



Player Statistics by Team

As of SAT 30 NOV 2024

Including Game 8

FIN - Finland

Playing Statistics

No.	Name	Gen	Pos.	GP	G	A	PTS	PIM	+/-	GWG	PPG	SHG	SOG	SG%	TM	M/G	TSh	AT/S
4	PAJULA Nemo	M	D	4	5	8	13	4	+16	1	1	0	13	38.46	0:00	0:00	0	0:00
6	VESIKANSA Markku	M	F	4	2	4	6	6	+12	0	1	0	11	18.18	0:00	0:00	0	0:00
9	HANNINEN Aaron	M	F	4	4	8	12	2	+16	0	1	0	13	30.77	0:00	0:00	0	0:00
12	PAKARINEN Lasse	M	D	4	0	1	1	2	+14	0	0	0	1	0.00	0:00	0:00	0	0:00
13	HIRVELA Markku	M	F	4	2	7	9	0	+19	1	0	0	9	22.22	0:00	0:00	0	0:00
16	ALESTALO Aki	M	F	4	5	6	11	6	+16	0	0	0	11	45.45	0:00	0:00	0	0:00
17	KANGASTIE Harri	M	D	4	1	5	6	2	+15	0	0	0	2	50.00	0:00	0:00	0	0:00
25	HIMANEN Juhamatti	M	F	4	7	4	11	2	+13	1	0	0	12	58.33	0:00	0:00	0	0:00
35	KARKO Timo	M	GK	4	0	0	0	0		0	0	0	0	0.00				
74	ROSENDAHL Jarno	M	GK	4	0	0	0	0		0	0	0	0	0.00				
96	NISKANEN Tuomo	M	F	4	7	6	13	4	+17	0	0	1	17	41.18	0:00	0:00	0	0:00

Goalkeeping Statistics

No.	Name	Gen	GPT	GKD	GPI	MIP	MIP%	GA	SVS	SOG	SVS%	GAA	SO	W	L
35	KARKO Timo	M	4	4	4	148:30	83.19	3	39	42	92.86	0.91	1	3	1
74	ROSENDAHL Jarno	M	4	4	1	30:00	16.81	0	0	0	0.00	0.00	0	0	0

Legend:

+/-	Plus/minus net	A	Assists	AT/S	Average time per shift
D	Defence	F	Forward	G	Goals
GA	Goals against	GAA	Goals against as average per 45 minutes	Gen	Gender
GK	Goalkeeper	GKD	Goalkeeper dressed	GP	Number of games played
GPI	Games played in	GPT	Number of games played by team	GWG	Game winning goals
L	Number of games lost	M	Male	MIP	Minutes and seconds played
MIP%	MIP as percentage	M/G	Minutes per game	No.	Jersey number
PIM	Penalties in minutes	Pos.	Position on team	PPG	Power play goals
PTS	Points	SG%	Percentage of goals from total shots	SHG	Shorthanded goals
SO	Shutouts	SOG	Shots on goal	SVS	Saves
SVS%	SVS as percentage of total SOG	TM	Total minutes played	TSh	Total shifts played
W	Number of games won				



Player Statistics by Team

As of SAT 30 NOV 2024

Including Game 8

THA - Thailand

Playing Statistics

No.	Name	Gen	Pos.	GP	G	A	PTS	PIM	+/-	GWG	PPG	SHG	SOG	SG%	TM	M/G	TSh	AT/S
1	SUWANNATRAI Katikorn	M	D	4	2	5	7	4	+17	1	0	0	6	33.33	0:00	0:00	0	0:00
4	AIAMAMPHAI Monthon	M	GK	4	0	0	0	0		0	0	0	0	0.00				
7	SAENGNUAN Theeraphong	M	D	4	0	0	0	4	+11	0	0	0	1	0.00	0:00	0:00	0	0:00
8	BAOARSA Somsaksri	M	D	4	1	2	3	6	+16	0	0	0	10	10.00	0:00	0:00	0	0:00
13	YENKUAN Mathee	M	F	4	11	11	22	2	+27	0	1	2	32	34.38	0:00	0:00	0	0:00
16	KHEMMA Manot	M	F	4	3	9	12	4	+15	0	0	1	16	18.75	0:00	0:00	0	0:00
18	SRIWANKHAM Somprasong	M	F	4	3	7	10	0	+10	1	0	1	10	30.00	0:00	0:00	0	0:00
20	SAENNAI Tawatchai	M	F	4	12	4	16	4	+26	0	0	3	31	38.71	0:00	0:00	0	0:00
25	YISANKUN Narapon	M	F	4	3	2	5	0	+9	0	1	0	8	37.50	0:00	0:00	0	0:00
27	HAISAKULSUK Thodsaporn	M	F	4	0	1	1	0	+3	0	0	0	0	0.00	0:00	0:00	0	0:00
56	RINTHONG Pongsakorn	M	F	4	1	4	5	0	+7	0	0	0	1	100.00	0:00	0:00	0	0:00
69	SAE-LU Arbe	M	F	4	3	5	8	10	+26	1	0	0	14	21.43	0:00	0:00	0	0:00
77	YAMARUN Parichat	F	F	4	1	3	4	0	+7	0	0	0	3	33.33	0:00	0:00	0	0:00
79	PHANOOT Bunchauy	M	GK	4	0	0	0	0		0	0	0	0	0.00				

Goalkeeping Statistics

No.	Name	Gen	GPT	GKD	GPI	MIP	MIP%	GA	SVS	SOG	SVS%	GAA	SO	W	L
4	AIAMAMPHAI Monthon	M	4	4	1	00:10	0.09	0	0	0	0.00	0.00	0	0	0
79	PHANOOT Bunchauy	M	4	4	4	178:31	99.91	1	16	17	94.12	0.25	2	3	1

Legend:

+/-	Plus/minus net	A	Assists	AT/S	Average time per shift
D	Defence	F	Female / Forward	G	Goals
GA	Goals against	GAA	Goals against as average per 45 minutes	Gen	Gender
GK	Goalkeeper	GKD	Goalkeeper dressed	GP	Number of games played
GPI	Games played in	GPT	Number of games played by team	GWG	Game winning goals
L	Number of games lost	M	Male	MIP	Minutes and seconds played
MIP%	MIP as percentage	M/G	Minutes per game	No.	Jersey number
PIM	Penalties in minutes	Pos.	Position on team	PPG	Power play goals
PTS	Points	SG%	Percentage of goals from total shots	SHG	Shorthanded goals
SO	Shutouts	SOG	Shots on goal	SVS	Saves
SVS%	SVS as percentage of total SOG	TM	Total minutes played	TSh	Total shifts played
W	Number of games won				



Goalkeepers

As of SAT 30 NOV 2024

Including Game 8

(Ranked by highest SVS% / lowest GAA / highest GPI)

Rank	Name	Gender	No.	Team	GKD	GPI	MIP	MIP%	SOG	GA	SVS	SVS%	GAA	PPGA	SHGA	SO
1	PHANOOT Bunchauy	M	79	THA	4	4	178:31	99.91	17	1	16	94.12	0.25	0	0	2
2	KARKO Timo	M	35	FIN	4	4	148:30	83.19	42	3	39	92.86	0.91	1	0	1
3	PEACOCK Darren	M	1	AUS	4	3	105:00	58.33	102	33	69	67.65	14.14	5	2	0
4	LADSTAETTER Michael	M	83	AUT	4	4	84:44	47.07	8	3	5	62.50	1.59	0	3	1
5	POUZAR Werner	M	24	AUT	4	3	95:16	52.93	50	19	31	62.00	8.97	3	1	0
6	WILLIAMS-MATSUOKA Shogo	M	20	AUS	4	3	75:00	41.67	97	39	58	59.79	23.40	1	4	0

(Goalkeepers with less than 40% of their team's total minutes (MIP% less 40))

Name	Gender	No.	Team	GKD	GPI	MIP	MIP%	SOG	GA	SVS	SVS%	GAA	PPGA	SHGA	SO
AIAMAMPHAI Monthon	M	4	THA	4	1	00:10	0.09	0	0	0	0.00	0.00	0	0	0
ROSENDAHL Jarno	M	74	FIN	4	1	30:00	16.81	0	0	0	0.00	0.00	0	0	0

GA Goals against	GAA Goals against as average per 45 minutes	GKD Goalkeeper dressed
GPI Games played in	M Male	MIP Minutes and seconds played
MIP% MIP as percentage	No. Jersey number	PPGA Power play goals against
SHGA Shorthanded goals against	SO Shutouts (no GA in a game)	SOG Shots on goal (G+SSG)
SVS Saves	SVS% SVS as percentage of total SOG	



Scoring Leaders

As of SAT 30 NOV 2024
Including Game 8

(Ranked by highest PTS/ highest G/ lowest GP)

Rank	Name	Gender	No.	Team	Pos.	GP	G	A	PTS	PIM	+/-
1	YENKUAN Mathee	M	13	THA	F	4	11	11	22	2	+27
2	SAENNAI Tawatchai	M	20	THA	F	4	12	4	16	4	+26
3	ROPP Timo	M	12	AUT	F	4	5	9	14	2	0
4	HABELER Kai	M	98	AUT	F	4	9	4	13	10	+4
5	NISKANEN Tuomo	M	96	FIN	F	4	7	6	13	4	+17
6	PAJULA Nemo	M	4	FIN	D	4	5	8	13	4	+16
7	HANNINEN Aaron	M	9	FIN	F	4	4	8	12	2	+16
8	KHEMMA Manot	M	16	THA	F	4	3	9	12	4	+15
9	HIMANEN Juhamatti	M	25	FIN	F	4	7	4	11	2	+13
10	ALESTALO Aki	M	16	FIN	F	4	5	6	11	6	+16
11	BURTSCHER Fabian	M	95	AUT	F	4	4	6	10	2	0
12	SRIWANKHAM Somprasong	M	18	THA	F	4	3	7	10	0	+10
13	HIRVELA Markku	M	13	FIN	F	4	2	7	9	0	+19
14	SAE-LU Arbe	M	69	THA	F	4	3	5	8	10	+26
15	SAUER Michael	M	11	AUT	F	4	4	3	7	2	-5
16	SUWANNATRAI Katikorn	M	1	THA	D	4	2	5	7	4	+17
17	VESIKANSA Markku	M	6	FIN	F	4	2	4	6	6	+12
18	KANGASTIE Harri	M	17	FIN	D	4	1	5	6	2	+15
19	YISANKUN Narapon	M	25	THA	F	4	3	2	5	0	+9
20	RINTHONG Pongsakorn	M	56	THA	F	4	1	4	5	0	+7
21	SCHILCHER Thomas	M	27	AUT	D	4	1	3	4	0	+3
21	SIESS Kevin-Pascal	M	34	AUT	D	4	1	3	4	8	+3
21	YAMARUN Parichat	F	77	THA	F	4	1	3	4	0	+7
24	BAOARSA Somsaksri	M	8	THA	D	4	1	2	3	6	+16
24	BILGERI David	M	97	AUT	D	4	1	2	3	0	+3
26	HUCHLER Johannes	M	7	AUT	F	4	0	3	3	6	+1
27	HAISAKULSUK Thodsaporn	M	27	THA	F	4	0	1	1	0	+3
27	PAKARINEN Lasse	M	12	FIN	D	4	0	1	1	2	+14

Legend:

+/-	Plus/minus net	A	Assists	D	Defence
F	Female / Forward	G	Goals	GP	Number of games played
M	Male	No.	Jersey number	PIM	Penalties in minutes
Pos.	Position	PTS	Points		



Goal Scoring Leaders

As of SAT 30 NOV 2024

Including Game 8

(Ranked by highest G/ lowest GP)

Rank	Name	Gender	No.	Team	Pos.	GP	G	S	SG%	PPG	SHG	+/-
1	SAENNAI Tawatchai	M	20	THA	F	4	12	31	38.71	0	3	+26
2	YENKUAN Mathee	M	13	THA	F	4	11	32	34.38	1	2	+27
3	HABELER Kai	M	98	AUT	F	4	9	16	56.25	1	1	+4
4	HIMANEN Juhamatti	M	25	FIN	F	4	7	12	58.33	0	0	+13
4	NISKANEN Tuomo	M	96	FIN	F	4	7	17	41.18	0	1	+17
6	ALESTALO Aki	M	16	FIN	F	4	5	11	45.45	0	0	+16
6	PAJULA Nemo	M	4	FIN	D	4	5	13	38.46	1	0	+16
6	ROPP Timo	M	12	AUT	F	4	5	24	20.83	1	0	0
9	BURTSCHER Fabian	M	95	AUT	F	4	4	11	36.36	2	0	0
9	HANNINEN Aaron	M	9	FIN	F	4	4	13	30.77	1	0	+16
9	SAUER Michael	M	11	AUT	F	4	4	20	20.00	0	0	-5
12	KHEMMA Manot	M	16	THA	F	4	3	16	18.75	0	1	+15
12	SAE-LU Arbe	M	69	THA	F	4	3	14	21.43	0	0	+26
12	SRIWANKHAM Somprasong	M	18	THA	F	4	3	10	30.00	0	1	+10
12	YISANKUN Narapon	M	25	THA	F	4	3	8	37.50	1	0	+9
16	HIRVELA Markku	M	13	FIN	F	4	2	9	22.22	0	0	+19
16	SUWANNATRAI Katikorn	M	1	THA	D	4	2	6	33.33	0	0	+17
16	VESIKANSA Markku	M	6	FIN	F	4	2	11	18.18	1	0	+12
19	BAOARSA Somsaksri	M	8	THA	D	4	1	10	10.00	0	0	+16
19	BILGERI David	M	97	AUT	D	4	1	2	50.00	0	0	+3
19	KANGASTIE Harri	M	17	FIN	D	4	1	2	50.00	0	0	+15
19	RINTHONG Pongsakorn	M	56	THA	F	4	1	1100.00	0	0	+7	
19	SCHILCHER Thomas	M	27	AUT	D	4	1	5	20.00	0	1	+3
19	SIESS Kevin-Pascal	M	34	AUT	D	4	1	4	25.00	1	0	+3
19	YAMARUN Parichat	F	77	THA	F	4	1	3	33.33	0	0	+7

Legend:

+/-	Plus/minus net	D	Defence	F	Female / Forward	G	Goals
GP	Number of games played	M	Male	No.	Jersey number	Pos.	Position
PPG	Power play goals	S	Shots	SG%	Percentage of goals from total shots	SHG	Shorthanded goals



Assist Leaders

As of SAT 30 NOV 2024
Including Game 8

(Ranked by highest A/ lowest GP)

Rank	Name	Gender	No.	Team	Pos.	GP	A	+/-
1	YENKUAN Mathee	M	13	THA	F	4	11	+27
2	KHEMMA Manot	M	16	THA	F	4	9	+15
2	ROPP Timo	M	12	AUT	F	4	9	0
4	HANNINEN Aaron	M	9	FIN	F	4	8	+16
4	PAJULA Nemo	M	4	FIN	D	4	8	+16
6	HIRVELA Markku	M	13	FIN	F	4	7	+19
6	SRIWANKHAM Somprasong	M	18	THA	F	4	7	+10
8	ALESTALO Aki	M	16	FIN	F	4	6	+16
8	BURTSCHER Fabian	M	95	AUT	F	4	6	0
8	NISKANEN Tuomo	M	96	FIN	F	4	6	+17
11	KANGASTIE Harri	M	17	FIN	D	4	5	+15
11	SAE-LU Arbe	M	69	THA	F	4	5	+26
11	SUWANNATRAI Katikorn	M	1	THA	D	4	5	+17
14	HABELER Kai	M	98	AUT	F	4	4	+4
14	HIMANEN Juhamatti	M	25	FIN	F	4	4	+13
14	RINTHONG Pongsakorn	M	56	THA	F	4	4	+7
14	SAENNAI Tawatchai	M	20	THA	F	4	4	+26
14	VESIKANSA Markku	M	6	FIN	F	4	4	+12
19	HUCHLER Johannes	M	7	AUT	F	4	3	+1
19	SAUER Michael	M	11	AUT	F	4	3	-5
19	SCHILCHER Thomas	M	27	AUT	D	4	3	+3
19	SIESS Kevin-Pascal	M	34	AUT	D	4	3	+3
19	YAMARUN Parichat	F	77	THA	F	4	3	+7
24	BAOARSA Somsaksri	M	8	THA	D	4	2	+16
24	BILGERI David	M	97	AUT	D	4	2	+3
24	YISANKUN Narapon	M	25	THA	F	4	2	+9
27	HAISAKULSUK Thodsaporn	M	27	THA	F	4	1	+3
27	PAKARINEN Lasse	M	12	FIN	D	4	1	+14

Legend:

+/-	Plus/minus net	A	Assists	D	Defence	F	Female / Forward
GP	Number of games played	M	Male	No.	Jersey number	Pos.	Position



Defencemen Scoring Leaders

As of SAT 30 NOV 2024

Including Game 8

(Ranked by highest PTS / highest G / lowest GP)

Rank	Name	Gender	No.	Team	GP	G	A	PTS	PIM	+/-
1	PAJULA Nemo	M	4	FIN	4	5	8	13	4	+16
2	SUWANNATRAI Katikorn	M	1	THA	4	2	5	7	4	+17
3	KANGASTIE Harri	M	17	FIN	4	1	5	6	2	+15
4	SCHILCHER Thomas	M	27	AUT	4	1	3	4	0	+3
4	SIESS Kevin-Pascal	M	34	AUT	4	1	3	4	8	+3
6	BAOARSA Somsaksri	M	8	THA	4	1	2	3	6	+16
6	BILGERI David	M	97	AUT	4	1	2	3	0	+3
8	PAKARINEN Lasse	M	12	FIN	4	0	1	1	2	+14

Legend:

+/- Plus/minus net
GP Number of games played
PIM Penalties in minutes

A Assists
M Male
PTS Points

G Goals
No. Jersey number



Face-off Leaders
As of SAT 30 NOV 2024
Including Game 8

(Ranked by highest FO%)

Table with 11 columns: Rank, Name, Gender, No., Team, Pos., GP, FO+, FO-, FO+/-, FO%. Contains 12 rows of player data.

Note:
Average of four face-offs per game played required for ranking.

Legend table with 4 columns: Symbol, Description, Symbol, Description, Symbol, Description. Defines abbreviations for D, FO-, GP, Pos., F, FO+/-, M, FO+, FO%, No.

**Plus-Minus Leaders**

As of SAT 30 NOV 2024

Including Game 8

(Ranked by highest +/- / highest + /lowest GP)

Rank	Name	Gender	No.	Team	Pos.	GP	+	-	+/-
1	YENKUAN Mathee	M	13	THA	F	4	28	1	+27
2	SAENNAI Tawatchai	M	20	THA	F	4	27	1	+26
3	SAE-LU Arbe	M	69	THA	F	4	26	0	+26
4	HIRVELA Markku	M	13	FIN	F	4	21	2	+19
5	NISKANEN Tuomo	M	96	FIN	F	4	18	1	+17
6	SUWANNATRAI Katikorn	M	1	THA	D	4	17	0	+17
7	ALESTALO Aki	M	16	FIN	F	4	18	2	+16
7	PAJULA Nemo	M	4	FIN	D	4	18	2	+16
9	HANNINEN Aaron	M	9	FIN	F	4	17	1	+16
10	BAOARSA Somsaksri	M	8	THA	D	4	16	0	+16
11	KANGASTIE Harri	M	17	FIN	D	4	17	2	+15
12	KHEMMA Manot	M	16	THA	F	4	16	1	+15
13	PAKARINEN Lasse	M	12	FIN	D	4	14	0	+14
14	HIMANEN Juhamatti	M	25	FIN	F	4	13	0	+13
15	VESIKANSA Markku	M	6	FIN	F	4	12	0	+12
16	SAENGNUAN Theeraphong	M	7	THA	D	4	11	0	+11
17	SRIWANKHAM Somprasong	M	18	THA	F	4	11	1	+10
18	YISANKUN Narapon	M	25	THA	F	4	9	0	+9
19	RINTHONG Pongsakorn	M	56	THA	F	4	7	0	+7
19	YAMARUN Parichat	F	77	THA	F	4	7	0	+7
21	HABELER Kai	M	98	AUT	F	4	12	8	+4
22	SCHILCHER Thomas	M	27	AUT	D	4	12	9	+3
23	BILGERI David	M	97	AUT	D	4	11	8	+3
24	SIESS Kevin-Pascal	M	34	AUT	D	4	10	7	+3
25	HAISAKULSUK Thodsaporn	M	27	THA	F	4	3	0	+3
26	HUCHLER Johannes	M	7	AUT	F	4	10	9	+1
27	ROPP Timo	M	12	AUT	F	4	13	13	0
28	BURTSCHER Fabian	M	95	AUT	F	4	11	11	0
29	WLISZCZAK Dennis	M	6	AUT	D	4	10	11	-1
30	SICOLO Mark	M	16	AUS	D	1	0	2	-2

Legend:**+** Positive participation**F** Female / Forward**Pos.** Position**+/-** Plus/minus net**GP** Number of games played**-** Negative participation**M** Male**D** Defence**No.** Jersey number

**Most Penalised Players**

As of SAT 30 NOV 2024

Including Game 8

(Ranked by highest PIM / lowest GP)

Rank	Name	Gender	No.	Team	Pos.	GP	PIM	2	5	10	GM	MP	PAVG
1	HABELER Kai	M	98	AUT	F	4	10	5	0	0	0	0	2:30
1	SAE-LU Arbe	M	69	THA	F	4	10	5	0	0	0	0	2:30
3	SIESS Kevin-Pascal	M	34	AUT	D	4	8	4	0	0	0	0	2:00
4	ALESTALO Aki	M	16	FIN	F	4	6	3	0	0	0	0	1:30
4	BAOARSA Somsaksri	M	8	THA	D	4	6	3	0	0	0	0	1:30
4	HUCHLER Johannes	M	7	AUT	F	4	6	3	0	0	0	0	1:30
4	VESIKANSA Markku	M	6	FIN	F	4	6	3	0	0	0	0	1:30
8	CODAZZI Andrea	M	3	AUS	F	4	4	2	0	0	0	0	1:00
8	JACKSON Marty	M	18	AUS	D	4	4	2	0	0	0	0	1:00
8	KHEMMA Manot	M	16	THA	F	4	4	2	0	0	0	0	1:00
8	NISKANEN Tuomo	M	96	FIN	F	4	4	2	0	0	0	0	1:00
8	PAJULA Nemo	M	4	FIN	D	4	4	2	0	0	0	0	1:00
8	SAENGNUAN Theeraphong	M	7	THA	D	4	4	2	0	0	0	0	1:00
8	SAENNAI Tawatchai	M	20	THA	F	4	4	2	0	0	0	0	1:00
8	SIEGLOFF Bill	M	7	AUS	D	4	4	2	0	0	0	0	1:00
8	SUWANNATRAI Katikorn	M	1	THA	D	4	4	2	0	0	0	0	1:00
17	BURTSCHER Fabian	M	95	AUT	F	4	2	1	0	0	0	0	0:30
17	FRANCIS Michael	M	14	AUS	F	4	2	1	0	0	0	0	0:30
17	HANNINEN Aaron	M	9	FIN	F	4	2	1	0	0	0	0	0:30
17	HIMANEN Juhamatti	M	25	FIN	F	4	2	1	0	0	0	0	0:30
17	KANGASTIE Harri	M	17	FIN	D	4	2	1	0	0	0	0	0:30
17	LADSTAETTER Michael	M	83	AUT	GK	4	2	1	0	0	0	0	0:30
17	PAKARINEN Lasse	M	12	FIN	D	4	2	1	0	0	0	0	0:30
17	ROPP Timo	M	12	AUT	F	4	2	1	0	0	0	0	0:30
17	SAUER Michael	M	11	AUT	F	4	2	1	0	0	0	0	0:30
17	SHAW Stephen	M	6	AUS	F	4	2	1	0	0	0	0	0:30
17	YENKUAN Mathee	M	13	THA	F	4	2	1	0	0	0	0	0:30

Legend:**2** Two (2) minute penalties**D** Defence**GM** Game misconducts**MP** Match penalties**PIM** Penalties in minutes**5** Five (5) minute penalties**F** Forward**GP** Games played**No.** Jersey number**Pos.** Position**10** Ten (10) minute penalties**GK** Goalkeeper**M** Male**PAVG** PIM (average) per game

**BEST PLAYERS SELECTED BY THE DIRECTORATE**

As of SAT 30 NOV 2024 at 22:53 GMT+7

Award	Number	Name	Team
Best Goalkeeper	35	KARKO Timo	FIN - Finland
Best Defenceman	4	PAJULA Nemo	FIN - Finland
Best Forward	9	HANNINEN Aaron	FIN - Finland
Most Valuable Player	12	ROPP Timo	AUT - Austria

**Best Player of the Game selected by the Team**

As of SAT 30 NOV 2024

Game No.	Home	Guest	Best Players		Best Players	
1	THA	AUS	THA:	20. SAENNAI Tawatchai	AUS:	6. SHAW Stephen
2	FIN	AUT	FIN:	25. HIMANEN Juhamatti	AUT:	12. ROPP Timo
3	AUT	AUS	AUT:	7. HUCHLER Johannes	AUS:	4. McDONALD Michael
4	FIN	THA	FIN:	35. KARKO Timo	THA:	13. YENKUAN Mathee
5	AUT	THA	AUT:	27. SCHILCHER Thomas	THA:	18. SRIWANKHAM Somprasong
6	AUS	FIN	AUS:	3. CODAZZI Andrea	FIN:	96. NISKANEN Tuomo
7	AUT	AUS	AUT:	98. HABELER Kai	AUS:	1. PEACOCK Darren
8	THA	FIN	THA:	20. SAENNAI Tawatchai	FIN:	4. PAJULA Nemo

**FINAL STANDING**

As of SAT 30 NOV 2024

Standings**Round Robin**

Rank	Team	GP	W	OTW	OTL	L	PTS	GDF	GF : GA
1	THA	3	3	0	0	0	9	+40	40 : 0
2	FIN	3	2	0	0	1	6	+29	32 : 3
3	AUT	3	1	0	0	2	3	-6	16 : 22
4	AUS	3	0	0	0	3	0	-63	0 : 63

Final Standing

1	FIN	Finland
2	THA	Thailand
3	AUT	Austria
4	AUS	Australia

Note:

Rank within each group is based on points. For tie-break rules see 'Competition Format and Rules'.

Legend:

GA	Goals against	GDF	Goal difference	GF	Goals for	GP	Games played
L	Losses	OTL	Overtime loss	OTW	Overtime win	PTS	Points
W	Wins						