

**Competition Schedule**

As of SAT 3 JUN 2023

Date	Start Time	Game	Location
SUN 28 MAY	11:00	Preliminary Round - Group A, Game 1 KOR vs CZE	Moose Jaw Events Centre
	15:00	Preliminary Round - Group B, Game 2 CHN vs ITA	Moose Jaw Events Centre
	19:00	Preliminary Round - Group B, Game 3 NOR vs GER	Moose Jaw Events Centre
MON 29 MAY	11:00	Preliminary Round - Group A, Game 4 CZE vs USA	Moose Jaw Events Centre
	15:00	Preliminary Round - Group B, Game 5 NOR vs CHN	Moose Jaw Events Centre
	19:00	Preliminary Round - Group A, Game 6 CAN vs KOR	Moose Jaw Events Centre
TUE 30 MAY	11:00	Preliminary Round - Group B, Game 7 GER vs ITA	Moose Jaw Events Centre
	15:00	Preliminary Round - Group A, Game 8 USA vs KOR	Moose Jaw Events Centre
	19:00	Preliminary Round - Group A, Game 9 CAN vs CZE	Moose Jaw Events Centre
WED 31 MAY	11:00	Preliminary Round - Group B, Game 10 CHN vs GER	Moose Jaw Events Centre
	15:00	Preliminary Round - Group B, Game 11 ITA vs NOR	Moose Jaw Events Centre
	19:00	Preliminary Round - Group A, Game 12 USA vs CAN	Moose Jaw Events Centre
FRI 2 JUN	15:00	Quarterfinals, Game 13 CZE vs ITA	Moose Jaw Events Centre
	19:00	Quarterfinals, Game 14 KOR vs CHN	Moose Jaw Events Centre
SAT 3 JUN	11:00	Classification Games (7-8), Game 15 GER vs NOR	Moose Jaw Events Centre
	15:00	Semifinals, Game 16 USA vs CHN	Moose Jaw Events Centre
	19:00	Semifinals, Game 17 CAN vs CZE	Moose Jaw Events Centre
SUN 4 JUN	11:00	Classification Games (5-6), Game 18 KOR vs ITA	Moose Jaw Events Centre
	15:00	Bronze Medal Game - Game 19 CZE vs CHN	Moose Jaw Events Centre
	19:00	Gold Medal Game - Game 20 USA vs CAN	Moose Jaw Events Centre



## Tournament Progress

As of THU 1 JUN 2023

### Group A

Rank	Team	GP	W	OTW	OTL	L	GDF	GF:GA	PTS
1	USA	3	3	0	0	0	+18	19 : 1	9
2	CAN	3	2	0	0	1	+12	17 : 5	6
3	CZE	3	1	0	0	2	-4	5 : 9	3
4	KOR	3	0	0	0	3	-26	1 : 27	0

### Group B

Rank	Team	GP	W	OTW	OTL	L	GDF	GF:GA	PTS
1	CHN	3	3	0	0	0	+20	22 : 2	9
2	ITA	3	1	1	0	1	-6	5 : 11	5
3	GER	3	1	0	1	1	-6	5 : 11	4
4	NOR	3	0	0	0	3	-8	5 : 13	0

Game	Group	Date	Time	Teams	Results	1	2	3	OT	PSS	Venue
1	A	SUN 28 MAY	11:00 GMT-6	KOR - CZE	0 - 3	0 - 0	0 - 2	0 - 1			Moose Jaw Events Centre
2	B	SUN 28 MAY	15:00 GMT-6	CHN - ITA	10 - 1	2 - 0	3 - 1	5 - 0			Moose Jaw Events Centre
3	B	SUN 28 MAY	19:00 GMT-6	NOR - GER	3 - 5	1 - 1	0 - 2	2 - 2			Moose Jaw Events Centre
4	A	MON 29 MAY	11:00 GMT-6	CZE - USA	1 - 7	0 - 3	1 - 2	0 - 2			Moose Jaw Events Centre
5	B	MON 29 MAY	15:00 GMT-6	NOR - CHN	1 - 5	0 - 1	0 - 1	1 - 3			Moose Jaw Events Centre
6	A	MON 29 MAY	19:00 GMT-6	CAN - KOR	15 - 1	7 - 0	4 - 0	4 - 1			Moose Jaw Events Centre
7	B	TUE 30 MAY	11:00 GMT-6	GER - ITA	0 - 1	0 - 0	0 - 0	0 - 0	0 - 0	0 - 1	Moose Jaw Events Centre
8	A	TUE 30 MAY	15:00 GMT-6	USA - KOR	9 - 0	5 - 0	4 - 0	0 - 0			Moose Jaw Events Centre
9	A	TUE 30 MAY	19:00 GMT-6	CAN - CZE	2 - 1	1 - 0	1 - 1	0 - 0			Moose Jaw Events Centre
10	B	WED 31 MAY	11:00 GMT-6	CHN - GER	7 - 0	3 - 0	2 - 0	2 - 0			Moose Jaw Events Centre
11	B	WED 31 MAY	15:00 GMT-6	ITA - NOR	3 - 1	1 - 0	0 - 0	2 - 1			Moose Jaw Events Centre
12	A	WED 31 MAY	19:00 GMT-6	USA - CAN	3 - 0	0 - 0	1 - 0	2 - 0			Moose Jaw Events Centre

#### Note:

Rank within each group is based on points. For tie-break rules see 'Competition Format and Rules'.

#### Legend:

<b>1</b>	1st period	<b>2</b>	2nd period	<b>3</b>	3rd period	<b>GA</b>	Goals against	<b>GDF</b>	Goal difference
<b>GF</b>	Goals for	<b>GP</b>	Games played	<b>PSS</b>	Penalty-Shot Shootout	<b>L</b>	Losses	<b>OT</b>	Overtime
<b>OTL</b>	Overtime loss	<b>OTW</b>	Overtime win	<b>PTS</b>	Points	<b>W</b>	Wins		



### Tournament Progress

As of SUN 4 JUN 2023

Quarterfinals		Semifinals		Finals	
KOR	2	USA	10	USA	6
Game #14 JUN 2 19:00		Game #16 JUN 3 15:00		Game #20 JUN 4 19:00	
CHN	7	CHN	2	CAN	1
CZE	4	CAN	5	USA Gold Medal Winner	
Game #13 JUN 2 15:00		Game #17 JUN 3 19:00		CAN Silver Medal Winner	
ITA	0	CZE	0	CHN	2
				Game 19 JUN 4 15:00	
				CZE Bronze Medal Winner	
				CZE 3	
<b>Classification Games</b>					
KOR	2	KOR		5th	
Game 18 JUN 4 11:00		ITA	1		
GER	1	GER		7th	
Game 15 JUN 3 11:00		NOR	6		

#### Final Ranking

Gold	USA	United States
Silver	CAN	Canada
Bronze	CZE	Czechia
4	CHN	China
5	KOR	Korea
6	ITA	Italy
7	NOR	Norway
8	GER	Germany

Game	Round	Date	Time	Teams	Results	1	2	3	OT	PSS	Venue
13	QF	FRI 2 JUN	15:00 GMT-6	CZE - ITA	4 - 0	0 - 0	3 - 0	1 - 0			Moose Jaw Events Centre
14	QF	FRI 2 JUN	19:00 GMT-6	KOR - CHN	2 - 7	1 - 5	0 - 0	1 - 2			Moose Jaw Events Centre
15	P7-8	SAT 3 JUN	11:00 GMT-6	GER - NOR	1 - 6	0 - 2	1 - 2	0 - 2			Moose Jaw Events Centre
16	SF	SAT 3 JUN	15:00 GMT-6	USA - CHN	10 - 2	4 - 1	4 - 0	2 - 1			Moose Jaw Events Centre
17	SF	SAT 3 JUN	19:00 GMT-6	CAN - CZE	5 - 0	4 - 0	0 - 0	1 - 0			Moose Jaw Events Centre
18	P5-6	SUN 4 JUN	11:00 GMT-6	KOR - ITA	2 - 1	0 - 0	1 - 1	0 - 0	0 - 0	1 - 0	Moose Jaw Events Centre
19	BMG	SUN 4 JUN	15:00 GMT-6	CZE - CHN	3 - 2	1 - 1	1 - 1	1 - 0			Moose Jaw Events Centre
20	GMG	SUN 4 JUN	19:00 GMT-6	USA - CAN	6 - 1	2 - 0	2 - 0	2 - 1			Moose Jaw Events Centre

Legend:							
<b>1</b>	1st period	<b>2</b>	2nd period	<b>3</b>	3rd period	<b>BMG</b>	Bronze medal game
<b>Px-y</b>	Placement game	<b>GMG</b>	Gold medal game	<b>PSS</b>	Penalty-Shot Shootout	<b>OT</b>	Overtime
<b>QF</b>	Quarterfinals	<b>SF</b>	Semifinals				

**Competition Officials**

As of WED 24 MAY 2023

Function	No. Name	NOC
<b>On-Ice Officials</b>		
Referee	DANIELSEN Kenneth	NOR - Norway
	ESPOSITO Bobby	USA - United States
	FERGENBAUM Matt	CAN - Canada
	MYERS Patrick	CAN - Canada
	RAPAK Martin	CZE - Czechia
Linesman	DAUPHINEE Dylan	CAN - Canada
	HERMANSEN OSWOLD Marius	NOR - Norway
	HUS Igor	SVK - Slovakia
	LEWIS Brendan	USA - United States
	LUNDEN Andreas	SWE - Sweden
	NIITTYLA Lari	FIN - Finland
	O'ROURKE Ryan	CAN - Canada
	RUNDSTROM Tony	SWE - Sweden
<b>Off-Ice Officials</b>		
Tournament Chairman	ANDERSSON Peter	SWE - Sweden
Officiating Coach	BOESE Paul	CAN - Canada
	MORRISON Johnathan	USA - United States
Medical Supervisor	Van BEMMEL Mia	CAN - Canada
Result Manager	KUSNIRIK Stanislav	SVK - Slovakia

**Note:**

Officials data may be updated until start of competition





## Game Officials Assignment

As of SUN 4 JUN 2023

G	Teams	Venue	Date Time	On-ice Officials	Supervisors	Others
1	KOR - CZE Colour: (Blue) (White) Bench: (left) (right)	MJC	SUN 28 MAY 11:00	Ref ESPOSITO B (USA) SBR MYERS P (CAN) LM DAUPHINEE D (CAN) LM LUNDEN A (SWE) SBL O'ROURKE R (CAN)	GS STARKMAN M (CAN) OC BOESE P (CAN)	VGJ SERRATORE T (USA) SK ARMSTRONG M (CAN) TK FOREMAN J (CAN)
2	CHN - ITA Colour: (Red) (White) Bench: (right) (left)	MJC	SUN 28 MAY 15:00	Ref RAPAK M (CZE) SBR DANIELSEN K (NOR) LM HUS I (SVK) LM RUNDSTROM T (SWE) SBL HERMANSEN OSWOLD M (NOR)	GS HEGDE E (NOR) OC MORRISON J (USA)	VGJ SERRATORE T (USA) SK ARMSTRONG M (CAN) TK SCHOENROTH T (CAN)
3	NOR - GER Colour: (Red) (White) Bench: (left) (right)	MJC	SUN 28 MAY 19:00	Ref FERGENBAUM M (CAN) SBR MYERS P (CAN) LM LEWIS B (USA) LM NIITTYLA L (FIN) SBL O'ROURKE R (CAN)	GS LONGHI A (ITA) OC BOESE P (CAN)	VGJ SERRATORE T (USA) SK FOREMAN J (CAN) TK SCHOENROTH T (CAN)
4	CZE - USA Colour: (Red) (White) Bench: (left) (right)	MJC	MON 29 MAY 11:00	Ref DANIELSEN K (NOR) SBR FERGENBAUM M (CAN) LM O'ROURKE R (CAN) LM RUNDSTROM T (SWE) SBL LUNDEN A (SWE)	GS TANG N (CHN) OC MORRISON J (USA)	VGJ SERRATORE T (USA) SK FOREMAN J (CAN) TK THOMPSON K (CAN)
5	NOR - CHN Colour: (Red) (Yellow) Bench: (left) (right)	MJC	MON 29 MAY 15:00	Ref MYERS P (CAN) SBR FERGENBAUM M (CAN) LM HUS I (SVK) LM NIITTYLA L (FIN) SBL DAUPHINEE D (CAN)	GS BRENNAN D (USA) OC BOESE P (CAN)	VGJ SERRATORE T (USA) SK ARMSTRONG M (CAN) TK SCHOENROTH T (CAN)
6	CAN - KOR Colour: (Red) (White) Bench: (left) (right)	MJC	MON 29 MAY 19:00	Ref RAPAK M (CZE) SBR ESPOSITO B (USA) LM HERMANSEN OSWOLD M (NOR) LM LUNDEN A (SWE) SBL LEWIS B (USA)	GS SINDLER J (CZE) OC MORRISON J (USA)	VGJ SERRATORE T (USA) SK FOREMAN J (CAN) TK SCHOENROTH T (CAN)
7	GER - ITA Colour: (Black) (White) Bench: (right) (left)	MJC	TUE 30 MAY 11:00	Ref MYERS P (CAN) SBR DANIELSEN K (NOR) LM LEWIS B (USA) LM O'ROURKE R (CAN) SBL NIITTYLA L (FIN)	GS TANG N (CHN) OC BOESE P (CAN)	VGJ SERRATORE T (USA) SK FOREMAN J (CAN) TK THOMPSON K (CAN)
8	USA - KOR Colour: (Blue) (White) Bench: (left) (right)	MJC	TUE 30 MAY 15:00	Ref FERGENBAUM M (CAN) SBR RAPAK M (CZE) LM DAUPHINEE D (CAN) LM NIITTYLA L (FIN) SBL HUS I (SVK)	GS FREITAG M (GER) OC MORRISON J (USA)	VGJ SERRATORE T (USA) SK ARMSTRONG M (CAN) TK SCHOENROTH T (CAN)
9	CAN - CZE Colour: (White) (Red) Bench: (left) (right)	MJC	TUE 30 MAY 19:00	Ref ESPOSITO B (USA) SBR FERGENBAUM M (CAN) LM HERMANSEN OSWOLD M (NOR) LM RUNDSTROM T (SWE) SBL LUNDEN A (SWE)	GS HEGDE E (NOR) OC BOESE P (CAN)	VGJ SERRATORE T (USA) SK FOREMAN J (CAN) TK SCHOENROTH T (CAN)



# Ice Hockey

## Mixed



G	Teams	Venue	Date Time	On-ice Officials	Supervisors	Others
10	CHN - GER Colour: (Red) (White) Bench: (left) (right)	MJC	WED 31 MAY 11:00	Ref ESPOSITO B (USA) SBR RAPAK M (CZE) LM DAUPHINEE D (CAN) LM O'ROURKE R (CAN) SBL RUNDSTROM T (SWE)	GS STARKMAN M (CAN) OC MORRISON J (USA)	VGJ SERRATORE T (USA) SK FOREMAN J (CAN) TK FOREMAN A (CAN)
11	ITA - NOR Colour: (Blue) (White) Bench: (right) (left)	MJC	WED 31 MAY 15:00	Ref RAPAK M (CZE) SBR ESPOSITO B (USA) LM HERMANSEN OSWOLD M (NOR) LM HUS I (SVK) SBL DAUPHINEE D (CAN)	GS CHIANG J (KOR) OC BOESE P (CAN)	VGJ SERRATORE T (USA) SK ARMSTRONG M (CAN) TK SCHOENROTH T (CAN)
12	USA - CAN Colour: (White) (Red) Bench: (right) (left)	MJC	WED 31 MAY 19:00	Ref DANIELSEN K (NOR) SBR MYERS P (CAN) LM LEWIS B (USA) LM LUNDEN A (SWE) SBL NIITTYLA L (FIN)	GS LONGHI A (ITA) OC MORRISON J (USA)	VGJ SERRATORE T (USA) SK FOREMAN J (CAN) TK SCHOENROTH T (CAN)
13	CZE - ITA Colour: (Red) (White) Bench: (right) (left)	MJC	FRI 2 JUN 15:00	Ref DANIELSEN K (NOR) SBR ESPOSITO B (USA) LM HUS I (SVK) LM NIITTYLA L (FIN) SBL LEWIS B (USA)	GS BEELEN L (NED) OC MORRISON J (USA)	VGJ SERRATORE T (USA) SK FOREMAN J (CAN) TK SCHOENROTH T (CAN)
14	KOR - CHN Colour: (Blue) (Yellow) Bench: (right) (left)	MJC	FRI 2 JUN 19:00	Ref FERGENBAUM M (CAN) SBR MYERS P (CAN) LM DAUPHINEE D (CAN) LM LUNDEN A (SWE) SBL HERMANSEN OSWOLD M (NOR)	GS ANDERSSON P (SWE) OC BOESE P (CAN)	VGJ SERRATORE T (USA) SK ARMSTRONG M (CAN) TK SCHOENROTH T (CAN)
15	GER - NOR Colour: (White) (Red) Bench: (right) (left)	MJC	SAT 3 JUN 11:00	Ref RAPAK M (CZE) SBR DANIELSEN K (NOR) LM HUS I (SVK) LM O'ROURKE R (CAN) SBL RUNDSTROM T (SWE)	GS BEELEN L (NED) OC MORRISON J (USA)	VGJ SERRATORE T (USA) SK ARMSTRONG M (CAN) TK FOREMAN J (CAN)
16	USA - CHN Colour: (Blue) (Yellow) Bench: (right) (left)	MJC	SAT 3 JUN 15:00	Ref MYERS P (CAN) SBR FERGENBAUM M (CAN) LM HERMANSEN OSWOLD M (NOR) LM LUNDEN A (SWE) SBL HUS I (SVK)	GS ANDERSSON P (SWE) OC BOESE P (CAN)	VGJ SERRATORE T (USA) SK ARMSTRONG M (CAN) TK SCHOENROTH T (CAN)
17	CAN - CZE Colour: (Red) (White) Bench: (left) (right)	MJC	SAT 3 JUN 19:00	Ref ESPOSITO B (USA) SBR DANIELSEN K (NOR) LM LEWIS B (USA) LM RUNDSTROM T (SWE) SBL LUNDEN A (SWE)	GS BEELEN L (NED) OC MORRISON J (USA)	VGJ SERRATORE T (USA) SK FOREMAN J (CAN) TK SCHOENROTH T (CAN)
18	KOR - ITA Colour: (Blue) (White) Bench: (right) (left)	MJC	SUN 4 JUN 11:00	Ref MYERS P (CAN) SBR RAPAK M (CZE) LM DAUPHINEE D (CAN) LM NIITTYLA L (FIN) SBL O'ROURKE R (CAN)	GS BEELEN L (NED) OC BOESE P (CAN)	VGJ SERRATORE T (USA) SK ARMSTRONG M (CAN) TK FOREMAN J (CAN)
19	CZE - CHN Colour: (Red) (Yellow) Bench: (right) (left)	MJC	SUN 4 JUN 15:00	Ref ESPOSITO B (USA) SBR DANIELSEN K (NOR) LM HERMANSEN OSWOLD M (NOR) LM LEWIS B (USA) SBL NIITTYLA L (FIN)	GS ANDERSSON P (SWE) OC MORRISON J (USA)	VGJ SERRATORE T (USA) SK ARMSTRONG M (CAN) TK SCHOENROTH T (CAN)



# Ice Hockey

## Mixed



G	Teams	Venue	Date Time	On-ice Officials	Supervisors	Others
20	USA - CAN Colour: (White) (Red) Bench: (right) (left)	MJC	SUN 4 JUN 19:00	Ref FERGENBAUM M (CAN) SBR MYERS P (CAN) LM LUNDEN A (SWE) LM RUNDSTROM T (SWE) SBL HERMANSEN OSWOLD M (NOR)	GS BEELEN L (NED) OC BOESE P (CAN)	VGJ SERRATORE T (USA) SK FOREMAN J (CAN) TK SCHOENROTH T (CAN)

Legend:							
<b>G</b>	Game number	<b>GS</b>	Game supervisor	<b>LM</b>	Linesman	<b>MJC</b>	Moose Jaw Events Centre
<b>OC</b>	Officiating Coach	<b>Ref</b>	Referee	<b>SBL</b>	Standby linesman	<b>SBR</b>	Standby referee
<b>SK</b>	Scorekeeper	<b>TK</b>	Timekeeper	<b>VGJ</b>	Video goal judge		

**Team Roster****REVISED**

29 MAY 2:30

As of MON 29 MAY 2023

Initial Registration 27 MAY 2023

**CAN - Canada**

No.	Name	Pos.	Gender	Date of Birth	Club	Registration*
2	CRANE Rod	F	M	6 SEP 1991	Canada, (CAN)	
4	DUNN James	F	M	12 NOV 2000	Canada, (CAN)	
5	HENRY Tyrone	D	M	21 OCT 1993	Canada, (CAN)	
7	LAVIN Zach	D	M	31 JAN 1997	Canada, (CAN)	
8	McGREGOR Tyler	F	M	11 MAR 1994	Canada, (CAN)	
9	SMITH Corbyn	F	M	5 AUG 1998	Canada, (CAN)	
11	DIXON Adam	F	M	13 AUG 1989	Canada, (CAN)	
13	BOILY Vincent	F	M	2 JUN 2000	Canada, (CAN)	
14	TOUSIGNANT Raphaelle	F	F	8 JUL 2002	Canada, (CAN)	
19	COZZOLINO Dominic	F	M	23 AUG 1994	Canada, (CAN)	
20	LEBLANC Jacob	F	M	31 JUL 2002	Canada, (CAN)	
21	AUCLAIR Alexis	F	M	9 JAN 1999	Canada, (CAN)	
26	JACOBS-WEBB Anton	F	M	18 SEP 2000	Canada, (CAN)	
29	KOVACEVICH Micah	D	M	2 OCT 1997	Canada, (CAN)	
30	HUNEAULT Jean-Francois	GK	M	15 SEP 1994	Canada, (CAN)	
31	LAROCQUE Dominic	GK	M	30 JUL 1987	Canada, (CAN)	
61	ARMSTRONG Rob	D	M	12 SEP 1996	Canada, (CAN)	
92	HALBERT Auren	D	M	3 DEC 2002	Canada, (CAN)	

Average Age: 26

**Total:** 16 players and 2 goalkeepers**Team Officials:**

Function	Name	Citizenship	Date of Birth
<b>Team Head Coach:</b>	HERRINGTON Russ	CAN	30 JUN 1972
<b>Team Assistant Coach:</b>	FOLIGNO Mike	CAN	29 JAN 1959
<b>Team Assistant Coach:</b>	FOUNTAIN Mike	CAN	26 JAN 1972
<b>Team Equipment Manager:</b>	BOSWALL Grant	CAN	27 AUG 1973
<b>Team Equipment Manager:</b>	MURLEY Ashton	CAN	4 AUG 1993
<b>Team Physiotherapist:</b>	LENART Mike	CAN	27 NOV 1989

**Note:**

\* Registration date of single players is only shown when different from Initial Registration date

**Legend:**

**D** Defence                      **F** Female / Forward                      **GK** Goalkeeper                      **M** Male  
**No.** Jersey number                      **Pos.** Position

**REVISED****REVISED to correct jersey number for player Rob ARMSTRONG.**

**Team Roster****REVISED**

28 MAY 21:33

As of SUN 28 MAY 2023

Initial Registration 27 MAY 2023

**CHN - China**

No.	Name	Pos.	Gender	Date of Birth	Club	Registration*
1	WANG Wei	GK	M	21 SEP 1994	NPC China, (CHN)	
3	LYU Zhi	D	M	13 MAY 2001	NPC China, (CHN)	
5	BAI Xue Song	D	M	10 JUN 1992	NPC China, (CHN)	
7	XU Jin Qiang	D	M	6 MAR 1990	NPC China, (CHN)	
8	WANG Zhi Dong	F	M	15 JUL 2000	NPC China, (CHN)	
12	CHE Hang	D	M	25 DEC 1997	NPC China, (CHN)	
15	SONG Xiao Dong	F	M	1 NOV 1997	NPC China, (CHN)	
17	SHEN Yi Feng	F	M	22 APR 1998	NPC China, (CHN)	
18	WANG Ju Jiang	F	M	15 JUL 1996	NPC China, (CHN)	
19	ZHANG Zheng	F	M	28 JUL 1998	NPC China, (CHN)	
20	JI Yan Zhao	GK	M	29 SEP 1990	NPC China, (CHN)	
22	HU Guang Jian	D	M	27 JAN 1997	NPC China, (CHN)	
23	CUI Yu Tao	F	M	16 SEP 1985	NPC China, (CHN)	
24	ZHU Zhan Fu	D	M	19 DEC 1999	NPC China, (CHN)	
28	TIAN Jin Tao	F	M	9 OCT 2002	NPC China, (CHN)	
30	QIU Dian Peng	F	M	17 DEC 2002	NPC China, (CHN)	
32	LI Hong Guan	F	M	1 FEB 2001	NPC China, (CHN)	

Average Age: 26

**Total:** 15 players and 2 goalkeepers**Team Officials:**

Function	Name	Citizenship	Date of Birth
<b>Team Head Coach:</b>	YIN Jiwu	CHN	6 OCT 1957
<b>Team Assistant Coach:</b>	JIN Xian Xiu	CHN	10 NOV 1964
<b>Team Equipment Manager:</b>	SU Xiangchong	CHN	8 JUL 1995
<b>Team Doctor:</b>	HU Xiaohan	CHN	16 JAN 1987
<b>Team Staff:</b>	XUE Xin	CHN	18 APR 1989

**Note:**

\* Registration date of single players is only shown when different from Initial Registration date

**Legend:**

**D** Defence                      **F** Forward                      **GK** Goalkeeper                      **M** Male  
**No.** Jersey number                      **Pos.** Position

**REVISED****REVISED to change JIN Xian Xiu to Assistant Coach.**

**Team Roster**

As of SAT 27 MAY 2023

Initial Registration 27 MAY 2023

**CZE - Czechia**

No.	Name	Pos.	Gender	Date of Birth	Club	Registration*
1	KUDELA Martin	GK	M	14 JUL 1997	Czechia, (CZE)	
2	BOCEK Petr	D	M	11 FEB 1978	Shk Mustangove AUTO IN, (CZE)	
6	VAPENKA Michal	GK	M	18 AUG 1973	HC Sparta Praha Sledge Hokej, (CZE)	
11	WAGNER Karel	D	M	8 JAN 1998	Skv Sharks Karlovy Vary, (CZE)	
12	ZIZLAVSKY Martin	F	M	13 FEB 2001	SOHO Kohouti Olomouc, (CZE)	
15	ZELINKA Radek	D	M	15 SEP 1991	Skv Sharks Karlovy Vary, (CZE)	
18	NOVOTNY Miroslav	F	M	13 AUG 1986	HC Sparta Praha Sledge Hokej, (CZE)	
19	OHAR Alex	F	M	29 JAN 2004	HC Sparta Praha Sledge Hokej, (CZE)	
27	VRUBEL David	F	M	27 NOV 2002	Czechia, (CZE)	
29	KUBES Pavel	D	M	25 NOV 1983	Shk Mustangove AUTO IN, (CZE)	
33	HECKO Vaclav	F	M	6 MAR 1995	Czechia, (CZE)	
55	VESELY Filip	F	M	24 JUN 2005	Skv Sharks Karlovy Vary, (CZE)	
67	DOLEZAL Pavel	D	M	23 JAN 1994	Shk Mustangove AUTO IN, (CZE)	
74	GEIER Michal	F	M	7 APR 1986	Skv Sharks Karlovy Vary, (CZE)	
82	HABL Zdenek	F	M	17 APR 1982	SHK Lapp Zlin, (CZE)	
92	SEDLACEK Patrik	F	M	15 AUG 2001	Skv Sharks Karlovy Vary, (CZE)	

Average Age: 30

**Total:** 14 players and 2 goalkeepers**Team Officials:**

Function	Name	Citizenship	Date of Birth
<b>Team Head Coach:</b>	NOVOTNY Jakub	CZE	19 MAY 1993
<b>Team Assistant Coach:</b>	BRIZA Jiri	CZE	15 JAN 1976
<b>Team Assistant Coach:</b>	SZTURC Jan	CZE	25 JUN 1986
<b>Team Equipment Manager:</b>	STRANSKY Petr	CZE	16 SEP 1973
<b>Team Physiotherapist:</b>	CEROVSKY Marek	CZE	5 JUL 1988
<b>Team Physiotherapist:</b>	DOBESOVA Michaela	CZE	12 APR 1991

**Note:**

\* Registration date of single players is only shown when different from Initial Registration date

**Legend:**

<b>D</b> Defence	<b>F</b> Forward	<b>GK</b> Goalkeeper	<b>M</b> Male
<b>No.</b> Jersey number	<b>Pos.</b> Position		

**Team Roster**

As of SAT 27 MAY 2023

Initial Registration 27 MAY 2023

**GER - Germany**

No.	Name	Pos.	Gender	Date of Birth	Club	Registration*
3	DISVELD Bas	F	M	1 MAR 1976	Weserstars Bremen, (GER)	
6	RAEDLER Hugo	D	M	7 DEC 1978	ESV Dachau Woodpeckers, (GER)	
7	UHLEMANN Lars	GK	M	21 AUG 1972	Dresden Cardinals, (GER)	
8	RENNHACK Frank	F	M	12 OCT 1989	Weserstars Bremen, (GER)	
21	BETZ Steven	F	M	11 FEB 1993	Germany, (GER)	
22	MUEHLHANS Veit	F	M	10 OCT 1996	ESV Dachau Woodpeckers, (GER)	
33	KUHLI-LAUENSTEIN Ingo	F	M	20 MAY 1992	Wiehl Penguins, (GER)	
43	HERING Bernhard	F	M	20 FEB 1992	Dresdner Eislowen, (GER)	
44	BRELAGE Jan Malte	F	M	30 SEP 1998	ERC Hannover, (GER)	
47	KUNST Simon	GK	M	3 AUG 1986	ERC Hannover, (GER)	
52	PABST Robert	D	M	26 MAR 1975	Dresdner Eislowen, (GER)	
69	SKLORZ Lucas	D	M	22 OCT 1995	Wiehl Penguins, (GER)	
77	WEDDE Joerg	F	M	18 AUG 1965	ERC Hannover, (GER)	
97	SCHRADER Felix	F	M	1 MAR 1997	ERC Hannover, (GER)	

Average Age: 36

**Total:** 12 players and 2 goalkeepers**Team Officials:**

Function	Name	Citizenship	Date of Birth
<b>Team Head Coach:</b>	POKORNY Andreas	GER	18 JUN 1968
<b>Team Assistant Coach:</b>	GURSINKSY Michael	GER	12 SEP 1968
<b>Team General Manager:</b>	POKORNY Luca	GER	10 DEC 1998
<b>Team Equipment Manager:</b>	WOLFF Jacob	GER	19 JAN 1978
<b>Team Doctor:</b>	KABA Senoussi	GER	31 MAR 1975
<b>Team Physiotherapist:</b>	NOURIVAZIRI Mehdi	GER	16 SEP 1980

**Note:**

\* Registration date of single players is only shown when different from Initial Registration date

**Legend:**

<b>D</b> Defence	<b>F</b> Forward	<b>GK</b> Goalkeeper	<b>M</b> Male
<b>No.</b> Jersey number	<b>Pos.</b> Position		

**Team Roster**

As of SAT 27 MAY 2023

Initial Registration 27 MAY 2023

**ITA - Italy**

No.	Name	Pos.	Gender	Date of Birth	Club	Registration*
1	STILLITANO Santino	GK	M	26 JUN 1969	Armata Brancaleone, (ITA)	
2	ENDERLE Alex	D	M	4 APR 1998	South-Tyrol Eagles, (ITA)	
4	REMOTTI MARNINI Matteo	F	M	21 OCT 1999	South-Tyrol Eagles, (ITA)	
6	CAVALIERE Gian Luca	D	M	11 JUN 1971	South-Tyrol Eagles, (ITA)	
8	RADICE Roberto	D	M	27 AUG 1981	Armata Brancaleone, (ITA)	
10	KAFMANN Stephan	F	M	11 MAY 1986	South-Tyrol Eagles, (ITA)	
11	LARCH Nils	F	M	26 MAY 1997	South-Tyrol Eagles, (ITA)	
14	BALOSSETTI Bruno	D	M	14 JUN 1973	Armata Brancaleone, (ITA)	
15	ARAUDO Gabriele	GK	M	5 AUG 1974	Tori Seduti, (ITA)	
18	MACRI Andrea	D	M	26 MAY 1991	Tori Seduti, (ITA)	
25	TORELLA Francesco	F	M	29 OCT 1992	South-Tyrol Eagles, (ITA)	
26	ANTOCHI Eusebiu	F	M	22 AUG 1991	Tori Seduti, (ITA)	
27	ANDREONI Alessandro	F	M	27 FEB 1997	Armata Brancaleone, (ITA)	
62	DEPAOLI Christoph	F	M	2 DEC 1997	South-Tyrol Eagles, (ITA)	

Average Age: 36

**Total:** 12 players and 2 goalkeepers**Team Officials:**

Function	Name	Citizenship	Date of Birth
<b>Team Head Coach:</b>	BIANCHI Mirko	ITA	11 OCT 1988
<b>Team Assistant Coach:</b>	FRASCHIA Andrea	ITA	24 NOV 1995
<b>Team Equipment Manager:</b>	NAPOLI Gian Luca	ITA	18 JUL 1965
<b>Team Equipment Manager:</b>	TOPPAN Daniele	ITA	3 DEC 1962
<b>Team Doctor:</b>	PASTRONE Antonio	ITA	29 JUN 1984
<b>Team Physiotherapist:</b>	BERTAMINI Giulia	ITA	5 JUN 1988

**Note:**

\* Registration date of single players is only shown when different from Initial Registration date

**Legend:**

<b>D</b> Defence	<b>F</b> Forward	<b>GK</b> Goalkeeper	<b>M</b> Male
<b>No.</b> Jersey number	<b>Pos.</b> Position		



**Team Roster**

As of SAT 27 MAY 2023

Initial Registration 27 MAY 2023

**KOR - Korea**

No.	Name	Pos.	Gender	Date of Birth	Club	Registration*
1	LEE Jun Yong	D	M	28 JAN 1992	Incheon Baro Hospital, (KOR)	
3	RYU Jee Hyun	F	M	30 JUL 1986	Gangwon Provincial Office, (KOR)	
5	YANG Gab-Gyu	F	M	3 MAR 1967	Seoul, (KOR)	
7	SHIN Kyoung Moon	F	M	4 DEC 1973	Korea, (KOR)	
11	SONG Yeha	F	M	15 FEB 2001	Gangwon Provincial Office, (KOR)	
12	KIM Young Sung	D	M	1 MAY 1983	Gangwon Provincial Office, (KOR)	
13	YU Inchul	D	M	2 JUL 1987	Incheon Baro Hospital, (KOR)	
14	JUNG Seung Hwan	F	M	9 JAN 1986	Gangwon Provincial Office, (KOR)	
20	JANG Dong Shin	D	M	10 JAN 1976	Gangwon Provincial Office, (KOR)	
22	KIM Sunghun	F	M	10 FEB 1977	Gyeonggi, (KOR)	
24	KIM Inkyum	F	M	12 MAR 1982	Goyang Ice Warriors, (KOR)	
27	CHO Byeong Seok	F	M	6 JUN 1985	Gangwon Provincial Office, (KOR)	
39	CHOI Hyuk Jun	GK	M	12 JUL 1972	Seoul, (KOR)	
55	JANG Jong Ho	F	M	29 MAR 1984	Gangwon Provincial Office, (KOR)	
82	BONG Daehan	GK	M	5 APR 1994	Korea, (KOR)	

Average Age: 40

**Total:** 13 players and 2 goalkeepers**Team Officials:**

Function	Name	Citizenship	Date of Birth
<b>Team Head Coach:</b>	KIM Tae Ho	KOR	18 APR 1983
<b>Team Assistant Coach:</b>	KIM Jumin	KOR	24 OCT 1998
<b>Team General Manager:</b>	CHUNG Daeun	KOR	22 APR 1999
<b>Team Equipment Manager:</b>	CHOI Young Chul	KOR	29 MAY 1971
<b>Team Physiotherapist:</b>	CHO Huihyeon	KOR	30 APR 1998
<b>Team Physiotherapist:</b>	LEE Yeonhwa	KOR	1 JUL 2000

**Note:**

\* Registration date of single players is only shown when different from Initial Registration date

**Legend:**

<b>D</b> Defence	<b>F</b> Forward	<b>GK</b> Goalkeeper	<b>M</b> Male
<b>No.</b> Jersey number	<b>Pos.</b> Position		

**Team Roster**

As of SAT 27 MAY 2023

Initial Registration 27 MAY 2023

**NOR - Norway**

No.	Name	Pos.	Gender	Date of Birth	Club	Registration*
1	SUNDT Andreas	GK	M	10 AUG 2002	VIF Para Ice Hockey, (NOR)	
6	KIRSTISTUEN Emil	F	M	12 APR 1993	VIF Para Ice Hockey, (NOR)	
9	VAERNES Morten	D	M	6 DEC 1981	VIF Para Ice Hockey, (NOR)	
16	NORDSTOGA Knut Andre	D	M	18 FEB 1983	VIF Para Ice Hockey, (NOR)	
17	SOLBERG Loyd Remi	F	M	25 JUL 1987	Idrettslaget Kraakene, (NOR)	
20	HAMRE Martin	F	M	14 OCT 1988	VIF Para Ice Hockey, (NOR)	
22	BAKKE Audun	F	M	5 NOV 1988	VIF Para Ice Hockey, (NOR)	
23	KLAKEGG Jan Roger	D	M	7 APR 1984	Bergen Kjelkehockey, (NOR)	
26	KRONBERG Viktor	F	M	3 APR 2003	VIF Para Ice Hockey, (NOR)	
39	GROENLIE Johan	GK	M	12 MAR 1996	VIF Para Ice Hockey, (NOR)	
69	OEVERLI Fabian Cruickshank	D	M	11 NOV 2003	VIF Para Ice Hockey, (NOR)	
71	OISETH Ola	F	M	7 JAN 1999	Idrettslaget Kraakene, (NOR)	
91	LYNGROTH Alexander	F	M	5 SEP 2003	VIF Para Ice Hockey, (NOR)	

Average Age: 29

**Total:** 11 players and 2 goalkeepers**Team Officials:**

Function	Name	Citizenship	Date of Birth
<b>Team Head Coach:</b>	BABEY Kenneth	CAN	24 OCT 1954
<b>Team Assistant Coach:</b>	DAHLSTROM Ole Eskild	NOR	4 MAR 1970
<b>Team General Manager:</b>	HEGDE Espen	NOR	5 FEB 1986
<b>Team Equipment Manager:</b>	HANSEN Kjetil	NOR	1 DEC 1967
<b>Team Equipment Manager:</b>	SUNDSTOEL Ole	NOR	14 JUN 1975
<b>Team Physiotherapist:</b>	BJOERGO Eivind Benjamin Jr	NOR	29 JUL 1993

**Note:**

\* Registration date of single players is only shown when different from Initial Registration date

**Legend:**

<b>D</b> Defence	<b>F</b> Forward	<b>GK</b> Goalkeeper	<b>M</b> Male
<b>No.</b> Jersey number	<b>Pos.</b> Position		

**Team Roster**

As of SAT 27 MAY 2023

Initial Registration 27 MAY 2023

**USA - United States**

No.	Name	Pos.	Gender	Date of Birth	Club	Registration *
3	ADAM Brandon	F	M	19 AUG 1985	Colorado Avalanche, (USA)	
4	ROYBAL Brody	F	M	24 MAY 1998	Nashville Sled Preds, (USA)	
8	WALLACE Jack	D	M	24 JUN 1998	New Jersey Freeze, (USA)	
9	DODSON Travis	F	M	14 OCT 1985	Nashville Sled Preds, (USA)	
10	BOLTON Brett	F	M	8 APR 2006	Space Coast Blast, (USA)	
14	MUSSELMAN Benjamin	F	M	3 MAR 2001	Ohio United, (USA)	
16	FARMER Declan	F	M	5 NOV 1997	Tampa Bay Lightning, (USA)	
17	DOUGLAS Christopher	D	M	17 MAY 1990	Florida Bandits, (USA)	
18	NICHOLS Evan	F	M	29 JUL 2004	Pittsburgh Mighty Penguins, (USA)	
19	JONES Malik	F	M	6 DEC 2002	Colorado Avalanche, (USA)	
22	GROVE Noah	F	M	1 MAY 1999	Boston Bruins, (USA)	
24	MISIEWICZ Joshua	F	M	25 JUN 1988	Chicago Blackhawks, (USA)	
27	PAULS Josh	D	M	31 DEC 1992	DASA Saint Louis Blues, (USA)	
29	LAMARRE Griffin	GK	M	10 NOV 1996	Northeast Passage Wildcats, (USA)	
32	LEE Jen	GK	M	26 JUL 1986	San Antonio Rampage, (USA)	
37	EUSTACE David	D	M	3 MAY 1999	Northeast Passage Wildcats, (USA)	
88	McKEE Kevin	F	M	11 FEB 1990	Chicago Blackhawks, (USA)	

Average Age:

27

**Total:** 15 players and 2 goalkeepers**Team Officials:**

Function	Name	Citizenship	Date of Birth
<b>Team Head Coach:</b>	HOFF David	USA	22 OCT 1967
<b>Team Assistant Coach:</b>	GORDER Corey	USA	22 FEB 1979
<b>Team General Manager:</b>	BRENNAN Dan	USA	14 AUG 1963
<b>Team Equipment Manager:</b>	VISSNER Jake	USA	16 MAY 1987
<b>Team Doctor:</b>	UIHLEIN Mike	USA	12 NOV 1969
<b>Team Physiotherapist:</b>	CORTESE Mike	USA	7 AUG 1972

**Note:**

\* Registration date of single players is only shown when different from Initial Registration date

**Legend:**

<b>D</b> Defence	<b>F</b> Forward	<b>GK</b> Goalkeeper	<b>M</b> Male
<b>No.</b> Jersey number	<b>Pos.</b> Position		



## Tournament Progress

As of THU 1 JUN 2023

## Group A

Rank	Team	GP	W	OTW	OTL	L	GDF	GF:GA	PTS
1	USA	3	3	0	0	0	+18	19 : 1	9
2	CAN	3	2	0	0	1	+12	17 : 5	6
3	CZE	3	1	0	0	2	-4	5 : 9	3
4	KOR	3	0	0	0	3	-26	1 : 27	0

## Group B

Rank	Team	GP	W	OTW	OTL	L	GDF	GF:GA	PTS
1	CHN	3	3	0	0	0	+20	22 : 2	9
2	ITA	3	1	1	0	1	-6	5 : 11	5
3	GER	3	1	0	1	1	-6	5 : 11	4
4	NOR	3	0	0	0	3	-8	5 : 13	0

Game	Group	Date	Time	Teams	Results	1	2	3	OT	PSS	Venue
1	A	SUN 28 MAY	11:00 GMT-6	KOR - CZE	0 - 3	0 - 0	0 - 2	0 - 1			Moose Jaw Events Centre
2	B	SUN 28 MAY	15:00 GMT-6	CHN - ITA	10 - 1	2 - 0	3 - 1	5 - 0			Moose Jaw Events Centre
3	B	SUN 28 MAY	19:00 GMT-6	NOR - GER	3 - 5	1 - 1	0 - 2	2 - 2			Moose Jaw Events Centre
4	A	MON 29 MAY	11:00 GMT-6	CZE - USA	1 - 7	0 - 3	1 - 2	0 - 2			Moose Jaw Events Centre
5	B	MON 29 MAY	15:00 GMT-6	NOR - CHN	1 - 5	0 - 1	0 - 1	1 - 3			Moose Jaw Events Centre
6	A	MON 29 MAY	19:00 GMT-6	CAN - KOR	15 - 1	7 - 0	4 - 0	4 - 1			Moose Jaw Events Centre
7	B	TUE 30 MAY	11:00 GMT-6	GER - ITA	0 - 1	0 - 0	0 - 0	0 - 0	0 - 0	0 - 1	Moose Jaw Events Centre
8	A	TUE 30 MAY	15:00 GMT-6	USA - KOR	9 - 0	5 - 0	4 - 0	0 - 0			Moose Jaw Events Centre
9	A	TUE 30 MAY	19:00 GMT-6	CAN - CZE	2 - 1	1 - 0	1 - 1	0 - 0			Moose Jaw Events Centre
10	B	WED 31 MAY	11:00 GMT-6	CHN - GER	7 - 0	3 - 0	2 - 0	2 - 0			Moose Jaw Events Centre
11	B	WED 31 MAY	15:00 GMT-6	ITA - NOR	3 - 1	1 - 0	0 - 0	2 - 1			Moose Jaw Events Centre
12	A	WED 31 MAY	19:00 GMT-6	USA - CAN	3 - 0	0 - 0	1 - 0	2 - 0			Moose Jaw Events Centre

## Note:

Rank within each group is based on points. For tie-break rules see 'Competition Format and Rules'.

## Legend:

<b>1</b>	1st period	<b>2</b>	2nd period	<b>3</b>	3rd period	<b>GA</b>	Goals against	<b>GDF</b>	Goal difference
<b>GF</b>	Goals for	<b>GP</b>	Games played	<b>PSS</b>	Penalty-Shot Shootout	<b>L</b>	Losses	<b>OT</b>	Overtime
<b>OTL</b>	Overtime loss	<b>OTW</b>	Overtime win	<b>PTS</b>	Points	<b>W</b>	Wins		



SUN 28 MAY 2023

Start Time 11:00

Preliminary Round - Group A, Game 1



## Game Roster

## KOR - CZE

## Referee

ESPOSITO Bobby (USA)

## Linesmen

DAUPHINEE Dylan (CAN) , LUNDEN Andreas (SWE)

## Goalkeepers

Team: KOR

No.	Name	Gen	GP	MIP	GA	SVS	SOG	SVS%	GAA
39	CHOI Hyuk Jun	M	0	00:00	0	0	0	0.00	0.00
82	BONG Daehan	M	0	00:00	0	0	0	0.00	0.00

## Team Roster

Team: KOR (Blue)

No.	Pos.	Name	Gen	GP	G	A	PTS	PIM	+/-
1	D	LEE Jun Yong	M	0	0	0	0	0	0
3	F	RYU Jee Hyun	M	0	0	0	0	0	0
5	F	YANG Gab-Gyu	M	0	0	0	0	0	0
7	F	SHIN Kyoung Moon	M	0	0	0	0	0	0
11	F	SONG Yeha	M	0	0	0	0	0	0
12	D	KIM Young Sung	M	0	0	0	0	0	0
13	D	YU Inchul	M	0	0	0	0	0	0
14	F	JUNG Seung Hwan	M	0	0	0	0	0	0
20	D	JANG Dong Shin	M	0	0	0	0	0	0
22	F	KIM Sunghun	M	0	0	0	0	0	0
24	F	KIM Inkyum	M	0	0	0	0	0	0
27	F	CHO Byeong Seok	M	0	0	0	0	0	0
39	GK	CHOI Hyuk Jun	M	0	0	0	0	0	0
55	F	JANG Jong Ho	M	0	0	0	0	0	0
82	GK	BONG Daehan	M	0	0	0	0	0	0

Head Coach: KIM Tae Ho

Team: CZE

No.	Name	Gen	GP	MIP	GA	SVS	SOG	SVS%	GAA
1	KUDELA Martin	M	0	00:00	0	0	0	0.00	0.00
6	VAPENKA Michal	M	0	00:00	0	0	0	0.00	0.00

Team: CZE (White)

No.	Pos.	Name	Gen	GP	G	A	PTS	PIM	+/-
1	GK	KUDELA Martin	M	0	0	0	0	0	0
2	D	BOCEK Petr	M	0	0	0	0	0	0
6	GK	VAPENKA Michal	M	0	0	0	0	0	0
11	D	WAGNER Karel	M	0	0	0	0	0	0
12	F	ZIZLAVSKY Martin	M	0	0	0	0	0	0
15	D	ZELINKA Radek	M	0	0	0	0	0	0
18	F	NOVOTNY Miroslav	M	0	0	0	0	0	0
19	F	OHAR Alex	M	0	0	0	0	0	0
27	F	VRUBEL David	M	0	0	0	0	0	0
29	D	KUBES Pavel	M	0	0	0	0	0	0
33	F	HECKO Vaclav	M	0	0	0	0	0	0
55	F	VESELY Filip	M	0	0	0	0	0	0
67	D	DOLEZAL Pavel	M	0	0	0	0	0	0
74	F	GEIER Michal	M	0	0	0	0	0	0
82	F	HABL Zdenek	M	0	0	0	0	0	0
92	F	SEDLACEK Patrik	M	0	0	0	0	0	0

Head Coach: NOVOTNY Jakub

## Legend:

<b>+/-</b>	Plus/minus net	<b>A</b>	Assists	<b>D</b>	Defence	<b>F</b>	Forward
<b>G</b>	Goals	<b>GA</b>	Goals against	<b>GAA</b>	Goals against as average per 45 minutes	<b>Gen</b>	Gender
<b>GK</b>	Goalkeeper	<b>GP</b>	Games played	<b>M</b>	Male	<b>MIP</b>	Minutes and seconds played
<b>No.</b>	Jersey number	<b>PIM</b>	Penalties in minutes	<b>Pos.</b>	Position	<b>PTS</b>	Points
<b>SOG</b>	Shots on goal	<b>SVS</b>	Saves	<b>SVS%</b>	Saves in percentage		



SUN 28 MAY 2023

Start Time 11:00

Preliminary Round - Group A, Game 1



## Line-ups

## KOR - CZE

## Referee

ESPOSITO Bobby (USA)

## Linesmen

DAUPHINEE Dylan (CAN) , LUNDEN Andreas (SWE)

## Goalkeepers

Team: KOR

No.	Name	Gen
39	CHOI Hyuk Jun	M
82	BONG Daehan	M

## Team Line-ups

Team: KOR (Blue)

No.	Pos.	Name	Gen
12	D	KIM Young Sung +A	M
3	F	RYU Jee Hyun +A	M
14	F	JUNG Seung Hwan	M
27	F	CHO Byeong Seok	M
55	F	JANG Jong Ho	M
1	D	LEE Jun Yong	M
13	D	YU Inchul	M
20	D	JANG Dong Shin +C	M
7	F	SHIN Kyoung Moon	M
11	F	SONG Yeha	M
5	F	YANG Gab-Gyu	M
22	F	KIM Sunghun	M
24	F	KIM Inkyum	M

Head Coach: KIM Tae Ho

Team: CZE

No.	Name	Gen
1	KUDELA Martin	M
6	VAPENKA Michal	M

Team: CZE (White)

No.	Pos.	Name	Gen
29	D	KUBES Pavel	M
67	D	DOLEZAL Pavel	M
33	F	HECKO Vaclav +A	M
74	F	GEIER Michal	M
92	F	SEDLACEK Patrik	M
15	D	ZELINKA Radek +C	M
18	F	NOVOTNY Miroslav +A	M
19	F	OHAR Alex	M
55	F	VESELY Filip	M
82	F	HABL Zdenek	M
11	D	WAGNER Karel	M
12	F	ZIZLAVSKY Martin	M

Head Coach: NOVOTNY Jakub

## NOT DRESSED:

2	D	BOCEK Petr	M
27	F	VRUBEL David	M

## Legend:

<b>+A</b>	Assistant Captain	<b>+C</b>	Captain	<b>D</b>	Defence	<b>F</b>	Forward
<b>Gen</b>	Gender	<b>M</b>	Male	<b>No.</b>	Jersey number	<b>Pos.</b>	Position



SUN 28 MAY 2023

Start Time 11:00  
End Time 12:56

Preliminary Round - Group A, Game 1



## Game Summary

KOR - CZE 0 - 3 (0 - 0 , 0 - 2 , 0 - 1)

Spectators	Referee	Linesmen
	ESPOSITO Bobby (USA)	DAUPHINEE Dylan (CAN) , LUNDEN Andreas (SWE)

## Team Statistics

Period	Score	SVS	SOG	PIM	TPP	PPG	SHG
1	0 : 0	7 : 4	4 : 7	2 : 2	02:00 : 02:00	0 : 0	0 : 0
2	0 : 2	12 : 2	2 : 14	6 : 6	01:25 : 02:17	0 : 1	0 : 0
3	0 : 1	14 : 0	0 : 15	0 : 2	03:51 : 00:00	0 : 0	0 : 0
<b>Total</b>	<b>0 : 3</b>	<b>33 : 6</b>	<b>6 : 36</b>	<b>8 : 10</b>	<b>07:16 : 04:17</b>	<b>0 : 1</b>	<b>0 : 0</b>

## 1st Period

Action	Time	ET/Res	Team	Type	No.	Name	(G) Name of Assistant(s) / Action Description
GK	00:00		CZE		1	KUDELA M	- Goalkeeper in
GK	00:00		KOR		39	CHOI HJ	- Goalkeeper in
Penalty	00:30	02:30	KOR	2 min.	12	KIM YS	- Interference
Penalty	12:43	14:43	CZE	2 min.	18	NOVOTNY M	- Roughing

## 2nd Period

Action	Time	ET/Res	Team	Type	No.	Name	(G) Name of Assistant(s) / Action Description
Penalty	16:19	18:19	KOR	2 min.	14	JUNG SH	- Teeing
Penalty	19:51	21:51	CZE	2 min.	92	SEDLACEK P	- Roughing
Penalty	19:51	21:51	KOR	2 min.	20	JANG DS	- Teeing
Penalty	22:35	24:35	CZE	2 min.	33	HECKO V	- Roughing
Penalty	23:51	24:52	KOR	2 min.	12	KIM YS	- Delaying the Game
<b>Goal</b>	<b>24:52</b>	<b>0 : 1</b>	<b>CZE</b>	<b>PP1</b>	<b>92</b>	<b>SEDLACEK P</b>	(1) 74 GEIER M On Ice KOR 39 1 11 13 20 CZE 1 33 67 74 82 92 *
<b>Goal</b>	<b>26:02</b>	<b>0 : 2</b>	<b>CZE</b>	<b>EQ</b>	<b>33</b>	<b>HECKO V</b>	(1) On Ice KOR 39 3 12 14 27 55 CZE 1 29 33 67 74 92
Penalty	29:51	31:51	CZE	2 min.	18	NOVOTNY M	- Interference

## 3rd Period

Action	Time	ET/Res	Team	Type	No.	Name	(G) Name of Assistant(s) / Action Description
Penalty	33:37	35:37	CZE	2 min.	74	GEIER M	- Slashing
GK	42:16		KOR		82	BONG D	- Goalkeeper in
<b>Goal</b>	<b>42:16</b>	<b>0 : 3</b>	<b>CZE</b>	<b>EQ</b>	<b>74</b>	<b>GEIER M</b>	(1) 92 SEDLACEK P On Ice KOR 39 11 12 20 27 55 CZE 1 15 29 33 74 92
Time-out	42:16		KOR				
GK	45:00		KOR				82 BONG D - Goalkeeper out
GK	45:00		CZE				1 KUDELA M - Goalkeeper out

## Goalkeeper Records

Team : KOR - Korea

No.	Name	SOG	SVS	MIP
39	CHOI Hyuk Jun	35	32	42:16
82	BONG Daehan	1	1	02:44

Team : CZE - Czechia

No.	Name	SOG	SVS	MIP
1	KUDELA Martin	6	6	45:00
6	VAPENKA Michal			

## Game Statistics

Team : KOR (Blue)

Head Coach : KIM Tae Ho

No.	Pos.	Name	Gen	G	A	PTS	PIM	Shots on Goal				+/-
								1	2	3	TS	
3	F	RYU Jee Hyun +A	M	0	0	0	0	0	0	0	0	-1
12	D	KIM Young Sung +A	M	0	0	0	4	1	0	0	1	-2
14	F	JUNG Seung Hwan	M	0	0	0	2	0	0	0	0	-1
27	F	CHO Byeong Seok	M	0	0	0	0	0	0	0	0	-2
55	F	JANG Jong Ho	M	0	0	0	0	1	1	0	2	-2
1	D	LEE Jun Yong	M	0	0	0	0	0	0	0	0	0
7	F	SHIN Kyoung Moon	M	0	0	0	0	1	1	0	2	0



SUN 28 MAY 2023

Start Time 11:00  
End Time 12:56

Preliminary Round - Group A, Game 1



Head Coach : KIM Tae Ho								Shots on Goal				
No.	Pos.	Name	Gen	G	A	PTS	PIM	1	2	3	TS	+/-
11	F	SONG Yeha	M	0	0	0	0	0	0	0	0	-1
13	D	YU Inchul	M	0	0	0	0	1	0	0	1	0
20	D	JANG Dong Shin +C	M	0	0	0	2	0	0	0	0	-1
5	F	YANG Gab-Gyu	M	0	0	0	0	0	0	0	0	0
22	F	KIM Sunghun	M	0	0	0	0	0	0	0	0	0
24	F	KIM Inkyum	M	0	0	0	0	0	0	0	0	0
39	GK	CHOI Hyuk Jun (BP)	M	0	0	0	0	0	0	0	0	0
82	GK	BONG Daehan	M	0	0	0	0	0	0	0	0	0
<b>Total</b>				<b>0</b>	<b>0</b>	<b>0</b>	<b>8</b>	<b>4</b>	<b>2</b>	<b>0</b>	<b>6</b>	

Team : CZE (White)												
Head Coach : NOVOTNY Jakub								Shots on Goal				
No.	Pos.	Name	Gen	G	A	PTS	PIM	1	2	3	TS	+/-
29	D	KUBES Pavel	M	0	0	0	0	1	2	2	5	+2
33	F	HECKO Vaclav +A	M	1	0	1	2	0	2	1	3	+2
67	D	DOLEZAL Pavel	M	0	0	0	0	1	0	0	1	+1
74	F	GEIER Michal	M	1	1	2	2	2	2	2	6	+2
92	F	SEDLACEK Patrik	M	1	1	2	2	0	2	2	4	+2
15	D	ZELINKA Radek +C	M	0	0	0	0	0	2	4	6	+1
18	F	NOVOTNY Miroslav +A	M	0	0	0	4	0	0	0	0	0
19	F	OHAR Alex	M	0	0	0	0	0	2	1	3	0
55	F	VESELY Filip	M	0	0	0	0	2	1	1	4	0
82	F	HABL Zdenek	M	0	0	0	0	1	1	2	4	0
11	D	WAGNER Karel	M	0	0	0	0	0	0	0	0	0
12	F	ZIZLAVSKY Martin	M	0	0	0	0	0	0	0	0	0
1	GK	KUDELA Martin (BP)	M	0	0	0	0	0	0	0	0	0
6	GK	VAPENKA Michal	M	0	0	0	0	0	0	0	0	0
<b>Total</b>				<b>3</b>	<b>2</b>	<b>5</b>	<b>10</b>	<b>7</b>	<b>14</b>	<b>15</b>	<b>36</b>	

Legend:							
<b>(G)</b>	Goals in tournament	*	does not count for Plus/minus	<b>+/-</b>	Plus/minus net	<b>+A</b>	Assistant Captain
<b>+C</b>	Captain	<b>A</b>	Assists	<b>D</b>	Defence	<b>EQ</b>	Equal strength
<b>ET/Res</b>	Penalty end time/Result of game	<b>F</b>	Forward	<b>G</b>	Goals	<b>Gen</b>	Gender
<b>GK</b>	Goalkeeper	<b>M</b>	Male	<b>MIP</b>	Minutes in play (GK)	<b>No.</b>	Jersey number
<b>PIM</b>	Penalties in minutes	<b>Pos.</b>	Position	<b>PP1</b>	Power play - 1 player	<b>PPG</b>	Power play goals
<b>PTS</b>	Points	<b>SHG</b>	Shorthanded goals	<b>SOG</b>	Shots on goal	<b>SVS</b>	Saves
<b>TTP</b>	Time on power play	<b>TS</b>	Total shots				





### Shot Chart KOR - CZE

Shots by KOR  
Goals (o): 0  
SSP (<): 0  
SSG (+): 4  
SPG (-): 0




GK 1 of CZE



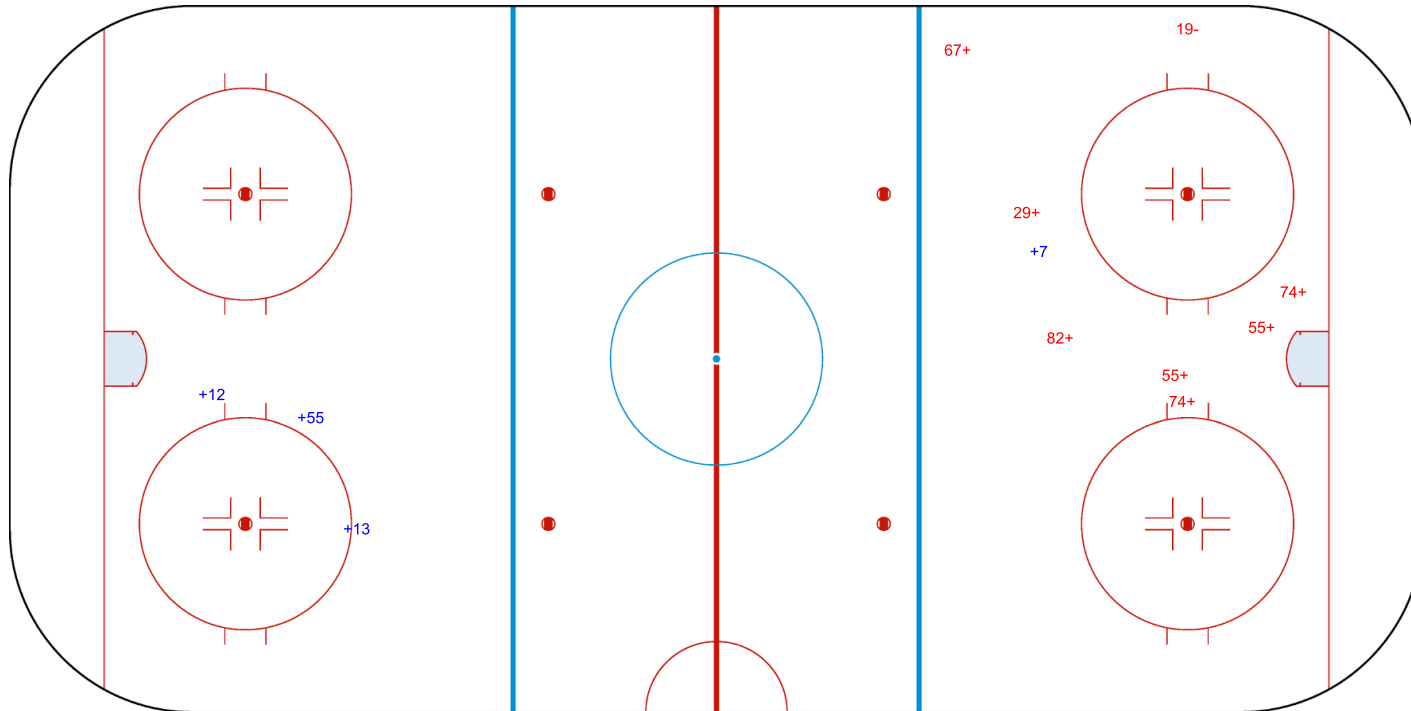
Period: 1



Shots by CZE  
Goals (o): 0  
SSP (>): 0  
SSG (+): 7  
SPG (-): 1



GK 39 of KOR






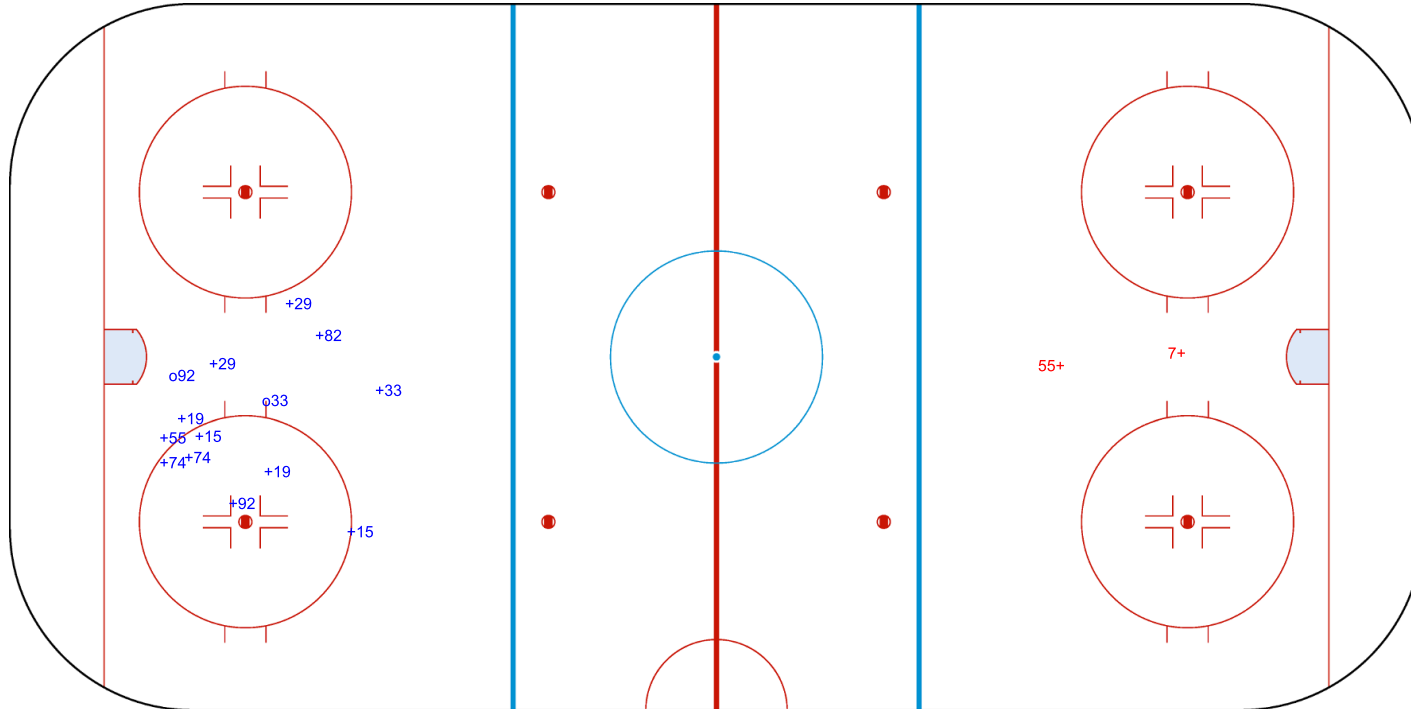
Shots by CZE  
Goals (o): 2    SSG (+): 12  
SSP (<): 0    SPG (-): 0

**KOR**    **Period: 2**    **CZE**

Shots by KOR  
Goals (o): 0    SSG (+): 2  
SSP (>): 0    SPG (-): 0



GK 39 of KOR



GK 1 of CZE



Shots by KOR

Goals (o): 0    SSG (+): 0  
SSP (<): 0    SPG (-): 0



GK 1 of CZE




Period: 3




Shots by CZE

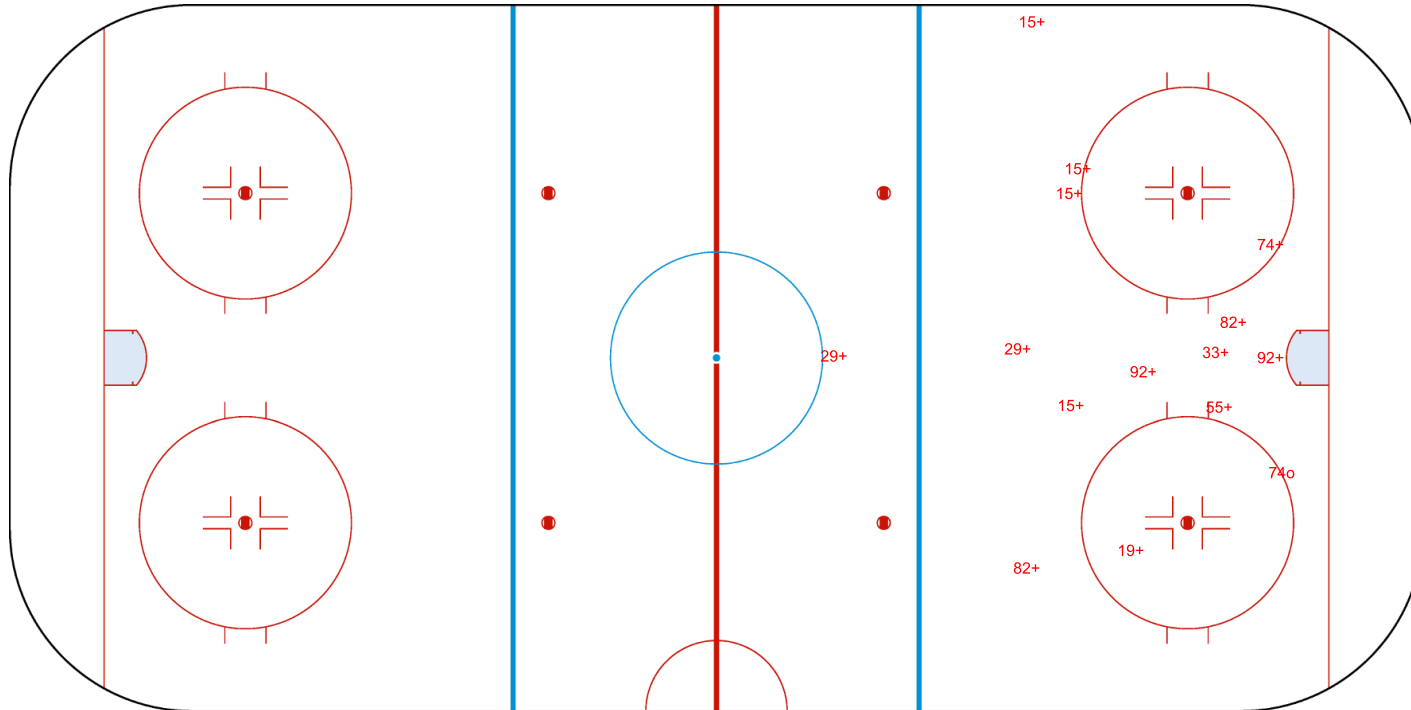
Goals (o): 1    SSG (+): 14  
SSP (>): 0    SPG (-): 0



GK 39 of KOR



GK 82 of KOR



<b>Legend:</b>					
<b>GK</b>	Goalkeeper	<b>SPG</b>	Shots past goal	<b>SSG</b>	Shots saved by goalkeeper
				<b>SSP</b>	Shots saved by player



**Face-off Chart**  
**KOR - CZE**

**PERIOD 1**

	KOR		CZE		KOR		CZE		KOR		CZE		Total wins all zones
	Def. zone	Att. zone	Neutral zone	Neutral zone	Att. zone	Def. zone	Att. zone	Def. zone	Att. zone	Def. zone	KOR	CZE	
	+ 55	- 92	+ 55	- 92	- 55	+ 92							
	- 1	+ 19	+ 55	- 19	+ 55	- 33							
	- 55	+ 92	+ 1	- 92	+ 1	- 19							
	+ 55	- 92	+ 1	- 19	+ 1	- 19							
	+ 1	- 19											
	+ 55	- 92											
Total wins / period	4 / 67%	2 / 33%	4 / 100%	0 / 0%	3 / 75%	1 / 25%	11 / 79%	3 / 21%					

**PERIOD 2**

	KOR		CZE		KOR		CZE		KOR		CZE		Total wins all zones
	Def. zone	Att. zone	Neutral zone	Neutral zone	Att. zone	Def. zone	Att. zone	Def. zone	Att. zone	Def. zone	KOR	CZE	
	- 1	+ 92	+ 55	- 92	+ 55	- 82							
	- 1	+ 92	- 55	+ 19	+ 55	- 82							
	- 55	+ 33	+ 55	- 19									
	+ 55	- 33	- 55	+ 92									
	- 1	+ 82	- 1	+ 19									
	+ 1	- 74											
	+ 55	- 92											
	- 1	+ 92											
	- 55	+ 92											
	+ 55	- 92											
Total wins / period	4 / 40%	6 / 60%	2 / 40%	3 / 60%	2 / 100%	0 / 0%	8 / 47%	9 / 53%					

**PERIOD 3**

	KOR		CZE		KOR		CZE		KOR		CZE		Total wins all zones
	Def. zone	Att. zone	Neutral zone	Neutral zone	Att. zone	Def. zone	Att. zone	Def. zone	Att. zone	Def. zone	KOR	CZE	
	+ 27	- 19	- 27	+ 33	- 55	+ 19							
	- 55	+ 92	+ 55	- 19	+ 55	- 92							
	- 3	+ 19	- 14	+ 19	+ 24	- 19							
	- 3	+ 92			- 55	+ 92							
	- 55	+ 92			- 24	+ 92							
	+ 55	- 19											
	+ 55	- 19											
	- 55	+ 92											
	+ 24	- 19											
	- 55	+ 92											
	+ 55	- 92											
Total wins / period	5 / 45%	6 / 55%	1 / 33%	2 / 67%	2 / 40%	3 / 60%	8 / 42%	11 / 58%					

**TOTAL**



Total wins / game	KOR	CZE	Neutral zone		KOR	CZE	Total wins all zones	
	Def. zone	Att. zone			Att. zone	Def. zone	KOR	CZE
	13 / 48%	14 / 52%	7 / 58%	5 / 42%	7 / 64%	4 / 36%	27 / 54%	23 / 46%

HEAD TO HEAD

	No.	CZE					Tot	wins KOR	Dz	Nz	Az
		19	33	74	82	92					
KOR	1	4 - 2		1 - 0	0 - 1	1 - 3	12	6 50%	2 29%	2 67%	2 100%
	3	0 - 1				0 - 1	2	0 0%	0 0%		
	14	0 - 1					1	0 0%		0 0%	
	24	2 - 0				0 - 1	3	2 67%	1 100%		1 50%
	27	1 - 0	0 - 1				2	1 50%	1 100%	0 0%	
	55	5 - 2	2 - 1		2 - 0	9 - 9	30	18 60%	9 56%	5 71%	4 57%
	<b>Tot</b>	18	4	1	3	24	50	27 54%	13 48%	7 58%	7 64%
<b>wins CZE</b>	6 33%	2 50%	0 0%	1 33%	14 58%	23 46%					
<b>Dz</b>	1 25%	0 0%		0 0%	3 75%	4 36%					
<b>Nz</b>	3 43%	1 100%			1 25%	5 42%					
<b>Az</b>	2 29%	1 50%	0 0%	1 100%	10 63%	14 52%					

<b>Legend:</b>	<b>Az</b> Attacking zone	<b>Dz</b> Defending zone	<b>No.</b> Jersey number	<b>Nz</b> Neutral zone	<b>Tot.</b> Total face-offs played
----------------	--------------------------	--------------------------	--------------------------	------------------------	------------------------------------



SUN 28 MAY 2023

Start Time 15:00

Preliminary Round - Group B, Game 2



## Game Roster

REVISED

28 MAY 21:38

## CHN - ITA

## Referee

RAPAK Martin (CZE)

## Linesmen

HUS Igor (SVK) , RUNDSTROM Tony (SWE)

## Goalkeepers

Team: CHN

No.	Name	Gen	GP	MIP	GA	SVS	SOG	SVS%	GAA
1	WANG Wei	M	0	00:00	0	0	0	0.00	0.00
20	JI Yan Zhao	M	0	00:00	0	0	0	0.00	0.00

## Team Roster

Team: CHN (Red)

No.	Pos.	Name	Gen	GP	G	A	PTS	PIM	+/-
1	GK	WANG Wei	M	0	0	0	0	0	
3	D	LYU Zhi	M	0	0	0	0	0	0
5	D	BAI Xue Song	M	0	0	0	0	0	0
7	D	XU Jin Qiang	M	0	0	0	0	0	0
8	F	WANG Zhi Dong	M	0	0	0	0	0	0
12	D	CHE Hang	M	0	0	0	0	0	0
15	F	SONG Xiao Dong	M	0	0	0	0	0	0
17	F	SHEN Yi Feng	M	0	0	0	0	0	0
18	F	WANG Ju Jiang	M	0	0	0	0	0	0
19	F	ZHANG Zheng	M	0	0	0	0	0	0
20	GK	JI Yan Zhao	M	0	0	0	0	0	
22	D	HU Guang Jian	M	0	0	0	0	0	0
23	F	CUI Yu Tao	M	0	0	0	0	0	0
24	D	ZHU Zhan Fu	M	0	0	0	0	0	0
28	F	TIAN Jin Tao	M	0	0	0	0	0	0
30	F	QIU Dian Peng	M	0	0	0	0	0	0
32	F	LI Hong Guan	M	0	0	0	0	0	0

Head Coach: YIN Jiwu

Team: ITA

No.	Name	Gen	GP	MIP	GA	SVS	SOG	SVS%	GAA
1	STILLITANO Santino	M	0	00:00	0	0	0	0.00	0.00
15	ARAUDO Gabriele	M	0	00:00	0	0	0	0.00	0.00

Team: ITA (White)

No.	Pos.	Name	Gen	GP	G	A	PTS	PIM	+/-
1	GK	STILLITANO Santino	M	0	0	0	0	0	
2	D	ENDERLE Alex	M	0	0	0	0	0	0
4	F	REMOTTI MARNINI Matteo	M	0	0	0	0	0	0
6	D	CAVALIERE Gian Luca	M	0	0	0	0	0	0
8	D	RADICE Roberto	M	0	0	0	0	0	0
10	F	KAFMANN Stephan	M	0	0	0	0	0	0
11	F	LARCH Nils	M	0	0	0	0	0	0
14	D	BALOSSETTI Bruno	M	0	0	0	0	0	0
15	GK	ARAUDO Gabriele	M	0	0	0	0	0	
18	D	MACRI Andrea	M	0	0	0	0	0	0
25	F	TORELLA Francesco	M	0	0	0	0	0	0
26	F	ANTOCHI Eusebiu	M	0	0	0	0	0	0
27	F	ANDREONI Alessandro	M	0	0	0	0	0	0
62	F	DEPAOLI Christoph	M	0	0	0	0	0	0

Head Coach: BIANCHI Mirko

## Legend:

+/-	Plus/minus net	A	Assists	D	Defence	F	Forward
G	Goals	GA	Goals against	GAA	Goals against as average per 45 minutes	Gen	Gender
GK	Goalkeeper	GP	Games played	M	Male	MIP	Minutes and seconds played
No.	Jersey number	PIM	Penalties in minutes	Pos.	Position	PTS	Points
SOG	Shots on goal	SVS	Saves	SVS%	Saves in percentage		

REVISED

REVISED to change Head Coach for Team China.



SUN 28 MAY 2023

Start Time 15:00

Preliminary Round - Group B, Game 2



## Line-ups

## CHN - ITA

## Referee

RAPAK Martin (CZE)

## Linesmen

HUS Igor (SVK) , RUNDSTROM Tony (SWE)

## Goalkeepers

Team: CHN

No.	Name	Gen
20	JI Yan Zhao	M
1	WANG Wei	M

## Team Line-ups

Team: CHN (Red)

No.	Pos.	Name	Gen
7	D	XU Jin Qiang +A	M
24	D	ZHU Zhan Fu	M
8	F	WANG Zhi Dong	M
23	F	CUI Yu Tao +C	M
32	F	LI Hong Guan	M
3	D	LYU Zhi	M
22	D	HU Guang Jian	M
17	F	SHEN Yi Feng	M
19	F	ZHANG Zheng	M
28	F	TIAN Jin Tao	M
5	D	BAI Xue Song +A	M
15	F	SONG Xiao Dong	M
30	F	QIU Dian Peng	M

Head Coach: YIN Jiwu

## NOT DRESSED:

12	D	CHE Hang	M
18	F	WANG Ju Jiang	M

Team: ITA

No.	Name	Gen
1	STILLITANO Santino	M
15	ARAUDO Gabriele	M

Team: ITA (White)

No.	Pos.	Name	Gen
2	D	ENDERLE Alex	M
6	D	CAVALIERE Gian Luca +C	M
10	F	KAFMANN Stephan	M
11	F	LARCH Nils	M
62	F	DEPAOLI Christoph +A	M
8	D	RADICE Roberto	M
18	D	MACRI Andrea +A	M
4	F	REMOTTI MARNINI Matteo	M
26	F	ANTOCHI Eusebiu	M
27	F	ANDREONI Alessandro	M
14	D	BALOSSETTI Bruno	M
25	F	TORELLA Francesco	M

Head Coach: BIANCHI Mirko

## Legend:

<b>+A</b>	Assistant Captain	<b>+C</b>	Captain	<b>D</b>	Defence	<b>F</b>	Forward
<b>Gen</b>	Gender	<b>M</b>	Male	<b>No.</b>	Jersey number	<b>Pos.</b>	Position



SUN 28 MAY 2023

Start Time 15:00

End Time 17:06

Preliminary Round - Group B, Game 2



## Game Summary

CHN - ITA 10 - 1 (2 - 0, 3 - 1, 5 - 0)

Spectators	Referee	Linesmen
570	RAPAK Martin (CZE)	HUS Igor (SVK) , RUNDSTROM Tony (SWE)

## Team Statistics

Period	Score	SVS	SOG	PIM	TPP	PPG	SHG
1	2 : 0	3 : 4	6 : 3	0 : 4	04:00 : 00:00	0 : 0	0 : 0
2	3 : 1	1 : 9	12 : 2	2 : 6	02:11 : 00:21	2 : 0	0 : 0
3	5 : 0	4 : 6	11 : 4	8 : 0	00:00 : 04:57	0 : 0	1 : 0
<b>Total</b>	<b>10 : 1</b>	<b>8 : 19</b>	<b>29 : 9</b>	<b>10 : 10</b>	<b>06:11 : 05:18</b>	<b>2 : 0</b>	<b>1 : 0</b>

## 1st Period

Action	Time	ET/Res	Team	Type	No.	Name	(G) Name of Assistant(s) / Action Description
GK	00:00		ITA		15	ARAUDO G	- Goalkeeper in
GK	00:00		CHN		20	JI YZ	- Goalkeeper in
<b>Goal</b>	<b>01:47</b>	<b>1 : 0</b>	<b>CHN</b>	<b>EQ</b>	<b>17</b>	<b>SHEN YF</b>	(1) 3 LYU Z On Ice CHN 3 8 17 19 22 28 ITA 15 8 18 25 26 27
<b>Goal</b>	<b>02:00</b>	<b>2 : 0</b>	<b>CHN</b>	<b>EQ</b>	<b>19</b>	<b>ZHANG Z</b>	(1) On Ice CHN 20 3 17 19 22 28 ITA 15 2 6 10 11 62
Penalty	02:32	04:32	ITA	2 min.	10	KAFMANN S	- Slashing
Penalty	05:38	07:38	ITA	2 min.	2	ENDERLE A	- Teeing

## 2nd Period

Action	Time	ET/Res	Team	Type	No.	Name	(G) Name of Assistant(s) / Action Description
<b>Goal</b>	<b>19:00</b>	<b>2 : 1</b>	<b>ITA</b>	<b>EQ</b>	<b>10</b>	<b>KAFMANN S</b>	(1) 11 LARCH N On Ice CHN 20 5 7 15 24 30 ITA 15 2 6 10 11 62
Penalty	21:11	22:47	ITA	2 min.	6	CAVALIERE GL	- Teeing
<b>Goal</b>	<b>22:47</b>	<b>3 : 1</b>	<b>CHN</b>	<b>PP1</b>	<b>7</b>	<b>XU JQ</b>	(1) 23 CUI YT On Ice CHN 20 7 17 19 23 32 ITA 15 2 11 18 62 *
GK	24:44		ITA		1	STILLITANO S	- Goalkeeper in
<b>Goal</b>	<b>24:44</b>	<b>4 : 1</b>	<b>CHN</b>	<b>EQ</b>	<b>17</b>	<b>SHEN YF</b>	(2) 23 CUI YT On Ice CHN 20 8 17 23 24 32 ITA 15 6 10 11 26 62
Penalty	25:05	27:05	CHN	2 min.	3	LYU Z	- Holding an opponent
Penalty	25:26	27:26	ITA	2 min.	10	KAFMANN S	- Teeing
Penalty	28:24	28:38	ITA	2 min.	10	KAFMANN S	- Interference
<b>Goal</b>	<b>28:38</b>	<b>5 : 1</b>	<b>CHN</b>	<b>PP1</b>	<b>8</b>	<b>WANG ZD</b>	(1) 24 ZHU ZF On Ice CHN 20 7 8 23 24 32 ITA 1 2 4 6 27 *

## 3rd Period

Action	Time	ET/Res	Team	Type	No.	Name	(G) Name of Assistant(s) / Action Description
<b>Goal</b>	<b>31:00</b>	<b>6 : 1</b>	<b>CHN</b>	<b>EQ</b>	<b>32</b>	<b>LI HG</b>	(1) 19 ZHANG Z On Ice CHN 20 7 8 19 23 32 ITA 1 2 6 10 11 62
<b>Goal</b>	<b>31:59</b>	<b>7 : 1</b>	<b>CHN</b>	<b>EQ</b>	<b>17</b>	<b>SHEN YF</b>	(3) 3 LYU Z On Ice CHN 20 3 17 19 22 28 ITA 1 4 8 18 26 27
Penalty	33:57	35:57	CHN	2 min.	5	BAI XS	- Teeing
Penalty	34:27	36:27	CHN	2 min.	22	HU GJ	- Teeing
<b>Goal</b>	<b>37:11</b>	<b>8 : 1</b>	<b>CHN</b>	<b>EQ</b>	<b>8</b>	<b>WANG ZD</b>	(2) 22 HU GJ On Ice CHN 20 3 5 8 22 23 ITA 1 2 11 18 27 62
Penalty	38:20	40:20	CHN	2 min.	7	XU JQ	- Hooking
Penalty	38:47	40:47	CHN	2 min.	32	LI HG	- Delaying the Game
<b>Goal</b>	<b>39:01</b>	<b>9 : 1</b>	<b>CHN</b>	<b>SH2</b>	<b>17</b>	<b>SHEN YF</b>	(4) 28 TIAN JT On Ice CHN 20 17 24 28 ITA 1 10 11 18 26 62
<b>Goal</b>	<b>44:24</b>	<b>10 : 1</b>	<b>CHN</b>	<b>EQ</b>	<b>17</b>	<b>SHEN YF</b>	(5) 28 TIAN JT On Ice CHN 20 8 17 24 28 32 ITA 1 6 8 26 27 62
GK	45:00		CHN				20 JI YZ - Goalkeeper out
GK	45:00		ITA				1 STILLITANO S - Goalkeeper out





SUN 28 MAY 2023

Start Time 15:00  
End Time 17:06

Preliminary Round - Group B, Game 2



## Goalkeeper Records

Team : CHN - China

Team : ITA - Italy

No.	Name	SOG	SVS	MIP
20	JI Yan Zhao	9	8	45:00
1	WANG Wei			

No.	Name	SOG	SVS	MIP
15	ARAUDO Gabriele	15	11	24:44
1	STILLITANO Santino	14	8	20:16

## Game Statistics

Team : CHN (Red)

Head Coach : YIN Jiwu

No.	Pos.	Name	Gen	G	A	PTS	PIM	Shots on Goal				+/-
								1	2	3	TS	
7	D	XU Jin Qiang +A	M	1	0	1	2	1	1	0	2	0
8	F	WANG Zhi Dong	M	2	0	2	0	0	2	3	5	+5
23	F	CUI Yu Tao +C	M	0	2	2	0	0	3	1	4	+3
24	D	ZHU Zhan Fu	M	0	1	1	0	0	0	1	1	+2
32	F	LI Hong Guan	M	1	0	1	2	0	1	1	2	+3
3	D	LYU Zhi	M	0	2	2	2	0	0	0	0	+4
17	F	SHEN Yi Feng (BP)	M	5	0	5	0	1	1	4	6	+6
19	F	ZHANG Zheng	M	1	1	2	0	2	0	0	2	+4
22	D	HU Guang Jian	M	0	1	1	2	0	1	0	1	+4
28	F	TIAN Jin Tao	M	0	2	2	0	1	2	0	3	+5
5	D	BAI Xue Song +A	M	0	0	0	2	1	1	0	2	0
15	F	SONG Xiao Dong	M	0	0	0	0	0	0	1	1	-1
30	F	QIU Dian Peng	M	0	0	0	0	0	0	0	0	-1
1	GK	WANG Wei	M	0	0	0	0	0	0	0	0	
20	GK	JI Yan Zhao	M	0	0	0	0	0	0	0	0	
<b>Total</b>				<b>10</b>	<b>9</b>	<b>19</b>	<b>10</b>	<b>6</b>	<b>12</b>	<b>11</b>	<b>29</b>	

Team : ITA (White)

Head Coach : BIANCHI Mirko

No.	Pos.	Name	Gen	G	A	PTS	PIM	Shots on Goal				+/-
								1	2	3	TS	
2	D	ENDERLE Alex	M	0	0	0	2	0	0	0	0	-2
6	D	CAVALIERE Gian Luca +C	M	0	0	0	2	0	0	0	0	-3
10	F	KAFMANN Stephan (BP)	M	1	0	1	6	1	1	1	3	-3
11	F	LARCH Nils	M	0	1	1	0	0	0	0	0	-4
62	F	DEPAOLI Christoph +A	M	0	0	0	0	0	0	2	2	-5
4	F	REMOTTI MARNINI Matteo	M	0	0	0	0	0	0	0	0	-1
8	D	RADICE Roberto	M	0	0	0	0	0	1	0	1	-3
18	D	MACRI Andrea +A	M	0	0	0	0	1	0	0	1	-4
26	F	ANTOCHI Eusebiu	M	0	0	0	0	1	0	1	2	-5
27	F	ANDREONI Alessandro	M	0	0	0	0	0	0	0	0	-4
14	D	BALOSSETTI Bruno	M	0	0	0	0	0	0	0	0	0
25	F	TORELLA Francesco	M	0	0	0	0	0	0	0	0	-1
1	GK	STILLITANO Santino	M	0	0	0	0	0	0	0	0	
15	GK	ARAUDO Gabriele	M	0	0	0	0	0	0	0	0	
<b>Total</b>				<b>1</b>	<b>1</b>	<b>2</b>	<b>10</b>	<b>3</b>	<b>2</b>	<b>4</b>	<b>9</b>	

## Legend:

<b>(G)</b> Goals in tournament	<b>*</b> does not count for Plus/minus	<b>+/-</b> Plus/minus net	<b>+A</b> Assistant Captain
<b>+C</b> Captain	<b>A</b> Assists	<b>D</b> Defence	<b>EA</b> Extra attacker
<b>EQ</b> Equal strength	<b>ET/Res</b> Penalty end time/Result of game	<b>F</b> Forward	<b>G</b> Goals
<b>Gen</b> Gender	<b>GK</b> Goalkeeper	<b>M</b> Male	<b>MIP</b> Minutes in play (GK)
<b>No.</b> Jersey number	<b>PIM</b> Penalties in minutes	<b>Pos.</b> Position	<b>PP1</b> Power play - 1 player
<b>PPG</b> Power play goals	<b>PTS</b> Points	<b>SH2</b> Shorthanded - 2 players	<b>SHG</b> Shorthanded goals
<b>SOG</b> Shots on goal	<b>SVS</b> Saves	<b>TPP</b> Time on power play	<b>TS</b> Total shots



### Shot Chart CHN - ITA

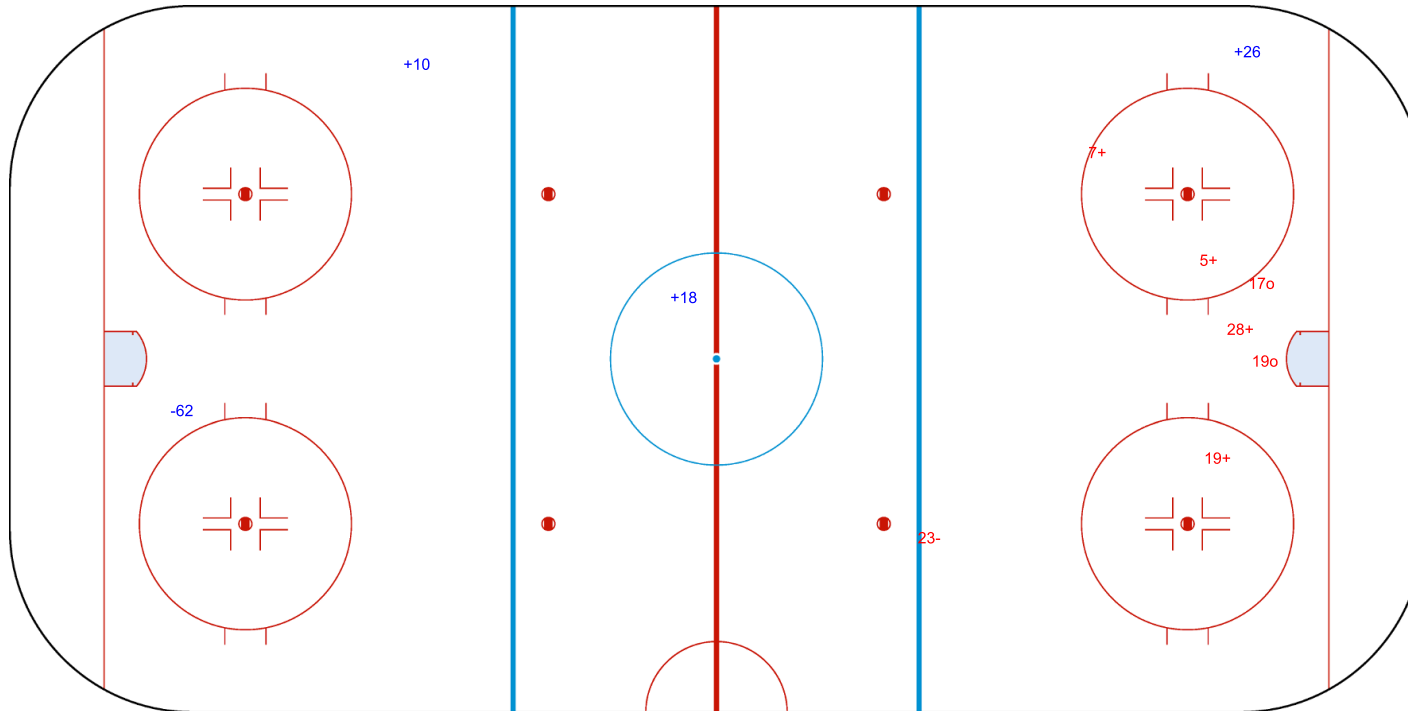
Shots by ITA  
Goals (o): 0  
SSP (<): 0  
SSG (+): 3  
SPG (-): 1




GK 20 of CHN



Period: 1



Shots by CHN  
Goals (o): 2  
SSP (>): 0  
SSG (+): 4  
SPG (-): 1



GK 15 of ITA



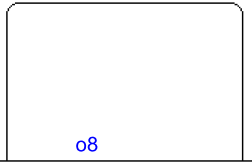
Shots by CHN

Goals (o): 3

SSG (+): 9


SSP (<): 0

SPG (-): 0



o8

GK 1 of ITA

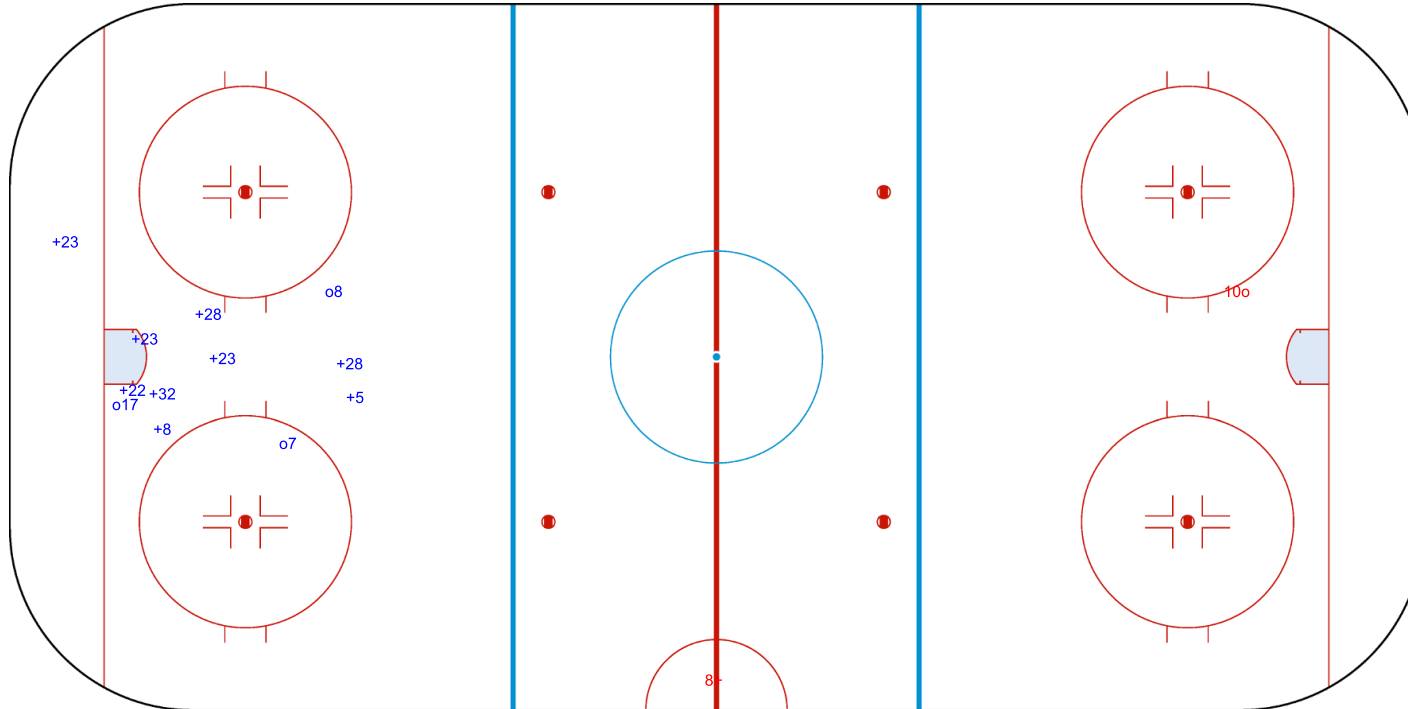


o17o7

GK 15 of ITA



Period: 2



Shots by ITA

Goals (o): 1

SSG (+): 1

SSP (>): 0

SPG (-): 0



o10

GK 20 of CHN



Shots by ITA  
Goals (o): 0  
SSP (<): 0  
SSG (+): 4  
SPG (-): 0




GK 20 of CHN



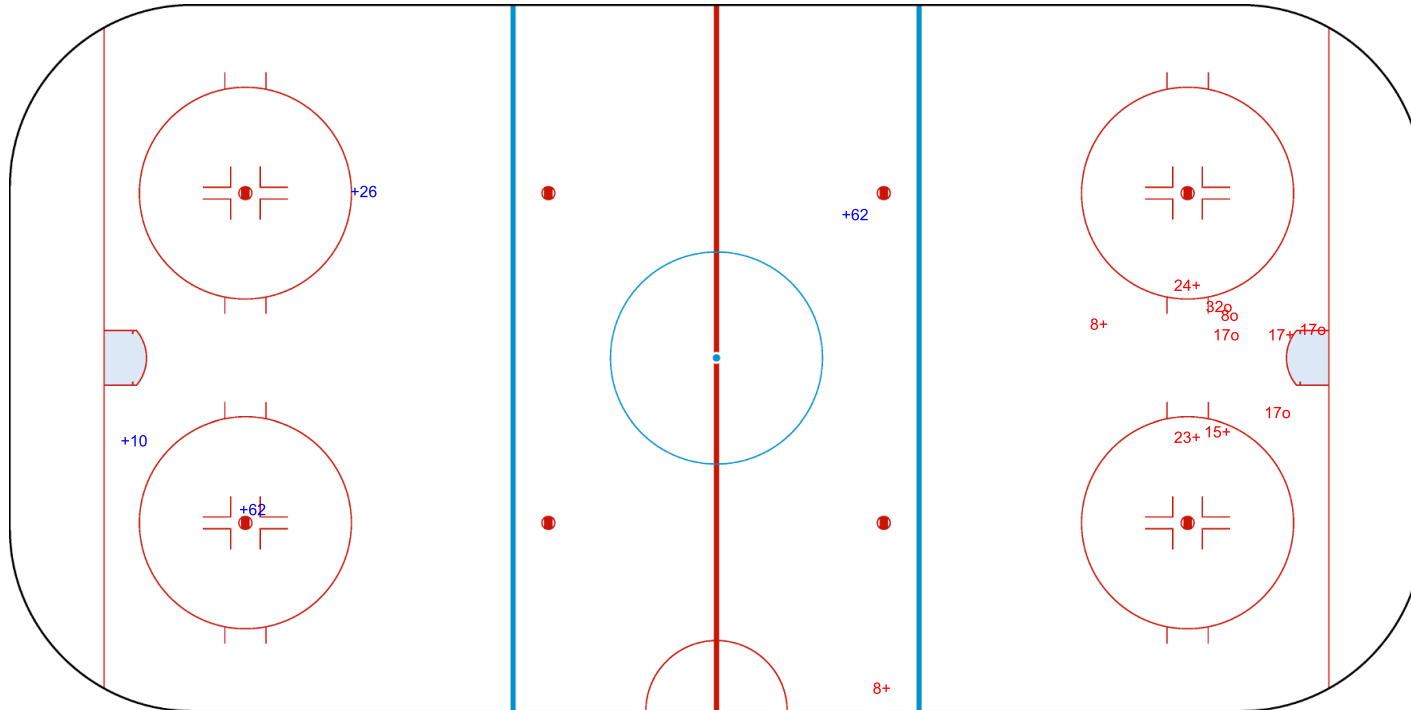
Period: 3



Shots by CHN  
Goals (o): 5  
SSP (>): 0  
SSG (+): 6  
SPG (-): 0



GK 1 of ITA



Legend:	
<b>GK</b>	Goalkeeper
<b>SPG</b>	Shots past goal
<b>SSG</b>	Shots saved by goalkeeper
<b>SSP</b>	Shots saved by player



**Face-off Chart**  
**CHN - ITA**

**PERIOD 1**

	CHN		ITA		CHN		ITA		Total wins all zones
	Def. zone	Att. zone	Neutral zone		Att. zone	Def. zone			
	+ 8	- 27	- 8	+ 11	- 5	+ 62			
	+ 8	- 27	+ 28	- 11	- 5	+ 11			
	+ 8	- 11	- 28	+ 11	+ 28	- 11			
	+ 8	- 27			- 5	+ 27			
Total wins / period	4 / 100%	0 / 0%	1 / 33%	2 / 67%	1 / 25%	3 / 75%	6 / 55%	5 / 45%	

**PERIOD 2**

	CHN		ITA		CHN		ITA		Total wins all zones
	Def. zone	Att. zone	Neutral zone		Att. zone	Def. zone			
	- 8	+ 11	+ 8	- 11	+ 8	- 11			
			- 8	+ 27	+ 28	- 27			
			- 8	+ 27	- 28	+ 27			
			- 28	+ 11	- 5	+ 11			
			+ 8	- 27	- 28	+ 11			
					+ 28	- 62			
					+ 28	- 11			
					- 8	+ 62			
					- 28	+ 62			
					+ 8	- 27			
Total wins / period	0 / 0%	1 / 100%	2 / 40%	3 / 60%	5 / 50%	5 / 50%	7 / 44%	9 / 56%	

**PERIOD 3**

	CHN		ITA		CHN		ITA		Total wins all zones
	Def. zone	Att. zone	Neutral zone		Att. zone	Def. zone			
	+ 8	- 11	+ 8	- 11	- 5	+ 11			
	- 8	+ 11	+ 8	- 11	- 8	+ 11			
	+ 17	- 11	- 28	+ 27	+ 5	- 11			
	- 23	+ 11	- 28	+ 27	+ 28	- 27			
	- 8	+ 11	- 5	+ 11					
	- 17	+ 11	+ 28	- 27					
			+ 8	- 27					
			+ 28	- 11					
			- 8	+ 11					
Total wins / period	2 / 33%	4 / 67%	5 / 56%	4 / 44%	2 / 50%	2 / 50%	9 / 47%	10 / 53%	

**TOTAL**

	CHN		ITA		CHN		ITA		Total wins all zones
	Def. zone	Att. zone	Neutral zone		Att. zone	Def. zone			
Total wins / game	6 / 55%	5 / 45%	8 / 47%	9 / 53%	8 / 44%	10 / 56%	22 / 48%	24 / 52%	



HEAD TO HEAD

		ITA			Tot	wins CHN	Dz	Nz	Az
No.	11	27	62						
CHN	5	1 - 4	0 - 1	0 - 1	7	1 14%		0 0%	1 17%
	8	6 - 6	6 - 2	0 - 1	21	12 57%	5 63%	5 56%	2 50%
	17	1 - 1			2	1 50%	1 50%		
	23	0 - 1			1	0 0%	0 0%		
	28	4 - 3	3 - 3	1 - 1	15	8 53%		3 43%	5 63%
<b>Tot</b>	<b>27</b>	<b>15</b>	<b>4</b>	<b>46</b>	<b>22</b> 48%	<b>6</b> 55%	<b>8</b> 47%	<b>8</b> 44%	
<b>wins ITA</b>	15 56%	6 40%	3 75%	24 52%					
<b>Dz</b>	5 56%	2 40%	3 75%	10 56%					
<b>Nz</b>	5 50%	4 57%		9 53%					
<b>Az</b>	5 63%	0 0%		5 45%					

<b>Legend:</b>									
<b>Az</b>	Attacking zone	<b>Dz</b>	Defending zone	<b>No.</b>	Jersey number	<b>Nz</b>	Neutral zone	<b>Tot.</b>	Total face-offs played



SUN 28 MAY 2023

Start Time 19:00

Preliminary Round - Group B, Game 3



## Game Roster

## NOR - GER

## Referee

FERGENBAUM Matt (CAN)

## Linesmen

LEWIS Brendan (USA) , NIITTYLA Lari (FIN)

## Goalkeepers

Team: NOR

No.	Name	Gen	GP	MIP	GA	SVS	SOG	SVS%	GAA
1	SUNDT Andreas	M	0	00:00	0	0	0	0.00	0.00
39	GROENLIE Johan	M	0	00:00	0	0	0	0.00	0.00

## Team Roster

Team: NOR (Red)

No.	Pos.	Name	Gen	GP	G	A	PTS	PIM	+/-
1	GK	SUNDT Andreas	M	0	0	0	0	0	
6	F	KIRSTISTUEN Emil	M	0	0	0	0	0	0
9	D	VAERNES Morten	M	0	0	0	0	0	0
16	D	NORDSTOGA Knut Andre	M	0	0	0	0	0	0
17	F	SOLBERG Loyd Remi	M	0	0	0	0	0	0
20	F	HAMRE Martin	M	0	0	0	0	0	0
22	F	BAKKE Audun	M	0	0	0	0	0	0
23	D	KLAKEGG Jan Roger	M	0	0	0	0	0	0
26	F	KRONBERG Viktor	M	0	0	0	0	0	0
39	GK	GROENLIE Johan	M	0	0	0	0	0	
69	D	OEVERLI Fabian Cruickshank	M	0	0	0	0	0	0
71	F	OISETH Ola	M	0	0	0	0	0	0
91	F	LYNGROTH Alexander	M	0	0	0	0	0	0

Head Coach: BABEY Kenneth

Team: GER

No.	Name	Gen	GP	MIP	GA	SVS	SOG	SVS%	GAA
7	UHLEMANN Lars	M	0	00:00	0	0	0	0.00	0.00
47	KUNST Simon	M	0	00:00	0	0	0	0.00	0.00

Team: GER (White)

No.	Pos.	Name	Gen	GP	G	A	PTS	PIM	+/-
3	F	DISVELD Bas	M	0	0	0	0	0	0
6	D	RAEDLER Hugo	M	0	0	0	0	0	0
7	GK	UHLEMANN Lars	M	0	0	0	0	0	
8	F	RENNHACK Frank	M	0	0	0	0	0	0
21	F	BETZ Steven	M	0	0	0	0	0	0
22	F	MUEHLHANS Veit	M	0	0	0	0	0	0
33	F	KUHLI-LAUENSTEIN Ingo	M	0	0	0	0	0	0
43	F	HERING Bernhard	M	0	0	0	0	0	0
44	F	BRELAGE Jan Malte	M	0	0	0	0	0	0
47	GK	KUNST Simon	M	0	0	0	0	0	
52	D	PABST Robert	M	0	0	0	0	0	0
69	D	SKLORZ Lucas	M	0	0	0	0	0	0
77	F	WEDDE Joerg	M	0	0	0	0	0	0
97	F	SCHRADER Felix	M	0	0	0	0	0	0

Head Coach: POKORNY Andreas

## Legend:

<b>+/-</b>	Plus/minus net	<b>A</b>	Assists	<b>D</b>	Defence	<b>F</b>	Forward
<b>G</b>	Goals	<b>GA</b>	Goals against	<b>GAA</b>	Goals against as average per 45 minutes	<b>Gen</b>	Gender
<b>GK</b>	Goalkeeper	<b>GP</b>	Games played	<b>M</b>	Male	<b>MIP</b>	Minutes and seconds played
<b>No.</b>	Jersey number	<b>PIM</b>	Penalties in minutes	<b>Pos.</b>	Position	<b>PTS</b>	Points
<b>SOG</b>	Shots on goal	<b>SVS</b>	Saves	<b>SVS%</b>	Saves in percentage		



SUN 28 MAY 2023

Start Time 19:00

Preliminary Round - Group B, Game 3



## Line-ups

## NOR - GER

## Referee

FERGENBAUM Matt (CAN)

## Linesmen

LEWIS Brendan (USA) , NIITTYLA Lari (FIN)

## Goalkeepers

Team: NOR

No.	Name	Gen
1	SUNDT Andreas	M
39	GROENLIE Johan	M

## Team Line-ups

Team: NOR (Red)

No.	Pos.	Name	Gen
9	D	VAERNES Morten	M
16	D	NORDSTOGA Knut Andre +C	M
17	F	SOLBERG Loyd Remi +A	M
22	F	BAKKE Audun	M
71	F	OISETH Ola +A	M
23	D	KLAKEGG Jan Roger	M
69	D	OEVERLI Fabian Cruickshank	M
6	F	KIRSTISTUEN Emil	M
20	F	HAMRE Martin	M
91	F	LYNGROTH Alexander	M
26	F	KRONBERG Viktor	M

Head Coach: BABEY Kenneth

Team: GER

No.	Name	Gen
47	KUNST Simon	M
7	UHLEMANN Lars	M

Team: GER (White)

No.	Pos.	Name	Gen
69	D	SKLORZ Lucas	M
3	F	DISVELD Bas +C	M
33	F	KUHLI-LAUENSTEIN Ingo +A	M
44	F	BRELAGE Jan Malte	M
77	F	WEDDE Joerg	M
6	D	RAEDLER Hugo	M
8	F	RENNHACK Frank +A	M
21	F	BETZ Steven	M
43	F	HERING Bernhard	M
97	F	SCHRADER Felix	M
52	D	PABST Robert	M

Head Coach: POKORNY Andreas

## NOT DRESSED:

22	F	MUEHLHANS Veit	M
----	---	----------------	---

## Legend:

**+A** Assistant Captain  
**Gen** Gender

**+C** Captain  
**M** Male

**D** Defence  
**No.** Jersey number

**F** Forward  
**Pos.** Position





SUN 28 MAY 2023

Start Time 19:00  
End Time 21:05

Preliminary Round - Group B, Game 3



## Game Summary

NOR - GER 3 - 5 (1 - 1, 0 - 2, 2 - 2)

Spectators	Referee	Linesmen
611	FERGENBAUM Matt (CAN)	LEWIS Brendan (USA) , NIITTYLA Lari (FIN)

## Team Statistics

Period	Score	SVS	SOG	PIM	TPP	PPG	SHG
1	1 : 1	2 : 6	7 : 3	0 : 4	04:00 : 00:00	0 : 0	0 : 0
2	0 : 2	3 : 10	10 : 5	4 : 8	03:58 : 01:39	0 : 0	0 : 1
3	2 : 2	7 : 3	5 : 9	0 : 0	01:03 : 00:00	0 : 0	0 : 0
<b>Total</b>	<b>3 : 5</b>	<b>12 : 19</b>	<b>22 : 17</b>	<b>4 : 12</b>	<b>09:01 : 01:39</b>	<b>0 : 0</b>	<b>0 : 1</b>

## 1st Period

Action	Time	ET/Res	Team	Type	No.	Name	(G)	Name of Assistant(s) / Action Description
GK	00:00		GER		47	KUNST S		- Goalkeeper in
GK	00:00		NOR		1	SUNDT A		- Goalkeeper in
<b>Goal</b>	<b>01:41</b>	<b>0 : 1</b>	<b>GER</b>	<b>EQ</b>	<b>43</b>	<b>HERING B</b>	(1)	On Ice NOR 1 9 16 22 71 91 GER 47 6 8 43 44 97
Penalty	03:04	05:04	GER	2 min.	43	HERING B		- Interference
Penalty	06:17	08:17	GER	2 min.	33	KUHLI-LAUENSTEIN I		- Roughing
<b>Goal</b>	<b>11:02</b>	<b>1 : 1</b>	<b>NOR</b>	<b>EQ</b>	<b>22</b>	<b>BAKKE A</b>	(1)	71 OISETH O On Ice NOR 1 16 17 22 71 91 GER 47 8 43 44 69 97

## 2nd Period

Action	Time	ET/Res	Team	Type	No.	Name	(G)	Name of Assistant(s) / Action Description
Penalty	20:27	22:27	GER	2 min.	43	HERING B		- Interference
Penalty	20:40	22:40	GER	2 min.	44	BRELAGE JM		- Teeing
Penalty	21:18	23:18	NOR	2 min.	9	VAERNES M		- Interference
Penalty	26:02	28:02	GER	2 min.	97	SCHRADER F		- Tripping
Penalty	27:06	29:06	NOR	2 min.	17	SOLBERG LR		- Interference
<b>Goal</b>	<b>27:26</b>	<b>1 : 2</b>	<b>GER</b>	<b>EQ</b>	<b>44</b>	<b>BRELAGE JM</b>	(1)	43 HERING B 8 RENNHACK F On Ice NOR 1 16 20 22 71 GER 47 8 43 44 69
Penalty	29:03	31:03	GER	2 min.	43	HERING B		- Teeing
<b>Goal</b>	<b>29:42</b>	<b>1 : 3</b>	<b>GER</b>	<b>SH1</b>	<b>97</b>	<b>SCHRADER F</b>	(1)	8 RENNHACK F On Ice NOR 1 9 17 22 71 91 GER 47 6 8 69 97

## 3rd Period

Action	Time	ET/Res	Team	Type	No.	Name	(G)	Name of Assistant(s) / Action Description
<b>Goal</b>	<b>31:22</b>	<b>1 : 4</b>	<b>GER</b>	<b>EQ</b>	<b>43</b>	<b>HERING B</b>	(2)	97 SCHRADER F On Ice NOR 1 16 17 22 91 GER 47 8 43 44 69
<b>Goal</b>	<b>34:22</b>	<b>2 : 4</b>	<b>NOR</b>	<b>EQ</b>	<b>71</b>	<b>OISETH O</b>	(1)	20 HAMRE M On Ice NOR 1 17 22 23 71 GER 47 8 33 44 69
<b>Goal</b>	<b>36:07</b>	<b>3 : 4</b>	<b>NOR</b>	<b>EQ</b>	<b>71</b>	<b>OISETH O</b>	(2)	16 NORDSTOGA KA On Ice NOR 1 16 17 20 22 71 GER 47 6 8 43 69 97
GK	43:45		NOR					1 SUNDT A - Goalkeeper out
Time-out	43:50		NOR					
<b>Goal</b>	<b>44:17</b>	<b>3 : 5</b>	<b>GER</b>	<b>EQ</b>	<b>33</b>	<b>KUHLI-LAUENSTEIN I</b>	(1)	43 HERING B On Ice NOR 9 16 17 20 22 71 GER 47 8 33 43 69 97
GK	45:00		GER					47 KUNST S - Goalkeeper out

## Goalkeeper Records

Team : NOR - Norway

No.	Name	SOG	SVS	MIP
1	SUNDT Andreas	16	12	43:45
39	GROENLIE Johan			

Team : GER - Germany

No.	Name	SOG	SVS	MIP
47	KUNST Simon	22	19	45:00
7	UHLEMANN Lars			

## Game Statistics

Team : NOR (Red)



SUN 28 MAY 2023

Start Time 19:00  
End Time 21:05

Preliminary Round - Group B, Game 3



Head Coach : BABEY Kenneth

No.	Pos.	Name	Gen	G	A	PTS	PIM	Shots on Goal			+/-	
								1	2	3		TS
9	D	VAERNES Morten	M	0	0	0	2	0	1	0	1	-3
16	D	NORDSTOGA Knut Andre +C	M	0	1	1	0	1	1	0	2	-2
17	F	SOLBERG Loyd Remi +A	M	0	0	0	2	2	1	0	3	0
22	F	BAKKE Audun	M	1	0	1	0	2	2	2	6	-2
71	F	OISETH Ola +A (BP)	M	2	1	3	0	1	2	2	5	-1
6	F	KIRSTISTUEN Emil	M	0	0	0	0	0	0	0	0	0
20	F	HAMRE Martin	M	0	1	1	0	0	0	0	0	-1
23	D	KLAKEGG Jan Roger	M	0	0	0	0	0	0	1	1	+1
69	D	OEVERLI Fabian Cruickshank	M	0	0	0	0	0	0	0	0	0
91	F	LYNGROTH Alexander	M	0	0	0	0	0	3	0	3	-2
26	F	KRONBERG Viktor	M	0	0	0	0	1	0	0	1	0
1	GK	SUNDT Andreas	M	0	0	0	0	0	0	0	0	0
39	GK	GROENLIE Johan	M	0	0	0	0	0	0	0	0	0
<b>Total</b>				<b>3</b>	<b>3</b>	<b>6</b>	<b>4</b>	<b>7</b>	<b>10</b>	<b>5</b>	<b>22</b>	

Team : GER (White)

Head Coach : POKORNY Andreas

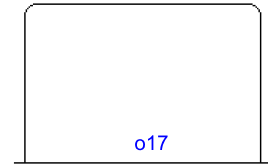
No.	Pos.	Name	Gen	G	A	PTS	PIM	Shots on Goal			+/-	
								1	2	3		TS
3	F	DISVELD Bas +C	M	0	0	0	0	0	0	0	0	0
33	F	KUHLI-LAUENSTEIN Ingo +A	M	1	0	1	2	1	0	2	3	0
44	F	BRELAGE Jan Malte	M	1	0	1	2	0	2	0	2	+1
69	D	SKLORZ Lucas	M	0	0	0	0	0	0	0	0	+1
77	F	WEDDE Joerg	M	0	0	0	0	0	0	0	0	0
6	D	RAEDLER Hugo	M	0	0	0	0	0	0	0	0	+1
8	F	RENNHACK Frank +A	M	0	2	2	0	1	0	1	2	+2
21	F	BETZ Steven	M	0	0	0	0	0	0	0	0	0
43	F	HERING Bernhard	M	2	2	4	6	1	1	4	6	+2
97	F	SCHRADER Felix	M	1	1	2	2	0	2	2	4	+1
52	D	PABST Robert	M	0	0	0	0	0	0	0	0	0
7	GK	UHLEMANN Lars	M	0	0	0	0	0	0	0	0	0
47	GK	KUNST Simon (BP)	M	0	0	0	0	0	0	0	0	0
<b>Total</b>				<b>5</b>	<b>5</b>	<b>10</b>	<b>12</b>	<b>3</b>	<b>5</b>	<b>9</b>	<b>17</b>	

Legend:							
<b>(G)</b>	Goals in tournament	<b>+/-</b>	Plus/minus net	<b>+A</b>	Assistant Captain	<b>+C</b>	Captain
<b>A</b>	Assists	<b>D</b>	Defence	<b>ENG</b>	Empty net goal	<b>EQ</b>	Equal strength
<b>ET/Res</b>	Penalty end time/Result of game	<b>F</b>	Forward	<b>G</b>	Goals	<b>Gen</b>	Gender
<b>GK</b>	Goalkeeper	<b>M</b>	Male	<b>MIP</b>	Minutes in play (GK)	<b>No.</b>	Jersey number
<b>PIM</b>	Penalties in minutes	<b>Pos.</b>	Position	<b>PPG</b>	Power play goals	<b>PTS</b>	Points
<b>SH1</b>	Shorthanded - 1 player	<b>SHG</b>	Shorthanded goals	<b>SOG</b>	Shots on goal	<b>SVS</b>	Saves
<b>TTP</b>	Time on power play	<b>TS</b>	Total shots				



### Shot Chart NOR - GER

Shots by NOR  
Goals (o): 1    SSG (+): 6  
SSP (-): 0    SPG (-): 0




GK 47 of GER



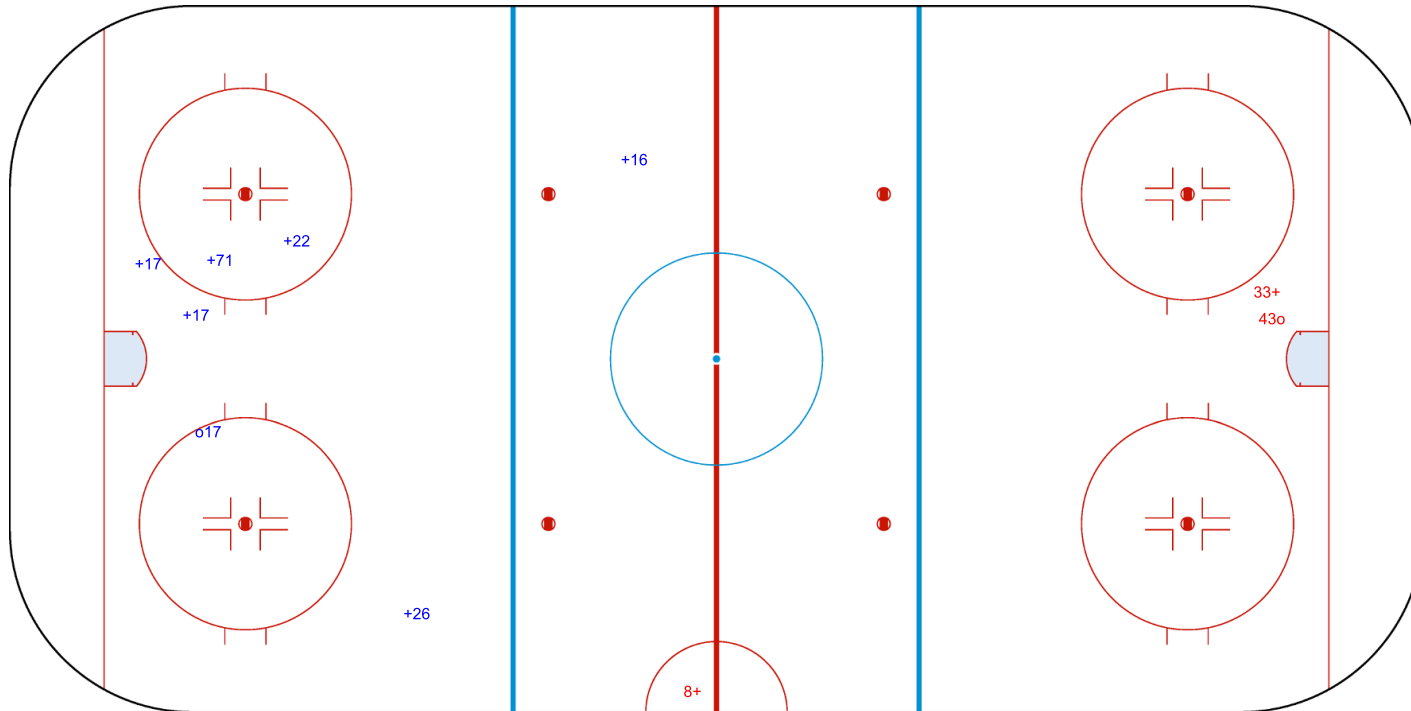
Period: 1



Shots by GER  
Goals (o): 1    SSG (+): 2  
SSP (>): 0    SPG (-): 0



GK 1 of NOR





Shots by GER

Goals (o): 2

SSG (+): 3

SSP (<): 0

SPG (-): 0



GK 1 of NOR



Period: 2



Shots by NOR

Goals (o): 0

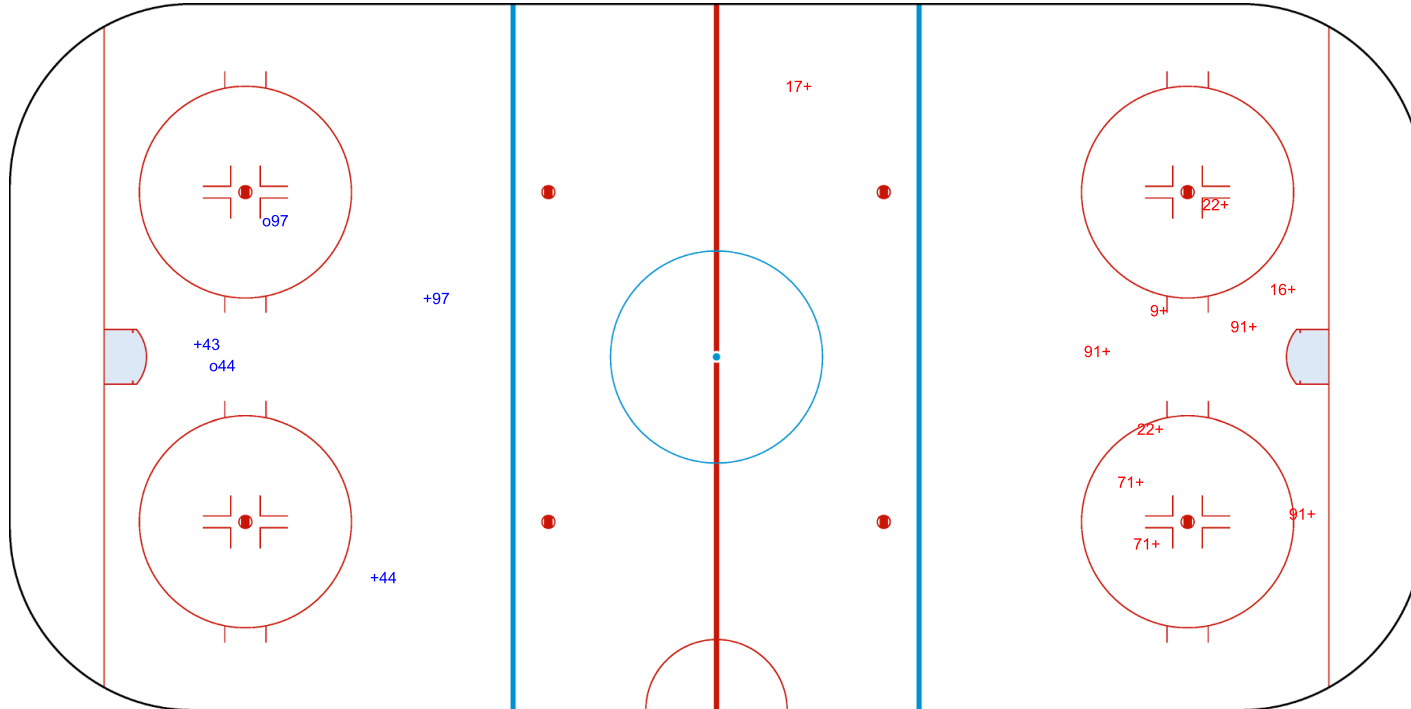
SSG (+): 10

SSP (>): 0

SPG (-): 0



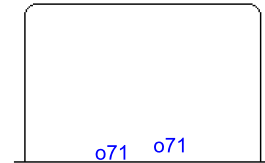
GK 47 of GER





Shots by NOR

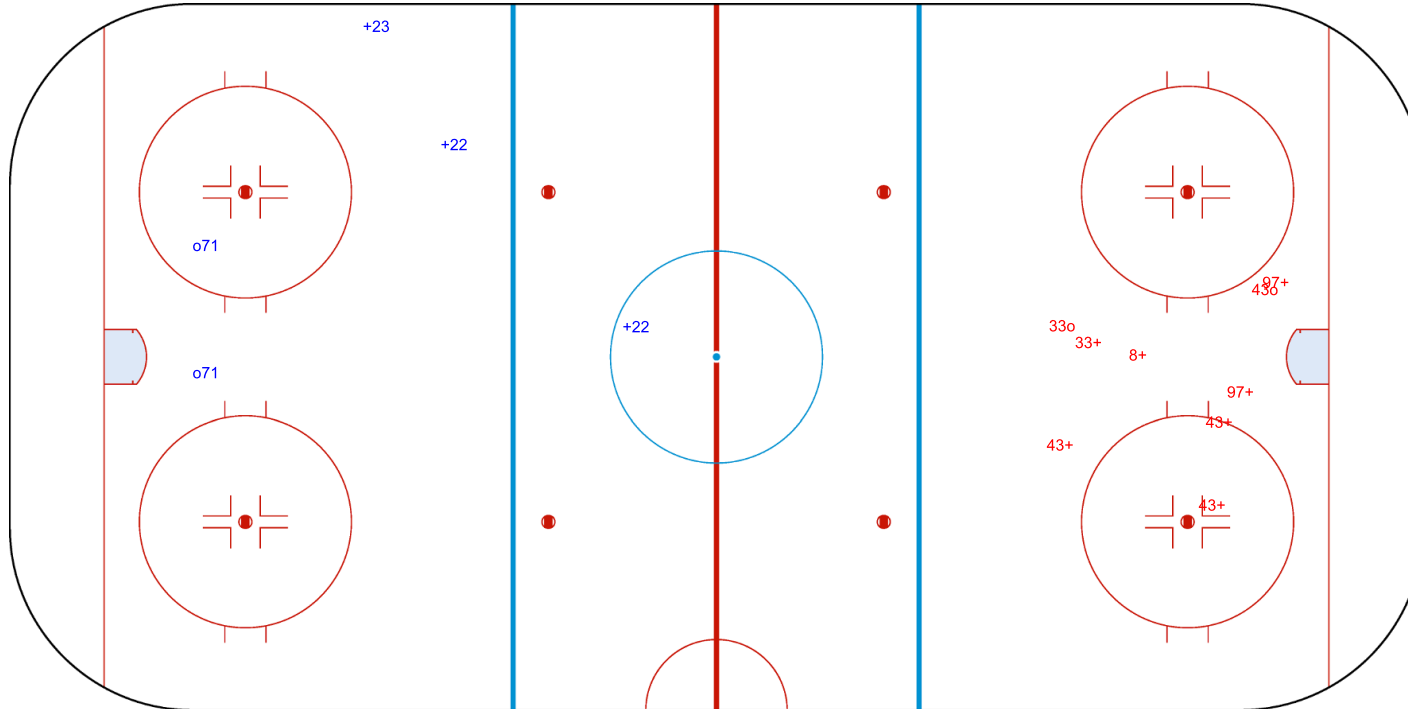
Goals (o): 2    SSG (+): 3  
SSP (<): 0    SPG (-): 0



GK 47 of GER



Period: 3



Shots by GER

Goals (o): 2    SSG (+): 7  
SSP (>): 0    SPG (-): 0



GK 1 of NOR



ENG

<b>Legend:</b>	<b>ENG</b> Empty net goal	<b>GK</b> Goalkeeper	<b>SPG</b> Shots past goal	<b>SSG</b> Shots saved by goalkeeper	<b>SSP</b> Shots saved by player
----------------	---------------------------	----------------------	----------------------------	--------------------------------------	----------------------------------



Face-off Chart  
NOR - GER

PERIOD 1

	NOR		GER		NOR		GER		NOR		GER		Total wins all zones
	Def. zone	Att. zone	Neutral zone	Neutral zone	Att. zone	Def. zone	Att. zone	Def. zone	Att. zone	Def. zone			
	- 22	+ 8	+ 71	- 3	+ 71	- 8	+ 71	- 8	+ 71	- 8	+ 71	- 8	Total wins all zones
			+ 91	- 3	- 71	+ 8	- 71	+ 8	- 20	+ 8	+ 71	- 8	
			- 71	+ 3	+ 71	- 8	+ 71	- 8	+ 71	- 8	+ 71	- 8	
			+ 91	- 3	- 20	+ 8	+ 71	- 8	+ 71	- 8	+ 71	- 8	
					+ 71	- 8	+ 71	- 8	+ 71	- 8	+ 71	- 8	
					- 20	+ 8	+ 71	- 8	+ 71	- 8	+ 71	- 8	
					+ 71	- 8	+ 71	- 8	+ 71	- 8	+ 71	- 8	
Total wins / period	0 / 0%	1 / 100%	3 / 75%	1 / 25%	6 / 60%	4 / 40%	9 / 60%	6 / 40%					

PERIOD 2

	NOR		GER		NOR		GER		NOR		GER		Total wins all zones
	Def. zone	Att. zone	Neutral zone	Neutral zone	Att. zone	Def. zone	Att. zone	Def. zone	Att. zone	Def. zone			
	- 71	+ 3	+ 71	- 3	+ 91	- 3	+ 71	- 3	+ 91	- 3	+ 71	- 3	Total wins all zones
	+ 71	- 8	+ 71	- 3	- 71	+ 3	+ 71	- 3	- 71	+ 3	+ 71	- 3	
	+ 71	- 8	+ 91	- 3	+ 71	- 3	+ 71	- 8	+ 71	- 8	+ 71	- 8	
	+ 71	- 43	- 91	+ 3	+ 71	- 8	+ 71	- 8	- 71	+ 77	+ 71	- 8	
	+ 71	- 43	+ 71	- 8	- 71	+ 77	+ 91	- 8	+ 71	- 8	+ 71	- 8	
	+ 71	- 43			+ 91	- 8	+ 71	- 43	+ 71	- 8	+ 71	- 8	
					- 71	+ 3	+ 71	- 8	- 71	+ 3	+ 71	- 8	
Total wins / period	5 / 83%	1 / 17%	4 / 80%	1 / 20%	6 / 60%	4 / 40%	15 / 71%	6 / 29%					

PERIOD 3

	NOR		GER		NOR		GER		NOR		GER		Total wins all zones
	Def. zone	Att. zone	Neutral zone	Neutral zone	Att. zone	Def. zone	Att. zone	Def. zone	Att. zone	Def. zone			
	+ 71	- 43	+ 71	- 8	+ 71	- 43	+ 71	- 43	+ 71	- 43	+ 71	- 43	Total wins all zones
	- 71	+ 43	+ 20	- 3	+ 71	- 8	+ 71	- 8	+ 71	- 8	+ 71	- 8	
	+ 20	- 3	- 20	+ 3	- 20	+ 3	- 71	+ 43	- 71	+ 43	- 71	+ 43	
	- 20	+ 43	+ 71	- 3	+ 71	- 3							
			+ 20	- 3	+ 20	- 3							
			- 71	+ 43	- 71	+ 43							
Total wins / period	2 / 50%	2 / 50%	4 / 67%	2 / 33%	2 / 67%	1 / 33%	8 / 62%	5 / 38%					

TOTAL

	NOR		GER		NOR		GER		NOR		GER		Total wins all zones
	Def. zone	Att. zone	Neutral zone	Neutral zone	Att. zone	Def. zone	Att. zone	Def. zone	Att. zone	Def. zone			
Total wins / game	7 / 64%	4 / 36%	11 / 73%	4 / 27%	14 / 61%	9 / 39%	32 / 65%	17 / 35%					



HEAD TO HEAD

		GER								
	No.	3	8	43	77	Tot	wins NOR	Dz	Nz	Az
NOR	20	3 - 2	0 - 1	0 - 1		7	3 43%	1 50%	2 67%	0 0%
	22		0 - 1			1	0 0%	0 0%		
	71	6 - 4	12 - 3	6 - 3	0 - 1	35	24 69%	6 75%	6 75%	12 63%
	91	4 - 1	1 - 0			6	5 83%		3 75%	2 100%
	<b>Tot</b>		20	18	10	1	49	32 65%	7 64%	11 73%
	<b>wins GER</b>	7 35%	5 28%	4 40%	1 100%	17 35%				
	<b>Dz</b>	3 50%	4 31%	1 33%	1 100%	9 39%				
	<b>Nz</b>	3 25%	0 0%	1 100%		4 27%				
	<b>Az</b>	1 50%	1 33%	2 33%		4 36%				

<b>Legend:</b>									
<b>Az</b>	Attacking zone	<b>Dz</b>	Defending zone	<b>No.</b>	Jersey number	<b>Nz</b>	Neutral zone	<b>Tot.</b>	Total face-offs played



MON 29 MAY 2023

Start Time 11:00

Preliminary Round - Group A, Game 4



## Game Roster

## CZE - USA

## Referee

DANIELSEN Kenneth (NOR)

## Linesmen

O'ROURKE Ryan (CAN) , RUNDSTROM Tony (SWE)

## Goalkeepers

## Team: CZE

No.	Name	Gen	GP	MIP	GA	SVS	SOG	SVS%	GAA
1	KUDELA Martin	M	1	45:00	0	6	6	100.00	0.00
6	VAPENKA Michal	M	1	00:00	0	0	0	0.00	0.00

## Team Roster

## Team: CZE (Red)

No.	Pos.	Name	Gen	GP	G	A	PTS	PIM	+/-
1	GK	KUDELA Martin	M	1	0	0	0	0	
2	D	BOCEK Petr	M	0	0	0	0	0	0
6	GK	VAPENKA Michal	M	1	0	0	0	0	
11	D	WAGNER Karel	M	1	0	0	0	0	0
12	F	ZIZLAVSKY Martin	M	1	0	0	0	0	0
15	D	ZELINKA Radek	M	1	0	0	0	0	+1
18	F	NOVOTNY Miroslav	M	1	0	0	0	4	0
19	F	OHAR Alex	M	1	0	0	0	0	0
27	F	VRUBEL David	M	0	0	0	0	0	0
29	D	KUBES Pavel	M	1	0	0	0	0	+2
33	F	HECKO Vaclav	M	1	1	0	1	2	+2
55	F	VESELY Filip	M	1	0	0	0	0	0
67	D	DOLEZAL Pavel	M	1	0	0	0	0	+1
74	F	GEIER Michal	M	1	1	1	2	2	+2
82	F	HABL Zdenek	M	1	0	0	0	0	0
92	F	SEDLACEK Patrik	M	1	1	1	2	2	+2

Head Coach: NOVOTNY Jakub

## Team: USA

No.	Name	Gen	GP	MIP	GA	SVS	SOG	SVS%	GAA
29	LAMARRE Griffin	M	0	00:00	0	0	0	0.00	0.00
32	LEE Jen	M	0	00:00	0	0	0	0.00	0.00

## Team: USA (White)

No.	Pos.	Name	Gen	GP	G	A	PTS	PIM	+/-
3	F	ADAM Brandon	M	0	0	0	0	0	0
4	F	ROYBAL Brody	M	0	0	0	0	0	0
8	D	WALLACE Jack	M	0	0	0	0	0	0
9	F	DODSON Travis	M	0	0	0	0	0	0
10	F	BOLTON Brett	M	0	0	0	0	0	0
14	F	MUSSELMAN Benjamin	M	0	0	0	0	0	0
16	F	FARMER Declan	M	0	0	0	0	0	0
17	D	DOUGLAS Christopher	M	0	0	0	0	0	0
18	F	NICHOLS Evan	M	0	0	0	0	0	0
19	F	JONES Malik	M	0	0	0	0	0	0
22	F	GROVE Noah	M	0	0	0	0	0	0
24	F	MISIEWICZ Joshua	M	0	0	0	0	0	0
27	D	PAULS Josh	M	0	0	0	0	0	0
29	GK	LAMARRE Griffin	M	0	0	0	0	0	0
32	GK	LEE Jen	M	0	0	0	0	0	0
37	D	EUSTACE David	M	0	0	0	0	0	0
88	F	McKEE Kevin	M	0	0	0	0	0	0

Head Coach: HOFF David

## Legend:

<b>+/-</b>	Plus/minus net	<b>A</b>	Assists	<b>D</b>	Defence	<b>F</b>	Forward
<b>G</b>	Goals	<b>GA</b>	Goals against	<b>GAA</b>	Goals against as average per 45 minutes	<b>Gen</b>	Gender
<b>GK</b>	Goalkeeper	<b>GP</b>	Games played	<b>M</b>	Male	<b>MIP</b>	Minutes and seconds played
<b>No.</b>	Jersey number	<b>PIM</b>	Penalties in minutes	<b>Pos.</b>	Position	<b>PTS</b>	Points
<b>SOG</b>	Shots on goal	<b>SVS</b>	Saves	<b>SVS%</b>	Saves in percentage		





## Line-ups

## CZE - USA

## Referee

DANIELSEN Kenneth (NOR)

## Linesmen

O'ROURKE Ryan (CAN) , RUNDSTROM Tony (SWE)

## Goalkeepers

## Team: CZE

No.	Name	Gen
1	KUDELA Martin	M
6	VAPENKA Michal	M

## Team Line-ups

## Team: CZE (Red)

No.	Pos.	Name	Gen
29	D	KUBES Pavel	M
67	D	DOLEZAL Pavel	M
33	F	HECKO Vaclav +A	M
74	F	GEIER Michal	M
92	F	SEDLACEK Patrik	M
15	D	ZELINKA Radek +C	M
18	F	NOVOTNY Miroslav +A	M
19	F	OHAR Alex	M
55	F	VESELY Filip	M
82	F	HABL Zdenek	M
11	D	WAGNER Karel	M
12	F	ZIZLAVSKY Martin	M

Head Coach: NOVOTNY Jakub

## NOT DRESSED:

2	D	BOCEK Petr	M
27	F	VRUBEL David	M

## Team: USA

No.	Name	Gen
29	LAMARRE Griffin	M
32	LEE Jen	M

## Team: USA (White)

No.	Pos.	Name	Gen
27	D	PAULS Josh	M
4	F	ROYBAL Brody	M
18	F	NICHOLS Evan	M
22	F	GROVE Noah	M
24	F	MISIEWICZ Joshua	M
8	D	WALLACE Jack	M
17	D	DOUGLAS Christopher	M
14	F	MUSSELMAN Benjamin	M
16	F	FARMER Declan	M
19	F	JONES Malik	M
37	D	EUSTACE David	M
9	F	DODSON Travis	M
88	F	McKEE Kevin	M

Head Coach: HOFF David

## NOT DRESSED:

3	F	ADAM Brandon +A	M
10	F	BOLTON Brett +C	M

## Legend:

<b>+A</b>	Assistant Captain	<b>+C</b>	Captain	<b>D</b>	Defence	<b>F</b>	Forward
<b>Gen</b>	Gender	<b>M</b>	Male	<b>No.</b>	Jersey number	<b>Pos.</b>	Position



MON 29 MAY 2023

Start Time 11:00

End Time 12:53

Preliminary Round - Group A, Game 4



## Game Summary

CZE - USA 1 - 7 (0 - 3 , 1 - 2 , 0 - 2)

Spectators	Referee	Linesmen
	DANIELSEN Kenneth (NOR)	O'ROURKE Ryan (CAN) , RUNDSTROM Tony (SWE)

## Team Statistics

Period	Score	SVS	SOG	PIM	TPP	PPG	SHG
1	0 : 3	9 : 3	3 : 12	2 : 0	00:00 : 00:25	0 : 0	0 : 0
2	1 : 2	5 : 4	5 : 7	2 : 4	02:58 : 02:13	0 : 1	0 : 0
3	0 : 2	8 : 2	2 : 10	2 : 0	00:00 : 01:48	0 : 1	0 : 0
<b>Total</b>	<b>1 : 7</b>	<b>22 : 9</b>	<b>10 : 29</b>	<b>6 : 4</b>	<b>02:58 : 04:26</b>	<b>0 : 2</b>	<b>0 : 0</b>

## 1st Period

Action	Time	ET/Res	Team	Type	No.	Name	(G) Name of Assistant(s) / Action Description
GK	00:00		CZE		1	KUDELA M	- Goalkeeper in
GK	00:00		USA		32	LEE J	- Goalkeeper in
<b>Goal</b>	<b>04:06</b>	<b>0 : 1</b>	<b>USA</b>	<b>EQ</b>	<b>9</b>	<b>DODSON T</b>	(1) 37 EUSTACE D On Ice CZE 1 15 18 19 55 82 88 McKEE K USA 32 8 9 17 37 88
<b>Goal</b>	<b>07:25</b>	<b>0 : 2</b>	<b>USA</b>	<b>EQ</b>	<b>9</b>	<b>DODSON T</b>	(2) 17 DOUGLAS C On Ice CZE 1 15 18 19 55 82 88 McKEE K USA 32 8 9 17 37 88
<b>Goal</b>	<b>11:59</b>	<b>0 : 3</b>	<b>USA</b>	<b>EQ</b>	<b>4</b>	<b>ROYBAL B</b>	(1) On Ice CZE 1 15 33 74 82 92 USA 32 4 16 22 24 27
Penalty	14:35	16:35	CZE	2 min.	19	OHAR A	- Slashing

## 2nd Period

Action	Time	ET/Res	Team	Type	No.	Name	(G) Name of Assistant(s) / Action Description
Penalty	17:29	19:29	USA	2 min.	-	Team penalty	- Too Many Players / Served by: 88 McKEE K
Penalty	18:27	20:27	USA	2 min.	37	EUSTACE D	- Tripping
<b>Goal</b>	<b>21:11</b>	<b>0 : 4</b>	<b>USA</b>	<b>EQ</b>	<b>19</b>	<b>JONES M</b>	(1) 16 FARMER D On Ice CZE 1 15 18 19 33 55 8 WALLACE J USA 32 8 14 16 17 19
Penalty	22:51	23:29	CZE	2 min.	74	GEIER M	- Hooking
<b>Goal</b>	<b>23:29</b>	<b>0 : 5</b>	<b>USA</b>	<b>PP1</b>	<b>16</b>	<b>FARMER D</b>	(1) 4 ROYBAL B On Ice CZE 1 15 19 55 82 USA 32 4 8 16 24 27 *
<b>Goal</b>	<b>24:43</b>	<b>1 : 5</b>	<b>CZE</b>	<b>EQ</b>	<b>55</b>	<b>VESELY F</b>	(1) On Ice CZE 1 15 18 19 55 82 USA 32 9 14 17 19 37

## 3rd Period

Action	Time	ET/Res	Team	Type	No.	Name	(G) Name of Assistant(s) / Action Description
<b>Goal</b>	<b>37:18</b>	<b>1 : 6</b>	<b>USA</b>	<b>EQ</b>	<b>9</b>	<b>DODSON T</b>	(3) 88 McKEE K On Ice CZE 1 11 33 74 82 92 USA 32 9 22 27 37 88
Penalty	41:09	42:57	CZE	2 min.	33	HECKO V	- Teeing
Time-out	42:57		CZE				
<b>Goal</b>	<b>42:57</b>	<b>1 : 7</b>	<b>USA</b>	<b>PP1</b>	<b>22</b>	<b>GROVE N</b>	(1) On Ice CZE 1 11 15 19 74 USA 32 4 8 18 22 24 *
GK	45:00		CZE				1 KUDELA M - Goalkeeper out
GK	45:00		USA				32 LEE J - Goalkeeper out

## Goalkeeper Records

Team : CZE - Czechia

No.	Name	SOG	SVS	MIP
1	KUDELA Martin	29	22	45:00
6	VAPENKA Michal			

Team : USA - United States

No.	Name	SOG	SVS	MIP
32	LEE Jen	10	9	45:00
29	LAMARRE Griffin			

## Game Statistics

Team : CZE (Red)							Shots on Goal					
No.	Pos.	Name	Gen	G	A	PTS	PIM	1	2	3	TS	+/-
29	D	KUBES Pavel	M	0	0	0	0	1	0	0	1	0
33	F	HECKO Vaclav +A	M	0	0	0	2	0	0	0	0	-3



MON 29 MAY 2023

Start Time 11:00  
End Time 12:53

Preliminary Round - Group A, Game 4



Head Coach : NOVOTNY Jakub

No.	Pos.	Name	Gen	G	A	PTS	PIM	Shots on Goal				+/-
								1	2	3	TS	
67	D	DOLEZAL Pavel	M	0	0	0	0	1	0	0	1	0
74	F	GEIER Michal	M	0	0	0	2	0	0	0	0	-2
92	F	SEDLACEK Patrik	M	0	0	0	0	1	0	1	2	-2
15	D	ZELINKA Radek +C	M	0	0	0	0	0	0	0	0	-3
18	F	NOVOTNY Miroslav +A	M	0	0	0	0	0	0	1	1	-2
19	F	OHAR Alex	M	0	0	0	2	0	1	0	1	-2
55	F	VESELY Filip (BP)	M	1	0	1	0	0	2	0	2	-2
82	F	HABL Zdenek	M	0	0	0	0	0	1	0	1	-3
11	D	WAGNER Karel	M	0	0	0	0	0	1	0	1	-1
12	F	ZIZLAVSKY Martin	M	0	0	0	0	0	0	0	0	0
1	GK	KUDELA Martin	M	0	0	0	0	0	0	0	0	
6	GK	VAPENKA Michal	M	0	0	0	0	0	0	0	0	
<b>Total</b>				<b>1</b>	<b>0</b>	<b>1</b>	<b>6</b>	<b>3</b>	<b>5</b>	<b>2</b>	<b>10</b>	

Team : USA (White)

Head Coach : HOFF David

No.	Pos.	Name	Gen	G	A	PTS	PIM	Shots on Goal				+/-
								1	2	3	TS	
4	F	ROYBAL Brody	M	1	1	2	0	1	1	0	2	+1
18	F	NICHOLS Evan	M	0	0	0	0	1	0	0	1	0
22	F	GROVE Noah	M	1	0	1	0	0	0	1	1	+2
24	F	MISIEWICZ Joshua	M	0	0	0	0	0	0	1	1	+1
27	D	PAULS Josh	M	0	0	0	0	0	0	1	1	+2
8	D	WALLACE Jack	M	0	1	1	0	0	1	1	2	+3
14	F	MUSSELMAN Benjamin	M	0	0	0	0	0	1	1	2	0
16	F	FARMER Declan	M	1	1	2	0	2	2	1	5	+2
17	D	DOUGLAS Christopher	M	0	1	1	0	2	0	0	2	+2
19	F	JONES Malik	M	1	0	1	0	1	1	3	5	0
9	F	DODSON Travis (BP)	M	3	0	3	0	3	0	1	4	+2
37	D	EUSTACE David	M	0	1	1	2	1	0	0	1	+2
88	F	McKEE Kevin	M	0	3	3	0	1	1	0	2	+3
29	GK	LAMARRE Griffin	M	0	0	0	0	0	0	0	0	
32	GK	LEE Jen	M	0	0	0	0	0	0	0	0	
<b>Total</b>				<b>7</b>	<b>8</b>	<b>15</b>	<b>2</b>	<b>12</b>	<b>7</b>	<b>10</b>	<b>29</b>	

Legend:			
<b>(G)</b>	Goals in tournament	*	does not count for Plus/minus
<b>+C</b>	Captain	<b>A</b>	Assists
<b>ET/Res</b>	Penalty end time/Result of game	<b>F</b>	Forward
<b>GK</b>	Goalkeeper	<b>M</b>	Male
<b>PIM</b>	Penalties in minutes	<b>Pos.</b>	Position
<b>PTS</b>	Points	<b>SHG</b>	Shorthanded goals
<b>TPP</b>	Time on power play	<b>TS</b>	Total shots
		<b>+/-</b>	Plus/minus net
		<b>D</b>	Defence
		<b>G</b>	Goals
		<b>MIP</b>	Minutes in play (GK)
		<b>PP1</b>	Power play - 1 player
		<b>SOG</b>	Shots on goal
		<b>+A</b>	Assistant Captain
		<b>EQ</b>	Equal strength
		<b>Gen</b>	Gender
		<b>No.</b>	Jersey number
		<b>PPG</b>	Power play goals
		<b>SVS</b>	Saves



### Shot Chart CZE - USA

Shots by CZE  
Goals (o): 0    SSG (+): 3  
SSP (<): 0    SPG (-): 1



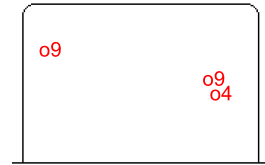
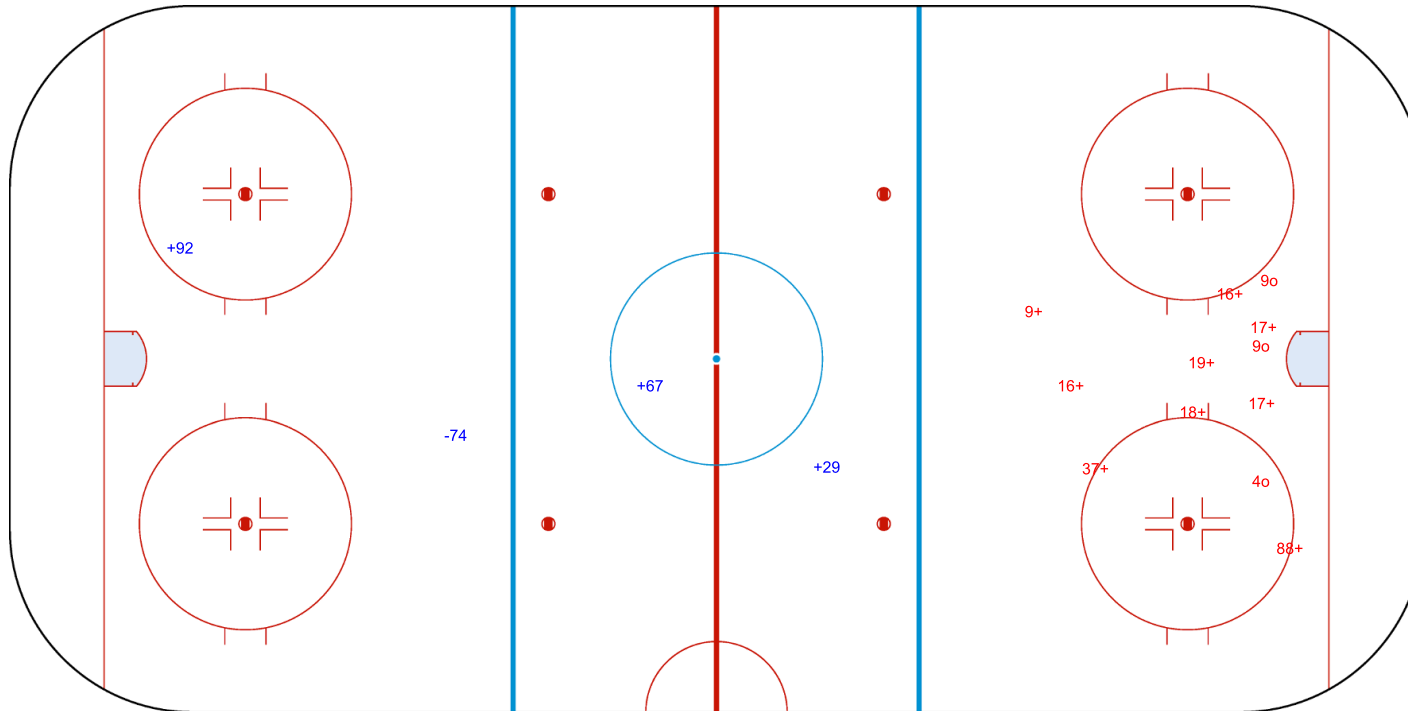
Period: 1



Shots by USA  
Goals (o): 3    SSG (+): 9  
SSP (>): 0    SPG (-): 0



GK 32 of USA



GK 1 of CZE



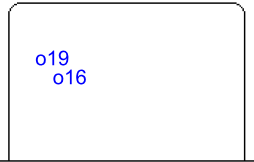
Shots by USA

Goals (o): 2

SSG (+): 5

SSP (<): 0

SPG (-): 0



GK 1 of CZE



Period: 2



Shots by CZE

Goals (o): 1

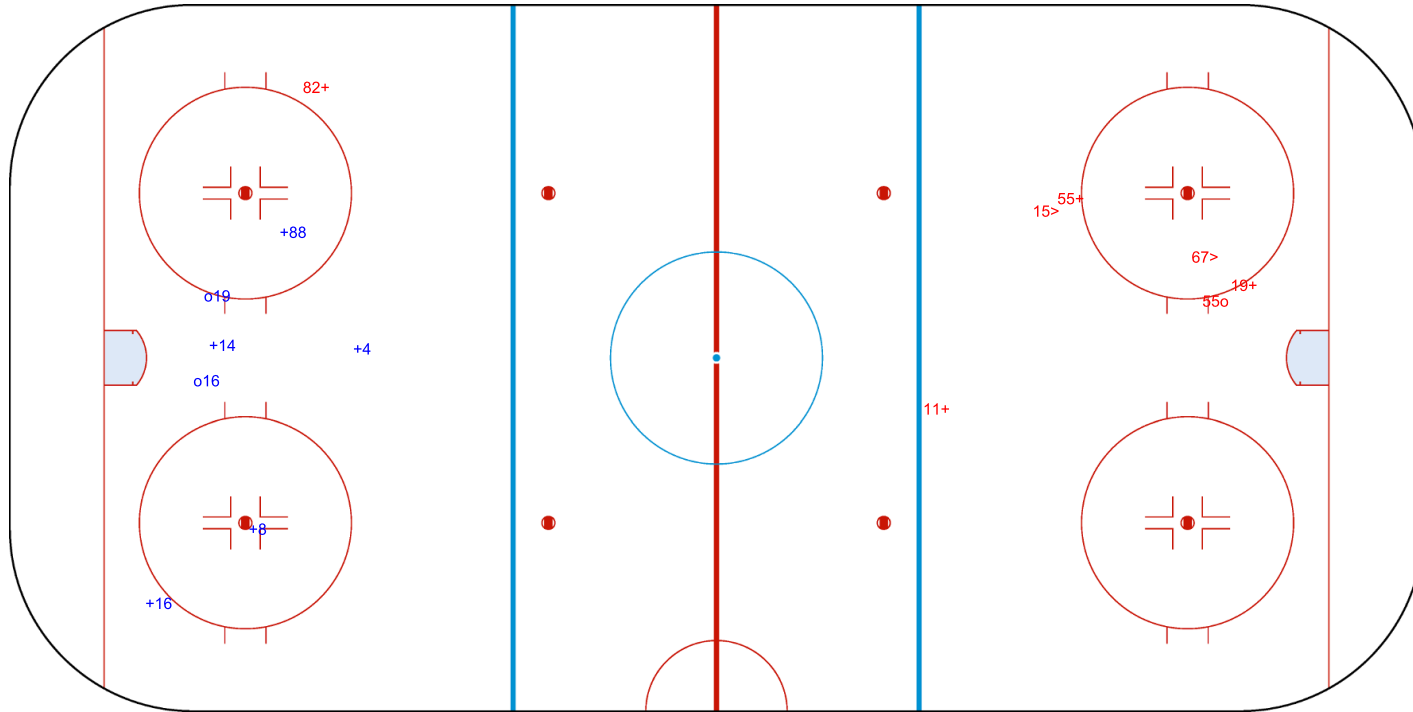
SSG (+): 4

SSP (>): 2

SPG (-): 0



GK 32 of USA





Shots by CZE

Goals (o): 0

SSG (+): 2

SSP (<): 0

SPG (-): 0



GK 32 of USA



Period: 3




Shots by USA

Goals (o): 2

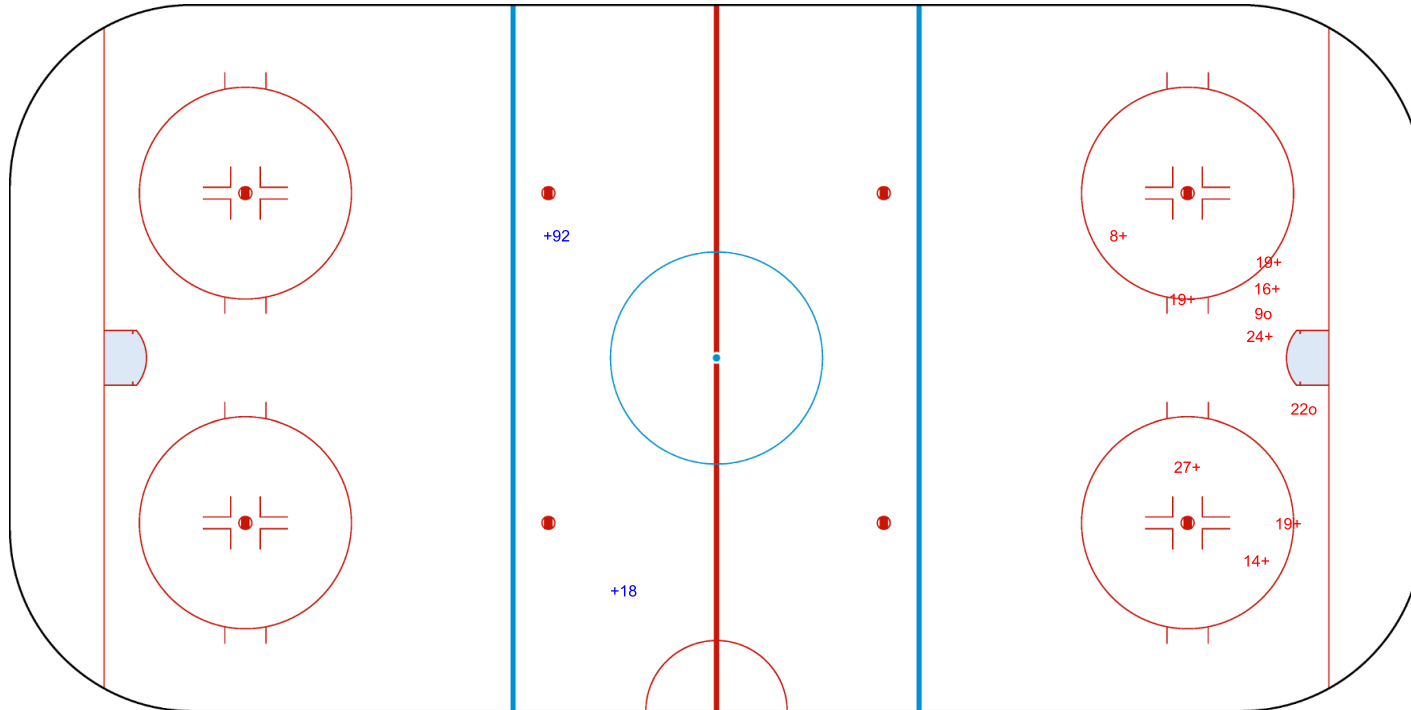
SSG (+): 8

SSP (>): 0

SPG (-): 0



GK 1 of CZE



<b>Legend:</b>							
<b>GK</b>	Goalkeeper	<b>SPG</b>	Shots past goal	<b>SSG</b>	Shots saved by goalkeeper	<b>SSP</b>	Shots saved by player



Face-off Chart  
CZE - USA

PERIOD 1

	CZE		USA		CZE		USA		CZE		USA				
	Def. zone	Att. zone	Neutral zone		Att. zone	Def. zone	Neutral zone		Att. zone	Def. zone	Neutral zone				
	- 74	+ 16	+ 92	- 24	+ 92	- 16	+ 92	- 24	+ 92	- 16	+ 92	- 16			
	+ 19	- 24	+ 92	- 24	+ 92	- 16	- 92	+ 24	- 19	+ 88	- 92	+ 24			
	- 19	+ 24	- 92	+ 24	- 19	+ 88	- 19	+ 16	- 92	+ 24					
	- 19	+ 9	- 19	+ 16											
	- 19	+ 9													
	- 92	+ 16													
	- 19	+ 24													
	- 33	+ 16													
	- 33	+ 16													
Total wins / period	1 / 11%	8 / 89%	2 / 50%	2 / 50%	2 / 50%	2 / 50%	2 / 50%	2 / 50%	2 / 50%	2 / 50%	2 / 50%	2 / 50%			
Total wins all zones															
<table border="1"> <thead> <tr> <th>CZE</th> <th>USA</th> </tr> </thead> <tbody> <tr> <td>5 / 29%</td> <td>12 / 71%</td> </tr> </tbody> </table>												CZE	USA	5 / 29%	12 / 71%
CZE	USA														
5 / 29%	12 / 71%														

PERIOD 2

	CZE		USA		CZE		USA		CZE		USA				
	Def. zone	Att. zone	Neutral zone		Att. zone	Def. zone	Neutral zone		Att. zone	Def. zone	Neutral zone				
	- 19	+ 9	- 92	+ 16	+ 19	- 9	- 92	+ 16	+ 92	- 16					
	+ 19	- 9	- 92	+ 16	+ 92	- 16	+ 92	- 88							
	+ 19	- 16	+ 92	- 88	- 92	+ 88	- 92	+ 24							
	- 19	+ 9	- 92	+ 88	- 19	+ 24									
	- 19	+ 24	- 19	+ 24											
	- 92	+ 9													
	+ 19	- 9													
	- 92	+ 16													
Total wins / period	3 / 38%	5 / 62%	1 / 20%	4 / 80%	2 / 100%	0 / 0%	2 / 100%	0 / 0%	2 / 100%	0 / 0%	2 / 100%	0 / 0%			
Total wins all zones															
<table border="1"> <thead> <tr> <th>CZE</th> <th>USA</th> </tr> </thead> <tbody> <tr> <td>6 / 40%</td> <td>9 / 60%</td> </tr> </tbody> </table>												CZE	USA	6 / 40%	9 / 60%
CZE	USA														
6 / 40%	9 / 60%														

PERIOD 3

	CZE		USA		CZE		USA		CZE		USA				
	Def. zone	Att. zone	Neutral zone		Att. zone	Def. zone	Neutral zone		Att. zone	Def. zone	Neutral zone				
	- 19	+ 9	- 92	+ 24	- 92	+ 16	+ 92	- 88	+ 74	- 37					
			+ 92	- 88	+ 92	- 24	+ 92	- 24							
			+ 92	- 24											
			+ 92	- 24											
Total wins / period	0 / 0%	1 / 100%	3 / 75%	1 / 25%	1 / 50%	1 / 50%	1 / 50%	1 / 50%	1 / 50%	1 / 50%	1 / 50%	1 / 50%			
Total wins all zones															
<table border="1"> <thead> <tr> <th>CZE</th> <th>USA</th> </tr> </thead> <tbody> <tr> <td>4 / 57%</td> <td>3 / 43%</td> </tr> </tbody> </table>												CZE	USA	4 / 57%	3 / 43%
CZE	USA														
4 / 57%	3 / 43%														

TOTAL

	CZE		USA		CZE		USA		CZE		USA				
	Def. zone	Att. zone	Neutral zone		Att. zone	Def. zone	Neutral zone		Att. zone	Def. zone	Neutral zone				
Total wins / game	4 / 22%	14 / 78%	6 / 46%	7 / 54%	5 / 63%	3 / 37%	5 / 63%	3 / 37%	5 / 63%	3 / 37%	5 / 63%	3 / 37%			
Total wins all zones															
<table border="1"> <thead> <tr> <th>CZE</th> <th>USA</th> </tr> </thead> <tbody> <tr> <td>15 / 38%</td> <td>24 / 62%</td> </tr> </tbody> </table>												CZE	USA	15 / 38%	24 / 62%
CZE	USA														
15 / 38%	24 / 62%														



HEAD TO HEAD

		USA									
No.	9	16	24	37	88	Tot	wins CZE	Dz	Nz	Az	
CZE	19	3 - 5	2 - 1	1 - 4		0 - 1	17	6 35%	4 33%	0 0%	2 67%
	33		0 - 2				2	0 0%	0 0%		
	74		0 - 1		1 - 0		2	1 50%	0 0%		1 100%
	92	0 - 1	2 - 5	4 - 3		2 - 1	18	8 44%	0 0%	6 55%	2 50%
	<b>Tot</b>	9	13	12	1	4	39	15 38%	4 22%	6 46%	5 63%
<b>wins USA</b>	6 67%	9 69%	7 58%	0 0%	2 50%	24 62%					
<b>Dz</b>	0 0%	1 25%	1 100%	0 0%	1 100%	3 37%					
<b>Nz</b>		3 100%	3 43%		1 33%	7 54%					
<b>Az</b>	6 75%	5 83%	3 75%			14 78%					

<b>Legend:</b>									
<b>Az</b>	Attacking zone	<b>Dz</b>	Defending zone	<b>No.</b>	Jersey number	<b>Nz</b>	Neutral zone	<b>Tot.</b>	Total face-offs played





MON 29 MAY 2023

Start Time 15:00

Preliminary Round - Group B, Game 5



## Game Roster

## NOR - CHN

## Referee

MYERS Patrick (CAN)

## Linesmen

HUS Igor (SVK) , NIITTYLA Lari (FIN)

## Goalkeepers

Team: NOR

No.	Name	Gen	GP	MIP	GA	SVS	SOG	SVS%	GAA
1	SUNDT Andreas	M	1	43:45	4	12	16	75.00	4.11
39	GROENLIE Johan	M	1	00:00	0	0	0	0.00	0.00

## Team Roster

Team: NOR (Red)

No.	Pos.	Name	Gen	GP	G	A	PTS	PIM	+/-
1	GK	SUNDT Andreas	M	1	0	0	0	0	
6	F	KIRSTISTUEN Emil	M	1	0	0	0	0	0
9	D	VAERNES Morten	M	1	0	0	0	2	-3
16	D	NORDSTOGA Knut Andre	M	1	0	1	1	0	-2
17	F	SOLBERG Loyd Remi	M	1	0	0	0	2	0
20	F	HAMRE Martin	M	1	0	1	1	0	-1
22	F	BAKKE Audun	M	1	1	0	1	0	-2
23	D	KLAKEGG Jan Roger	M	1	0	0	0	0	+1
26	F	KRONBERG Viktor	M	1	0	0	0	0	0
39	GK	GROENLIE Johan	M	1	0	0	0	0	
69	D	OEVERLI Fabian Cruickshank	M	1	0	0	0	0	0
71	F	OISETH Ola	M	1	2	1	3	0	-1
91	F	LYNGROTH Alexander	M	1	0	0	0	0	-2

Head Coach: BABEY Kenneth

Team: CHN

No.	Name	Gen	GP	MIP	GA	SVS	SOG	SVS%	GAA
1	WANG Wei	M	1	00:00	0	0	0	0.00	0.00
20	JI Yan Zhao	M	1	45:00	1	8	9	88.89	1.00

Team: CHN (Yellow)

No.	Pos.	Name	Gen	GP	G	A	PTS	PIM	+/-
1	GK	WANG Wei	M	1	0	0	0	0	
3	D	LYU Zhi	M	1	0	2	2	2	+4
5	D	BAI Xue Song	M	1	0	0	0	2	0
7	D	XU Jin Qiang	M	1	1	0	1	2	0
8	F	WANG Zhi Dong	M	1	2	0	2	0	+5
12	D	CHE Hang	M	0	0	0	0	0	0
15	F	SONG Xiao Dong	M	1	0	0	0	0	-1
17	F	SHEN Yi Feng	M	1	5	0	5	0	+6
18	F	WANG Ju Jiang	M	0	0	0	0	0	0
19	F	ZHANG Zheng	M	1	1	1	2	0	+4
20	GK	JI Yan Zhao	M	1	0	0	0	0	
22	D	HU Guang Jian	M	1	0	1	1	2	+4
23	F	CUI Yu Tao	M	1	0	2	2	0	+3
24	D	ZHU Zhan Fu	M	1	0	1	1	0	+2
28	F	TIAN Jin Tao	M	1	0	2	2	0	+5
30	F	QIU Dian Peng	M	1	0	0	0	0	-1
32	F	LI Hong Guan	M	1	1	0	1	2	+3

Head Coach: JIN Xian Xiu

## Legend:

<b>+/-</b>	Plus/minus net	<b>A</b>	Assists	<b>D</b>	Defence	<b>F</b>	Forward
<b>G</b>	Goals	<b>GA</b>	Goals against	<b>GAA</b>	Goals against as average per 45 minutes	<b>Gen</b>	Gender
<b>GK</b>	Goalkeeper	<b>GP</b>	Games played	<b>M</b>	Male	<b>MIP</b>	Minutes and seconds played
<b>No.</b>	Jersey number	<b>PIM</b>	Penalties in minutes	<b>Pos.</b>	Position	<b>PTS</b>	Points
<b>SOG</b>	Shots on goal	<b>SVS</b>	Saves	<b>SVS%</b>	Saves in percentage		



MON 29 MAY 2023

Start Time 15:00

Preliminary Round - Group B, Game 5



## Line-ups

## NOR - CHN

## Referee

MYERS Patrick (CAN)

## Linesmen

HUS Igor (SVK) , NIITTYLA Lari (FIN)

## Goalkeepers

Team: NOR

No.	Name	Gen
1	SUNDT Andreas	M
39	GROENLIE Johan	M

## Team Line-ups

Team: NOR (Red)

No.	Pos.	Name	Gen
23	D	KLAKEGG Jan Roger	M
17	F	SOLBERG Loyd Remi +A	M
22	F	BAKKE Audun	M
71	F	OISETH Ola +A	M
91	F	LYNGROTH Alexander	M
9	D	VAERNES Morten	M
16	D	NORDSTOGA Knut Andre +C	M
69	D	OEVERLI Fabian Cruickshank	M
20	F	HAMRE Martin	M
26	F	KRONBERG Viktor	M
6	F	KIRSTISTUEN Emil	M

Head Coach: BABEY Kenneth

Team: CHN

No.	Name	Gen
1	WANG Wei	M
20	JI Yan Zhao	M

Team: CHN (Yellow)

No.	Pos.	Name	Gen
7	D	XU Jin Qiang +A	M
24	D	ZHU Zhan Fu	M
8	F	WANG Zhi Dong	M
23	F	CUI Yu Tao +C	M
32	F	LI Hong Guan	M
3	D	LYU Zhi	M
22	D	HU Guang Jian	M
17	F	SHEN Yi Feng	M
19	F	ZHANG Zheng	M
28	F	TIAN Jin Tao	M
12	D	CHE Hang	M
18	F	WANG Ju Jiang	M
30	F	QIU Dian Peng	M

Head Coach: JIN Xian Xiu

## NOT DRESSED:

5	D	BAI Xue Song +A	M
15	F	SONG Xiao Dong	M

## Legend:

<b>+A</b>	Assistant Captain	<b>+C</b>	Captain	<b>D</b>	Defence	<b>F</b>	Forward
<b>Gen</b>	Gender	<b>M</b>	Male	<b>No.</b>	Jersey number	<b>Pos.</b>	Position



MON 29 MAY 2023

Start Time 15:00  
End Time 16:50

Preliminary Round - Group B, Game 5



## Game Summary

NOR - CHN 1 - 5 (0 - 1, 0 - 1, 1 - 3)

Spectators	Referee	Linesmen
227	MYERS Patrick (CAN)	HUS Igor (SVK) , NIITTYLA Lari (FIN)

## Team Statistics

Period	Score	SVS	SOG	PIM	TPP	PPG	SHG
1	0 : 1	11 : 0	0 : 12	0 : 2	02:00 : 00:00	0 : 0	0 : 0
2	0 : 1	5 : 5	5 : 6	0 : 0	00:00 : 00:00	0 : 0	0 : 0
3	1 : 3	7 : 3	4 : 10	4 : 4	04:00 : 02:05	0 : 1	0 : 1
<b>Total</b>	<b>1 : 5</b>	<b>23 : 8</b>	<b>9 : 28</b>	<b>4 : 6</b>	<b>06:00 : 02:05</b>	<b>0 : 1</b>	<b>0 : 1</b>

## 1st Period

Action	Time	ET/Res	Team	Type	No.	Name	(G) Name of Assistant(s) / Action Description
GK	00:00		NOR		1	SUNDT A	- Goalkeeper in
GK	00:00		CHN		1	WANG W	- Goalkeeper in
<b>Goal</b>	<b>00:58</b>	<b>0 : 1</b>	<b>CHN</b>	<b>EQ</b>	<b>8</b>	<b>WANG ZD</b>	(3) 7 XU JQ 32 LI HG On Ice NOR 1 22 23 26 71 91 CHN 1 7 8 23 24 32
Penalty	07:02	09:02	CHN	2 min.	30	QIU DP	- Tripping

## 2nd Period

Action	Time	ET/Res	Team	Type	No.	Name	(G) Name of Assistant(s) / Action Description
<b>Goal</b>	<b>22:13</b>	<b>0 : 2</b>	<b>CHN</b>	<b>EQ</b>	<b>8</b>	<b>WANG ZD</b>	(4) 23 CUI YT 32 LI HG On Ice NOR 1 17 22 23 71 91 CHN 1 8 17 23 28 32

## 3rd Period

Action	Time	ET/Res	Team	Type	No.	Name	(G) Name of Assistant(s) / Action Description
Penalty	30:12	32:12	NOR	2 min.	23	KLAKEGG JR	- Tripping
Penalty	31:12	32:17	NOR	2 min.	17	SOLBERG LR	- Holding an opponent
<b>Goal</b>	<b>32:17</b>	<b>0 : 3</b>	<b>CHN</b>	<b>PP1</b>	<b>17</b>	<b>SHEN YF</b>	(6) 19 ZHANG Z On Ice NOR 1 16 22 23 71 CHN 1 3 17 19 22 28 *
Penalty	33:06	35:06	CHN	2 min.	8	WANG ZD	- Interference
<b>Goal</b>	<b>33:54</b>	<b>0 : 4</b>	<b>CHN</b>	<b>SH1</b>	<b>17</b>	<b>SHEN YF</b>	(7) 3 LYU Z On Ice NOR 1 16 17 22 71 91 CHN 1 3 17 22 28
Penalty	37:02	39:02	CHN	2 min.	22	HU GJ	- Teeing
<b>Goal</b>	<b>40:41</b>	<b>0 : 5</b>	<b>CHN</b>	<b>EQ</b>	<b>19</b>	<b>ZHANG Z</b>	(2) 3 LYU Z 17 SHEN YF On Ice NOR 1 9 16 20 26 69 CHN 1 3 7 17 19 28
<b>Goal</b>	<b>44:12</b>	<b>1 : 5</b>	<b>NOR</b>	<b>EQ</b>	<b>17</b>	<b>SOLBERG LR</b>	(1) 71 OISETH O 22 BAKKE A On Ice NOR 1 16 17 22 23 71 CHN 1 3 12 18 22 32
GK	45:00		NOR				1 SUNDT A - Goalkeeper out
GK	45:00		CHN				1 WANG W - Goalkeeper out

## Goalkeeper Records

Team : NOR - Norway

No.	Name	SOG	SVS	MIP
1	SUNDT Andreas	28	23	45:00
39	GROENLIE Johan			

Team : CHN - China

No.	Name	SOG	SVS	MIP
1	WANG Wei	9	8	45:00
20	JI Yan Zhao			

## Game Statistics

Team : NOR (Red)

Head Coach : BABEY Kenneth

No.	Pos.	Name	Gen	G	A	PTS	PIM	Shots on Goal				+/-
								1	2	3	TS	
17	F	SOLBERG Loyd Remi +A	M	1	0	1	2	0	2	2	4	-1
22	F	BAKKE Audun	M	0	1	1	0	0	0	1	1	-2
23	D	KLAKEGG Jan Roger	M	0	0	0	2	0	0	1	1	-1
71	F	OISETH Ola +A	M	0	1	1	0	0	3	0	3	-2
91	F	LYNGROTH Alexander	M	0	0	0	0	0	0	0	0	-3
9	D	VAERNES Morten	M	0	0	0	0	0	0	0	0	-1
16	D	NORDSTOGA Knut Andre +C	M	0	0	0	0	0	0	0	0	-1



MON 29 MAY 2023

Start Time 15:00  
End Time 16:50

Preliminary Round - Group B, Game 5



Head Coach : BABEY Kenneth

No.	Pos.	Name	Gen	G	A	PTS	PIM	Shots on Goal				+/-
								1	2	3	TS	
20	F	HAMRE Martin	M	0	0	0	0	0	0	0	0	-1
26	F	KRONBERG Viktor	M	0	0	0	0	0	0	0	0	-2
69	D	OEVERLI Fabian Cruickshank	M	0	0	0	0	0	0	0	0	-1
6	F	KIRSTISTUEN Emil	M	0	0	0	0	0	0	0	0	0
1	GK	SUNDT Andreas (BP)	M	0	0	0	0	0	0	0	0	
39	GK	GROENLIE Johan	M	0	0	0	0	0	0	0	0	
<b>Total</b>				<b>1</b>	<b>2</b>	<b>3</b>	<b>4</b>	<b>0</b>	<b>5</b>	<b>4</b>	<b>9</b>	

Team : CHN (Yellow)

Head Coach : JIN Xian Xiu

No.	Pos.	Name	Gen	G	A	PTS	PIM	Shots on Goal				+/-
								1	2	3	TS	
7	D	XU Jin Qiang +A	M	0	1	1	0	0	0	0	0	+2
8	F	WANG Zhi Dong (BP)	M	2	0	2	2	2	2	1	5	+2
23	F	CUI Yu Tao +C	M	0	1	1	0	0	1	0	1	+2
24	D	ZHU Zhan Fu	M	0	0	0	0	2	0	1	3	+1
32	F	LI Hong Guan	M	0	2	2	0	0	1	0	1	+1
3	D	LYU Zhi	M	0	2	2	0	0	0	0	0	+1
17	F	SHEN Yi Feng	M	2	1	3	0	2	1	5	8	+3
19	F	ZHANG Zheng	M	1	1	2	0	1	0	2	3	+1
22	D	HU Guang Jian	M	0	0	0	2	0	0	0	0	0
28	F	TIAN Jin Tao	M	0	0	0	0	4	1	1	6	+3
12	D	CHE Hang	M	0	0	0	0	0	0	0	0	-1
18	F	WANG Ju Jiang	M	0	0	0	0	1	0	0	1	-1
30	F	QIU Dian Peng	M	0	0	0	2	0	0	0	0	0
1	GK	WANG Wei	M	0	0	0	0	0	0	0	0	
20	GK	JI Yan Zhao	M	0	0	0	0	0	0	0	0	
<b>Total</b>				<b>5</b>	<b>8</b>	<b>13</b>	<b>6</b>	<b>12</b>	<b>6</b>	<b>10</b>	<b>28</b>	

Legend:		
<b>(G)</b>	Goals in tournament	<b>*</b> does not count for Plus/minus
<b>+C</b>	Captain	<b>A</b> Assists
<b>ET/Res</b>	Penalty end time/Result of game	<b>F</b> Forward
<b>GK</b>	Goalkeeper	<b>M</b> Male
<b>PIM</b>	Penalties in minutes	<b>Pos.</b> Position
<b>PTS</b>	Points	<b>SH1</b> Shorthanded - 1 player
<b>SVS</b>	Saves	<b>TPP</b> Time on power play
		<b>+/-</b> Plus/minus net
		<b>D</b> Defence
		<b>G</b> Goals
		<b>MIP</b> Minutes in play (GK)
		<b>PP1</b> Power play - 1 player
		<b>SHG</b> Shorthanded goals
		<b>TS</b> Total shots
		<b>+A</b> Assistant Captain
		<b>EQ</b> Equal strength
		<b>Gen</b> Gender
		<b>No.</b> Jersey number
		<b>PPG</b> Power play goals
		<b>SOG</b> Shots on goal



### Shot Chart NOR - CHN

Shots by NOR

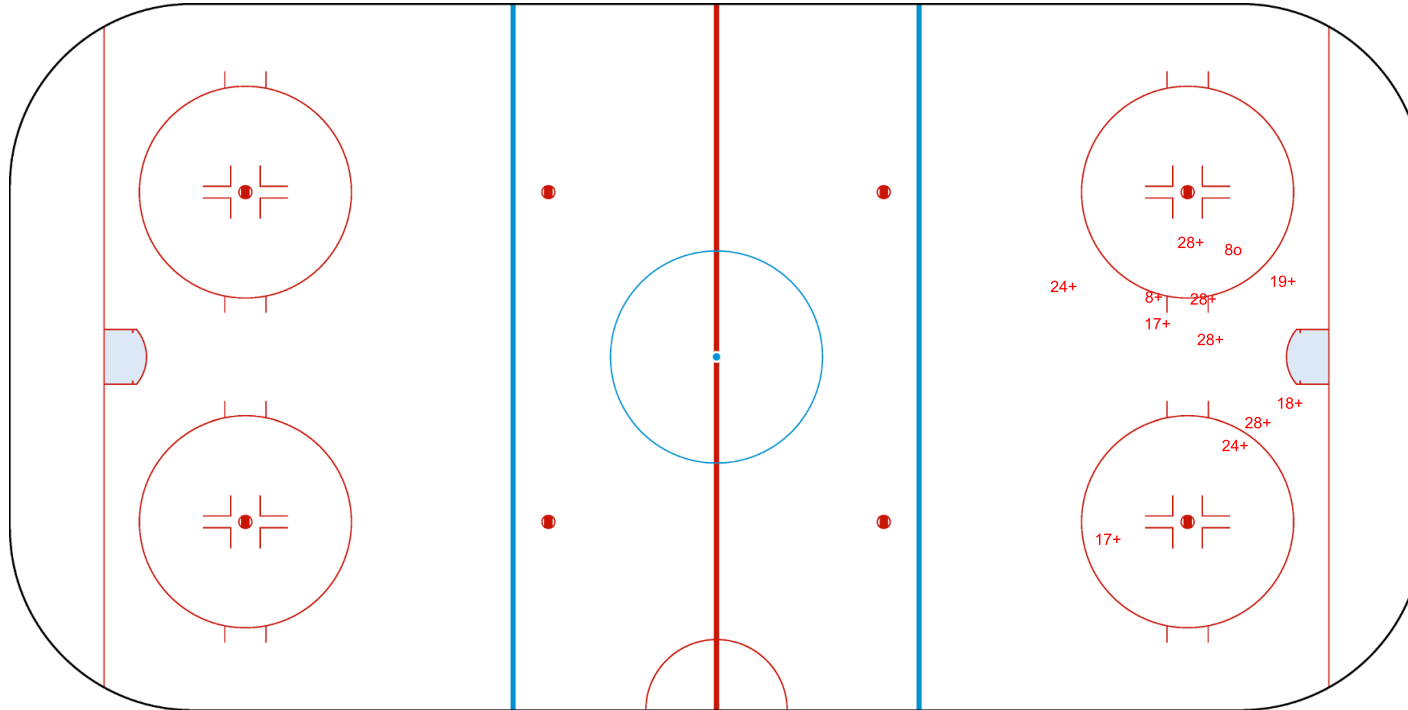
Goals (o): 0      SSG (+): 0  
SSP (<): 0      SPG (-): 0



GK 1 of CHN



Period: 1



Shots by CHN

Goals (o): 1      SSG (+): 11  
SSP (>): 0      SPG (-): 0



GK 1 of NOR




Shots by CHN

Goals (o): 1

SSG (+): 5

SSP (<): 0

SPG (-): 0



o8

GK 1 of NOR



Period: 2



Shots by NOR

Goals (o): 0

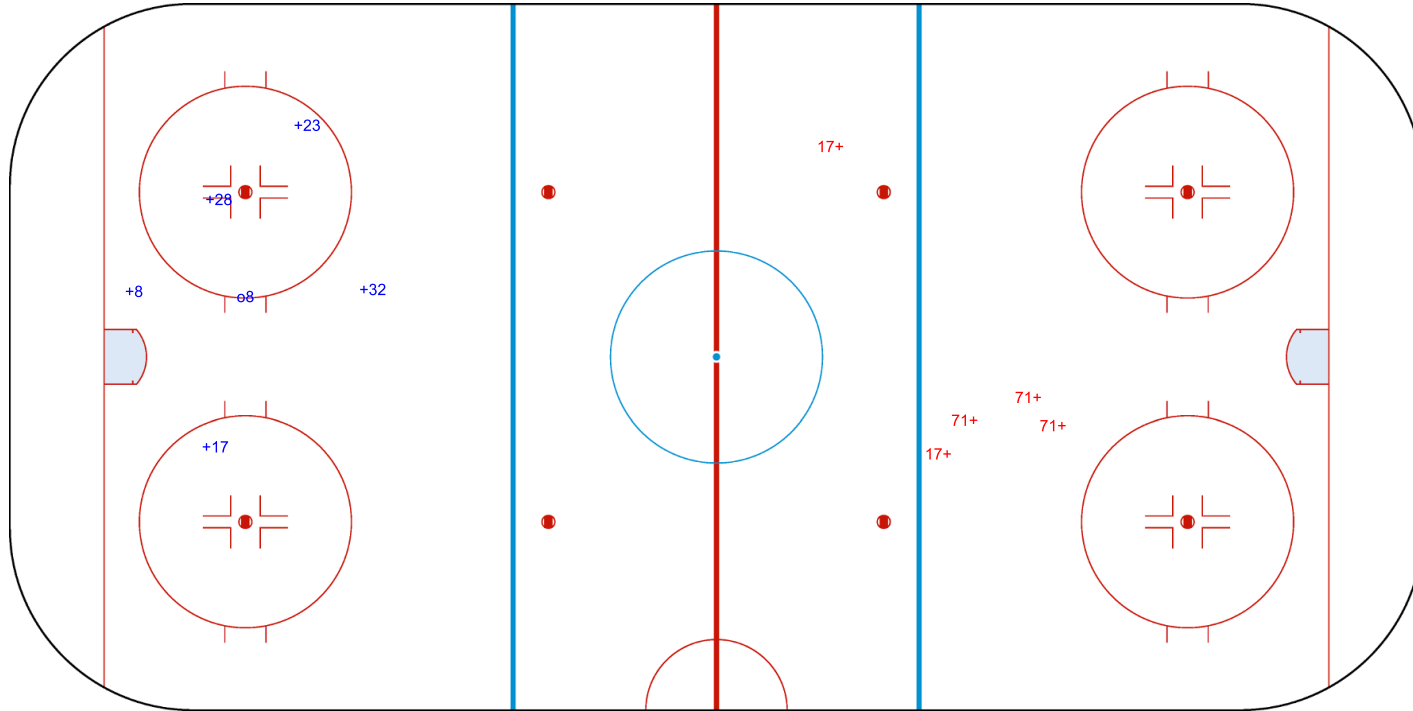
SSG (+): 5

SSP (>): 0

SPG (-): 0




GK 1 of CHN





Shots by NOR

Goals (o): 1    SSG (+): 3  
SSP (<): 0    SPG (-): 0



GK 1 of CHN

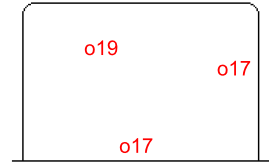


Period: 3

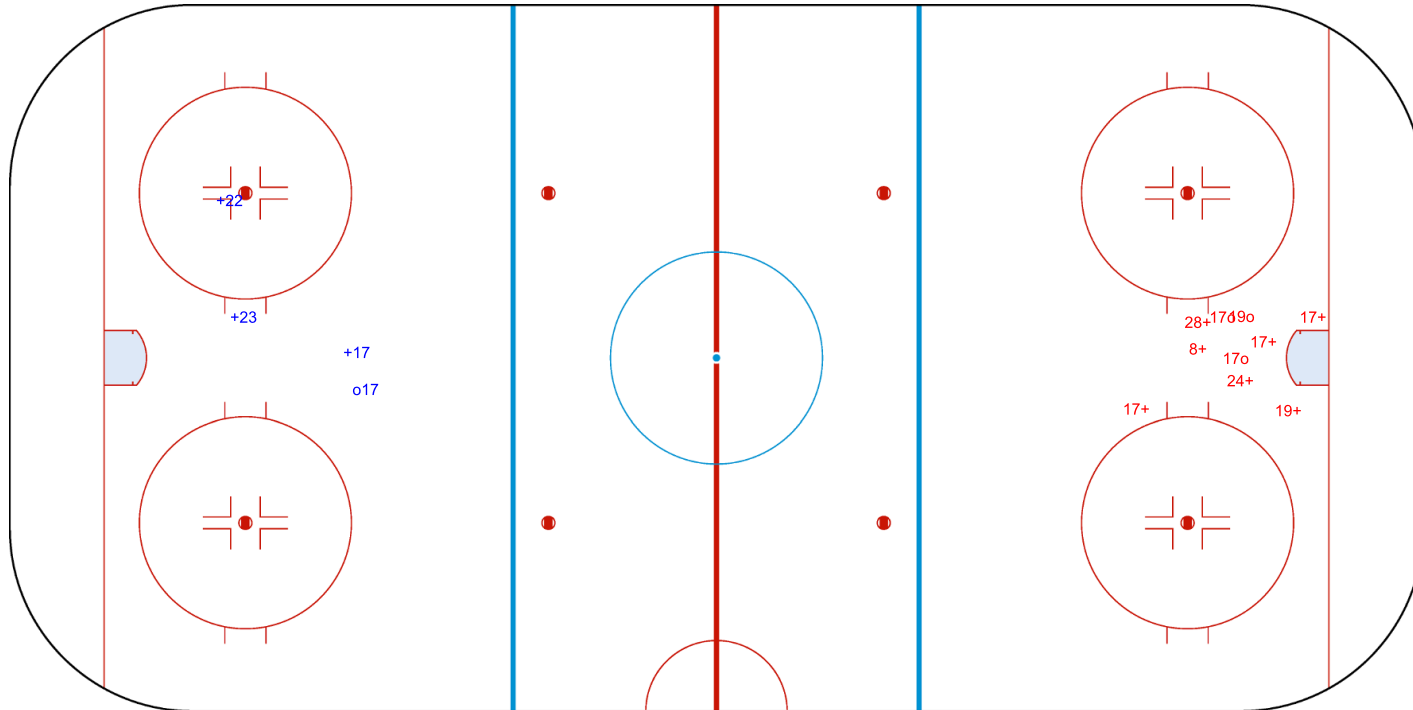


Shots by CHN

Goals (o): 3    SSG (+): 7  
SSP (>): 0    SPG (-): 0



GK 1 of NOR



<b>Legend:</b>							
<b>GK</b>	Goalkeeper	<b>SPG</b>	Shots past goal	<b>SSG</b>	Shots saved by goalkeeper	<b>SSP</b>	Shots saved by player



Face-off Chart  
NOR - CHN

PERIOD 1

	NOR		CHN		NOR		CHN		NOR		CHN		Total wins all zones
	Def. zone	Att. zone	Neutral zone		Att. zone	Def. zone	Att. zone	Def. zone	Att. zone	Def. zone	Att. zone	Def. zone	
	+ 71	- 30	+ 71	- 8	+ 71	- 28							
	- 71	+ 28	- 20	+ 28	- 20	+ 8							
	- 20	+ 30	+ 71	- 8	+ 71	- 8							
	+ 20	- 30	- 71	+ 8	- 71	+ 8							
	+ 71	- 8	- 20	+ 8	- 20	+ 8							
	+ 71	- 28											
Total wins / period	4 / 67%	2 / 33%	2 / 40%	3 / 60%	2 / 100%	0 / 0%	8 / 62%	5 / 38%					

PERIOD 2

	NOR		CHN		NOR		CHN		NOR		CHN		Total wins all zones
	Def. zone	Att. zone	Neutral zone		Att. zone	Def. zone	Att. zone	Def. zone	Att. zone	Def. zone	Att. zone	Def. zone	
	- 20	+ 28	+ 71	- 8	- 20	+ 8							
	- 71	+ 30	+ 71	- 28	+ 71	- 8							
	+ 71	- 30	- 71	+ 28	- 71	+ 8							
	- 20	+ 8	+ 71	- 28	+ 71	- 8							
	- 20	+ 8											
	+ 71	- 28											
Total wins / period	2 / 33%	4 / 67%	3 / 75%	1 / 25%	1 / 50%	1 / 50%	6 / 50%	6 / 50%					

PERIOD 3

	NOR		CHN		NOR		CHN		NOR		CHN		Total wins all zones
	Def. zone	Att. zone	Neutral zone		Att. zone	Def. zone	Att. zone	Def. zone	Att. zone	Def. zone	Att. zone	Def. zone	
	+ 71	- 8	- 71	+ 8	+ 71	- 28							
	- 71	+ 28	- 20	+ 8	- 71	+ 8							
	- 71	+ 28	+ 71	- 23	+ 71	- 28							
	- 20	+ 8	- 71	+ 23	- 20	+ 28							
	- 71	+ 12	- 71	+ 28									
			+ 71	- 12									
			- 71	+ 8									
			+ 91	- 28									
			- 71	+ 8									
Total wins / period	1 / 20%	4 / 80%	3 / 33%	6 / 67%	1 / 33%	2 / 67%	5 / 29%	12 / 71%					

TOTAL

	NOR		CHN		NOR		CHN		NOR		CHN		Total wins all zones
	Def. zone	Att. zone	Neutral zone		Att. zone	Def. zone	Att. zone	Def. zone	Att. zone	Def. zone	Att. zone	Def. zone	
Total wins / game	7 / 41%	10 / 59%	8 / 44%	10 / 56%	4 / 57%	3 / 43%	19 / 45%	23 / 55%					





HEAD TO HEAD

		CHN									
No.		8	12	23	28	30	Tot	wins NOR	Dz	Nz	Az
NOR	20	0 - 6			0 - 3	1 - 1	11	1 9%	1 17%	0 0%	0 0%
	71	7 - 5	1 - 1	1 - 1	6 - 5	2 - 1	30	17 57%	6 55%	7 50%	4 80%
	91				1 - 0		1	1 100%		1 100%	
	<b>Tot</b>	18	2	2	15	5	42	19 45%	7 41%	8 44%	4 57%
	<b>wins CHN</b>	11 61%	1 50%	1 50%	8 53%	2 40%	23 55%				
	<b>Dz</b>	2 50%			1 33%		3 43%				
<b>Nz</b>	6 67%	0 0%	1 50%	3 50%		10 56%					
<b>Az</b>	3 60%	1 100%		4 67%	2 40%	10 59%					

<b>Legend:</b>									
<b>Az</b>	Attacking zone	<b>Dz</b>	Defending zone	<b>No.</b>	Jersey number	<b>Nz</b>	Neutral zone	<b>Tot.</b>	Total face-offs played



MON 29 MAY 2023

Start Time 19:00

Preliminary Round - Group A, Game 6



## Game Roster

## CAN - KOR

## Referee

RAPAK Martin (CZE)

## Linesmen

HERMANSEN OSWOLD Marius (NOR) , LUNDEN Andreas (SWE)

## Goalkeepers

Team: CAN

No.	Name	Gen	GP	MIP	GA	SVS	SOG	SVS%	GAA
30	HUNEALT Jean-Francois	M	0	00:00	0	0	0	0.00	0.00
31	LAROCQUE Dominic	M	0	00:00	0	0	0	0.00	0.00

## Team Roster

Team: CAN (Red)

No.	Pos.	Name	Gen	GP	G	A	PTS	PIM	+/-
2	F	CRANE Rod	M	0	0	0	0	0	0
4	F	DUNN James	M	0	0	0	0	0	0
5	D	HENRY Tyrone	M	0	0	0	0	0	0
6	D	ARMSTRONG Rob	M	0	0	0	0	0	0
7	D	LAVIN Zach	M	0	0	0	0	0	0
8	F	McGREGOR Tyler	M	0	0	0	0	0	0
9	F	SMITH Corbyn	M	0	0	0	0	0	0
11	F	DIXON Adam	M	0	0	0	0	0	0
13	F	BOILY Vincent	M	0	0	0	0	0	0
14	F	TOUSIGNANT Raphaelle	F	0	0	0	0	0	0
19	F	COZZOLINO Dominic	M	0	0	0	0	0	0
20	F	LEBLANC Jacob	M	0	0	0	0	0	0
21	F	AUCLAIR Alexis	M	0	0	0	0	0	0
26	F	JACOBS-WEBB Anton	M	0	0	0	0	0	0
29	D	KOVACEVICH Micah	M	0	0	0	0	0	0
30	GK	HUNEALT Jean-Francois	M	0	0	0	0	0	0
31	GK	LAROCQUE Dominic	M	0	0	0	0	0	0
92	D	HALBERT Auren	M	0	0	0	0	0	0

Head Coach: HERRINGTON Russ

Team: KOR

No.	Name	Gen	GP	MIP	GA	SVS	SOG	SVS%	GAA
39	CHOI Hyuk Jun	M	1	42:16	3	32	35	91.43	3.19
82	BONG Daehan	M	1	02:44	0	1	1	100.00	0.00

Team: KOR (White)

No.	Pos.	Name	Gen	GP	G	A	PTS	PIM	+/-
1	D	LEE Jun Yong	M	1	0	0	0	0	0
3	F	RYU Jee Hyun	M	1	0	0	0	0	-1
5	F	YANG Gab-Gyu	M	1	0	0	0	0	0
7	F	SHIN Kyoung Moon	M	1	0	0	0	0	0
11	F	SONG Yeha	M	1	0	0	0	0	-1
12	D	KIM Young Sung	M	1	0	0	0	4	-2
13	D	YU Inchul	M	1	0	0	0	0	0
14	F	JUNG Seung Hwan	M	1	0	0	0	2	-1
20	D	JANG Dong Shin	M	1	0	0	0	2	-1
22	F	KIM Sunghun	M	1	0	0	0	0	0
24	F	KIM Inkyum	M	1	0	0	0	0	0
27	F	CHO Byeong Seok	M	1	0	0	0	0	-2
39	GK	CHOI Hyuk Jun	M	1	0	0	0	0	0
55	F	JANG Jong Ho	M	1	0	0	0	0	-2
82	GK	BONG Daehan	M	1	0	0	0	0	0

Head Coach: KIM Tae Ho

## Legend:

+/-	Plus/minus net	A	Assists	D	Defence	F	Female / Forward
G	Goals	GA	Goals against	GAA	Goals against as average per 45 minutes	Gen	Gender
GK	Goalkeeper	GP	Games played	M	Male	MIP	Minutes and seconds played
No.	Jersey number	PIM	Penalties in minutes	Pos.	Position	PTS	Points
SOG	Shots on goal	SVS	Saves	SVS%	Saves in percentage		



## Line-ups

## CAN - KOR

## Referee

RAPAK Martin (CZE)

## Linesmen

HERMANSEN OSWOLD Marius (NOR) , LUNDEN Andreas (SWE)

## Goalkeepers

## Team: CAN

No.	Name	Gen
30	HUNEAULT Jean-Francois	M
31	LAROCQUE Dominic	M

## Team Line-ups

## Team: CAN (Red)

No.	Pos.	Name	Gen
5	D	HENRY Tyrone +A	M
7	D	LAVIN Zach	M
8	F	McGREGOR Tyler +C	M
9	F	SMITH Corbyn	M
19	F	COZZOLINO Dominic	M
61	D	ARMSTRONG Rob	M
92	D	HALBERT Auren	M
4	F	DUNN James +A	M
11	F	DIXON Adam	M
26	F	JACOBS-WEBB Anton	M
13	F	BOILY Vincent	M
14	F	TOUSIGNANT Raphaelle	F
20	F	LEBLANC Jacob	M

Head Coach: HERRINGTON Russ

## NOT DRESSED:

2	F	CRANE Rod	M
21	F	AUCLAIR Alexis	M
29	D	KOVACEVICH Micah	M

## Team: KOR

No.	Name	Gen
39	CHOI Hyuk Jun	M
82	BONG Daehan	M

## Team: KOR (White)

No.	Pos.	Name	Gen
13	D	YU Inchul	M
20	D	JANG Dong Shin +C	M
11	F	SONG Yeha	M
14	F	JUNG Seung Hwan	M
27	F	CHO Byeong Seok	M
1	D	LEE Jun Yong	M
12	D	KIM Young Sung +A	M
7	F	SHIN Kyoung Moon	M
24	F	KIM Inkyum	M
55	F	JANG Jong Ho	M
5	F	YANG Gab-Gyu	M
22	F	KIM Sunghun	M

Head Coach: KIM Tae Ho

## NOT DRESSED:

3	F	RYU Jee Hyun +A	M
---	---	-----------------	---

## Legend:

<b>+A</b>	Assistant Captain	<b>+C</b>	Captain	<b>D</b>	Defence	<b>F</b>	Female / Forward
<b>Gen</b>	Gender	<b>M</b>	Male	<b>No.</b>	Jersey number	<b>Pos.</b>	Position



MON 29 MAY 2023

Start Time 19:00  
End Time 23:00

Preliminary Round - Group A, Game 6



## Game Summary

CAN - KOR 15 - 1 (7 - 0 , 4 - 0 , 4 - 1)

Spectators	Referee	Linesmen
1013	RAPAK Martin (CZE)	HERMANSEN OSWOLD Marius (NOR) , LUNDEN Andreas (SWE)

## Team Statistics

Period	Score	SVS	SOG	PIM	TPP	PPG	SHG
1	7 : 0	0 : 5	12 : 0	0 : 6	02:27 : 00:00	3 : 0	0 : 0
2	4 : 0	4 : 9	13 : 4	2 : 6	03:36 : 02:00	2 : 0	0 : 0
3	4 : 1	1 : 13	17 : 2	0 : 0	00:00 : 00:00	0 : 0	0 : 0
<b>Total</b>	<b>15 : 1</b>	<b>5 : 27</b>	<b>42 : 6</b>	<b>2 : 12</b>	<b>06:03 : 02:00</b>	<b>5 : 0</b>	<b>0 : 0</b>

## 1st Period

Action	Time	ET/Res	Team	Type	No.	Name	(G) Name of Assistant(s) / Action Description
GK	00:00		CAN		30	HUNEAULT JF	- Goalkeeper in
GK	00:00		KOR		39	CHOI HJ	- Goalkeeper in
<b>Goal</b>	<b>01:23</b>	<b>1 : 0</b>	<b>CAN</b>	<b>EQ</b>	<b>8</b>	<b>McGREGOR T</b>	(1) 9 SMITH C On Ice CAN 30 4 8 9 11 19 19 COZZOLINO D KOR 39 1 7 12 24 55
Penalty	03:10	03:42	KOR	2 min.	12	KIM YS	- Holding an opponent
<b>Goal</b>	<b>03:42</b>	<b>2 : 0</b>	<b>CAN</b>	<b>PP1</b>	<b>4</b>	<b>DUNN J</b>	(1) 11 DIXON A On Ice CAN 30 4 7 8 9 11 19 COZZOLINO D KOR 39 1 5 24 55 *
<b>Goal</b>	<b>05:07</b>	<b>3 : 0</b>	<b>CAN</b>	<b>EQ</b>	<b>8</b>	<b>McGREGOR T</b>	(2) 19 COZZOLINO D On Ice CAN 30 8 9 19 61 92 KOR 39 11 13 14 20 27
Penalty	05:36	05:58	KOR	2 min.	24	KIM I	- Slashing
<b>Goal</b>	<b>05:58</b>	<b>4 : 0</b>	<b>CAN</b>	<b>PP1</b>	<b>19</b>	<b>COZZOLINO D</b>	(1) 8 McGREGOR T On Ice CAN 30 4 8 9 11 19 4 DUNN J KOR 39 11 13 14 20 *
<b>Goal</b>	<b>10:32</b>	<b>5 : 0</b>	<b>CAN</b>	<b>EQ</b>	<b>4</b>	<b>DUNN J</b>	(2) 11 DIXON A On Ice CAN 30 4 8 9 11 19 7 LAVIN Z KOR 39 7 13 20 24 55
Penalty	11:44	13:17	KOR	2 min.	22	KIM S	- Teeing
<b>Goal</b>	<b>13:17</b>	<b>6 : 0</b>	<b>CAN</b>	<b>PP1</b>	<b>92</b>	<b>HALBERT A</b>	(1) 26 JACOBS-WEBB A On Ice CAN 30 7 13 26 61 92 KOR 39 1 12 27 55 *
<b>Goal</b>	<b>13:58</b>	<b>7 : 0</b>	<b>CAN</b>	<b>EQ</b>	<b>11</b>	<b>DIXON A</b>	(1) 20 LEBLANC J On Ice CAN 30 5 7 11 14 20 7 LAVIN Z KOR 39 7 13 20 24 55

## 2nd Period

Action	Time	ET/Res	Team	Type	No.	Name	(G) Name of Assistant(s) / Action Description
GK	15:00		KOR		82	BONG D	- Goalkeeper in 39 CHOI HJ - Goalkeeper out
Penalty	16:37	17:53	KOR	2 min.	20	JANG DS	- Teeing
<b>Goal</b>	<b>17:53</b>	<b>8 : 0</b>	<b>CAN</b>	<b>PP1</b>	<b>19</b>	<b>COZZOLINO D</b>	(2) 8 McGREGOR T On Ice CAN 30 4 8 9 11 19 9 SMITH C KOR 82 1 7 12 55 *
Penalty	20:00	20:20	KOR	2 min.	12	KIM YS	- Roughing
<b>Goal</b>	<b>20:20</b>	<b>9 : 0</b>	<b>CAN</b>	<b>PP1</b>	<b>7</b>	<b>LAVIN Z</b>	(1) 13 BOILY V On Ice CAN 30 7 13 26 61 92 26 JACOBS-WEBB A KOR 82 1 7 24 55 *
Penalty	22:17		KOR	PS	5	YANG GG	- Hooking
PS.miss	22:17		CAN	PS	19	COZZOLINO D	(2)
<b>Goal</b>	<b>22:31</b>	<b>10 : 0</b>	<b>CAN</b>	<b>EQ</b>	<b>19</b>	<b>COZZOLINO D</b>	(3) 7 LAVIN Z On Ice CAN 30 5 7 8 9 19 KOR 82 1 11 12 14 55
Penalty	24:07	26:07	CAN	2 min.	19	COZZOLINO D	- Slashing
Penalty	26:31	28:31	KOR	2 min.	11	SONG Y	- Teeing
<b>Goal</b>	<b>29:06</b>	<b>11 : 0</b>	<b>CAN</b>	<b>EQ</b>	<b>19</b>	<b>COZZOLINO D</b>	(4) 8 McGREGOR T On Ice CAN 30 5 7 8 9 19 9 SMITH C KOR 82 1 11 12 13 14

## 3rd Period

Action	Time	ET/Res	Team	Type	No.	Name	(G) Name of Assistant(s) / Action Description
<b>Goal</b>	<b>34:28</b>	<b>12 : 0</b>	<b>CAN</b>	<b>EQ</b>	<b>9</b>	<b>SMITH C</b>	(1) 19 COZZOLINO D On Ice CAN 30 4 8 9 19 92 KOR 82 1 12 14 20 27
<b>Goal</b>	<b>34:44</b>	<b>13 : 0</b>	<b>CAN</b>	<b>EQ</b>	<b>11</b>	<b>DIXON A</b>	(2) 4 DUNN J On Ice CAN 30 4 5 7 11 26 KOR 82 5 7 11 13 55
<b>Goal</b>	<b>37:17</b>	<b>13 : 1</b>	<b>KOR</b>	<b>EQ</b>	<b>14</b>	<b>JUNG SH</b>	(1) On Ice CAN 30 13 14 20 61 92 KOR 82 1 11 12 13 14



MON 29 MAY 2023

Start Time 19:00  
End Time 23:00

Preliminary Round - Group A, Game 6



Action	Time	ET/Res	Team	Type	No.	Name	(G)	Name of Assistant(s)	Action Description
Goal	40:31	14 : 1	CAN	EQ	13	BOILY V	(1)	20 LEBLANC J	On Ice CAN 30 5 7 13 14 20 KOR 82 1 7 12 14 20
Goal	41:27	15 : 1	CAN	EQ	4	DUNN J	(3)	11 DIXON A 61 ARMSTRONG R	On Ice CAN 30 4 11 26 61 92 KOR 82 5 7 11 13 55
GK	45:00		CAN						30 HUNEALT JF - Goalkeeper out
GK	45:00		KOR						82 BONG D - Goalkeeper out

Goalkeeper Records

Team : CAN - Canada

Team : KOR - Korea

No.	Name	SOG	SVS	MIP
30	HUNEALT Jean-Francois	6	5	45:00
31	LAROCQUE Dominic			

No.	Name	SOG	SVS	MIP
82	BONG Daehan	30	22	30:00
39	CHOI Hyuk Jun	12	5	15:00

Game Statistics

Team : CAN (Red)

Head Coach : HERRINGTON Russ

No.	Pos.	Name	Gen	G	A	PTS	PIM	Shots on Goal				+/-
								1	2	3	TS	
5	D	HENRY Tyrone +A	M	0	0	0	0	0	1	0	1	+5
7	D	LAVIN Zach	M	1	3	4	0	0	1	0	1	+5
8	F	McGREGOR Tyler +C	M	2	3	5	0	3	2	2	7	+6
9	F	SMITH Corbyn	M	1	3	4	0	0	2	3	5	+6
19	F	COZZOLINO Dominic (BP)	M	4	4	8	2	2	3	1	6	+6
4	F	DUNN James +A	M	3	2	5	0	3	0	1	4	+5
11	F	DIXON Adam	M	2	3	5	0	1	0	2	3	+5
26	F	JACOBS-WEBB Anton	M	0	2	2	0	1	0	0	1	+2
61	D	ARMSTRONG Rob	M	0	1	1	0	0	0	1	1	+1
92	D	HALBERT Auren	M	1	0	1	0	1	0	1	2	+2
13	F	BOILY Vincent	M	1	1	2	0	1	3	2	6	0
14	F	TOUSIGNANT Raphaelle	F	0	0	0	0	0	1	0	1	+1
20	F	LEBLANC Jacob	M	0	2	2	0	0	0	4	4	+1
30	GK	HUNEALT Jean-Francois	M	0	0	0	0	0	0	0	0	
31	GK	LAROCQUE Dominic	M	0	0	0	0	0	0	0	0	
<b>Total</b>				<b>15</b>	<b>24</b>	<b>39</b>	<b>2</b>	<b>12</b>	<b>13</b>	<b>17</b>	<b>42</b>	

Team : KOR (White)

Head Coach : KIM Tae Ho

No.	Pos.	Name	Gen	G	A	PTS	PIM	Shots on Goal				+/-
								1	2	3	TS	
11	F	SONG Yeha	M	0	0	0	2	0	0	0	0	-4
13	D	YU Inchul	M	0	0	0	0	0	1	0	1	-5
14	F	JUNG Seung Hwan	M	1	0	1	0	0	2	1	3	-4
20	D	JANG Dong Shin +C	M	0	0	0	2	0	1	0	1	-5
27	F	CHO Byeong Seok	M	0	0	0	0	0	0	0	0	-2
1	D	LEE Jun Yong	M	0	0	0	0	0	0	0	0	-4
7	F	SHIN Kyoung Moon	M	0	0	0	0	0	0	0	0	-6
12	D	KIM Young Sung +A	M	0	0	0	4	0	0	1	1	-4
24	F	KIM Inkyum	M	0	0	0	2	0	0	0	0	-3
55	F	JANG Jong Ho	M	0	0	0	0	0	0	0	0	-6
5	F	YANG Gab-Gyu	M	0	0	0	0	0	0	0	0	-2
22	F	KIM Sunghun	M	0	0	0	2	0	0	0	0	0
39	GK	CHOI Hyuk Jun	M	0	0	0	0	0	0	0	0	
82	GK	BONG Daehan (BP)	M	0	0	0	0	0	0	0	0	
<b>Total</b>				<b>1</b>	<b>0</b>	<b>1</b>	<b>12</b>	<b>0</b>	<b>4</b>	<b>2</b>	<b>6</b>	



MON 29 MAY 2023

Start Time 19:00  
End Time 23:00

Legend:							
<b>(G)</b>	Goals in tournament	*	does not count for Plus/minus	<b>+/-</b>	Plus/minus net	<b>+A</b>	Assistant Captain
<b>+C</b>	Captain	<b>A</b>	Assists	<b>D</b>	Defence	<b>EQ</b>	Equal strength
<b>ET/Res</b>	Penalty end time/Result of game	<b>F</b>	Female / Forward	<b>G</b>	Goals	<b>Gen</b>	Gender
<b>GK</b>	Goalkeeper	<b>M</b>	Male	<b>MIP</b>	Minutes in play (GK)	<b>No.</b>	Jersey number
<b>PIM</b>	Penalties in minutes	<b>Pos.</b>	Position	<b>PP1</b>	Power play - 1 player	<b>PPG</b>	Power play goals
<b>PS</b>	Penalty shot	<b>PTS</b>	Points	<b>SHG</b>	Shorthanded goals	<b>SOG</b>	Shots on goal
<b>SVS</b>	Saves	<b>TPP</b>	Time on power play	<b>TS</b>	Total shots		



### Shot Chart

**REVISED**  
29 MAY 7:10

CAN - KOR



Period: 1



Shots by CAN

Goals (o): 7    SSG (+): 5  
SSP (<): 0    SPG (-): 0



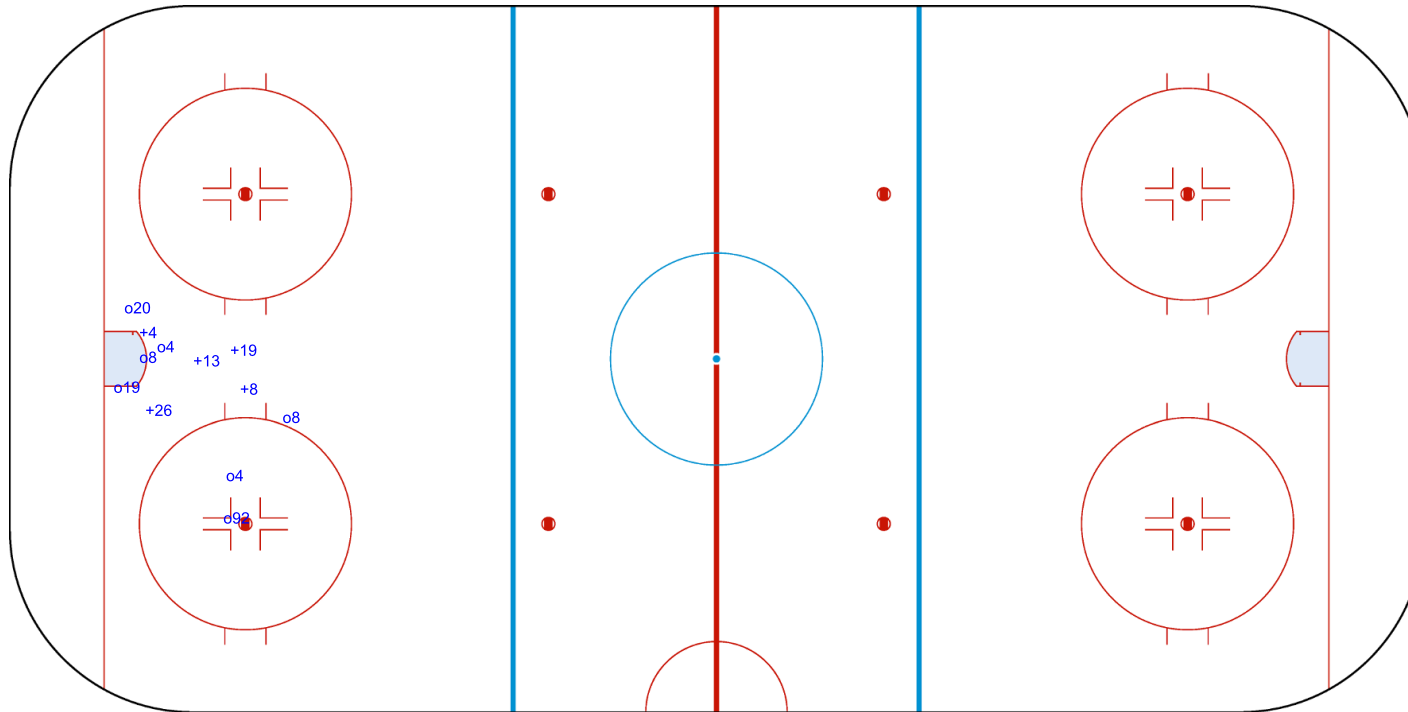
GK 39 of KOR

Shots by KOR

Goals (o): 0    SSG (+): 0  
SSP (>): 0    SPG (-): 0



GK 30 of CAN





Shots by KOR

Goals (o): 0

SSG (+): 4

SSP (<): 0

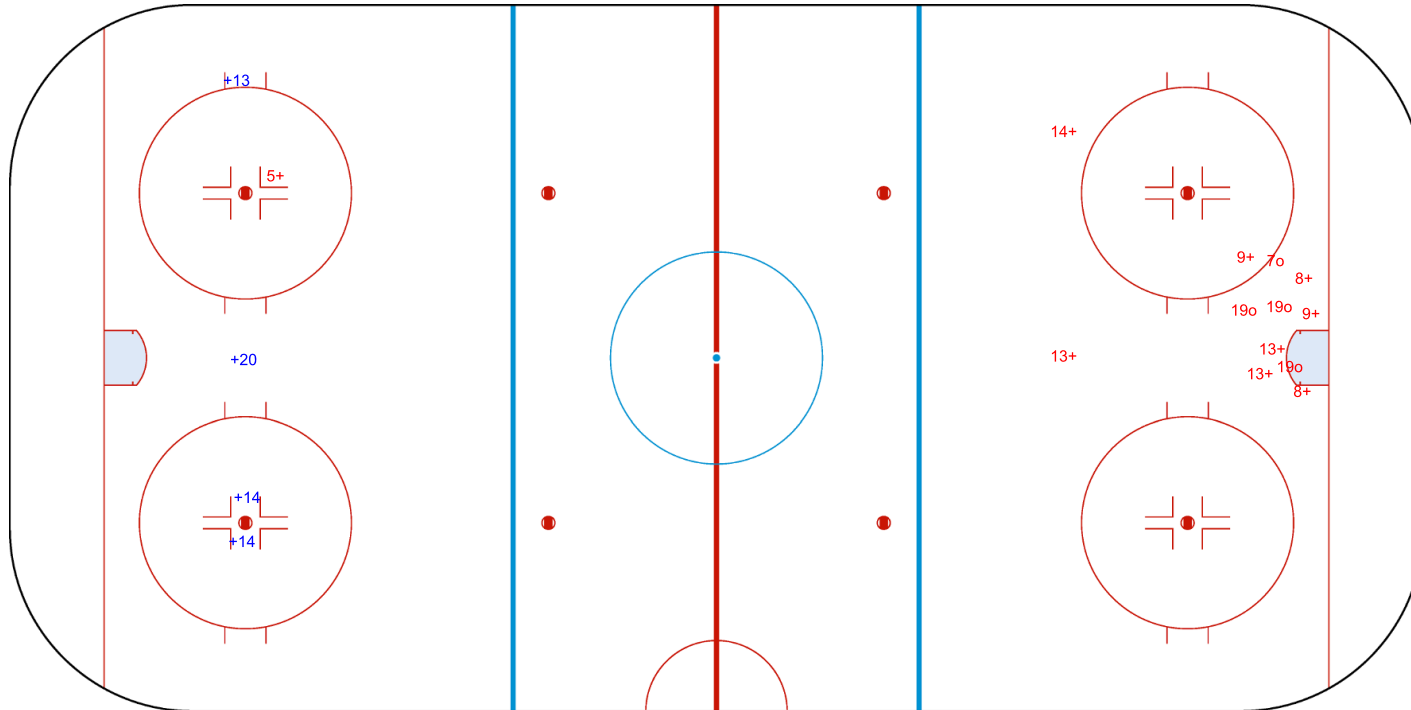
SPG (-): 0



GK 30 of CAN



Period: 2



Shots by CAN

Goals (o): 4

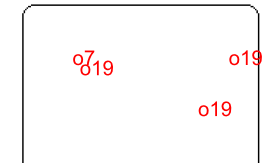
SSG (+): 9

SSP (>): 0

SPG (-): 0



GK 39 of KOR



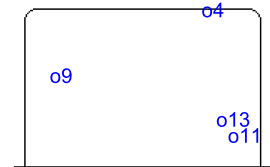
GK 82 of KOR





Shots by CAN

Goals (o): 4    SSG (+): 13  
SSP (<): 0    SPG (-): 0



GK 82 of KOR




Period: 3

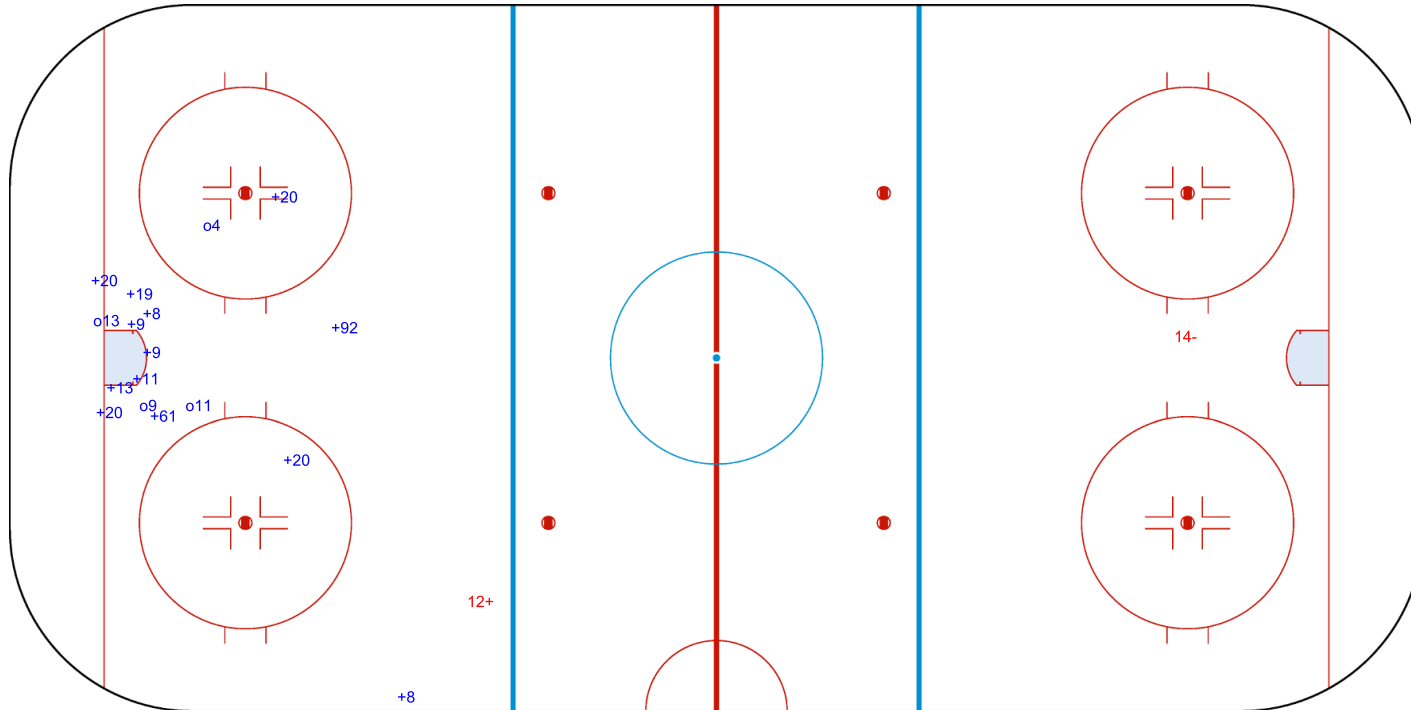


Shots by KOR

Goals (o): 1    SSG (+): 1  
SSP (>): 0    SPG (-): 1



GK 30 of CAN



<b>Legend:</b>	<b>GK</b> Goalkeeper	<b>SPG</b> Shots past goal	<b>SSG</b> Shots saved by goalkeeper	<b>SSP</b> Shots saved by player
----------------	----------------------	----------------------------	--------------------------------------	----------------------------------

**REVISED** REVISED to correct 14th goal CAN - scorer #13, Assist #20.



Face-off Chart  
CAN - KOR

PERIOD 1

	CAN		KOR		CAN		KOR		
	Def. zone	Att. zone	Neutral zone	Neutral zone	Att. zone	Def. zone	Def. zone	Def. zone	
	+ 19	- 55	- 9	+ 27	+ 19	- 55			
	- 20	+ 55	+ 9	- 55	- 9	+ 27			
			- 20	+ 27	- 20	+ 55			
			- 26	+ 27	+ 19	- 11			
			+ 20	- 55	- 26	+ 11			
			- 26	+ 27	- 26	+ 55			
			- 26	+ 27					
			- 20	+ 55					
			+ 9	- 27					
Total wins / period	1 / 50%	1 / 50%	3 / 33%	6 / 67%	2 / 33%	4 / 67%	Total wins all zones		
							CAN	KOR	
							6 / 35%	11 / 65%	

PERIOD 2

	CAN		KOR		CAN		KOR		
	Def. zone	Att. zone	Neutral zone	Neutral zone	Att. zone	Def. zone	Def. zone	Def. zone	
	- 20	+ 55	+ 26	- 27	- 19	+ 55			
	- 9	+ 27	+ 26	- 27	- 26	+ 55			
	- 26	+ 1	+ 20	- 27	+ 9	- 55			
	+ 9	- 1	+ 20	- 27	+ 20	- 55			
	- 9	+ 1	- 9	+ 55					
	- 26	+ 1	- 20	+ 55					
			+ 9	- 27					
			- 26	+ 1					
Total wins / period	1 / 17%	5 / 83%	5 / 63%	3 / 37%	2 / 50%	2 / 50%	Total wins all zones		
							CAN	KOR	
							8 / 44%	10 / 56%	

PERIOD 3

	CAN		KOR		CAN		KOR		
	Def. zone	Att. zone	Neutral zone	Neutral zone	Att. zone	Def. zone	Def. zone	Def. zone	
	- 26	+ 1	+ 26	- 1	+ 26	- 1			
			+ 26	- 1	+ 26	- 1			
			+ 26	- 11	+ 26	- 11			
			- 26	+ 1	- 20	+ 1			
			+ 9	- 11	- 9	+ 27			
			+ 9	- 1					
			+ 26	- 11					
Total wins / period	0 / 0%	1 / 100%	6 / 86%	1 / 14%	3 / 60%	2 / 40%	Total wins all zones		
							CAN	KOR	
							9 / 69%	4 / 31%	

TOTAL

	CAN		KOR		CAN		KOR		
	Def. zone	Att. zone	Neutral zone	Neutral zone	Att. zone	Def. zone	Def. zone	Def. zone	
Total wins / game	2 / 22%	7 / 78%	14 / 58%	10 / 42%	7 / 47%	8 / 53%	Total wins all zones		
							CAN	KOR	
							23 / 48%	25 / 52%	



HEAD TO HEAD

		KOR								
No.	1	11	27	55	Tot	wins CAN	Dz	Nz	Az	
CAN	9	2 - 1	1 - 0	2 - 4	2 - 1	13	7 54%	1 33%	5 71%	1 33%
	19		1 - 0		2 - 1	4	3 75%	1 100%		2 67%
	20	0 - 1		2 - 1	2 - 5	11	4 36%	0 0%	3 50%	1 33%
	26	4 - 5	3 - 1	2 - 3	0 - 2	20	9 45%	0 0%	6 55%	3 50%
	<b>Tot</b>	13	6	14	15	48	23 48%	2 22%	14 58%	7 47%
<b>wins KOR</b>	7 54%	1 17%	8 57%	9 60%	25 52%					
<b>Dz</b>	1 33%	1 33%	2 100%	4 57%	8 53%					
<b>Nz</b>	2 40%	0 0%	5 45%	3 60%	10 42%					
<b>Az</b>	4 80%		1 100%	2 67%	7 78%					

<b>Legend:</b>									
<b>Az</b>	Attacking zone	<b>Dz</b>	Defending zone	<b>No.</b>	Jersey number	<b>Nz</b>	Neutral zone	<b>Tot.</b>	Total face-offs played



TUE 30 MAY 2023

Start Time 11:00

Preliminary Round - Group B, Game 7



## Game Roster

## GER - ITA

## Referee

MYERS Patrick (CAN)

## Linesmen

LEWIS Brendan (USA) , O'ROURKE Ryan (CAN)

## Goalkeepers

Team: GER

No.	Name	Gen	GP	MIP	GA	SVS	SOG	SVS%	GAA
7	UHLEMANN Lars	M	1	00:00	0	0	0	0.00	0.00
47	KUNST Simon	M	1	45:00	3	19	22	86.36	3.00

## Team Roster

Team: GER (Black)

No.	Pos.	Name	Gen	GP	G	A	PTS	PIM	+/-
3	F	DISVELD Bas	M	1	0	0	0	0	0
6	D	RAEDLER Hugo	M	1	0	0	0	0	+1
7	GK	UHLEMANN Lars	M	1	0	0	0	0	
8	F	RENNHACK Frank	M	1	0	2	2	0	+2
21	F	BETZ Steven	M	1	0	0	0	0	0
22	F	MUEHLHANS Veit	M	0	0	0	0	0	0
33	F	KUHLI-LAUENSTEIN Ingo	M	1	1	0	1	2	0
43	F	HERING Bernhard	M	1	2	2	4	6	+2
44	F	BRELAGE Jan Malte	M	1	1	0	1	2	+1
47	GK	KUNST Simon	M	1	0	0	0	0	
52	D	PABST Robert	M	1	0	0	0	0	0
69	D	SKLORZ Lucas	M	1	0	0	0	0	+1
77	F	WEDDE Joerg	M	1	0	0	0	0	0
97	F	SCHRADER Felix	M	1	1	1	2	2	+1

Head Coach: POKORNY Andreas

Team: ITA

No.	Name	Gen	GP	MIP	GA	SVS	SOG	SVS%	GAA
1	STILLITANO Santino	M	1	20:16	6	8	14	57.14	13.32
15	ARAUDO Gabriele	M	1	24:44	4	11	15	73.33	7.28

Team: ITA (White)

No.	Pos.	Name	Gen	GP	G	A	PTS	PIM	+/-
1	GK	STILLITANO Santino	M	1	0	0	0	0	0
2	D	ENDERLE Alex	M	1	0	0	0	2	-2
4	F	REMOTTI MARNINI Matteo	M	1	0	0	0	0	-1
6	D	CAVALIERE Gian Luca	M	1	0	0	0	2	-3
8	D	RADICE Roberto	M	1	0	0	0	0	-3
10	F	KAFMANN Stephan	M	1	1	0	1	6	-3
11	F	LARCH Nils	M	1	0	1	1	0	-4
14	D	BALOSSETTI Bruno	M	1	0	0	0	0	0
15	GK	ARAUDO Gabriele	M	1	0	0	0	0	
18	D	MACRI Andrea	M	1	0	0	0	0	-4
25	F	TORELLA Francesco	M	1	0	0	0	0	-1
26	F	ANTOCHI Eusebiu	M	1	0	0	0	0	-5
27	F	ANDREONI Alessandro	M	1	0	0	0	0	-4
62	F	DEPAOLI Christoph	M	1	0	0	0	0	-5

Head Coach: BIANCHI Mirko

## Legend:

<b>+/-</b>	Plus/minus net	<b>A</b>	Assists	<b>D</b>	Defence	<b>F</b>	Forward
<b>G</b>	Goals	<b>GA</b>	Goals against	<b>GAA</b>	Goals against as average per 45 minutes	<b>Gen</b>	Gender
<b>GK</b>	Goalkeeper	<b>GP</b>	Games played	<b>M</b>	Male	<b>MIP</b>	Minutes and seconds played
<b>No.</b>	Jersey number	<b>PIM</b>	Penalties in minutes	<b>Pos.</b>	Position	<b>PTS</b>	Points
<b>SOG</b>	Shots on goal	<b>SVS</b>	Saves	<b>SVS%</b>	Saves in percentage		



TUE 30 MAY 2023

Start Time 11:00

Preliminary Round - Group B, Game 7



## Line-ups

## GER - ITA

## Referee

MYERS Patrick (CAN)

## Goalkeepers

Team: GER

No.	Name	Gen
47	KUNST Simon	M
7	UHLEMANN Lars	M

## Team Line-ups

Team: GER (Black)

No.	Pos.	Name	Gen
69	D	SKLORZ Lucas	M
3	F	DISVELD Bas +C	M
33	F	KUHLI-LAUENSTEIN Ingo +A	M
44	F	BRELAGE Jan Malte	M
77	F	WEDDE Joerg	M
6	D	RAEDLER Hugo	M
8	F	RENNHACK Frank +A	M
21	F	BETZ Steven	M
43	F	HERING Bernhard	M
97	F	SCHRADER Felix	M
52	D	PABST Robert	M

Head Coach: POKORNY Andreas

## NOT DRESSED:

22 F MUEHLHANS Veit M

## Linesmen

LEWIS Brendan (USA) , O'ROURKE Ryan (CAN)

Team: ITA

No.	Name	Gen
1	STILLITANO Santino	M
15	ARAUDO Gabriele	M

Team: ITA (White)

No.	Pos.	Name	Gen
2	D	ENDERLE Alex	M
6	D	CAVALIERE Gian Luca +C	M
10	F	KAFMANN Stephan	M
11	F	LARCH Nils	M
62	F	DEPAOLI Christoph +A	M
8	D	RADICE Roberto	M
18	D	MACRI Andrea +A	M
4	F	REMOTTI MARNINI Matteo	M
26	F	ANTOCHI Eusebiu	M
27	F	ANDREONI Alessandro	M
14	D	BALOSSETTI Bruno	M
25	F	TORELLA Francesco	M

Head Coach: BIANCHI Mirko

## Legend:

**+A** Assistant Captain  
**Gen** Gender

**+C** Captain  
**M** Male

**D** Defence  
**No.** Jersey number

**F** Forward  
**Pos.** Position



TUE 30 MAY 2023

Start Time 11:00  
End Time 13:02

Preliminary Round - Group B, Game 7



## Game Summary

GER - ITA 0 - 1 (0 - 0, 0 - 0, 0 - 0, 0 - 0, 0 - 1)

Spectators	Referee	Linesmen
529	MYERS Patrick (CAN)	LEWIS Brendan (USA) , O'ROURKE Ryan (CAN)

## Team Statistics

Period	Score	SVS	SOG	PIM	TPP	PPG	SHG
1	0 : 0	3 : 6	6 : 3	0 : 0	00:00 : 00:00	0 : 0	0 : 0
2	0 : 0	4 : 5	5 : 4	2 : 2	01:27 : 01:27	0 : 0	0 : 0
3	0 : 0	1 : 13	13 : 1	2 : 2	02:00 : 02:00	0 : 0	0 : 0
OT	0 : 0	2 : 2	2 : 2	0 : 0	00:00 : 00:00	0 : 0	0 : 0
PSS	0 : 1	0 : 0	0 : 1	0 : 0	00:00 : 00:00	0 : 0	0 : 0
<b>Total</b>	<b>0 : 1</b>	<b>10 : 26</b>	<b>26 : 11</b>	<b>4 : 4</b>	<b>03:27 : 03:27</b>	<b>0 : 0</b>	<b>0 : 0</b>

## 1st Period

No game actions in this period

Action	Time	ET/Res	Team	Type	No.	Name	(G) Name of Assistant(s) / Action Description
GK	00:00		GER		47	KUNST S	- Goalkeeper in
GK	00:00		ITA		1	STILLITANO S	- Goalkeeper in

## 2nd Period

Action	Time	ET/Res	Team	Type	No.	Name	(G) Name of Assistant(s) / Action Description
Penalty	21:57	23:57	GER	2 min.	69	SKLORZ L	- Interference
Penalty	23:24	25:24	ITA	2 min.	26	ANTOCHI E	- Teeing

## 3rd Period

Action	Time	ET/Res	Team	Type	No.	Name	(G) Name of Assistant(s) / Action Description
Penalty	36:21	38:21	ITA	2 min.	10	KAFMANN S	- Interference
Penalty	38:41	40:41	GER	2 min.	33	KUHLI-LAUENSTEIN I	- Roughing

No game actions in this period

Action	Time	ET/Res	Team	Type	No.	Name	(G) Name of Assistant(s) / Action Description
GK	50:00		GER				47 KUNST S - Goalkeeper out
GK	50:00		ITA				1 STILLITANO S - Goalkeeper out

## Penalty-Shot Shootout

Action	Time	Result	Team	No.	Name	(G) Action Description	Goalkeeper
		0 : 1	ITA	62	DEPAOLI C	- Scored	47 KUNST S (GER)
		0 : 0	GER	33	KUHLI-LAUENSTEIN I	- Saved by goalie	1 STILLITANO S (ITA)
		0 : 0	ITA	18	MACRI A	- Saved by goalie	47 KUNST S (GER)
		0 : 0	GER	97	SCHRADER F	- Lost the puck	1 STILLITANO S (ITA)
		0 : 1	ITA	11	LARCH N	- Scored	47 KUNST S (GER)
GWG	50:00	0 : 2	ITA	62	DEPAOLI C		

## Goalkeeper Records

Team : GER - Germany

No.	Name	SOG	SVS	MIP
47	KUNST Simon	10	10	50:00
7	UHLEMANN Lars			

Team : ITA - Italy

No.	Name	SOG	SVS	MIP
1	STILLITANO Santino	26	26	50:00
15	ARAUDO Gabriele			

## Game Statistics

Team : GER (Black)

Head Coach : POKORNY Andreas

No.	Pos.	Name	Gen	G	A	PTS	PIM	Shots on Goal				+/-
								1	2	3	TS	
3	F	DISVELD Bas +C	M	0	0	0	0	0	2	0	2	0
33	F	KUHLI-LAUENSTEIN Ingo +A	M	0	0	0	2	1	0	0	1	0
44	F	BRELAGE Jan Malte (BP)	M	0	0	0	0	0	0	1	1	0
69	D	SKLORZ Lucas	M	0	0	0	2	1	0	0	2	0



TUE 30 MAY 2023

Start Time 11:00  
End Time 13:02

Preliminary Round - Group B, Game 7



Head Coach : POKORNY Andreas

No.	Pos.	Name	Gen	G	A	PTS	PIM	Shots on Goal				+/-
								1	2	3	TS	
77	F	WEDDE Joerg	M	0	0	0	0	0	2	0	2	0
6	D	RAEDLER Hugo	M	0	0	0	0	0	0	3	3	0
8	F	RENNHACK Frank +A	M	0	0	0	0	1	0	3	5	0
21	F	BETZ Steven	M	0	0	0	0	0	0	0	0	0
43	F	HERING Bernhard	M	0	0	0	0	2	0	2	4	0
97	F	SCHRADER Felix	M	0	0	0	0	1	1	4	6	0
52	D	PABST Robert	M	0	0	0	0	0	0	0	0	0
7	GK	UHLEMANN Lars	M	0	0	0	0	0	0	0	0	0
47	GK	KUNST Simon	M	0	0	0	0	0	0	0	0	0
<b>Total</b>				<b>0</b>	<b>0</b>	<b>0</b>	<b>4</b>	<b>6</b>	<b>5</b>	<b>13</b>	<b>26</b>	

Team : ITA (White)

Head Coach : BIANCHI Mirko

No.	Pos.	Name	Gen	G	A	PTS	PIM	Shots on Goal				+/-
								1	2	3	TS	
2	D	ENDERLE Alex	M	0	0	0	0	0	0	0	0	0
6	D	CAVALIERE Gian Luca +C	M	0	0	0	0	0	0	0	0	0
10	F	KAFMANN Stephan	M	0	0	0	2	1	1	0	2	0
11	F	LARCH Nils	M	0	0	0	0	0	0	0	0	0
62	F	DEPAOLI Christoph +A	M	0	0	0	0	0	0	0	1	0
4	F	REMOTTI MARNINI Matteo	M	0	0	0	0	0	1	0	1	0
8	D	RADICE Roberto	M	0	0	0	0	0	0	0	0	0
18	D	MACRI Andrea +A	M	0	0	0	0	2	2	1	6	0
26	F	ANTOCHI Eusebiu	M	0	0	0	2	0	0	0	0	0
27	F	ANDREONI Alessandro	M	0	0	0	0	0	0	0	0	0
14	D	BALOSSETTI Bruno	M	0	0	0	0	0	0	0	0	0
25	F	TORELLA Francesco	M	0	0	0	0	0	0	0	0	0
1	GK	STILLITANO Santino (BP)	M	0	0	0	0	0	0	0	0	0
15	GK	ARAUDO Gabriele	M	0	0	0	0	0	0	0	0	0
<b>Total</b>				<b>0</b>	<b>0</b>	<b>0</b>	<b>4</b>	<b>3</b>	<b>4</b>	<b>1</b>	<b>10</b>	

<b>(G)</b> Goals in tournament	<b>+/-</b> Plus/minus net	<b>+A</b> Assistant Captain	<b>+C</b> Captain
<b>A</b> Assists	<b>D</b> Defence	<b>ET/Res</b> Penalty end time/Result of game	<b>F</b> Forward
<b>G</b> Goals	<b>Gen</b> Gender	<b>GK</b> Goalkeeper	<b>GWG</b> Game winning goal
<b>M</b> Male	<b>MIP</b> Minutes in play (GK)	<b>No.</b> Jersey number	<b>PIM</b> Penalties in minutes
<b>Pos.</b> Position	<b>PPG</b> Power play goals	<b>PSS</b> Penalty-Shot Shootout	<b>PTS</b> Points
<b>SHG</b> Shorthanded goals	<b>SOG</b> Shots on goal	<b>SVS</b> Saves	<b>TPP</b> Time on power play
<b>TS</b> Total shots			



### Shot Chart GER - ITA

Shots by ITA  
Goals (o): 0  
SSP (<): 0  
SSG (+): 3  
SPG (-): 5



GK 47 of GER



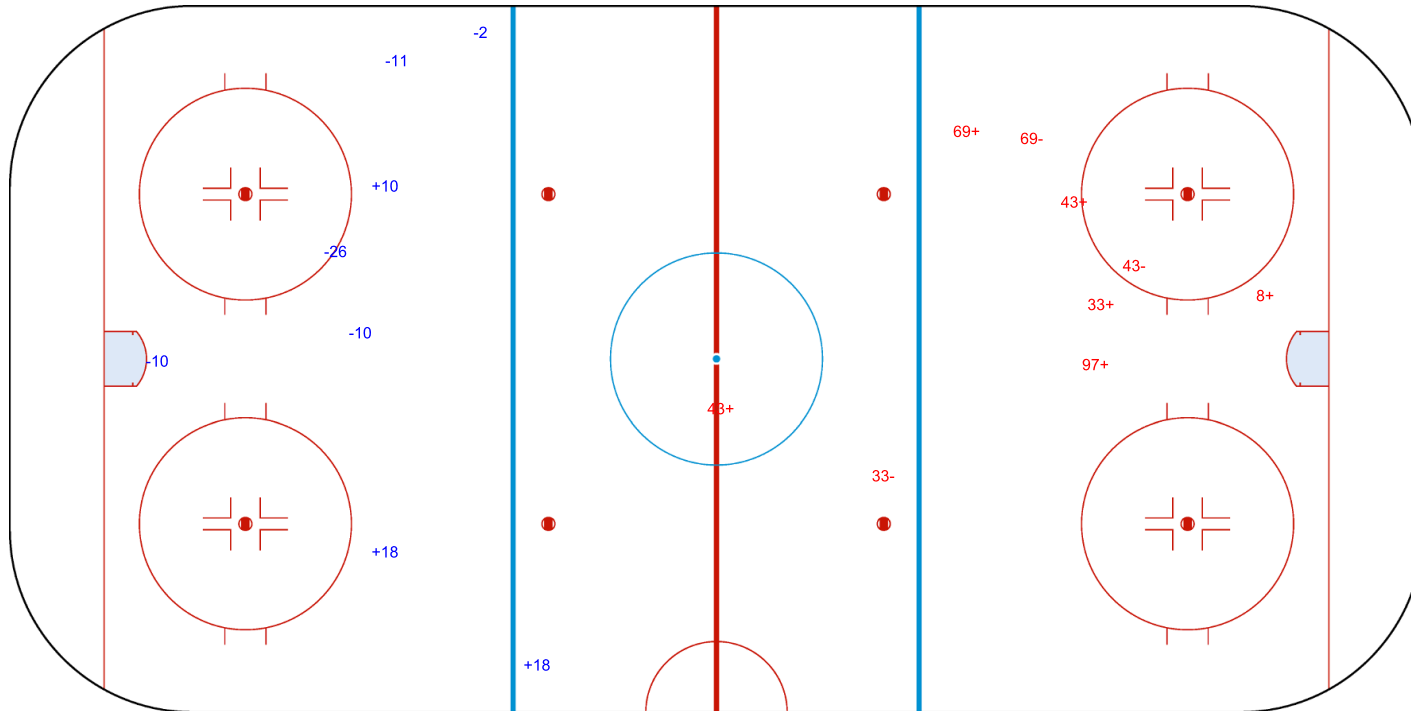
Period: 1



Shots by GER  
Goals (o): 0  
SSP (>): 0  
SSG (+): 6  
SPG (-): 3



GK 1 of ITA







Shots by GER

Goals (o): 0

SSG (+): 5

SSP (<): 0

SPG (-): 7



GK 1 of ITA



Period: 2



Shots by ITA

Goals (o): 0

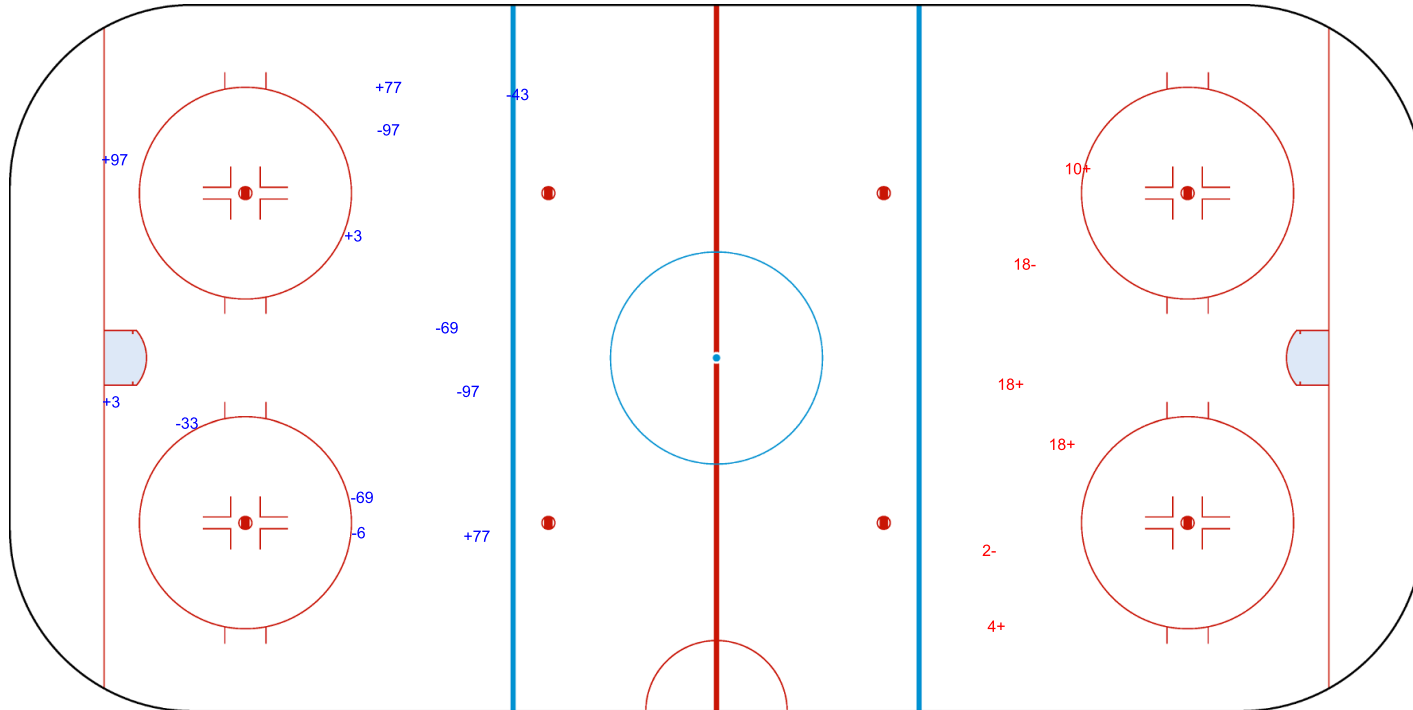
SSG (+): 4

SSP (>): 0

SPG (-): 2



GK 47 of GER





Shots by ITA

Goals (o): 0

SSP (<): 0

SSG (+): 1

SPG (-): 3

GK 47 of GER



Period: 3



Shots by GER

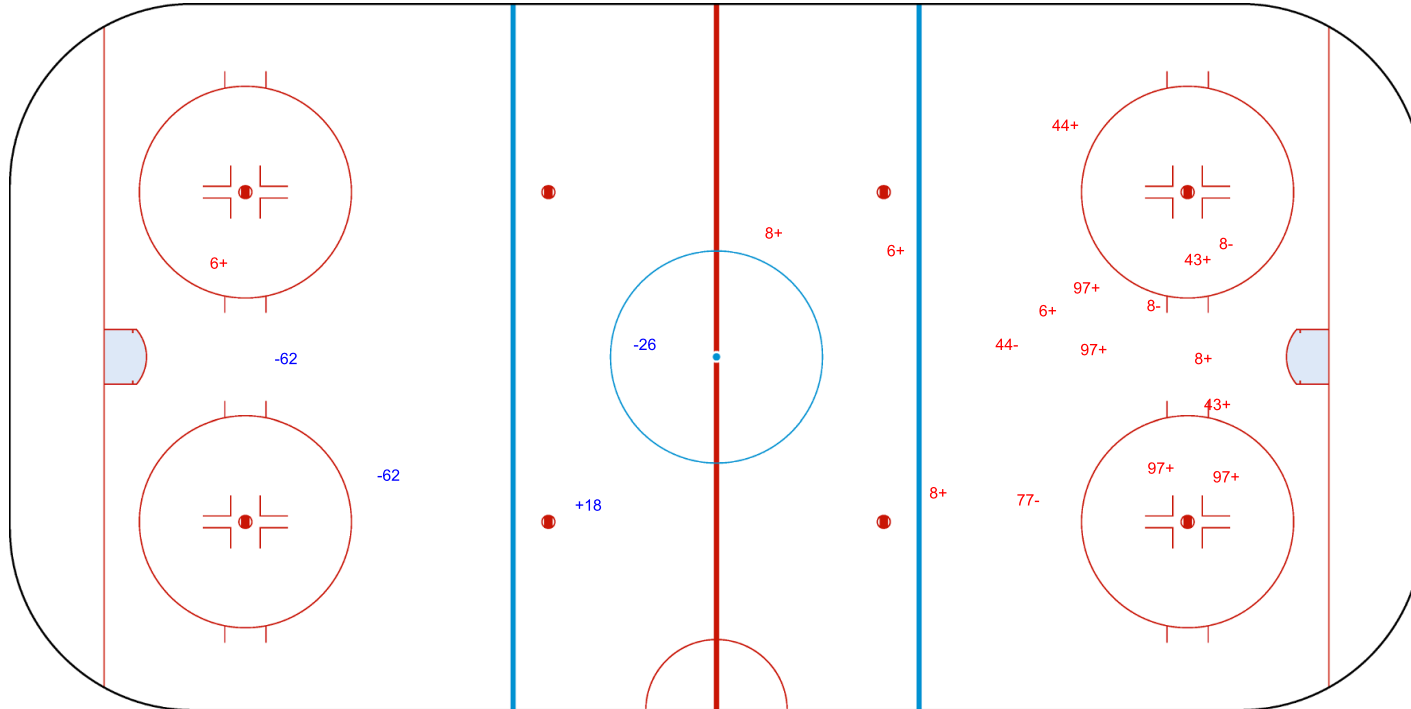
Goals (o): 0

SSP (>): 0

SSG (+): 13

SPG (-): 4

GK 1 of ITA





Shots by ITA  
Goals (o): 0  
SSP (<): 0  
SSG (+): 2  
SPG (-): 0



GK 47 of GER



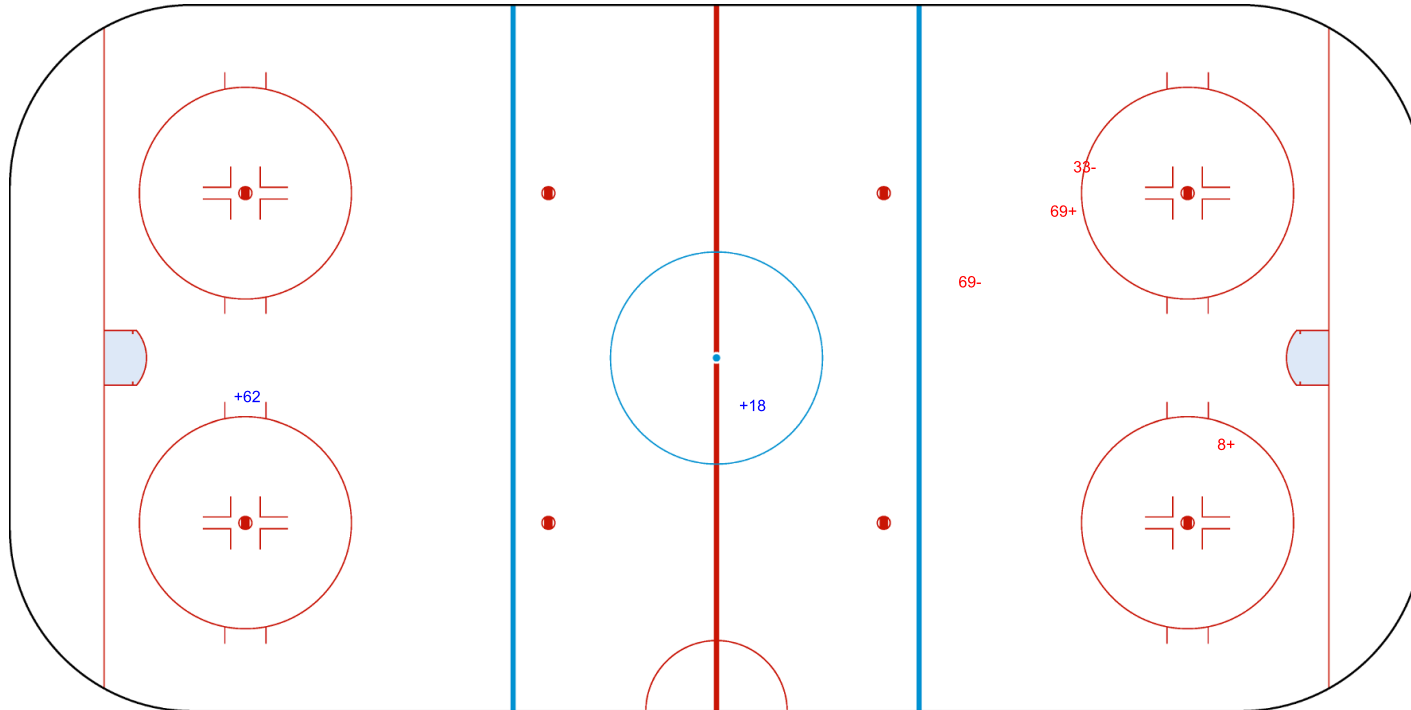
Overtime



Shots by GER  
Goals (o): 0  
SSP (>): 0  
SSG (+): 2  
SPG (-): 2



GK 1 of ITA



<b>Legend:</b>					
<b>GK</b>	Goalkeeper	<b>SPG</b>	Shots past goal	<b>SSG</b>	Shots saved by goalkeeper
				<b>SSP</b>	Shots saved by player



Face-off Chart

GER - ITA

PERIOD 1

GER	ITA
Def. zone	Att. zone

GER	ITA
Neutral zone	
+ 3	- 11
+ 3	- 27
2 / 100%	0 / 0%

GER	ITA
Att. zone	Def. zone
- 3	+ 11
- 8	+ 27
0 / 0%	2 / 100%

Total wins  
all zones

GER	ITA
2 / 50%	2 / 50%

Total wins / period

PERIOD 2

GER	ITA
Def. zone	Att. zone
- 43	+ 11
- 8	+ 11
+ 97	- 11
1 / 33%	2 / 67%

GER	ITA
Neutral zone	
- 8	+ 11
+ 8	- 27
1 / 50%	1 / 50%

GER	ITA
Att. zone	Def. zone
+ 8	- 11
- 3	+ 11
- 33	+ 11
- 8	+ 11
- 3	+ 11
1 / 20%	4 / 80%

Total wins  
all zones

GER	ITA
3 / 30%	7 / 70%

Total wins / period

PERIOD 3

GER	ITA
Def. zone	Att. zone

GER	ITA
Neutral zone	
+ 8	- 11
+ 3	- 27
+ 8	- 27
- 8	+ 11
3 / 75%	1 / 25%

GER	ITA
Att. zone	Def. zone
- 8	+ 11
- 8	+ 27
- 3	+ 11
+ 33	- 8
+ 8	- 11
+ 43	- 62
+ 8	- 62
+ 8	- 62
- 77	+ 27
- 33	+ 11
- 8	+ 11
5 / 45%	6 / 55%

Total wins  
all zones

GER	ITA
8 / 53%	7 / 47%

Total wins / period

OVERTIME

GER	ITA
Def. zone	Att. zone
+ 43	- 62
1 / 100%	0 / 0%

GER	ITA
Neutral zone	
- 43	+ 11
+ 8	- 11
1 / 50%	1 / 50%

GER	ITA
Att. zone	Def. zone
- 43	+ 27
+ 43	- 27
+ 43	- 62
2 / 67%	1 / 33%

Total wins  
all zones

GER	ITA
4 / 67%	2 / 33%

Total wins / period

TOTAL



Total wins / game	GER	ITA	GER	ITA	GER	ITA	Total wins all zones	
	Def. zone	Att. zone	Neutral zone		Att. zone	Def. zone	GER	ITA
	2 / 50%	2 / 50%	7 / 70%	3 / 30%	8 / 38%	13 / 62%	17 / 49%	18 / 51%

**HEAD TO HEAD**

		ITA				Tot	wins GER	Dz	Nz	Az
No.		8	11	27	62					
<b>GER</b>	3		1 - 4	2 - 0		7	3 43%		3 100%	0 0%
	8		4 - 6	2 - 2	2 - 0	16	8 50%	0 0%	4 67%	4 44%
	33	1 - 0	0 - 2			3	1 33%			1 33%
	43		0 - 2	1 - 1	3 - 0	7	4 57%	1 50%	0 0%	3 75%
	77			0 - 1		1	0 0%			0 0%
	97		1 - 0			1	1 100%	1 100%		
	<b>Tot</b>		1	20	9	5	35	17 49%	2 50%	7 70%
<b>wins ITA</b>		0 0%	14 70%	4 44%	0 0%	18 51%				
<b>Dz</b>		0 0%	9 82%	4 80%	0 0%	13 62%				
<b>Nz</b>			3 50%	0 0%		3 30%				
<b>Az</b>			2 67%		0 0%	2 50%				

<b>Legend:</b>	<b>Az</b> Attacking zone	<b>Dz</b> Defending zone	<b>No.</b> Jersey number	<b>Nz</b> Neutral zone	<b>Tot.</b> Total face-offs played
----------------	--------------------------	--------------------------	--------------------------	------------------------	------------------------------------



TUE 30 MAY 2023

Start Time 15:00

Preliminary Round - Group A, Game 8



## Game Roster

## USA - KOR

## Referee

FERGENBAUM Matt (CAN)

## Linesmen

DAUPHINEE Dylan (CAN) , NIITTYLA Lari (FIN)

## Goalkeepers

Team: USA

No.	Name	Gen	GP	MIP	GA	SVS	SOG	SVS%	GAA
29	LAMARRE Griffin	M	1	00:00	0	0	0	0.00	0.00
32	LEE Jen	M	1	45:00	1	9	10	90.00	1.00

## Team Roster

Team: USA (Blue)

No.	Pos.	Name	Gen	GP	G	A	PTS	PIM	+/-
3	F	ADAM Brandon	M	0	0	0	0	0	0
4	F	ROYBAL Brody	M	1	1	1	2	0	+1
8	D	WALLACE Jack	M	1	0	1	1	0	+3
9	F	DODSON Travis	M	1	3	0	3	0	+2
10	F	BOLTON Brett	M	0	0	0	0	0	0
14	F	MUSSELMAN Benjamin	M	1	0	0	0	0	0
16	F	FARMER Declan	M	1	1	1	2	0	+2
17	D	DOUGLAS Christopher	M	1	0	1	1	0	+2
18	F	NICHOLS Evan	M	1	0	0	0	0	0
19	F	JONES Malik	M	1	1	0	1	0	0
22	F	GROVE Noah	M	1	1	0	1	0	+2
24	F	MISIEWICZ Joshua	M	1	0	0	0	0	+1
27	D	PAULS Josh	M	1	0	0	0	0	+2
29	GK	LAMARRE Griffin	M	1	0	0	0	0	
32	GK	LEE Jen	M	1	0	0	0	0	
37	D	EUSTACE David	M	1	0	1	1	2	+2
88	F	McKEE Kevin	M	1	0	3	3	0	+3

Head Coach: HOFF David

Team: KOR

No.	Name	Gen	GP	MIP	GA	SVS	SOG	SVS%	GAA
39	CHOI Hyuk Jun	M	2	57:16	10	37	47	78.72	7.86
82	BONG Daehan	M	2	32:44	8	23	31	74.19	11.00

Team: KOR (White)

No.	Pos.	Name	Gen	GP	G	A	PTS	PIM	+/-
1	D	LEE Jun Yong	M	2	0	0	0	0	-4
3	F	RYU Jee Hyun	M	1	0	0	0	0	-1
5	F	YANG Gab-Gyu	M	2	0	0	0	0	-2
7	F	SHIN Kyoung Moon	M	2	0	0	0	0	-6
11	F	SONG Yeha	M	2	0	0	0	2	-5
12	D	KIM Young Sung	M	2	0	0	0	8	-6
13	D	YU Inchul	M	2	0	0	0	0	-5
14	F	JUNG Seung Hwan	M	2	1	0	1	2	-5
20	D	JANG Dong Shin	M	2	0	0	0	4	-6
22	F	KIM Sunghun	M	2	0	0	0	2	0
24	F	KIM Inkyum	M	2	0	0	0	2	-3
27	F	CHO Byeong Seok	M	2	0	0	0	0	-4
39	GK	CHOI Hyuk Jun	M	2	0	0	0	0	
55	F	JANG Jong Ho	M	2	0	0	0	0	-8
82	GK	BONG Daehan	M	2	0	0	0	0	

Head Coach: KIM Tae Ho

## Legend:

+/-	Plus/minus net	A	Assists	D	Defence	F	Forward
G	Goals	GA	Goals against	GAA	Goals against as average per 45 minutes	Gen	Gender
GK	Goalkeeper	GP	Games played	M	Male	MIP	Minutes and seconds played
No.	Jersey number	PIM	Penalties in minutes	Pos.	Position	PTS	Points
SOG	Shots on goal	SVS	Saves	SVS%	Saves in percentage		



### Line-ups

#### USA - KOR

**Referee**

FERGENBAUM Matt (CAN)

**Linesmen**

DAUPHINEE Dylan (CAN) , NIITTYLA Lari (FIN)

**Goalkeepers**

**Team: USA**

No.	Name	Gen
29	LAMARRE Griffin	M
32	LEE Jen	M

**Team: KOR**

No.	Name	Gen
39	CHOI Hyuk Jun	M
82	BONG Daehan	M

**Team Line-ups**

**Team: USA (Blue)**

No.	Pos.	Name	Gen
8	D	WALLACE Jack	M
17	D	DOUGLAS Christopher	M
37	D	EUSTACE David	M
9	F	DODSON Travis	M
88	F	McKEE Kevin	M
27	D	PAULS Josh	M
16	F	FARMER Declan	M
19	F	JONES Malik	M
22	F	GROVE Noah	M
24	F	MISIEWICZ Joshua	M
3	F	ADAM Brandon +A	M
10	F	BOLTON Brett +C	M
18	F	NICHOLS Evan	M

**Head Coach: HOFF David**

**NOT DRESSED:**

4	F	ROYBAL Brody	M
14	F	MUSSELMAN Benjamin	M

**Team: KOR (White)**

No.	Pos.	Name	Gen
1	D	LEE Jun Yong	M
12	D	KIM Young Sung +A	M
20	D	JANG Dong Shin +C	M
14	F	JUNG Seung Hwan	M
27	F	CHO Byeong Seok	M
13	D	YU Inchul	M
7	F	SHIN Kyoung Moon	M
11	F	SONG Yeha	M
24	F	KIM Inkyum	M
55	F	JANG Jong Ho	M
5	F	YANG Gab-Gyu	M
22	F	KIM Sunghun	M

**Head Coach: KIM Tae Ho**

**NOT DRESSED:**

3	F	RYU Jee Hyun +A	M
---	---	-----------------	---

**Legend:**

<b>+A</b>	Assistant Captain	<b>+C</b>	Captain	<b>D</b>	Defence	<b>F</b>	Forward
<b>Gen</b>	Gender	<b>M</b>	Male	<b>No.</b>	Jersey number	<b>Pos.</b>	Position



TUE 30 MAY 2023

Start Time 15:00  
End Time 16:53

Preliminary Round - Group A, Game 8



## Game Summary

USA - KOR 9 - 0 (5 - 0 , 4 - 0 , 0 - 0)

Spectators	Referee	Linesmen
218	FERGENBAUM Matt (CAN)	DAUPHINEE Dylan (CAN) , NIITTYLA Lari (FIN)

## Team Statistics

Period	Score	SVS	SOG	PIM	TPP	PPG	SHG
1	5 : 0	1 : 9	14 : 1	0 : 2	02:00 : 00:00	0 : 0	0 : 0
2	4 : 0	4 : 8	12 : 4	4 : 2	01:05 : 02:46	0 : 0	1 : 0
3	0 : 0	1 : 6	6 : 1	0 : 2	02:00 : 00:19	0 : 0	0 : 0
<b>Total</b>	<b>9 : 0</b>	<b>6 : 23</b>	<b>32 : 6</b>	<b>4 : 6</b>	<b>05:05 : 03:05</b>	<b>0 : 0</b>	<b>1 : 0</b>

## 1st Period

Action	Time	ET/Res	Team	Type	No.	Name	(G) Name of Assistant(s) / Action Description
GK	00:00		KOR		82	BONG D	- Goalkeeper in
GK	00:00		USA		29	LAMARRE G	- Goalkeeper in
<b>Goal</b>	<b>01:01</b>	<b>1 : 0</b>	<b>USA</b>	<b>EQ</b>	<b>16</b>	<b>FARMER D</b>	(2) 19 JONES M On Ice USA 29 16 19 22 24 27 KOR 82 1 12 14 20 27
Penalty	01:32	03:32	KOR	2 min.	13	YU I	- Holding an opponent
<b>Goal</b>	<b>05:31</b>	<b>2 : 0</b>	<b>USA</b>	<b>EQ</b>	<b>18</b>	<b>NICHOLS E</b>	(1) 17 DOUGLAS C On Ice USA 29 3 8 10 17 18 KOR 82 1 12 14 20 27
<b>Goal</b>	<b>07:06</b>	<b>3 : 0</b>	<b>USA</b>	<b>EQ</b>	<b>19</b>	<b>JONES M</b>	(2) 17 DOUGLAS C On Ice USA 29 8 16 18 19 24 KOR 82 1 7 11 12 20
<b>Goal</b>	<b>11:11</b>	<b>4 : 0</b>	<b>USA</b>	<b>EQ</b>	<b>9</b>	<b>DODSON T</b>	(4) 88 McKEE K 37 EUSTACE D On Ice USA 29 9 22 27 37 88 KOR 82 7 11 12 24 55
<b>Goal</b>	<b>13:57</b>	<b>5 : 0</b>	<b>USA</b>	<b>EQ</b>	<b>27</b>	<b>PAULS J</b>	(1) 22 GROVE N On Ice USA 29 9 22 27 37 88 KOR 82 5 7 11 13 24

## 2nd Period

Action	Time	ET/Res	Team	Type	No.	Name	(G) Name of Assistant(s) / Action Description
Penalty	16:51	18:51	USA	2 min.	16	FARMER D	- Interference
<b>Goal</b>	<b>17:24</b>	<b>6 : 0</b>	<b>USA</b>	<b>SH1</b>	<b>37</b>	<b>EUSTACE D</b>	(1) 22 GROVE N On Ice USA 29 9 22 27 37 KOR 82 1 12 14 20 27
<b>Goal</b>	<b>19:30</b>	<b>7 : 0</b>	<b>USA</b>	<b>EQ</b>	<b>16</b>	<b>FARMER D</b>	(3) 22 GROVE N On Ice USA 29 10 16 19 22 27 KOR 82 7 13 24 27 55
<b>Goal</b>	<b>21:58</b>	<b>8 : 0</b>	<b>USA</b>	<b>EQ</b>	<b>16</b>	<b>FARMER D</b>	(4) 8 WALLACE J On Ice USA 29 8 16 19 24 27 KOR 82 7 11 20 24 55
GK	21:58		KOR		39	CHOI HJ	- Goalkeeper in
<b>Goal</b>	<b>24:37</b>	<b>9 : 0</b>	<b>USA</b>	<b>EQ</b>	<b>17</b>	<b>DOUGLAS C</b>	(1) 9 DODSON T On Ice USA 29 8 9 17 37 88 KOR 39 7 11 13 24 55
Penalty	27:14	29:14	KOR	2 min.	12	KIM YS	- Roughing
Penalty	28:19	30:19	USA	2 min.	-	-	- Too Many Players / Served by: 3 ADAM B

## 3rd Period

Action	Time	ET/Res	Team	Type	No.	Name	(G) Name of Assistant(s) / Action Description
Penalty	30:37	32:37	KOR	2 min.	14	JUNG SH	- Teeing
GK	45:00		USA				29 LAMARRE G - Goalkeeper out
GK	45:00		KOR				39 CHOI HJ - Goalkeeper out

## Goalkeeper Records

Team : USA - United States

No.	Name	SOG	SVS	MIP
29	LAMARRE Griffin	6	6	45:00
32	LEE Jen			

Team : KOR - Korea

No.	Name	SOG	SVS	MIP
39	CHOI Hyuk Jun	10	9	23:02
82	BONG Daehan	22	14	21:58

## Game Statistics

Team : USA (Blue)





TUE 30 MAY 2023

Start Time 15:00  
End Time 16:53

Preliminary Round - Group A, Game 8

Head Coach : HOFF David

No.	Pos.	Name	Gen	G	A	PTS	PIM	Shots on Goal				+/-
								1	2	3	TS	
8	D	WALLACE Jack	M	0	1	1	0	2	1	3	6	+4
9	F	DODSON Travis	M	1	1	2	0	1	1	0	2	+4
17	D	DOUGLAS Christopher	M	1	2	3	0	0	2	0	2	+2
37	D	EUSTACE David	M	1	1	2	0	1	1	0	2	+4
88	F	McKEE Kevin	M	0	1	1	0	0	0	0	0	+3
16	F	FARMER Declan (BP)	M	3	0	3	2	2	4	1	7	+4
19	F	JONES Malik	M	1	1	2	0	2	1	0	3	+4
22	F	GROVE Noah	M	0	3	3	0	1	0	0	1	+5
24	F	MISIEWICZ Joshua	M	0	0	0	0	1	1	0	2	+3
27	D	PAULS Josh	M	1	0	1	0	1	0	0	1	+6
3	F	ADAM Brandon +A	M	0	0	0	0	1	1	2	4	+1
10	F	BOLTON Brett +C	M	0	0	0	0	1	0	0	1	+2
18	F	NICHOLS Evan	M	1	0	1	0	1	0	0	1	+2
29	GK	LAMARRE Griffin	M	0	0	0	0	0	0	0	0	
32	GK	LEE Jen	M	0	0	0	0	0	0	0	0	
<b>Total</b>				<b>9</b>	<b>10</b>	<b>19</b>	<b>2</b>	<b>14</b>	<b>12</b>	<b>6</b>	<b>32</b>	

Team : KOR (White)

Head Coach : KIM Tae Ho

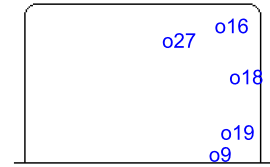
No.	Pos.	Name	Gen	G	A	PTS	PIM	Shots on Goal				+/-
								1	2	3	TS	
1	D	LEE Jun Yong	M	0	0	0	0	0	0	0	0	-4
12	D	KIM Young Sung +A	M	0	0	0	2	1	1	1	3	-5
14	F	JUNG Seung Hwan	M	0	0	0	2	0	2	0	2	-3
20	D	JANG Dong Shin +C (BP)	M	0	0	0	0	0	0	0	0	-5
27	F	CHO Byeong Seok	M	0	0	0	0	0	0	0	0	-4
7	F	SHIN Kyoung Moon	M	0	0	0	0	0	1	0	1	-6
11	F	SONG Yeha	M	0	0	0	0	0	0	0	0	-5
13	D	YU Inchul	M	0	0	0	2	0	0	0	0	-3
24	F	KIM Inkyum	M	0	0	0	0	0	0	0	0	-5
55	F	JANG Jong Ho	M	0	0	0	0	0	0	0	0	-4
5	F	YANG Gab-Gyu	M	0	0	0	0	0	0	0	0	-1
22	F	KIM Sunghun	M	0	0	0	0	0	0	0	0	0
39	GK	CHOI Hyuk Jun	M	0	0	0	0	0	0	0	0	
82	GK	BONG Daehan	M	0	0	0	0	0	0	0	0	
<b>Total</b>				<b>0</b>	<b>0</b>	<b>0</b>	<b>6</b>	<b>1</b>	<b>4</b>	<b>1</b>	<b>6</b>	

<b>(G)</b> Goals in tournament	<b>+/-</b> Plus/minus net	<b>+A</b> Assistant Captain	<b>+C</b> Captain
<b>A</b> Assists	<b>D</b> Defence	<b>EQ</b> Equal strength	<b>ET/Res</b> Penalty end time/Result of game
<b>F</b> Forward	<b>G</b> Goals	<b>Gen</b> Gender	<b>GK</b> Goalkeeper
<b>M</b> Male	<b>MIP</b> Minutes in play (GK)	<b>No.</b> Jersey number	<b>PIM</b> Penalties in minutes
<b>Pos.</b> Position	<b>PPG</b> Power play goals	<b>PTS</b> Points	<b>SH1</b> Shorthanded - 1 player
<b>SHG</b> Shorthanded goals	<b>SOG</b> Shots on goal	<b>SVS</b> Saves	<b>TPP</b> Time on power play
<b>TS</b> Total shots			



### Shot Chart USA - KOR

Shots by USA  
Goals (o): 5    SSG (+): 9  
SSP (<): 0    SPG (-): 0



GK 82 of KOR



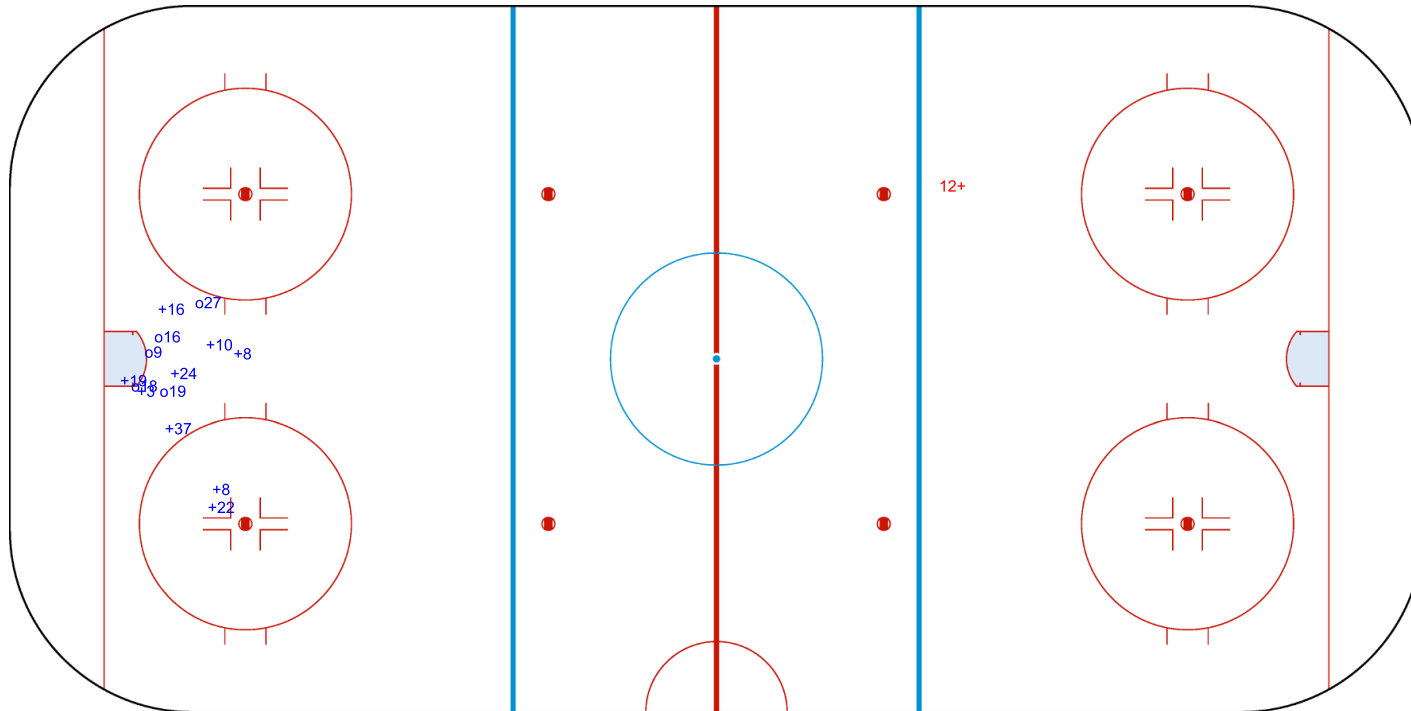
Period: 1



Shots by KOR  
Goals (o): 0    SSG (+): 1  
SSP (>): 0    SPG (-): 0



GK 29 of USA





Shots by KOR

Goals (o): 0    SSG (+): 4  
SSP (<): 0    SPG (-): 0



GK 29 of USA



Period: 2




Shots by USA

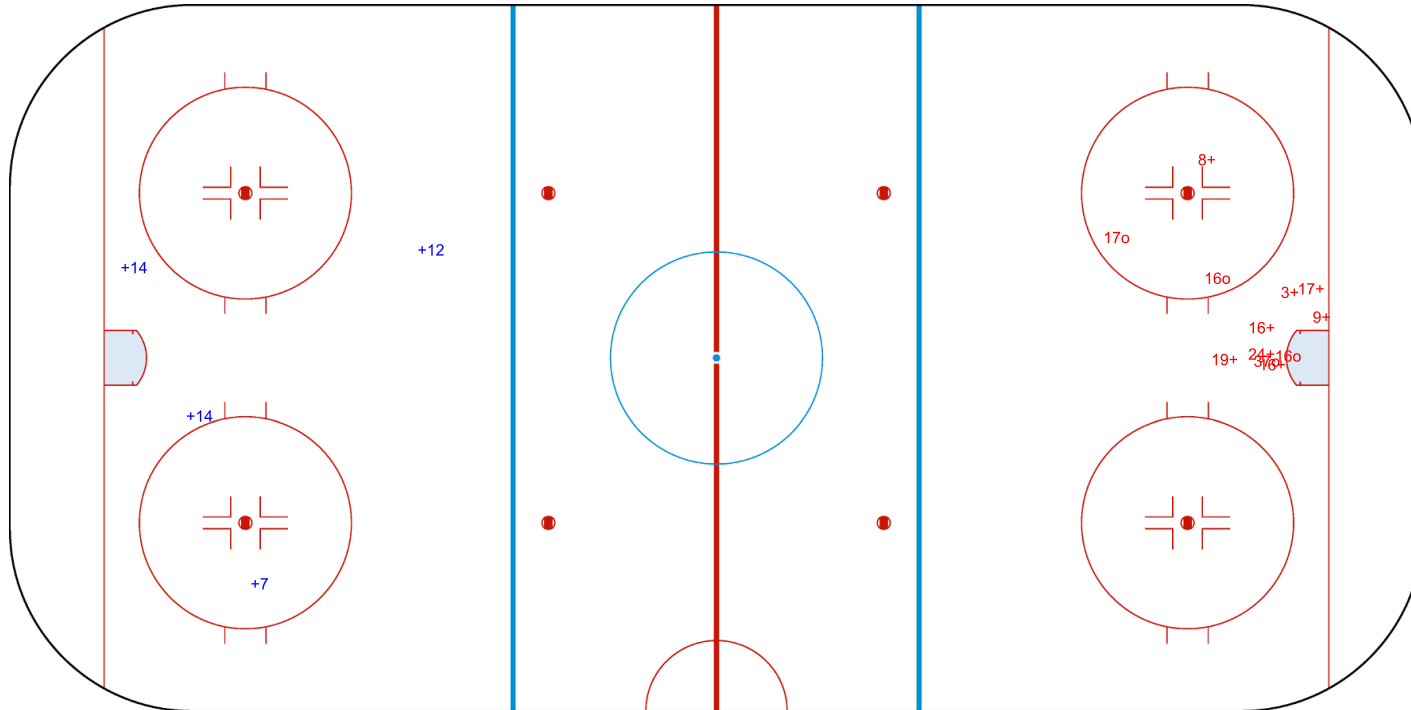
Goals (o): 4    SSG (+): 8  
SSP (>): 0    SPG (-): 0



GK 39 of KOR



GK 82 of KOR





Shots by USA

Goals (o): 0    SSG (+): 6  
SSP (<): 0    SPG (-): 0



GK 39 of KOR



Period: 3

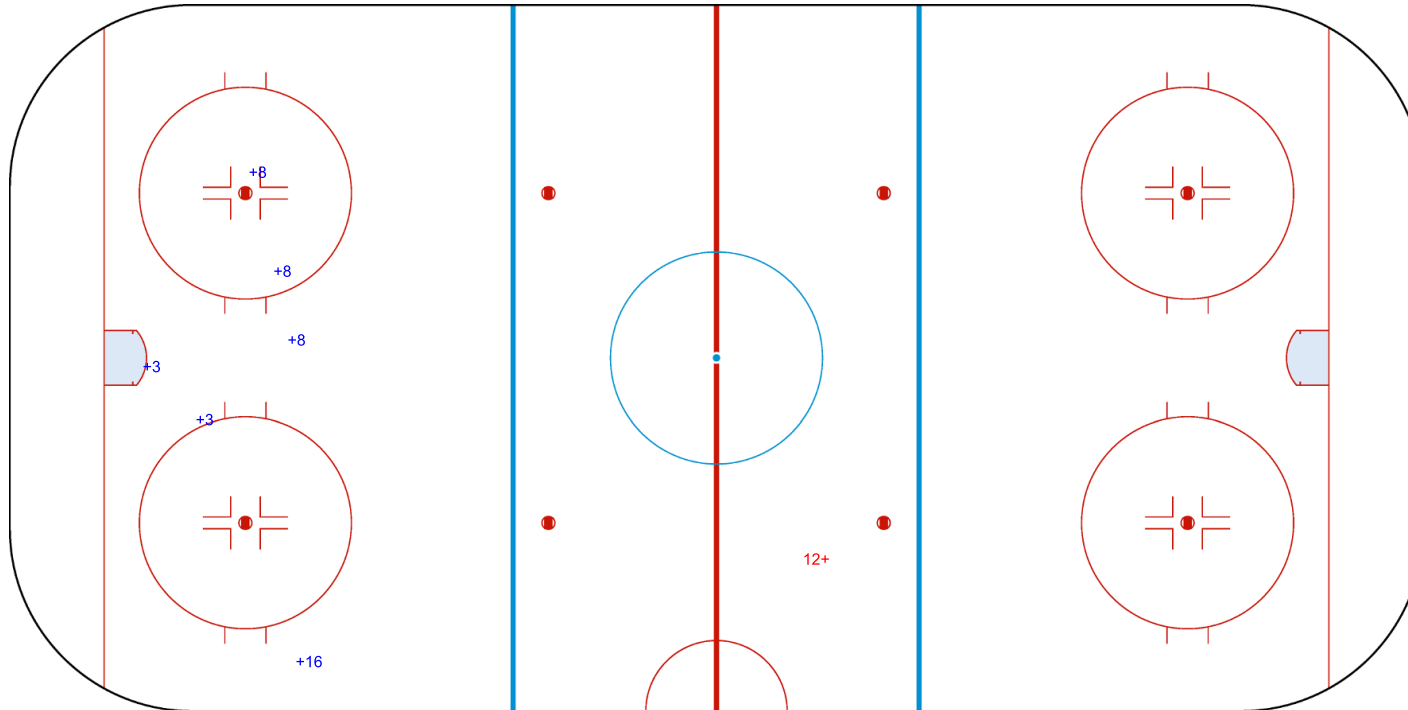


Shots by KOR

Goals (o): 0    SSG (+): 1  
SSP (>): 0    SPG (-): 0



GK 29 of USA



<b>Legend:</b>	<b>GK</b> Goalkeeper	<b>SPG</b> Shots past goal	<b>SSG</b> Shots saved by goalkeeper	<b>SSP</b> Shots saved by player
----------------	----------------------	----------------------------	--------------------------------------	----------------------------------



Face-off Chart  
USA - KOR

PERIOD 1

	USA		KOR		USA		KOR		USA		KOR		Total wins all zones
	Def. zone	Att. zone	USA	KOR	Att. zone	Def. zone	USA	KOR	Att. zone	Def. zone	USA	KOR	
	+ 16	- 1	+ 88	- 1	+ 16	- 1			+ 16	- 1			Total wins all zones
	+ 24	- 11	- 18	+ 11	+ 24	- 1			+ 24	- 1			
			+ 18	- 11	+ 18	- 1			+ 18	- 1			
			- 88	+ 1	- 18	+ 11			- 18	+ 11			
			+ 24	- 1	+ 9	- 11			+ 9	- 11			
			+ 18	- 1	+ 9	- 11			+ 9	- 11			
			+ 18	- 11	- 18	+ 1			- 18	+ 1			
Total wins / period	2 / 100%	0 / 0%	5 / 71%	2 / 29%	5 / 71%	2 / 29%			12 / 75%	4 / 25%			

PERIOD 2

	USA		KOR		USA		KOR		USA		KOR		Total wins all zones
	Def. zone	Att. zone	USA	KOR	Att. zone	Def. zone	USA	KOR	Att. zone	Def. zone	USA	KOR	
	+ 24	- 11	- 88	+ 1	+ 24	- 11			+ 24	- 11			Total wins all zones
	- 9	+ 1	- 24	+ 1	- 9	+ 1			- 9	+ 1			
	+ 9	- 1	- 10	+ 1	- 24	+ 11			- 24	+ 11			
	+ 18	- 1	- 24	+ 11	- 18	+ 11			- 18	+ 11			
	- 88	+ 1	+ 88	- 11	+ 18	- 1			+ 18	- 1			
			+ 24	- 1	+ 9	- 11			+ 9	- 11			
			- 88	+ 1	- 10	+ 11			- 10	+ 11			
					- 9	+ 1			+ 24	- 7			
					- 18	+ 1			- 18	+ 1			
Total wins / period	3 / 60%	2 / 40%	2 / 29%	5 / 71%	4 / 40%	6 / 60%			9 / 41%	13 / 59%			

PERIOD 3

	USA		KOR		USA		KOR		USA		KOR		Total wins all zones
	Def. zone	Att. zone	USA	KOR	Att. zone	Def. zone	USA	KOR	Att. zone	Def. zone	USA	KOR	
	+ 88	- 13	- 18	+ 1	+ 18	- 1			+ 18	- 1			Total wins all zones
	+ 88	- 1	+ 18	- 7	- 18	+ 7			- 18	+ 7			
					+ 18	- 7			+ 18	- 7			
					- 18	+ 1			- 18	+ 1			
					- 24	+ 1			- 24	+ 1			
					+ 18	- 7			+ 18	- 7			
					- 18	+ 7			- 18	+ 7			
					- 88	+ 1			+ 88	- 1			
					+ 88	- 1			+ 18	- 1			
					+ 18	- 1			+ 18	- 1			
Total wins / period	2 / 100%	0 / 0%	1 / 50%	1 / 50%	6 / 55%	5 / 45%			9 / 60%	6 / 40%			

TOTAL



Total wins / game	USA		KOR		USA		KOR		Total wins all zones	
	Def. zone	Att. zone	Neutral zone		Att. zone	Def. zone			USA	KOR
	7 / 78%	2 / 22%	8 / 50%	8 / 50%	15 / 54%	13 / 46%			30 / 57%	23 / 43%

**HEAD TO HEAD**

		KOR				No.	Tot	wins USA	Dz	Nz	Az
		1	7	11	13						
USA		1 - 3		3 - 0		7	4 57%	1 50%		3 60%	
		0 - 1		0 - 1		2	0 0%		0 0%	0 0%	
		2 - 0				2	2 100%	1 100%		1 100%	
		7 - 4	3 - 2	2 - 3		21	12 57%	1 100%	4 67%	7 50%	
		3 - 2	1 - 0	3 - 2		11	7 64%	2 100%	2 50%	3 60%	
		3 - 5		1 - 0	1 - 0	10	5 50%	2 67%	2 40%	1 50%	
	<b>Tot</b>	31	6	15	1	53	30 57%	7 78%	8 50%	15 54%	
<b>wins KOR</b>	15 48%	2 33%	6 40%	0 0%	23 43%						
<b>Dz</b>	7 47%	2 40%	4 50%		13 46%						
<b>Nz</b>	6 60%	0 0%	2 40%		8 50%						
<b>Az</b>	2 33%		0 0%	0 0%	2 22%						

<b>Legend:</b>									
<b>Az</b>	Attacking zone	<b>Dz</b>	Defending zone	<b>No.</b>	Jersey number	<b>Nz</b>	Neutral zone	<b>Tot.</b>	Total face-offs played



TUE 30 MAY 2023

Start Time 19:00

Preliminary Round - Group A, Game 9



## Game Roster

## CAN - CZE

## Referee

ESPOSITO Bobby (USA)

## Goalkeepers

Team: CAN

No.	Name	Gen	GP	MIP	GA	SVS	SOG	SVS%	GAA
30	HUNEAULT Jean-Francois	M	1	45:00	1	5	6	83.33	1.00
31	LAROCQUE Dominic	M	1	00:00	0	0	0	0.00	0.00

## Team Roster

Team: CAN (White)

No.	Pos.	Name	Gen	GP	G	A	PTS	PIM	+/-
2	F	CRANE Rod	M	0	0	0	0	0	0
4	F	DUNN James	M	1	3	2	5	0	+5
5	D	HENRY Tyrone	M	1	0	0	0	0	+5
7	D	LAVIN Zach	M	1	1	3	4	0	+5
8	F	McGREGOR Tyler	M	1	2	3	5	0	+6
9	F	SMITH Corbyn	M	1	1	3	4	0	+6
11	F	DIXON Adam	M	1	2	3	5	0	+5
13	F	BOILY Vincent	M	1	1	1	2	0	0
14	F	TOUSIGNANT Raphaelle	F	1	0	0	0	0	+1
19	F	COZZOLINO Dominic	M	1	4	4	8	2	+6
20	F	LEBLANC Jacob	M	1	0	2	2	0	+1
21	F	AUCLAIR Alexis	M	0	0	0	0	0	0
26	F	JACOBS-WEBB Anton	M	1	0	2	2	0	+2
29	D	KOVACEVICH Micah	M	0	0	0	0	0	0
30	GK	HUNEAULT Jean-Francois	M	1	0	0	0	0	
31	GK	LAROCQUE Dominic	M	1	0	0	0	0	
61	D	ARMSTRONG Rob	M	1	0	1	1	0	+1
92	D	HALBERT Auren	M	1	1	0	1	0	+2

Head Coach: HERRINGTON Russ

## Linesmen

HERMANSEN OSWOLD Marius (NOR) , RUNDSTROM Tony (SWE)

Team: CZE

No.	Name	Gen	GP	MIP	GA	SVS	SOG	SVS%	GAA
1	KUDELA Martin	M	2	90:00	7	28	35	80.00	3.50
6	VAPENKA Michal	M	2	00:00	0	0	0	0.00	0.00

Team: CZE (Red)

No.	Pos.	Name	Gen	GP	G	A	PTS	PIM	+/-
1	GK	KUDELA Martin	M	2	0	0	0	0	0
2	D	BOCEK Petr	M	0	0	0	0	0	0
6	GK	VAPENKA Michal	M	2	0	0	0	0	0
11	D	WAGNER Karel	M	2	0	0	0	0	-1
12	F	ZIZLAVSKY Martin	M	2	0	0	0	0	0
15	D	ZELINKA Radek	M	2	0	0	0	0	-2
18	F	NOVOTNY Miroslav	M	2	0	0	0	4	-2
19	F	OHAR Alex	M	2	0	0	0	2	-2
27	F	VRUBEL David	M	0	0	0	0	0	0
29	D	KUBES Pavel	M	2	0	0	0	0	+2
33	F	HECKO Vaclav	M	2	1	0	1	4	-1
55	F	VESELY Filip	M	2	1	0	1	0	-2
67	D	DOLEZAL Pavel	M	2	0	0	0	0	+1
74	F	GEIER Michal	M	2	1	1	2	4	0
82	F	HABL Zdenek	M	2	0	0	0	0	-3
92	F	SEDLACEK Patrik	M	2	1	1	2	2	0

Head Coach: NOVOTNY Jakub

## Legend:

<b>+/-</b> Plus/minus net	<b>A</b> Assists	<b>D</b> Defence	<b>F</b> Female / Forward
<b>G</b> Goals	<b>GA</b> Goals against	<b>GAA</b> Goals against as average per 45 minutes	<b>Gen</b> Gender
<b>GK</b> Goalkeeper	<b>GP</b> Games played	<b>M</b> Male	<b>MIP</b> Minutes and seconds played
<b>No.</b> Jersey number	<b>PIM</b> Penalties in minutes	<b>Pos.</b> Position	<b>PTS</b> Points
<b>SOG</b> Shots on goal	<b>SVS</b> Saves	<b>SVS%</b> Saves in percentage	



TUE 30 MAY 2023

Start Time 19:00

Preliminary Round - Group A, Game 9



## Line-ups

## CAN - CZE

## Referee

ESPOSITO Bobby (USA)

## Goalkeepers

Team: CAN

No.	Name	Gen
31	LAROCQUE Dominic	M
30	HUNEAULT Jean-Francois	M

## Team Line-ups

Team: CAN (White)

No.	Pos.	Name	Gen
5	D	HENRY Tyrone +A	M
7	D	LAVIN Zach	M
8	F	McGREGOR Tyler +C	M
9	F	SMITH Corbyn	M
19	F	COZZOLINO Dominic	M
61	D	ARMSTRONG Rob	M
92	D	HALBERT Auren	M
4	F	DUNN James +A	M
11	F	DIXON Adam	M
26	F	JACOBS-WEBB Anton	M
29	D	KOVACEVICH Micah	M
2	F	CRANE Rod	M
21	F	AUCLAIR Alexis	M

Head Coach: HERRINGTON Russ

## NOT DRESSED:

13	F	BOILY Vincent	M
14	F	TOUSIGNANT Raphaelle	F
20	F	LEBLANC Jacob	M

## Linesmen

HERMANSEN OSWOLD Marius (NOR) , RUNDSTROM Tony (SWE)

Team: CZE

No.	Name	Gen
1	KUDELA Martin	M
6	VAPENKA Michal	M

Team: CZE (Red)

No.	Pos.	Name	Gen
29	D	KUBES Pavel	M
67	D	DOLEZAL Pavel	M
33	F	HECKO Vaclav +A	M
74	F	GEIER Michal	M
92	F	SEDLACEK Patrik	M
15	D	ZELINKA Radek +C	M
18	F	NOVOTNY Miroslav +A	M
19	F	OHAR Alex	M
27	F	VRUBEL David	M
82	F	HABL Zdenek	M
11	D	WAGNER Karel	M
12	F	ZIZLAVSKY Martin	M

Head Coach: NOVOTNY Jakub

## NOT DRESSED:

2	D	BOCEK Petr	M
55	F	VESELY Filip	M

## Legend:

<b>+A</b>	Assistant Captain	<b>+C</b>	Captain	<b>D</b>	Defence	<b>F</b>	Female / Forward
<b>Gen</b>	Gender	<b>M</b>	Male	<b>No.</b>	Jersey number	<b>Pos.</b>	Position





TUE 30 MAY 2023

Start Time 19:00  
End Time 22:53

Preliminary Round - Group A, Game 9



## Game Summary

CAN - CZE 2 - 1 (1 - 0 , 1 - 1 , 0 - 0)

Spectators	Referee	Linesmen
742	ESPOSITO Bobby (USA)	HERMANSEN OSWOLD Marius (NOR) , RUNDSTROM Tony (SWE)

## Team Statistics

Period	Score	SVS	SOG	PIM	TPP	PPG	SHG
1	1 : 0	3 : 9	10 : 3	0 : 2	02:00 : 00:00	0 : 0	0 : 0
2	1 : 1	3 : 4	5 : 4	2 : 2	01:23 : 01:48	1 : 1	0 : 0
3	0 : 0	3 : 7	7 : 3	0 : 0	00:00 : 00:00	0 : 0	0 : 0
<b>Total</b>	<b>2 : 1</b>	<b>9 : 20</b>	<b>22 : 10</b>	<b>2 : 4</b>	<b>03:23 : 01:48</b>	<b>1 : 1</b>	<b>0 : 0</b>

## 1st Period

Action	Time	ET/Res	Team	Type	No.	Name	(G) Name of Assistant(s) / Action Description
GK	00:00		CAN		31	LAROCQUE D	- Goalkeeper in
GK	00:00		CZE		1	KUDELA M	- Goalkeeper in
Penalty	02:35	04:35	CZE	2 min.	15	ZELINKA R	- Interference
<b>Goal</b>	<b>09:35</b>	<b>1 : 0</b>	<b>CAN</b>	<b>EQ</b>	<b>8</b>	<b>McGREGOR T</b>	(3) On Ice CAN 31 8 9 19 61 92 CZE 1 29 33 67 74 92

## 2nd Period

Action	Time	ET/Res	Team	Type	No.	Name	(G) Name of Assistant(s) / Action Description
Penalty	15:38	17:26	CAN	2 min.	26	JACOBS-WEBB A	- Interference
<b>Goal</b>	<b>17:26</b>	<b>1 : 1</b>	<b>CZE</b>	<b>PP1</b>	<b>15</b>	<b>ZELINKA R</b>	(1) 74 GEIER M On Ice CAN 31 2 4 11 92 CZE 1 15 33 67 74 92 *
Penalty	26:21	27:44	CZE	2 min.	19	OHAR A	- Holding an opponent
Time-out	26:21		CZE				
<b>Goal</b>	<b>27:44</b>	<b>2 : 1</b>	<b>CAN</b>	<b>PP1</b>	<b>11</b>	<b>DIXON A</b>	(3) 8 McGREGOR T On Ice CAN 31 7 8 9 11 19 CZE 1 15 27 29 67 *

## 3rd Period

No game actions in this period

Action	Time	ET/Res	Team	Type	No.	Name	(G) Name of Assistant(s) / Action Description
GK	44:30		CZE				1 KUDELA M - Goalkeeper out
GK	45:00		CAN				31 LAROCQUE D - Goalkeeper out

## Goalkeeper Records

Team : CAN - Canada

No.	Name	SOG	SVS	MIP
31	LAROCQUE Dominic	10	9	45:00
30	HUNEALT Jean-Francois			

Team : CZE - Czechia

No.	Name	SOG	SVS	MIP
1	KUDELA Martin	22	20	44:30
6	VAPENKA Michal			

## Game Statistics

Team : CAN (White)

Head Coach : HERRINGTON Russ

No.	Pos.	Name	Gen	G	A	PTS	PIM	Shots on Goal				+/-
								1	2	3	TS	
5	D	HENRY Tyrone +A	M	0	0	0	0	0	0	0	0	0
7	D	LAVIN Zach	M	0	0	0	0	0	0	0	0	0
8	F	McGREGOR Tyler +C (BP)	M	1	1	2	0	2	2	0	4	+1
9	F	SMITH Corbyn	M	0	0	0	0	0	0	0	0	+1
19	F	COZZOLINO Dominic	M	0	0	0	0	0	1	0	1	+1
4	F	DUNN James +A	M	0	0	0	0	2	0	2	4	0
11	F	DIXON Adam	M	1	0	1	0	1	1	0	2	0
26	F	JACOBS-WEBB Anton	M	0	0	0	2	1	0	0	1	0
61	D	ARMSTRONG Rob	M	0	0	0	0	1	1	1	3	+1
92	D	HALBERT Auren	M	0	0	0	0	1	0	2	3	+1
2	F	CRANE Rod	M	0	0	0	0	1	0	0	1	0
21	F	AUCLAIR Alexis	M	0	0	0	0	0	0	0	0	0



TUE 30 MAY 2023

Start Time 19:00

End Time 22:53

Preliminary Round - Group A, Game 9



Head Coach : HERRINGTON Russ

No.	Pos.	Name	Gen	G	A	PTS	PIM	Shots on Goal				+/-
								1	2	3	TS	
29	D	KOVACEVICH Micah	M	0	0	0	0	1	0	2	3	0
30	GK	HUNEAULT Jean-Francois	M	0	0	0	0	0	0	0	0	
31	GK	LAROCQUE Dominic	M	0	0	0	0	0	0	0	0	
<b>Total</b>				<b>2</b>	<b>1</b>	<b>3</b>	<b>2</b>	<b>10</b>	<b>5</b>	<b>7</b>	<b>22</b>	

Team : CZE (Red)

Head Coach : NOVOTNY Jakub

No.	Pos.	Name	Gen	G	A	PTS	PIM	Shots on Goal				+/-
								1	2	3	TS	
29	D	KUBES Pavel	M	0	0	0	0	1	0	0	1	-1
33	F	HECKO Vaclav +A	M	0	0	0	0	1	0	0	1	-1
67	D	DOLEZAL Pavel	M	0	0	0	0	0	0	1	1	-1
74	F	GEIER Michal	M	0	1	1	0	0	1	2	3	-1
92	F	SEDLACEK Patrik	M	0	0	0	0	0	0	0	0	-1
15	D	ZELINKA Radek +C (BP)	M	1	0	1	2	0	1	0	1	0
18	F	NOVOTNY Miroslav +A	M	0	0	0	0	0	0	0	0	0
19	F	OHAR Alex	M	0	0	0	2	0	1	0	1	0
27	F	VRUBEL David	M	0	0	0	0	0	0	0	0	0
82	F	HABL Zdenek	M	0	0	0	0	0	1	0	1	0
11	D	WAGNER Karel	M	0	0	0	0	0	0	0	0	0
12	F	ZIZLAVSKY Martin	M	0	0	0	0	1	0	0	1	0
1	GK	KUDELA Martin	M	0	0	0	0	0	0	0	0	
6	GK	VAPENKA Michal	M	0	0	0	0	0	0	0	0	
<b>Total</b>				<b>1</b>	<b>1</b>	<b>2</b>	<b>4</b>	<b>3</b>	<b>4</b>	<b>3</b>	<b>10</b>	

## Legend:

<b>(G)</b> Goals in tournament	<b>*</b> does not count for Plus/minus	<b>+/-</b> Plus/minus net	<b>+A</b> Assistant Captain
<b>+C</b> Captain	<b>A</b> Assists	<b>D</b> Defence	<b>EQ</b> Equal strength
<b>ET/Res</b> Penalty end time/Result of game	<b>F</b> Forward	<b>G</b> Goals	<b>Gen</b> Gender
<b>GK</b> Goalkeeper	<b>M</b> Male	<b>MIP</b> Minutes in play (GK)	<b>No.</b> Jersey number
<b>PIM</b> Penalties in minutes	<b>Pos.</b> Position	<b>PP1</b> Power play - 1 player	<b>PPG</b> Power play goals
<b>PTS</b> Points	<b>SHG</b> Shorthanded goals	<b>SOG</b> Shots on goal	<b>SVS</b> Saves
<b>TPP</b> Time on power play	<b>TS</b> Total shots		



### Shot Chart CAN - CZE

Shots by CAN  
Goals (o): 1    SSG (+): 9  
SSP (<): 0    SPG (-): 0



GK 1 of CZE



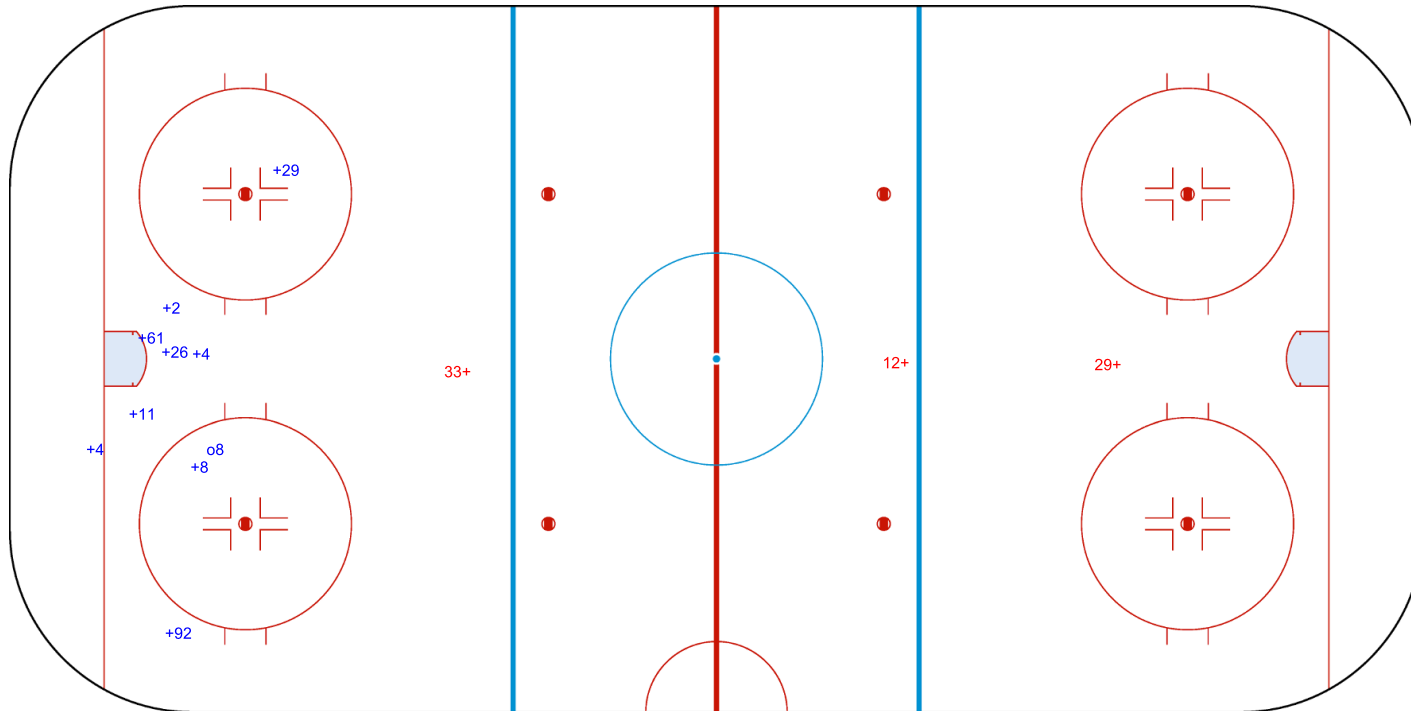
Period: 1



Shots by CZE  
Goals (o): 0    SSG (+): 3  
SSP (>): 0    SPG (-): 0



GK 31 of CAN





Shots by CZE

Goals (o): 1    SSG (+): 3  
SSP (<): 0    SPG (-): 0

o15

GK 31 of CAN



Period: 2

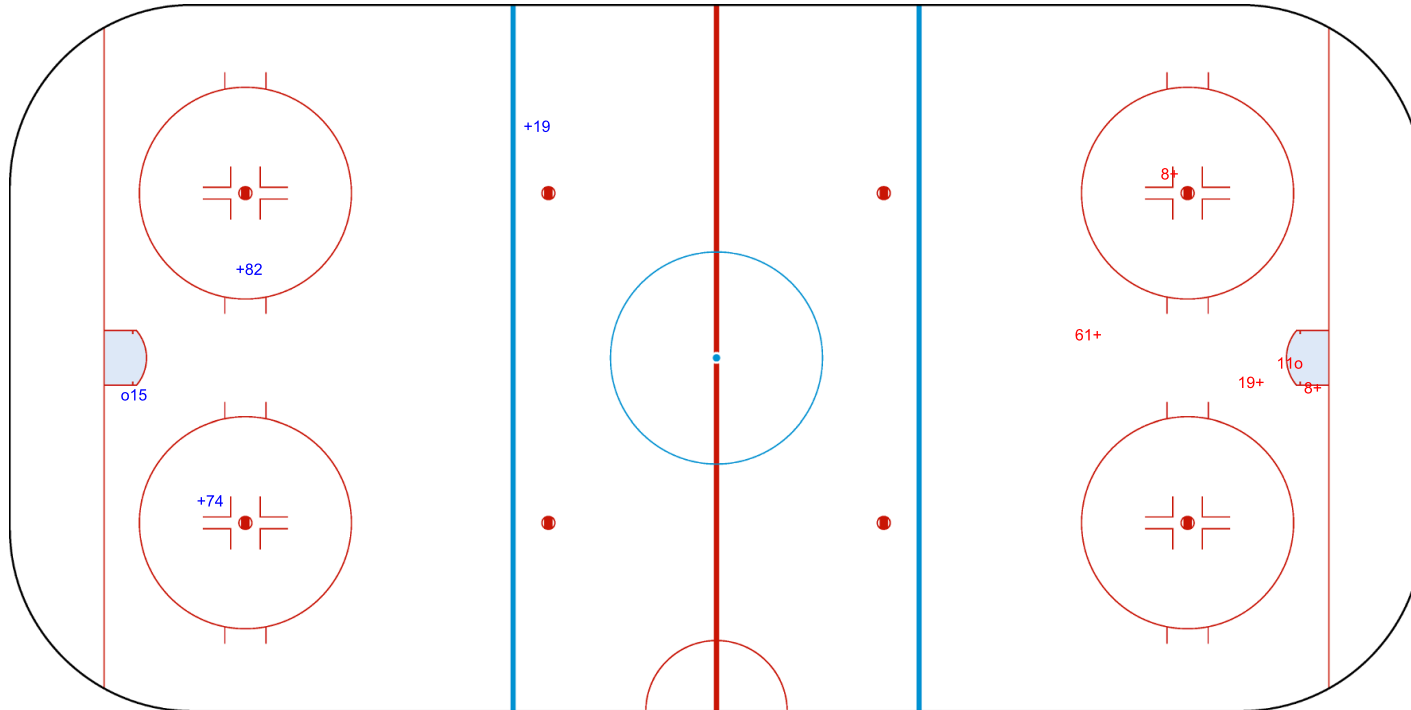


Shots by CAN

Goals (o): 1    SSG (+): 4  
SSP (>): 0    SPG (-): 0

o11

GK 1 of CZE





Shots by CAN

Goals (o): 0

SSG (+): 7

SSP (<): 0

SPG (-): 0



GK 1 of CZE



Period: 3



Shots by CZE

Goals (o): 0

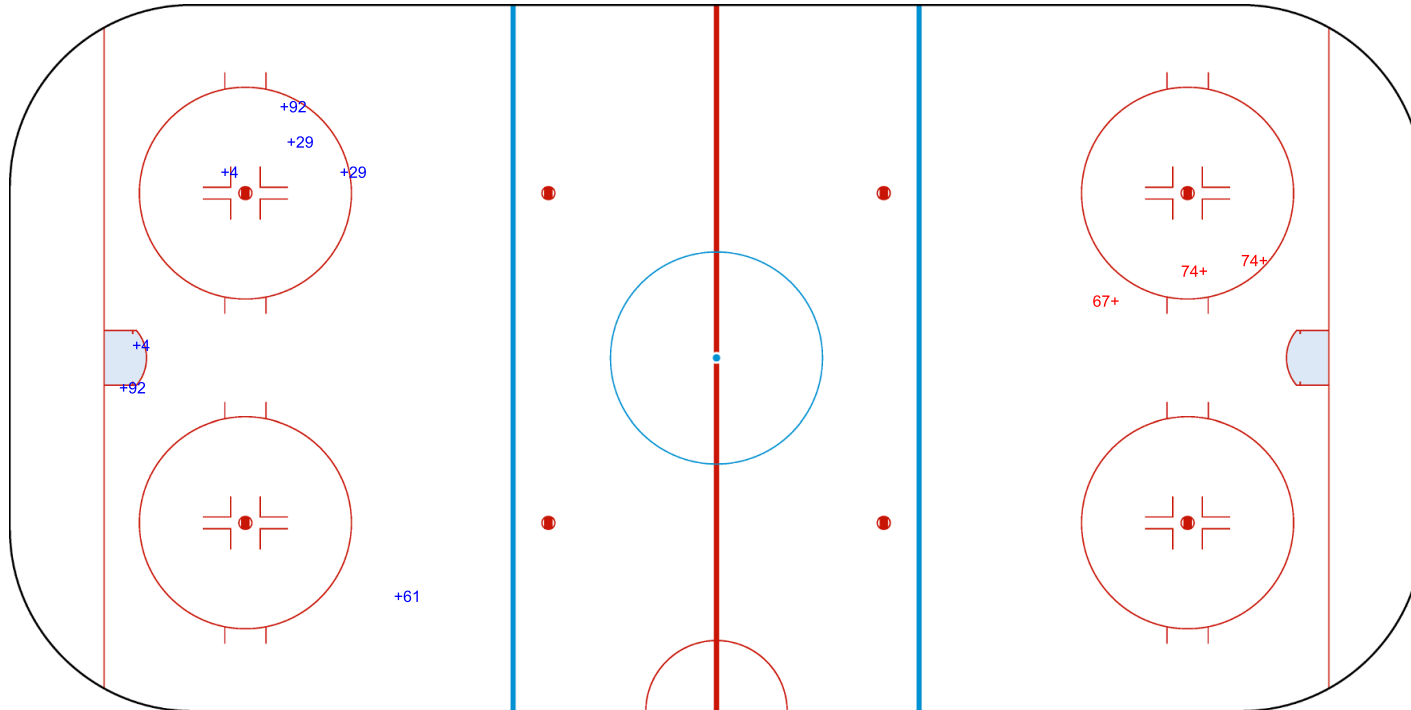
SSG (+): 3

SSP (>): 0

SPG (-): 0



GK 31 of CAN



Legend:		
<b>GK</b>	Goalkeeper	
<b>SPG</b>	Shots past goal	
<b>SSG</b>	Shots saved by goalkeeper	
<b>SSP</b>	Shots saved by player	



Face-off Chart  
CAN - CZE

PERIOD 1

CAN		CZE		CAN		CZE		CAN		CZE	
Def. zone	Att. zone	Neutral zone		Att. zone	Def. zone	Neutral zone		Att. zone	Def. zone	Neutral zone	
- 26	+ 19	- 9	+ 92	- 26	+ 19	- 9	+ 92	- 26	+ 19	- 9	+ 92
+ 9	- 19	- 9	+ 19	- 19	+ 33	- 9	+ 19	- 19	+ 33	- 9	+ 19
- 29	+ 19	- 9	+ 92	- 19	+ 92	- 9	+ 92	- 19	+ 92	- 9	+ 92
- 26	+ 92			+ 26	- 33			+ 26	- 33		
- 9	+ 92			- 9	+ 92			- 9	+ 92		
- 29	+ 92			+ 9	- 19			+ 9	- 19		
				+ 26	- 19			+ 26	- 19		
				+ 9	- 92			+ 9	- 92		
				+ 26	- 19			+ 26	- 19		

Total wins  
all zones

Total wins / period

CAN	CZE	CAN	CZE	CAN	CZE	CAN	CZE
1 / 17%	5 / 83%	0 / 0%	3 / 100%	5 / 56%	4 / 44%	6 / 33%	12 / 67%

PERIOD 2

CAN		CZE		CAN		CZE		CAN		CZE	
Def. zone	Att. zone	Neutral zone		Att. zone	Def. zone	Neutral zone		Att. zone	Def. zone	Neutral zone	
- 19	+ 19	+ 26	- 92	- 19	+ 92	+ 26	- 92	- 19	+ 92	+ 26	- 92
+ 11	- 19	- 9	+ 92	+ 29	- 19	- 9	+ 92	+ 29	- 19	- 9	+ 92
+ 26	- 92	+ 26	- 19	- 9	+ 92	+ 26	- 19	- 9	+ 92	+ 26	- 92
- 26	+ 92	+ 9	- 19	+ 9	- 19	+ 9	- 19	+ 9	- 19	+ 9	- 19
- 26	+ 92	- 9	+ 19	+ 19	- 33	- 9	+ 19	+ 19	- 33	- 9	+ 19
		+ 29	- 19	- 26	+ 19	+ 29	- 19	- 26	+ 19	+ 29	- 19
		- 29	+ 19			- 29	+ 19			- 29	+ 19
		+ 9	- 19			+ 9	- 19			+ 9	- 19

Total wins  
all zones

Total wins / period

CAN	CZE	CAN	CZE	CAN	CZE	CAN	CZE
2 / 40%	3 / 60%	5 / 63%	3 / 37%	3 / 50%	3 / 50%	10 / 53%	9 / 47%

PERIOD 3

CAN		CZE		CAN		CZE		CAN		CZE	
Def. zone	Att. zone	Neutral zone		Att. zone	Def. zone	Neutral zone		Att. zone	Def. zone	Neutral zone	
- 26	+ 19	+ 9	- 92	+ 9	- 92	+ 9	- 92	+ 9	- 92	+ 9	- 92
+ 26	- 92	+ 26	- 19	+ 9	- 92	+ 26	- 19	+ 9	- 92	+ 26	- 19
		- 9	+ 92	+ 26	- 19	- 9	+ 92	+ 26	- 19	- 9	+ 92
				+ 9	- 19	+ 26	- 19	+ 9	- 19	+ 26	- 19
				- 29	+ 92	- 29	+ 92	- 29	+ 92	- 29	+ 92
				+ 26	- 19	+ 26	- 19	+ 26	- 19	+ 26	- 19
				- 26	+ 19	- 26	+ 19	- 26	+ 19	- 26	+ 19
				+ 9	- 19	+ 9	- 19	+ 9	- 19	+ 9	- 19
				- 9	+ 92	- 9	+ 92	- 9	+ 92	- 9	+ 92
				+ 26	- 19	+ 26	- 19	+ 26	- 19	+ 26	- 19

Total wins  
all zones

Total wins / period

CAN	CZE	CAN	CZE	CAN	CZE	CAN	CZE
1 / 50%	1 / 50%	2 / 67%	1 / 33%	7 / 70%	3 / 30%	10 / 67%	5 / 33%

TOTAL



Total wins / game	CAN		CZE		CAN		CZE		Total wins all zones	
	Def. zone	Att. zone	Neutral zone		Att. zone	Def. zone	CAN	CZE	CAN	CZE
	4 / 31%	9 / 69%	7 / 50%	7 / 50%	15 / 60%	10 / 40%	26 / 50%	26 / 50%		

**HEAD TO HEAD**

		CZE			Tot	wins CAN	Dz	Nz	Az
No.		19	33	92					
CAN	9	7 - 2		4 - 8	21	11 52%	1 50%	3 33%	7 70%
	11	1 - 0			1	1 100%	1 100%		
	19	0 - 1	1 - 1	0 - 2	5	1 20%	0 0%		1 25%
	26	7 - 5	1 - 0	3 - 3	19	11 58%	2 29%	3 100%	6 67%
	29	2 - 2		0 - 2	6	2 33%	0 0%	1 50%	1 50%
	<b>Tot</b>	27	3	22	52	26 50%	4 31%	7 50%	15 60%
	wins CZE	10 37%	1 33%	15 68%	26 50%				
	Dz	3 23%	1 33%	6 67%	10 40%				
	Nz	3 38%		4 67%	7 50%				
	Az	4 67%		5 71%	9 69%				

<b>Legend:</b>	<b>Az</b> Attacking zone	<b>Dz</b> Defending zone	<b>No.</b> Jersey number	<b>Nz</b> Neutral zone	<b>Tot.</b> Total face-offs played
----------------	--------------------------	--------------------------	--------------------------	------------------------	------------------------------------



## Game Roster

## CHN - GER

## Referee

ESPOSITO Bobby (USA)

## Goalkeepers

Team: CHN

No.	Name	Gen	GP	MIP	GA	SVS	SOG	SVS%	GAA
1	WANG Wei	M	2	45:00	1	8	9	88.89	1.00
20	JI Yan Zhao	M	2	45:00	1	8	9	88.89	1.00

## Team Roster

Team: CHN (Red)

No.	Pos.	Name	Gen	GP	G	A	PTS	PIM	+/-
1	GK	WANG Wei	M	2	0	0	0	0	
3	D	LYU Zhi	M	2	0	4	4	2	+5
5	D	BAI Xue Song	M	1	0	0	0	2	0
7	D	XU Jin Qiang	M	2	1	1	2	2	+2
8	F	WANG Zhi Dong	M	2	4	0	4	2	+7
12	D	CHE Hang	M	1	0	0	0	0	-1
15	F	SONG Xiao Dong	M	1	0	0	0	0	-1
17	F	SHEN Yi Feng	M	2	7	1	8	0	+9
18	F	WANG Ju Jiang	M	1	0	0	0	0	-1
19	F	ZHANG Zheng	M	2	2	2	4	0	+5
20	GK	JI Yan Zhao	M	2	0	0	0	0	
22	D	HU Guang Jian	M	2	0	1	1	4	+4
23	F	CUI Yu Tao	M	2	0	3	3	0	+5
24	D	ZHU Zhan Fu	M	2	0	1	1	0	+3
28	F	TIAN Jin Tao	M	2	0	2	2	0	+8
30	F	QIU Dian Peng	M	2	0	0	0	2	-1
32	F	LI Hong Guan	M	2	1	2	3	2	+4

Head Coach: YIN Jiwu

## Linesmen

DAUPHINEE Dylan (CAN) , O'ROURKE Ryan (CAN)

Team: GER

No.	Name	Gen	GP	MIP	GA	SVS	SOG	SVS%	GAA
7	UHLEMANN Lars	M	2	00:00	0	0	0	0.00	0.00
47	KUNST Simon	M	2	95:00	3	29	32	90.62	1.42

Team: GER (White)

No.	Pos.	Name	Gen	GP	G	A	PTS	PIM	+/-
3	F	DISVELD Bas	M	2	0	0	0	0	0
6	D	RAEDLER Hugo	M	2	0	0	0	0	+1
7	GK	UHLEMANN Lars	M	2	0	0	0	0	
8	F	RENNHACK Frank	M	2	0	2	2	0	+2
21	F	BETZ Steven	M	2	0	0	0	0	0
22	F	MUEHLHANS Veit	M	0	0	0	0	0	0
33	F	KUHLI-LAUENSTEIN Ingo	M	2	1	0	1	4	0
43	F	HERING Bernhard	M	2	2	2	4	6	+2
44	F	BRELAGE Jan Malte	M	2	1	0	1	2	+1
47	GK	KUNST Simon	M	2	0	0	0	0	
52	D	PABST Robert	M	2	0	0	0	0	0
69	D	SKLORZ Lucas	M	2	0	0	0	2	+1
77	F	WEDDE Joerg	M	2	0	0	0	0	0
97	F	SCHRADER Felix	M	2	1	1	2	2	+1

Head Coach: POKORNY Andreas

## Legend:

<b>+/-</b>	Plus/minus net	<b>A</b>	Assists	<b>D</b>	Defence	<b>F</b>	Forward
<b>G</b>	Goals	<b>GA</b>	Goals against	<b>GAA</b>	Goals against as average per 45 minutes	<b>Gen</b>	Gender
<b>GK</b>	Goalkeeper	<b>GP</b>	Games played	<b>M</b>	Male	<b>MIP</b>	Minutes and seconds played
<b>No.</b>	Jersey number	<b>PIM</b>	Penalties in minutes	<b>Pos.</b>	Position	<b>PTS</b>	Points
<b>SOG</b>	Shots on goal	<b>SVS</b>	Saves	<b>SVS%</b>	Saves in percentage		





## Line-ups

## CHN - GER

## Referee

ESPOSITO Bobby (USA)

## Goalkeepers

Team: CHN

No.	Name	Gen
1	WANG Wei	M
20	JI Yan Zhao	M

## Team Line-ups

Team: CHN (Red)

No.	Pos.	Name	Gen
7	D	XU Jin Qiang +A	M
24	D	ZHU Zhan Fu	M
8	F	WANG Zhi Dong	M
23	F	CUI Yu Tao +C	M
30	F	QIU Dian Peng	M
3	D	LYU Zhi	M
22	D	HU Guang Jian	M
17	F	SHEN Yi Feng	M
19	F	ZHANG Zheng	M
28	F	TIAN Jin Tao	M
12	D	CHE Hang	M
15	F	SONG Xiao Dong	M
18	F	WANG Ju Jiang	M

Head Coach: YIN Jiwu

## NOT DRESSED:

5	D	BAI Xue Song +A	M
32	F	LI Hong Guan	M

## Linesmen

DAUPHINEE Dylan (CAN) , O'ROURKE Ryan (CAN)

Team: GER

No.	Name	Gen
47	KUNST Simon	M
7	UHLEMANN Lars	M

Team: GER (White)

No.	Pos.	Name	Gen
69	D	SKLORZ Lucas	M
3	F	DISVELD Bas +C	M
33	F	KUHLI-LAUENSTEIN Ingo +A	M
44	F	BRELAGE Jan Malte	M
77	F	WEDDE Joerg	M
6	D	RAEDLER Hugo	M
8	F	RENNHACK Frank +A	M
21	F	BETZ Steven	M
43	F	HERING Bernhard	M
97	F	SCHRADER Felix	M
52	D	PABST Robert	M
22	F	MUEHLHANS Veit	M

Head Coach: POKORNY Andreas

## Legend:

<b>+A</b>	Assistant Captain	<b>+C</b>	Captain	<b>D</b>	Defence	<b>F</b>	Forward
<b>Gen</b>	Gender	<b>M</b>	Male	<b>No.</b>	Jersey number	<b>Pos.</b>	Position



WED 31 MAY 2023

Start Time 11:00  
End Time 12:54

Preliminary Round - Group B, Game 10



## Game Summary

CHN - GER 7 - 0 (3 - 0 , 2 - 0 , 2 - 0)

Spectators	Referee	Linesmen
927	ESPOSITO Bobby (USA)	DAUPHINEE Dylan (CAN) , O'ROURKE Ryan (CAN)

## Team Statistics

Period	Score	SVS	SOG	PIM	TPP	PPG	SHG
1	3 : 0	4 : 8	11 : 4	0 : 2	01:21 : 00:00	1 : 0	0 : 0
2	2 : 0	2 : 7	9 : 2	6 : 2	02:00 : 06:00	0 : 0	0 : 0
3	2 : 0	5 : 2	4 : 5	4 : 2	00:06 : 04:00	1 : 0	0 : 0
<b>Total</b>	<b>7 : 0</b>	<b>11 : 17</b>	<b>24 : 11</b>	<b>10 : 6</b>	<b>03:27 : 10:00</b>	<b>2 : 0</b>	<b>0 : 0</b>

## 1st Period

Action	Time	ET/Res	Team	Type	No.	Name	(G) Name of Assistant(s) / Action Description
GK	00:00		CHN		20	JI YZ	- Goalkeeper in
GK	00:00		GER		47	KUNST S	- Goalkeeper in
<b>Goal</b>	<b>02:45</b>	<b>1 : 0</b>	<b>CHN</b>	<b>EQ</b>	<b>17</b>	<b>SHEN YF</b>	(8) 19 ZHANG Z On Ice CHN 20 3 17 19 22 28 GER 47 3 44 52 69 97
<b>Goal</b>	<b>03:51</b>	<b>2 : 0</b>	<b>CHN</b>	<b>EQ</b>	<b>12</b>	<b>CHE H</b>	(1) On Ice CHN 20 7 12 15 24 30 GER 47 8 43 44 69 97
Penalty	13:01	14:22	GER	2 min.	8	RENNHACK F	- High Sticking
<b>Goal</b>	<b>14:22</b>	<b>3 : 0</b>	<b>CHN</b>	<b>PP1</b>	<b>17</b>	<b>SHEN YF</b>	(9) 8 WANG ZD On Ice CHN 20 7 8 17 19 28 GER 47 3 6 33 77 *

## 2nd Period

Action	Time	ET/Res	Team	Type	No.	Name	(G) Name of Assistant(s) / Action Description
Penalty	16:25	18:25	GER	2 min.	8	RENNHACK F	- Delaying the Game
Penalty	18:40	20:40	CHN	2 min.	28	TIAN JT	- Interference on a Goalkeeper
Penalty	22:48	24:48	CHN	2 min.	19	ZHANG Z	- Interference
<b>Goal</b>	<b>24:51</b>	<b>4 : 0</b>	<b>CHN</b>	<b>EQ</b>	<b>17</b>	<b>SHEN YF</b>	(10) On Ice CHN 20 3 17 19 22 28 GER 47 8 43 44 69 97
Penalty	26:02	28:02	CHN	2 min.	22	HU GJ	- Roughing
<b>Goal</b>	<b>28:53</b>	<b>5 : 0</b>	<b>CHN</b>	<b>EQ</b>	<b>8</b>	<b>WANG ZD</b>	(5) On Ice CHN 20 3 8 17 22 23 GER 47 3 6 33 52 77

## 3rd Period

Action	Time	ET/Res	Team	Type	No.	Name	(G) Name of Assistant(s) / Action Description
Penalty	32:03	34:03	CHN	2 min.	28	TIAN JT	- Teeing
<b>Goal</b>	<b>35:29</b>	<b>6 : 0</b>	<b>CHN</b>	<b>EQ</b>	<b>17</b>	<b>SHEN YF</b>	(11) 19 ZHANG Z On Ice CHN 20 3 17 19 22 28 GER 47 8 33 43 69 97
Penalty	37:07	37:13	GER	2 min.	97	SCHRADER F	- Teeing
<b>Goal</b>	<b>37:13</b>	<b>7 : 0</b>	<b>CHN</b>	<b>PP1</b>	<b>8</b>	<b>WANG ZD</b>	(6) 30 QIU DP On Ice CHN 20 3 8 22 23 30 GER 47 6 8 43 77 *
Penalty	38:45	40:45	CHN	2 min.	24	ZHU ZF	- Hooking
GK	45:00		CHN				20 JI YZ - Goalkeeper out
GK	45:00		GER				47 KUNST S - Goalkeeper out

## Goalkeeper Records

Team : CHN - China

No.	Name	SOG	SVS	MIP
20	Ji Yan Zhao	11	11	45:00
1	WANG Wei			

Team : GER - Germany

No.	Name	SOG	SVS	MIP
47	KUNST Simon	24	17	45:00
7	UHLEMANN Lars			

## Game Statistics

Team : CHN (Red)												
Head Coach : YIN Jiwu							Shots on Goal					
No.	Pos.	Name	Gen	G	A	PTS	PIM	1	2	3	TS	+/-
7	D	XU Jin Qiang +A	M	0	0	0	0	0	0	0	0	+1
8	F	WANG Zhi Dong	M	2	1	3	0	3	4	1	8	+1



WED 31 MAY 2023

Start Time 11:00  
End Time 12:54

Preliminary Round - Group B, Game 10



Head Coach : YIN Jiwu

No.	Pos.	Name	Gen	G	A	PTS	PIM	Shots on Goal				+/-
								1	2	3	TS	
23	F	CUI Yu Tao +C	M	0	0	0	0	0	0	0	0	+1
24	D	ZHU Zhan Fu	M	0	0	0	2	0	0	0	0	+1
30	F	QIU Dian Peng	M	0	1	1	0	0	0	0	0	+1
3	D	LYU Zhi	M	0	0	0	0	0	1	0	1	+4
17	F	SHEN Yi Feng	M	4	0	4	0	3	1	1	5	+4
19	F	ZHANG Zheng (BP)	M	0	2	2	2	1	1	0	2	+3
22	D	HU Guang Jian	M	0	0	0	2	1	0	0	1	+4
28	F	TIAN Jin Tao	M	0	0	0	4	2	2	2	6	+3
12	D	CHE Hang	M	1	0	1	0	1	0	0	1	+1
15	F	SONG Xiao Dong	M	0	0	0	0	0	0	0	0	+1
18	F	WANG Ju Jiang	M	0	0	0	0	0	0	0	0	0
1	GK	WANG Wei	M	0	0	0	0	0	0	0	0	
20	GK	JI Yan Zhao	M	0	0	0	0	0	0	0	0	
<b>Total</b>				<b>7</b>	<b>4</b>	<b>11</b>	<b>10</b>	<b>11</b>	<b>9</b>	<b>4</b>	<b>24</b>	

Team : GER (White)

Head Coach : POKORNY Andreas

No.	Pos.	Name	Gen	G	A	PTS	PIM	Shots on Goal				+/-
								1	2	3	TS	
3	F	DISVELD Bas +C	M	0	0	0	0	0	0	0	0	-2
33	F	KUHLI-LAUENSTEIN Ingo +A	M	0	0	0	0	2	1	1	4	-2
44	F	BRELAGE Jan Malte	M	0	0	0	0	0	0	1	1	-3
69	D	SKLORZ Lucas	M	0	0	0	0	0	0	0	0	-4
77	F	WEDDE Joerg	M	0	0	0	0	0	0	0	0	-1
6	D	RAEDLER Hugo	M	0	0	0	0	0	0	0	0	-1
8	F	RENNHACK Frank +A	M	0	0	0	4	1	0	2	3	-3
21	F	BETZ Steven	M	0	0	0	0	0	0	0	0	0
43	F	HERING Bernhard (BP)	M	0	0	0	0	1	1	1	3	-3
97	F	SCHRADER Felix	M	0	0	0	2	0	0	0	0	-4
22	F	MUEHLHANS Veit	M	0	0	0	0	0	0	0	0	0
52	D	PABST Robert	M	0	0	0	0	0	0	0	0	-2
7	GK	UHLEMANN Lars	M	0	0	0	0	0	0	0	0	
47	GK	KUNST Simon	M	0	0	0	0	0	0	0	0	
<b>Total</b>				<b>0</b>	<b>0</b>	<b>0</b>	<b>6</b>	<b>4</b>	<b>2</b>	<b>5</b>	<b>11</b>	

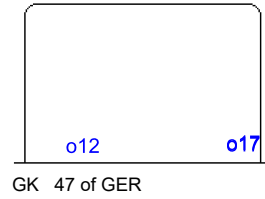
## Legend:

<b>(G)</b> Goals in tournament	<b>*</b> does not count for Plus/minus	<b>+/-</b> Plus/minus net	<b>+A</b> Assistant Captain
<b>+C</b> Captain	<b>A</b> Assists	<b>D</b> Defence	<b>EQ</b> Equal strength
<b>ET/Res</b> Penalty end time/Result of game	<b>F</b> Forward	<b>G</b> Goals	<b>Gen</b> Gender
<b>GK</b> Goalkeeper	<b>M</b> Male	<b>MIP</b> Minutes in play (GK)	<b>No.</b> Jersey number
<b>PIM</b> Penalties in minutes	<b>Pos.</b> Position	<b>PP1</b> Power play - 1 player	<b>PPG</b> Power play goals
<b>PTS</b> Points	<b>SHG</b> Shorthanded goals	<b>SOG</b> Shots on goal	<b>SVS</b> Saves
<b>TPP</b> Time on power play	<b>TS</b> Total shots		



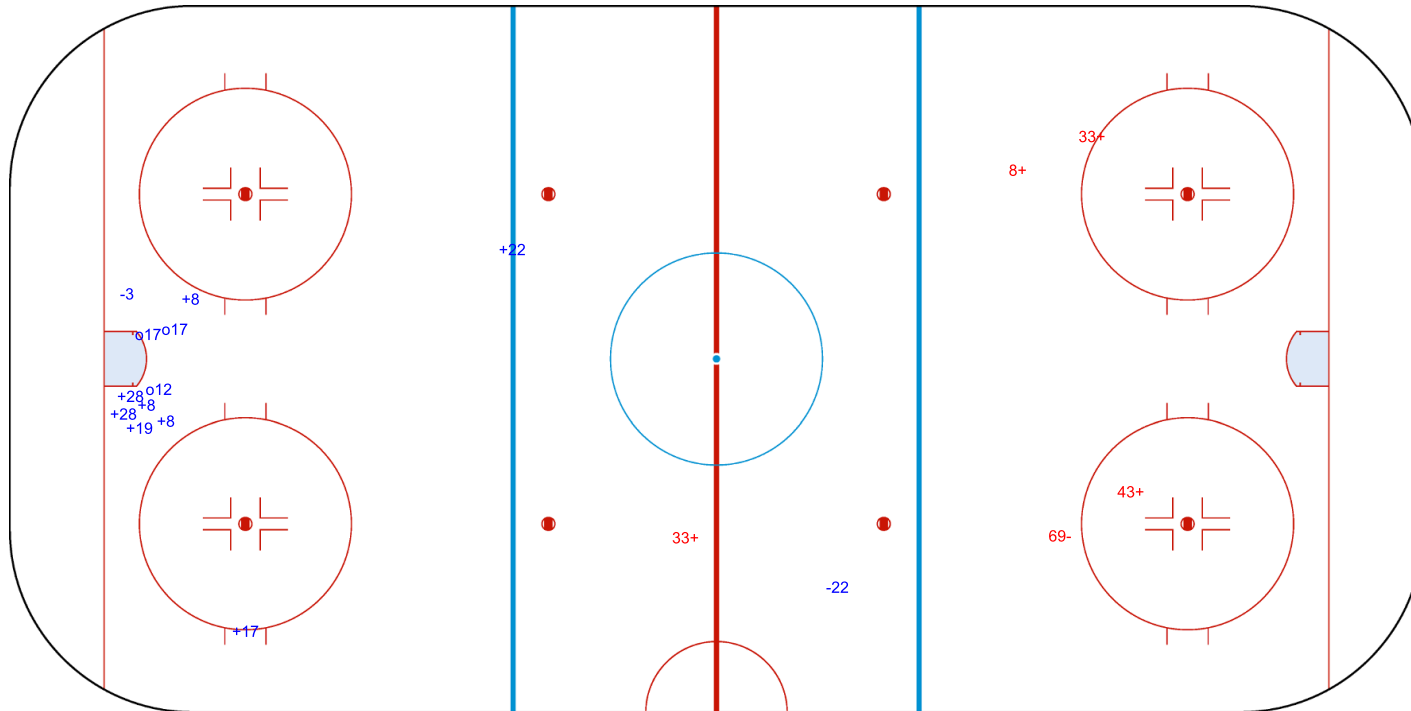
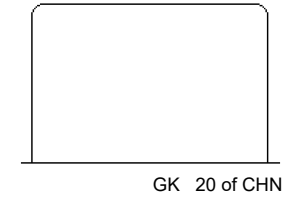
### Shot Chart CHN - GER

Shots by CHN  
Goals (o): 3    SSG (+): 8  
SSP (<): 0    SPG (-): 2



GER                      Period: 1                      CHN

Shots by GER  
Goals (o): 0    SSG (+): 4  
SSP (>): 0    SPG (-): 1





Shots by GER

Goals (o): 0

SSG (+): 2

SSP (<): 0

SPG (-): 1



GK 20 of CHN



Period: 2



Shots by CHN

Goals (o): 2

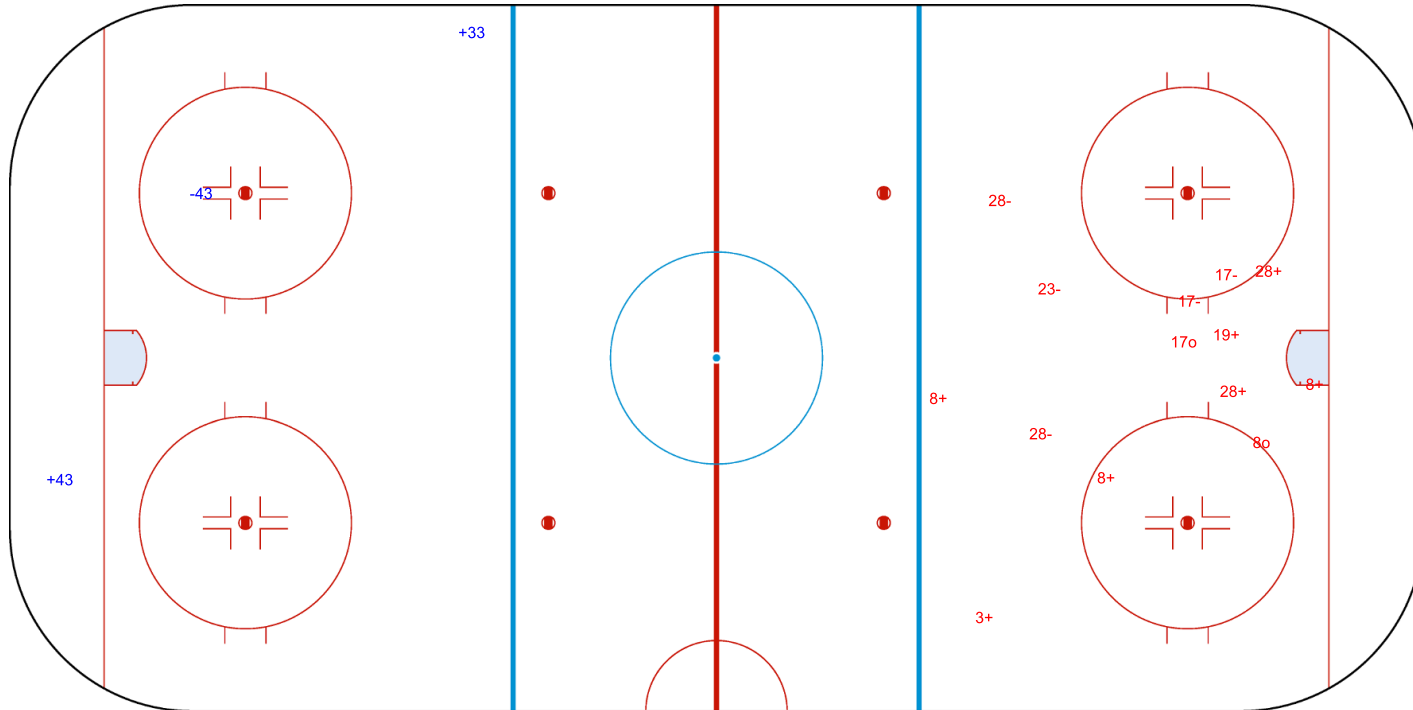
SSG (+): 7

SSP (>): 0

SPG (-): 5



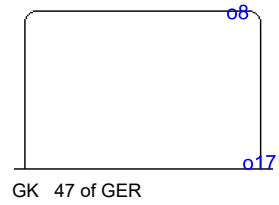
GK 47 of GER





Shots by CHN

Goals (o): 2    SSG (+): 2  
SSP (<): 0    SPG (-): 3

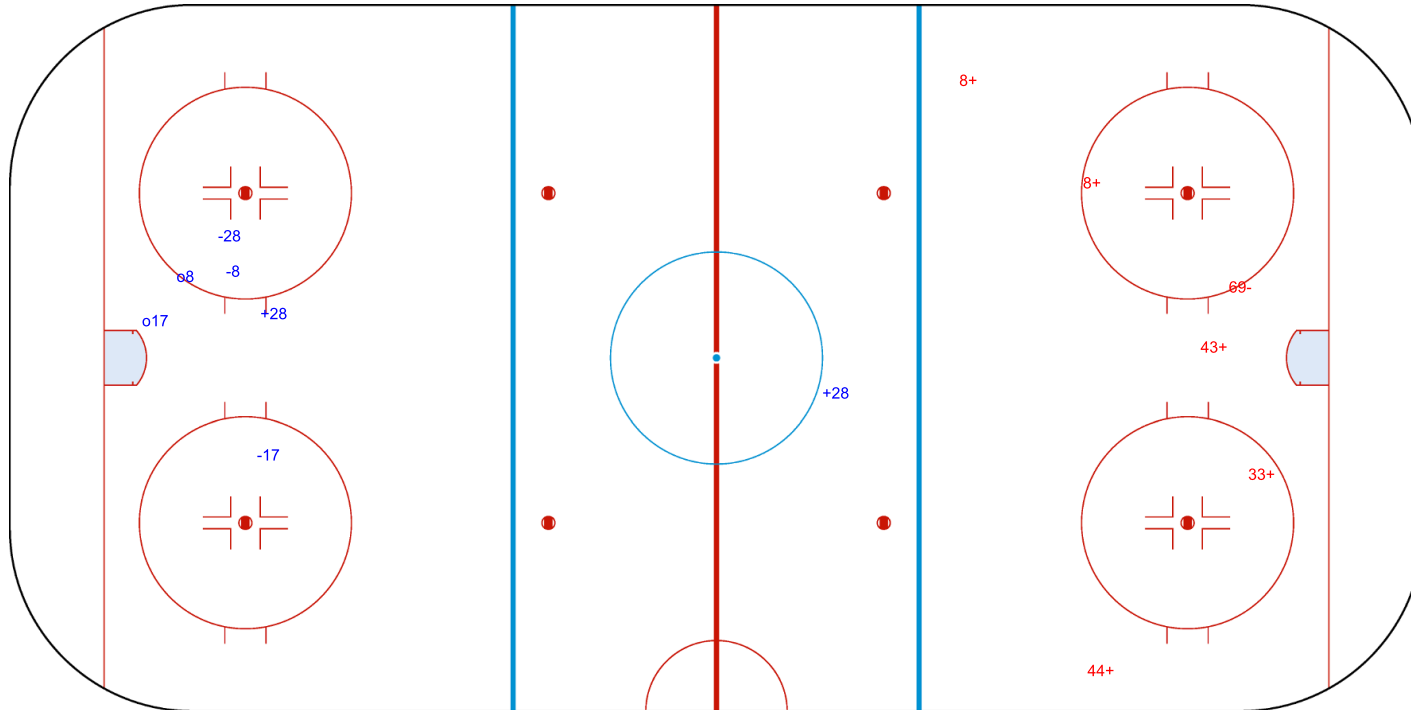
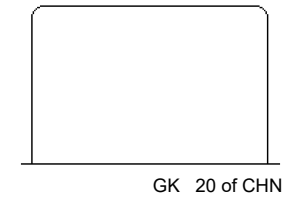


Period: 3



Shots by GER

Goals (o): 0    SSG (+): 5  
SSP (>): 0    SPG (-): 1



<b>Legend:</b>	
<b>GK</b> Goalkeeper	<b>SPG</b> Shots past goal
<b>SSG</b> Shots saved by goalkeeper	<b>SSP</b> Shots saved by player



Face-off Chart  
CHN - GER

PERIOD 1

	CHN		GER		CHN		GER		CHN		GER	
	Def. zone	Att. zone	Neutral zone		Att. zone	Def. zone	Neutral zone		Att. zone	Def. zone	Neutral zone	
	- 15	+ 52	+ 8	- 8	- 28	+ 43	+ 8	- 8	- 28	+ 43	+ 8	- 8
	- 23	+ 8	- 15	+ 8	- 28	+ 43	+ 8	- 8	- 28	+ 8	- 19	+ 77
	+ 28	- 52	+ 15	- 8	- 28	+ 8	- 8	+ 52	- 17	+ 8	- 8	+ 52
	+ 28	- 8	- 8	+ 8	- 19	+ 77	- 28	+ 8	- 17	+ 8	+ 28	- 8
	- 28	+ 8	- 8	+ 8	- 17	+ 8	- 8	+ 52				
	- 28	+ 8	+ 28	- 8								
Total wins / period	2 / 40%	3 / 60%	3 / 43%	4 / 57%	0 / 0%	5 / 100%	Total wins all zones		5 / 29%	12 / 71%		

PERIOD 2

	CHN		GER		CHN		GER		CHN		GER	
	Def. zone	Att. zone	Neutral zone		Att. zone	Def. zone	Neutral zone		Att. zone	Def. zone	Neutral zone	
	+ 8	- 8	+ 8	- 8	- 28	+ 8	+ 8	- 8	- 28	+ 8	+ 8	- 8
	- 8	+ 8	+ 8	- 8	- 28	+ 3	+ 8	- 8	- 28	+ 3	+ 8	- 8
	+ 8	- 8	+ 28	- 52			+ 8	- 8			+ 28	- 52
	+ 8	- 8	+ 28	- 52			+ 28	- 52			+ 28	- 52
	+ 8	- 52										
	+ 28	- 43										
Total wins / period	5 / 83%	1 / 17%	4 / 100%	0 / 0%	0 / 0%	2 / 100%	Total wins all zones		9 / 75%	3 / 25%		

PERIOD 3

	CHN		GER		CHN		GER		CHN		GER	
	Def. zone	Att. zone	Neutral zone		Att. zone	Def. zone	Neutral zone		Att. zone	Def. zone	Neutral zone	
	+ 17	- 3	- 8	+ 8	- 15	+ 8	+ 23	- 52	- 15	+ 8	+ 8	- 8
	- 17	+ 8	+ 23	- 52	- 8	+ 43	+ 15	- 52	- 8	+ 43	+ 8	- 8
	+ 15	- 8	+ 15	- 52	- 28	+ 52	+ 8	- 52	- 28	+ 52	+ 8	- 8
	+ 8	- 8	+ 8	- 52	+ 28	- 52	+ 8	- 52	+ 28	- 52	+ 8	- 8
	+ 8	- 8	+ 8	- 52			+ 8	- 52			+ 8	- 8
	- 28	+ 8	- 15	+ 52			- 15	+ 52			- 15	+ 52
			+ 28	- 8			+ 28	- 8			+ 28	- 8
			- 8	+ 8			- 8	+ 8			- 8	+ 8
Total wins / period	4 / 67%	2 / 33%	5 / 63%	3 / 37%	1 / 25%	3 / 75%	Total wins all zones		10 / 56%	8 / 44%		

TOTAL

	CHN		GER		CHN		GER		CHN		GER	
	Def. zone	Att. zone	Neutral zone		Att. zone	Def. zone	Neutral zone		Att. zone	Def. zone	Neutral zone	
Total wins / game	11 / 65%	6 / 35%	12 / 63%	7 / 37%	1 / 9%	10 / 91%	Total wins all zones		24 / 51%	23 / 49%		



HEAD TO HEAD

		GER									
	No.	3	8	43	52	77	Tot	wins CHN	Dz	Nz	Az
CHN	8		8 - 3	0 - 1	3 - 2		17	11 65%	6 86%	5 56%	0 0%
	15		2 - 2		1 - 2		7	3 43%	1 50%	2 50%	0 0%
	17	1 - 0	0 - 2				3	1 33%	1 50%		0 0%
	19					0 - 1	1	0 0%			0 0%
	23		0 - 1		1 - 0		2	1 50%	0 0%	1 100%	
	28	0 - 1	3 - 5	1 - 2	4 - 1		17	8 47%	3 60%	4 80%	1 14%
	<b>Tot</b>	2	26	4	14	1	47	24 51%	11 65%	12 63%	1 9%
	<b>wins GER</b>	1 50%	13 50%	3 75%	5 36%	1 100%	23 49%				
	<b>Dz</b>	1 100%	4 100%	3 100%	1 50%	1 100%	10 91%				
	<b>Nz</b>		4 40%		3 33%		7 37%				
	<b>Az</b>	0 0%	5 42%	0 0%	1 33%		6 35%				

<b>Legend:</b>									
<b>Az</b>	Attacking zone	<b>Dz</b>	Defending zone	<b>No.</b>	Jersey number	<b>Nz</b>	Neutral zone	<b>Tot.</b>	Total face-offs played





## Game Roster

## ITA - NOR

## Referee

RAPAK Martin (CZE)

## Goalkeepers

Team: ITA

No.	Name	Gen	GP	MIP	GA	SVS	SOG	SVS%	GAA
1	STILLITANO Santino	M	2	70:16	6	34	40	85.00	3.84
15	ARAUDO Gabriele	M	2	24:44	4	11	15	73.33	7.28

## Team Roster

Team: ITA (Blue)

No.	Pos.	Name	Gen	GP	G	A	PTS	PIM	+/-
1	GK	STILLITANO Santino	M	2	0	0	0	0	
2	D	ENDERLE Alex	M	2	0	0	0	2	-2
4	F	REMOTTI MARNINI Matteo	M	2	0	0	0	0	-1
6	D	CAVALIERE Gian Luca	M	2	0	0	0	2	-3
8	D	RADICE Roberto	M	2	0	0	0	0	-3
10	F	KAFMANN Stephan	M	2	1	0	1	8	-3
11	F	LARCH Nils	M	2	0	1	1	0	-4
14	D	BALOSSETTI Bruno	M	2	0	0	0	0	0
15	GK	ARAUDO Gabriele	M	2	0	0	0	0	
18	D	MACRI Andrea	M	2	0	0	0	0	-4
25	F	TORELLA Francesco	M	2	0	0	0	0	-1
26	F	ANTOCHI Eusebiu	M	2	0	0	0	2	-5
27	F	ANDREONI Alessandro	M	2	0	0	0	0	-4
62	F	DEPAOLI Christoph	M	2	0	0	0	0	-5

Head Coach: BIANCHI Mirko

## Linesmen

HERMANSEN OSWOLD Marius (NOR) , HUS Igor (SVK)

Team: NOR

No.	Name	Gen	GP	MIP	GA	SVS	SOG	SVS%	GAA
1	SUNDT Andreas	M	2	88:45	9	35	44	79.55	4.56
39	GROENLIE Johan	M	2	00:00	0	0	0	0.00	0.00

Team: NOR (White)

No.	Pos.	Name	Gen	GP	G	A	PTS	PIM	+/-
1	GK	SUNDT Andreas	M	2	0	0	0	0	
6	F	KIRSTISTUEN Emil	M	2	0	0	0	0	0
9	D	VAERNES Morten	M	2	0	0	0	2	-4
16	D	NORDSTOGA Knut Andre	M	2	0	1	1	0	-3
17	F	SOLBERG Loyd Remi	M	2	1	0	1	4	-1
20	F	HAMRE Martin	M	2	0	1	1	0	-2
22	F	BAKKE Audun	M	2	1	1	2	0	-4
23	D	KLAKEGG Jan Roger	M	2	0	0	0	2	0
26	F	KRONBERG Viktor	M	2	0	0	0	0	-2
39	GK	GROENLIE Johan	M	2	0	0	0	0	
69	D	OEVERLI Fabian Cruickshank	M	2	0	0	0	0	-1
71	F	OISETH Ola	M	2	2	2	4	0	-3
91	F	LYNGROTH Alexander	M	2	0	0	0	0	-5

Head Coach: BABEY Kenneth

## Legend:

+/-	Plus/minus net	A	Assists	D	Defence	F	Forward
G	Goals	GA	Goals against	GAA	Goals against as average per 45 minutes	Gen	Gender
GK	Goalkeeper	GP	Games played	M	Male	MIP	Minutes and seconds played
No.	Jersey number	PIM	Penalties in minutes	Pos.	Position	PTS	Points
SOG	Shots on goal	SVS	Saves	SVS%	Saves in percentage		



WED 31 MAY 2023

Start Time 15:00

Preliminary Round - Group B, Game 11



## Line-ups

## ITA - NOR

## Referee

RAPAK Martin (CZE)

## Linesmen

HERMANSEN OSWOLD Marius (NOR) , HUS Igor (SVK)

## Goalkeepers

Team: ITA

No.	Name	Gen
1	STILLITANO Santino	M
15	ARAUDO Gabriele	M

## Team Line-ups

Team: ITA (Blue)

No.	Pos.	Name	Gen
18	D	MACRI Andrea +C	M
10	F	KAFMANN Stephan	M
11	F	LARCH Nils	M
26	F	ANTOCHI Eusebiu	M
62	F	DEPAOLI Christoph +A	M
2	D	ENDERLE Alex	M
8	D	RADICE Roberto	M
14	D	BALOSSETTI Bruno	M
4	F	REMOTTI MARNINI Matteo	M
27	F	ANDREONI Alessandro +A	M
25	F	TORELLA Francesco	M

Head Coach: BIANCHI Mirko

## NOT DRESSED:

6	D	CAVALIERE Gian Luca	M
---	---	---------------------	---

Team: NOR

No.	Name	Gen
1	SUNDT Andreas	M
39	GROENLIE Johan	M

Team: NOR (White)

No.	Pos.	Name	Gen
23	D	KLAKEGG Jan Roger	M
17	F	SOLBERG Loyd Remi +A	M
22	F	BAKKE Audun	M
71	F	OISETH Ola +A	M
91	F	LYNGROTH Alexander	M
9	D	VAERNES Morten	M
16	D	NORDSTOGA Knut Andre +C	M
69	D	OEVERLI Fabian Cruickshank	M
20	F	HAMRE Martin	M
26	F	KRONBERG Viktor	M
6	F	KIRSTISTUEN Emil	M

Head Coach: BABEY Kenneth

## Legend:

<b>+A</b>	Assistant Captain	<b>+C</b>	Captain	<b>D</b>	Defence	<b>F</b>	Forward
<b>Gen</b>	Gender	<b>M</b>	Male	<b>No.</b>	Jersey number	<b>Pos.</b>	Position



WED 31 MAY 2023

Start Time 15:00  
End Time 16:42

Preliminary Round - Group B, Game 11



## Game Summary

ITA - NOR 3 - 1 (1 - 0 , 0 - 0 , 2 - 1)

Spectators	Referee	Linesmen
213	RAPAK Martin (CZE)	HERMANSEN OSWOLD Marius (NOR) , HUS Igor (SVK)

## Team Statistics

Period	Score	SVS	SOG	PIM	TPP	PPG	SHG
1	1 : 0	9 : 1	2 : 9	2 : 2	00:08 : 00:08	0 : 0	0 : 0
2	0 : 0	4 : 3	3 : 4	0 : 2	02:00 : 00:00	0 : 0	0 : 0
3	2 : 1	8 : 1	3 : 9	2 : 0	00:00 : 01:09	0 : 0	0 : 0
<b>Total</b>	<b>3 : 1</b>	<b>21 : 5</b>	<b>8 : 22</b>	<b>4 : 4</b>	<b>02:08 : 01:17</b>	<b>0 : 0</b>	<b>0 : 0</b>

## 1st Period

Action	Time	ET/Res	Team	Type	No.	Name	(G) Name of Assistant(s) / Action Description
GK	00:00		ITA		1	STILLITANO S	- Goalkeeper in
GK	00:00		NOR		1	SUNDT A	- Goalkeeper in
Penalty	00:55	02:55	ITA	2 min.	62	DEPAOLI C	- Teeing
Penalty	01:03	03:03	NOR	2 min.	71	OISETH O	- Holding an opponent
<b>Goal</b>	<b>10:15</b>	<b>1 : 0</b>	<b>ITA</b>	<b>EQ</b>	<b>62</b>	<b>DEPAOLI C</b>	(2) 10 KAFMANN S 18 MACRI A On Ice ITA 1 10 11 14 18 62 NOR 1 16 17 20 23 69

## 2nd Period

Action	Time	ET/Res	Team	Type	No.	Name	(G) Name of Assistant(s) / Action Description
Penalty	22:51	24:51	NOR	2 min.	23	KLAKEGG JR	- Interference

## 3rd Period

Action	Time	ET/Res	Team	Type	No.	Name	(G) Name of Assistant(s) / Action Description
<b>Goal</b>	<b>35:06</b>	<b>2 : 0</b>	<b>ITA</b>	<b>EQ</b>	<b>10</b>	<b>KAFMANN S</b>	(2) 11 LARCH N On Ice ITA 1 2 10 11 26 62 NOR 1 9 16 22 23 71
<b>Goal</b>	<b>36:33</b>	<b>2 : 1</b>	<b>NOR</b>	<b>EQ</b>	<b>22</b>	<b>BAKKE A</b>	(2) 9 VAERNES M On Ice ITA 1 10 11 18 25 26 NOR 1 9 22 23 69 71
<b>Goal</b>	<b>39:19</b>	<b>3 : 1</b>	<b>ITA</b>	<b>EQ</b>	<b>18</b>	<b>MACRI A</b>	(1) 27 ANDREONI A On Ice ITA 1 2 4 11 18 27 NOR 1 16 17 20 23 91
GK	43:19		NOR				1 SUNDT A - Goalkeeper out
Penalty	43:51	45:00	ITA	2 min.	26	ANTOCHI E	- Teeing
Time-out	43:51		NOR				
GK	45:00		ITA				1 STILLITANO S - Goalkeeper out

## Goalkeeper Records

Team : ITA - Italy

No.	Name	SOG	SVS	MIP
1	STILLITANO Santino	22	21	45:00
15	ARAUDO Gabriele			

Team : NOR - Norway

No.	Name	SOG	SVS	MIP
1	SUNDT Andreas	8	5	43:19
39	GROENLIE Johan			

## Game Statistics

Team : ITA (Blue)

Head Coach : BIANCHI Mirko

No.	Pos.	Name	Gen	G	A	PTS	PIM	Shots on Goal				+/-
								1	2	3	TS	
10	F	KAFMANN Stephan	M	1	1	2	0	0	0	1	1	+1
11	F	LARCH Nils	M	0	1	1	0	1	0	1	2	+2
18	D	MACRI Andrea +C	M	1	1	2	0	0	0	1	1	+1
26	F	ANTOCHI Eusebiu	M	0	0	0	2	0	1	0	1	0
62	F	DEPAOLI Christoph +A (BP)	M	1	0	1	2	1	1	0	2	+2
2	D	ENDERLE Alex	M	0	0	0	0	0	0	0	0	+2
4	F	REMOTTI MARNINI Matteo	M	0	0	0	0	0	1	0	1	+1
8	D	RADICE Roberto	M	0	0	0	0	0	0	0	0	0
14	D	BALOSSETTI Bruno	M	0	0	0	0	0	0	0	0	+1
27	F	ANDREONI Alessandro +A	M	0	1	1	0	0	0	0	0	+1



WED 31 MAY 2023

Start Time 15:00

End Time 16:42

Preliminary Round - Group B, Game 11



Head Coach : BIANCHI Mirko

No.	Pos.	Name	Gen	G	A	PTS	PIM	Shots on Goal				+/-
								1	2	3	TS	
25	F	TORELLA Francesco	M	0	0	0	0	0	0	0	0	-1
1	GK	STILLITANO Santino	M	0	0	0	0	0	0	0	0	
15	GK	ARAUDO Gabriele	M	0	0	0	0	0	0	0	0	
<b>Total</b>				<b>3</b>	<b>4</b>	<b>7</b>	<b>4</b>	<b>2</b>	<b>3</b>	<b>3</b>	<b>8</b>	

Team : NOR (White)

Head Coach : BABEY Kenneth

No.	Pos.	Name	Gen	G	A	PTS	PIM	Shots on Goal				+/-
								1	2	3	TS	
17	F	SOLBERG Loyd Remi +A	M	0	0	0	0	3	0	1	4	-2
22	F	BAKKE Audun	M	1	0	1	0	0	1	2	3	0
23	D	KLAKEGG Jan Roger (BP)	M	0	0	0	2	2	1	2	5	-2
71	F	OISETH Ola +A	M	0	0	0	2	1	0	1	2	0
91	F	LYNGROTH Alexander	M	0	0	0	0	2	0	0	2	-1
9	D	VAERNES Morten	M	0	1	1	0	1	0	2	3	0
16	D	NORDSTOGA Knut Andre +C	M	0	0	0	0	0	1	1	2	-3
20	F	HAMRE Martin	M	0	0	0	0	0	0	0	0	-2
26	F	KRONBERG Viktor	M	0	0	0	0	0	0	0	0	0
69	D	OEVERLI Fabian Cruickshank	M	0	0	0	0	0	0	0	0	0
6	F	KIRSTISTUEN Emil	M	0	0	0	0	0	1	0	1	0
1	GK	SUNDT Andreas	M	0	0	0	0	0	0	0	0	
39	GK	GROENLIE Johan	M	0	0	0	0	0	0	0	0	
<b>Total</b>				<b>1</b>	<b>1</b>	<b>2</b>	<b>4</b>	<b>9</b>	<b>4</b>	<b>9</b>	<b>22</b>	

## Legend:

<b>(G)</b>	Goals in tournament	<b>+/-</b>	Plus/minus net	<b>+A</b>	Assistant Captain	<b>+C</b>	Captain
<b>A</b>	Assists	<b>D</b>	Defence	<b>EQ</b>	Equal strength	<b>ET/Res</b>	Penalty end time/Result of game
<b>F</b>	Forward	<b>G</b>	Goals	<b>Gen</b>	Gender	<b>GK</b>	Goalkeeper
<b>M</b>	Male	<b>MIP</b>	Minutes in play (GK)	<b>No.</b>	Jersey number	<b>PIM</b>	Penalties in minutes
<b>Pos.</b>	Position	<b>PPG</b>	Power play goals	<b>PTS</b>	Points	<b>SHG</b>	Shorthanded goals
<b>SOG</b>	Shots on goal	<b>SVS</b>	Saves	<b>TPP</b>	Time on power play	<b>TS</b>	Total shots



### Shot Chart ITA - NOR



Period: 1

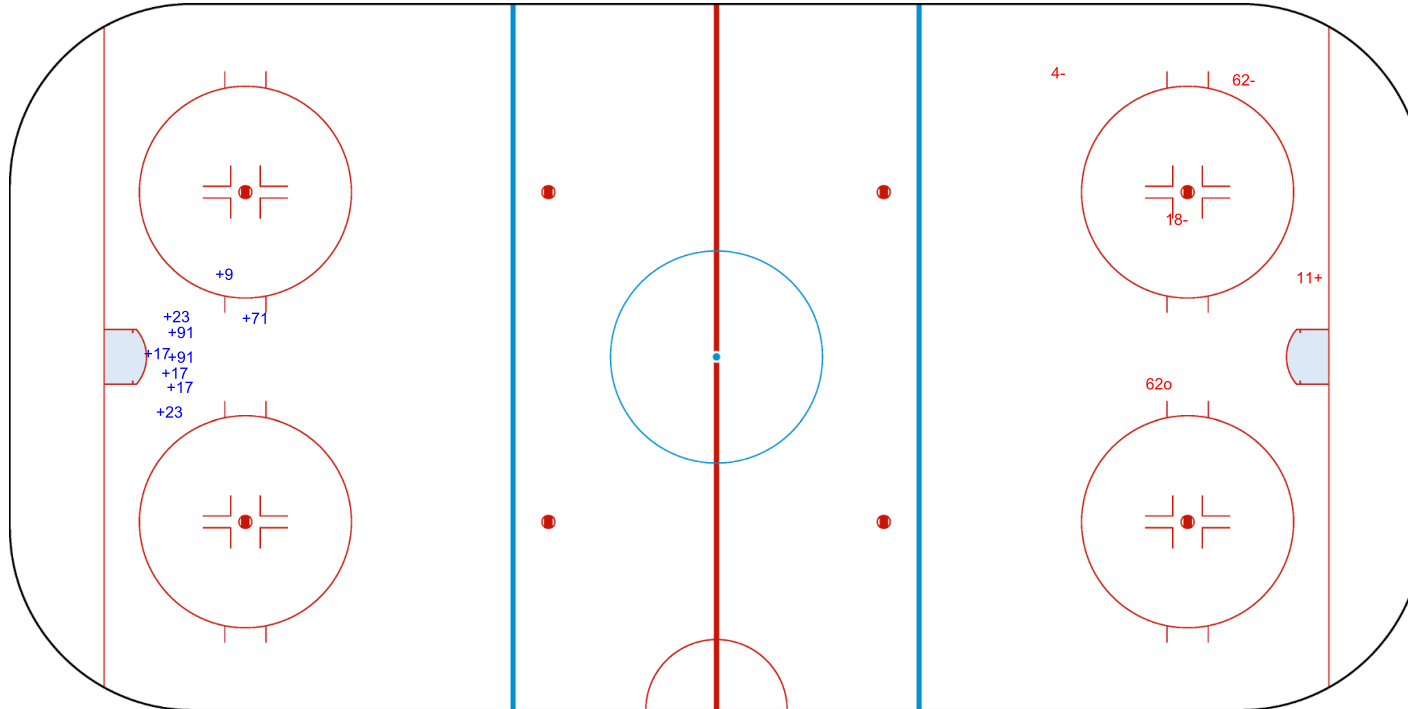


Shots by NOR

Goals (o): 0    SSG (+): 9  
SSP (-): 0    SPG (-): 0



GK 1 of ITA



Shots by ITA

Goals (o): 1    SSG (+): 1  
SSP (>): 0    SPG (-): 3



GK 1 of NOR



Shots by ITA  
Goals (o): 0  
SSP (<): 0  
SSG (+): 3  
SPG (-): 3



GK 1 of NOR



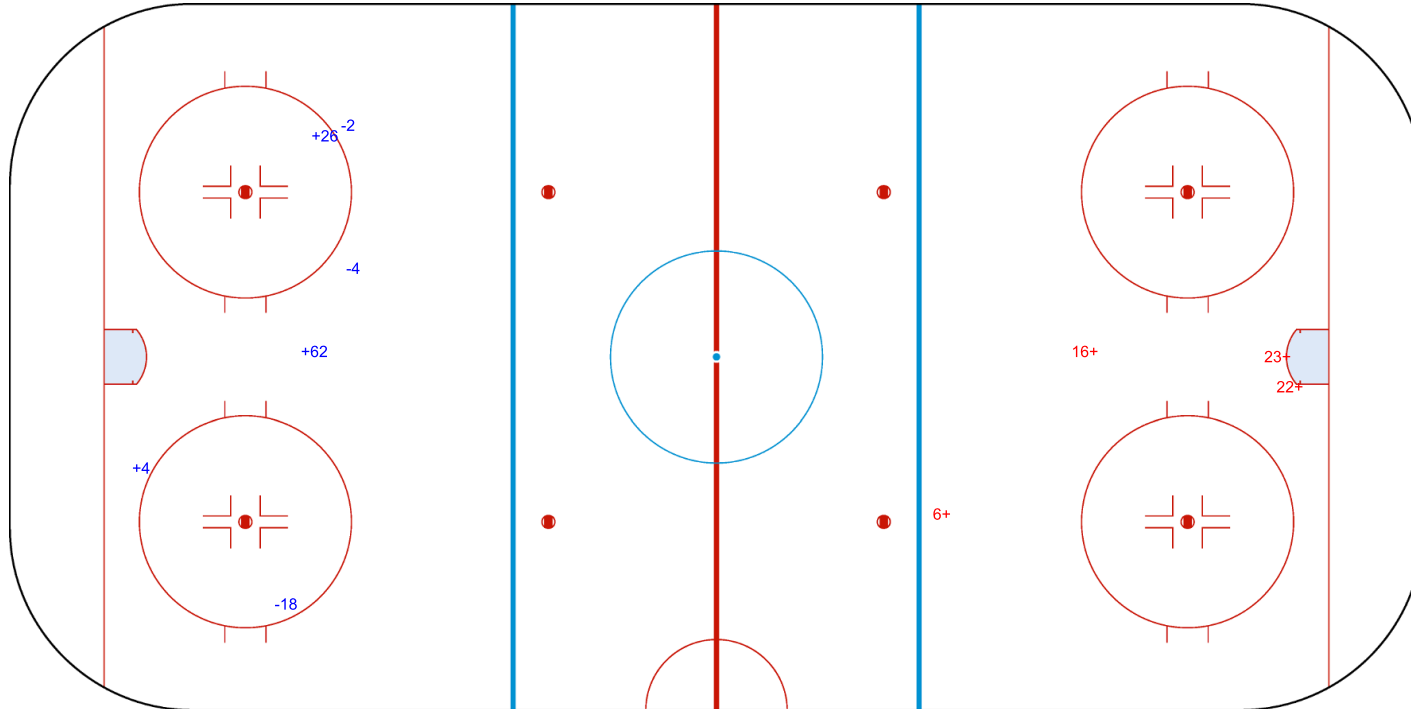
Period: 2



Shots by NOR  
Goals (o): 0  
SSP (>): 0  
SSG (+): 4  
SPG (-): 0



GK 1 of ITA






Shots by NOR

Goals (o): 1

SSG (+): 8

SSP (<): 0

SPG (-): 0



GK 1 of ITA



Period: 3




Shots by ITA

Goals (o): 2

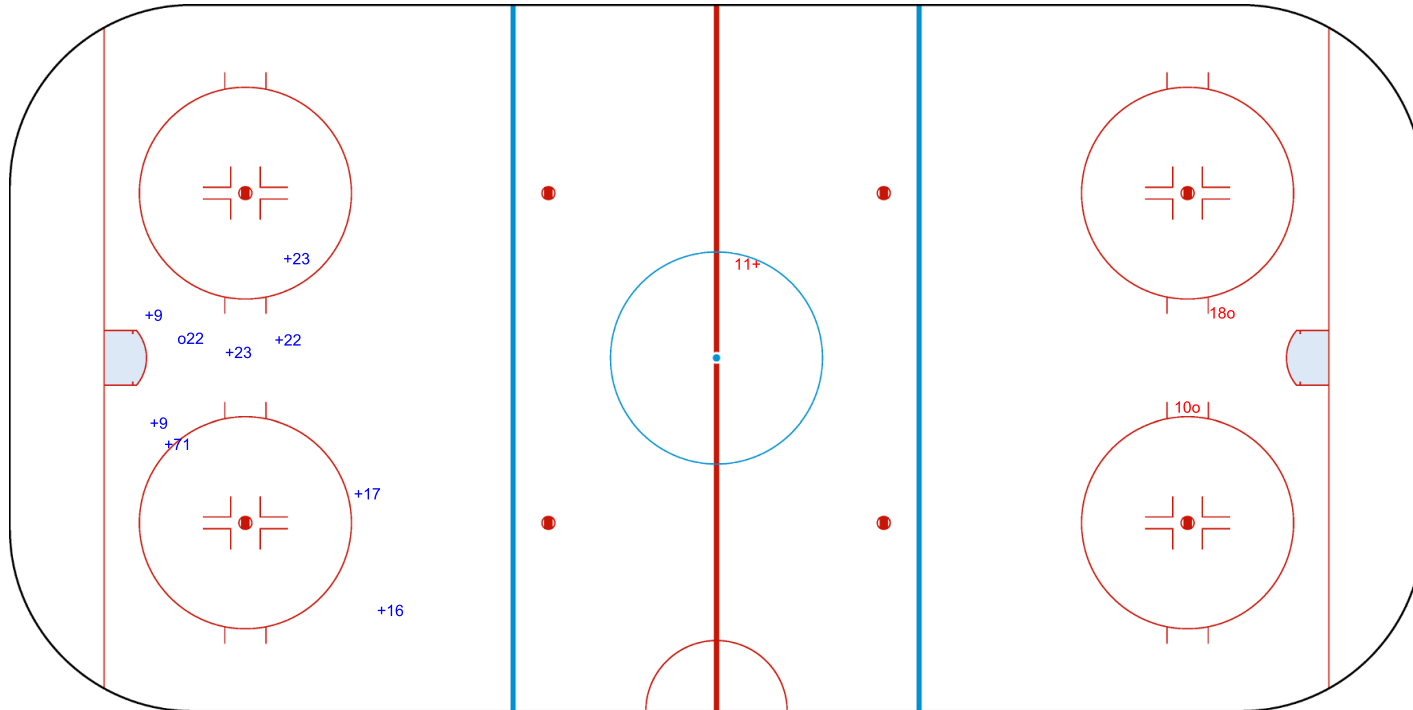
SSG (+): 1

SSP (>): 0

SPG (-): 0



GK 1 of NOR



<b>Legend:</b>	<b>GK</b> Goalkeeper	<b>SPG</b> Shots past goal	<b>SSG</b> Shots saved by goalkeeper	<b>SSP</b> Shots saved by player
----------------	----------------------	----------------------------	--------------------------------------	----------------------------------



**Face-off Chart**  
**ITA - NOR**

**PERIOD 1**

	ITA		NOR		ITA		NOR		ITA		NOR	
	Def. zone	Att. zone	Neutral zone	Neutral zone	Att. zone	Def. zone	Att. zone	Def. zone	Att. zone	Def. zone	Total wins all zones	Total wins all zones
	- 11	+ 71	+ 11	- 71	+ 11	- 20						
	+ 27	- 71	- 11	+ 71	- 11	+ 71						
	+ 27	- 71										
	+ 27	- 71										
Total wins / period	3 / 75%	1 / 25%	1 / 50%	1 / 50%	1 / 50%	1 / 50%	5 / 63%	3 / 37%				

**PERIOD 2**

	ITA		NOR		ITA		NOR		ITA		NOR	
	Def. zone	Att. zone	Neutral zone	Neutral zone	Att. zone	Def. zone	Att. zone	Def. zone	Att. zone	Def. zone	Total wins all zones	Total wins all zones
	+ 11	- 71	- 11	+ 71	+ 11	- 20						
	- 27	+ 71	- 27	+ 71	+ 11	- 71						
	- 11	+ 71			- 11	+ 20						
	- 11	+ 71										
	+ 11	- 71										
Total wins / period	2 / 40%	3 / 60%	0 / 0%	2 / 100%	2 / 67%	1 / 33%	4 / 40%	6 / 60%				

**PERIOD 3**

	ITA		NOR		ITA		NOR		ITA		NOR	
	Def. zone	Att. zone	Neutral zone	Neutral zone	Att. zone	Def. zone	Att. zone	Def. zone	Att. zone	Def. zone	Total wins all zones	Total wins all zones
	+ 27	- 71	- 11	+ 71								
	- 11	+ 91	+ 27	- 71								
	- 27	+ 71	+ 11	- 71								
	- 11	+ 71	+ 11	- 71								
	- 62	+ 71	- 27	+ 71								
Total wins / period	1 / 20%	4 / 80%	3 / 60%	2 / 40%			4 / 40%	6 / 60%				

**TOTAL**

	ITA		NOR		ITA		NOR		ITA		NOR	
	Def. zone	Att. zone	Neutral zone	Neutral zone	Att. zone	Def. zone	Att. zone	Def. zone	Att. zone	Def. zone	Total wins all zones	Total wins all zones
Total wins / game	6 / 43%	8 / 57%	4 / 44%	5 / 56%	3 / 60%	2 / 40%	13 / 46%	15 / 54%				





HEAD TO HEAD

		NOR								
		No.	20	71	91	Tot	wins ITA	Dz	Nz	Az
ITA	11	2 - 1	6 - 8	0 - 1	18	8 44%	2 29%	3 50%	3 60%	
	27		5 - 4		9	5 56%	4 67%	1 33%		
	62		0 - 1		1	0 0%	0 0%			
	<b>Tot</b>	3	24	1	28	13 46%	6 43%	4 44%	3 60%	
	<b>wins NOR</b>	1 33%	13 54%	1 100%	15 54%					
	<b>Dz</b>	1 33%	1 50%		2 40%					
	<b>Nz</b>		5 56%		5 56%					
<b>Az</b>		7 54%	1 100%	8 57%						

<b>Legend:</b>									
<b>Az</b>	Attacking zone	<b>Dz</b>	Defending zone	<b>No.</b>	Jersey number	<b>Nz</b>	Neutral zone	<b>Tot.</b>	Total face-offs played



WED 31 MAY 2023

Start Time 19:00

Preliminary Round - Group A, Game 12



## Game Roster

## USA - CAN

## Referee

DANIELSEN Kenneth (NOR)

## Linesmen

LEWIS Brendan (USA) , LUNDEN Andreas (SWE)

## Goalkeepers

Team: USA

No.	Name	Gen	GP	MIP	GA	SVS	SOG	SVS%	GAA
29	LAMARRE Griffin	M	2	45:00	0	6	6	100.00	0.00
32	LEE Jen	M	2	45:00	1	9	10	90.00	1.00

## Team Roster

Team: USA (White)

No.	Pos.	Name	Gen	GP	G	A	PTS	PIM	+/-
3	F	ADAM Brandon	M	1	0	0	0	0	+1
4	F	ROYBAL Brody	M	1	1	1	2	0	+1
8	D	WALLACE Jack	M	2	0	2	2	0	+7
9	F	DODSON Travis	M	2	4	1	5	0	+6
10	F	BOLTON Brett	M	1	0	0	0	0	+2
14	F	MUSSELMAN Benjamin	M	1	0	0	0	0	0
16	F	FARMER Declan	M	2	4	1	5	2	+6
17	D	DOUGLAS Christopher	M	2	1	3	4	0	+4
18	F	NICHOLS Evan	M	2	1	0	1	0	+2
19	F	JONES Malik	M	2	2	1	3	0	+4
22	F	GROVE Noah	M	2	1	3	4	0	+7
24	F	MISIEWICZ Joshua	M	2	0	0	0	0	+4
27	D	PAULS Josh	M	2	1	0	1	0	+8
29	GK	LAMARRE Griffin	M	2	0	0	0	0	0
32	GK	LEE Jen	M	2	0	0	0	0	0
37	D	EUSTACE David	M	2	1	2	3	2	+6
88	F	MCKEE Kevin	M	2	0	4	4	0	+6

Head Coach: HOFF David

Team: CAN

No.	Name	Gen	GP	MIP	GA	SVS	SOG	SVS%	GAA
30	HUNEALT Jean-Francois	M	2	45:00	1	5	6	83.33	1.00
31	LAROCQUE Dominic	M	2	45:00	1	9	10	90.00	1.00

Team: CAN (Red)

No.	Pos.	Name	Gen	GP	G	A	PTS	PIM	+/-
2	F	CRANE Rod	M	1	0	0	0	0	0
4	F	DUNN James	M	2	3	2	5	0	+5
5	D	HENRY Tyrone	M	2	0	0	0	0	+5
7	D	LAVIN Zach	M	2	1	3	4	0	+5
8	F	McGREGOR Tyler	M	2	3	4	7	0	+7
9	F	SMITH Corbyn	M	2	1	3	4	0	+7
11	F	DIXON Adam	M	2	3	3	6	0	+5
13	F	BOILY Vincent	M	1	1	1	2	0	0
14	F	TOUSIGNANT Raphaelle	F	1	0	0	0	0	+1
19	F	COZZOLINO Dominic	M	2	4	4	8	2	+7
20	F	LEBLANC Jacob	M	1	0	2	2	0	+1
21	F	AUCLAIR Alexis	M	1	0	0	0	0	0
26	F	JACOBS-WEBB Anton	M	2	0	2	2	2	+2
29	D	KOVACEVICH Micah	M	1	0	0	0	0	0
30	GK	HUNEALT Jean-Francois	M	2	0	0	0	0	0
31	GK	LAROCQUE Dominic	M	2	0	0	0	0	0
61	D	ARMSTRONG Rob	M	2	0	1	1	0	+2
92	D	HALBERT Auren	M	2	1	0	1	0	+3

Head Coach: HERRINGTON Russ

## Legend:

<b>+/-</b>	Plus/minus net	<b>A</b>	Assists	<b>D</b>	Defence	<b>F</b>	Female / Forward
<b>G</b>	Goals	<b>GA</b>	Goals against	<b>GAA</b>	Goals against as average per 45 minutes	<b>Gen</b>	Gender
<b>GK</b>	Goalkeeper	<b>GP</b>	Games played	<b>M</b>	Male	<b>MIP</b>	Minutes and seconds played
<b>No.</b>	Jersey number	<b>PIM</b>	Penalties in minutes	<b>Pos.</b>	Position	<b>PTS</b>	Points
<b>SOG</b>	Shots on goal	<b>SVS</b>	Saves	<b>SVS%</b>	Saves in percentage		



WED 31 MAY 2023

Start Time 19:00

Preliminary Round - Group A, Game 12



## Line-ups

## USA - CAN

## Referee

DANIELSEN Kenneth (NOR)

## Linesmen

LEWIS Brendan (USA) , LUNDEN Andreas (SWE)

## Goalkeepers

Team: USA

No.	Name	Gen
32	LEE Jen	M
29	LAMARRE Griffin	M

## Team Line-ups

Team: USA (White)

No.	Pos.	Name	Gen
27	D	PAULS Josh	M
16	F	FARMER Declan	M
18	F	NICHOLS Evan	M
19	F	JONES Malik	M
22	F	GROVE Noah	M
8	D	WALLACE Jack	M
17	D	DOUGLAS Christopher	M
4	F	ROYBAL Brody	M
14	F	MUSSELMAN Benjamin	M
24	F	MISIEWICZ Joshua	M
37	D	EUSTACE David	M
9	F	DODSON Travis	M
88	F	McKEE Kevin	M

Head Coach: HOFF David

## NOT DRESSED:

3	F	ADAM Brandon +A	M
10	F	BOLTON Brett +C	M

Team: CAN

No.	Name	Gen
31	LAROCQUE Dominic	M
30	HUNEAULT Jean-Francois	M

Team: CAN (Red)

No.	Pos.	Name	Gen
5	D	HENRY Tyrone +A	M
7	D	LAVIN Zach	M
8	F	McGREGOR Tyler +C	M
9	F	SMITH Corbyn	M
19	F	COZZOLINO Dominic	M
61	D	ARMSTRONG Rob	M
92	D	HALBERT Auren	M
4	F	DUNN James +A	M
11	F	DIXON Adam	M
26	F	JACOBS-WEBB Anton	M
29	D	KOVACEVICH Micah	M
2	F	CRANE Rod	M
21	F	AUCLAIR Alexis	M

Head Coach: HERRINGTON Russ

## NOT DRESSED:

13	F	BOILY Vincent	M
14	F	TOUSIGNANT Raphaelle	F
20	F	LEBLANC Jacob	M

## Legend:

<b>+A</b>	Assistant Captain	<b>+C</b>	Captain	<b>D</b>	Defence	<b>F</b>	Female / Forward
<b>Gen</b>	Gender	<b>M</b>	Male	<b>No.</b>	Jersey number	<b>Pos.</b>	Position



WED 31 MAY 2023

Start Time 19:00  
End Time 22:46

Preliminary Round - Group A, Game 12



## Game Summary

**REVISED**  
1 JUN 15:30**USA - CAN 3 - 0 (0 - 0 , 1 - 0 , 2 - 0)**

Spectators	Referee	Linesmen
2784	DANIELSEN Kenneth (NOR)	LEWIS Brendan (USA) , LUNDEN Andreas (SWE)

## Team Statistics

Period	Score	SVS	SOG	PIM	TPP	PPG	SHG
1	0 : 0	2 : 7	7 : 2	2 : 2	01:48 : 02:00	0 : 0	0 : 0
2	1 : 0	2 : 3	4 : 2	0 : 2	02:12 : 00:00	0 : 0	0 : 0
3	2 : 0	5 : 4	6 : 5	4 : 6	02:38 : 02:00	1 : 0	0 : 0
<b>Total</b>	<b>3 : 0</b>	<b>9 : 14</b>	<b>17 : 9</b>	<b>6 : 10</b>	<b>06:38 : 04:00</b>	<b>1 : 0</b>	<b>0 : 0</b>

## 1st Period

Action	Time	ET/Res	Team	Type	No.	Name	(G) Name of Assistant(s) / Action Description
GK	00:00		USA		32	LEE J	- Goalkeeper in
GK	00:00		CAN		31	LAROCQUE D	- Goalkeeper in
Penalty	04:57	06:57	USA	2 min.	14	MUSSELMAN B	- Holding an opponent
Penalty	13:12	15:12	CAN	2 min.	11	DIXON A	- Tripping

## 2nd Period

Action	Time	ET/Res	Team	Type	No.	Name	(G) Name of Assistant(s) / Action Description
<b>Goal</b>	<b>24:49</b>	<b>1 : 0</b>	<b>USA</b>	<b>EQ</b>	<b>4</b>	<b>ROYBAL B</b>	(2) 8 WALLACE J On Ice USA 32 4 8 14 24 27 14 MUSSELMAN B CAN 31 4 5 7 11 26
Penalty	27:01	29:01	CAN	2 min.	19	COZZOLINO D	- Holding an opponent

## 3rd Period

Action	Time	ET/Res	Team	Type	No.	Name	(G) Name of Assistant(s) / Action Description
Penalty	34:02	36:02	USA	2 min.	37	EUSTACE D	- Interference
Penalty	35:31	37:31	USA	2 min.	8	WALLACE J	- Holding an opponent
Penalty	35:31	37:31	CAN	2 min.	11	DIXON A	- Holding an opponent
Penalty	37:24	39:24	CAN	2 min.	-	Team penalty	- Too Many Players / Served by: 2 CRANE R
Penalty	40:42	41:20	CAN	2 min.	21	AUCLAIR A	- Tripping
<b>Goal</b>	<b>41:20</b>	<b>2 : 0</b>	<b>USA</b>	<b>PP1</b>	<b>8</b>	<b>WALLACE J</b>	(1) 19 JONES M On Ice USA 32 4 8 16 22 24 * 24 MISIEWICZ J CAN 31 4 7 8 26
Time-out	42:08		CAN				
GK	42:08		CAN				31 LAROCQUE D - Goalkeeper out
GK	42:53		CAN		31	LAROCQUE D	- Goalkeeper in
GK	43:10		CAN				31 LAROCQUE D - Goalkeeper out
<b>Goal</b>	<b>43:29</b>	<b>3 : 0</b>	<b>USA</b>	<b>EQ</b> <b>ENG</b>	<b>9</b>	<b>DODSON T</b>	(5) On Ice USA 32 9 16 22 27 37 CAN 4 5 7 8 11
GK	43:29		CAN		31	LAROCQUE D	- Goalkeeper in
GK	45:00		USA				32 LEE J - Goalkeeper out
GK	45:00		CAN				31 LAROCQUE D - Goalkeeper out

## Goalkeeper Records

Team : USA - United States

No.	Name	SOG	SVS	MIP
32	LEE Jen	9	9	45:00
29	LAMARRE Griffin			

Team : CAN - Canada

No.	Name	SOG	SVS	MIP
31	LAROCQUE Dominic	16	14	43:56
30	HUNEALT Jean-Francois			

## Game Statistics

Team : USA (White)

Head Coach : HOFF David		Shots on Goal										
No.	Pos.	Name	Gen	G	A	PTS	PIM	1	2	3	TS	+/-
16	F	FARMER Declan	M	0	0	0	0	3	1	1	5	+1
18	F	NICHOLS Evan	M	0	0	0	0	0	0	0	0	0
19	F	JONES Malik	M	0	1	1	0	0	0	0	0	0
22	F	GROVE Noah	M	0	0	0	0	0	1	0	1	+1



WED 31 MAY 2023

Start Time 19:00  
End Time 22:46

Preliminary Round - Group A, Game 12



Head Coach : HOFF David

No.	Pos.	Name	Gen	G	A	PTS	PIM	Shots on Goal				+/-
								1	2	3	TS	
27	D	PAULS Josh	M	0	0	0	0	1	1	0	2	+2
4	F	ROYBAL Brody (BP)	M	1	0	1	0	0	1	0	1	+1
8	D	WALLACE Jack	M	1	1	2	2	1	0	1	2	+1
14	F	MUSSELMAN Benjamin	M	0	1	1	2	0	0	1	1	+1
17	D	DOUGLAS Christopher	M	0	0	0	0	0	0	0	0	0
24	F	MISIEWICZ Joshua	M	0	1	1	0	0	0	2	2	+1
9	F	DODSON Travis	M	1	0	1	0	0	0	1	1	+1
37	D	EUSTACE David	M	0	0	0	2	2	0	0	2	+1
88	F	McKEE Kevin	M	0	0	0	0	0	0	0	0	0
29	GK	LAMARRE Griffin	M	0	0	0	0	0	0	0	0	0
32	GK	LEE Jen	M	0	0	0	0	0	0	0	0	0
<b>Total</b>				<b>3</b>	<b>4</b>	<b>7</b>	<b>6</b>	<b>7</b>	<b>4</b>	<b>6</b>	<b>17</b>	

Team : CAN (Red)

Head Coach : HERRINGTON Russ

No.	Pos.	Name	Gen	G	A	PTS	PIM	Shots on Goal				+/-
								1	2	3	TS	
5	D	HENRY Tyrone +A	M	0	0	0	0	0	0	0	0	-2
7	D	LAVIN Zach	M	0	0	0	0	0	1	2	3	-2
8	F	McGREGOR Tyler +C	M	0	0	0	0	1	1	3	5	-1
9	F	SMITH Corbyn	M	0	0	0	0	0	0	0	0	0
19	F	COZZOLINO Dominic	M	0	0	0	2	1	0	0	1	0
4	F	DUNN James +A	M	0	0	0	0	0	0	0	0	-2
11	F	DIXON Adam	M	0	0	0	4	0	0	0	0	-2
26	F	JACOBS-WEBB Anton	M	0	0	0	0	0	0	0	0	-1
61	D	ARMSTRONG Rob	M	0	0	0	0	0	0	0	0	0
92	D	HALBERT Auren	M	0	0	0	0	0	0	0	0	0
2	F	CRANE Rod	M	0	0	0	0	0	0	0	0	0
21	F	AUCLAIR Alexis	M	0	0	0	2	0	0	0	0	0
29	D	KOVACEVICH Micah	M	0	0	0	0	0	0	0	0	0
30	GK	HUNEAULT Jean-Francois	M	0	0	0	0	0	0	0	0	0
31	GK	LAROCQUE Dominic (BP)	M	0	0	0	0	0	0	0	0	0
<b>Total</b>				<b>0</b>	<b>0</b>	<b>0</b>	<b>8</b>	<b>2</b>	<b>2</b>	<b>5</b>	<b>9</b>	

**Legend:**

<b>(G)</b> Goals in tournament	*	does not count for Plus/minus	<b>+/-</b>	Plus/minus net	<b>+A</b>	Assistant Captain
<b>+C</b> Captain	<b>A</b>	Assists	<b>D</b>	Defence	<b>ENG</b>	Empty net goal
<b>EQ</b> Equal strength	<b>ET/Res</b>	Penalty end time/Result of game	<b>F</b>	Forward	<b>G</b>	Goals
<b>Gen</b> Gender	<b>GK</b>	Goalkeeper	<b>M</b>	Male	<b>MIP</b>	Minutes in play (GK)
<b>No.</b> Jersey number	<b>PIM</b>	Penalties in minutes	<b>Pos.</b>	Position	<b>PP1</b>	Power play - 1 player
<b>PPG</b> Power play goals	<b>PTS</b>	Points	<b>SHG</b>	Shorthanded goals	<b>SOG</b>	Shots on goal
<b>SVS</b> Saves	<b>TPP</b>	Time on power play	<b>TS</b>	Total shots		

REVISED

REVISED to correct missing Best Player from team Canada.



### Shot Chart USA - CAN

Shots by CAN  
Goals (o): 0    SSG (+): 2  
SSP (<): 0    SPG (-): 0



GK 32 of USA



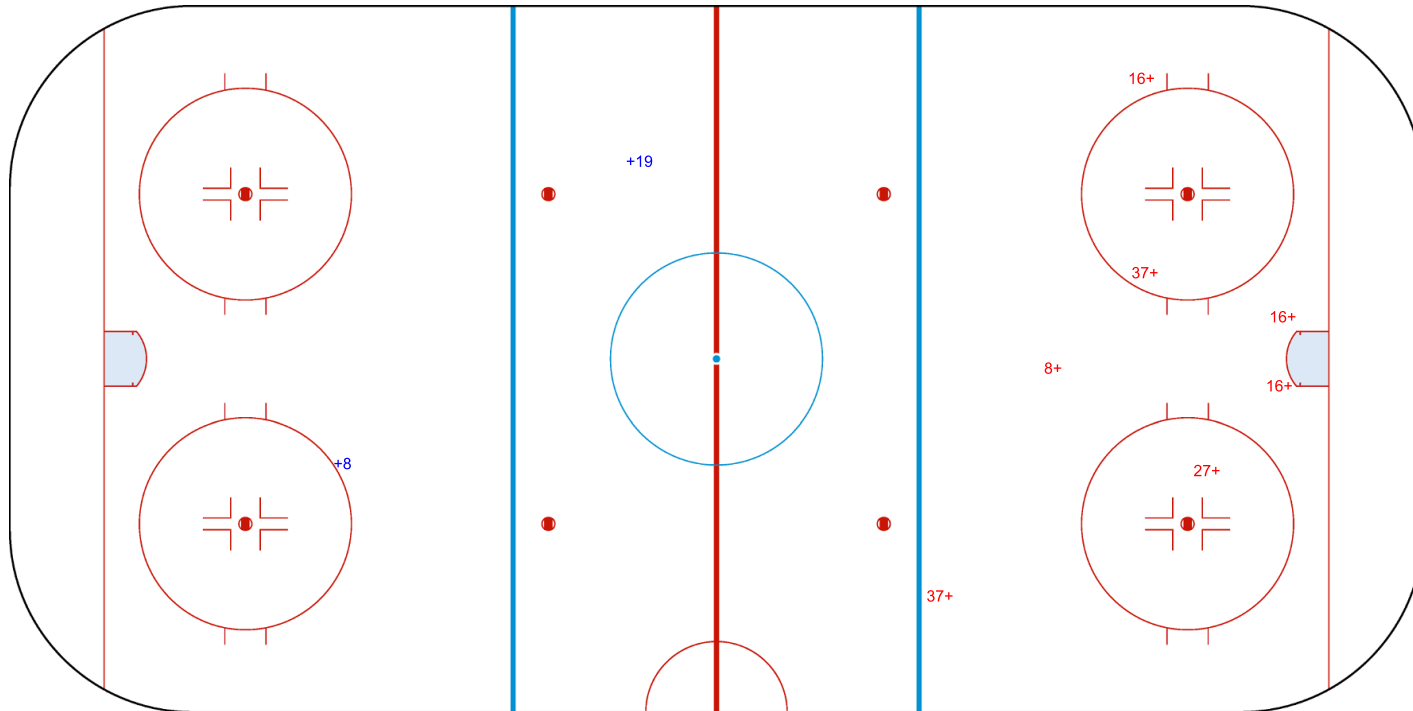
Period: 1



Shots by USA  
Goals (o): 0    SSG (+): 7  
SSP (>): 0    SPG (-): 0



GK 31 of CAN





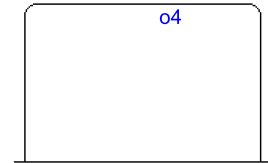
Shots by USA

Goals (o): 1

SSG (+): 3

SSP (<): 0

SPG (-): 0



GK 31 of CAN



Period: 2



Shots by CAN

Goals (o): 0

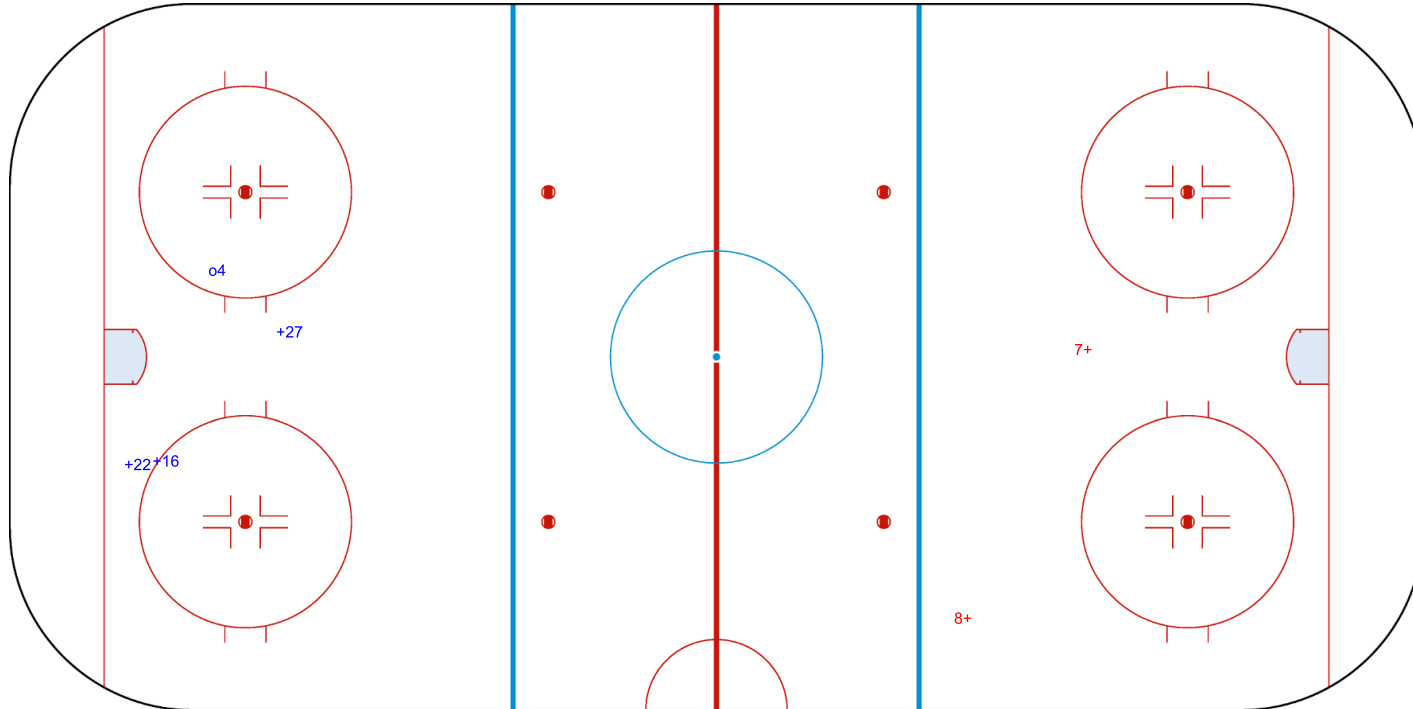
SSG (+): 2

SSP (>): 0

SPG (-): 0



GK 32 of USA





Shots by CAN

Goals (o): 0    SSG (+): 5  
SSP (<): 0    SPG (-): 0



GK 32 of USA

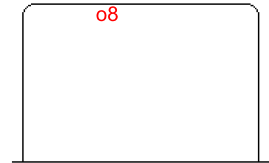


Period: 3




Shots by USA

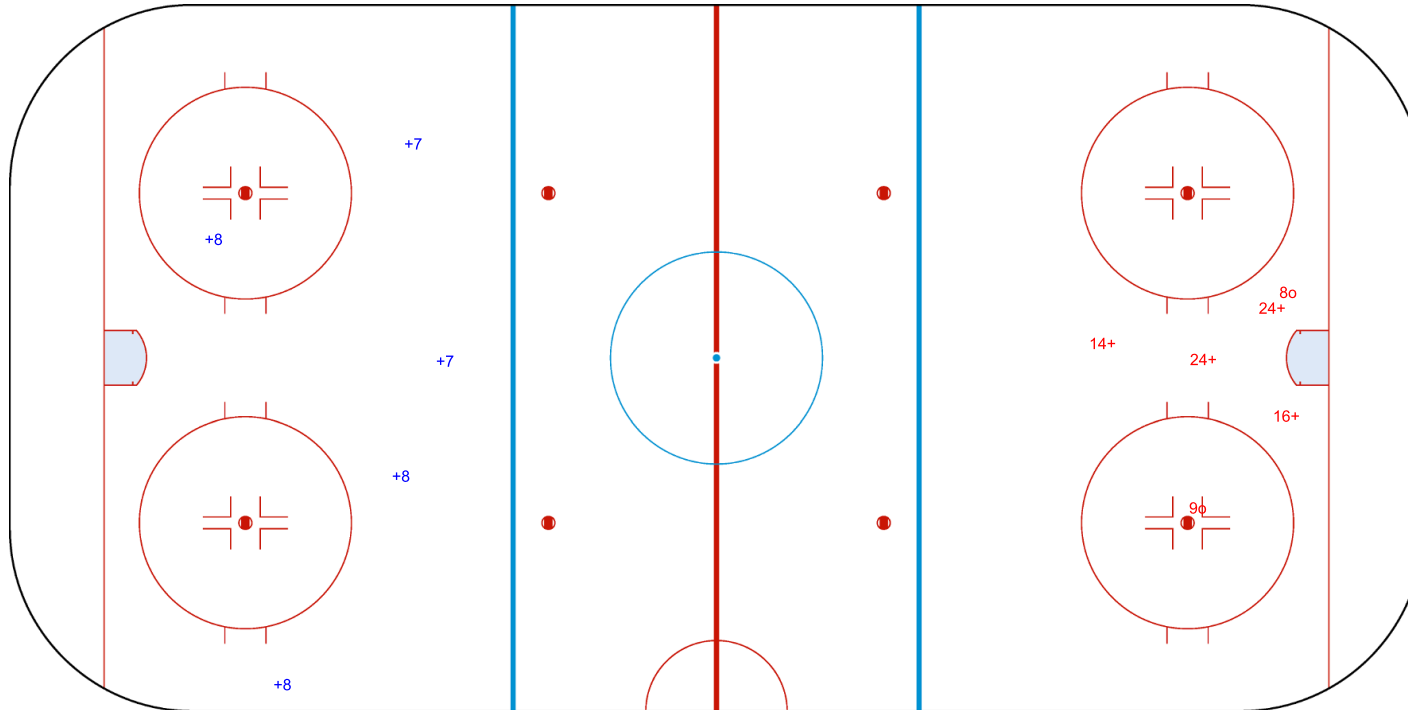
Goals (o): 2    SSG (+): 4  
SSP (>): 0    SPG (-): 0



GK 31 of CAN



ENG



<b>Legend:</b>	<b>ENG</b> Empty net goal	<b>GK</b> Goalkeeper	<b>SPG</b> Shots past goal	<b>SSG</b> Shots saved by goalkeeper	<b>SSP</b> Shots saved by player
----------------	---------------------------	----------------------	----------------------------	--------------------------------------	----------------------------------





Face-off Chart  
USA - CAN

PERIOD 1

	USA		CAN		USA		CAN		Total wins all zones
	Def. zone	Att. zone	USA	CAN	Att. zone	Def. zone	USA	CAN	
	- 16	+ 9	Neutral zone		- 9	+ 26			
			+ 16	- 26	- 9	+ 26			
			+ 88	- 26	- 16	+ 9			
					+ 16	- 19			
					- 16	+ 26			
Total wins / period	0 / 0%	1 / 100%	2 / 100%	0 / 0%	1 / 20%	4 / 80%	3 / 38%	5 / 62%	

PERIOD 2

	USA		CAN		USA		CAN		Total wins all zones
	Def. zone	Att. zone	USA	CAN	Att. zone	Def. zone	USA	CAN	
			Neutral zone		+ 16	- 26			
			+ 16	- 26	- 9	+ 26			
			+ 24	- 9	- 88	+ 26			
			- 16	+ 29	+ 24	- 26			
					+ 88	- 9			
					+ 16	- 26			
Total wins / period			2 / 67%	1 / 33%	4 / 67%	2 / 33%	6 / 67%	3 / 33%	

PERIOD 3

	USA		CAN		USA		CAN		Total wins all zones
	Def. zone	Att. zone	USA	CAN	Att. zone	Def. zone	USA	CAN	
	- 16	+ 9	Neutral zone		+ 16	- 9			
	+ 16	- 9	+ 16	- 4	+ 16	- 26			
	+ 16	- 26	- 16	+ 9	+ 16	- 26			
	- 16	+ 9	- 16	+ 9	- 16	+ 9			
			+ 16	- 9	- 16	+ 9			
			+ 24	- 29	- 88	+ 29			
					- 88	+ 29			
Total wins / period	2 / 50%	2 / 50%	4 / 67%	2 / 33%	3 / 43%	4 / 57%	9 / 53%	8 / 47%	

TOTAL

	USA		CAN		USA		CAN		Total wins all zones
	Def. zone	Att. zone	USA	CAN	Att. zone	Def. zone	USA	CAN	
Total wins / game	2 / 40%	3 / 60%	8 / 73%	3 / 27%	8 / 44%	10 / 56%	18 / 53%	16 / 47%	



HEAD TO HEAD

		CAN									
	No.	4	9	19	26	29	Tot	wins USA	Dz	Nz	Az
USA	9				0 - 3		3	0 0%			0 0%
	16	1 - 0	3 - 8	1 - 0	8 - 1	0 - 1	23	13 57%	2 40%	5 63%	6 60%
	24		1 - 0		1 - 0	1 - 0	3	3 100%		2 100%	1 100%
	88		1 - 0		1 - 1	0 - 2	5	2 40%		1 100%	1 25%
	<b>Tot</b>	1	13	1	15	4	34	18 53%	2 40%	8 73%	8 44%
	<b>wins CAN</b>	0 0%	8 62%	0 0%	5 33%	3 75%	16 47%				
<b>Dz</b>		3 60%	0 0%	5 50%	2 100%	10 56%					
<b>Nz</b>	0 0%	2 50%		0 0%	1 50%	3 27%					
<b>Az</b>		3 75%		0 0%		3 60%					

<b>Legend:</b>									
<b>Az</b>	Attacking zone	<b>Dz</b>	Defending zone	<b>No.</b>	Jersey number	<b>Nz</b>	Neutral zone	<b>Tot.</b>	Total face-offs played



### Tournament Progress

As of SUN 4 JUN 2023

Quarterfinals		Semifinals		Finals	
KOR	2	USA	10	USA	6
Game #14 JUN 2 19:00		Game #16 JUN 3 15:00		Game #20 JUN 4 19:00	
CHN	7	CHN	2	CAN	1
CZE	4	CAN	5	USA Gold Medal Winner	
Game #13 JUN 2 15:00		Game #17 JUN 3 19:00		CAN Silver Medal Winner	
ITA	0	CZE	0	CHN	2
				Game 19 JUN 4 15:00	
				CZE Bronze Medal Winner	
				CZE 3	
				CZE 3	
<b>Classification Games</b>					
KOR	2	KOR		KOR	5th
Game 18 JUN 4 11:00					
ITA	1	ITA			
GER	1	GER		NOR	7th
Game 15 JUN 3 11:00					
NOR	6	NOR			

#### Final Ranking

Gold	USA	United States
Silver	CAN	Canada
Bronze	CZE	Czechia
4	CHN	China
5	KOR	Korea
6	ITA	Italy
7	NOR	Norway
8	GER	Germany

Game	Round	Date	Time	Teams	Results	1	2	3	OT	PSS	Venue
13	QF	FRI 2 JUN	15:00 GMT-6	CZE - ITA	4 - 0	0 - 0	3 - 0	1 - 0			Moose Jaw Events Centre
14	QF	FRI 2 JUN	19:00 GMT-6	KOR - CHN	2 - 7	1 - 5	0 - 0	1 - 2			Moose Jaw Events Centre
15	P7-8	SAT 3 JUN	11:00 GMT-6	GER - NOR	1 - 6	0 - 2	1 - 2	0 - 2			Moose Jaw Events Centre
16	SF	SAT 3 JUN	15:00 GMT-6	USA - CHN	10 - 2	4 - 1	4 - 0	2 - 1			Moose Jaw Events Centre
17	SF	SAT 3 JUN	19:00 GMT-6	CAN - CZE	5 - 0	4 - 0	0 - 0	1 - 0			Moose Jaw Events Centre
18	P5-6	SUN 4 JUN	11:00 GMT-6	KOR - ITA	2 - 1	0 - 0	1 - 1	0 - 0	0 - 0	1 - 0	Moose Jaw Events Centre
19	BMG	SUN 4 JUN	15:00 GMT-6	CZE - CHN	3 - 2	1 - 1	1 - 1	1 - 0			Moose Jaw Events Centre
20	GMG	SUN 4 JUN	19:00 GMT-6	USA - CAN	6 - 1	2 - 0	2 - 0	2 - 1			Moose Jaw Events Centre

Legend:							
<b>1</b>	1st period	<b>2</b>	2nd period	<b>3</b>	3rd period	<b>BMG</b>	Bronze medal game
<b>Px-y</b>	Placement game	<b>GMG</b>	Gold medal game	<b>PSS</b>	Penalty-Shot Shootout	<b>OT</b>	Overtime
<b>QF</b>	Quarterfinals	<b>SF</b>	Semifinals				



## Game Roster

## CZE - ITA

## Referee

DANIELSEN Kenneth (NOR)

## Linesmen

HUS Igor (SVK) , NIITTYLA Lari (FIN)

## Goalkeepers

Team: CZE

No.	Name	Gen	GP	MIP	GA	SVS	SOG	SVS%	GAA
1	KUDELA Martin	M	3	134:30	9	48	57	84.21	3.01
6	VAPENKA Michal	M	3	00:00	0	0	0	0.00	0.00

## Team Roster

Team: CZE (Red)

No.	Pos.	Name	Gen	GP	G	A	PTS	PIM	+/-
1	GK	KUDELA Martin	M	3	0	0	0	0	
2	D	BOCEK Petr	M	0	0	0	0	0	0
6	GK	VAPENKA Michal	M	3	0	0	0	0	
11	D	WAGNER Karel	M	3	0	0	0	0	-1
12	F	ZIZLAVSKY Martin	M	3	0	0	0	0	0
15	D	ZELINKA Radek	M	3	1	0	1	2	-2
18	F	NOVOTNY Miroslav	M	3	0	0	0	4	-2
19	F	OHAR Alex	M	3	0	0	0	4	-2
27	F	VRUBEL David	M	1	0	0	0	0	0
29	D	KUBES Pavel	M	3	0	0	0	0	+1
33	F	HECKO Vaclav	M	3	1	0	1	4	-2
55	F	VESELY Filip	M	2	1	0	1	0	-2
67	D	DOLEZAL Pavel	M	3	0	0	0	0	0
74	F	GEIER Michal	M	3	1	2	3	4	-1
82	F	HABL Zdenek	M	3	0	0	0	0	-3
92	F	SEDLACEK Patrik	M	3	1	1	2	2	-1

Head Coach: NOVOTNY Jakub

Team: ITA

No.	Name	Gen	GP	MIP	GA	SVS	SOG	SVS%	GAA
1	STILLITANO Santino	M	3	115:16	7	55	62	88.71	2.73
15	ARAUDO Gabriele	M	3	24:44	4	11	15	73.33	7.28

Team: ITA (White)

No.	Pos.	Name	Gen	GP	G	A	PTS	PIM	+/-
1	GK	STILLITANO Santino	M	3	0	0	0	0	
2	D	ENDERLE Alex	M	3	0	0	0	2	0
4	F	REMOTTI MARNINI Matteo	M	3	0	0	0	0	0
6	D	CAVALIERE Gian Luca	M	2	0	0	0	2	-3
8	D	RADICE Roberto	M	3	0	0	0	0	-3
10	F	KAFMANN Stephan	M	3	2	1	3	8	-2
11	F	LARCH Nils	M	3	0	2	2	0	-2
14	D	BALOSSETTI Bruno	M	3	0	0	0	0	+1
15	GK	ARAUDO Gabriele	M	3	0	0	0	0	
18	D	MACRI Andrea	M	3	1	1	2	0	-3
25	F	TORELLA Francesco	M	3	0	0	0	0	-2
26	F	ANTOCHI Eusebiu	M	3	0	0	0	4	-5
27	F	ANDREONI Alessandro	M	3	0	1	1	0	-3
62	F	DEPAOLI Christoph	M	3	1	0	1	2	-3

Head Coach: BIANCHI Mirko

## Legend:

<b>+/-</b>	Plus/minus net	<b>A</b>	Assists	<b>D</b>	Defence	<b>F</b>	Forward
<b>G</b>	Goals	<b>GA</b>	Goals against	<b>GAA</b>	Goals against as average per 45 minutes	<b>Gen</b>	Gender
<b>GK</b>	Goalkeeper	<b>GP</b>	Games played	<b>M</b>	Male	<b>MIP</b>	Minutes and seconds played
<b>No.</b>	Jersey number	<b>PIM</b>	Penalties in minutes	<b>Pos.</b>	Position	<b>PTS</b>	Points
<b>SOG</b>	Shots on goal	<b>SVS</b>	Saves	<b>SVS%</b>	Saves in percentage		



## Line-ups

## CZE - ITA

## Referee

DANIELSEN Kenneth (NOR)

## Linesmen

HUS Igor (SVK) , NIITTYLA Lari (FIN)

## Goalkeepers

## Team: CZE

No.	Name	Gen
1	KUDELA Martin	M
6	VAPENKA Michal	M

## Team Line-ups

## Team: CZE (Red)

No.	Pos.	Name	Gen
29	D	KUBES Pavel	M
67	D	DOLEZAL Pavel	M
33	F	HECKO Vaclav +A	M
74	F	GEIER Michal	M
92	F	SEDLACEK Patrik	M
15	D	ZELINKA Radek +C	M
18	F	NOVOTNY Miroslav +A	M
19	F	OHAR Alex	M
55	F	VESELY Filip	M
82	F	HABL Zdenek	M
11	D	WAGNER Karel	M
12	F	ZIZLAVSKY Martin	M
27	F	VRUBEL David	M

Head Coach: NOVOTNY Jakub

## NOT DRESSED:

2 D BOCEK Petr M

## Team: ITA

No.	Name	Gen
1	STILLITANO Santino	M
15	ARAUDO Gabriele	M

## Team: ITA (White)

No.	Pos.	Name	Gen
18	D	MACRI Andrea +C	M
10	F	KAFMANN Stephan	M
11	F	LARCH Nils	M
26	F	ANTOCHI Eusebiu	M
62	F	DEPAOLI Christoph +A	M
2	D	ENDERLE Alex	M
8	D	RADICE Roberto	M
14	D	BALOSSETTI Bruno	M
4	F	REMOTTI MARNINI Matteo	M
27	F	ANDREONI Alessandro +A	M
25	F	TORELLA Francesco	M

Head Coach: BIANCHI Mirko

## NOT DRESSED:

6 D CAVALIERE Gian Luca M

## Legend:

<b>+A</b>	Assistant Captain	<b>+C</b>	Captain	<b>D</b>	Defence	<b>F</b>	Forward
<b>Gen</b>	Gender	<b>M</b>	Male	<b>No.</b>	Jersey number	<b>Pos.</b>	Position



FRI 2 JUN 2023

Start Time 15:00  
End Time 18:58

Mixed

Play-offs, Game 13



## Game Summary

CZE - ITA 4 - 0 (0 - 0 , 3 - 0 , 1 - 0)

Spectators	Referee	Linesmen
298	DANIELSEN Kenneth (NOR)	HUS Igor (SVK) , NIITTYLA Lari (FIN)

## Team Statistics

Period	Score	SVS	SOG	PIM	TPP	PPG	SHG
1	0 : 0	1 : 9	9 : 1	0 : 4	04:00 : 00:00	0 : 0	0 : 0
2	3 : 0	1 : 9	12 : 1	4 : 2	02:00 : 02:07	0 : 0	1 : 0
3	1 : 0	2 : 11	12 : 2	0 : 0	00:00 : 01:53	0 : 0	0 : 0
<b>Total</b>	<b>4 : 0</b>	<b>4 : 29</b>	<b>33 : 4</b>	<b>4 : 6</b>	<b>06:00 : 04:00</b>	<b>0 : 0</b>	<b>1 : 0</b>

## 1st Period

Action	Time	ET/Res	Team	Type	No.	Name	(G) Name of Assistant(s) / Action Description
GK	00:00		CZE		1	KUDELA M	- Goalkeeper in
GK	00:00		ITA		15	ARAUDO G	- Goalkeeper in
Penalty	04:47	06:47	ITA	2 min.	4	REMOTTI MARNINI M	- Tripping
Penalty	08:50	10:50	ITA	2 min.	26	ANTOCHI E	- Tripping

## 2nd Period

Action	Time	ET/Res	Team	Type	No.	Name	(G) Name of Assistant(s) / Action Description
Penalty	21:12	23:12	ITA	2 min.	11	LARCH N	- Hooking
<b>Goal</b>	<b>25:06</b>	<b>1 : 0</b>	<b>CZE</b>	<b>EQ</b>	<b>82</b>	<b>HABL Z</b>	(1) 19 OHAR A On Ice CZE 1 11 15 19 55 82 ITA 15 10 18 26 27 62
<b>Goal</b>	<b>25:55</b>	<b>2 : 0</b>	<b>CZE</b>	<b>EQ</b>	<b>29</b>	<b>KUBES P</b>	(1) 67 DOLEZAL P On Ice CZE 1 27 29 67 74 92 ITA 15 2 10 11 14 62
Penalty	26:36	28:36	CZE	2 min.	19	OHAR A	- Teeing
<b>Goal</b>	<b>26:47</b>	<b>3 : 0</b>	<b>CZE</b>	<b>SH1</b>	<b>74</b>	<b>GEIER M</b>	(2) On Ice CZE 1 29 33 67 74 ITA 15 2 10 11 18 62
Penalty	29:53	31:53	CZE	2 min.	92	SEDLACEK P	- Interference

## 3rd Period

Action	Time	ET/Res	Team	Type	No.	Name	(G) Name of Assistant(s) / Action Description
<b>Goal</b>	<b>38:38</b>	<b>4 : 0</b>	<b>CZE</b>	<b>EQ</b>	<b>15</b>	<b>ZELINKA R</b>	(2) 74 GEIER M On Ice CZE 1 11 15 33 74 92 ITA 15 4 18 25 26 27
GK	45:00		CZE				1 KUDELA M - Goalkeeper out
GK	45:00		ITA				15 ARAUDO G - Goalkeeper out

## Goalkeeper Records

Team : CZE - Czechia

No.	Name	SOG	SVS	MIP
1	KUDELA Martin	4	4	45:00
6	VAPENKA Michal			

Team : ITA - Italy

No.	Name	SOG	SVS	MIP
15	ARAUDO Gabriele	33	29	45:00
1	STILLITANO Santino			

## Game Statistics

Team : CZE (Red)

Head Coach : NOVOTNY Jakub

No.	Pos.	Name	Gen	G	A	PTS	PIM	Shots on Goal				+/-
								1	2	3	TS	
29	D	KUBES Pavel	M	1	0	1	0	0	1	2	3	+2
33	F	HECKO Vaclav +A	M	0	0	0	0	1	0	2	3	+2
67	D	DOLEZAL Pavel	M	0	1	1	0	1	0	0	1	+2
74	F	GEIER Michal	M	1	1	2	0	1	2	2	5	+3
92	F	SEDLACEK Patrik	M	0	0	0	2	0	0	1	1	+2
15	D	ZELINKA Radek +C	M	1	0	1	0	1	0	2	3	+2
18	F	NOVOTNY Miroslav +A	M	0	0	0	0	1	0	1	2	0
19	F	OHAR Alex	M	0	1	1	2	0	1	0	1	+1
55	F	VESELY Filip	M	0	0	0	0	1	1	0	2	+1
82	F	HABL Zdenek (BP)	M	1	0	1	0	0	2	1	3	+1



FRI 2 JUN 2023

Start Time 15:00  
End Time 18:58

Head Coach : NOVOTNY Jakub

No.	Pos.	Name	Gen	G	A	PTS	PIM	Shots on Goal				+/-
								1	2	3	TS	
11	D	WAGNER Karel	M	0	0	0	0	3	5	1	9	+2
12	F	ZIZLAVSKY Martin	M	0	0	0	0	0	0	0	0	0
27	F	VRUBEL David	M	0	0	0	0	0	0	0	0	+1
1	GK	KUDELA Martin	M	0	0	0	0	0	0	0	0	
6	GK	VAPENKA Michal	M	0	0	0	0	0	0	0	0	
<b>Total</b>				<b>4</b>	<b>3</b>	<b>7</b>	<b>4</b>	<b>9</b>	<b>12</b>	<b>12</b>	<b>33</b>	

Team : ITA (White)

Head Coach : BIANCHI Mirko

No.	Pos.	Name	Gen	G	A	PTS	PIM	Shots on Goal				+/-
								1	2	3	TS	
10	F	KAFMANN Stephan	M	0	0	0	0	0	0	1	1	-3
11	F	LARCH Nils	M	0	0	0	2	0	0	0	0	-2
18	D	MACRI Andrea +C (BP)	M	0	0	0	0	1	0	0	1	-3
26	F	ANTOCHI Eusebiu	M	0	0	0	2	0	0	0	0	-2
62	F	DEPAOLI Christoph +A	M	0	0	0	0	0	0	0	0	-3
2	D	ENDERLE Alex	M	0	0	0	0	0	0	0	0	-2
4	F	REMOTTI MARNINI Matteo	M	0	0	0	2	0	0	0	0	-1
8	D	RADICE Roberto	M	0	0	0	0	0	0	0	0	0
14	D	BALOSSETTI Bruno	M	0	0	0	0	0	1	0	1	-1
27	F	ANDREONI Alessandro +A	M	0	0	0	0	0	0	1	1	-2
25	F	TORELLA Francesco	M	0	0	0	0	0	0	0	0	-1
1	GK	STILLITANO Santino	M	0	0	0	0	0	0	0	0	
15	GK	ARAUDO Gabriele	M	0	0	0	0	0	0	0	0	
<b>Total</b>				<b>0</b>	<b>0</b>	<b>0</b>	<b>6</b>	<b>1</b>	<b>1</b>	<b>2</b>	<b>4</b>	

Legend:							
<b>(G)</b>	Goals in tournament	<b>+/-</b>	Plus/minus net	<b>+A</b>	Assistant Captain	<b>+C</b>	Captain
<b>A</b>	Assists	<b>D</b>	Defence	<b>EQ</b>	Equal strength	<b>ET/Res</b>	Penalty end time/Result of game
<b>F</b>	Forward	<b>G</b>	Goals	<b>Gen</b>	Gender	<b>GK</b>	Goalkeeper
<b>M</b>	Male	<b>MIP</b>	Minutes in play (GK)	<b>No.</b>	Jersey number	<b>PIM</b>	Penalties in minutes
<b>Pos.</b>	Position	<b>PPG</b>	Power play goals	<b>PTS</b>	Points	<b>SH1</b>	Shorthanded - 1 player
<b>SHG</b>	Shorthanded goals	<b>SOG</b>	Shots on goal	<b>SVS</b>	Saves	<b>TPP</b>	Time on power play
<b>TS</b>	Total shots						



### Shot Chart CZE - ITA

Shots by ITA  
Goals (o): 0  
SSP (<): 0  
SSG (+): 1  
SPG (-): 0



GK 1 of CZE



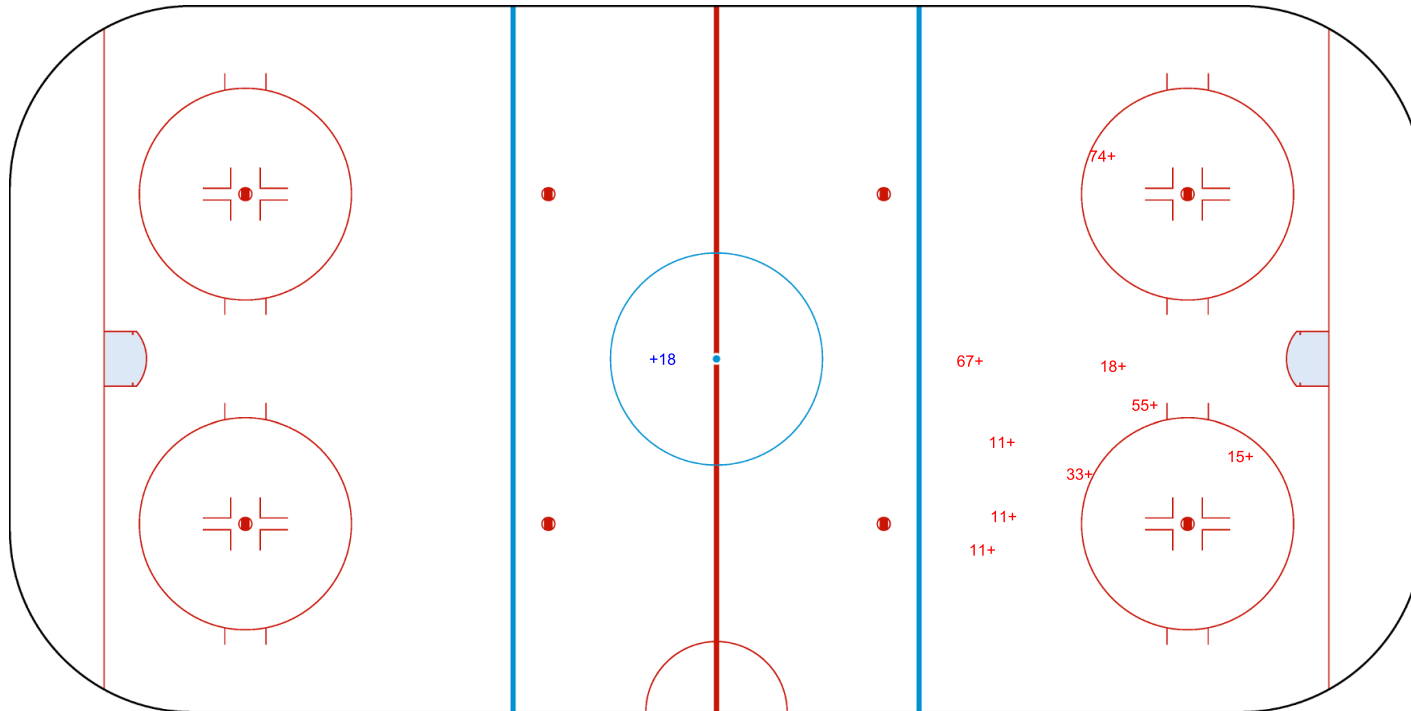
Period: 1



Shots by CZE  
Goals (o): 0  
SSP (>): 0  
SSG (+): 9  
SPG (-): 0



GK 15 of ITA








Shots by CZE

Goals (o): 3

SSG (+): 9

SSP (<): 0

SPG (-): 0



GK 15 of ITA



Period: 2



Shots by ITA

Goals (o): 0

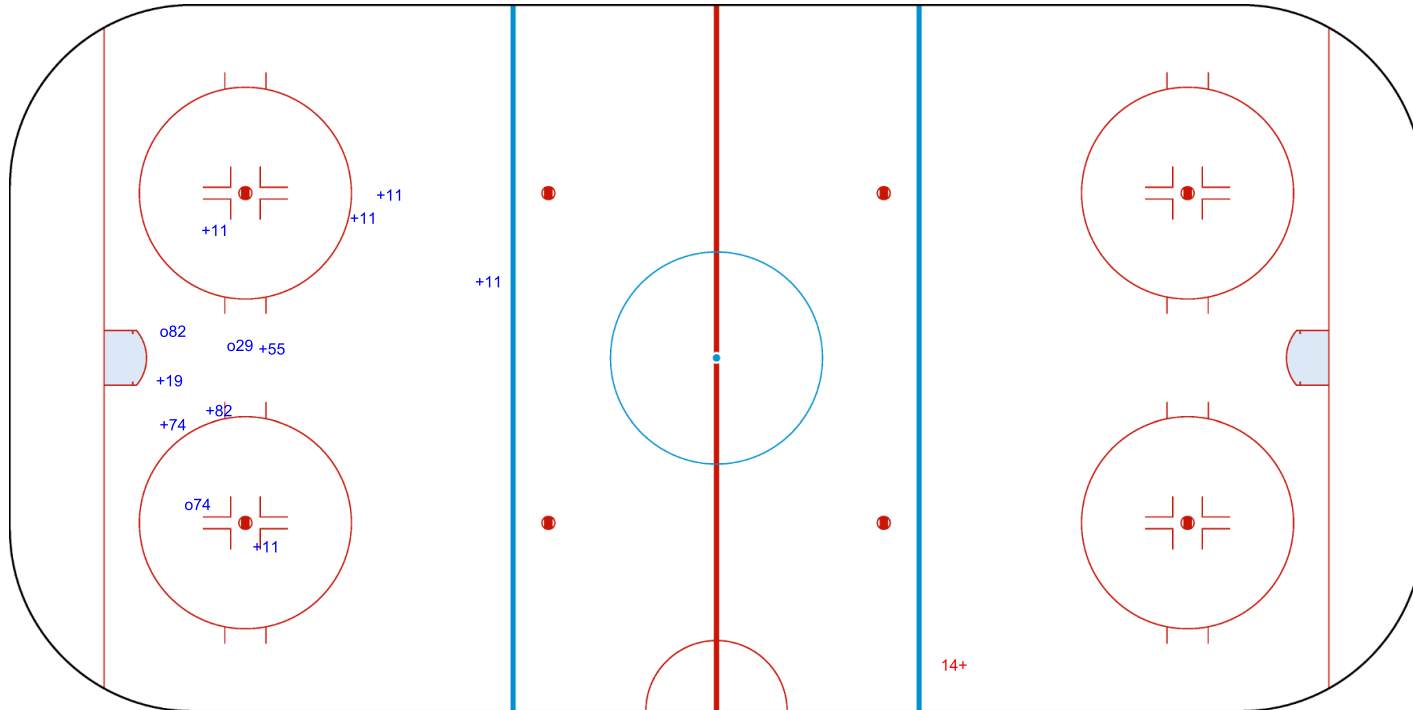
SSG (+): 1

SSP (>): 0

SPG (-): 0



GK 1 of CZE





Shots by ITA  
Goals (o): 0  
SSP (<): 0  
SSG (+): 2  
SPG (-): 0



GK 1 of CZE



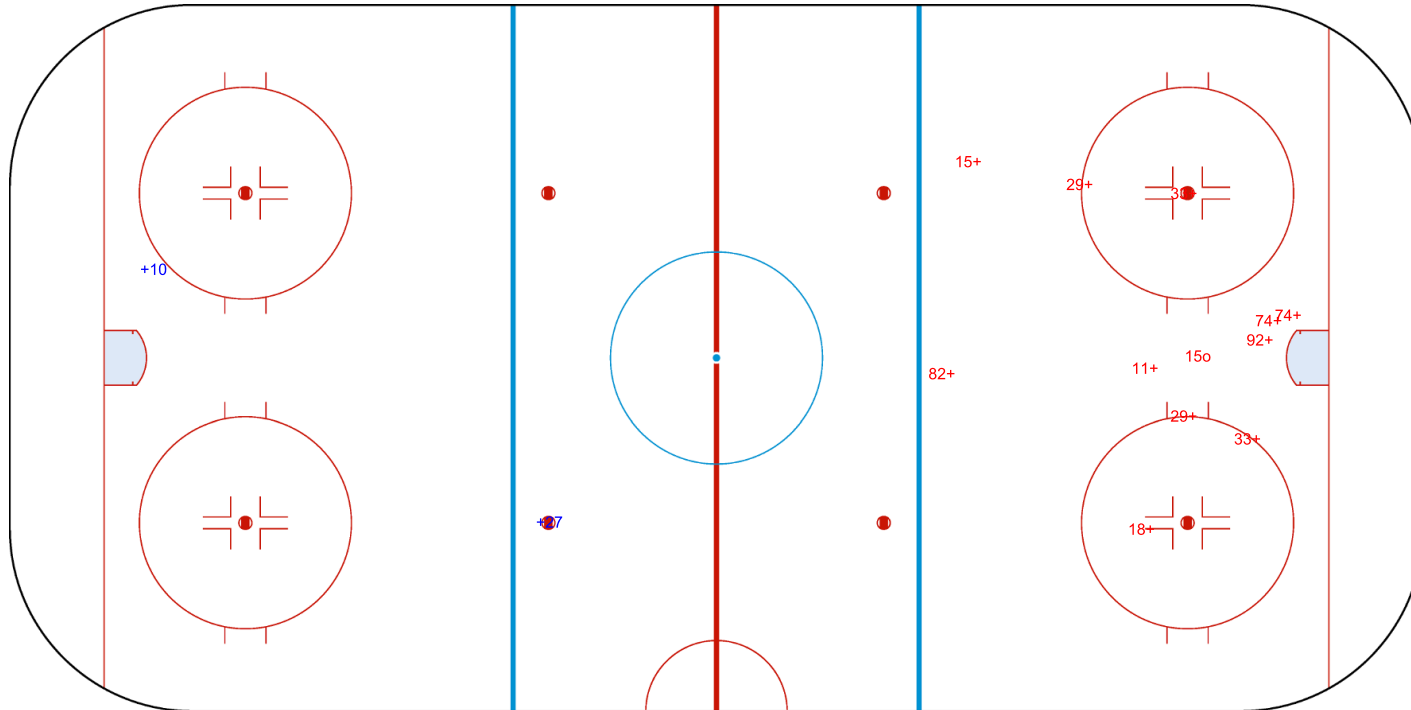
Period: 3



Shots by CZE  
Goals (o): 1  
SSP (>): 0  
SSG (+): 11  
SPG (-): 0



GK 15 of ITA



Legend:	
<b>GK</b>	Goalkeeper
<b>SPG</b>	Shots past goal
<b>SSG</b>	Shots saved by goalkeeper
<b>SSP</b>	Shots saved by player



**Face-off Chart**  
**CZE - ITA**

**PERIOD 1**

CZE	ITA	CZE	ITA	CZE	ITA
Def. zone	Att. zone	Neutral zone		Att. zone	Def. zone
		+ 92	- 11	+ 19	- 11
		- 92	+ 11	- 19	+ 27
		- 19	+ 62	+ 92	- 27
				+ 82	- 62
				+ 92	- 27
				+ 92	- 11
				- 92	+ 27
				- 19	+ 11
				- 92	+ 11
				- 92	+ 27
				- 19	+ 27
				+ 92	- 27
Total wins / period		1 / 33%	2 / 67%	6 / 50%	6 / 50%

Total wins  
all zones

CZE	ITA
7 / 47%	8 / 53%

**PERIOD 2**

CZE	ITA	CZE	ITA	CZE	ITA
Def. zone	Att. zone	Neutral zone		Att. zone	Def. zone
- 19	+ 11	+ 92	- 11	- 19	+ 11
		- 19	+ 27	- 82	+ 11
		+ 82	- 27	- 82	+ 27
		- 19	+ 27	- 92	+ 27
		+ 92	- 62	+ 82	- 27
		- 92	+ 62	- 92	+ 11
		+ 19	- 27	- 92	+ 11
		- 92	+ 8	+ 92	- 11
		+ 92	- 11		
		- 19	+ 11		
		+ 19	- 27		
		- 82	+ 11		
Total wins / period		0 / 0%	1 / 100%	2 / 25%	6 / 75%

Total wins  
all zones

CZE	ITA
8 / 38%	13 / 62%

**PERIOD 3**

CZE	ITA	CZE	ITA	CZE	ITA
Def. zone	Att. zone	Neutral zone		Att. zone	Def. zone
+ 92	- 27	+ 33	- 11	- 19	+ 11
+ 82	- 27	+ 33	- 27	- 19	+ 11
- 92	+ 11	- 92	+ 27	- 19	+ 11
		+ 92	- 11	- 82	+ 27
		+ 92	- 11	+ 92	- 11
		- 19	+ 27	- 19	+ 27
				- 82	+ 27
				- 92	+ 27
				+ 92	- 27
Total wins / period		2 / 67%	1 / 33%	2 / 22%	7 / 78%

Total wins  
all zones

CZE	ITA
8 / 44%	10 / 56%



**TOTAL**

Total wins / game	CZE	ITA	Neutral zone		CZE	ITA	Total wins all zones	
	Def. zone	Att. zone			Att. zone	Def. zone	CZE	ITA
	2 / 50%	2 / 50%	11 / 52%	10 / 48%	10 / 34%	19 / 66%	23 / 43%	31 / 57%

**HEAD TO HEAD**

		ITA				Tot	wins CZE	Dz	Nz	Az
No.		8	11	27	62					
CZE	19		1 - 7	2 - 6	0 - 1	17	3 18%	0 0%	2 29%	1 11%
	33		1 - 0	1 - 0		2	2 100%		2 100%	
	82		0 - 2	3 - 3	1 - 0	9	4 44%	1 100%	1 50%	2 33%
	92	0 - 1	8 - 5	5 - 5	1 - 1	26	14 54%	1 50%	6 60%	7 50%
	<b>Tot</b>	1	24	25	4	54	23 43%	2 50%	11 52%	10 34%
<b>wins ITA</b>	1 100%	14 58%	14 56%	2 50%	31 57%					
<b>Dz</b>		9 69%	10 67%	0 0%	19 66%					
<b>Nz</b>	1 100%	3 33%	4 50%	2 67%	10 48%					
<b>Az</b>		2 100%	0 0%		2 50%					

**Legend:**  
**Az** Attacking zone    **Dz** Defending zone    **No.** Jersey number    **Nz** Neutral zone    **Tot.** Total face-offs played



## Game Roster

## KOR - CHN

## Referee

FERGENBAUM Matt (CAN)

## Linesmen

DAUPHINEE Dylan (CAN) , LUNDEN Andreas (SWE)

## Goalkeepers

Team: KOR

No.	Name	Gen	GP	MIP	GA	SVS	SOG	SVS%	GAA
39	CHOI Hyuk Jun	M	3	80:18	11	46	57	80.70	6.16
82	BONG Daehan	M	3	54:42	16	37	53	69.81	13.16

## Team Roster

Team: KOR (Blue)

No.	Pos.	Name	Gen	GP	G	A	PTS	PIM	+/-
1	D	LEE Jun Yong	M	3	0	0	0	0	-8
3	F	RYU Jee Hyun	M	1	0	0	0	0	-1
5	F	YANG Gab-Gyu	M	3	0	0	0	0	-3
7	F	SHIN Kyoung Moon	M	3	0	0	0	0	-12
11	F	SONG Yeha	M	3	0	0	0	2	-10
12	D	KIM Young Sung	M	3	0	0	0	10	-11
13	D	YU Inchul	M	3	0	0	0	2	-8
14	F	JUNG Seung Hwan	M	3	1	0	1	4	-8
20	D	JANG Dong Shin	M	3	0	0	0	4	-11
22	F	KIM Sunghun	M	3	0	0	0	2	0
24	F	KIM Inkyum	M	3	0	0	0	2	-8
27	F	CHO Byeong Seok	M	3	0	0	0	0	-8
39	GK	CHOI Hyuk Jun	M	3	0	0	0	0	0
55	F	JANG Jong Ho	M	3	0	0	0	0	-12
82	GK	BONG Daehan	M	3	0	0	0	0	0

Head Coach: KIM Tae Ho

Team: CHN

No.	Name	Gen	GP	MIP	GA	SVS	SOG	SVS%	GAA
1	WANG Wei	M	3	45:00	1	8	9	88.89	1.00
20	JI Yan Zhao	M	3	90:00	1	19	20	95.00	0.50

Team: CHN (Yellow)

No.	Pos.	Name	Gen	GP	G	A	PTS	PIM	+/-
1	GK	WANG Wei	M	3	0	0	0	0	0
3	D	LYU Zhi	M	3	0	4	4	2	+9
5	D	BAI Xue Song	M	1	0	0	0	2	0
7	D	XU Jin Qiang	M	3	1	1	2	2	+3
8	F	WANG Zhi Dong	M	3	6	1	7	2	+8
12	D	CHE Hang	M	2	1	0	1	0	0
15	F	SONG Xiao Dong	M	2	0	0	0	0	0
17	F	SHEN Yi Feng	M	3	11	1	12	0	+13
18	F	WANG Ju Jiang	M	2	0	0	0	0	-1
19	F	ZHANG Zheng	M	3	2	4	6	2	+8
20	GK	JI Yan Zhao	M	3	0	0	0	0	0
22	D	HU Guang Jian	M	3	0	1	1	6	+8
23	F	CUI Yu Tao	M	3	0	3	3	0	+6
24	D	ZHU Zhan Fu	M	3	0	1	1	2	+4
28	F	TIAN Jin Tao	M	3	0	2	2	4	+11
30	F	QIU Dian Peng	M	3	0	1	1	2	0
32	F	LI Hong Guan	M	2	1	2	3	2	+4

Head Coach: YIN Jiwu

## Legend:

<b>+/-</b> Plus/minus net	<b>A</b> Assists	<b>D</b> Defence	<b>F</b> Forward
<b>G</b> Goals	<b>GA</b> Goals against	<b>GAA</b> Goals against as average per 45 minutes	<b>Gen</b> Gender
<b>GK</b> Goalkeeper	<b>GP</b> Games played	<b>M</b> Male	<b>MIP</b> Minutes and seconds played
<b>No.</b> Jersey number	<b>PIM</b> Penalties in minutes	<b>Pos.</b> Position	<b>PTS</b> Points
<b>SOG</b> Shots on goal	<b>SVS</b> Saves	<b>SVS%</b> Saves in percentage	



FRI 2 JUN 2023

Start Time 19:00

Play-offs, Game 14



## Line-ups

## KOR - CHN

## Referee

FERGENBAUM Matt (CAN)

## Linesmen

DAUPHINEE Dylan (CAN) , LUNDEN Andreas (SWE)

## Goalkeepers

Team: KOR

No.	Name	Gen
39	CHOI Hyuk Jun	M
82	BONG Daehan	M

## Team Line-ups

Team: KOR (Blue)

No.	Pos.	Name	Gen
1	D	LEE Jun Yong	M
12	D	KIM Young Sung +A	M
20	D	JANG Dong Shin +C	M
14	F	JUNG Seung Hwan	M
27	F	CHO Byeong Seok	M
13	D	YU Inchul	M
3	F	RYU Jee Hyun +A	M
7	F	SHIN Kyoung Moon	M
24	F	KIM Inkyum	M
55	F	JANG Jong Ho	M
5	F	YANG Gab-Gyu	M
11	F	SONG Yeha	M
22	F	KIM Sunghun	M

Head Coach: KIM Tae Ho

Team: CHN

No.	Name	Gen
1	WANG Wei	M
20	JI Yan Zhao	M

Team: CHN (Yellow)

No.	Pos.	Name	Gen
22	D	HU Guang Jian	M
24	D	ZHU Zhan Fu	M
8	F	WANG Zhi Dong	M
23	F	CUI Yu Tao +C	M
30	F	QIU Dian Peng	M
3	D	LYU Zhi	M
12	D	CHE Hang	M
17	F	SHEN Yi Feng	M
19	F	ZHANG Zheng	M
28	F	TIAN Jin Tao	M
15	F	SONG Xiao Dong	M
18	F	WANG Ju Jiang	M
32	F	LI Hong Guan	M

Head Coach: YIN Jiwu

## NOT DRESSED:

5	D	BAI Xue Song +A	M
7	D	XU Jin Qiang +A	M

## Legend:

<b>+A</b>	Assistant Captain	<b>+C</b>	Captain	<b>D</b>	Defence	<b>F</b>	Forward
<b>Gen</b>	Gender	<b>M</b>	Male	<b>No.</b>	Jersey number	<b>Pos.</b>	Position



FRI 2 JUN 2023

Start Time 19:00

End Time 22:52

## Game Summary

KOR - CHN 2 - 7 (1 - 5, 0 - 0, 1 - 2)

Spectators	Referee	Linesmen
632	FERGENBAUM Matt (CAN)	DAUPHINEE Dylan (CAN) , LUNDEN Andreas (SWE)

## Team Statistics

Period	Score	SVS	SOG	PIM	TPP	PPG	SHG
1	1 : 5	4 : 2	3 : 9	4 : 2	01:14 : 03:02	1 : 2	0 : 0
2	0 : 0	6 : 2	2 : 6	0 : 4	03:52 : 00:00	0 : 0	0 : 0
3	1 : 2	6 : 3	4 : 8	0 : 0	00:08 : 00:00	0 : 0	0 : 0
<b>Total</b>	<b>2 : 7</b>	<b>16 : 7</b>	<b>9 : 23</b>	<b>4 : 6</b>	<b>05:14 : 03:02</b>	<b>1 : 2</b>	<b>0 : 0</b>

## 1st Period

Action	Time	ET/Res	Team	Type	No.	Name	(G) Name of Assistant(s) / Action Description
GK	00:00		CHN		1	WANG W	- Goalkeeper in
GK	00:00		KOR		39	CHOI HJ	- Goalkeeper in
Penalty	00:42	02:17	KOR	2 min.	12	KIM YS	- Interference
Goal	02:17	0 : 1	CHN	PP1	23	CUI YT	(1) 17 SHEN YF On Ice KOR 39 1 13 20 27 CHN 1 3 8 17 23 24 *
Penalty	03:50	05:04	CHN	2 min.	8	WANG ZD	- Teeing
Goal	05:04	1 : 1	KOR	PP1	14	JUNG SH	(2) 20 JANG DS On Ice KOR 39 1 12 14 20 27 CHN 1 3 23 24 32 *
Penalty	06:01	07:28	KOR	2 min.	55	JANG JH	- Delaying the Game
Goal	07:28	1 : 2	CHN	PP1	17	SHEN YF	(12) On Ice KOR 39 12 14 20 27 CHN 1 17 19 22 24 28 *
Goal	08:01	1 : 3	CHN	EQ	8	WANG ZD	(7) 24 ZHU ZF On Ice KOR 39 3 7 13 24 55 CHN 1 3 8 23 24 32
Goal	11:40	1 : 4	CHN	EQ	32	LI HG	(2) 22 HU GJ On Ice KOR 39 1 12 14 20 27 CHN 1 8 12 22 23 32
Goal	14:50	1 : 5	CHN	EQ	28	TIAN JT	(1) 17 SHEN YF On Ice KOR 39 1 12 14 20 27 CHN 1 12 17 19 22 28

## 2nd Period

Action	Time	ET/Res	Team	Type	No.	Name	(G) Name of Assistant(s) / Action Description
Penalty	21:22	23:22	CHN	2 min.	3	LYU Z	- Holding an opponent
Penalty	28:08	30:08	CHN	2 min.	22	HU GJ	- Teeing

## 3rd Period

Action	Time	ET/Res	Team	Type	No.	Name	(G) Name of Assistant(s) / Action Description
Goal	36:12	2 : 5	KOR	EQ	27	CHO BS	(1) On Ice KOR 39 1 12 14 20 27 CHN 1 3 17 19 24 28
Goal	41:05	2 : 6	CHN	EQ	32	LI HG	(3) 24 ZHU ZF On Ice KOR 39 3 7 11 13 55 CHN 1 3 8 23 24 32
Time-out	41:05		KOR				
Goal	44:59	2 : 7	CHN	EQ	28	TIAN JT	(2) 23 CUI YT On Ice KOR 39 3 5 22 24 55 CHN 1 8 17 23 24 28
GK	45:00		KOR				39 CHOI HJ - Goalkeeper out
GK	45:00		CHN				1 WANG W - Goalkeeper out

## Goalkeeper Records

Team : KOR - Korea

No.	Name	SOG	SVS	MIP
39	CHOI Hyuk Jun	23	16	45:00
82	BONG Daehan			

Team : CHN - China

No.	Name	SOG	SVS	MIP
1	WANG Wei	9	7	45:00
20	JI Yan Zhao			

## Game Statistics

Team : KOR (Blue)



FRI 2 JUN 2023

Start Time 19:00  
End Time 22:52

Head Coach : KIM Tae Ho

No.	Pos.	Name	Gen	G	A	PTS	PIM	Shots on Goal				+/-
								1	2	3	TS	
1	D	LEE Jun Yong	M	0	0	0	0	0	0	0	0	-1
12	D	KIM Young Sung +A	M	0	0	0	2	0	0	0	0	-1
14	F	JUNG Seung Hwan (BP)	M	1	0	1	0	1	2	0	3	-1
20	D	JANG Dong Shin +C	M	0	1	1	0	1	0	0	1	-1
27	F	CHO Byeong Seok	M	1	0	1	0	0	0	2	2	-1
3	F	RYU Jee Hyun +A	M	0	0	0	0	1	0	1	2	-3
7	F	SHIN Kyoung Moon	M	0	0	0	0	0	0	0	0	-2
13	D	YU Inchul	M	0	0	0	0	0	0	0	0	-2
24	F	KIM Inkyum	M	0	0	0	0	0	0	0	0	-2
55	F	JANG Jong Ho	M	0	0	0	2	0	0	1	1	-3
5	F	YANG Gab-Gyu	M	0	0	0	0	0	0	0	0	-1
11	F	SONG Yeha	M	0	0	0	0	0	0	0	0	-1
22	F	KIM Sunghun	M	0	0	0	0	0	0	0	0	-1
39	GK	CHOI Hyuk Jun	M	0	0	0	0	0	0	0	0	
82	GK	BONG Daehan	M	0	0	0	0	0	0	0	0	
<b>Total</b>				<b>2</b>	<b>1</b>	<b>3</b>	<b>4</b>	<b>3</b>	<b>2</b>	<b>4</b>	<b>9</b>	

Team : CHN (Yellow)

Head Coach : YIN Jiwu

No.	Pos.	Name	Gen	G	A	PTS	PIM	Shots on Goal				+/-
								1	2	3	TS	
8	F	WANG Zhi Dong	M	1	0	1	2	1	1	1	3	+4
22	D	HU Guang Jian	M	0	1	1	2	1	0	1	2	+2
23	F	CUI Yu Tao +C (BP)	M	1	2	3	0	1	0	0	1	+4
24	D	ZHU Zhan Fu	M	0	2	2	0	0	0	0	0	+2
30	F	QIU Dian Peng	M	0	0	0	0	0	1	1	2	0
3	D	LYU Zhi	M	0	0	0	2	1	0	0	1	+1
12	D	CHE Hang	M	0	0	0	0	0	0	0	0	+2
17	F	SHEN Yi Feng	M	1	2	3	0	1	2	0	3	+1
19	F	ZHANG Zheng	M	0	0	0	0	0	0	0	0	0
28	F	TIAN Jin Tao	M	2	0	2	0	3	1	1	5	+1
15	F	SONG Xiao Dong	M	0	0	0	0	0	0	0	0	0
18	F	WANG Ju Jiang	M	0	0	0	0	0	1	0	1	0
32	F	LI Hong Guan	M	2	0	2	0	1	0	4	5	+3
1	GK	WANG Wei	M	0	0	0	0	0	0	0	0	
20	GK	JI Yan Zhao	M	0	0	0	0	0	0	0	0	
<b>Total</b>				<b>7</b>	<b>7</b>	<b>14</b>	<b>6</b>	<b>9</b>	<b>6</b>	<b>8</b>	<b>23</b>	

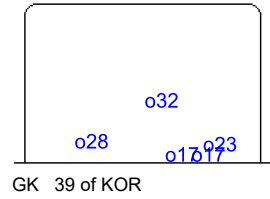
Legend:			
<b>(G)</b>	Goals in tournament	*	does not count for Plus/minus
<b>+C</b>	Captain	<b>A</b>	Assists
<b>ET/Res</b>	Penalty end time/Result of game	<b>F</b>	Forward
<b>GK</b>	Goalkeeper	<b>M</b>	Male
<b>PIM</b>	Penalties in minutes	<b>Pos.</b>	Position
<b>PTS</b>	Points	<b>SHG</b>	Shorthanded goals
<b>TPP</b>	Time on power play	<b>TS</b>	Total shots
		<b>+/-</b>	Plus/minus net
		<b>D</b>	Defence
		<b>G</b>	Goals
		<b>MIP</b>	Minutes in play (GK)
		<b>PP1</b>	Power play - 1 player
		<b>SOG</b>	Shots on goal
		<b>+A</b>	Assistant Captain
		<b>EQ</b>	Equal strength
		<b>Gen</b>	Gender
		<b>No.</b>	Jersey number
		<b>PPG</b>	Power play goals
		<b>SVS</b>	Saves



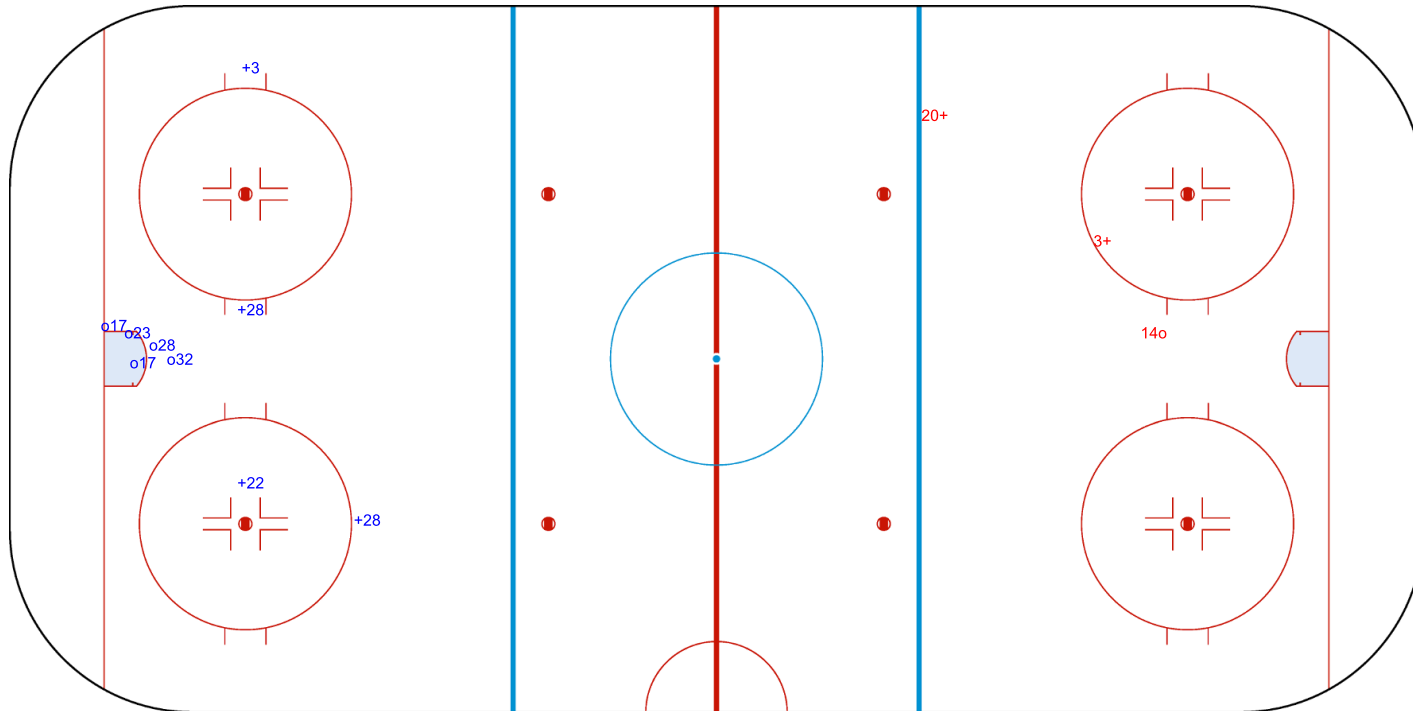


### Shot Chart KOR - CHN

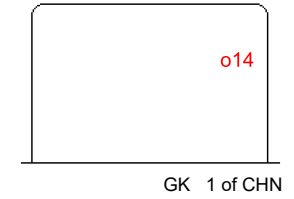
Shots by CHN  
Goals (o): 5    SSG (+): 4  
SSP (<): 0    SPG (-): 0



KOR    Period: 1    CHN



Shots by KOR  
Goals (o): 1    SSG (+): 2  
SSP (>): 0    SPG (-): 0





Shots by KOR

Goals (o): 0

SSG (+): 2

SSP (<): 0

SPG (-): 0



GK 1 of CHN



Period: 2




Shots by CHN

Goals (o): 0

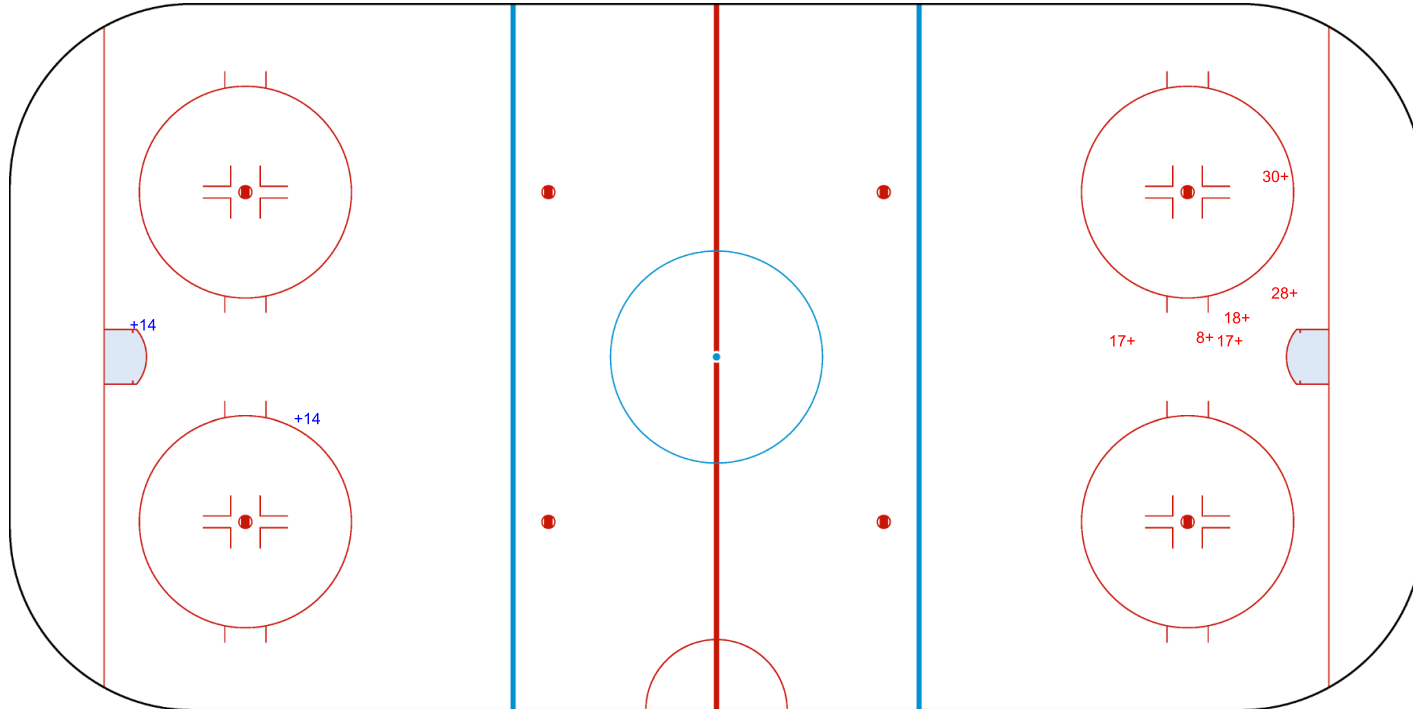
SSG (+): 6

SSP (>): 0

SPG (-): 0



GK 39 of KOR





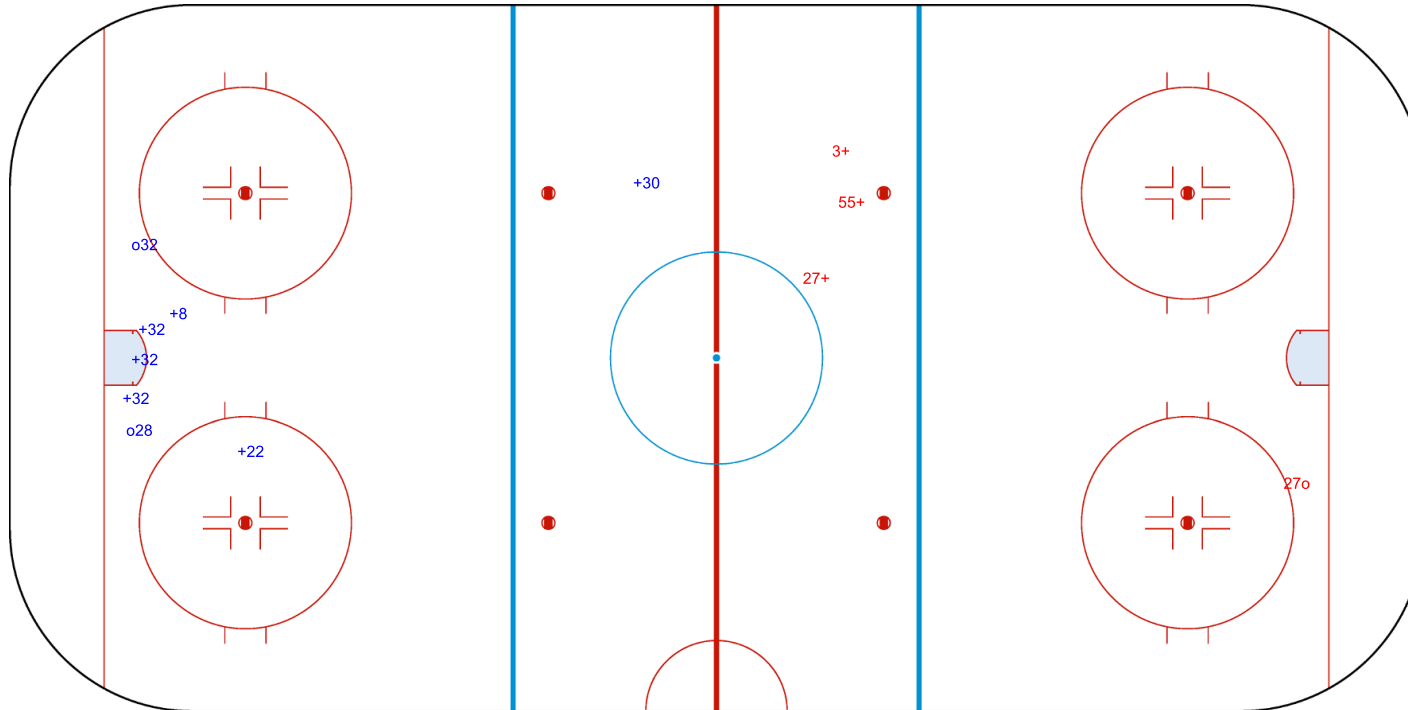
Shots by CHN  
Goals (o): 2    SSG (+): 6  
SSP (<): 0    SPG (-): 0

**KOR**      **Period: 3**      **CHN**

Shots by KOR  
Goals (o): 1    SSG (+): 3  
SSP (>): 0    SPG (-): 0

o32  
o28

GK 39 of KOR



o27

GK 1 of CHN

Legend:		
<b>GK</b>	Goalkeeper	
<b>SPG</b>	Shots past goal	
<b>SSG</b>	Shots saved by goalkeeper	
<b>SSP</b>	Shots saved by player	



**Face-off Chart**  
**KOR - CHN**

**PERIOD 1**

	KOR		CHN		KOR		CHN		KOR		CHN		Total wins all zones
	Def. zone	Att. zone	Neutral zone	Neutral zone	Att. zone	Def. zone	Att. zone	Def. zone	Att. zone	Def. zone	KOR	CHN	
	+ 55	- 28	+ 1	- 28	+ 55	- 12							
	- 55	+ 19	+ 1	- 8	+ 55	- 28							
	+ 1	- 23	+ 1	- 32	+ 1	- 28							
	- 55	+ 28	- 55	+ 8									
	- 27	+ 28	+ 55	- 8									
	- 55	+ 8	+ 1	- 15									
	+ 55	- 19	+ 55	- 28									
	- 1	+ 8	+ 55	- 15									
	- 1	+ 8	+ 55	- 8									
	+ 55	- 15											
	+ 55	- 8											
Total wins / period	5 / 45%	6 / 55%	8 / 89%	1 / 11%	3 / 100%	0 / 0%					16 / 70%	7 / 30%	

**PERIOD 2**

	KOR		CHN		KOR		CHN		KOR		CHN		Total wins all zones
	Def. zone	Att. zone	Neutral zone	Neutral zone	Att. zone	Def. zone	Att. zone	Def. zone	Att. zone	Def. zone	KOR	CHN	
	+ 55	- 15	+ 1	- 28	+ 1	- 28							
	+ 1	- 15	+ 55	- 8	- 1	+ 23							
	- 55	+ 28	- 1	+ 28	+ 1	- 8							
	+ 55	- 17	- 55	+ 8	- 1	+ 28							
					- 1	+ 8							
Total wins / period	3 / 75%	1 / 25%	2 / 50%	2 / 50%	2 / 40%	3 / 60%					7 / 54%	6 / 46%	

**PERIOD 3**

	KOR		CHN		KOR		CHN		KOR		CHN		Total wins all zones
	Def. zone	Att. zone	Neutral zone	Neutral zone	Att. zone	Def. zone	Att. zone	Def. zone	Att. zone	Def. zone	KOR	CHN	
	+ 1	- 28	+ 1	- 28	+ 1	- 8							
	+ 1	- 28	- 55	+ 8									
	+ 55	- 28	- 1	+ 15									
	+ 55	- 19	- 1	+ 8									
	+ 1	- 15	- 1	+ 28									
	+ 55	- 8	+ 55	- 15									
			+ 1	- 8									
			+ 5	- 8									
Total wins / period	6 / 100%	0 / 0%	4 / 50%	4 / 50%	1 / 100%	0 / 0%					11 / 73%	4 / 27%	

**TOTAL**

	KOR		CHN		KOR		CHN		KOR		CHN		Total wins all zones
	Def. zone	Att. zone	Neutral zone	Neutral zone	Att. zone	Def. zone	Att. zone	Def. zone	Att. zone	Def. zone	KOR	CHN	
Total wins / game	14 / 67%	7 / 33%	14 / 67%	7 / 33%	6 / 67%	3 / 33%					34 / 67%	17 / 33%	



HEAD TO HEAD

		CHN												
	No.	8	12	15	17	19	23	28	32	Tot	wins KOR	Dz	Nz	Az
KOR	1	4 - 4		3 - 1			1 - 1	7 - 3	1 - 0	25	16 64%	5 71%	7 64%	4 57%
	5	1 - 0								1	1 100%		1 100%	
	27							0 - 1		1	0 0%	0 0%		
	55	5 - 4	1 - 0	4 - 0	1 - 0	2 - 1		4 - 2		24	17 71%	9 69%	6 67%	2 100%
	<b>Tot</b>	18	1	8	1	3	2	17	1	51	34 67%	14 67%	14 67%	6 67%
	<b>wins CHN</b>	8 44%	0 0%	1 13%	0 0%	1 33%	1 50%	6 35%	0 0%	17 33%				
	<b>Dz</b>	1 33%	0 0%					1 100%	1 25%	3 33%				
<b>Nz</b>	4 40%		1 25%				2 33%	0 0%	7 33%					
<b>Az</b>	3 60%		0 0%	0 0%	1 33%	0 0%	3 43%		7 33%					

<b>Legend:</b>									
<b>Az</b>	Attacking zone	<b>Dz</b>	Defending zone	<b>No.</b>	Jersey number	<b>Nz</b>	Neutral zone	<b>Tot.</b>	Total face-offs played



## Game Roster

## GER - NOR

## Referee

RAPAK Martin (CZE)

## Linesmen

HUS Igor (SVK) , O'ROURKE Ryan (CAN)

## Goalkeepers

Team: GER

No.	Name	Gen	GP	MIP	GA	SVS	SOG	SVS%	GAA
7	UHLEMANN Lars	M	3	00:00	0	0	0	0.00	0.00
47	KUNST Simon	M	3	140:00	10	46	56	82.14	3.21

## Team Roster

Team: GER (White)

No.	Pos.	Name	Gen	GP	G	A	PTS	PIM	+/-
3	F	DISVELD Bas	M	3	0	0	0	0	-2
6	D	RAEDLER Hugo	M	3	0	0	0	0	0
7	GK	UHLEMANN Lars	M	3	0	0	0	0	
8	F	RENNHACK Frank	M	3	0	2	2	4	-1
21	F	BETZ Steven	M	3	0	0	0	0	0
22	F	MUEHLHANS Veit	M	1	0	0	0	0	0
33	F	KUHLI-LAUENSTEIN Ingo	M	3	1	0	1	4	-2
43	F	HERING Bernhard	M	3	2	2	4	6	-1
44	F	BRELAGE Jan Malte	M	3	1	0	1	2	-2
47	GK	KUNST Simon	M	3	0	0	0	0	
52	D	PABST Robert	M	3	0	0	0	0	-2
69	D	SKLORZ Lucas	M	3	0	0	0	2	-3
77	F	WEDDE Joerg	M	3	0	0	0	0	-1
97	F	SCHRADER Felix	M	3	1	1	2	4	-3

Head Coach: POKORNY Andreas

Team: NOR

No.	Name	Gen	GP	MIP	GA	SVS	SOG	SVS%	GAA
1	SUNDT Andreas	M	3	132:04	12	40	52	76.92	4.09
39	GROENLIE Johan	M	3	00:00	0	0	0	0.00	0.00

Team: NOR (Red)

No.	Pos.	Name	Gen	GP	G	A	PTS	PIM	+/-
1	GK	SUNDT Andreas	M	3	0	0	0	0	0
6	F	KIRSTISTUEN Emil	M	3	0	0	0	0	0
9	D	VAERNES Morten	M	3	0	1	1	2	-4
16	D	NORDSTOGA Knut Andre	M	3	0	1	1	0	-6
17	F	SOLBERG Loyd Remi	M	3	1	0	1	4	-3
20	F	HAMRE Martin	M	3	0	1	1	0	-4
22	F	BAKKE Audun	M	3	2	1	3	0	-4
23	D	KLAKEGG Jan Roger	M	3	0	0	0	4	-2
26	F	KRONBERG Viktor	M	3	0	0	0	0	-2
39	GK	GROENLIE Johan	M	3	0	0	0	0	
69	D	OEVERLI Fabian Cruickshank	M	3	0	0	0	0	-1
71	F	OISETH Ola	M	3	2	2	4	2	-3
91	F	LYNGROTH Alexander	M	3	0	0	0	0	-6

Head Coach: BABEY Kenneth

## Legend:

<b>+/-</b>	Plus/minus net	<b>A</b>	Assists	<b>D</b>	Defence	<b>F</b>	Forward
<b>G</b>	Goals	<b>GA</b>	Goals against	<b>GAA</b>	Goals against as average per 45 minutes	<b>Gen</b>	Gender
<b>GK</b>	Goalkeeper	<b>GP</b>	Games played	<b>M</b>	Male	<b>MIP</b>	Minutes and seconds played
<b>No.</b>	Jersey number	<b>PIM</b>	Penalties in minutes	<b>Pos.</b>	Position	<b>PTS</b>	Points
<b>SOG</b>	Shots on goal	<b>SVS</b>	Saves	<b>SVS%</b>	Saves in percentage		



SAT 3 JUN 2023

Start Time 11:00

Play-offs - Game 15



## Line-ups

## GER - NOR

## Referee

RAPAK Martin (CZE)

## Linesmen

HUS Igor (SVK) , O'ROURKE Ryan (CAN)

## Goalkeepers

Team: GER

No.	Name	Gen
47	KUNST Simon	M
7	UHLEMANN Lars	M

## Team Line-ups

Team: GER (White)

No.	Pos.	Name	Gen
6	D	RAEDLER Hugo	M
3	F	DISVELD Bas +C	M
33	F	KUHLI-LAUENSTEIN Ingo +A	M
44	F	BRELAGE Jan Malte	M
77	F	WEDDE Joerg	M
69	D	SKLORZ Lucas	M
8	F	RENNHACK Frank +A	M
21	F	BETZ Steven	M
43	F	HERING Bernhard	M
97	F	SCHRADER Felix	M
52	D	PABST Robert	M
22	F	MUEHLHANS Veit	M

Head Coach: POKORNY Andreas

Team: NOR

No.	Name	Gen
1	SUNDT Andreas	M
39	GROENLIE Johan	M

Team: NOR (Red)

No.	Pos.	Name	Gen
9	D	VAERNES Morten	M
16	D	NORDSTOGA Knut Andre +C	M
17	F	SOLBERG Loyd Remi +A	M
22	F	BAKKE Audun	M
71	F	OISETH Ola +A	M
23	D	KLAKEGG Jan Roger	M
69	D	OEVERLI Fabian Cruickshank	M
20	F	HAMRE Martin	M
91	F	LYNGROTH Alexander	M
6	F	KIRSTISTUEN Emil	M
26	F	KRONBERG Viktor	M

Head Coach: BABEY Kenneth

## Legend:

**+A** Assistant Captain  
**Gen** Gender

**+C** Captain  
**M** Male

**D** Defence  
**No.** Jersey number

**F** Forward  
**Pos.** Position



SAT 3 JUN 2023

Start Time 11:00  
End Time 14:49

Play-offs - Game 15



## Game Summary

GER - NOR 1 - 6 (0 - 2, 1 - 2, 0 - 2)

Spectators	Referee	Linesmen
203	RAPAK Martin (CZE)	HUS Igor (SVK) , O'ROURKE Ryan (CAN)

## Team Statistics

Period	Score	SVS	SOG	PIM	TPP	PPG	SHG
1	0 : 2	9 : 3	3 : 11	0 : 2	02:00 : 00:00	0 : 0	0 : 1
2	1 : 2	5 : 1	2 : 7	4 : 0	00:00 : 03:07	0 : 1	0 : 0
3	0 : 2	7 : 3	3 : 9	0 : 0	00:00 : 00:00	0 : 0	0 : 0
<b>Total</b>	<b>1 : 6</b>	<b>21 : 7</b>	<b>8 : 27</b>	<b>4 : 2</b>	<b>02:00 : 03:07</b>	<b>0 : 1</b>	<b>0 : 1</b>

## 1st Period

Action	Time	ET/Res	Team	Type	No.	Name	(G)	Name of Assistant(s) / Action Description
GK	00:00		GER		47	KUNST S		- Goalkeeper in
GK	00:00		NOR		1	SUNDT A		- Goalkeeper in
Penalty	02:12	04:12	NOR	2 min.	91	LYNGROTH A		- Holding an opponent
Goal	03:52	0 : 1	NOR	SH1	71	OISETH O	(3)	On Ice GER 47 3 21 33 44 69 NOR 1 16 22 23 71
Goal	10:25	0 : 2	NOR	EQ	22	BAKKE A	(3)	71 OISETH O 17 SOLBERG LR On Ice GER 47 3 21 33 69 77 NOR 1 16 17 22 23 71

## 2nd Period

Action	Time	ET/Res	Team	Type	No.	Name	(G)	Name of Assistant(s) / Action Description
Penalty	18:12	19:19	GER	2 min.	33	KUHLLI-LAUENSTEIN I		- Hooking
Goal	19:19	0 : 3	NOR	PP1	71	OISETH O	(4)	16 NORDSTOGA KA 91 LYNGROTH A On Ice GER 47 6 43 44 97 NOR 1 16 17 22 71 91 *
Goal	23:35	1 : 3	GER	EQ	69	SKLORZ L	(1)	3 DISVELD B On Ice GER 47 3 8 21 33 69 NOR 1 9 20 23 69 91
Goal	25:09	1 : 4	NOR	EQ	71	OISETH O	(5)	17 SOLBERG LR On Ice GER 47 3 8 21 33 69 NOR 1 9 17 22 71 91
Penalty	25:54	27:54	GER	2 min.	6	RAEDLER H		- Charging

## 3rd Period

Action	Time	ET/Res	Team	Type	No.	Name	(G)	Name of Assistant(s) / Action Description
Goal	37:10	1 : 5	NOR	EQ	91	LYNGROTH A	(1)	20 HAMRE M On Ice GER 47 6 43 52 69 97 NOR 1 9 16 20 69 91
Goal	38:26	1 : 6	NOR	EQ	17	SOLBERG LR	(2)	22 BAKKE A On Ice GER 47 6 8 43 44 97 NOR 1 9 17 22 23 71
GK	45:00		GER					47 KUNST S - Goalkeeper out
GK	45:00		NOR					1 SUNDT A - Goalkeeper out

## Goalkeeper Records

Team : GER - Germany

No.	Name	SOG	SVS	MIP
47	KUNST Simon	27	21	45:00
7	UHLEMANN Lars			

Team : NOR - Norway

No.	Name	SOG	SVS	MIP
1	SUNDT Andreas	8	7	45:00
39	GROENLIE Johan			

## Game Statistics

Team : GER (White)

Head Coach : POKORNY Andreas

No.	Pos.	Name	Gen	G	A	PTS	PIM	Shots on Goal				+/-
								1	2	3	TS	
3	F	DISVELD Bas +C	M	0	1	1	0	0	0	0	0	-2
6	D	RAEDLER Hugo	M	0	0	0	2	0	0	0	0	-2
33	F	KUHLLI-LAUENSTEIN Ingo +A	M	0	0	0	2	0	1	0	1	-2
44	F	BRELAGE Jan Malte	M	0	0	0	0	0	0	0	0	-2
77	F	WEDDE Joerg	M	0	0	0	0	0	0	0	0	-1
8	F	RENNHACK Frank +A	M	0	0	0	0	1	0	2	3	-1
21	F	BETZ Steven	M	0	0	0	0	0	0	0	0	-2





SAT 3 JUN 2023

Start Time 11:00  
End Time 14:49

Head Coach : POKORNY Andreas

No.	Pos.	Name	Gen	G	A	PTS	PIM	Shots on Goal				+/-
								1	2	3	TS	
43	F	HERING Bernhard	M	0	0	0	0	2	0	1	3	-2
69	D	SKLORZ Lucas (BP)	M	1	0	1	0	0	1	0	1	-3
97	F	SCHRADER Felix	M	0	0	0	0	0	0	0	0	-2
22	F	MUEHLHANS Veit	M	0	0	0	0	0	0	0	0	0
52	D	PABST Robert	M	0	0	0	0	0	0	0	0	-1
7	GK	UHLEMANN Lars	M	0	0	0	0	0	0	0	0	0
47	GK	KUNST Simon	M	0	0	0	0	0	0	0	0	0
<b>Total</b>				<b>1</b>	<b>1</b>	<b>2</b>	<b>4</b>	<b>3</b>	<b>2</b>	<b>3</b>	<b>8</b>	

Team : NOR (Red)

Head Coach : BABEY Kenneth

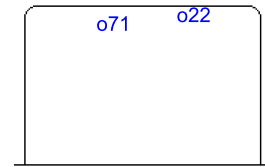
No.	Pos.	Name	Gen	G	A	PTS	PIM	Shots on Goal				+/-
								1	2	3	TS	
9	D	VAERNES Morten	M	0	0	0	0	2	0	0	2	+2
16	D	NORDSTOGA Knut Andre +C (BP)	M	0	1	1	0	2	0	2	4	+3
17	F	SOLBERG Loyd Remi +A	M	1	2	3	0	0	2	2	4	+3
22	F	BAKKE Audun	M	1	1	2	0	1	0	0	1	+4
71	F	OISETH Ola +A	M	3	1	4	0	5	5	2	12	+4
20	F	HAMRE Martin	M	0	1	1	0	0	0	1	1	0
23	D	KLAKEGG Jan Roger	M	0	0	0	0	1	0	1	2	+2
69	D	OEVERLI Fabian Cruickshank	M	0	0	0	0	0	0	0	0	0
91	F	LYNGROTH Alexander	M	1	1	2	2	0	0	1	1	+1
6	F	KIRSTISTUEN Emil	M	0	0	0	0	0	0	0	0	0
26	F	KRONBERG Viktor	M	0	0	0	0	0	0	0	0	0
1	GK	SUNDT Andreas	M	0	0	0	0	0	0	0	0	0
39	GK	GROENLIE Johan	M	0	0	0	0	0	0	0	0	0
<b>Total</b>				<b>6</b>	<b>7</b>	<b>13</b>	<b>2</b>	<b>11</b>	<b>7</b>	<b>9</b>	<b>27</b>	

Legend:							
<b>(G)</b>	Goals in tournament	*	does not count for Plus/minus	<b>+/-</b>	Plus/minus net	<b>+A</b>	Assistant Captain
<b>+C</b>	Captain	<b>A</b>	Assists	<b>D</b>	Defence	<b>EQ</b>	Equal strength
<b>ET/Res</b>	Penalty end time/Result of game	<b>F</b>	Forward	<b>G</b>	Goals	<b>Gen</b>	Gender
<b>GK</b>	Goalkeeper	<b>M</b>	Male	<b>MIP</b>	Minutes in play (GK)	<b>No.</b>	Jersey number
<b>PIM</b>	Penalties in minutes	<b>Pos.</b>	Position	<b>PP1</b>	Power play - 1 player	<b>PPG</b>	Power play goals
<b>PTS</b>	Points	<b>SH1</b>	Shorthanded - 1 player	<b>SHG</b>	Shorthanded goals	<b>SOG</b>	Shots on goal
<b>SVS</b>	Saves	<b>TPP</b>	Time on power play	<b>TS</b>	Total shots		



### Shot Chart GER - NOR

Shots by NOR  
Goals (o): 2    SSG (+): 9  
SSP (<): 0    SPG (-): 0



GK 47 of GER



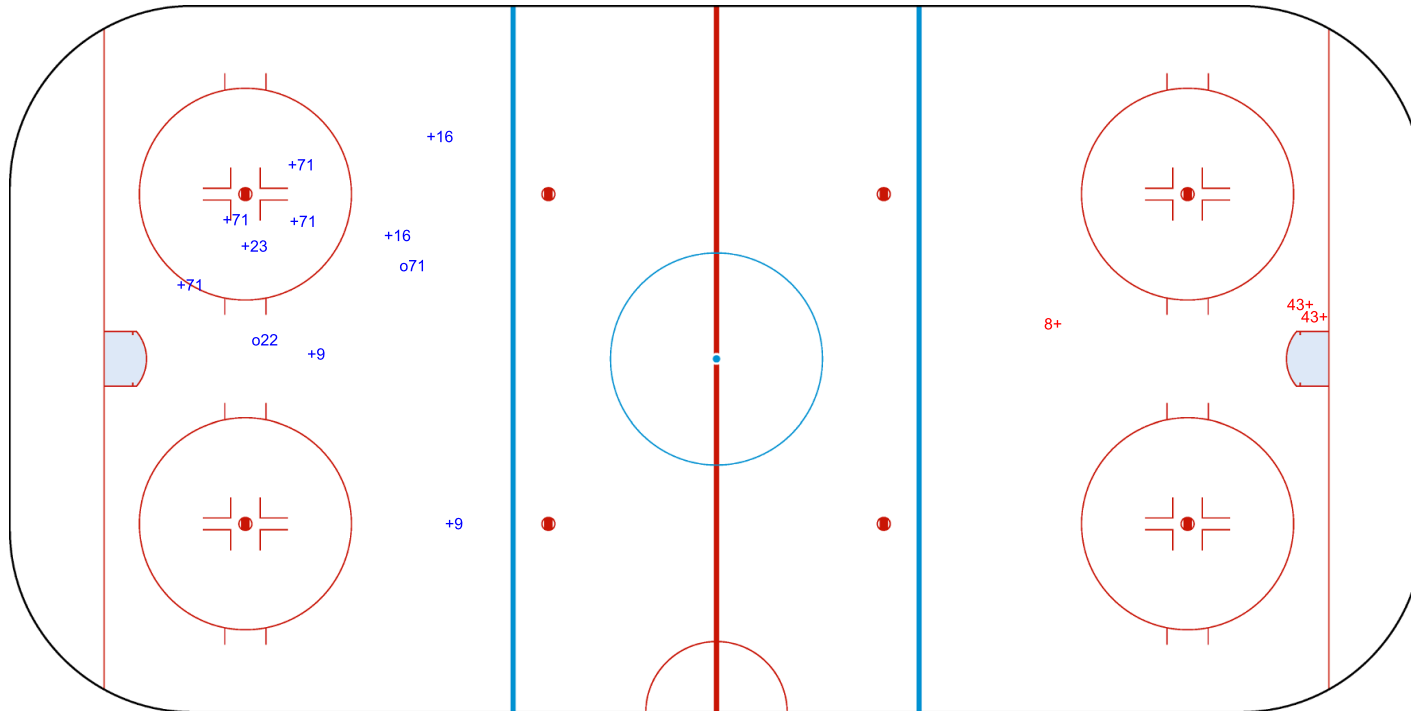
Period: 1



Shots by GER  
Goals (o): 0    SSG (+): 3  
SSP (>): 0    SPG (-): 0



GK 1 of NOR






Shots by GER

Goals (o): 1

SSG (+): 1

SSP (<): 0

SPG (-): 0



o69

GK 1 of NOR



Period: 2




Shots by NOR

Goals (o): 2

SSG (+): 5

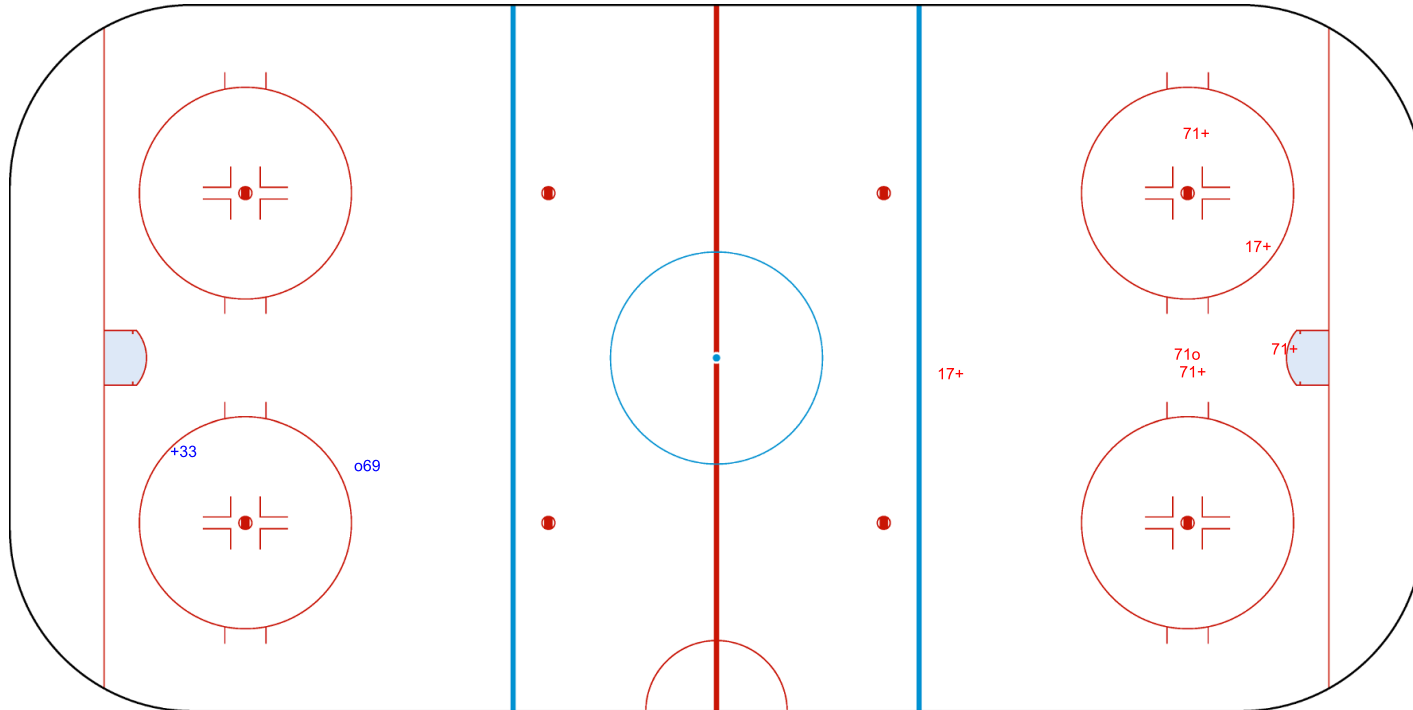
SSP (>): 0

SPG (-): 0



o71

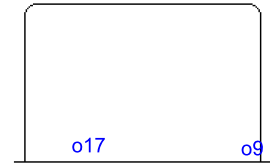
GK 47 of GER





Shots by NOR

Goals (o): 2    SSG (+): 7  
SSP (<): 0    SPG (-): 0



GK 47 of GER



Period: 3

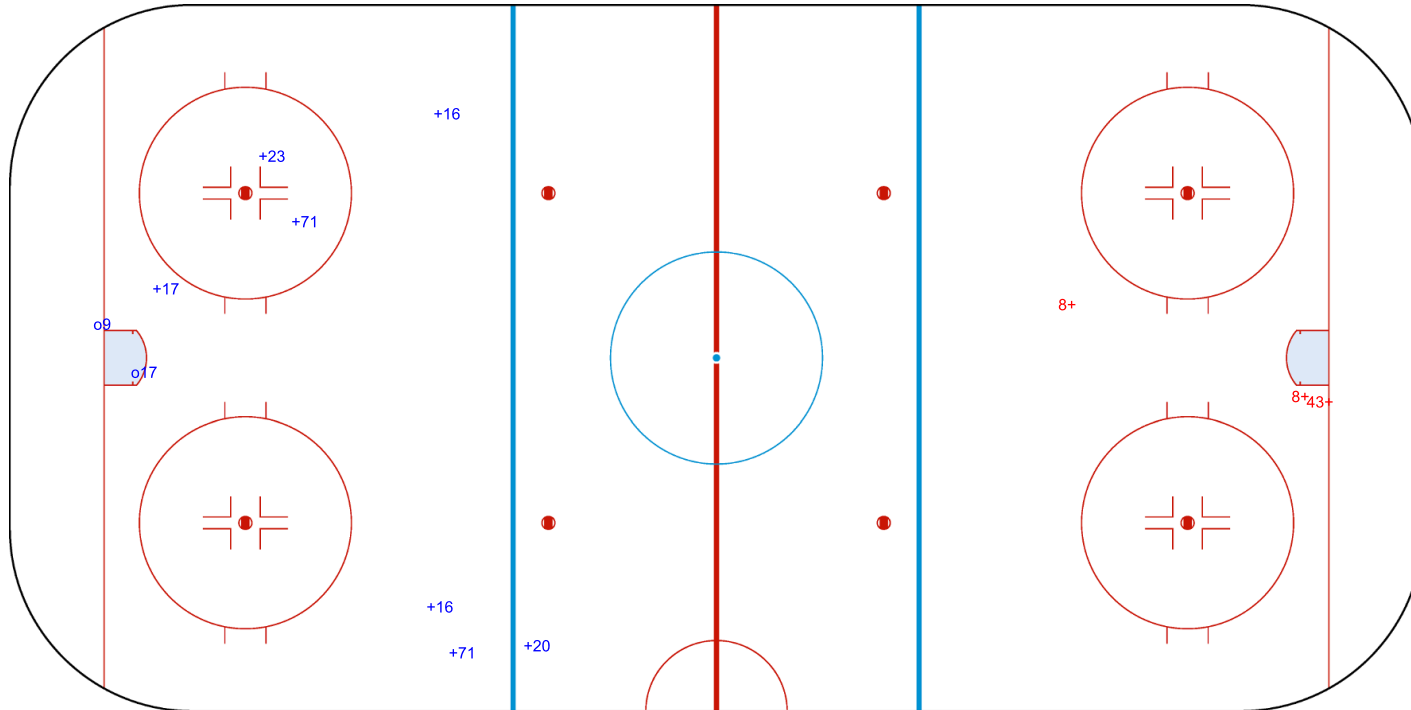


Shots by GER

Goals (o): 0    SSG (+): 3  
SSP (>): 0    SPG (-): 0



GK 1 of NOR



Legend:	
<b>GK</b>	Goalkeeper
<b>SPG</b>	Shots past goal
<b>SSG</b>	Shots saved by goalkeeper
<b>SSP</b>	Shots saved by player



Face-off Chart  
GER - NOR

PERIOD 1

	GER		NOR		GER		NOR		Total wins all zones	
	Def. zone	Att. zone	Neutral zone	Neutral zone	Att. zone	Def. zone	Att. zone	Def. zone	GER	NOR
	- 8	+ 71	- 3	+ 71	- 3	+ 71				
	+ 8	- 71	- 8	+ 71	+ 8	- 71				
	+ 3	- 20	- 8	+ 91	- 3	+ 91				
	- 3	+ 71								
	+ 33	- 91								
	+ 3	- 71								
	- 8	+ 71								
	- 3	+ 71								
	- 43	+ 71								
	+ 3	- 71								
Total wins / period	5 / 50%	5 / 50%	0 / 0%	3 / 100%	1 / 33%	2 / 67%			6 / 38%	10 / 62%

PERIOD 2

	GER		NOR		GER		NOR		Total wins all zones	
	Def. zone	Att. zone	Neutral zone	Neutral zone	Att. zone	Def. zone	Att. zone	Def. zone	GER	NOR
	- 43	+ 71	+ 3	- 71	+ 33	- 71				
	+ 43	- 91	+ 3	- 91	- 3	+ 71				
	+ 43	- 71	+ 43	- 71	+ 43	- 71				
	+ 43	- 71	+ 3	- 91	- 3	+ 20				
					+ 3	- 22				
					- 3	+ 71				
Total wins / period	3 / 75%	1 / 25%	4 / 100%	0 / 0%	3 / 50%	3 / 50%			10 / 71%	4 / 29%

PERIOD 3

	GER		NOR		GER		NOR		Total wins all zones	
	Def. zone	Att. zone	Neutral zone	Neutral zone	Att. zone	Def. zone	Att. zone	Def. zone	GER	NOR
	+ 43	- 91	- 3	+ 71	- 8	+ 71				
	- 3	+ 71	- 52	+ 91	+ 43	- 20				
	+ 3	- 91	- 3	+ 71						
			+ 43	- 20						
Total wins / period	2 / 67%	1 / 33%	1 / 25%	3 / 75%	1 / 50%	1 / 50%			4 / 44%	5 / 56%

TOTAL

	GER		NOR		GER		NOR		Total wins all zones	
	Def. zone	Att. zone	Neutral zone	Neutral zone	Att. zone	Def. zone	Att. zone	Def. zone	GER	NOR
Total wins / game	10 / 59%	7 / 41%	5 / 45%	6 / 55%	5 / 45%	6 / 55%			20 / 51%	19 / 49%



HEAD TO HEAD

		NOR								
	No.	20	22	71	91	Tot	wins GER	Dz	Nz	Az
GER	3	1 - 1	1 - 0	3 - 9	3 - 1	19	8 42%	4 57%	3 50%	1 17%
	8			2 - 4	0 - 1	7	2 29%	1 33%	0 0%	1 50%
	33			1 - 0	1 - 0	2	2 100%	1 100%		1 100%
	43	2 - 0		4 - 2	2 - 0	10	8 80%	4 67%	2 100%	2 100%
	52				0 - 1	1	0 0%		0 0%	
	<b>Tot</b>		4	1	25	9	39	20 51%	10 59%	5 45%
<b>wins NOR</b>		1 25%	0 0%	15 60%	3 33%	19 49%				
<b>Dz</b>		1 50%	0 0%	4 57%	1 100%	6 55%				
<b>Nz</b>		0 0%		4 67%	2 50%	6 55%				
<b>Az</b>		0 0%		7 58%	0 0%	7 41%				

<b>Legend:</b>	<b>Az</b> Attacking zone	<b>Dz</b> Defending zone	<b>No.</b> Jersey number	<b>Nz</b> Neutral zone	<b>Tot.</b> Total face-offs played
----------------	--------------------------	--------------------------	--------------------------	------------------------	------------------------------------



SAT 3 JUN 2023

Start Time 15:00

Play-offs, Game 16



## Game Roster

## USA - CHN

## Referee

MYERS Patrick (CAN)

## Linesmen

HERMANSEN OSWOLD Marius (NOR) , LUNDEN Andreas (SWE)

## Goalkeepers

Team: USA

No.	Name	Gen	GP	MIP	GA	SVS	SOG	SVS%	GAA
29	LAMARRE Griffin	M	3	45:00	0	6	6	100.00	0.00
32	LEE Jen	M	3	90:00	1	18	19	94.74	0.50

## Team Roster

Team: USA (Blue)

No.	Pos.	Name	Gen	GP	G	A	PTS	PIM	+/-
3	F	ADAM Brandon	M	1	0	0	0	0	+1
4	F	ROYBAL Brody	M	2	2	1	3	0	+2
8	D	WALLACE Jack	M	3	1	3	4	2	+8
9	F	DODSON Travis	M	3	5	1	6	0	+7
10	F	BOLTON Brett	M	1	0	0	0	0	+2
14	F	MUSSELMAN Benjamin	M	2	0	1	1	2	+1
16	F	FARMER Declan	M	3	4	1	5	2	+7
17	D	DOUGLAS Christopher	M	3	1	3	4	0	+4
18	F	NICHOLS Evan	M	3	1	0	1	0	+2
19	F	JONES Malik	M	3	2	2	4	0	+4
22	F	GROVE Noah	M	3	1	3	4	0	+8
24	F	MISIEWICZ Joshua	M	3	0	1	1	0	+5
27	D	PAULS Josh	M	3	1	0	1	0	+10
29	GK	LAMARRE Griffin	M	3	0	0	0	0	
32	GK	LEE Jen	M	3	0	0	0	0	
37	D	EUSTACE David	M	3	1	2	3	4	+7
88	F	McKEE Kevin	M	3	0	4	4	0	+6

Head Coach: HOFF David

Team: CHN

No.	Name	Gen	GP	MIP	GA	SVS	SOG	SVS%	GAA
1	WANG Wei	M	4	90:00	3	15	18	83.33	1.50
20	JI Yan Zhao	M	4	90:00	1	19	20	95.00	0.50

Team: CHN (Yellow)

No.	Pos.	Name	Gen	GP	G	A	PTS	PIM	+/-
1	GK	WANG Wei	M	4	0	0	0	0	0
3	D	LYU Zhi	M	4	0	4	4	4	+10
5	D	BAI Xue Song	M	1	0	0	0	2	0
7	D	XU Jin Qiang	M	3	1	1	2	2	+3
8	F	WANG Zhi Dong	M	4	7	1	8	4	+12
12	D	CHE Hang	M	3	1	0	1	0	+2
15	F	SONG Xiao Dong	M	3	0	0	0	0	0
17	F	SHEN Yi Feng	M	4	12	3	15	0	+14
18	F	WANG Ju Jiang	M	3	0	0	0	0	-1
19	F	ZHANG Zheng	M	4	2	4	6	2	+8
20	GK	JI Yan Zhao	M	4	0	0	0	0	0
22	D	HU Guang Jian	M	4	0	2	2	8	+10
23	F	CUI Yu Tao	M	4	1	5	6	0	+10
24	D	ZHU Zhan Fu	M	4	0	3	3	2	+6
28	F	TIAN Jin Tao	M	4	2	2	4	4	+12
30	F	QIU Dian Peng	M	4	0	1	1	2	0
32	F	LI Hong Guan	M	3	3	2	5	2	+7

Head Coach: YIN Jiwu

## Legend:

<b>+/-</b>	Plus/minus net	<b>A</b>	Assists	<b>D</b>	Defence	<b>F</b>	Forward
<b>G</b>	Goals	<b>GA</b>	Goals against	<b>GAA</b>	Goals against as average per 45 minutes	<b>Gen</b>	Gender
<b>GK</b>	Goalkeeper	<b>GP</b>	Games played	<b>M</b>	Male	<b>MIP</b>	Minutes and seconds played
<b>No.</b>	Jersey number	<b>PIM</b>	Penalties in minutes	<b>Pos.</b>	Position	<b>PTS</b>	Points
<b>SOG</b>	Shots on goal	<b>SVS</b>	Saves	<b>SVS%</b>	Saves in percentage		



Line-ups

REVISED  
3 JUN 23:02

USA - CHN

Referee

MYERS Patrick (CAN)

Linesmen

HERMANSEN OSWOLD Marius (NOR) , LUNDEN Andreas (SWE)

Goalkeepers

Team: USA

No.	Name	Gen
32	LEE Jen	M
29	LAMARRE Griffin	M

Team: CHN

No.	Name	Gen
1	WANG Wei	M
20	JI Yan Zhao	M

Team Line-ups

Team: USA (Blue)

No.	Pos.	Name	Gen
27	D	PAULS Josh +C	M
16	F	FARMER Declan +A	M
18	F	NICHOLS Evan	M
19	F	JONES Malik	M
22	F	GROVE Noah	M
8	D	WALLACE Jack	M
17	D	DOUGLAS Christopher	M
4	F	ROYBAL Brody	M
14	F	MUSSELMAN Benjamin	M
24	F	MISIEWICZ Joshua	M
37	D	EUSTACE David	M
9	F	DODSON Travis	M
88	F	McKEE Kevin	M

Head Coach: HOFF David

NOT DRESSED:

3	F	ADAM Brandon	M
10	F	BOLTON Brett	M

Team: CHN (Yellow)

No.	Pos.	Name	Gen
22	D	HU Guang Jian	M
24	D	ZHU Zhan Fu	M
8	F	WANG Zhi Dong	M
23	F	CUI Yu Tao +C	M
30	F	QIU Dian Peng	M
3	D	LYU Zhi	M
7	D	XU Jin Qiang +A	M
17	F	SHEN Yi Feng	M
19	F	ZHANG Zheng	M
28	F	TIAN Jin Tao	M
12	D	CHE Hang	M
18	F	WANG Ju Jiang	M
32	F	LI Hong Guan	M

Head Coach: YIN Jiwu

NOT DRESSED:

5	D	BAI Xue Song +A	M
15	F	SONG Xiao Dong	M

Legend:

<b>+A</b>	Assistant Captain	<b>+C</b>	Captain	<b>D</b>	Defence	<b>F</b>	Forward
<b>Gen</b>	Gender	<b>M</b>	Male	<b>No.</b>	Jersey number	<b>Pos.</b>	Position

REVISED

REVISED to correct C and A for team USA.





SAT 3 JUN 2023

Start Time 15:00

End Time 18:48

Play-offs, Game 16



## Game Summary

USA - CHN 10 - 2 (4 - 1 , 4 - 0 , 2 - 1)

Spectators	Referee	Linesmen
689	MYERS Patrick (CAN)	HERMANSEN OSWOLD Marius (NOR) , LUNDEN Andreas (SWE)

## Team Statistics

Period	Score	SVS	SOG	PIM	TPP	PPG	SHG
1	4 : 1	1 : 7	11 : 2	0 : 0	00:00 : 00:00	0 : 0	0 : 0
2	4 : 0	1 : 3	7 : 1	0 : 2	02:00 : 00:00	0 : 0	0 : 0
3	2 : 1	3 : 3	5 : 4	0 : 0	00:00 : 00:00	0 : 0	0 : 0
<b>Total</b>	<b>10 : 2</b>	<b>5 : 13</b>	<b>23 : 7</b>	<b>0 : 2</b>	<b>02:00 : 00:00</b>	<b>0 : 0</b>	<b>0 : 0</b>

## 1st Period

Action	Time	ET/Res	Team	Type	No.	Name	(G) Name of Assistant(s) / Action Description
GK	00:00		CHN		20	JI YZ	- Goalkeeper in
GK	00:00		USA		32	LEE J	- Goalkeeper in
Goal	00:55	1 : 0	USA	EQ	14	MUSSELMAN B	(1) 8 WALLACE J On Ice USA 32 4 8 14 17 24 CHN 20 7 8 23 24 32
Goal	02:25	2 : 0	USA	EQ	19	JONES M	(3) 16 FARMER D On Ice USA 32 8 16 17 18 19 CHN 20 3 17 19 22 28
Goal	05:48	3 : 0	USA	EQ	16	FARMER D	(5) 19 JONES M On Ice USA 32 16 18 19 22 27 18 NICHOLS E CHN 20 7 8 23 24 32
Goal	09:49	3 : 1	CHN	EQ	32	LI HG	(4) On Ice USA 32 9 22 27 37 88 CHN 20 3 8 22 23 32
Goal	13:41	4 : 1	USA	EQ	19	JONES M	(4) 27 PAULS J On Ice USA 32 16 18 19 22 27 22 GROVE N CHN 20 7 8 23 24 32

## 2nd Period

Action	Time	ET/Res	Team	Type	No.	Name	(G) Name of Assistant(s) / Action Description
Goal	18:02	5 : 1	USA	EQ	88	McKEE K	(1) 37 EUSTACE D On Ice USA 32 9 22 27 37 88 CHN 20 7 12 18 24 30
Goal	19:07	6 : 1	USA	EQ	16	FARMER D	(6) 8 WALLACE J On Ice USA 32 8 16 17 18 19 19 JONES M CHN 20 3 8 22 23 32
Penalty	24:15	26:15	CHN	2 min.	22	HU GJ	- Delaying the Game
Goal	28:17	7 : 1	USA	EQ	4	ROYBAL B	(3) 18 NICHOLS E On Ice USA 32 4 8 16 17 24 24 MISIEWICZ J CHN 20 3 8 22 23 32
Goal	29:19	8 : 1	USA	EQ	4	ROYBAL B	(4) 16 FARMER D On Ice USA 32 4 8 16 17 24 17 DOUGLAS C CHN 20 3 8 22 23 32

## 3rd Period

Action	Time	ET/Res	Team	Type	No.	Name	(G) Name of Assistant(s) / Action Description
GK	30:00		USA		29	LAMARRE G	- Goalkeeper in
Goal	30:59	9 : 1	USA	EQ	16	FARMER D	(7) 19 JONES M On Ice USA 29 8 16 18 19 22 22 GROVE N CHN 20 7 8 23 24 32
Goal	31:23	10 : 1	USA	EQ	4	ROYBAL B	(5) 14 MUSSELMAN B On Ice USA 29 4 8 14 17 24 24 MISIEWICZ J CHN 20 3 17 19 22 28
Goal	41:37	10 : 2	CHN	EQ	8	WANG ZD	(8) 17 SHEN YF On Ice USA 29 16 18 19 22 27 CHN 20 7 8 17 23 24
GK	45:00		USA				29 LAMARRE G - Goalkeeper out
GK	45:00		CHN				20 JI YZ - Goalkeeper out

## Goalkeeper Records

Team : USA - United States

No.	Name	SOG	SVS	MIP
32	LEE Jen	3	2	30:00
29	LAMARRE Griffin	4	3	15:00

Team : CHN - China

No.	Name	SOG	SVS	MIP
20	JI Yan Zhao	23	13	45:00
1	WANG Wei			

## Game Statistics

Team : USA (Blue)



SAT 3 JUN 2023

Start Time 15:00  
End Time 18:48

Play-offs, Game 16



Head Coach : HOFF David

No.	Pos.	Name	Gen	G	A	PTS	PIM	Shots on Goal				+/-
								1	2	3	TS	
16	F	FARMER Declan +A	M	3	2	5	0	4	1	3	8	+6
18	F	NICHOLS Evan	M	0	2	2	0	2	0	0	2	+4
19	F	JONES Malik (BP)	M	2	3	5	0	4	0	0	4	+4
22	F	GROVE Noah	M	0	2	2	0	0	0	0	0	+2
27	D	PAULS Josh +C	M	0	1	1	0	0	2	0	2	+1
4	F	ROYBAL Brody	M	3	0	3	0	0	2	1	3	+4
8	D	WALLACE Jack	M	0	2	2	0	0	0	0	0	+7
14	F	MUSSELMAN Benjamin	M	1	1	2	0	1	0	0	1	+2
17	D	DOUGLAS Christopher	M	0	1	1	0	0	1	1	2	+6
24	F	MISIEWICZ Joshua	M	0	2	2	0	0	0	0	0	+4
9	F	DODSON Travis	M	0	0	0	0	0	0	0	0	0
37	D	EUSTACE David	M	0	1	1	0	0	0	0	0	0
88	F	McKEE Kevin	M	1	0	1	0	0	1	0	1	0
29	GK	LAMARRE Griffin	M	0	0	0	0	0	0	0	0	0
32	GK	LEE Jen	M	0	0	0	0	0	0	0	0	0
<b>Total</b>				<b>10</b>	<b>17</b>	<b>27</b>	<b>0</b>	<b>11</b>	<b>7</b>	<b>5</b>	<b>23</b>	

Team : CHN (Yellow)

Head Coach : YIN Jiwu

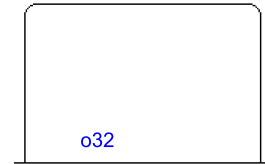
No.	Pos.	Name	Gen	G	A	PTS	PIM	Shots on Goal				+/-
								1	2	3	TS	
8	F	WANG Zhi Dong	M	1	0	1	0	0	0	1	1	-5
22	D	HU Guang Jian	M	0	0	0	2	0	0	0	0	-4
23	F	CUI Yu Tao +C	M	0	0	0	0	0	0	0	0	-5
24	D	ZHU Zhan Fu	M	0	0	0	0	0	0	0	0	-4
30	F	QIU Dian Peng	M	0	0	0	0	0	0	0	0	-1
3	D	LYU Zhi	M	0	0	0	0	1	0	1	2	-4
7	D	XU Jin Qiang +A (BP)	M	0	0	0	0	0	1	0	1	-4
17	F	SHEN Yi Feng	M	0	1	1	0	0	0	1	1	-1
19	F	ZHANG Zheng	M	0	0	0	0	0	0	1	1	-2
28	F	TIAN Jin Tao	M	0	0	0	0	0	0	0	0	-2
12	D	CHE Hang	M	0	0	0	0	0	0	0	0	-1
18	F	WANG Ju Jiang	M	0	0	0	0	0	0	0	0	-1
32	F	LI Hong Guan	M	1	0	1	0	1	0	0	1	-6
1	GK	WANG Wei	M	0	0	0	0	0	0	0	0	0
20	GK	JI Yan Zhao	M	0	0	0	0	0	0	0	0	0
<b>Total</b>				<b>2</b>	<b>1</b>	<b>3</b>	<b>2</b>	<b>2</b>	<b>1</b>	<b>4</b>	<b>7</b>	

Legend:							
<b>(G)</b>	Goals in tournament	<b>+/-</b>	Plus/minus net	<b>+A</b>	Assistant Captain	<b>+C</b>	Captain
<b>A</b>	Assists	<b>D</b>	Defence	<b>EQ</b>	Equal strength	<b>ET/Res</b>	Penalty end time/Result of game
<b>F</b>	Forward	<b>G</b>	Goals	<b>Gen</b>	Gender	<b>GK</b>	Goalkeeper
<b>M</b>	Male	<b>MIP</b>	Minutes in play (GK)	<b>No.</b>	Jersey number	<b>PIM</b>	Penalties in minutes
<b>Pos.</b>	Position	<b>PPG</b>	Power play goals	<b>PTS</b>	Points	<b>SHG</b>	Shorthanded goals
<b>SOG</b>	Shots on goal	<b>SVS</b>	Saves	<b>TPP</b>	Time on power play	<b>TS</b>	Total shots



### Shot Chart USA - CHN

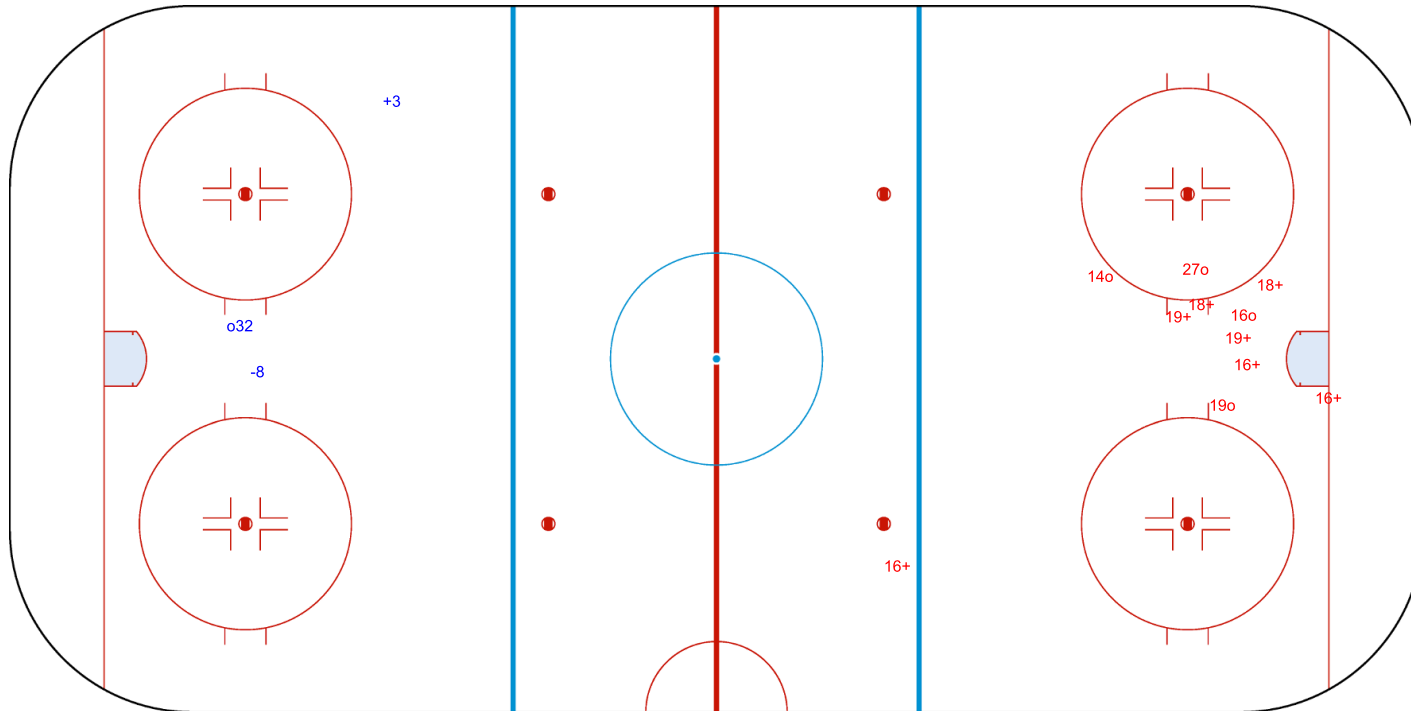
Shots by CHN  
Goals (o): 1    SSG (+): 1  
SSP (<): 0    SPG (-): 1



GK 32 of USA



Period: 1



Shots by USA  
Goals (o): 4    SSG (+): 7  
SSP (>): 0    SPG (-): 0




GK 20 of CHN



Shots by USA

Goals (o): 4    SSG (+): 3  
SSP (<): 0    SPG (-): 0



GK 20 of CHN



Period: 2

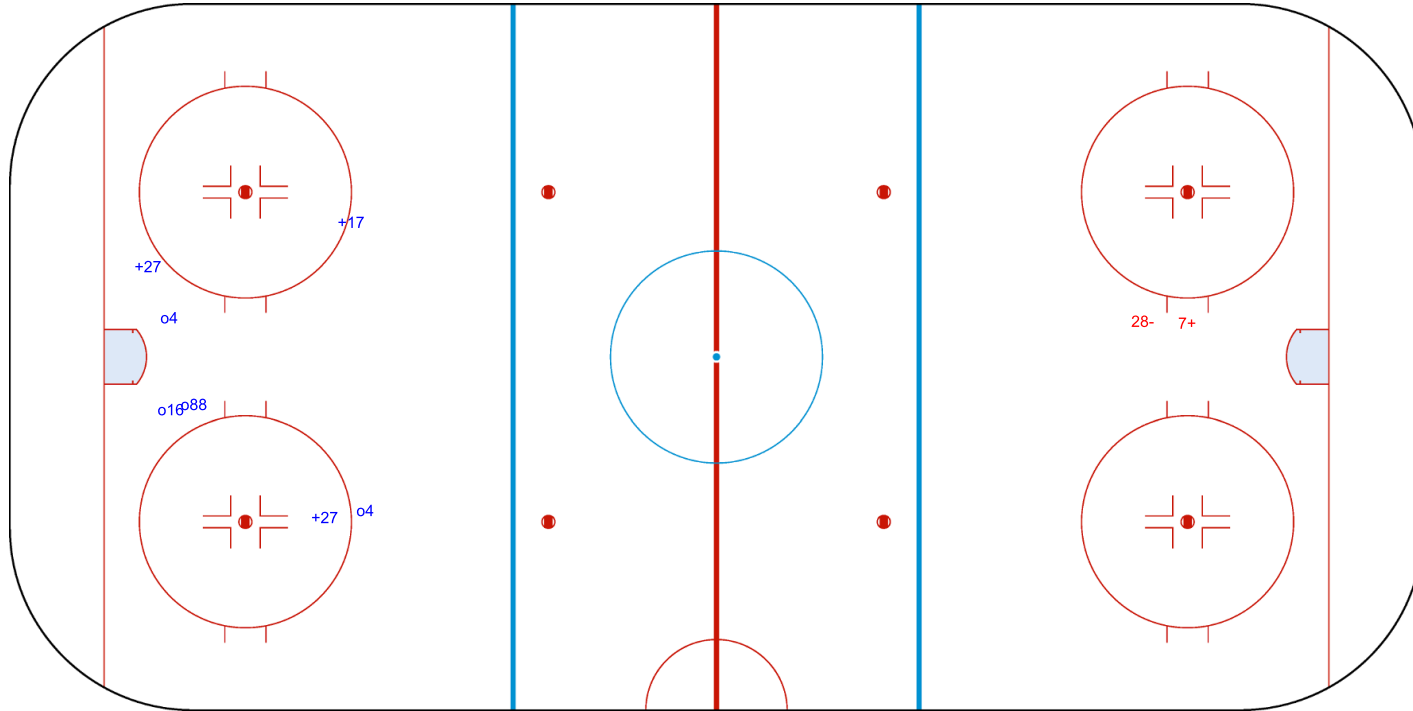


Shots by CHN

Goals (o): 0    SSG (+): 1  
SSP (>): 0    SPG (-): 1




GK 32 of USA





Shots by CHN

Goals (o): 1    SSG (+): 3  
SSP (<): 0    SPG (-): 0



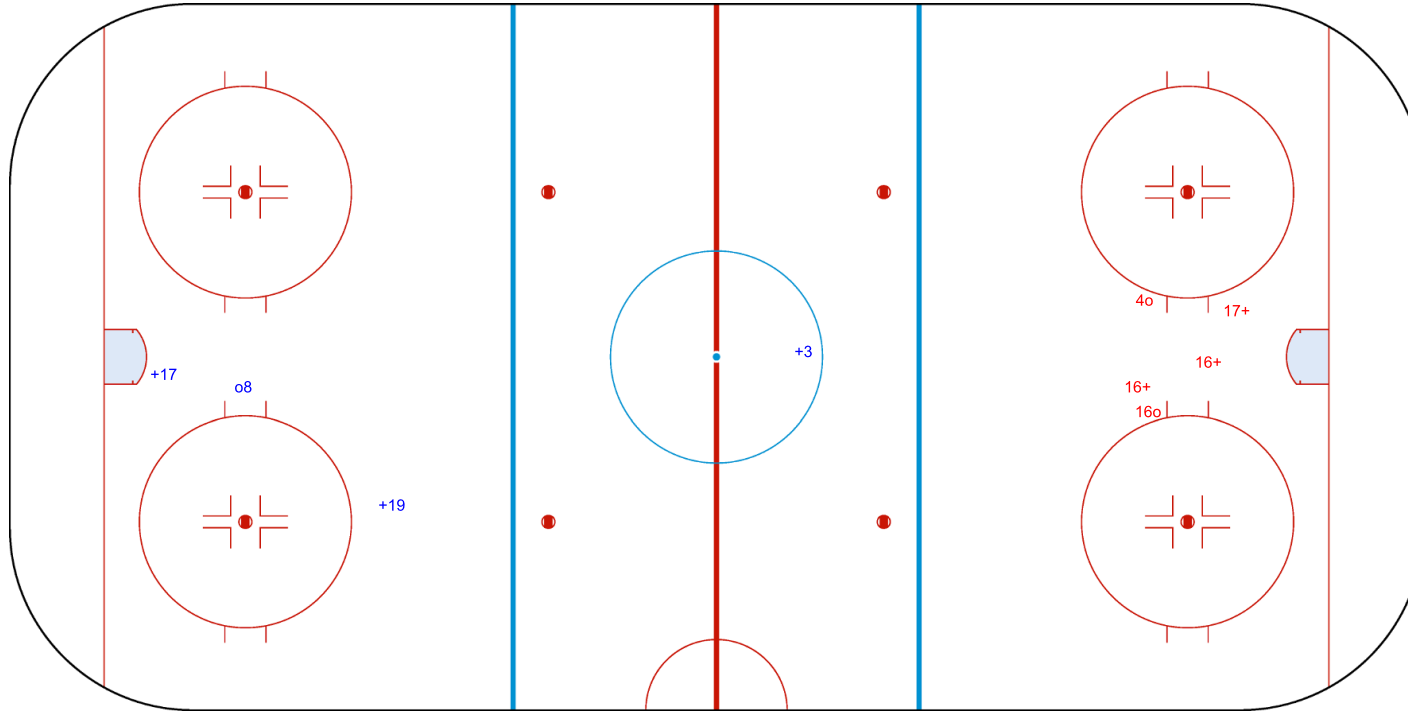
GK 29 of USA



GK 32 of USA

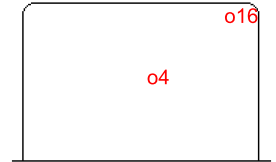


Period: 3



Shots by USA

Goals (o): 2    SSG (+): 3  
SSP (>): 0    SPG (-): 0



GK 20 of CHN

<b>Legend:</b>							
<b>GK</b>	Goalkeeper	<b>SPG</b>	Shots past goal	<b>SSG</b>	Shots saved by goalkeeper	<b>SSP</b>	Shots saved by player



Face-off Chart  
USA - CHN

PERIOD 1

	USA		CHN		USA		CHN		USA		CHN		Total wins all zones				
	Def. zone	Att. zone	Neutral zone	Neutral zone	Att. zone	Def. zone	Att. zone	Def. zone	Att. zone	Def. zone	Att. zone						
	- 88	+ 8	+ 16	- 8	- 24	+ 8	+ 16	- 12	+ 88	- 28	+ 16	- 28	<table border="1"> <thead> <tr> <th>USA</th> <th>CHN</th> </tr> </thead> <tbody> <tr> <td>15 / 75%</td> <td>5 / 25%</td> </tr> </tbody> </table>	USA	CHN	15 / 75%	5 / 25%
USA	CHN																
15 / 75%	5 / 25%																
			+ 88	- 28	- 16	+ 8	+ 16	- 12	+ 88	- 28	+ 16	- 28					
			- 88	+ 28	+ 88	- 28	+ 16	- 12	+ 16	- 12	+ 16	- 28					
			- 24	+ 8	+ 16	- 12	+ 16	- 12	+ 16	- 28	+ 24	- 12					
			+ 24	- 28	+ 16	- 12	+ 16	- 28	+ 88	- 12	+ 16	- 8					
			+ 24	- 8	+ 16	- 28	+ 16	- 28	+ 16	- 8	+ 16	- 28					
			+ 16	- 8	+ 24	- 12	+ 88	- 12	+ 16	- 8	+ 16	- 28					
			+ 16	- 28	+ 88	- 12	+ 16	- 8	+ 16	- 8	+ 16	- 28					
			+ 16	- 17	+ 16	- 28	+ 16	- 8	+ 16	- 8	+ 16	- 28					
Total wins / period	0 / 0%	1 / 100%	7 / 78%	2 / 22%	8 / 80%	2 / 20%											

PERIOD 2

	USA		CHN		USA		CHN		USA		CHN		Total wins all zones				
	Def. zone	Att. zone	Neutral zone	Neutral zone	Att. zone	Def. zone	Att. zone	Def. zone	Att. zone	Def. zone	Att. zone						
	- 24	+ 28	- 16	+ 8	+ 16	- 8	+ 16	- 8	- 88	+ 19	+ 16	- 8	<table border="1"> <thead> <tr> <th>USA</th> <th>CHN</th> </tr> </thead> <tbody> <tr> <td>8 / 57%</td> <td>6 / 43%</td> </tr> </tbody> </table>	USA	CHN	8 / 57%	6 / 43%
USA	CHN																
8 / 57%	6 / 43%																
	+ 24	- 12	+ 16	- 8	- 88	+ 19	+ 16	- 8	+ 16	- 28	+ 16	- 8					
			- 24	+ 28	+ 16	- 8	+ 16	- 28	- 88	+ 12	+ 16	- 8					
			+ 16	- 8	+ 16	- 28	+ 16	- 28	- 88	+ 12	+ 16	- 8					
			+ 19	- 28	+ 16	- 28	+ 16	- 28	- 88	+ 12	+ 16	- 8					
			- 19	+ 28	+ 16	- 28	+ 16	- 28	- 88	+ 12	+ 16	- 8					
					+ 16	- 8	+ 16	- 28	- 88	+ 12	+ 16	- 8					
					+ 16	- 8	+ 16	- 28	- 88	+ 12	+ 16	- 8					
					+ 16	- 8	+ 16	- 28	- 88	+ 12	+ 16	- 8					
Total wins / period	1 / 50%	1 / 50%	3 / 50%	3 / 50%	4 / 67%	2 / 33%											

PERIOD 3

	USA		CHN		USA		CHN		USA		CHN		Total wins all zones				
	Def. zone	Att. zone	Neutral zone	Neutral zone	Att. zone	Def. zone	Att. zone	Def. zone	Att. zone	Def. zone	Att. zone						
	- 24	+ 28	+ 16	- 8	+ 88	- 28	+ 16	- 12	+ 24	- 8	- 88	+ 8	<table border="1"> <thead> <tr> <th>USA</th> <th>CHN</th> </tr> </thead> <tbody> <tr> <td>6 / 46%</td> <td>7 / 54%</td> </tr> </tbody> </table>	USA	CHN	6 / 46%	7 / 54%
USA	CHN																
6 / 46%	7 / 54%																
	- 24	+ 12	+ 24	- 28	+ 16	- 12	+ 24	- 8	+ 24	- 8	- 88	+ 8					
			- 88	+ 28	+ 24	- 8	+ 24	- 8	+ 24	- 8	- 88	+ 8					
			+ 24	- 8	+ 24	- 8	+ 24	- 8	+ 24	- 8	- 88	+ 8					
			- 88	+ 28	+ 24	- 8	+ 24	- 8	+ 24	- 8	- 88	+ 8					
			- 24	+ 28	+ 24	- 8	+ 24	- 8	+ 24	- 8	- 88	+ 8					
			- 24	+ 28	+ 24	- 8	+ 24	- 8	+ 24	- 8	- 88	+ 8					
			- 24	+ 28	+ 24	- 8	+ 24	- 8	+ 24	- 8	- 88	+ 8					
			- 24	+ 28	+ 24	- 8	+ 24	- 8	+ 24	- 8	- 88	+ 8					
Total wins / period	0 / 0%	2 / 100%	3 / 43%	4 / 57%	3 / 75%	1 / 25%											

TOTAL

	USA		CHN		USA		CHN		USA		CHN		Total wins all zones				
	Def. zone	Att. zone	Neutral zone	Neutral zone	Att. zone	Def. zone	Att. zone	Def. zone	Att. zone	Def. zone	Att. zone						
Total wins / game	1 / 20%	4 / 80%	13 / 59%	9 / 41%	15 / 75%	5 / 25%							<table border="1"> <thead> <tr> <th>USA</th> <th>CHN</th> </tr> </thead> <tbody> <tr> <td>29 / 62%</td> <td>18 / 38%</td> </tr> </tbody> </table>	USA	CHN	29 / 62%	18 / 38%
USA	CHN																
29 / 62%	18 / 38%																



HEAD TO HEAD

		CHN									
No.	8	12	17	19	28	Tot	wins USA	Dz	Nz	Az	
USA	16	9 - 2	3 - 0	1 - 0		4 - 0	19	17 89%		7 88%	10 91%
	19					1 - 1	2	1 50%		1 50%	
	24	3 - 2	2 - 1			2 - 5	15	7 47%	1 25%	4 50%	2 67%
	88	0 - 2	1 - 1		0 - 1	3 - 3	11	4 36%	0 0%	1 25%	3 50%
	<b>Tot</b>	18	8	1	1	19	47	29 62%	1 20%	13 59%	15 75%
<b>wins CHN</b>	6 33%	2 25%	0 0%	1 100%	9 47%	18 38%					
<b>Dz</b>	3 38%	1 17%		1 100%	0 0%	5 25%					
<b>Nz</b>	2 22%		0 0%		7 58%	9 41%					
<b>Az</b>	1 100%	1 50%			2 100%	4 80%					

<b>Legend:</b>									
<b>Az</b>	Attacking zone	<b>Dz</b>	Defending zone	<b>No.</b>	Jersey number	<b>Nz</b>	Neutral zone	<b>Tot.</b>	Total face-offs played



SAT 3 JUN 2023

Start Time 19:00

Play-offs, Game 17



## Game Roster

## CAN - CZE

## Referee

ESPOSITO Bobby (USA)

## Goalkeepers

Team: CAN

No.	Name	Gen	GP	MIP	GA	SVS	SOG	SVS%	GAA
30	HUNEAULT Jean-Francois	M	3	45:00	1	5	6	83.33	1.00
31	LAROCQUE Dominic	M	3	88:56	3	23	26	88.46	1.52

## Team Roster

Team: CAN (Red)

No.	Pos.	Name	Gen	GP	G	A	PTS	PIM	+/-
2	F	CRANE Rod	M	2	0	0	0	0	0
4	F	DUNN James	M	3	3	2	5	0	+3
5	D	HENRY Tyrone	M	3	0	0	0	0	+3
7	D	LAVIN Zach	M	3	1	3	4	0	+3
8	F	McGREGOR Tyler	M	3	3	4	7	0	+6
9	F	SMITH Corbyn	M	3	1	3	4	0	+7
11	F	DIXON Adam	M	3	3	3	6	4	+3
13	F	BOILY Vincent	M	1	1	1	2	0	0
14	F	TOUSIGNANT Raphaelle	F	1	0	0	0	0	+1
19	F	COZZOLINO Dominic	M	3	4	4	8	4	+7
20	F	LEBLANC Jacob	M	1	0	2	2	0	+1
21	F	AUCLAIR Alexis	M	2	0	0	0	2	0
26	F	JACOBS-WEBB Anton	M	3	0	2	2	2	+1
29	D	KOVACEVICH Micah	M	2	0	0	0	0	0
30	GK	HUNEAULT Jean-Francois	M	3	0	0	0	0	
31	GK	LAROCQUE Dominic	M	3	0	0	0	0	
61	D	ARMSTRONG Rob	M	3	0	1	1	0	+2
92	D	HALBERT Auren	M	3	1	0	1	0	+3

Head Coach: HERRINGTON Russ

## Linesmen

LEWIS Brendan (USA) , RUNDSTROM Tony (SWE)

Team: CZE

No.	Name	Gen	GP	MIP	GA	SVS	SOG	SVS%	GAA
1	KUDELA Martin	M	4	179:30	9	52	61	85.25	2.26
6	VAPENKA Michal	M	4	00:00	0	0	0	0.00	0.00

Team: CZE (White)

No.	Pos.	Name	Gen	GP	G	A	PTS	PIM	+/-
1	GK	KUDELA Martin	M	4	0	0	0	0	
2	D	BOCEK Petr	M	0	0	0	0	0	0
6	GK	VAPENKA Michal	M	4	0	0	0	0	
11	D	WAGNER Karel	M	4	0	0	0	0	+1
12	F	ZIZLAVSKY Martin	M	4	0	0	0	0	0
15	D	ZELINKA Radek	M	4	2	0	2	2	0
18	F	NOVOTNY Miroslav	M	4	0	0	0	4	-2
19	F	OHAR Alex	M	4	0	1	1	6	-1
27	F	VRUBEL David	M	2	0	0	0	0	+1
29	D	KUBES Pavel	M	4	1	0	1	0	+3
33	F	HECKO Vaclav	M	4	1	0	1	4	0
55	F	VESELY Filip	M	3	1	0	1	0	-1
67	D	DOLEZAL Pavel	M	4	0	1	1	0	+2
74	F	GEIER Michal	M	4	2	3	5	4	+2
82	F	HABL Zdenek	M	4	1	0	1	0	-2
92	F	SEDLACEK Patrik	M	4	1	1	2	4	+1

Head Coach: NOVOTNY Jakub

## Legend:

<b>+/-</b>	Plus/minus net	<b>A</b>	Assists	<b>D</b>	Defence	<b>F</b>	Female / Forward
<b>G</b>	Goals	<b>GA</b>	Goals against	<b>GAA</b>	Goals against as average per 45 minutes	<b>Gen</b>	Gender
<b>GK</b>	Goalkeeper	<b>GP</b>	Games played	<b>M</b>	Male	<b>MIP</b>	Minutes and seconds played
<b>No.</b>	Jersey number	<b>PIM</b>	Penalties in minutes	<b>Pos.</b>	Position	<b>PTS</b>	Points
<b>SOG</b>	Shots on goal	<b>SVS</b>	Saves	<b>SVS%</b>	Saves in percentage		





## Line-ups

## CAN - CZE

## Referee

ESPOSITO Bobby (USA)

## Linesmen

LEWIS Brendan (USA) , RUNDSTROM Tony (SWE)

## Goalkeepers

Team: CAN

No.	Name	Gen
31	LAROCQUE Dominic	M
30	HUNEAULT Jean-Francois	M

## Team Line-ups

Team: CAN (Red)

No.	Pos.	Name	Gen
61	D	ARMSTRONG Rob	M
92	D	HALBERT Auren	M
8	F	McGREGOR Tyler +C	M
9	F	SMITH Corbyn	M
19	F	COZZOLINO Dominic	M
5	D	HENRY Tyrone +A	M
7	D	LAVIN Zach	M
4	F	DUNN James +A	M
11	F	DIXON Adam	M
26	F	JACOBS-WEBB Anton	M
29	D	KOVACEVICH Micah	M
2	F	CRANE Rod	M
13	F	BOILY Vincent	M

Head Coach: HERRINGTON Russ

## NOT DRESSED:

14	F	TOUSIGNANT Raphaelle	F
20	F	LEBLANC Jacob	M
21	F	AUCLAIR Alexis	M

Team: CZE

No.	Name	Gen
1	KUDELA Martin	M
6	VAPENKA Michal	M

Team: CZE (White)

No.	Pos.	Name	Gen
29	D	KUBES Pavel	M
67	D	DOLEZAL Pavel	M
33	F	HECKO Vaclav +A	M
74	F	GEIER Michal	M
92	F	SEDLACEK Patrik	M
15	D	ZELINKA Radek +C	M
18	F	NOVOTNY Miroslav +A	M
19	F	OHAR Alex	M
55	F	VESELY Filip	M
82	F	HABL Zdenek	M
11	D	WAGNER Karel	M
12	F	ZIZLAVSKY Martin	M
27	F	VRUBEL David	M

Head Coach: NOVOTNY Jakub

## NOT DRESSED:

2	D	BOCEK Petr	M
---	---	------------	---

## Legend:

<b>+A</b>	Assistant Captain	<b>+C</b>	Captain	<b>D</b>	Defence	<b>F</b>	Female / Forward
<b>Gen</b>	Gender	<b>M</b>	Male	<b>No.</b>	Jersey number	<b>Pos.</b>	Position



SAT 3 JUN 2023

Start Time 19:00  
End Time 22:50

Play-offs, Game 17



## Game Summary

CAN - CZE 5 - 0 (4 - 0 , 0 - 0 , 1 - 0)

Spectators	Referee	Linesmen
1458	ESPOSITO Bobby (USA)	LEWIS Brendan (USA) , RUNDSTROM Tony (SWE)

## Team Statistics

Period	Score	SVS	SOG	PIM	TPP	PPG	SHG
1	4 : 0	3 : 6	10 : 3	12 : 2	01:15 : 02:00	1 : 0	0 : 0
2	0 : 0	3 : 9	9 : 3	2 : 16	04:57 : 00:57	0 : 0	0 : 0
3	1 : 0	5 : 4	5 : 5	0 : 2	02:00 : 00:00	0 : 0	0 : 0
<b>Total</b>	<b>5 : 0</b>	<b>11 : 19</b>	<b>24 : 11</b>	<b>14 : 20</b>	<b>08:12 : 02:57</b>	<b>1 : 0</b>	<b>0 : 0</b>

## 1st Period

Action	Time	ET/Res	Team	Type	No.	Name	(G) Name of Assistant(s) / Action Description
GK	00:00		CZE		1	KUDELA M	- Goalkeeper in
GK	00:00		CAN		31	LAROCQUE D	- Goalkeeper in
<b>Goal</b>	<b>00:26</b>	<b>1 : 0</b>	<b>CAN</b>	<b>EQ</b>	<b>19</b>	<b>COZZOLINO D</b>	(5) 11 DIXON A On Ice CAN 31 4 8 9 11 19 CZE 1 29 33 67 74 92
Penalty	04:45	06:00	CZE	2 min.	82	HABL Z	- Interference
<b>Goal</b>	<b>06:00</b>	<b>2 : 0</b>	<b>CAN</b>	<b>PP1</b>	<b>4</b>	<b>DUNN J</b>	(4) 8 McGREGOR T On Ice CAN 31 4 8 9 11 19 11 DIXON A CZE 1 15 19 55 92 *
<b>Goal</b>	<b>06:18</b>	<b>3 : 0</b>	<b>CAN</b>	<b>EQ</b>	<b>4</b>	<b>DUNN J</b>	(5) 92 HALBERT A On Ice CAN 31 4 11 26 61 92 11 DIXON A CZE 1 29 33 67 74 92
<b>Goal</b>	<b>11:39</b>	<b>4 : 0</b>	<b>CAN</b>	<b>EQ</b>	<b>7</b>	<b>LAVIN Z</b>	(2) On Ice CAN 31 2 5 7 13 29 CZE 1 15 18 19 55 82
Penalty	12:48	14:48	CAN	2 min.	19	COZZOLINO D	- Checking from Behind / Served by: 29 KOVACEVICH M
Penalty	12:48	24:48	CAN	10 min.	19	COZZOLINO D	- Misconduct

## 2nd Period

Action	Time	ET/Res	Team	Type	No.	Name	(G) Name of Assistant(s) / Action Description
Penalty	20:25	22:25	CZE	2 min.	92	SEDLACEK P	- Roughing
Penalty	22:42	24:42	CZE	2 min.	33	HECKO V	- Checking to the Head and Neck Area / Served by: 12 ZIZLAVSKY M
Penalty	22:42	34:42	CZE	10 min.	33	HECKO V	- Misconduct
Penalty	25:43	27:43	CAN	2 min.	19	COZZOLINO D	- Interference
Penalty	26:40	28:40	CZE	2 min.	15	ZELINKA R	- Tripping

## 3rd Period

Action	Time	ET/Res	Team	Type	No.	Name	(G) Name of Assistant(s) / Action Description
<b>Goal</b>	<b>31:07</b>	<b>5 : 0</b>	<b>CAN</b>	<b>EQ</b>	<b>19</b>	<b>COZZOLINO D</b>	(6) 8 McGREGOR T On Ice CAN 31 8 9 19 61 92 CZE 1 12 29 67 74 92
Penalty	40:12	42:12	CZE	2 min.	92	SEDLACEK P	- Interference
GK	45:00		CAN				31 LAROCQUE D - Goalkeeper out
GK	45:00		CZE				1 KUDELA M - Goalkeeper out

## Goalkeeper Records

Team : CAN - Canada

No.	Name	SOG	SVS	MIP
31	LAROCQUE Dominic	11	11	45:00
30	HUNEALT Jean-Francois			

Team : CZE - Czechia

No.	Name	SOG	SVS	MIP
1	KUDELA Martin	24	19	45:00
6	VAPENKA Michal			

## Game Statistics

Team : CAN (Red)

Head Coach : HERRINGTON Russ

No.	Pos.	Name	Gen	G	A	PTS	PIM	Shots on Goal				+/-
								1	2	3	TS	
8	F	McGREGOR Tyler +C	M	0	2	2	0	2	2	0	4	+2
9	F	SMITH Corbyn	M	0	0	0	0	1	0	1	2	+2
19	F	COZZOLINO Dominic	M	2	0	2	14	1	0	2	3	+2
61	D	ARMSTRONG Rob	M	0	0	0	0	0	0	0	0	+2



SAT 3 JUN 2023

Start Time 19:00  
End Time 22:50

Head Coach : HERRINGTON Russ

No.	Pos.	Name	Gen	G	A	PTS	PIM	Shots on Goal				+/-
								1	2	3	TS	
92	D	HALBERT Auren	M	0	1	1	0	0	2	0	2	+2
4	F	DUNN James +A	M	2	0	2	0	2	2	0	4	+2
5	D	HENRY Tyrone +A	M	0	0	0	0	0	0	0	0	+1
7	D	LAVIN Zach (BP)	M	1	0	1	0	1	0	0	1	+1
11	F	DIXON Adam	M	0	3	3	0	1	1	1	3	+2
26	F	JACOBS-WEBB Anton	M	0	0	0	0	0	0	0	0	+1
2	F	CRANE Rod	M	0	0	0	0	0	1	0	1	+1
13	F	BOILY Vincent	M	0	0	0	0	2	1	0	3	+1
29	D	KOVACEVICH Micah	M	0	0	0	0	0	0	1	1	+1
30	GK	HUNEAULT Jean-Francois	M	0	0	0	0	0	0	0	0	
31	GK	LAROCQUE Dominic	M	0	0	0	0	0	0	0	0	
<b>Total</b>				<b>5</b>	<b>6</b>	<b>11</b>	<b>14</b>	<b>10</b>	<b>9</b>	<b>5</b>	<b>24</b>	

Team : CZE (White)

Head Coach : NOVOTNY Jakub


No.	Pos.	Name	Gen	G	A	PTS	PIM	Shots on Goal				+/-
								1	2	3	TS	
29	D	KUBES Pavel (BP)	M	0	0	0	0	2	0	3	5	-3
33	F	HECKO Vaclav +A	M	0	0	0	12	0	0	0	0	-2
67	D	DOLEZAL Pavel	M	0	0	0	0	0	1	0	1	-3
74	F	GEIER Michal	M	0	0	0	0	0	1	0	1	-3
92	F	SEDLACEK Patrik	M	0	0	0	4	0	0	0	0	-3
15	D	ZELINKA Radek +C	M	0	0	0	2	1	0	0	1	-1
18	F	NOVOTNY Miroslav +A	M	0	0	0	0	0	0	0	0	-1
19	F	OHAR Alex	M	0	0	0	0	0	0	0	0	-1
55	F	VESELY Filip	M	0	0	0	0	0	0	0	0	-1
82	F	HABL Zdenek	M	0	0	0	2	0	1	0	1	-1
11	D	WAGNER Karel	M	0	0	0	0	0	0	1	1	0
12	F	ZIZLAVSKY Martin	M	0	0	0	0	0	0	1	1	-1
27	F	VRUBEL David	M	0	0	0	0	0	0	0	0	0
1	GK	KUDELA Martin	M	0	0	0	0	0	0	0	0	
6	GK	VAPENKA Michal	M	0	0	0	0	0	0	0	0	
<b>Total</b>				<b>0</b>	<b>0</b>	<b>0</b>	<b>20</b>	<b>3</b>	<b>3</b>	<b>5</b>	<b>11</b>	

Legend:			
<b>(G)</b>	Goals in tournament	*	does not count for Plus/minus
<b>+C</b>	Captain	<b>A</b>	Assists
<b>ET/Res</b>	Penalty end time/Result of game	<b>F</b>	Forward
<b>GK</b>	Goalkeeper	<b>M</b>	Male
<b>PIM</b>	Penalties in minutes	<b>Pos.</b>	Position
<b>PTS</b>	Points	<b>SHG</b>	Shorthanded goals
<b>TPP</b>	Time on power play	<b>TS</b>	Total shots
		<b>+/-</b>	Plus/minus net
		<b>D</b>	Defence
		<b>G</b>	Goals
		<b>MIP</b>	Minutes in play (GK)
		<b>PP1</b>	Power play - 1 player
		<b>SOG</b>	Shots on goal
		<b>+A</b>	Assistant Captain
		<b>EQ</b>	Equal strength
		<b>Gen</b>	Gender
		<b>No.</b>	Jersey number
		<b>PPG</b>	Power play goals
		<b>SVS</b>	Saves



### Shot Chart CAN - CZE

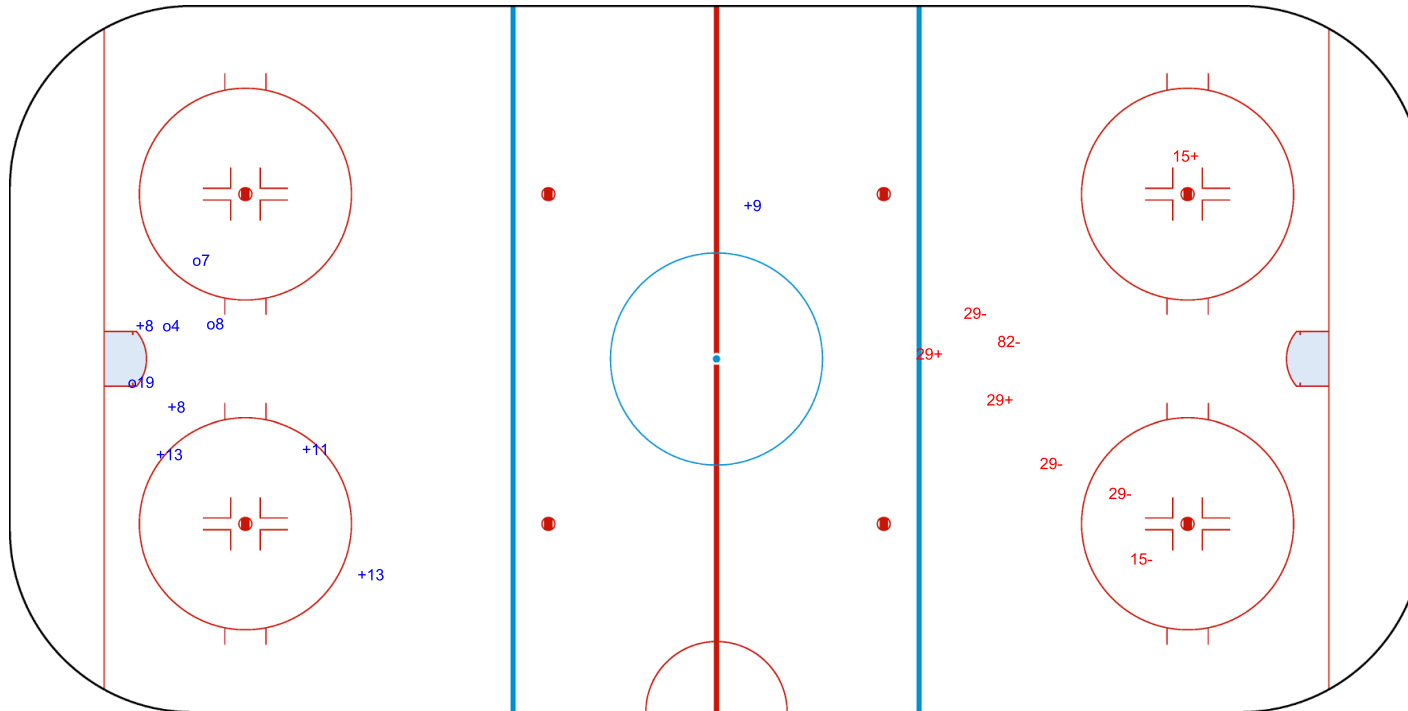
Shots by CAN  
Goals (o): 4    SSG (+): 6  
SSP (<): 0    SPG (-): 0



Period: 1



Shots by CZE  
Goals (o): 0    SSG (+): 3  
SSP (>): 0    SPG (-): 5





Shots by CZE

Goals (o): 0

SSG (+): 3

SSP (<): 0

SPG (-): 1



GK 31 of CAN



Period: 2



Shots by CAN

Goals (o): 0

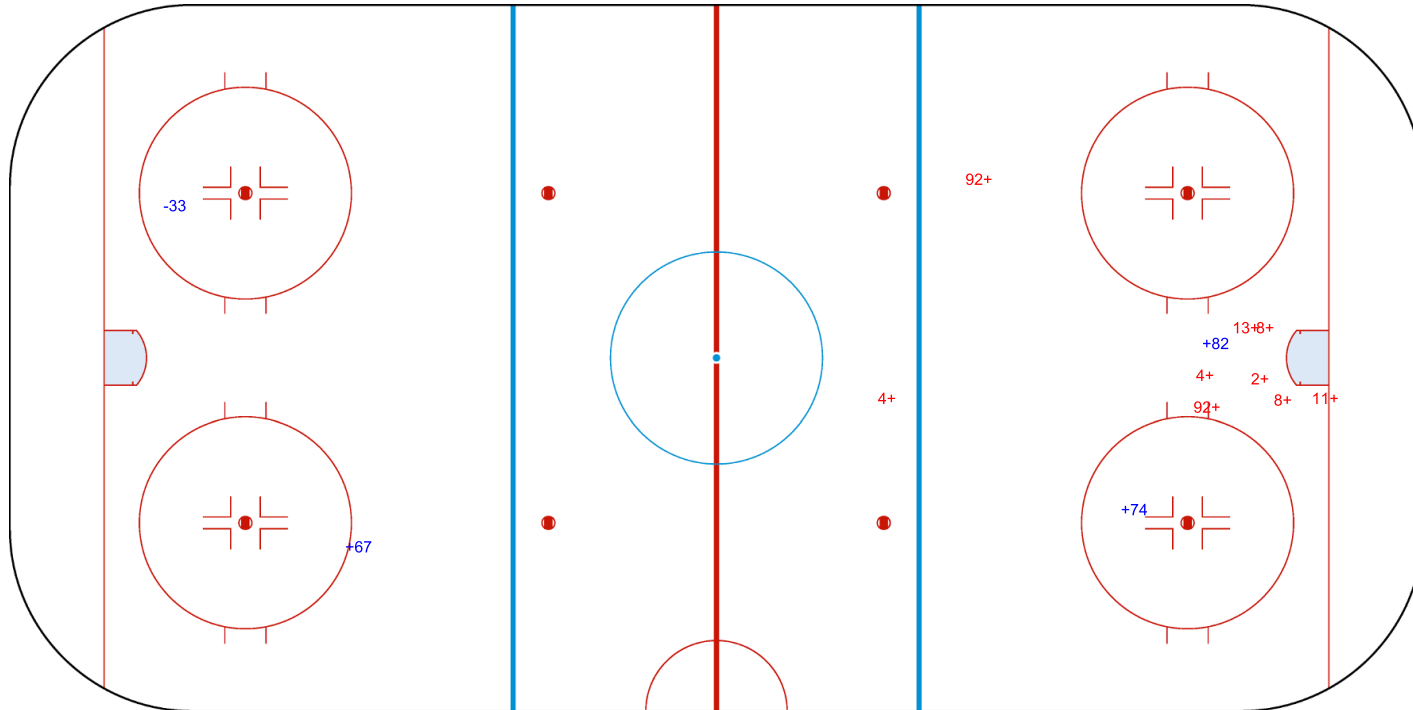
SSG (+): 9

SSP (>): 0

SPG (-): 0



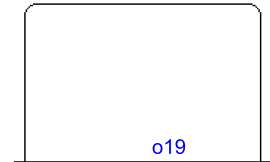
GK 1 of CZE





Shots by CAN

Goals (o): 1    SSG (+): 4  
SSP (<): 0    SPG (-): 0



GK 1 of CZE




Period: 3

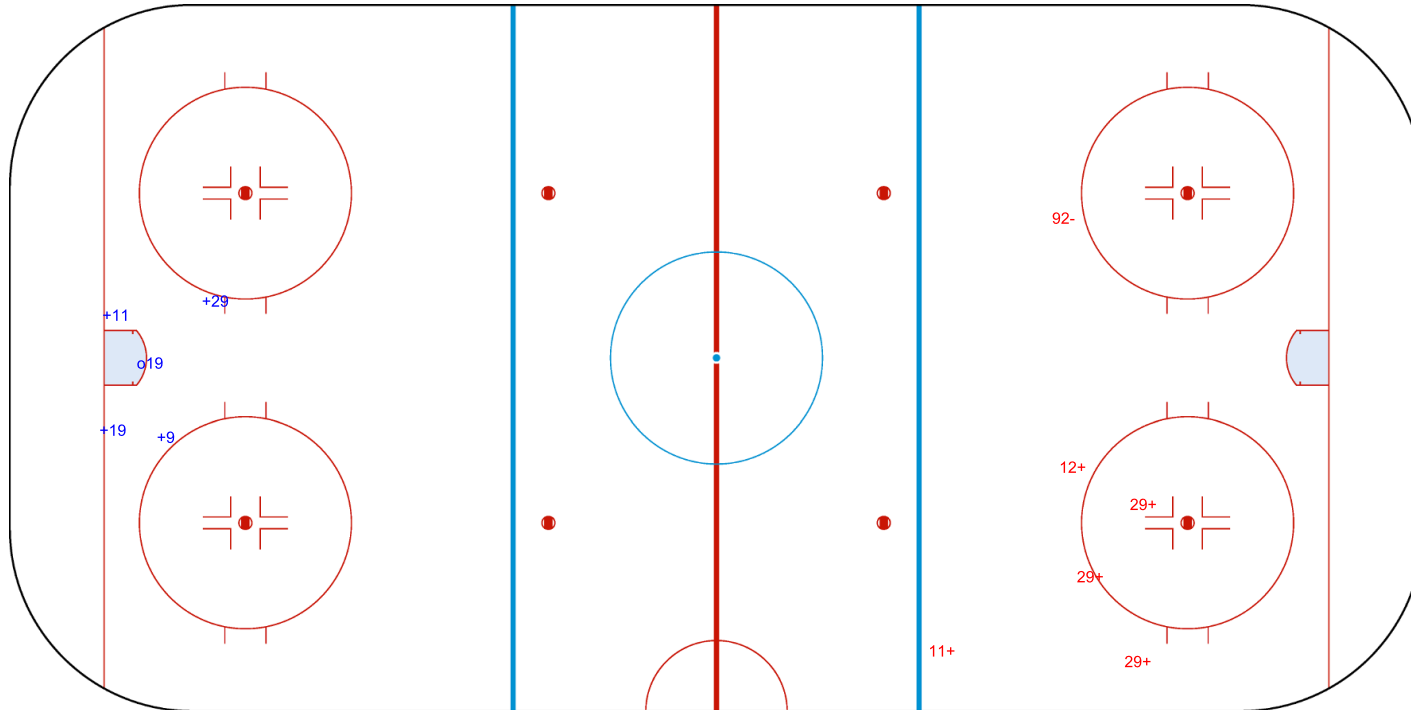


Shots by CZE

Goals (o): 0    SSG (+): 5  
SSP (>): 0    SPG (-): 1



GK 31 of CAN



<b>Legend:</b>					
<b>GK</b>	Goalkeeper	<b>SPG</b>	Shots past goal	<b>SSG</b>	Shots saved by goalkeeper
				<b>SSP</b>	Shots saved by player



Face-off Chart  
CAN - CZE

PERIOD 1

	CAN		CZE		CAN		CZE		Total wins all zones	
	Def. zone	Att. zone	Neutral zone	Neutral zone	Att. zone	Def. zone	Att. zone	Def. zone	CAN	CZE
	+ 26	- 19	+ 9	- 92	+ 26	- 19			Total wins all zones	
	- 19	+ 92	- 9	+ 92	+ 19	- 33				
	- 9	+ 19	- 26	+ 92	+ 29	- 19				
	- 26	+ 19	+ 26	- 19	- 29	+ 19				
			- 9	+ 92						
Total wins / period	1 / 25%	3 / 75%	3 / 50%	3 / 50%	3 / 75%	1 / 25%			7 / 50%	7 / 50%

PERIOD 2

	CAN		CZE		CAN		CZE		Total wins all zones	
	Def. zone	Att. zone	Neutral zone	Neutral zone	Att. zone	Def. zone	Att. zone	Def. zone	CAN	CZE
	+ 26	- 92	+ 26	- 92	+ 9	- 19			Total wins all zones	
	+ 9	- 19	+ 26	- 92	+ 9	- 19				
	+ 9	- 12	+ 26	- 19	+ 9	- 92				
					+ 26	- 19				
					- 9	+ 92				
					+ 26	- 92				
					- 26	+ 92				
Total wins / period	3 / 100%	0 / 0%	3 / 100%	0 / 0%	7 / 78%	2 / 22%			13 / 87%	2 / 13%

PERIOD 3

	CAN		CZE		CAN		CZE		Total wins all zones	
	Def. zone	Att. zone	Neutral zone	Neutral zone	Att. zone	Def. zone	Att. zone	Def. zone	CAN	CZE
	+ 26	- 82	+ 26	- 92	+ 29	- 92			Total wins all zones	
	+ 26	- 92	+ 26	- 19	+ 9	- 55				
			- 9	+ 92	+ 29	- 19				
			+ 9	- 19	- 26	+ 11				
			- 29	+ 82	+ 19	- 82				
			+ 9	- 82	+ 19	- 19				
Total wins / period	2 / 100%	0 / 0%	4 / 67%	2 / 33%	5 / 83%	1 / 17%				

TOTAL

	CAN		CZE		CAN		CZE		Total wins all zones	
	Def. zone	Att. zone	Neutral zone	Neutral zone	Att. zone	Def. zone	Att. zone	Def. zone	CAN	CZE
Total wins / game	6 / 67%	3 / 33%	10 / 67%	5 / 33%	15 / 79%	4 / 21%			31 / 72%	12 / 28%



HEAD TO HEAD

		CZE											
No.		11	12	19	33	55	82	92	Tot	wins CAN	Dz	Nz	Az
CAN	9		1 - 0	5 - 1		1 - 0	1 - 0	2 - 4	15	10 67%	2 67%	3 50%	5 83%
	11			1 - 0					1	1 100%		1 100%	
	19			1 - 0	1 - 0		1 - 0	0 - 1	4	3 75%	0 0%		3 100%
	26	0 - 1		7 - 1			1 - 0	6 - 2	18	14 78%	4 80%	6 86%	4 67%
	29			2 - 1			0 - 1	1 - 0	5	3 60%		0 0%	3 75%
<b>Tot</b>		1	1	19	1	1	4	16	43	31 72%	6 67%	10 67%	15 79%
<b>wins CZE</b>		1 100%	0 0%	3 16%	0 0%	0 0%	1 25%	7 44%	12 28%				
<b>Dz</b>		1 100%		1 10%	0 0%	0 0%	0 0%	2 40%	4 21%				
<b>Nz</b>				0 0%			1 50%	4 50%	5 33%				
<b>Az</b>			0 0%	2 50%			0 0%	1 33%	3 33%				

<b>Legend:</b>									
<b>Az</b>	Attacking zone	<b>Dz</b>	Defending zone	<b>No.</b>	Jersey number	<b>Nz</b>	Neutral zone	<b>Tot.</b>	Total face-offs played





## Game Roster

## KOR - ITA

## Referee

MYERS Patrick (CAN)

## Linesmen

DAUPHINEE Dylan (CAN) , NIITTYLA Lari (FIN)

## Goalkeepers

Team: KOR

No.	Name	Gen	GP	MIP	GA	SVS	SOG	SVS%	GAA
39	CHOI Hyuk Jun	M	4	125:18	18	62	80	77.50	6.46
82	BONG Daehan	M	4	54:42	16	37	53	69.81	13.16

## Team Roster

Team: KOR (Blue)

No.	Pos.	Name	Gen	GP	G	A	PTS	PIM	+/-
1	D	LEE Jun Yong	M	4	0	0	0	0	-9
3	F	RYU Jee Hyun	M	2	0	0	0	0	-4
5	F	YANG Gab-Gyu	M	4	0	0	0	0	-4
7	F	SHIN Kyoung Moon	M	4	0	0	0	0	-14
11	F	SONG Yeha	M	4	0	0	0	2	-11
12	D	KIM Young Sung	M	4	0	1	1	12	-12
13	D	YU Inchul	M	4	0	0	0	2	-10
14	F	JUNG Seung Hwan	M	4	2	0	2	4	-9
20	D	JANG Dong Shin	M	4	0	1	1	4	-12
22	F	KIM Sunghun	M	4	0	0	0	2	-1
24	F	KIM Inkyum	M	4	0	0	0	2	-10
27	F	CHO Byeong Seok	M	4	1	0	1	0	-9
39	GK	CHOI Hyuk Jun	M	4	0	0	0	0	
55	F	JANG Jong Ho	M	4	0	0	0	2	-15
82	GK	BONG Daehan	M	4	0	0	0	0	

Head Coach: KIM Tae Ho

Team: ITA

No.	Name	Gen	GP	MIP	GA	SVS	SOG	SVS%	GAA
1	STILLITANO Santino	M	4	115:16	7	55	62	88.71	2.73
15	ARAUDO Gabriele	M	4	69:44	8	40	48	83.33	5.16

Team: ITA (White)

No.	Pos.	Name	Gen	GP	G	A	PTS	PIM	+/-
1	GK	STILLITANO Santino	M	4	0	0	0	0	
2	D	ENDERLE Alex	M	4	0	0	0	2	-2
4	F	REMOTTI MARNINI Matteo	M	4	0	0	0	2	-1
6	D	CAVALIERE Gian Luca	M	2	0	0	0	2	-3
8	D	RADICE Roberto	M	4	0	0	0	0	-3
10	F	KAFMANN Stephan	M	4	2	1	3	8	-5
11	F	LARCH Nils	M	4	0	2	2	2	-4
14	D	BALOSSETTI Bruno	M	4	0	0	0	0	0
15	GK	ARAUDO Gabriele	M	4	0	0	0	0	
18	D	MACRI Andrea	M	4	1	1	2	0	-6
25	F	TORELLA Francesco	M	4	0	0	0	0	-3
26	F	ANTOCHI Eusebiu	M	4	0	0	0	6	-7
27	F	ANDREONI Alessandro	M	4	0	1	1	0	-5
62	F	DEPAOLI Christoph	M	4	1	0	1	2	-6

Head Coach: BIANCHI Mirko

## Legend:

<b>+/-</b>	Plus/minus net	<b>A</b>	Assists	<b>D</b>	Defence	<b>F</b>	Forward
<b>G</b>	Goals	<b>GA</b>	Goals against	<b>GAA</b>	Goals against as average per 45 minutes	<b>Gen</b>	Gender
<b>GK</b>	Goalkeeper	<b>GP</b>	Games played	<b>M</b>	Male	<b>MIP</b>	Minutes and seconds played
<b>No.</b>	Jersey number	<b>PIM</b>	Penalties in minutes	<b>Pos.</b>	Position	<b>PTS</b>	Points
<b>SOG</b>	Shots on goal	<b>SVS</b>	Saves	<b>SVS%</b>	Saves in percentage		



SUN 4 JUN 2023

Start Time 11:00

Play-offs - Game 18



## Line-ups

## KOR - ITA

## Referee

MYERS Patrick (CAN)

## Linesmen

DAUPHINEE Dylan (CAN) , NIITTYLA Lari (FIN)

## Goalkeepers

Team: KOR

No.	Name	Gen
39	CHOI Hyuk Jun	M
82	BONG Daehan	M

## Team Line-ups

Team: KOR (Blue)

No.	Pos.	Name	Gen
1	D	LEE Jun Yong	M
12	D	KIM Young Sung +A	M
20	D	JANG Dong Shin +C	M
14	F	JUNG Seung Hwan	M
27	F	CHO Byeong Seok	M
13	D	YU Inchul	M
3	F	RYU Jee Hyun +A	M
7	F	SHIN Kyoung Moon	M
24	F	KIM Inkyum	M
55	F	JANG Jong Ho	M
5	F	YANG Gab-Gyu	M
11	F	SONG Yeha	M
22	F	KIM Sunghun	M

Head Coach: KIM Tae Ho

Team: ITA

No.	Name	Gen
1	STILLITANO Santino	M
15	ARAUDO Gabriele	M

Team: ITA (White)

No.	Pos.	Name	Gen
2	D	ENDERLE Alex	M
6	D	CAVALIERE Gian Luca +C	M
10	F	KAFMANN Stephan	M
11	F	LARCH Nils	M
62	F	DEPAOLI Christoph +A	M
8	D	RADICE Roberto	M
18	D	MACRI Andrea +A	M
4	F	REMOTTI MARNINI Matteo	M
26	F	ANTOCHI Eusebiu	M
27	F	ANDREONI Alessandro	M
14	D	BALOSSETTI Bruno	M
25	F	TORELLA Francesco	M

Head Coach: BIANCHI Mirko

## Legend:

**+A** Assistant Captain  
**Gen** Gender

**+C** Captain  
**M** Male

**D** Defence  
**No.** Jersey number

**F** Forward  
**Pos.** Position



SUN 4 JUN 2023

Start Time 11:00  
End Time 13:21

Play-offs - Game 18



## Game Summary

KOR - ITA 2 - 1 (0 - 0 , 1 - 1 , 0 - 0 , 0 - 0 , 1 - 0)

Spectators	Referee	Linesmen
188	MYERS Patrick (CAN)	DAUPHINEE Dylan (CAN) , NIITTYLA Lari (FIN)

## Team Statistics

Period	Score	SVS	SOG	PIM	TPP	PPG	SHG
1	0 : 0	6 : 7	7 : 6	0 : 0	00:00 : 00:00	0 : 0	0 : 0
2	1 : 1	6 : 2	3 : 7	4 : 2	01:11 : 03:47	1 : 1	0 : 0
3	0 : 0	7 : 4	4 : 7	2 : 0	00:00 : 02:00	0 : 0	0 : 0
OT	0 : 0	0 : 9	9 : 0	0 : 2	02:00 : 00:00	0 : 0	0 : 0
PSS	1 : 0	0 : 0	1 : 0	0 : 0	00:00 : 00:00	0 : 0	0 : 0
<b>Total</b>	<b>2 : 1</b>	<b>19 : 22</b>	<b>24 : 20</b>	<b>6 : 4</b>	<b>03:11 : 05:47</b>	<b>1 : 1</b>	<b>0 : 0</b>

## 1st Period

No game actions in this period

Action	Time	ET/Res	Team	Type	No.	Name	(G) Name of Assistant(s) / Action Description
GK	00:00		ITA		1	STILLITANO S	- Goalkeeper in
GK	00:00		KOR		39	CHOI HJ	- Goalkeeper in

## 2nd Period

Action	Time	ET/Res	Team	Type	No.	Name	(G) Name of Assistant(s) / Action Description
Penalty	16:17	18:17	KOR	2 min.	12	KIM YS	- Interference
Penalty	24:07	25:54	KOR	2 min.	14	JUNG SH	- Interference on a Goalkeeper
<b>Goal</b>	<b>25:54</b>	<b>0 : 1</b>	<b>ITA</b>	<b>PP1</b>	<b>10</b>	<b>KAFMANN S</b>	(3) 18 MACRI A On Ice KOR 39 3 7 13 55 * 11 LARCH N ITA 1 10 11 18 26 62
Penalty	27:42	28:53	ITA	2 min.	25	TORELLA F	- Teeing
<b>Goal</b>	<b>28:53</b>	<b>1 : 1</b>	<b>KOR</b>	<b>PP1</b>	<b>27</b>	<b>CHO BS</b>	(2) 14 JUNG SH On Ice KOR 39 1 12 14 20 27 * 20 JANG DS ITA 1 11 18 26 62

## 3rd Period

Action	Time	ET/Res	Team	Type	No.	Name	(G) Name of Assistant(s) / Action Description
Penalty	30:59	32:59	KOR	2 min.	12	KIM YS	- Elbowing

Action	Time	ET/Res	Team	Type	No.	Name	(G) Name of Assistant(s) / Action Description
Time-out	51:08		KOR				
Penalty	51:54	53:54	ITA	2 min.	10	KAFMANN S	- Holding an opponent
GK	55:00		KOR				39 CHOI HJ - Goalkeeper out
GK	55:00		ITA				1 STILLITANO S - Goalkeeper out

## Penalty-Shot Shootout

Action	Time	Result	Team	No.	Name	(G) Action Description	Goalkeeper
		1 : 0	KOR	20	JANG DS	- Scored	1 STILLITANO S (ITA)
		0 : 0	ITA	62	DEPAOLI C	- Saved by goalie	39 CHOI HJ (KOR)
		0 : 0	KOR	27	CHO BS	- Saved by goalie	1 STILLITANO S (ITA)
		0 : 1	ITA	18	MACRI A	- Scored	39 CHOI HJ (KOR)
		0 : 0	KOR	12	KIM YS	- Saved by goalie	1 STILLITANO S (ITA)
		0 : 0	ITA	11	LARCH N	- Saved by goalie	39 CHOI HJ (KOR)
		0 : 1	ITA	18	MACRI A	- Scored	39 CHOI HJ (KOR)
		1 : 0	KOR	20	JANG DS	- Scored	1 STILLITANO S (ITA)
		0 : 0	ITA	62	DEPAOLI C	- Saved by goalie	39 CHOI HJ (KOR)
		0 : 0	KOR	14	JUNG SH	- Saved by goalie	1 STILLITANO S (ITA)
		0 : 0	ITA	18	MACRI A	- Saved by goalie	39 CHOI HJ (KOR)
		1 : 0	KOR	20	JANG DS	- Scored	1 STILLITANO S (ITA)
<b>GWG</b>	<b>55:00</b>	<b>3 : 2</b>	<b>KOR</b>	<b>20</b>	<b>JANG DS</b>		



SUN 4 JUN 2023

Start Time 11:00  
End Time 13:21

Play-offs - Game 18



## Goalkeeper Records

Team : KOR - Korea

No.	Name	SOG	SVS	MIP
39	CHOI Hyuk Jun	20	19	55:00
82	BONG Daehan			

Team : ITA - Italy

No.	Name	SOG	SVS	MIP
1	STILLITANO Santino	23	22	55:00
15	ARAUDO Gabriele			

## Game Statistics

Team : KOR (Blue)

Head Coach : KIM Tae Ho

No.	Pos.	Name	Gen	G	A	PTS	PIM	Shots on Goal				+/-
								1	2	3	TS	
1	D	LEE Jun Yong (BP)	M	0	0	0	0	1	1	1	3	0
12	D	KIM Young Sung +A	M	0	0	0	4	0	0	0	4	0
14	F	JUNG Seung Hwan	M	0	1	1	2	3	0	1	6	0
20	D	JANG Dong Shin +C	M	0	1	1	0	3	0	1	4	0
27	F	CHO Byeong Seok	M	1	0	1	0	0	2	0	3	0
3	F	RYU Jee Hyun +A	M	0	0	0	0	0	0	1	3	0
7	F	SHIN Kyoung Moon	M	0	0	0	0	0	0	0	0	0
13	D	YU Inchul	M	0	0	0	0	0	0	0	0	0
24	F	KIM Inkyum	M	0	0	0	0	0	0	0	0	0
55	F	JANG Jong Ho	M	0	0	0	0	0	0	0	0	0
5	F	YANG Gab-Gyu	M	0	0	0	0	0	0	0	0	0
11	F	SONG Yeha	M	0	0	0	0	0	0	0	0	0
22	F	KIM Sunghun	M	0	0	0	0	0	0	0	0	0
39	GK	CHOI Hyuk Jun	M	0	0	0	0	0	0	0	0	0
82	GK	BONG Daehan	M	0	0	0	0	0	0	0	0	0
<b>Total</b>				<b>1</b>	<b>2</b>	<b>3</b>	<b>6</b>	<b>7</b>	<b>3</b>	<b>4</b>	<b>23</b>	

Team : ITA (White)

Head Coach : BIANCHI Mirko

No.	Pos.	Name	Gen	G	A	PTS	PIM	Shots on Goal				+/-
								1	2	3	TS	
2	D	ENDERLE Alex	M	0	0	0	0	1	0	1	2	0
6	D	CAVALIERE Gian Luca +C	M	0	0	0	0	1	0	0	1	0
10	F	KAFMANN Stephan	M	1	0	1	2	1	1	1	3	0
11	F	LARCH Nils	M	0	1	1	0	1	1	1	3	0
62	F	DEPAOLI Christoph +A	M	0	0	0	0	0	1	1	2	0
4	F	REMOTTI MARNINI Matteo (BP)	M	0	0	0	0	1	0	0	1	0
8	D	RADICE Roberto	M	0	0	0	0	0	0	0	0	0
18	D	MACRI Andrea +A	M	0	1	1	0	0	3	2	5	0
26	F	ANTOCHI Eusebiu	M	0	0	0	0	1	1	1	3	0
27	F	ANDREONI Alessandro	M	0	0	0	0	0	0	0	0	0
14	D	BALOSSETTI Bruno	M	0	0	0	0	0	0	0	0	0
25	F	TORELLA Francesco	M	0	0	0	2	0	0	0	0	0
1	GK	STILLITANO Santino	M	0	0	0	0	0	0	0	0	0
15	GK	ARAUDO Gabriele	M	0	0	0	0	0	0	0	0	0
<b>Total</b>				<b>1</b>	<b>2</b>	<b>3</b>	<b>4</b>	<b>6</b>	<b>7</b>	<b>7</b>	<b>20</b>	

## Legend:

<b>(G)</b> Goals in tournament	*	does not count for Plus/minus	<b>+/-</b>	Plus/minus net	<b>+A</b>	Assistant Captain
<b>+C</b> Captain	<b>A</b>	Assists	<b>D</b>	Defence	<b>ET/Res</b>	Penalty end time/Result of game
<b>F</b> Forward	<b>G</b>	Goals	<b>Gen</b>	Gender	<b>GK</b>	Goalkeeper
<b>GWG</b> Game winning goal	<b>M</b>	Male	<b>MIP</b>	Minutes in play (GK)	<b>No.</b>	Jersey number
<b>PIM</b> Penalties in minutes	<b>Pos.</b>	Position	<b>PP1</b>	Power play - 1 player	<b>PPG</b>	Power play goals
<b>PSS</b> Penalty-Shot Shootout	<b>PTS</b>	Points	<b>SHG</b>	Shorthanded goals	<b>SOG</b>	Shots on goal
<b>SVS</b> Saves	<b>TPP</b>	Time on power play	<b>TS</b>	Total shots		



### Shot Chart KOR - ITA

Shots by ITA  
Goals (o): 0    SSG (+): 6  
SSP (<): 0    SPG (-): 0



GK 39 of KOR



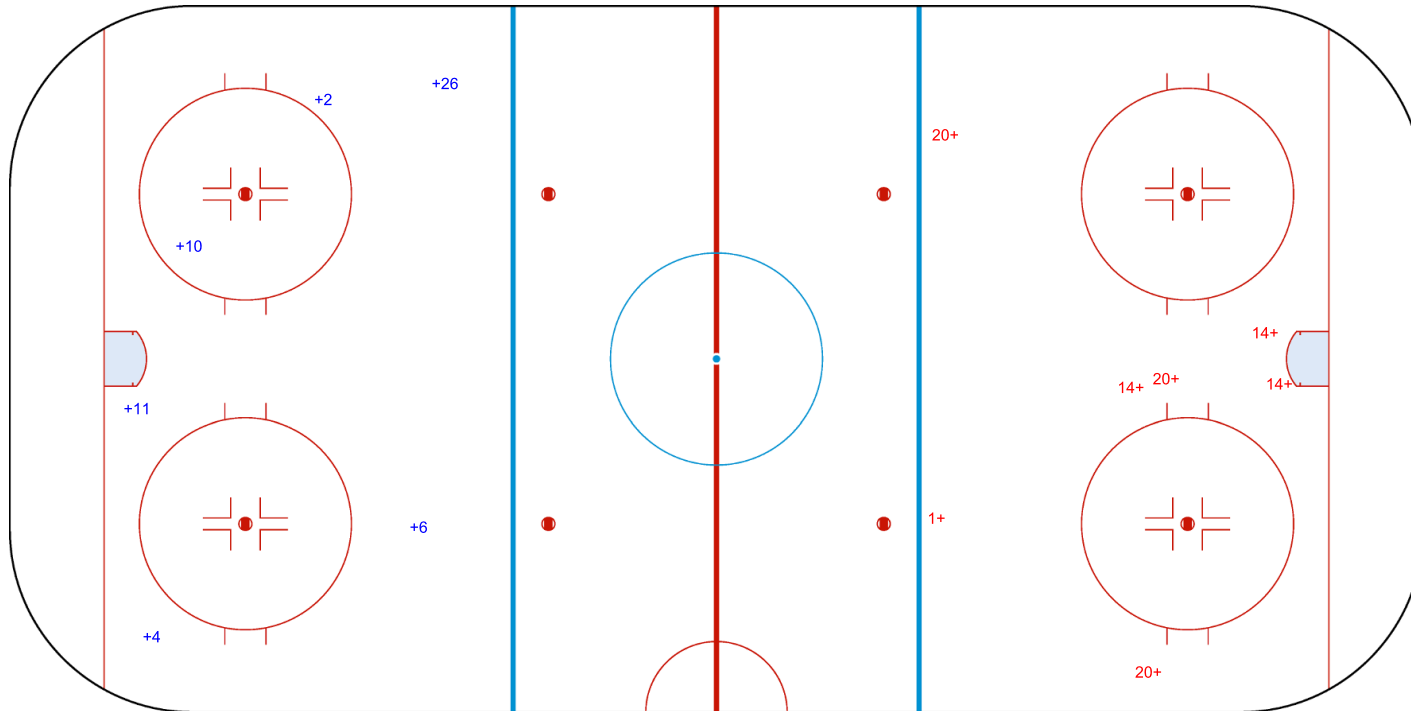
Period: 1



Shots by KOR  
Goals (o): 0    SSG (+): 7  
SSP (>): 0    SPG (-): 0




GK 1 of ITA





Shots by KOR

Goals (o): 1    SSG (+): 2  
SSP (<): 0    SPG (-): 0



GK 1 of ITA



Period: 2

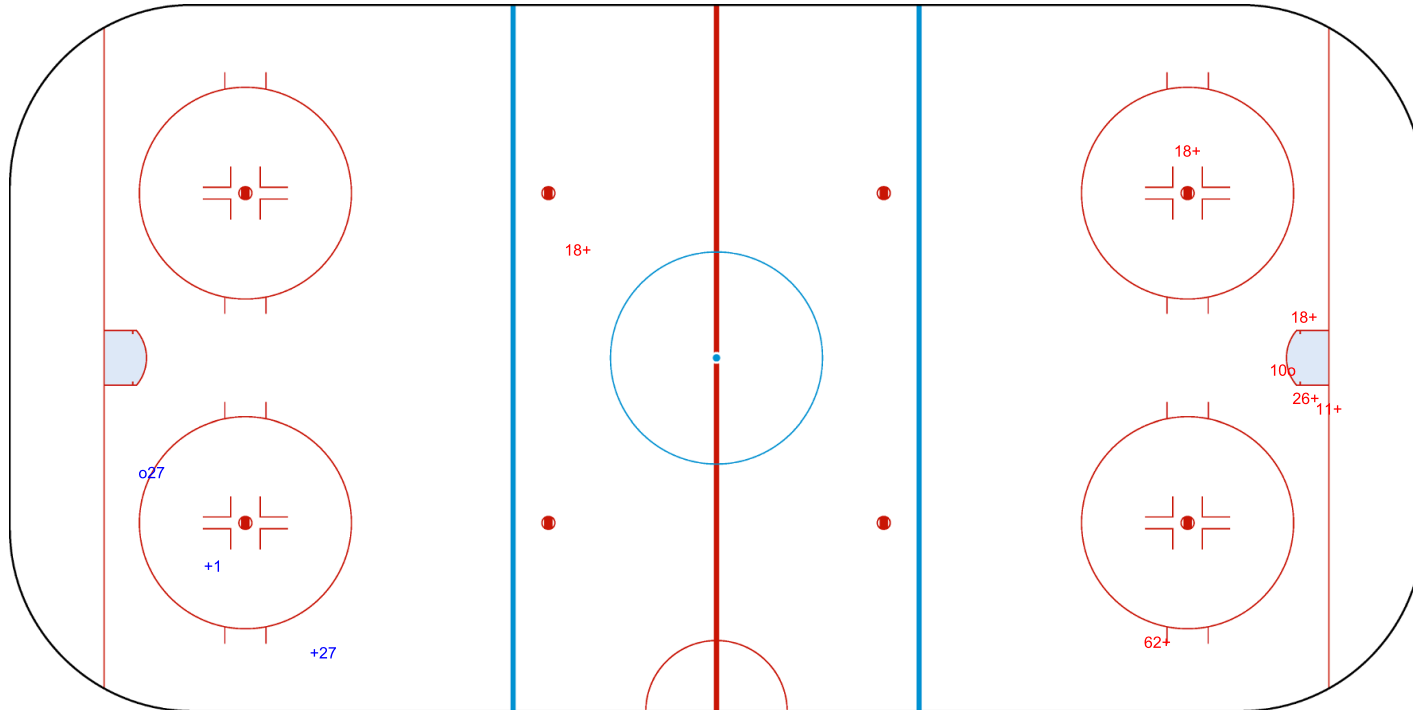


Shots by ITA

Goals (o): 1    SSG (+): 6  
SSP (>): 0    SPG (-): 0



GK 39 of KOR





Shots by ITA  
Goals (o): 0  
SSP (<): 0  
SSG (+): 7  
SPG (-): 0



GK 39 of KOR



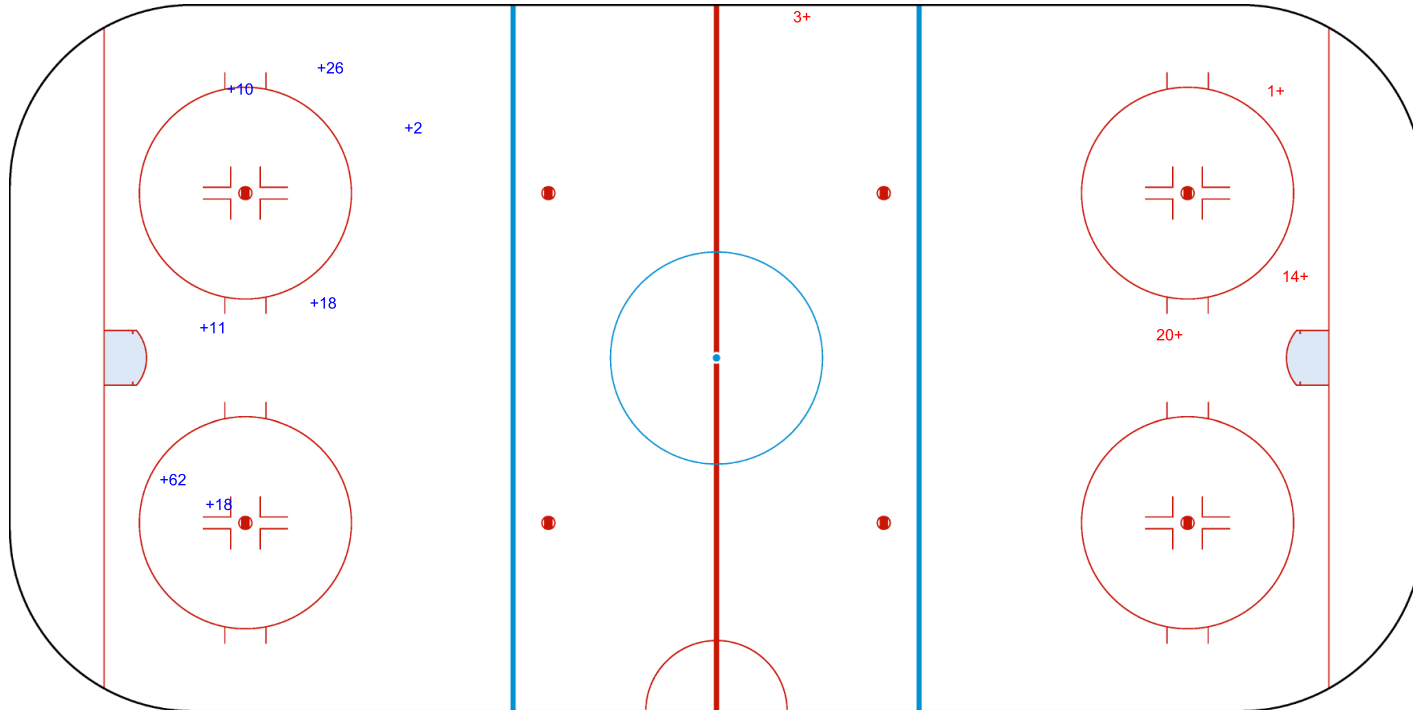
Period: 3



Shots by KOR  
Goals (o): 0  
SSP (>): 0  
SSG (+): 4  
SPG (-): 0



GK 1 of ITA





Shots by ITA

Goals (o): 0

SSG (+): 0

SSP (<): 0

SPG (-): 0



GK 39 of KOR



Overtime



Shots by KOR

Goals (o): 0

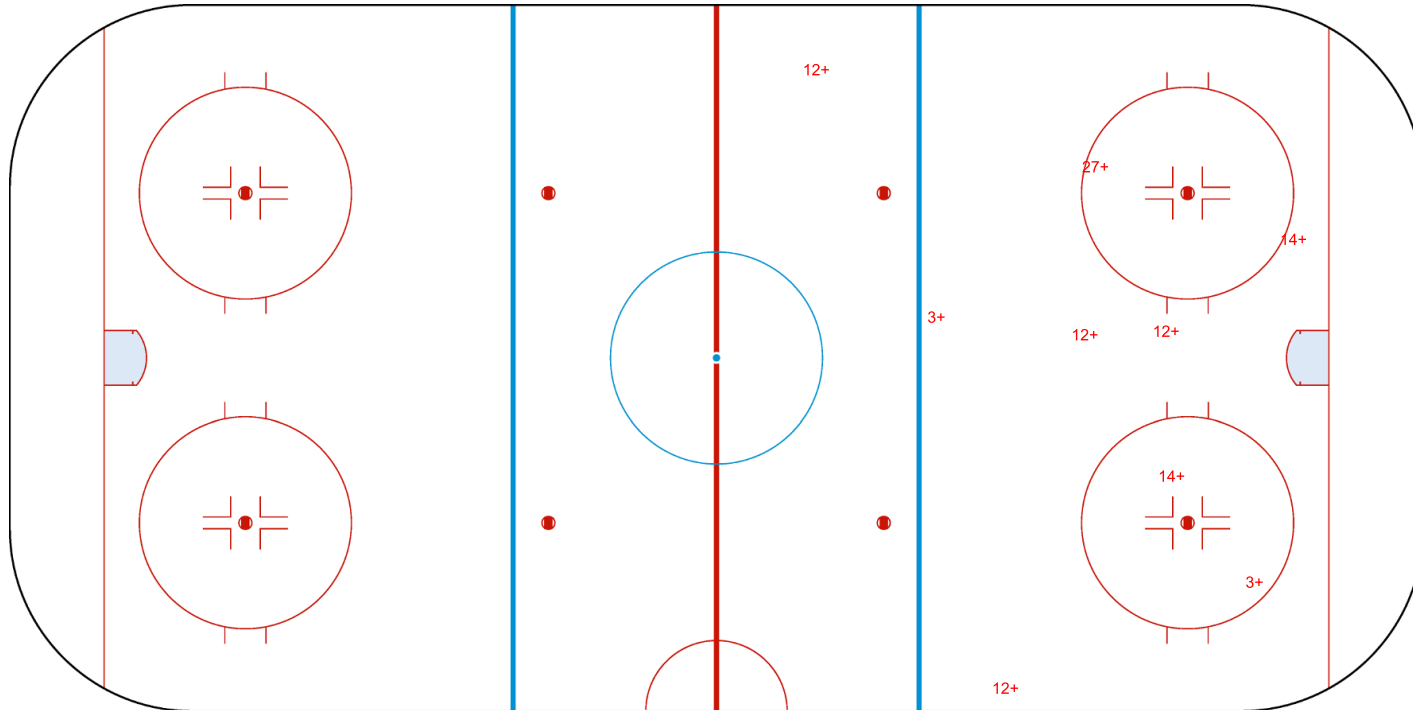
SSG (+): 9

SSP (>): 0

SPG (-): 0



GK 1 of ITA



<b>Legend:</b>					
<b>GK</b>	Goalkeeper	<b>SPG</b>	Shots past goal	<b>SSG</b>	Shots saved by goalkeeper
				<b>SSP</b>	Shots saved by player





**Face-off Chart**  
**KOR - ITA**

**PERIOD 1**

	KOR		ITA		KOR		ITA		KOR		ITA		Total wins all zones
	Def. zone	Att. zone	Neutral zone	Neutral zone	Att. zone	Def. zone	Att. zone	Def. zone	Att. zone	Def. zone	Att. zone	Def. zone	
	-1	+11	+1	-11	-55	+27							
	-27	+27			+1	-27			+1	-27			
	-1	+11			-1	+27			-1	+27			
					-55	+27			+1	-62			
					-1	+11			-1	+11			
					+55	-27							
Total wins / period	0 / 0%	3 / 100%	1 / 100%	0 / 0%	4 / 50%	4 / 50%			5 / 42%	7 / 58%			

**PERIOD 2**

	KOR		ITA		KOR		ITA		KOR		ITA		Total wins all zones
	Def. zone	Att. zone	Neutral zone	Neutral zone	Att. zone	Def. zone	Att. zone	Def. zone	Att. zone	Def. zone	Att. zone	Def. zone	
	+55	-11	+1	-11	-27	+11							
	+1	-11	-1	+11	-1	+27			-1	+27			
	-1	+11	+55	-27	+55	-11			+55	-11			
	+55	-11	+1	-27	+1	-11			+1	-11			
	+1	-11	-1	+11									
Total wins / period	4 / 80%	1 / 20%	3 / 60%	2 / 40%	2 / 50%	2 / 50%			9 / 64%	5 / 36%			

**PERIOD 3**

	KOR		ITA		KOR		ITA		KOR		ITA		Total wins all zones
	Def. zone	Att. zone	Neutral zone	Neutral zone	Att. zone	Def. zone	Att. zone	Def. zone	Att. zone	Def. zone	Att. zone	Def. zone	
	+1	-11	+1	-11	+1	-11							
	+3	-11	-1	+27	-1	+27			-1	+27			
	+55	-27	-1	+11	-1	+11			-1	+11			
	+1	-11			+1	-11			+1	-11			
	-1	+11			-3	+11			-3	+11			
	-1	+11											
Total wins / period	4 / 67%	2 / 33%	1 / 33%	2 / 67%	2 / 40%	3 / 60%			7 / 50%	7 / 50%			

**OVERTIME**

	KOR		ITA		KOR		ITA		KOR		ITA		Total wins all zones
	Def. zone	Att. zone	Neutral zone	Neutral zone	Att. zone	Def. zone	Att. zone	Def. zone	Att. zone	Def. zone	Att. zone	Def. zone	
	-27	+11	-27	+11	+27	-27							
	-27	+27	+1	-10	+1	-27			+1	-27			
			+27	-62	-27	+11			-27	+11			
					+27	-27			+27	-27			
					-27	+62			-27	+62			
					+27	-62			+27	-62			
					+3	-11			+3	-11			
					+27	-11			+27	-11			
					+27	-62			+27	-62			
Total wins / period									9 / 64%	5 / 36%			



0 / 0%	2 / 100%	2 / 67%	1 / 33%	7 / 78%	2 / 22%
--------	----------	---------	---------	---------	---------

**TOTAL**

Total wins / game	KOR	ITA	Neutral zone		KOR	ITA	Total wins all zones	
	Def. zone	Att. zone			Att. zone	Def. zone	KOR	ITA
	8 / 50%	8 / 50%	7 / 58%	5 / 42%	15 / 58%	11 / 42%	30 / 56%	24 / 44%

**HEAD TO HEAD**

	No.	ITA				Tot	wins KOR	Dz	Nz	Az
		10	11	27	62					
KOR	1	1 - 0	10 - 10	4 - 4	1 - 0	30	16 53%	4 44%	5 56%	7 58%
	3		2 - 1			3	2 67%	1 100%		1 50%
	27		1 - 4	2 - 2	3 - 1	13	6 46%	0 0%	1 50%	5 63%
	55		3 - 0	3 - 2		8	6 75%	3 100%	1 100%	2 50%
	<b>Tot</b>	<b>1</b>	<b>31</b>	<b>17</b>	<b>5</b>	<b>54</b>	<b>30 56%</b>	<b>8 50%</b>	<b>7 58%</b>	<b>15 58%</b>
<b>wins ITA</b>	<b>0 0%</b>	<b>15 48%</b>	<b>8 47%</b>	<b>1 20%</b>	<b>24 44%</b>					
<b>Dz</b>		<b>5 45%</b>	<b>5 45%</b>	<b>1 25%</b>	<b>11 42%</b>					
<b>Nz</b>	<b>0 0%</b>	<b>4 57%</b>	<b>1 33%</b>	<b>0 0%</b>	<b>5 42%</b>					
<b>Az</b>		<b>6 46%</b>	<b>2 67%</b>		<b>8 50%</b>					

<b>Legend:</b>	<b>Az</b> Attacking zone	<b>Dz</b> Defending zone	<b>No.</b> Jersey number	<b>Nz</b> Neutral zone	<b>Tot.</b> Total face-offs played
----------------	--------------------------	--------------------------	--------------------------	------------------------	------------------------------------



SUN 4 JUN 2023

Start Time 15:00

Play-offs - Game 19



## Game Roster

## CZE - CHN

## Referee

ESPOSITO Bobby (USA)

## Linesmen

HERMANSEN OSWOLD Marius (NOR) , LEWIS Brendan (USA)

## Goalkeepers

Team: CZE

No.	Name	Gen	GP	MIP	GA	SVS	SOG	SVS%	GAA
1	KUDELA Martin	M	5	224:30	14	71	85	83.53	2.81
6	VAPENKA Michal	M	5	00:00	0	0	0	0.00	0.00

## Team Roster

Team: CZE (Red)

No.	Pos.	Name	Gen	GP	G	A	PTS	PIM	+/-
1	GK	KUDELA Martin	M	5	0	0	0	0	
2	D	BOCEK Petr	M	0	0	0	0	0	0
6	GK	VAPENKA Michal	M	5	0	0	0	0	
11	D	WAGNER Karel	M	5	0	0	0	0	+1
12	F	ZIZLAVSKY Martin	M	5	0	0	0	0	-1
15	D	ZELINKA Radek	M	5	2	0	2	4	-1
18	F	NOVOTNY Miroslav	M	5	0	0	0	4	-3
19	F	OHAR Alex	M	5	0	1	1	6	-2
27	F	VRUBEL David	M	3	0	0	0	0	+1
29	D	KUBES Pavel	M	5	1	0	1	0	0
33	F	HECKO Vaclav	M	5	1	0	1	16	-2
55	F	VESELY Filip	M	4	1	0	1	0	-2
67	D	DOLEZAL Pavel	M	5	0	1	1	0	-1
74	F	GEIER Michal	M	5	2	3	5	4	-1
82	F	HABL Zdenek	M	5	1	0	1	2	-3
92	F	SEDLACEK Patrik	M	5	1	1	2	8	-2

Head Coach: NOVOTNY Jakub

Team: CHN

No.	Name	Gen	GP	MIP	GA	SVS	SOG	SVS%	GAA
1	WANG Wei	M	5	90:00	3	15	18	83.33	1.50
20	JI Yan Zhao	M	5	135:00	11	32	43	74.42	3.67

Team: CHN (Yellow)

No.	Pos.	Name	Gen	GP	G	A	PTS	PIM	+/-
1	GK	WANG Wei	M	5	0	0	0	0	0
3	D	LYU Zhi	M	5	0	4	4	4	+6
5	D	BAI Xue Song	M	1	0	0	0	2	0
7	D	XU Jin Qiang	M	4	1	1	2	2	-1
8	F	WANG Zhi Dong	M	5	8	1	9	4	+7
12	D	CHE Hang	M	4	1	0	1	0	+1
15	F	SONG Xiao Dong	M	3	0	0	0	0	0
17	F	SHEN Yi Feng	M	5	12	4	16	0	+13
18	F	WANG Ju Jiang	M	4	0	0	0	0	-2
19	F	ZHANG Zheng	M	5	2	4	6	2	+6
20	GK	JI Yan Zhao	M	5	0	0	0	0	0
22	D	HU Guang Jian	M	5	0	2	2	10	+6
23	F	CUI Yu Tao	M	5	1	5	6	0	+5
24	D	ZHU Zhan Fu	M	5	0	3	3	2	+2
28	F	TIAN Jin Tao	M	5	2	2	4	4	+10
30	F	QIU Dian Peng	M	5	0	1	1	2	-1
32	F	LI Hong Guan	M	4	4	2	6	2	+1

Head Coach: YIN Jiwu

## Legend:

<b>+/-</b>	Plus/minus net	<b>A</b>	Assists	<b>D</b>	Defence	<b>F</b>	Forward
<b>G</b>	Goals	<b>GA</b>	Goals against	<b>GAA</b>	Goals against as average per 45 minutes	<b>Gen</b>	Gender
<b>GK</b>	Goalkeeper	<b>GP</b>	Games played	<b>M</b>	Male	<b>MIP</b>	Minutes and seconds played
<b>No.</b>	Jersey number	<b>PIM</b>	Penalties in minutes	<b>Pos.</b>	Position	<b>PTS</b>	Points
<b>SOG</b>	Shots on goal	<b>SVS</b>	Saves	<b>SVS%</b>	Saves in percentage		



SUN 4 JUN 2023

Start Time 15:00

Play-offs - Game 19



## Line-ups

## CZE - CHN

## Referee

ESPOSITO Bobby (USA)

## Linesmen

HERMANSEN OSWOLD Marius (NOR) , LEWIS Brendan (USA)

## Goalkeepers

Team: CZE

No.	Name	Gen
1	KUDELA Martin	M
6	VAPENKA Michal	M

## Team Line-ups

Team: CZE (Red)

No.	Pos.	Name	Gen
29	D	KUBES Pavel	M
67	D	DOLEZAL Pavel	M
33	F	HECKO Vaclav +A	M
74	F	GEIER Michal	M
92	F	SEDLACEK Patrik	M
15	D	ZELINKA Radek +C	M
18	F	NOVOTNY Miroslav +A	M
19	F	OHAR Alex	M
55	F	VESELY Filip	M
82	F	HABL Zdenek	M
11	D	WAGNER Karel	M
12	F	ZIZLAVSKY Martin	M
27	F	VRUBEL David	M

Head Coach: NOVOTNY Jakub

## NOT DRESSED:

2 D BOCEK Petr M

Team: CHN

No.	Name	Gen
20	JI Yan Zhao	M
1	WANG Wei	M

Team: CHN (Yellow)

No.	Pos.	Name	Gen
7	D	XU Jin Qiang +A	M
24	D	ZHU Zhan Fu	M
8	F	WANG Zhi Dong	M
23	F	CUI Yu Tao +C	M
32	F	LI Hong Guan	M
3	D	LYU Zhi	M
22	D	HU Guang Jian	M
17	F	SHEN Yi Feng	M
19	F	ZHANG Zheng	M
28	F	TIAN Jin Tao	M
15	F	SONG Xiao Dong	M
18	F	WANG Ju Jiang	M
30	F	QIU Dian Peng	M

Head Coach: YIN Jiwu

## NOT DRESSED:

5 D BAI Xue Song +A M  
12 D CHE Hang M

## Legend:

<b>+A</b>	Assistant Captain	<b>+C</b>	Captain	<b>D</b>	Defence	<b>F</b>	Forward
<b>Gen</b>	Gender	<b>M</b>	Male	<b>No.</b>	Jersey number	<b>Pos.</b>	Position



SUN 4 JUN 2023

Start Time 15:00  
End Time 18:51

Play-offs - Game 19



## Game Summary

CZE - CHN 3 - 2 (1 - 1, 1 - 1, 1 - 0)

Spectators	Referee	Linesmen
689	ESPOSITO Bobby (USA)	HERMANSEN OSWOLD Marius (NOR) , LEWIS Brendan (USA)

## Team Statistics

Period	Score	SVS	SOG	PIM	TPP	PPG	SHG
1	1 : 1	4 : 0	1 : 5	0 : 0	00:00 : 00:00	0 : 0	0 : 0
2	1 : 1	4 : 4	5 : 5	0 : 2	01:49 : 00:00	1 : 0	0 : 0
3	1 : 0	5 : 3	4 : 5	4 : 4	03:58 : 04:00	1 : 0	0 : 0
<b>Total</b>	<b>3 : 2</b>	<b>13 : 7</b>	<b>10 : 15</b>	<b>4 : 6</b>	<b>05:47 : 04:00</b>	<b>2 : 0</b>	<b>0 : 0</b>

## 1st Period

Action	Time	ET/Res	Team	Type	No.	Name	(G) Name of Assistant(s) / Action Description
GK	00:00		CZE		1	KUDELA M	- Goalkeeper in
GK	00:00		CHN		20	JI YZ	- Goalkeeper in
<b>Goal</b>	<b>01:27</b>	<b>0 : 1</b>	<b>CHN</b>	<b>EQ</b>	<b>23</b>	<b>CUI YT</b>	(2) On Ice CZE 1 12 18 19 55 82 CHN 20 8 17 23 24 32
<b>Goal</b>	<b>11:17</b>	<b>1 : 1</b>	<b>CZE</b>	<b>EQ</b>	<b>74</b>	<b>GEIER M</b>	(3) 29 KUBES P On Ice CZE 1 29 33 67 74 92 CHN 20 3 17 19 22 28

## 2nd Period

Action	Time	ET/Res	Team	Type	No.	Name	(G) Name of Assistant(s) / Action Description
Penalty	15:16	17:05	CHN	2 min.	7	XU JQ	- Teeing
<b>Goal</b>	<b>17:05</b>	<b>2 : 1</b>	<b>CZE</b>	<b>PP1</b>	<b>74</b>	<b>GEIER M</b>	(4) 33 HECKO V On Ice CZE 1 19 33 55 74 82 CHN 20 17 22 23 24 *
<b>Goal</b>	<b>29:48</b>	<b>2 : 2</b>	<b>CHN</b>	<b>EQ</b>	<b>17</b>	<b>SHEN YF</b>	(13) 8 WANG ZD On Ice CZE 1 29 33 67 74 92 20 JI YZ CHN 20 7 8 17 23 24

## 3rd Period

Action	Time	ET/Res	Team	Type	No.	Name	(G) Name of Assistant(s) / Action Description
Penalty	31:55	33:55	CHN	2 min.	28	TIAN JT	- Teeing
Penalty	34:01	36:01	CZE	2 min.	55	VESELY F	- Teeing
Penalty	39:11	41:11	CZE	2 min.	18	NOVOTNY M	- Roughing
Penalty	41:48	43:46	CHN	2 min.	19	ZHANG Z	- Teeing
Time-out	41:48		CZE				
<b>Goal</b>	<b>43:46</b>	<b>3 : 2</b>	<b>CZE</b>	<b>PP1</b>	<b>15</b>	<b>ZELINKA R</b>	(3) On Ice CZE 1 15 18 19 55 82 CHN 20 7 17 22 24 *
GK	45:00		CZE				1 KUDELA M - Goalkeeper out
GK	45:00		CHN				20 JI YZ - Goalkeeper out

## Goalkeeper Records

Team : CZE - Czechia

No.	Name	SOG	SVS	MIP
1	KUDELA Martin	15	13	45:00
6	VAPENKA Michal			

Team : CHN - China

No.	Name	SOG	SVS	MIP
20	JI Yan Zhao	10	7	45:00
1	WANG Wei			

## Game Statistics

Team : CZE (Red)

Head Coach : NOVOTNY Jakub

No.	Pos.	Name	Gen	G	A	PTS	PIM	Shots on Goal			+/-
								1	2	3	
29	D	KUBES Pavel	M	0	1	1	0	0	1	1	0
33	F	HECKO Vaclav +A	M	0	1	1	0	0	0	0	0
67	D	DOLEZAL Pavel	M	0	0	0	0	1	0	1	0
74	F	GEIER Michal (BP)	M	2	0	2	0	1	2	1	4
92	F	SEDLACEK Patrik	M	0	0	0	0	0	1	0	1
15	D	ZELINKA Radek +C	M	1	0	1	0	0	0	1	1
18	F	NOVOTNY Miroslav +A	M	0	0	0	2	0	1	0	1
19	F	OHAR Alex	M	0	0	0	0	0	0	1	1



SUN 4 JUN 2023

Start Time 15:00  
End Time 18:51

Head Coach : NOVOTNY Jakub

No.	Pos.	Name	Gen	G	A	PTS	PIM	Shots on Goal				+/-
								1	2	3	TS	
55	F	VESELY Filip	M	0	0	0	2	0	0	0	0	-1
82	F	HABL Zdenek	M	0	0	0	0	0	0	0	0	-1
11	D	WAGNER Karel	M	0	0	0	0	0	0	0	0	0
12	F	ZIZLAVSKY Martin	M	0	0	0	0	0	0	0	0	-1
27	F	VRUBEL David	M	0	0	0	0	0	0	0	0	0
1	GK	KUDELA Martin	M	0	0	0	0	0	0	0	0	0
6	GK	VAPENKA Michal	M	0	0	0	0	0	0	0	0	0
<b>Total</b>				<b>3</b>	<b>2</b>	<b>5</b>	<b>4</b>	<b>1</b>	<b>5</b>	<b>4</b>	<b>10</b>	

Team : CHN (Yellow)

Head Coach : YIN Jiwu


No.	Pos.	Name	Gen	G	A	PTS	PIM	Shots on Goal				+/-
								1	2	3	TS	
7	D	XU Jin Qiang +A	M	0	0	0	2	0	0	0	0	+1
8	F	WANG Zhi Dong	M	0	1	1	0	0	2	0	2	+2
23	F	CUI Yu Tao +C	M	1	0	1	0	2	0	1	3	+2
24	D	ZHU Zhan Fu (BP)	M	0	0	0	0	0	0	0	0	+2
32	F	LI Hong Guan	M	0	0	0	0	0	0	0	0	+1
3	D	LYU Zhi	M	0	0	0	0	0	0	0	0	-1
17	F	SHEN Yi Feng	M	1	0	1	0	3	3	4	10	+1
19	F	ZHANG Zheng	M	0	0	0	2	0	0	0	0	-1
22	D	HU Guang Jian	M	0	0	0	0	0	0	0	0	-1
28	F	TIAN Jin Tao	M	0	0	0	2	0	0	0	0	-1
15	F	SONG Xiao Dong	M	0	0	0	0	0	0	0	0	0
18	F	WANG Ju Jiang	M	0	0	0	0	0	0	0	0	0
30	F	QIU Dian Peng	M	0	0	0	0	0	0	0	0	0
1	GK	WANG Wei	M	0	0	0	0	0	0	0	0	0
20	GK	JI Yan Zhao	M	0	1	1	0	0	0	0	0	0
<b>Total</b>				<b>2</b>	<b>2</b>	<b>4</b>	<b>6</b>	<b>5</b>	<b>5</b>	<b>5</b>	<b>15</b>	

Legend:			
<b>(G)</b>	Goals in tournament	*	does not count for Plus/minus
<b>+C</b>	Captain	<b>A</b>	Assists
<b>ET/Res</b>	Penalty end time/Result of game	<b>F</b>	Forward
<b>GK</b>	Goalkeeper	<b>M</b>	Male
<b>PIM</b>	Penalties in minutes	<b>Pos.</b>	Position
<b>PTS</b>	Points	<b>SHG</b>	Shorthanded goals
<b>TTP</b>	Time on power play	<b>TS</b>	Total shots
		<b>+/-</b>	Plus/minus net
		<b>D</b>	Defence
		<b>G</b>	Goals
		<b>MIP</b>	Minutes in play (GK)
		<b>PP1</b>	Power play - 1 player
		<b>SOG</b>	Shots on goal
		<b>+A</b>	Assistant Captain
		<b>EQ</b>	Equal strength
		<b>Gen</b>	Gender
		<b>No.</b>	Jersey number
		<b>PPG</b>	Power play goals
		<b>SVS</b>	Saves



### Shot Chart CZE - CHN

Shots by CHN  
Goals (o): 1    SSG (+): 4  
SSP (<): 0    SPG (-): 0



GK 1 of CZE



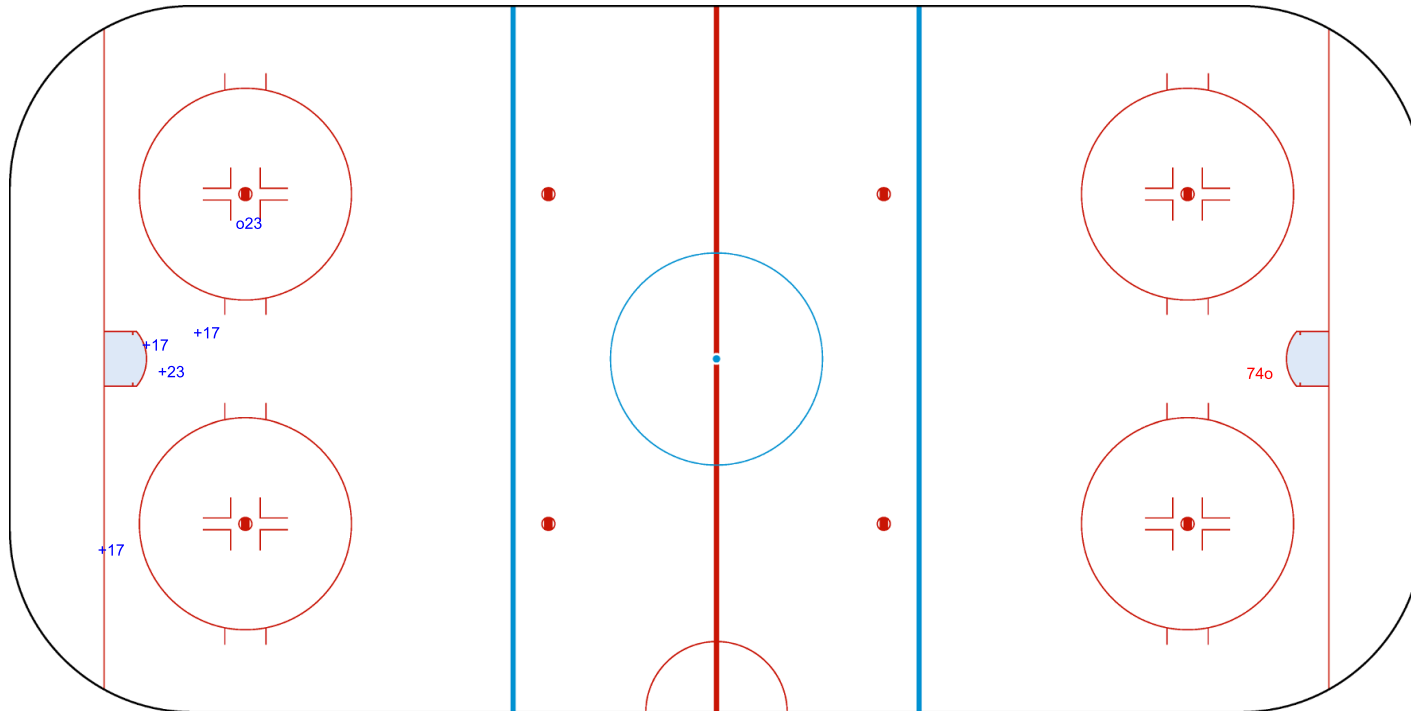
Period: 1



Shots by CZE  
Goals (o): 1    SSG (+): 0  
SSP (>): 0    SPG (-): 0



GK 20 of CHN





Shots by CZE

Goals (o): 1    SSG (+): 4  
SSP (<): 0    SPG (-): 0

o74

GK 20 of CHN



Period: 2

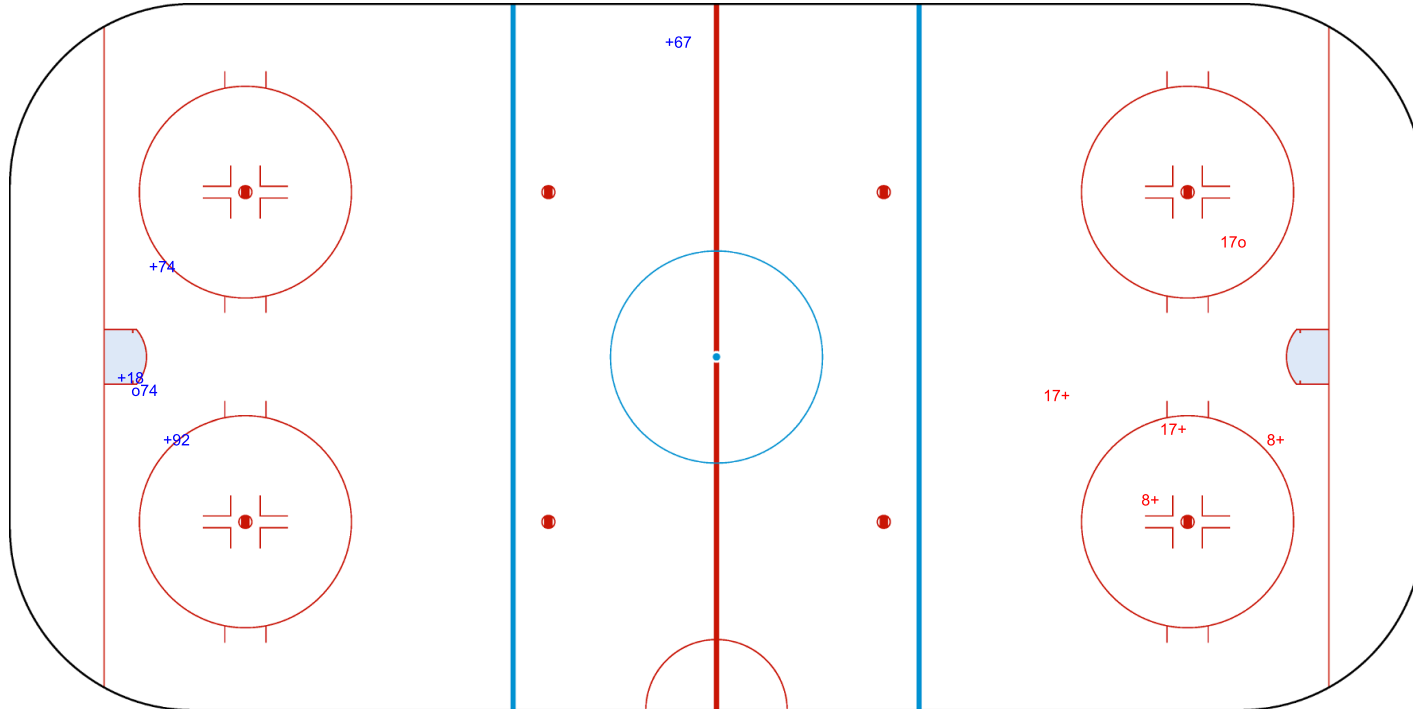


Shots by CHN

Goals (o): 1    SSG (+): 4  
SSP (>): 0    SPG (-): 0

o17

GK 1 of CZE







Shots by CHN  
Goals (o): 0  
SSP (<): 0  
SSG (+): 5  
SPG (-): 0




GK 1 of CZE



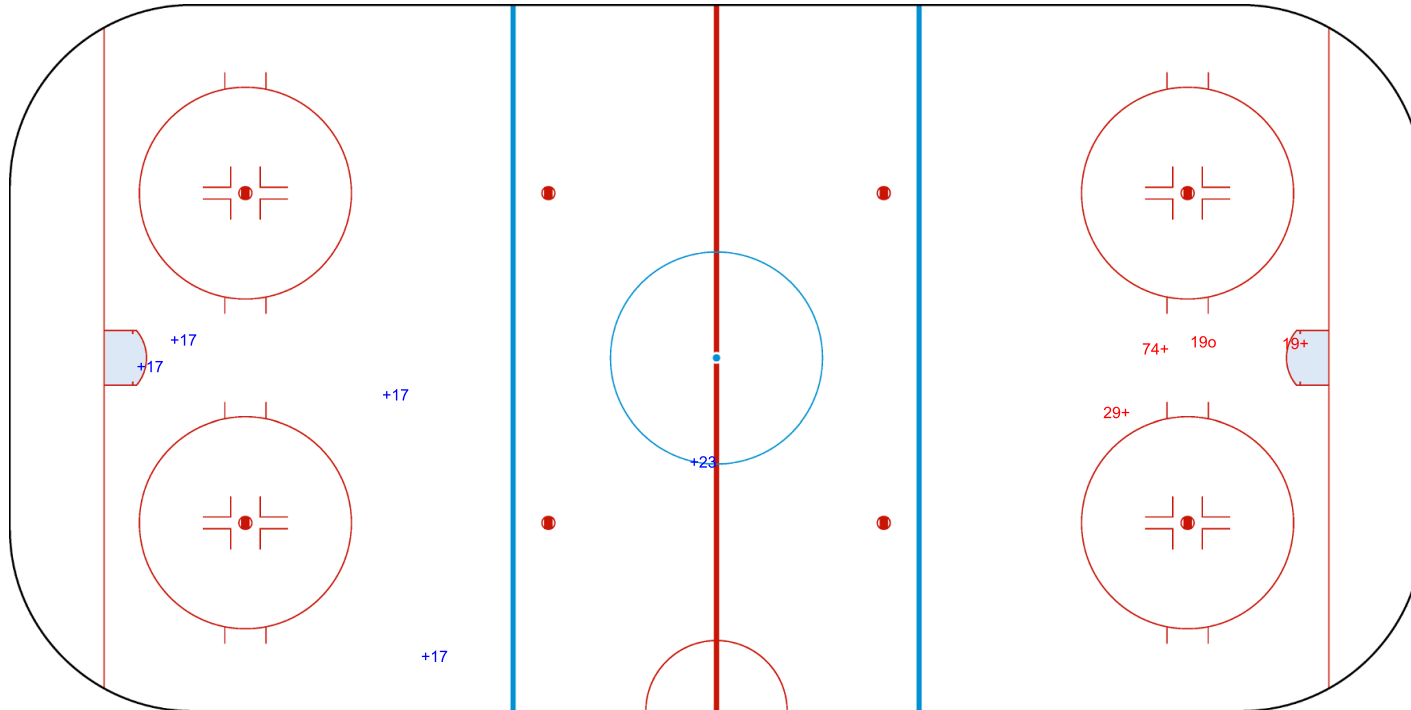
Period: 3



Shots by CZE  
Goals (o): 1  
SSP (>): 0  
SSG (+): 3  
SPG (-): 0



GK 20 of CHN



<b>Legend:</b>			
<b>GK</b>	Goalkeeper	<b>SPG</b>	Shots past goal
<b>SSG</b>	Shots saved by goalkeeper	<b>SSP</b>	Shots saved by player



Face-off Chart

CZE - CHN

PERIOD 1

	CZE		CHN		CZE		CHN		CZE		CHN		Total wins all zones				
	Def. zone	Att. zone	Neutral zone	Neutral zone	Att. zone	Def. zone	Att. zone	Def. zone	Att. zone	Def. zone							
	- 92	+ 8	- 92	+ 8	+ 19	- 28			+ 19	- 28			<table border="1"> <thead> <tr> <th>CZE</th> <th>CHN</th> </tr> </thead> <tbody> <tr> <td>7 / 50%</td> <td>7 / 50%</td> </tr> </tbody> </table>	CZE	CHN	7 / 50%	7 / 50%
CZE	CHN																
7 / 50%	7 / 50%																
	- 92	+ 28	+ 19	- 28	- 92	+ 28			- 92	+ 28							
	- 19	+ 8	- 92	+ 28	+ 92	- 28											
	+ 19	- 28	+ 19	- 8													
	- 92	+ 28	+ 92	- 28													
	+ 92	- 28															
Total wins / period	2 / 33%	4 / 67%	3 / 60%	2 / 40%	2 / 67%	1 / 33%											

PERIOD 2

	CZE		CHN		CZE		CHN		CZE		CHN		Total wins all zones				
	Def. zone	Att. zone	Neutral zone	Neutral zone	Att. zone	Def. zone	Att. zone	Def. zone	Att. zone	Def. zone							
	+ 92	- 8	- 92	+ 8	+ 92	- 8			+ 92	- 8			<table border="1"> <thead> <tr> <th>CZE</th> <th>CHN</th> </tr> </thead> <tbody> <tr> <td>12 / 63%</td> <td>7 / 37%</td> </tr> </tbody> </table>	CZE	CHN	12 / 63%	7 / 37%
CZE	CHN																
12 / 63%	7 / 37%																
	+ 92	- 8	- 19	+ 28	+ 92	- 8			+ 92	- 8							
	+ 19	- 28	+ 92	- 28	- 92	+ 8											
	- 19	+ 8	+ 19	- 28													
	+ 19	- 8	- 92	+ 28													
	+ 19	- 28	+ 19	- 19													
	+ 19	- 8	- 92	+ 8													
	+ 92	- 28															
	- 92	+ 8															
Total wins / period	7 / 78%	2 / 22%	3 / 43%	4 / 57%	2 / 67%	1 / 33%											

PERIOD 3

	CZE		CHN		CZE		CHN		CZE		CHN		Total wins all zones				
	Def. zone	Att. zone	Neutral zone	Neutral zone	Att. zone	Def. zone	Att. zone	Def. zone	Att. zone	Def. zone							
	+ 19	- 19	- 92	+ 8	- 92	+ 8			- 92	+ 8			<table border="1"> <thead> <tr> <th>CZE</th> <th>CHN</th> </tr> </thead> <tbody> <tr> <td>6 / 40%</td> <td>9 / 60%</td> </tr> </tbody> </table>	CZE	CHN	6 / 40%	9 / 60%
CZE	CHN																
6 / 40%	9 / 60%																
	- 33	+ 8	+ 33	- 19	+ 92	- 8											
	+ 19	- 19	- 19	+ 8													
	+ 19	- 19	- 19	+ 8													
	+ 19	- 8	- 92	+ 8													
			- 33	+ 19													
			- 92	+ 28													
			- 92	+ 8													
Total wins / period	4 / 80%	1 / 20%	1 / 13%	7 / 87%	1 / 50%	1 / 50%											

TOTAL

	CZE		CHN		CZE		CHN		CZE		CHN		Total wins all zones
	Def. zone	Att. zone	Neutral zone	Neutral zone	Att. zone	Def. zone	Att. zone	Def. zone	Att. zone	Def. zone			
Total wins / game	13 / 65%	7 / 35%	7 / 35%	13 / 65%	5 / 63%	3 / 37%			25 / 52%	23 / 48%			



HEAD TO HEAD

		CHN			Tot	wins CZE	Dz	Nz	Az
No.	8	19	28						
CZE	19	4 - 4	4 - 0	6 - 1	19	14 74%	9 82%	4 57%	1 100%
	33	0 - 1	1 - 1		3	1 33%	0 0%	1 50%	
	92	5 - 10		5 - 6	26	10 38%	4 50%	2 18%	4 57%
	Tot	24	6	18	48	25 52%	13 65%	7 35%	5 63%
	wins CHN	15 63%	1 17%	7 39%	23 48%				
	Dz	2 40%		1 33%	3 37%				
	Nz	8 89%	1 33%	4 50%	13 65%				
Az	5 50%	0 0%	2 29%	7 35%					

<b>Legend:</b>	<b>Az</b> Attacking zone	<b>Dz</b> Defending zone	<b>No.</b> Jersey number	<b>Nz</b> Neutral zone	<b>Tot.</b> Total face-offs played
----------------	--------------------------	--------------------------	--------------------------	------------------------	------------------------------------



SUN 4 JUN 2023

Start Time 19:00

Play-offs - Game 20



## Game Roster

## USA - CAN

## Referee

FERGENBAUM Matt (CAN)

## Goalkeepers

Team: USA

No.	Name	Gen	GP	MIP	GA	SVS	SOG	SVS%	GAA
29	LAMARRE Griffin	M	4	60:00	1	9	10	90.00	0.75
32	LEE Jen	M	4	120:00	2	20	22	90.91	0.75

## Team Roster

Team: USA (White)

No.	Pos.	Name	Gen	GP	G	A	PTS	PIM	+/-
3	F	ADAM Brandon	M	1	0	0	0	0	+1
4	F	ROYBAL Brody	M	3	5	1	6	0	+6
8	D	WALLACE Jack	M	4	1	5	6	2	+15
9	F	DODSON Travis	M	4	5	1	6	0	+7
10	F	BOLTON Brett	M	1	0	0	0	0	+2
14	F	MUSSELMAN Benjamin	M	3	1	2	3	2	+3
16	F	FARMER Declan	M	4	7	3	10	2	+13
17	D	DOUGLAS Christopher	M	4	1	4	5	0	+10
18	F	NICHOLS Evan	M	4	1	2	3	0	+6
19	F	JONES Malik	M	4	4	5	9	0	+8
22	F	GROVE Noah	M	4	1	5	6	0	+10
24	F	MISIEWICZ Joshua	M	4	0	3	3	0	+9
27	D	PAULS Josh	M	4	1	1	2	0	+11
29	GK	LAMARRE Griffin	M	4	0	0	0	0	
32	GK	LEE Jen	M	4	0	0	0	0	
37	D	EUSTACE David	M	4	1	3	4	4	+7
88	F	MCKEE Kevin	M	4	1	4	5	0	+6

Head Coach: HOFF David

## Linesmen

LUNDEN Andreas (SWE) , RUNDSTROM Tony (SWE)

Team: CAN

No.	Name	Gen	GP	MIP	GA	SVS	SOG	SVS%	GAA
30	HUNEALT Jean-Francois	M	4	45:00	1	5	6	83.33	1.00
31	LAROCQUE Dominic	M	4	133:56	3	34	37	91.89	1.01

Team: CAN (Red)

No.	Pos.	Name	Gen	GP	G	A	PTS	PIM	+/-
2	F	CRANE Rod	M	3	0	0	0	0	+1
4	F	DUNN James	M	4	5	2	7	0	+5
5	D	HENRY Tyrone	M	4	0	0	0	0	+4
7	D	LAVIN Zach	M	4	2	3	5	0	+4
8	F	McGREGOR Tyler	M	4	3	6	9	0	+8
9	F	SMITH Corbyn	M	4	1	3	4	0	+9
11	F	DIXON Adam	M	4	3	6	9	4	+5
13	F	BOILY Vincent	M	2	1	1	2	0	+1
14	F	TOUSIGNANT Raphaelle	F	1	0	0	0	0	+1
19	F	COZZOLINO Dominic	M	4	6	4	10	18	+9
20	F	LEBLANC Jacob	M	1	0	2	2	0	+1
21	F	AUCLAIR Alexis	M	2	0	0	0	2	0
26	F	JACOBS-WEBB Anton	M	4	0	2	2	2	+2
29	D	KOVACEVICH Micah	M	3	0	0	0	0	+1
30	GK	HUNEALT Jean-Francois	M	4	0	0	0	0	
31	GK	LAROCQUE Dominic	M	4	0	0	0	0	
61	D	ARMSTRONG Rob	M	4	0	1	1	0	+4
92	D	HALBERT Auren	M	4	1	1	2	0	+5

Head Coach: HERRINGTON Russ

## Legend:

<b>+/-</b>	Plus/minus net	<b>A</b>	Assists	<b>D</b>	Defence	<b>F</b>	Female / Forward
<b>G</b>	Goals	<b>GA</b>	Goals against	<b>GAA</b>	Goals against as average per 45 minutes	<b>Gen</b>	Gender
<b>GK</b>	Goalkeeper	<b>GP</b>	Games played	<b>M</b>	Male	<b>MIP</b>	Minutes and seconds played
<b>No.</b>	Jersey number	<b>PIM</b>	Penalties in minutes	<b>Pos.</b>	Position	<b>PTS</b>	Points
<b>SOG</b>	Shots on goal	<b>SVS</b>	Saves	<b>SVS%</b>	Saves in percentage		



## Line-ups

### USA - CAN

**Referee**

FERGENBAUM Matt (CAN)

**Linesmen**

LUNDEN Andreas (SWE) , RUNDSTROM Tony (SWE)

**Goalkeepers**

**Team: USA**

No.	Name	Gen
32	LEE Jen	M
29	LAMARRE Griffin	M

**Team: CAN**

No.	Name	Gen
31	LAROCQUE Dominic	M
30	HUNEAULT Jean-Francois	M

**Team Line-ups**

**Team: USA (White)**

No.	Pos.	Name	Gen
27	D	PAULS Josh +C	M
16	F	FARMER Declan +A	M
18	F	NICHOLS Evan	M
19	F	JONES Malik	M
22	F	GROVE Noah	M
8	D	WALLACE Jack	M
17	D	DOUGLAS Christopher	M
4	F	ROYBAL Brody	M
14	F	MUSSELMAN Benjamin	M
24	F	MISIEWICZ Joshua	M
37	D	EUSTACE David	M
9	F	DODSON Travis +A	M
88	F	McKEE Kevin	M

**Team: CAN (Red)**

No.	Pos.	Name	Gen
61	D	ARMSTRONG Rob	M
92	D	HALBERT Auren	M
8	F	McGREGOR Tyler +C	M
9	F	SMITH Corbyn	M
19	F	COZZOLINO Dominic	M
5	D	HENRY Tyrone +A	M
7	D	LAVIN Zach	M
4	F	DUNN James +A	M
11	F	DIXON Adam	M
26	F	JACOBS-WEBB Anton	M
29	D	KOVACEVICH Micah	M
2	F	CRANE Rod	M
13	F	BOILY Vincent	M

**Head Coach:** HOFF David

**Head Coach:** HERRINGTON Russ

**NOT DRESSED:**

3	F	ADAM Brandon	M
10	F	BOLTON Brett	M

**NOT DRESSED:**

14	F	TOUSIGNANT Raphaelle	F
20	F	LEBLANC Jacob	M
21	F	AUCLAIR Alexis	M

**Legend:**

<b>+A</b>	Assistant Captain	<b>+C</b>	Captain	<b>D</b>	Defence	<b>F</b>	Female / Forward
<b>Gen</b>	Gender	<b>M</b>	Male	<b>No.</b>	Jersey number	<b>Pos.</b>	Position



SUN 4 JUN 2023

Start Time 19:00  
End Time 20:48

Play-offs - Game 20



## Game Summary

USA - CAN 6 - 1 (2 - 0 , 2 - 0 , 2 - 1)

Spectators	Referee	Linesmen
2838	FERGENBAUM Matt (CAN)	LUNDEN Andreas (SWE) , RUNDSTROM Tony (SWE)

## Team Statistics

Period	Score	SVS	SOG	PIM	TPP	PPG	SHG
1	2 : 0	2 : 7	9 : 2	4 : 2	02:00 : 03:27	0 : 0	1 : 0
2	2 : 0	4 : 7	9 : 4	4 : 2	02:00 : 04:07	0 : 0	1 : 0
3	2 : 1	2 : 3	5 : 3	4 : 2	00:42 : 02:52	0 : 0	0 : 0
<b>Total</b>	<b>6 : 1</b>	<b>8 : 17</b>	<b>23 : 9</b>	<b>12 : 6</b>	<b>04:42 : 10:26</b>	<b>0 : 0</b>	<b>2 : 0</b>

## 1st Period

Action	Time	ET/Res	Team	Type	No.	Name	(G)	Name of Assistant(s) / Action Description
GK	00:00		USA		32	LEE J		- Goalkeeper in
GK	00:00		CAN		31	LAROCQUE D		- Goalkeeper in
<b>Goal</b>	<b>02:48</b>	<b>1 : 0</b>	<b>USA</b>	<b>EQ</b>	<b>24</b>	<b>MISIEWICZ J</b>	(1)	On Ice USA 32 4 8 9 17 24 CAN 31 2 13 29 61 92
Penalty	03:40	05:40	CAN	2 min.	8	McGREGOR T		- Interference
Penalty	09:04	11:04	USA	2 min.	27	PAULS J		- Interference
Penalty	13:33	15:33	USA	2 min.	14	MUSSELMAN B		- Interference
<b>Goal</b>	<b>14:16</b>	<b>2 : 0</b>	<b>USA</b>	<b>SH1</b>	<b>16</b>	<b>FARMER D</b>	(8)	On Ice USA 32 4 8 16 27 CAN 31 4 8 9 11 19

## 2nd Period

Action	Time	ET/Res	Team	Type	No.	Name	(G)	Name of Assistant(s) / Action Description
<b>Goal</b>	<b>16:23</b>	<b>3 : 0</b>	<b>USA</b>	<b>EQ</b>	<b>37</b>	<b>EUSTACE D</b>	(2)	On Ice USA 32 8 9 17 37 88 CAN 31 5 7 8 9 19
Penalty	22:23	24:23	USA	2 min.	24	MISIEWICZ J		- Interference
Penalty	23:57	25:57	USA	2 min.	16	FARMER D		- Interference on a Goalkeeper
Time-out	24:27		CAN					
<b>Goal</b>	<b>25:27</b>	<b>4 : 0</b>	<b>USA</b>	<b>SH1</b>	<b>8</b>	<b>WALLACE J</b>	(2)	On Ice USA 32 4 8 24 27 CAN 31 7 8 9 19 92
Penalty	26:28	28:28	CAN	2 min.	7	LAVIN Z		- High Sticking
GK	29:47		CAN					31 LAROCQUE D - Goalkeeper out

## 3rd Period

Action	Time	ET/Res	Team	Type	No.	Name	(G)	Name of Assistant(s) / Action Description
GK	30:00		CAN		31	LAROCQUE D		- Goalkeeper in
<b>Goal</b>	<b>34:22</b>	<b>4 : 1</b>	<b>CAN</b>	<b>EQ</b>	<b>8</b>	<b>McGREGOR T</b>	(4)	On Ice USA 32 4 8 16 17 24 CAN 31 5 7 8 9 19
Penalty	35:33	37:33	USA	2 min.	16	FARMER D		- Unsportsmanlike Conduct
<b>Goal</b>	<b>38:07</b>	<b>5 : 1</b>	<b>USA</b>	<b>EQ</b>	<b>16</b>	<b>FARMER D</b>	(9)	On Ice USA 32 16 18 19 22 27 CAN 31 5 7 9 19 61
GK	40:08		CAN					31 LAROCQUE D - Goalkeeper out
<b>Goal</b>	<b>42:05</b>	<b>6 : 1</b>	<b>USA</b>	<b>EQ</b>	<b>88</b>	<b>McKEE K</b>	(2)	On Ice USA 32 8 9 17 37 88 CAN 2 5 9 11 19 61
GK	42:05		CAN		31	LAROCQUE D		- Goalkeeper in
Penalty	42:18	44:18	USA	2 min.	88	McKEE K		- Slashing
GK	42:37		CAN					31 LAROCQUE D - Goalkeeper out
Penalty	43:10	45:00	CAN	2 min.	19	COZZOLINO D		- Slashing
GK	43:10		CAN		31	LAROCQUE D		- Goalkeeper in
GK	45:00		USA					32 LEE J - Goalkeeper out
GK	45:00		CAN					31 LAROCQUE D - Goalkeeper out

## Goalkeeper Records

Team : USA - United States

No.	Name	SOG	SVS	MIP
32	LEE Jen	9	8	45:00
29	LAMARRE Griffin			

Team : CAN - Canada

No.	Name	SOG	SVS	MIP
31	LAROCQUE Dominic	22	17	42:17
30	HUNEALT Jean-Francois			



SUN 4 JUN 2023

Start Time 19:00

End Time 20:48

Play-offs - Game 20



## Game Statistics

Team : USA (White)

Head Coach : HOFF David

No.	Pos.	Name	Gen	G	A	PTS	PIM	Shots on Goal				+/-
								1	2	3	TS	
16	F	FARMER Declan +A	M	2	0	2	4	3	4	1	8	+1
18	F	NICHOLS Evan	M	0	0	0	0	0	0	0	0	+1
19	F	JONES Malik	M	0	1	1	0	0	0	0	0	+1
22	F	GROVE Noah	M	0	1	1	0	0	0	0	0	+1
27	D	PAULS Josh +C	M	0	0	0	2	0	0	0	0	+3
4	F	ROYBAL Brody	M	0	1	1	0	1	0	1	2	+2
8	D	WALLACE Jack	M	1	1	2	0	1	4	1	6	+4
14	F	MUSSELMAN Benjamin	M	0	0	0	2	0	0	0	0	0
17	D	DOUGLAS Christopher	M	0	0	0	0	0	0	0	0	+2
24	F	MISIEWICZ Joshua	M	1	0	1	2	3	0	0	3	+1
9	F	DODSON Travis +A	M	0	0	0	0	1	0	1	2	+3
37	D	EUSTACE David (BP)	M	1	1	2	0	0	1	0	1	+2
88	F	McKEE Kevin	M	1	0	1	2	0	0	1	1	+2
29	GK	LAMARRE Griffin	M	0	0	0	0	0	0	0	0	
32	GK	LEE Jen	M	0	0	0	0	0	0	0	0	
<b>Total</b>				<b>6</b>	<b>5</b>	<b>11</b>	<b>12</b>	<b>9</b>	<b>9</b>	<b>5</b>	<b>23</b>	

Team : CAN (Red)

Head Coach : HERRINGTON Russ

No.	Pos.	Name	Gen	G	A	PTS	PIM	Shots on Goal				+/-
								1	2	3	TS	
8	F	McGREGOR Tyler +C (BP)	M	1	0	1	2	0	1	2	3	-2
9	F	SMITH Corbyn	M	0	0	0	0	0	1	0	1	-4
19	F	COZZOLINO Dominic	M	0	0	0	2	1	0	0	1	-4
61	D	ARMSTRONG Rob	M	0	0	0	0	0	0	0	0	-3
92	D	HALBERT Auren	M	0	0	0	0	0	0	0	0	-2
4	F	DUNN James +A	M	0	0	0	0	1	1	0	2	-1
5	D	HENRY Tyrone +A	M	0	1	1	0	0	0	0	0	-2
7	D	LAVIN Zach	M	0	1	1	2	0	0	0	0	-2
11	F	DIXON Adam	M	0	0	0	0	0	0	0	0	-2
26	F	JACOBS-WEBB Anton	M	0	0	0	0	0	1	1	2	0
2	F	CRANE Rod	M	0	0	0	0	0	0	0	0	-2
13	F	BOILY Vincent	M	0	0	0	0	0	0	0	0	-1
29	D	KOVACEVICH Micah	M	0	0	0	0	0	0	0	0	-1
30	GK	HUNEAULT Jean-Francois	M	0	0	0	0	0	0	0	0	
31	GK	LAROCQUE Dominic	M	0	0	0	0	0	0	0	0	
<b>Total</b>				<b>1</b>	<b>2</b>	<b>3</b>	<b>6</b>	<b>2</b>	<b>4</b>	<b>3</b>	<b>9</b>	

## Legend:

<b>(G)</b>	Goals in tournament	<b>+/-</b>	Plus/minus net	<b>+A</b>	Assistant Captain	<b>+C</b>	Captain
<b>A</b>	Assists	<b>D</b>	Defence	<b>ENG</b>	Empty net goal	<b>EQ</b>	Equal strength
<b>ET/Res</b>	Penalty end time/Result of game	<b>F</b>	Forward	<b>G</b>	Goals	<b>Gen</b>	Gender
<b>GK</b>	Goalkeeper	<b>M</b>	Male	<b>MIP</b>	Minutes in play (GK)	<b>No.</b>	Jersey number
<b>PIM</b>	Penalties in minutes	<b>Pos.</b>	Position	<b>PPG</b>	Power play goals	<b>PTS</b>	Points
<b>SH1</b>	Shorthanded - 1 player	<b>SHG</b>	Shorthanded goals	<b>SOG</b>	Shots on goal	<b>SVS</b>	Saves
<b>TPP</b>	Time on power play	<b>TS</b>	Total shots				



### Shot Chart USA - CAN

Shots by CAN  
Goals (o): 0    SSG (+): 2  
SSP (<): 0    SPG (-): 1




GK 32 of USA



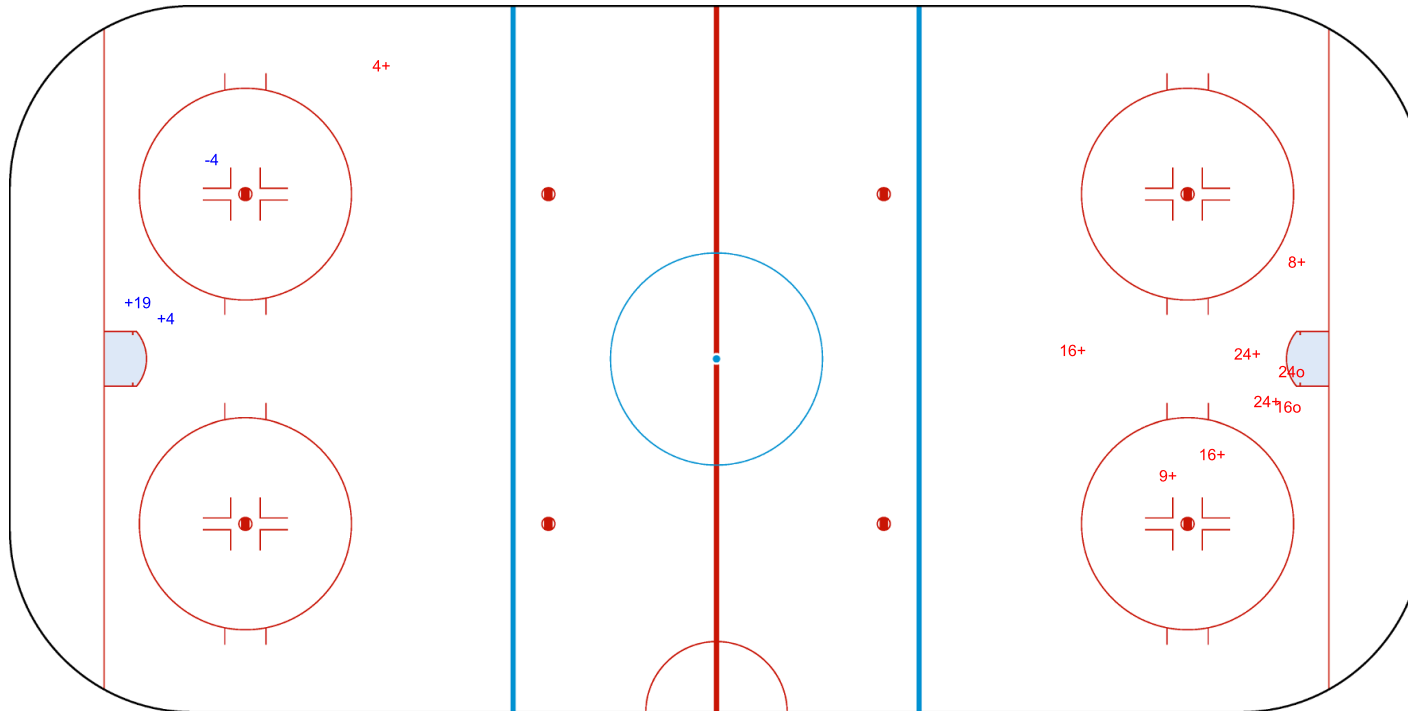
Period: 1



Shots by USA  
Goals (o): 2    SSG (+): 7  
SSP (>): 0    SPG (-): 0



GK 31 of CAN







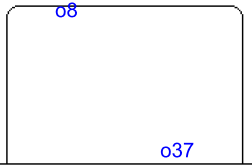
Shots by USA

Goals (o): 2

SSG (+): 7

SSP (<): 0

SPG (-): 0



GK 31 of CAN



Period: 2



Shots by CAN

Goals (o): 0

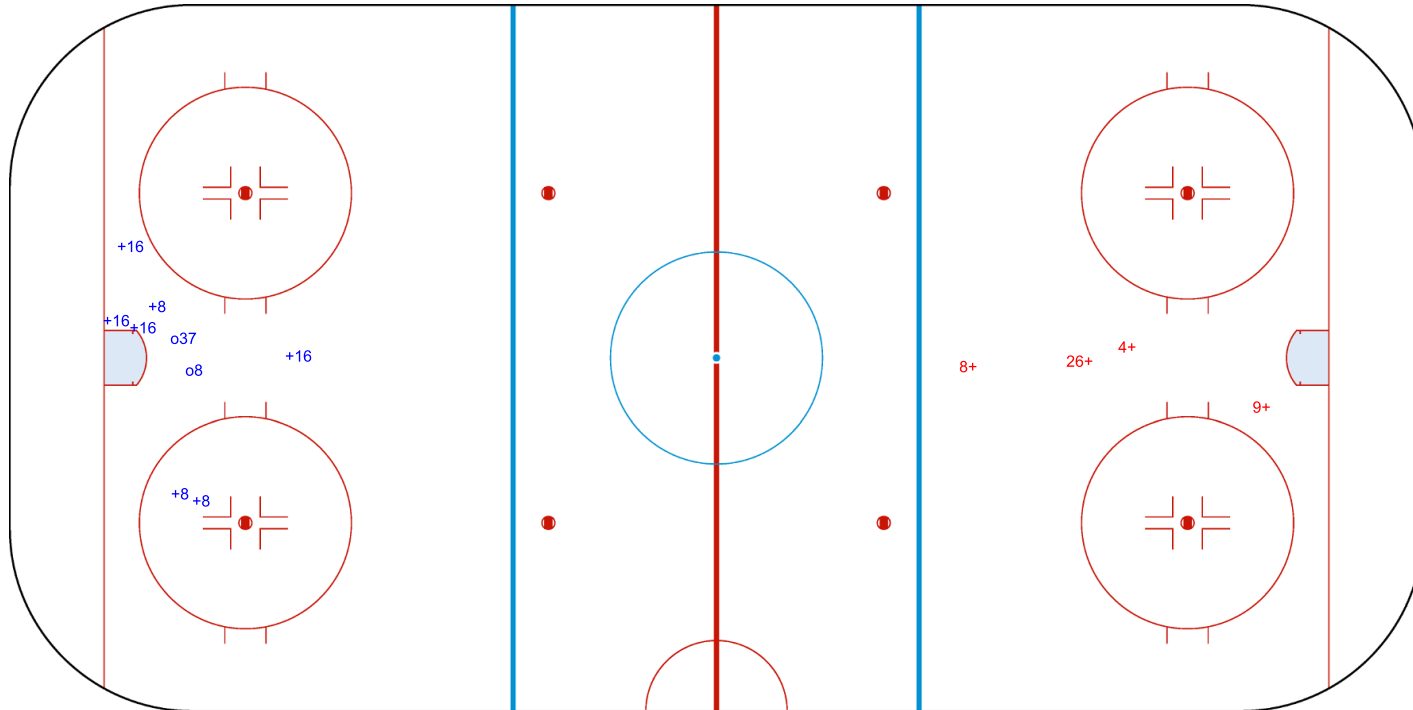
SSG (+): 4

SSP (>): 0

SPG (-): 0



GK 32 of USA





Shots by CAN

Goals (o): 1    SSG (+): 2  
SSP (<): 0    SPG (-): 1



GK 32 of USA



Period: 3




Shots by USA

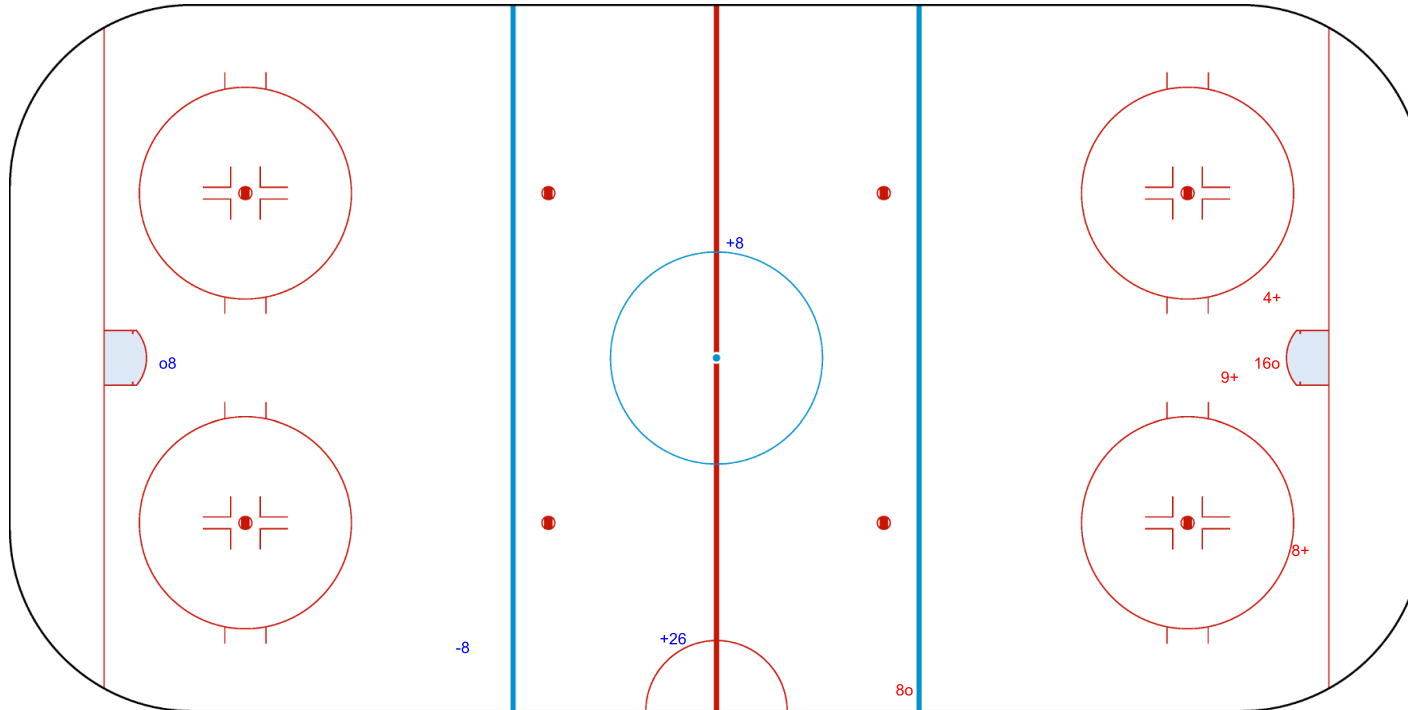
Goals (o): 2    SSG (+): 3  
SSP (>): 0    SPG (-): 0



GK 31 of CAN



ENG



<b>Legend:</b>	<b>ENG</b> Empty net goal	<b>GK</b> Goalkeeper	<b>SPG</b> Shots past goal	<b>SSG</b> Shots saved by goalkeeper	<b>SSP</b> Shots saved by player
----------------	---------------------------	----------------------	----------------------------	--------------------------------------	----------------------------------



Face-off Chart

USA - CAN

PERIOD 1

	USA		CAN		USA		CAN		USA		CAN	
	Def. zone	Att. zone	Neutral zone	Neutral zone	Att. zone	Def. zone	Att. zone	Def. zone	Total wins	Total wins	all zones	all zones
	+ 16	- 9	+ 16	- 9	+ 16	- 26	+ 16	- 19	Total wins all zones	USA	CAN	
	+ 88	- 26	+ 16	- 9	+ 16	- 19						
	- 16	+ 9	+ 16	- 9	- 24	+ 9						
	+ 16	- 9										
	+ 24	- 29										
	+ 16	- 9										
Total wins / period	5 / 83%	1 / 17%	3 / 100%	0 / 0%	2 / 67%	1 / 33%	10 / 83%	2 / 17%				

PERIOD 2

	USA		CAN		USA		CAN		USA		CAN		
	Def. zone	Att. zone	Neutral zone	Neutral zone	Att. zone	Def. zone	Att. zone	Def. zone	Total wins	Total wins	all zones	all zones	
	+ 9	- 26	+ 16	- 26	- 9	+ 9	Total wins all zones	USA	CAN				
	- 88	+ 19	+ 88	- 9	- 16	+ 26							
	+ 16	- 19	- 16	+ 9	+ 16	- 9							
	- 16	+ 26	- 9	+ 9	- 88	+ 19							
			- 24	+ 9	+ 16	- 4							
			+ 9	- 26									
Total wins / period	2 / 50%	2 / 50%	3 / 50%	3 / 50%	2 / 40%	3 / 60%	7 / 47%	8 / 53%					

PERIOD 3

	USA		CAN		USA		CAN		USA		CAN		
	Def. zone	Att. zone	Neutral zone	Neutral zone	Att. zone	Def. zone	Att. zone	Def. zone	Total wins	Total wins	all zones	all zones	
	+ 9	- 9	- 16	+ 9	- 16	+ 19	Total wins all zones	USA	CAN				
	+ 88	- 8	+ 16	- 26	+ 16	- 9							
			+ 9	- 9	+ 18	- 2							
			+ 16	- 26									
			+ 88	- 26									
Total wins / period	2 / 100%	0 / 0%	4 / 80%	1 / 20%	2 / 67%	1 / 33%	8 / 80%	2 / 20%					

TOTAL

	USA		CAN		USA		CAN		USA		CAN	
	Def. zone	Att. zone	Neutral zone	Neutral zone	Att. zone	Def. zone	Att. zone	Def. zone	Total wins	Total wins	all zones	all zones
Total wins / game	9 / 75%	3 / 25%	10 / 71%	4 / 29%	6 / 55%	5 / 45%	25 / 68%	12 / 32%				



HEAD TO HEAD

		CAN											
	No.	2	4	8	9	19	26	29	Tot	wins USA	Dz	Nz	Az
USA	9				2 - 2		2 - 0		6	4 67%	2 100%	2 67%	0 0%
	16		1 - 0		8 - 3	2 - 1	4 - 2		21	15 71%	4 67%	6 75%	5 71%
	18	1 - 0							1	1 100%			1 100%
	24				0 - 2			1 - 0	3	1 33%	1 100%	0 0%	0 0%
	88			1 - 0	1 - 0	0 - 2	2 - 0		6	4 67%	2 67%	2 100%	0 0%
<b>Tot</b>		1	1	1	18	5	10	1	37	25 68%	9 75%	10 71%	6 55%
<b>wins CAN</b>		0 0%	0 0%	0 0%	7 39%	3 60%	2 20%	0 0%	12 32%				
<b>Dz</b>		0 0%	0 0%		2 50%	2 67%	1 50%		5 45%				
<b>Nz</b>					4 44%		0 0%		4 29%				
<b>Az</b>				0 0%	1 20%	1 50%	1 33%	0 0%	3 25%				

<b>Legend:</b>									
<b>Az</b>	Attacking zone	<b>Dz</b>	Defending zone	<b>No.</b>	Jersey number	<b>Nz</b>	Neutral zone	<b>Tot.</b>	Total face-offs played



## Team Statistics

As of SUN 4 JUN 2023

Including Game 20

### Scoring Efficiency

(Ranked by highest SG% / highest GP)

Rank	Team	GP	GF	SSG	SOG	SG%
1	USA	5	35	89	124	<b>28.23</b>
2	CHN	6	33	93	126	<b>26.19</b>
3	CAN	5	23	83	106	<b>21.70</b>
4	NOR	4	11	69	80	<b>13.75</b>
5	ITA	5	6	46	52	<b>11.54</b>
6	CZE	6	12	98	110	<b>10.91</b>
7	KOR	5	5	46	51	<b>9.80</b>
8	GER	4	6	56	62	<b>9.68</b>

### Power Play

(Ranked by highest PP% / highest GP)

Rank	Team	GP	ADV	PPGF	PP%	TPP	M:S
1	CHN	6	13	7	<b>53.85</b>	18:45	02:40
2	CAN	5	20	7	<b>35.00</b>	32:04	04:34
3	CZE	6	13	4	<b>30.77</b>	23:47	05:56
4	USA	5	14	3	<b>21.43</b>	22:51	07:37
5	KOR	5	12	2	<b>16.67</b>	20:46	10:23
6	ITA	5	12	1	<b>8.33</b>	20:40	20:40
7	NOR	4	12	1	<b>8.33</b>	19:25	19:25
8	GER	4	10	0	<b>0.00</b>	17:06	00:00

### Penalty Killing

(Ranked by highest PK% / highest GP)

Rank	Team	GP	DVG	PPGA	PK%	TSH	M:S
1	USA	5	10	0	<b>100.00</b>	20:29	00:00
2	CHN	6	18	3	<b>83.33</b>	34:19	11:26
3	NOR	4	6	1	<b>83.33</b>	07:52	07:52
4	CAN	5	11	2	<b>81.82</b>	18:05	09:02
5	ITA	5	14	3	<b>78.57</b>	20:06	06:42
6	CZE	6	18	4	<b>77.78</b>	31:17	07:49
7	GER	4	12	3	<b>75.00</b>	19:02	06:20
8	KOR	5	17	9	<b>47.06</b>	24:14	02:41

### Goalkeeping

(Ranked by highest SVS%)

Rank	Team	GP	GA	SVS	SOG	SVS%	GAA	SHGA	PPGA	SO	ENG
1	USA	5	4	37	41	<b>90.24</b>	0.80	0	0	2	0
2	ITA	5	17	117	134	<b>87.31</b>	3.19	2	3	1	0
3	CZE	6	16	84	100	<b>84.00</b>	2.67	0	4	2	0
4	CAN	5	11	56	67	<b>83.58</b>	2.24	2	2	1	2
5	GER	4	17	67	84	<b>79.76</b>	4.14	1	3	0	0
6	KOR	5	35	118	153	<b>77.12</b>	6.70	1	9	0	0
7	NOR	4	14	47	61	<b>77.05</b>	3.56	2	1	0	1
8	CHN	6	17	54	71	<b>76.06</b>	2.83	0	3	1	0

### Penalties

(Ranked by highest PIM)

Rank	Team	GP	2	5	10	GM	MP	PIM	PAVG
1	CZE	6	19	0	1	0	0	<b>48</b>	8:00
2	CHN	6	20	0	0	0	0	<b>40</b>	6:40
3	KOR	5	18	0	0	0	0	<b>36</b>	7:12
4	CAN	5	12	0	1	0	0	<b>34</b>	6:48
5	ITA	5	14	0	0	0	0	<b>28</b>	5:36
6	GER	4	13	0	0	0	0	<b>26</b>	6:30
7	USA	5	13	0	0	0	0	<b>26</b>	5:12
8	NOR	4	7	0	0	0	0	<b>14</b>	3:30

### Shorthanded Goals

(Ranked by highest NET / lowest GP)

Rank	Team	GP	SHGF	SHGA	NET
1	USA	5	3	0	<b>+3</b>
2	CHN	6	2	0	<b>+2</b>
3	CZE	6	1	0	<b>+1</b>
4	GER	4	1	1	<b>0</b>
5	NOR	4	1	2	<b>-1</b>
6	KOR	5	0	1	<b>-1</b>
7	CAN	5	0	2	<b>-2</b>
7	ITA	5	0	2	<b>-2</b>

### Attendance

(Ranked by highest average attendance)

Rank	Team	GP	Spect	AVG
1	CAN	5	8835	<b>1767</b>
2	USA	5	7172	<b>1434</b>
3	CZE	6	4331	<b>721</b>
4	CHN	6	3734	<b>622</b>
5	GER	4	2270	<b>567</b>
6	KOR	5	2552	<b>510</b>
7	ITA	5	1798	<b>359</b>
8	NOR	4	1254	<b>313</b>
	<b>Total</b>	<b>20</b>	<b>15973</b>	<b>798</b>

Legend:			
<b>2</b>	Two (2) minute penalties	<b>5</b>	Five (5) minute penalties
<b>ADV</b>	Advantage (times on power play)	<b>AVG</b>	Average
<b>ENG</b>	Empty net goals	<b>GA</b>	Goals against
<b>GF</b>	Goals for	<b>GM</b>	Game misconducts
<b>MP</b>	Match penalties	<b>M:S</b>	Average time in min. and sec.
<b>PAVG</b>	PIM in average	<b>PIM</b>	Penalties in minutes
<b>PPGA</b>	Power play goals against	<b>PPGF</b>	Power play goals for
<b>SG%</b>	Percentage of goals from total shots	<b>SHGA</b>	Shorthanded goals against
<b>SO</b>	Shutouts	<b>SOG</b>	Shots on goal
<b>SSG</b>	Shots saved by goalkeeper	<b>SVS</b>	Saves
<b>TPP</b>	Time of power play	<b>TSH</b>	Time shorthanded in min. and sec.
		<b>10</b>	Ten (10) minute penalties
		<b>DVG</b>	Disadvantage (number of times shorthanded)
		<b>GAA</b>	Goals against as average per 45 minutes
		<b>GP</b>	Number of games played
		<b>NET</b>	SHGF - SHGA
		<b>PK%</b>	Penalty killing percentage
		<b>PP%</b>	Power play eff. as percentage
		<b>SHGF</b>	Shorthanded goals for
		<b>Spect</b>	Spectators
		<b>SVS%</b>	SVS as percentage of total SOG



## Player Statistics by Team

As of SUN 4 JUN 2023

Including Game 20

## CAN - Canada

## Playing Statistics

No.	Name	Gen	Pos.	GP	G	A	PTS	PIM	+/-	GWG	PPG	SHG	SOG	SG%	TM	M/G	TSh	AT/S
2	CRANE Rod	M	F	4	0	0	0	0	-1	0	0	0	2	0.00	0:00	0:00	0	0:00
4	DUNN James	M	F	5	5	2	7	0	+4	1	2	0	14	35.71	0:00	0:00	0	0:00
5	HENRY Tyrone	M	D	5	0	1	1	0	+2	0	0	0	1	0.00	0:00	0:00	0	0:00
7	LAVIN Zach	M	D	5	2	4	6	2	+2	0	1	0	5	40.00	0:00	0:00	0	0:00
8	McGREGOR Tyler	M	F	5	4	6	10	2	+6	0	0	0	23	17.39	0:00	0:00	0	0:00
9	SMITH Corbyn	M	F	5	1	3	4	0	+5	0	0	0	8	12.50	0:00	0:00	0	0:00
11	DIXON Adam	M	F	5	3	6	9	4	+3	1	1	0	8	37.50	0:00	0:00	0	0:00
13	BOILY Vincent	M	F	3	1	1	2	0	0	0	0	0	9	11.11	0:00	0:00	0	0:00
14	TOUSIGNANT Raphaelle	F	F	1	0	0	0	0	+1	0	0	0	1	0.00	0:00	0:00	0	0:00
19	COZZOLINO Dominic	M	F	5	6	4	10	20	+5	1	2	0	12	50.00	0:00	0:00	0	0:00
20	LEBLANC Jacob	M	F	1	0	2	2	0	+1	0	0	0	4	0.00	0:00	0:00	0	0:00
21	AUCLAIR Alexis	M	F	2	0	0	0	2	0	0	0	0	0	0.00	0:00	0:00	0	0:00
26	JACOBS-WEBB Anton	M	F	5	0	2	2	2	+2	0	0	0	4	0.00	0:00	0:00	0	0:00
29	KOVACEVICH Micah	M	D	4	0	0	0	0	0	0	0	0	4	0.00	0:00	0:00	0	0:00
30	HUNEALTY Jean-Francois	M	GK	5	0	0	0	0		0	0	0	0	0.00				
31	LAROCQUE Dominic	M	GK	5	0	0	0	0		0	0	0	0	0.00				
61	ARMSTRONG Rob	M	D	5	0	1	1	0	+1	0	0	0	4	0.00	0:00	0:00	0	0:00
92	HALBERT Auren	M	D	5	1	1	2	0	+3	0	1	0	7	14.29	0:00	0:00	0	0:00

## Goalkeeping Statistics

No.	Name	Gen	GPT	GKD	GPI	MIP	MIP%	GA	SVS	SOG	SVS%	GAA	SO	W	L
30	HUNEALTY Jean-Francois	M	5	5	1	45:00	20.34	1	5	6	83.33	1.00	0	1	0
31	LAROCQUE Dominic	M	5	5	4	176:13	79.66	8	51	59	86.44	2.04	1	2	2

## Legend:

<b>+/-</b>	Plus/minus net	<b>A</b>	Assists	<b>AT/S</b>	Average time per shift
<b>D</b>	Defence	<b>F</b>	Female / Forward	<b>G</b>	Goals
<b>GA</b>	Goals against	<b>GAA</b>	Goals against as average per 45 minutes	<b>Gen</b>	Gender
<b>GK</b>	Goalkeeper	<b>GKD</b>	Goalkeeper dressed	<b>GP</b>	Number of games played
<b>GPI</b>	Games played in	<b>GPT</b>	Number of games played by team	<b>GWG</b>	Game winning goals
<b>L</b>	Number of games lost	<b>M</b>	Male	<b>MIP</b>	Minutes and seconds played
<b>MIP%</b>	MIP as percentage	<b>M/G</b>	Minutes per game	<b>No.</b>	Jersey number
<b>PIM</b>	Penalties in minutes	<b>Pos.</b>	Position on team	<b>PPG</b>	Power play goals
<b>PTS</b>	Points	<b>SG%</b>	Percentage of goals from total shots	<b>SHG</b>	Shorthanded goals
<b>SO</b>	Shutouts	<b>SOG</b>	Shots on goal	<b>SVS</b>	Saves
<b>SVS%</b>	SVS as percentage of total SOG	<b>TM</b>	Total minutes played	<b>TSh</b>	Total shifts played
<b>W</b>	Number of games won				



### Player Statistics by Team

As of SUN 4 JUN 2023

Including Game 19

### CHN - China

#### Playing Statistics

No.	Name	Gen	Pos.	GP	G	A	PTS	PIM	+/-	GWG	PPG	SHG	SOG	SG%	TM	M/G	TSh	AT/S
1	WANG Wei	M	GK	6	0	0	0	0		0	0	0	0	0.00				
3	LYU Zhi	M	D	6	0	4	4	4	+5	0	0	0	4	0.00	0:00	0:00	0	0:00
5	BAI Xue Song	M	D	1	0	0	0	2	0	0	0	0	2	0.00	0:00	0:00	0	0:00
7	XU Jin Qiang	M	D	5	1	1	2	4	0	0	1	0	3	33.33	0:00	0:00	0	0:00
8	WANG Zhi Dong	M	F	6	8	2	10	4	+9	2	2	0	24	33.33	0:00	0:00	0	0:00
12	CHE Hang	M	D	4	1	0	1	0	+1	0	0	0	1	100.00	0:00	0:00	0	0:00
15	SONG Xiao Dong	M	F	4	0	0	0	0	0	0	0	0	1	0.00	0:00	0:00	0	0:00
17	SHEN Yi Feng	M	F	6	13	4	17	0	+14	1	3	2	33	39.39	0:00	0:00	0	0:00
18	WANG Ju Jiang	M	F	5	0	0	0	0	-2	0	0	0	2	0.00	0:00	0:00	0	0:00
19	ZHANG Zheng	M	F	6	2	4	6	4	+5	1	0	0	8	25.00	0:00	0:00	0	0:00
20	JI Yan Zhao	M	GK	6	0	1	1	0		0	0	0	0	0.00				
22	HU Guang Jian	M	D	6	0	2	2	10	+5	0	0	0	4	0.00	0:00	0:00	0	0:00
23	CUI Yu Tao	M	F	6	2	5	7	0	+7	0	1	0	9	22.22	0:00	0:00	0	0:00
24	ZHU Zhan Fu	M	D	6	0	3	3	2	+4	0	0	0	4	0.00	0:00	0:00	0	0:00
28	TIAN Jin Tao	M	F	6	2	2	4	6	+9	0	0	0	20	10.00	0:00	0:00	0	0:00
30	QIU Dian Peng	M	F	6	0	1	1	2	-1	0	0	0	2	0.00	0:00	0:00	0	0:00
32	LI Hong Guan	M	F	5	4	2	6	2	+2	0	0	0	9	44.44	0:00	0:00	0	0:00

#### Goalkeeping Statistics

No.	Name	Gen	GPT	GKD	GPI	MIP	MIP%	GA	SVS	SOG	SVS%	GAA	SO	W	L
1	WANG Wei	M	6	6	2	90:00	33.33	3	15	18	83.33	1.50	0	2	0
20	JI Yan Zhao	M	6	6	4	180:00	66.67	14	39	53	73.58	3.50	1	2	2

Legend:			
<b>+/-</b>	Plus/minus net	<b>A</b>	Assists
<b>D</b>	Defence	<b>F</b>	Forward
<b>GA</b>	Goals against	<b>GAA</b>	Goals against as average per 45 minutes
<b>GK</b>	Goalkeeper	<b>GKD</b>	Goalkeeper dressed
<b>GPI</b>	Games played in	<b>GPT</b>	Number of games played by team
<b>L</b>	Number of games lost	<b>M</b>	Male
<b>MIP%</b>	MIP as percentage	<b>M/G</b>	Minutes per game
<b>PIM</b>	Penalties in minutes	<b>Pos.</b>	Position on team
<b>PTS</b>	Points	<b>SG%</b>	Percentage of goals from total shots
<b>SO</b>	Shutouts	<b>SOG</b>	Shots on goal
<b>SVS%</b>	SVS as percentage of total SOG	<b>TM</b>	Total minutes played
<b>W</b>	Number of games won	<b>AT/S</b>	Average time per shift
		<b>G</b>	Goals
		<b>Gen</b>	Gender
		<b>GP</b>	Number of games played
		<b>GWG</b>	Game winning goals
		<b>MIP</b>	Minutes and seconds played
		<b>No.</b>	Jersey number
		<b>PPG</b>	Power play goals
		<b>SHG</b>	Shorthanded goals
		<b>SVS</b>	Saves
		<b>TSh</b>	Total shifts played



## Player Statistics by Team

As of SUN 4 JUN 2023

Including Game 19

## CZE - Czechia

## Playing Statistics

No.	Name	Gen	Pos.	GP	G	A	PTS	PIM	+/-	GWG	PPG	SHG	SOG	SG%	TM	M/G	TSh	AT/S
1	KUDELA Martin	M	GK	6	0	0	0	0		0	0	0	0	0.00				
2	BOCEK Petr	M	D	0	0	0	0	0	0	0	0	0	0	0.00	0:00	0:00	0	0:00
6	VAPENKA Michal	M	GK	6	0	0	0	0		0	0	0	0	0.00				
11	WAGNER Karel	M	D	6	0	0	0	0	+1	0	0	0	11	0.00	0:00	0:00	0	0:00
12	ZIZLAVSKY Martin	M	F	6	0	0	0	0	-2	0	0	0	2	0.00	0:00	0:00	0	0:00
15	ZELINKA Radek	M	D	6	3	0	3	4	-1	1	2	0	12	25.00	0:00	0:00	0	0:00
18	NOVOTNY Miroslav	M	F	6	0	0	0	6	-4	0	0	0	4	0.00	0:00	0:00	0	0:00
19	OHAR Alex	M	F	6	0	1	1	6	-3	0	0	0	7	0.00	0:00	0:00	0	0:00
27	VRUBEL David	M	F	4	0	0	0	0	+1	0	0	0	0	0.00	0:00	0:00	0	0:00
29	KUBES Pavel	M	D	6	1	1	2	0	0	0	0	0	16	6.25	0:00	0:00	0	0:00
33	HECKO Vaclav	M	F	6	1	1	2	16	-2	0	0	0	7	14.29	0:00	0:00	0	0:00
55	VESELY Filip	M	F	5	1	0	1	2	-3	0	0	0	8	12.50	0:00	0:00	0	0:00
67	DOLEZAL Pavel	M	D	6	0	1	1	0	-1	0	0	0	6	0.00	0:00	0:00	0	0:00
74	GEIER Michal	M	F	6	4	3	7	4	-1	0	1	1	19	21.05	0:00	0:00	0	0:00
82	HABL Zdenek	M	F	6	1	0	1	2	-4	1	0	0	10	10.00	0:00	0:00	0	0:00
92	SEDLACEK Patrik	M	F	6	1	1	2	8	-2	1	1	0	8	12.50	0:00	0:00	0	0:00

## Goalkeeping Statistics

No.	Name	Gen	GPT	GKD	GPI	MIP	MIP%	GA	SVS	SOG	SVS%	GAA	SO	W	L
1	KUDELA Martin	M	6	6	6	269:30	100.00	16	84	100	84.00	2.67	2	3	3
6	VAPENKA Michal	M	6	6	0	00:00	0.00	0	0	0	0.00	0.00	0	0	0

## Legend:

<b>+/-</b>	Plus/minus net	<b>A</b>	Assists	<b>AT/S</b>	Average time per shift
<b>D</b>	Defence	<b>F</b>	Forward	<b>G</b>	Goals
<b>GA</b>	Goals against	<b>GAA</b>	Goals against as average per 45 minutes	<b>Gen</b>	Gender
<b>GK</b>	Goalkeeper	<b>GKD</b>	Goalkeeper dressed	<b>GP</b>	Number of games played
<b>GPI</b>	Games played in	<b>GPT</b>	Number of games played by team	<b>GWG</b>	Game winning goals
<b>L</b>	Number of games lost	<b>M</b>	Male	<b>MIP</b>	Minutes and seconds played
<b>MIP%</b>	MIP as percentage	<b>M/G</b>	Minutes per game	<b>No.</b>	Jersey number
<b>PIM</b>	Penalties in minutes	<b>Pos.</b>	Position on team	<b>PPG</b>	Power play goals
<b>PTS</b>	Points	<b>SG%</b>	Percentage of goals from total shots	<b>SHG</b>	Shorthanded goals
<b>SO</b>	Shutouts	<b>SOG</b>	Shots on goal	<b>SVS</b>	Saves
<b>SVS%</b>	SVS as percentage of total SOG	<b>TM</b>	Total minutes played	<b>TSh</b>	Total shifts played
<b>W</b>	Number of games won				





## Player Statistics by Team

As of SAT 3 JUN 2023

Including Game 15

## GER - Germany

## Playing Statistics

No.	Name	Gen	Pos.	GP	G	A	PTS	PIM	+/-	GWG	PPG	SHG	SOG	SG%	TM	M/G	TSh	AT/S
3	DISVELD Bas	M	F	4	0	1	1	0	-4	0	0	0	2	0.00	0:00	0:00	0	0:00
6	RAEDLER Hugo	M	D	4	0	0	0	2	-2	0	0	0	3	0.00	0:00	0:00	0	0:00
7	UHLEMANN Lars	M	GK	4	0	0	0	0		0	0	0	0	0.00				
8	RENNHACK Frank	M	F	4	0	2	2	4	-2	0	0	0	13	0.00	0:00	0:00	0	0:00
21	BETZ Steven	M	F	4	0	0	0	0	-2	0	0	0	0	0.00	0:00	0:00	0	0:00
22	MUEHLHANS Veit	M	F	2	0	0	0	0	0	0	0	0	0	0.00	0:00	0:00	0	0:00
33	KUHLI-LAUENSTEIN Ingo	M	F	4	1	0	1	6	-4	0	0	0	9	11.11	0:00	0:00	0	0:00
43	HERING Bernhard	M	F	4	2	2	4	6	-3	1	0	0	16	12.50	0:00	0:00	0	0:00
44	BRELAGE Jan Malte	M	F	4	1	0	1	2	-4	0	0	0	4	25.00	0:00	0:00	0	0:00
47	KUNST Simon	M	GK	4	0	0	0	0		0	0	0	0	0.00				
52	PABST Robert	M	D	4	0	0	0	0	-3	0	0	0	0	0.00	0:00	0:00	0	0:00
69	SKLORZ Lucas	M	D	4	1	0	1	2	-6	0	0	0	3	33.33	0:00	0:00	0	0:00
77	WEDDE Joerg	M	F	4	0	0	0	0	-2	0	0	0	2	0.00	0:00	0:00	0	0:00
97	SCHRADER Felix	M	F	4	1	1	2	4	-5	0	0	1	10	10.00	0:00	0:00	0	0:00

## Goalkeeping Statistics

No.	Name	Gen	GPT	GKD	GPI	MIP	MIP%	GA	SVS	SOG	SVS%	GAA	SO	W	L
7	UHLEMANN Lars	M	4	4	0	00:00	0.00	0	0	0	0.00	0.00	0	0	0
47	KUNST Simon	M	4	4	4	185:00	100.00	16	67	83	80.72	3.89	1	1	2

## Legend:

<b>+/-</b>	Plus/minus net	<b>A</b>	Assists	<b>AT/S</b>	Average time per shift
<b>D</b>	Defence	<b>F</b>	Forward	<b>G</b>	Goals
<b>GA</b>	Goals against	<b>GAA</b>	Goals against as average per 45 minutes	<b>Gen</b>	Gender
<b>GK</b>	Goalkeeper	<b>GKD</b>	Goalkeeper dressed	<b>GP</b>	Number of games played
<b>GPI</b>	Games played in	<b>GPT</b>	Number of games played by team	<b>GWG</b>	Game winning goals
<b>L</b>	Number of games lost	<b>M</b>	Male	<b>MIP</b>	Minutes and seconds played
<b>MIP%</b>	MIP as percentage	<b>M/G</b>	Minutes per game	<b>No.</b>	Jersey number
<b>PIM</b>	Penalties in minutes	<b>Pos.</b>	Position on team	<b>PPG</b>	Power play goals
<b>PTS</b>	Points	<b>SG%</b>	Percentage of goals from total shots	<b>SHG</b>	Shorthanded goals
<b>SO</b>	Shutouts	<b>SOG</b>	Shots on goal	<b>SVS</b>	Saves
<b>SVS%</b>	SVS as percentage of total SOG	<b>TM</b>	Total minutes played	<b>TSh</b>	Total shifts played
<b>W</b>	Number of games won				



## Player Statistics by Team

As of SUN 4 JUN 2023

Including Game 18

## ITA - Italy

## Playing Statistics

No.	Name	Gen	Pos.	GP	G	A	PTS	PIM	+/-	GWG	PPG	SHG	SOG	SG%	TM	M/G	TSh	AT/S
1	STILLITANO Santino	M	GK	5	0	0	0	0		0	0	0	0	0.00				
2	ENDERLE Alex	M	D	5	0	0	0	2	-2	0	0	0	2	0.00	0:00	0:00	0	0:00
4	REMOTTI MARNINI Matteo	M	F	5	0	0	0	2	-1	0	0	0	3	0.00	0:00	0:00	0	0:00
6	CAVALIERE Gian Luca	M	D	3	0	0	0	2	-3	0	0	0	1	0.00	0:00	0:00	0	0:00
8	RADICE Roberto	M	D	5	0	0	0	0	-3	0	0	0	1	0.00	0:00	0:00	0	0:00
10	KAFMANN Stephan	M	F	5	3	1	4	10	-5	1	1	0	10	30.00	0:00	0:00	0	0:00
11	LARCH Nils	M	F	5	0	3	3	2	-4	0	0	0	5	0.00	0:00	0:00	0	0:00
14	BALOSSETTI Bruno	M	D	5	0	0	0	0	0	0	0	0	1	0.00	0:00	0:00	0	0:00
15	ARAUDO Gabriele	M	GK	5	0	0	0	0		0	0	0	0	0.00				
18	MACRI Andrea	M	D	5	1	2	3	0	-6	0	0	0	14	7.14	0:00	0:00	0	0:00
25	TORELLA Francesco	M	F	5	0	0	0	2	-3	0	0	0	0	0.00	0:00	0:00	0	0:00
26	ANTOCHI Eusebiu	M	F	5	0	0	0	6	-7	0	0	0	6	0.00	0:00	0:00	0	0:00
27	ANDREONI Alessandro	M	F	5	0	1	1	0	-5	0	0	0	1	0.00	0:00	0:00	0	0:00
62	DEPAOLI Christoph	M	F	5	1	0	1	2	-6	0	0	0	7	14.29	0:00	0:00	0	0:00

## Goalkeeping Statistics

No.	Name	Gen	GPT	GKD	GPI	MIP	MIP%	GA	SVS	SOG	SVS%	GAA	SO	W	L
1	STILLITANO Santino	M	5	5	4	170:16	70.94	8	77	85	90.59	2.11	1	1	0
15	ARAUDO Gabriele	M	5	5	2	69:44	29.06	8	40	48	83.33	5.16	0	0	2

## Legend:

<b>+/-</b>	Plus/minus net	<b>A</b>	Assists	<b>AT/S</b>	Average time per shift
<b>D</b>	Defence	<b>F</b>	Forward	<b>G</b>	Goals
<b>GA</b>	Goals against	<b>GAA</b>	Goals against as average per 45 minutes	<b>Gen</b>	Gender
<b>GK</b>	Goalkeeper	<b>GKD</b>	Goalkeeper dressed	<b>GP</b>	Number of games played
<b>GPI</b>	Games played in	<b>GPT</b>	Number of games played by team	<b>GWG</b>	Game winning goals
<b>L</b>	Number of games lost	<b>M</b>	Male	<b>MIP</b>	Minutes and seconds played
<b>MIP%</b>	MIP as percentage	<b>M/G</b>	Minutes per game	<b>No.</b>	Jersey number
<b>PIM</b>	Penalties in minutes	<b>Pos.</b>	Position on team	<b>PPG</b>	Power play goals
<b>PTS</b>	Points	<b>SG%</b>	Percentage of goals from total shots	<b>SHG</b>	Shorthanded goals
<b>SO</b>	Shutouts	<b>SOG</b>	Shots on goal	<b>SVS</b>	Saves
<b>SVS%</b>	SVS as percentage of total SOG	<b>TM</b>	Total minutes played	<b>TSh</b>	Total shifts played
<b>W</b>	Number of games won				



## Player Statistics by Team

As of SUN 4 JUN 2023

Including Game 18

## KOR - Korea

## Playing Statistics

No.	Name	Gen	Pos.	GP	G	A	PTS	PIM	+/-	GWG	PPG	SHG	SOG	SG%	TM	M/G	TSh	AT/S
1	LEE Jun Yong	M	D	5	0	0	0	0	-9	0	0	0	3	0.00	0:00	0:00	0	0:00
3	RYU Jee Hyun	M	F	3	0	0	0	0	-4	0	0	0	5	0.00	0:00	0:00	0	0:00
5	YANG Gab-Gyu	M	F	5	0	0	0	0	-4	0	0	0	0	0.00	0:00	0:00	0	0:00
7	SHIN Kyoung Moon	M	F	5	0	0	0	0	-14	0	0	0	3	0.00	0:00	0:00	0	0:00
11	SONG Yeha	M	F	5	0	0	0	2	-11	0	0	0	0	0.00	0:00	0:00	0	0:00
12	KIM Young Sung	M	D	5	0	1	1	16	-12	0	0	0	9	0.00	0:00	0:00	0	0:00
13	YU Inchul	M	D	5	0	0	0	2	-10	0	0	0	2	0.00	0:00	0:00	0	0:00
14	JUNG Seung Hwan	M	F	5	2	1	3	6	-9	0	1	0	14	14.29	0:00	0:00	0	0:00
20	JANG Dong Shin	M	D	5	0	2	2	4	-12	0	0	0	6	0.00	0:00	0:00	0	0:00
22	KIM Sunghun	M	F	5	0	0	0	2	-1	0	0	0	0	0.00	0:00	0:00	0	0:00
24	KIM Inkyum	M	F	5	0	0	0	2	-10	0	0	0	0	0.00	0:00	0:00	0	0:00
27	CHO Byeong Seok	M	F	5	2	0	2	0	-9	0	1	0	5	40.00	0:00	0:00	0	0:00
39	CHOI Hyuk Jun	M	GK	5	0	0	0	0		0	0	0	0	0.00				
55	JANG Jong Ho	M	F	5	0	0	0	2	-15	0	0	0	3	0.00	0:00	0:00	0	0:00
82	BONG Daehan	M	GK	5	0	0	0	0		0	0	0	0	0.00				

## Goalkeeping Statistics

No.	Name	Gen	GPT	GKD	GPI	MIP	MIP%	GA	SVS	SOG	SVS%	GAA	SO	W	L
39	CHOI Hyuk Jun	M	5	5	5	180:18	76.72	19	81	100	81.00	4.74	0	0	3
82	BONG Daehan	M	5	5	3	54:42	23.28	16	37	53	69.81	13.16	0	0	1

## Legend:

<b>+/-</b>	Plus/minus net	<b>A</b>	Assists	<b>AT/S</b>	Average time per shift
<b>D</b>	Defence	<b>F</b>	Forward	<b>G</b>	Goals
<b>GA</b>	Goals against	<b>GAA</b>	Goals against as average per 45 minutes	<b>Gen</b>	Gender
<b>GK</b>	Goalkeeper	<b>GKD</b>	Goalkeeper dressed	<b>GP</b>	Number of games played
<b>GPI</b>	Games played in	<b>GPT</b>	Number of games played by team	<b>GWG</b>	Game winning goals
<b>L</b>	Number of games lost	<b>M</b>	Male	<b>MIP</b>	Minutes and seconds played
<b>MIP%</b>	MIP as percentage	<b>M/G</b>	Minutes per game	<b>No.</b>	Jersey number
<b>PIM</b>	Penalties in minutes	<b>Pos.</b>	Position on team	<b>PPG</b>	Power play goals
<b>PTS</b>	Points	<b>SG%</b>	Percentage of goals from total shots	<b>SHG</b>	Shorthanded goals
<b>SO</b>	Shutouts	<b>SOG</b>	Shots on goal	<b>SVS</b>	Saves
<b>SVS%</b>	SVS as percentage of total SOG	<b>TM</b>	Total minutes played	<b>TSh</b>	Total shifts played
<b>W</b>	Number of games won				



## Player Statistics by Team

As of SAT 3 JUN 2023

Including Game 15

## NOR - Norway

## Playing Statistics

No.	Name	Gen	Pos.	GP	G	A	PTS	PIM	+/-	GWG	PPG	SHG	SOG	SG%	TM	M/G	TSh	AT/S
1	SUNDT Andreas	M	GK	4	0	0	0	0		0	0	0	0	0.00				
6	KIRSTISTUEN Emil	M	F	4	0	0	0	0	0	0	0	0	1	0.00	0:00	0:00	0	0:00
9	VAERNES Morten	M	D	4	0	1	1	2	-2	0	0	0	6	0.00	0:00	0:00	0	0:00
16	NORDSTOGA Knut Andre	M	D	4	0	2	2	0	-3	0	0	0	8	0.00	0:00	0:00	0	0:00
17	SOLBERG Loyd Remi	M	F	4	2	2	4	4	0	0	0	0	15	13.33	0:00	0:00	0	0:00
20	HAMRE Martin	M	F	4	0	2	2	0	-4	0	0	0	1	0.00	0:00	0:00	0	0:00
22	BAKKE Audun	M	F	4	3	2	5	0	0	1	0	0	11	27.27	0:00	0:00	0	0:00
23	KLAKEGG Jan Roger	M	D	4	0	0	0	4	0	0	0	0	9	0.00	0:00	0:00	0	0:00
26	KRONBERG Viktor	M	F	4	0	0	0	0	-2	0	0	0	1	0.00	0:00	0:00	0	0:00
39	GROENLIE Johan	M	GK	4	0	0	0	0		0	0	0	0	0.00				
69	OEVERLI Fabian Cruickshank	M	D	4	0	0	0	0	-1	0	0	0	0	0.00	0:00	0:00	0	0:00
71	OISETH Ola	M	F	4	5	3	8	2	+1	0	1	1	22	22.73	0:00	0:00	0	0:00
91	LYNGROTH Alexander	M	F	4	1	1	2	2	-5	0	0	0	6	16.67	0:00	0:00	0	0:00

## Goalkeeping Statistics

No.	Name	Gen	GPT	GKD	GPI	MIP	MIP%	GA	SVS	SOG	SVS%	GAA	SO	W	L
1	SUNDT Andreas	M	4	4	4	177:04	100.00	13	47	60	78.33	3.30	0	1	3
39	GROENLIE Johan	M	4	4	0	00:00	0.00	0	0	0	0.00	0.00	0	0	0

## Legend:

<b>+/-</b>	Plus/minus net	<b>A</b>	Assists	<b>AT/S</b>	Average time per shift
<b>D</b>	Defence	<b>F</b>	Forward	<b>G</b>	Goals
<b>GA</b>	Goals against	<b>GAA</b>	Goals against as average per 45 minutes	<b>Gen</b>	Gender
<b>GK</b>	Goalkeeper	<b>GKD</b>	Goalkeeper dressed	<b>GP</b>	Number of games played
<b>GPI</b>	Games played in	<b>GPT</b>	Number of games played by team	<b>GWG</b>	Game winning goals
<b>L</b>	Number of games lost	<b>M</b>	Male	<b>MIP</b>	Minutes and seconds played
<b>MIP%</b>	MIP as percentage	<b>M/G</b>	Minutes per game	<b>No.</b>	Jersey number
<b>PIM</b>	Penalties in minutes	<b>Pos.</b>	Position on team	<b>PPG</b>	Power play goals
<b>PTS</b>	Points	<b>SG%</b>	Percentage of goals from total shots	<b>SHG</b>	Shorthanded goals
<b>SO</b>	Shutouts	<b>SOG</b>	Shots on goal	<b>SVS</b>	Saves
<b>SVS%</b>	SVS as percentage of total SOG	<b>TM</b>	Total minutes played	<b>TSh</b>	Total shifts played
<b>W</b>	Number of games won				



### Player Statistics by Team

As of SUN 4 JUN 2023

Including Game 20

### USA - United States

#### Playing Statistics

No.	Name	Gen	Pos.	GP	G	A	PTS	PIM	+/-	GWG	PPG	SHG	SOG	SG%	TM	M/G	TSh	AT/S
3	ADAM Brandon	M	F	1	0	0	0	0	+1	0	0	0	4	0.00	0:00	0:00	0	0:00
4	ROYBAL Brody	M	F	4	5	2	7	0	+8	1	0	0	8	62.50	0:00	0:00	0	0:00
8	WALLACE Jack	M	D	5	2	6	8	2	+19	0	1	1	16	12.50	0:00	0:00	0	0:00
9	DODSON Travis	M	F	5	5	1	6	0	+10	1	0	0	9	55.56	0:00	0:00	0	0:00
10	BOLTON Brett	M	F	1	0	0	0	0	+2	0	0	0	1	0.00	0:00	0:00	0	0:00
14	MUSSELMAN Benjamin	M	F	4	1	2	3	4	+3	0	0	0	4	25.00	0:00	0:00	0	0:00
16	FARMER Declan	M	F	5	9	3	12	6	+14	3	1	1	33	27.27	0:00	0:00	0	0:00
17	DOUGLAS Christopher	M	D	5	1	4	5	0	+12	0	0	0	6	16.67	0:00	0:00	0	0:00
18	NICHOLS Evan	M	F	5	1	2	3	0	+7	0	0	0	4	25.00	0:00	0:00	0	0:00
19	JONES Malik	M	F	5	4	6	10	0	+9	0	0	0	12	33.33	0:00	0:00	0	0:00
22	GROVE Noah	M	F	5	1	6	7	0	+11	0	1	0	3	33.33	0:00	0:00	0	0:00
24	MISIEWICZ Joshua	M	F	5	1	3	4	2	+10	0	0	0	8	12.50	0:00	0:00	0	0:00
27	PAULS Josh	M	D	5	1	1	2	2	+14	0	0	0	6	16.67	0:00	0:00	0	0:00
29	LAMARRE Griffin	M	GK	5	0	0	0	0		0	0	0	0	0.00				
32	LEE Jen	M	GK	5	0	0	0	0		0	0	0	0	0.00				
37	EUSTACE David	M	D	5	2	4	6	4	+9	0	0	1	6	33.33	0:00	0:00	0	0:00
88	McKEE Kevin	M	F	5	2	4	6	2	+8	0	0	0	4	50.00	0:00	0:00	0	0:00

#### Goalkeeping Statistics

No.	Name	Gen	GPT	GKD	GPI	MIP	MIP%	GA	SVS	SOG	SVS%	GAA	SO	W	L
29	LAMARRE Griffin	M	5	5	2	60:00	26.67	1	9	10	90.00	0.75	1	1	0
32	LEE Jen	M	5	5	4	165:00	73.33	3	28	31	90.32	0.82	1	4	0

Legend:			
<b>+/-</b>	Plus/minus net	<b>A</b>	Assists
<b>D</b>	Defence	<b>F</b>	Forward
<b>GA</b>	Goals against	<b>GAA</b>	Goals against as average per 45 minutes
<b>GK</b>	Goalkeeper	<b>GKD</b>	Goalkeeper dressed
<b>GPI</b>	Games played in	<b>GPT</b>	Number of games played by team
<b>L</b>	Number of games lost	<b>M</b>	Male
<b>MIP%</b>	MIP as percentage	<b>M/G</b>	Minutes per game
<b>PIM</b>	Penalties in minutes	<b>Pos.</b>	Position on team
<b>PTS</b>	Points	<b>SG%</b>	Percentage of goals from total shots
<b>SO</b>	Shutouts	<b>SOG</b>	Shots on goal
<b>SVS%</b>	SVS as percentage of total SOG	<b>TM</b>	Total minutes played
<b>W</b>	Number of games won	<b>AT/S</b>	Average time per shift
		<b>G</b>	Goals
		<b>Gen</b>	Gender
		<b>GP</b>	Number of games played
		<b>GWG</b>	Game winning goals
		<b>MIP</b>	Minutes and seconds played
		<b>No.</b>	Jersey number
		<b>PPG</b>	Power play goals
		<b>SHG</b>	Shorthanded goals
		<b>SVS</b>	Saves
		<b>TSh</b>	Total shifts played

**Goalkeepers**

As of SUN 4 JUN 2023

Including Game 20

(Ranked by highest SVS% / lowest GAA / highest GPI)

Rank	Name	Gender	No.	Team	GKD	GPI	MIP	MIP%	SOG	GA	SVS	SVS%	GAA	PPGA	SHGA	SO
1	STILLITANO Santino	M	1	ITA	5	4	170:16	70.94	85	8	77	<b>90.59</b>	2.11	2	1	1
2	LEE Jen	M	32	USA	5	4	165:00	73.33	31	3	28	<b>90.32</b>	0.82	0	0	1
3	LAROCQUE Dominic	M	31	CAN	5	4	176:13	79.66	59	8	51	<b>86.44</b>	2.04	2	2	1
4	KUDELA Martin	M	1	CZE	6	6	269:30	100.00	100	16	84	<b>84.00</b>	2.67	4	0	2
5	CHOI Hyuk Jun	M	39	KOR	5	5	180:18	76.72	100	19	81	<b>81.00</b>	4.74	7	0	0
6	KUNST Simon	M	47	GER	4	4	185:00	100.00	83	16	67	<b>80.72</b>	3.89	3	1	1
7	SUNDT Andreas	M	1	NOR	4	4	177:04	100.00	60	13	47	<b>78.33</b>	3.30	1	2	0
8	JI Yan Zhao	M	20	CHN	6	4	180:00	66.67	53	14	39	<b>73.58</b>	3.50	2	0	1

(Goalkeepers with less than 40% of their team's total minutes (MIP% less 40))

Name	Gender	No.	Team	GKD	GPI	MIP	MIP%	SOG	GA	SVS	SVS%	GAA	PPGA	SHGA	SO
LAMARRE Griffin	M	29	USA	5	2	60:00	26.67	10	1	9	<b>90.00</b>	0.75	0	0	1
HUNEAULT Jean-Francois	M	30	CAN	5	1	45:00	20.34	6	1	5	<b>83.33</b>	1.00	0	0	0
WANG Wei	M	1	CHN	6	2	90:00	33.33	18	3	15	<b>83.33</b>	1.50	1	0	0
ARAUDO Gabriele	M	15	ITA	5	2	69:44	29.06	48	8	40	<b>83.33</b>	5.16	1	1	0
BONG Daehan	M	82	KOR	5	3	54:42	23.28	53	16	37	<b>69.81</b>	13.16	2	1	0

**Legend:****GA** Goals against**GPI** Games played in**MIP%** MIP as percentage**SHGA** Shorthanded goals against**SVS** Saves**GAA** Goals against as average per 45 minutes**M** Male**No.** Jersey number**SO** Shutouts (no GA in a game)**SVS%** SVS as percentage of total SOG**GKD** Goalkeeper dressed**MIP** Minutes and seconds played**PPGA** Power play goals against**SOG** Shots on goal (G+SSG)



## Scoring Leaders

As of SUN 4 JUN 2023

Including Game 20

(Ranked by highest PTS/ highest G/ lowest GP)

Rank	Name	Gender	No.	Team	Pos.	GP	G	A	PTS	PIM	+/-
1	SHEN Yi Feng	M	17	CHN	F	6	13	4	17	0	+14
2	FARMER Declan	M	16	USA	F	5	9	3	12	6	+14
3	WANG Zhi Dong	M	8	CHN	F	6	8	2	10	4	+9
4	COZZOLINO Dominic	M	19	CAN	F	5	6	4	10	20	+5
5	JONES Malik	M	19	USA	F	5	4	6	10	0	+9
5	McGREGOR Tyler	M	8	CAN	F	5	4	6	10	2	+6
7	DIXON Adam	M	11	CAN	F	5	3	6	9	4	+3
8	OISETH Ola	M	71	NOR	F	4	5	3	8	2	+1
9	WALLACE Jack	M	8	USA	D	5	2	6	8	2	+19
10	ROYBAL Brody	M	4	USA	F	4	5	2	7	0	+8
11	DUNN James	M	4	CAN	F	5	5	2	7	0	+4
12	GEIER Michal	M	74	CZE	F	6	4	3	7	4	-1
13	CUI Yu Tao	M	23	CHN	F	6	2	5	7	0	+7
14	GROVE Noah	M	22	USA	F	5	1	6	7	0	+11
15	DODSON Travis	M	9	USA	F	5	5	1	6	0	+10
16	LI Hong Guan	M	32	CHN	F	5	4	2	6	2	+2
17	EUSTACE David	M	37	USA	D	5	2	4	6	4	+9
17	LAVIN Zach	M	7	CAN	D	5	2	4	6	2	+2
17	McKEE Kevin	M	88	USA	F	5	2	4	6	2	+8
20	ZHANG Zheng	M	19	CHN	F	6	2	4	6	4	+5
21	BAKKE Audun	M	22	NOR	F	4	3	2	5	0	0
22	DOUGLAS Christopher	M	17	USA	D	5	1	4	5	0	+12
23	KAFMANN Stephan	M	10	ITA	F	5	3	1	4	10	-5
24	HERING Bernhard	M	43	GER	F	4	2	2	4	6	-3
24	SOLBERG Loyd Remi	M	17	NOR	F	4	2	2	4	4	0
26	TIAN Jin Tao	M	28	CHN	F	6	2	2	4	6	+9
27	MISIEWICZ Joshua	M	24	USA	F	5	1	3	4	2	+10
27	SMITH Corbyn	M	9	CAN	F	5	1	3	4	0	+5
29	LYU Zhi	M	3	CHN	D	6	0	4	4	4	+5
30	ZELINKA Radek	M	15	CZE	D	6	3	0	3	4	-1

## Legend:

**+/-** Plus/minus net  
**F** Forward  
**M** Male  
**Pos.** Position

**A** Assists  
**G** Goals  
**No.** Jersey number  
**PTS** Points

**D** Defence  
**GP** Number of games played  
**PIM** Penalties in minutes



## Goal Scoring Leaders

As of SUN 4 JUN 2023

Including Game 20

(Ranked by highest G/ lowest GP)

Rank	Name	Gender	No.	Team	Pos.	GP	G	S	SG%	PPG	SHG	+/-
1	SHEN Yi Feng	M	17	CHN	F	6	13	33	39.39	3	2	+14
2	FARMER Declan	M	16	USA	F	5	9	33	27.27	1	1	+14
3	WANG Zhi Dong	M	8	CHN	F	6	8	24	33.33	2	0	+9
4	COZZOLINO Dominic	M	19	CAN	F	5	6	12	50.00	2	0	+5
5	OISETH Ola	M	71	NOR	F	4	5	22	22.73	1	1	+1
5	ROYBAL Brody	M	4	USA	F	4	5	8	62.50	0	0	+8
7	DODSON Travis	M	9	USA	F	5	5	9	55.56	0	0	+10
7	DUNN James	M	4	CAN	F	5	5	14	35.71	2	0	+4
9	JONES Malik	M	19	USA	F	5	4	12	33.33	0	0	+9
9	LI Hong Guan	M	32	CHN	F	5	4	9	44.44	0	0	+2
9	McGREGOR Tyler	M	8	CAN	F	5	4	23	17.39	0	0	+6
12	GEIER Michal	M	74	CZE	F	6	4	19	21.05	1	1	-1
13	BAKKE Audun	M	22	NOR	F	4	3	11	27.27	0	0	0
14	DIXON Adam	M	11	CAN	F	5	3	8	37.50	1	0	+3
14	KAFMANN Stephan	M	10	ITA	F	5	3	10	30.00	1	0	-5
16	ZELINKA Radek	M	15	CZE	D	6	3	12	25.00	2	0	-1
17	HERING Bernhard	M	43	GER	F	4	2	16	12.50	0	0	-3
17	SOLBERG Loyd Remi	M	17	NOR	F	4	2	15	13.33	0	0	0
19	CHO Byeong Seok	M	27	KOR	F	5	2	5	40.00	1	0	-9
19	EUSTACE David	M	37	USA	D	5	2	6	33.33	0	1	+9
19	JUNG Seung Hwan	M	14	KOR	F	5	2	14	14.29	1	0	-9
19	LAVIN Zach	M	7	CAN	D	5	2	5	40.00	1	0	+2
19	McKEE Kevin	M	88	USA	F	5	2	4	50.00	0	0	+8
19	WALLACE Jack	M	8	USA	D	5	2	16	12.50	1	1	+19
25	CUI Yu Tao	M	23	CHN	F	6	2	9	22.22	1	0	+7
25	TIAN Jin Tao	M	28	CHN	F	6	2	20	10.00	0	0	+9
25	ZHANG Zheng	M	19	CHN	F	6	2	8	25.00	0	0	+5
28	BOILY Vincent	M	13	CAN	F	3	1	9	11.11	0	0	0
29	BRELAGE Jan Malte	M	44	GER	F	4	1	4	25.00	0	0	-4
29	CHE Hang	M	12	CHN	D	4	1	1100.00	0	0	+1	
29	KUHLI-LAUENSTEIN Ingo	M	33	GER	F	4	1	9	11.11	0	0	-4
29	LYNGROTH Alexander	M	91	NOR	F	4	1	6	16.67	0	0	-5
29	MUSSELMAN Benjamin	M	14	USA	F	4	1	4	25.00	0	0	+3
29	SCHRADER Felix	M	97	GER	F	4	1	10	10.00	0	1	-5
29	SKLORZ Lucas	M	69	GER	D	4	1	3	33.33	0	0	-6

## Legend:

<b>+/-</b>	Plus/minus net	<b>D</b>	Defence	<b>F</b>	Forward	<b>G</b>	Goals
<b>GP</b>	Number of games played	<b>M</b>	Male	<b>No.</b>	Jersey number	<b>Pos.</b>	Position
<b>PPG</b>	Power play goals	<b>S</b>	Shots	<b>SG%</b>	Percentage of goals from total shots	<b>SHG</b>	Shorthanded goals





## Assist Leaders

As of SUN 4 JUN 2023  
Including Game 20

(Ranked by highest A/ lowest GP)

Rank	Name	Gender	No.	Team	Pos.	GP	A	+/-
1	DIXON Adam	M	11	CAN	F	5	6	+3
1	GROVE Noah	M	22	USA	F	5	6	+11
1	JONES Malik	M	19	USA	F	5	6	+9
1	McGREGOR Tyler	M	8	CAN	F	5	6	+6
1	WALLACE Jack	M	8	USA	D	5	6	+19
6	CUI Yu Tao	M	23	CHN	F	6	5	+7
7	COZZOLINO Dominic	M	19	CAN	F	5	4	+5
7	DOUGLAS Christopher	M	17	USA	D	5	4	+12
7	EUSTACE David	M	37	USA	D	5	4	+9
7	LAVIN Zach	M	7	CAN	D	5	4	+2
7	McKEE Kevin	M	88	USA	F	5	4	+8
12	LYU Zhi	M	3	CHN	D	6	4	+5
12	SHEN Yi Feng	M	17	CHN	F	6	4	+14
12	ZHANG Zheng	M	19	CHN	F	6	4	+5
15	OISETH Ola	M	71	NOR	F	4	3	+1
16	FARMER Declan	M	16	USA	F	5	3	+14
16	LARCH Nils	M	11	ITA	F	5	3	-4
16	MISIEWICZ Joshua	M	24	USA	F	5	3	+10
16	SMITH Corbyn	M	9	CAN	F	5	3	+5
20	GEIER Michal	M	74	CZE	F	6	3	-1
20	ZHU Zhan Fu	M	24	CHN	D	6	3	+4
22	LEBLANC Jacob	M	20	CAN	F	1	2	+1
23	BAKKE Audun	M	22	NOR	F	4	2	0
23	HAMRE Martin	M	20	NOR	F	4	2	-4
23	HERING Bernhard	M	43	GER	F	4	2	-3
23	MUSSELMAN Benjamin	M	14	USA	F	4	2	+3
23	NORDSTOGA Knut Andre	M	16	NOR	D	4	2	-3
23	RENNHACK Frank	M	8	GER	F	4	2	-2
23	ROYBAL Brody	M	4	USA	F	4	2	+8
23	SOLBERG Loyd Remi	M	17	NOR	F	4	2	0

**Legend:**

+/- Plus/minus net  
GP Number of games played

A Assists  
M Male

D Defence  
No. Jersey number

F Forward  
Pos. Position



## Defencemen Scoring Leaders

As of SUN 4 JUN 2023

Including Game 20

(Ranked by highest PTS / highest G / lowest GP)

Rank	Name	Gender	No.	Team	GP	G	A	PTS	PIM	+/-
1	WALLACE Jack	M	8	USA	5	2	6	8	2	+19
2	EUSTACE David	M	37	USA	5	2	4	6	4	+9
2	LAVIN Zach	M	7	CAN	5	2	4	6	2	+2
4	DOUGLAS Christopher	M	17	USA	5	1	4	5	0	+12
5	LYU Zhi	M	3	CHN	6	0	4	4	4	+5
6	ZELINKA Radek	M	15	CZE	6	3	0	3	4	-1
7	MACRI Andrea	M	18	ITA	5	1	2	3	0	-6
8	ZHU Zhan Fu	M	24	CHN	6	0	3	3	2	+4
9	HALBERT Auren	M	92	CAN	5	1	1	2	0	+3
9	PAULS Josh	M	27	USA	5	1	1	2	2	+14
9	XU Jin Qiang	M	7	CHN	5	1	1	2	4	0
12	KUBES Pavel	M	29	CZE	6	1	1	2	0	0
13	NORDSTOGA Knut Andre	M	16	NOR	4	0	2	2	0	-3
14	JANG Dong Shin	M	20	KOR	5	0	2	2	4	-12
15	HU Guang Jian	M	22	CHN	6	0	2	2	10	+5
16	CHE Hang	M	12	CHN	4	1	0	1	0	+1
16	SKLORZ Lucas	M	69	GER	4	1	0	1	2	-6
18	VAERNES Morten	M	9	NOR	4	0	1	1	2	-2
19	ARMSTRONG Rob	M	61	CAN	5	0	1	1	0	+1
19	HENRY Tyrone	M	5	CAN	5	0	1	1	0	+2
19	KIM Young Sung	M	12	KOR	5	0	1	1	16	-12
22	DOLEZAL Pavel	M	67	CZE	6	0	1	1	0	-1

## Legend:

**+/-** Plus/minus net  
**GP** Number of games played  
**PIM** Penalties in minutes

**A** Assists  
**M** Male  
**PTS** Points

**G** Goals  
**No.** Jersey number



## Face-off Leaders

As of SUN 4 JUN 2023

Including Game 20

(Ranked by highest FO%)

Rank	Name	Gender	No.	Team	Pos.	GP	FO+	FO-	FO+/-	FO%
1	FARMER Declan	M	16	USA	F	5	56	22	34	71.79
2	JANG Jong Ho	M	55	KOR	F	5	50	27	23	64.94
3	HERING Bernhard	M	43	GER	F	4	19	12	7	61.29
4	OISETH Ola	M	71	NOR	F	4	69	45	24	60.53
5	NICHOLS Evan	M	18	USA	F	5	13	9	4	59.09
6	LYNGROTH Alexander	M	91	NOR	F	4	10	7	3	58.82
7	MISIEWICZ Joshua	M	24	USA	F	5	25	19	6	56.82
8	DODSON Travis	M	9	USA	F	5	14	11	3	56.00
9	LARCH Nils	M	11	ITA	F	5	66	54	12	55.00
10	WANG Zhi Dong	M	8	CHN	F	6	63	53	10	54.31
11	LEE Jun Yong	M	1	KOR	D	5	60	51	9	54.05
12	SMITH Corbyn	M	9	CAN	F	5	43	37	6	53.75
13	SEDLACEK Patrik	M	92	CZE	F	6	68	64	4	51.52
14	CHO Byeong Seok	M	27	KOR	F	5	15	15	0	50.00
14	JACOBS-WEBB Anton	M	26	CAN	F	5	41	41	0	50.00
14	KOVACEVICH Micah	M	29	CAN	D	4	8	8	0	50.00
17	ANDREONI Alessandro	M	27	ITA	F	5	37	38	-1	49.33
18	McKEE Kevin	M	88	USA	F	5	17	19	-2	47.22
19	TIAN Jin Tao	M	28	CHN	F	6	46	55	-9	45.54
20	RENNHACK Frank	M	8	GER	F	4	28	39	-11	41.79
21	DISVELD Bas	M	3	GER	F	4	19	29	-10	39.58
22	LEBLANC Jacob	M	20	CAN	F	1	4	7	-3	36.36
23	OHAR Alex	M	19	CZE	F	6	42	75	-33	35.90
24	SONG Yeha	M	11	KOR	F	5	7	14	-7	33.33
25	HAMRE Martin	M	20	NOR	F	4	6	19	-13	24.00
26	BAI Xue Song	M	5	CHN	D	1	1	6	-5	14.29

**Note:**

Average of four face-offs per game played required for ranking.

**Legend:**

<b>D</b>	Defence	<b>F</b>	Forward	<b>FO+</b>	Face-offs won
<b>FO-</b>	Face-offs lost	<b>FO+/-</b>	Face-offs net	<b>FO%</b>	Face-offs won as percentage
<b>GP</b>	Number of games played	<b>M</b>	Male	<b>No.</b>	Jersey number
<b>Pos.</b>	Position				

**Plus-Minus Leaders**

As of SUN 4 JUN 2023

Including Game 20

(Ranked by highest +/- / highest + /lowest GP)

Rank	Name	Gender	No.	Team	Pos.	GP	+	-	+/-
1	WALLACE Jack	M	8	USA	D	5	20	1	<b>+19</b>
2	SHEN Yi Feng	M	17	CHN	F	6	18	4	<b>+14</b>
3	FARMER Declan	M	16	USA	F	5	16	2	<b>+14</b>
3	PAULS Josh	M	27	USA	D	5	16	2	<b>+14</b>
5	DOUGLAS Christopher	M	17	USA	D	5	14	2	<b>+12</b>
6	GROVE Noah	M	22	USA	F	5	13	2	<b>+11</b>
7	DODSON Travis	M	9	USA	F	5	12	2	<b>+10</b>
8	MISIEWICZ Joshua	M	24	USA	F	5	11	1	<b>+10</b>
9	WANG Zhi Dong	M	8	CHN	F	6	16	7	<b>+9</b>
10	TIAN Jin Tao	M	28	CHN	F	6	13	4	<b>+9</b>
11	EUSTACE David	M	37	USA	D	5	11	2	<b>+9</b>
11	JONES Malik	M	19	USA	F	5	11	2	<b>+9</b>
13	ROYBAL Brody	M	4	USA	F	4	9	1	<b>+8</b>
14	McKEE Kevin	M	88	USA	F	5	9	1	<b>+8</b>
15	CUI Yu Tao	M	23	CHN	F	6	14	7	<b>+7</b>
16	NICHOLS Evan	M	18	USA	F	5	8	1	<b>+7</b>
17	McGREGOR Tyler	M	8	CAN	F	5	10	4	<b>+6</b>
18	LYU Zhi	M	3	CHN	D	6	13	8	<b>+5</b>
19	HU Guang Jian	M	22	CHN	D	6	12	7	<b>+5</b>
20	COZZOLINO Dominic	M	19	CAN	F	5	10	5	<b>+5</b>
20	SMITH Corbyn	M	9	CAN	F	5	10	5	<b>+5</b>
22	ZHANG Zheng	M	19	CHN	F	6	9	4	<b>+5</b>
23	ZHU Zhan Fu	M	24	CHN	D	6	11	7	<b>+4</b>
24	DUNN James	M	4	CAN	F	5	7	3	<b>+4</b>
25	DIXON Adam	M	11	CAN	F	5	7	4	<b>+3</b>
26	HALBERT Auren	M	92	CAN	D	5	6	3	<b>+3</b>
27	MUSSELMAN Benjamin	M	14	USA	F	4	4	1	<b>+3</b>
28	LI Hong Guan	M	32	CHN	F	5	10	8	<b>+2</b>
29	HENRY Tyrone	M	5	CAN	D	5	7	5	<b>+2</b>
29	LAVIN Zach	M	7	CAN	D	5	7	5	<b>+2</b>

**Legend:****+** Positive participation**F** Forward**Pos.** Position**+/-** Plus/minus net**GP** Number of games played**-** Negative participation**M** Male**D** Defence**No.** Jersey number

**Most Penalised Players**

As of SUN 4 JUN 2023

Including Game 20

(Ranked by highest PIM / lowest GP)

Rank	Name	Gender	No.	Team	Pos.	GP	PIM	2	5	10	GM	MP	PAVG
1	COZZOLINO Dominic	M	19	CAN	F	5	20	5	0	1	0	0	4:00
2	KIM Young Sung	M	12	KOR	D	5	16	8	0	0	0	0	3:12
3	HECKO Vaclav	M	33	CZE	F	6	16	3	0	1	0	0	2:40
4	KAFMANN Stephan	M	10	ITA	F	5	10	5	0	0	0	0	2:00
5	HU Guang Jian	M	22	CHN	D	6	10	5	0	0	0	0	1:40
6	SEDLACEK Patrik	M	92	CZE	F	6	8	4	0	0	0	0	1:20
7	HERING Bernhard	M	43	GER	F	4	6	3	0	0	0	0	1:30
7	KUHLI-LAUENSTEIN Ingo	M	33	GER	F	4	6	3	0	0	0	0	1:30
9	ANTOCHI Eusebiu	M	26	ITA	F	5	6	3	0	0	0	0	1:12
9	FARMER Declan	M	16	USA	F	5	6	3	0	0	0	0	1:12
9	JUNG Seung Hwan	M	14	KOR	F	5	6	3	0	0	0	0	1:12
12	NOVOTNY Miroslav	M	18	CZE	F	6	6	3	0	0	0	0	1:00
12	OHAR Alex	M	19	CZE	F	6	6	3	0	0	0	0	1:00
12	TIAN Jin Tao	M	28	CHN	F	6	6	3	0	0	0	0	1:00
15	KLAKEGG Jan Roger	M	23	NOR	D	4	4	2	0	0	0	0	1:00
15	MUSSELMAN Benjamin	M	14	USA	F	4	4	2	0	0	0	0	1:00
15	RENNHACK Frank	M	8	GER	F	4	4	2	0	0	0	0	1:00
15	SCHRADER Felix	M	97	GER	F	4	4	2	0	0	0	0	1:00
15	SOLBERG Loyd Remi	M	17	NOR	F	4	4	2	0	0	0	0	1:00
20	DIXON Adam	M	11	CAN	F	5	4	2	0	0	0	0	0:48
20	EUSTACE David	M	37	USA	D	5	4	2	0	0	0	0	0:48
20	JANG Dong Shin	M	20	KOR	D	5	4	2	0	0	0	0	0:48
20	XU Jin Qiang	M	7	CHN	D	5	4	2	0	0	0	0	0:48
24	GEIER Michal	M	74	CZE	F	6	4	2	0	0	0	0	0:40
24	LYU Zhi	M	3	CHN	D	6	4	2	0	0	0	0	0:40
24	WANG Zhi Dong	M	8	CHN	F	6	4	2	0	0	0	0	0:40
24	ZELINKA Radek	M	15	CZE	D	6	4	2	0	0	0	0	0:40
24	ZHANG Zheng	M	19	CHN	F	6	4	2	0	0	0	0	0:40
29	BAI Xue Song	M	5	CHN	D	1	2	1	0	0	0	0	2:00
30	AUCLAIR Alexis	M	21	CAN	F	2	2	1	0	0	0	0	1:00

**Legend:****2** Two (2) minute penalties**D** Defence**GP** Games played**No.** Jersey number**Pos.** Position**5** Five (5) minute penalties**F** Forward**M** Male**PAVG** PIM (average) per game**10** Ten (10) minute penalties**GM** Game misconducts**MP** Match penalties**PIM** Penalties in minutes



### Best Players Selected by the Directorate

As of SUN 4 JUN 2023 at 5:23

Award	Number	Name	Gender	Team
Best Goalkeeper	1	STILLITANO Santino	M	ITA - Italy
Best Defenceman	15	ZELINKA Radek	M	CZE - Czechia
Best Forward	16	FARMER Declan	M	USA - United States

**Legend:**  
M Male

**Best Player of the Game selected by the Team**

As of SUN 4 JUN 2023

Game No.	Home	Guest	Best Players		Best Players	
1	KOR	CZE	KOR:	39. CHOI Hyuk Jun	CZE:	1. KUDELA Martin
2	CHN	ITA	CHN:	17. SHEN Yi Feng	ITA:	10. KAFMANN Stephan
3	NOR	GER	NOR:	71. OISETH Ola	GER:	47. KUNST Simon
4	CZE	USA	CZE:	55. VESELY Filip	USA:	9. DODSON Travis
5	NOR	CHN	NOR:	1. SUNDT Andreas	CHN:	8. WANG Zhi Dong
6	CAN	KOR	CAN:	19. COZZOLINO Dominic	KOR:	82. BONG Daehan
7	GER	ITA	GER:	44. BRELAGÉ Jan Malte	ITA:	1. STILLITANO Santino
8	USA	KOR	USA:	16. FARMER Declan	KOR:	20. JANG Dong Shin
9	CAN	CZE	CAN:	8. McGREGOR Tyler	CZE:	15. ZELINKA Radek
10	CHN	GER	CHN:	19. ZHANG Zheng	GER:	43. HERING Bernhard
11	ITA	NOR	ITA:	62. DEPAOLI Christoph	NOR:	23. KLAKEGG Jan Roger
12	USA	CAN	USA:	4. ROYBAL Brody	CAN:	31. LAROCQUE Dominic
13	CZE	ITA	CZE:	82. HABL Zdenek	ITA:	18. MACRI Andrea
14	KOR	CHN	KOR:	14. JUNG Seung Hwan	CHN:	23. CUI Yu Tao
15	GER	NOR	GER:	69. SKLORZ Lucas	NOR:	16. NORDSTOGA Knut Andre
16	USA	CHN	USA:	19. JONES Malik	CHN:	7. XU Jin Qiang
17	CAN	CZE	CAN:	7. LAVIN Zach	CZE:	29. KUBES Pavel
18	KOR	ITA	KOR:	1. LEE Jun Yong	ITA:	4. REMOTTI MARNINI Matteo
19	CZE	CHN	CZE:	74. GEIER Michal	CHN:	24. ZHU Zhan Fu
20	USA	CAN	USA:	37. EUSTACE David	CAN:	8. McGREGOR Tyler



---

**Media All Stars**  
As of SUN 4 JUN 2023

Position	Number	Name	Team
Most Valuable Player (MVP)	16	FARMER Declan	USA - United States





As of SUN 4 JUN 2023

Standings

Preliminary Round Group A

Rank	Team	GP	W	OTW	OTL	L	PTS	GDF	GF : GA
1	USA	3	3	0	0	0	9	+18	19 : 1
2	CAN	3	2	0	0	1	6	+12	17 : 5
3	CZE	3	1	0	0	2	3	-4	5 : 9
4	KOR	3	0	0	0	3	0	-26	1 : 27

Preliminary Round Group B

Rank	Team	GP	W	OTW	OTL	L	PTS	GDF	GF : GA
1	CHN	3	3	0	0	0	9	+20	22 : 2
2	ITA	3	1	1	0	1	5	-6	5 : 11
3	GER	3	1	0	1	1	4	-6	5 : 11
4	NOR	3	0	0	0	3	0	-8	5 : 13

Final Standing

1	USA	United States
2	CAN	Canada
3	CZE	Czechia
4	CHN	China
5	KOR	Korea
6	ITA	Italy
7	NOR	Norway
8	GER	Germany

**Note:**  
Rank within each group is based on points. For tie-break rules see 'Competition Format and Rules'.

<b>Legend:</b>							
<b>GA</b>	Goals against	<b>GDF</b>	Goal difference	<b>GF</b>	Goals for	<b>GP</b>	Games played
<b>L</b>	Losses	<b>OTL</b>	Overtime loss	<b>OTW</b>	Overtime win	<b>PTS</b>	Points
<b>W</b>	Wins						