

**Competition Schedule**

As of FRI 3 MAY 2019

Date	Start Time	Game	Location
SAT 27 APR	09:00	Preliminary Round - Group B, Game 1 ITA vs SWE	Ostravar Arena
	12:00	Preliminary Round - Group A, Game 2 KOR vs NOR	Ostravar Arena
	15:00	Preliminary Round - Group B, Game 3 CZE vs JPN	Ostravar Arena
	18:30	Preliminary Round - Group A, Game 4 CAN vs USA	Ostravar Arena
SUN 28 APR	09:30	Preliminary Round - Group B, Game 5 JPN vs ITA	Ostravar Arena
	13:00	Preliminary Round - Group A, Game 6 NOR vs CAN	Ostravar Arena
	16:30	Preliminary Round - Group A, Game 7 USA vs KOR	Ostravar Arena
	20:00	Preliminary Round - Group B, Game 8 SWE vs CZE	Ostravar Arena
TUE 30 APR	09:30	Preliminary Round - Group B, Game 9 SWE vs JPN	Ostravar Arena
	13:00	Preliminary Round - Group A, Game 10 CAN vs KOR	Ostravar Arena
	16:30	Preliminary Round - Group A, Game 11 USA vs NOR	Ostravar Arena
	20:00	Preliminary Round - Group B, Game 12 ITA vs CZE	Ostravar Arena
WED 1 MAY	13:00	Classification Games (7-8) - Group B, Game 13 JPN vs SWE	Ostravar Arena
	16:30	Quarterfinals, Game 14 KOR vs ITA	Ostravar Arena
	20:00	Quarterfinals, Game 15 NOR vs CZE	Ostravar Arena
FRI 3 MAY	13:00	Classification Games (5-6), Game 16 NOR vs ITA	Ostravar Arena
	16:30	Semifinals, Game 17 CAN vs KOR	Ostravar Arena
	20:00	Semifinals, Game 18 USA vs CZE	Ostravar Arena
SAT 4 MAY	13:00	Bronze Medal Game - Game 19 KOR vs CZE	Ostravar Arena
	16:30	Gold Medal Game - Game 20 USA vs CAN	Ostravar Arena



Tournament Progress

As of TUE 30 APR 2019

Group A

Rank	Team	GP	W	OTW	OTL	L	GDF	GF:GA	PTS
1	USA	3	3	0	0	0	+16	17 : 1	9
2	CAN	3	2	0	0	1	+14	19 : 5	6
3	KOR	3	1	0	0	2	-7	3 : 10	3
4	NOR	3	0	0	0	3	-23	4 : 27	0

Group B

Rank	Team	GP	W	OTW	OTL	L	GDF	GF:GA	PTS
1	CZE	3	3	0	0	0	+17	18 : 1	9
2	ITA	3	2	0	0	1	+4	9 : 5	6
3	SWE	3	0	1	0	2	-8	3 : 11	2
4	JPN	3	0	0	1	2	-13	2 : 15	1

Game	Group	Date	Time	Teams	Results	1	2	3	OT	PSS	Venue
1	B	SAT 27 APR	09:00 GMT+2	ITA - SWE	4 - 0	1 - 0	2 - 0	1 - 0			Ostravar Arena
2	A	SAT 27 APR	12:00 GMT+2	KOR - NOR	3 - 2	2 - 1	1 - 1	0 - 0			Ostravar Arena
3	B	SAT 27 APR	15:00 GMT+2	CZE - JPN	8 - 0	2 - 0	2 - 0	4 - 0			Ostravar Arena
4	A	SAT 27 APR	18:30 GMT+2	CAN - USA	1 - 3	0 - 0	1 - 2	0 - 1			Ostravar Arena
5	B	SUN 28 APR	09:30 GMT+2	JPN - ITA	1 - 5	0 - 2	1 - 0	0 - 3			Ostravar Arena
6	A	SUN 28 APR	13:00 GMT+2	NOR - CAN	2 - 14	0 - 6	1 - 7	1 - 1			Ostravar Arena
7	A	SUN 28 APR	16:30 GMT+2	USA - KOR	4 - 0	2 - 0	1 - 0	1 - 0			Ostravar Arena
8	B	SUN 28 APR	20:00 GMT+2	SWE - CZE	1 - 6	1 - 3	0 - 1	0 - 2			Ostravar Arena
9	B	TUE 30 APR	09:30 GMT+2	SWE - JPN	2 - 1	0 - 0	0 - 1	1 - 0	0 - 0	1 - 0	Ostravar Arena
10	A	TUE 30 APR	13:00 GMT+2	CAN - KOR	4 - 0	2 - 0	1 - 0	1 - 0			Ostravar Arena
11	A	TUE 30 APR	16:30 GMT+2	USA - NOR	10 - 0	5 - 0	4 - 0	1 - 0			Ostravar Arena
12	B	TUE 30 APR	20:00 GMT+2	ITA - CZE	0 - 4	0 - 3	0 - 1	0 - 0			Ostravar Arena

Note:

Rank within each group is based on points. For tie-break rules see 'Competition Format and Rules'.

Legend:

1 1st period	2 2nd period	3 3rd period	GA Goals against	GDF Goal difference
GF Goals for	GP Games played	PSS Penalty shot shootout	L Losses	OT Overtime
OTL Overtime loss	OTW Overtime win	PTS Points	W Wins	



ICE HOCKEY
WORLD PARA ICE HOCKEY CHAMPIONSHIPS

PLAY-OFFS



TOURNAMENT PROGRESS

As of SUN 5 MAY 2019

Quarterfinals	Semifinals	Finals
NOR 0 Game #15 MAY 1 20:00	USA 10 Game #18 MAY 3 20:00	USA 3 Game #20 MAY 4 16:30 Gold Medal Game
CZE 5	CZE 2	USA Gold Medal Winner
KOR 6 Game #14 MAY 1 16:30	CAN 10 Game #17 MAY 3 16:30	CAN 2
ITA 3	KOR 0	CAN Silver Medal Winner
		KOR 4 Game #19 MAY 4 13:00 Bronze Medal Game
		CZE 1 Bronze Medal Winner

Final Ranking

Gold	USA	USA
Silver	CAN	Canada
Bronze	KOR	Korea
4	CZE	Czech Republic
5	NOR	Norway
6	ITA	Italy
7	SWE	Sweden
8	JPN	Japan

Game	Round	Date	Time	Teams	Results	1	2	3	OT	PSS	Venue
13	P7-8	WED 1 MAY	13:00 GMT+2	JPN - SWE	3 - 4	0 - 0	1 - 1	2 - 2	0 - 1		Ostravar Arena
14	QF	WED 1 MAY	16:30 GMT+2	KOR - ITA	6 - 3	2 - 0	2 - 2	2 - 1			Ostravar Arena
15	QF	WED 1 MAY	20:00 GMT+2	NOR - CZE	0 - 5	0 - 0	0 - 0	0 - 5			Ostravar Arena
16	P5-6	FRI 3 MAY	13:00 GMT+2	NOR - ITA	1 - 0	0 - 0	0 - 0	0 - 0	1 - 0		Ostravar Arena
17	SF	FRI 3 MAY	16:30 GMT+2	CAN - KOR	10 - 0	4 - 0	4 - 0	2 - 0			Ostravar Arena
18	SF	FRI 3 MAY	20:00 GMT+2	USA - CZE	10 - 2	3 - 1	7 - 1	0 - 0			Ostravar Arena
19	BMG	SAT 4 MAY	13:00 GMT+2	KOR - CZE	4 - 1	1 - 0	1 - 1	2 - 0			Ostravar Arena
20	GMG	SAT 4 MAY	16:30 GMT+2	USA - CAN	3 - 2	0 - 0	1 - 2	1 - 0	1 - 0		Ostravar Arena

Legend:						
1	1st period	2	2nd period	3	3rd period	BMG Bronze medal game
Px-y	Placement game	GMG	Gold medal game	PSS	Penalty shot shootout	OT Overtime
QF	Quarterfinals	SF	Semifinals			

**Competition Officials**

As of SUN 28 APR 2019

Function	No. Name	NOC
On-Ice Officials		
Referee	BETHMANN Andrew	USA - USA
	GRUMSEN Jacob	DEN - Denmark
	LUTHCKE Owe	NOR - Norway
	WEBINGER Kevin	CAN - Canada
	YAMAGUCHI Sotaro	JPN - Japan
Linesman	FERGENBAUM Matt	CAN - Canada
	LEWIS Brendan	USA - USA
	LI Lintai	CHN - China
	LUNDEN Andreas	SWE - Sweden
	NITTYLA Lari	FIN - Finland
	RUNDSTROM Tony	SWE - Sweden
	VANEK Jan	CZE - Czech Republic
	WESLEY Leon	CZE - Czech Republic
Off-Ice Officials		
Tournament Chairman	KARLSSON Lars	SWE - Sweden
	MUELHOFER Veronika	AUT - Austria
Referee Supervisor	BOSE Paul	CAN - Canada
	MORRISON Johnathan	USA - USA
Result Manager	HOFMANN Michele	SUI - Switzerland

Note:

Officials data may be updated until start of competition

Game Officials Assignment

As of FRI 3 MAY 2019

G	Teams	Venue	Date Time	On-ice Officials	Supervisors	Others
1	ITA - SWE Colour: (blue) (yellow) Bench: (right) (left)	OSA	SAT 27 APR 09:00	Ref YAMAGUCHI S (JPN) SBR BETHMANN A (USA) LM NITTYLA L (FIN) LM VANEK J (CZE) SBL WESLEY L (CZE)	GS PARK HW (KOR) RS BOESE P (CAN)	VGJ MORRISON J (USA) SK BOTUR R (CZE) TK CIRKL M (CZE)
2	KOR - NOR Colour: (blue) (white) Bench: (right) (left)	OSA	SAT 27 APR 12:00	Ref WEBINGER K (CAN) SBR YAMAGUCHI S (JPN) LM FERGENBAUM M (CAN) LM RUNDSTROM T (SWE) SBL LEWIS B (USA)	GS KRAKOVICOVA J (CZE) RS MORRISON J (USA)	VGJ BOESE P (CAN) SK BOTUR R (CZE) TK CIRKL M (CZE)
3	CZE - JPN Colour: (red) (white) Bench: (left) (right)	OSA	SAT 27 APR 15:00	Ref GRUMSEN J (DEN) SBR WEBINGER K (CAN) LM LEWIS B (USA) LM LI L (CHN) SBL FERGENBAUM M (CAN)	GS STARKMAN M (CAN) RS BOESE P (CAN)	VGJ MORRISON J (USA) SK BOTUR R (CZE) TK CIRKL P (CZE)
4	CAN - USA Colour: (red) (white) Bench: (right) (left)	OSA	SAT 27 APR 18:30	Ref LUTHCKE O (NOR) SBR GRUMSEN J (DEN) LM LUNDEN A (SWE) LM WESLEY L (CZE) SBL RUNDSTROM T (SWE)	GS MUHR C (ITA) RS MORRISON J (USA)	VGJ GRUMSEN J (DEN) SK BOTUR R (CZE) TK CIRKL P (CZE)
5	JPN - ITA Colour: (black) (white) Bench: (right) (left)	OSA	SUN 28 APR 09:30	Ref BETHMANN A (USA) SBR LUTHCKE O (NOR) LM RUNDSTROM T (SWE) LM WESLEY L (CZE) SBL NITTYLA L (FIN)	GS LYSENSTOEN A (NOR) RS MORRISON J (USA)	VGJ BOESE P (CAN) SK JANDA T (CZE) TK CIRKL P (CZE)
6	NOR - CAN Colour: (red) (white) Bench: (left) (right)	OSA	SUN 28 APR 13:00	Ref YAMAGUCHI S (JPN) SBR BETHMANN A (USA) LM LEWIS B (USA) LM VANEK J (CZE) SBL RUNDSTROM T (SWE)	GS KASPERI A (SWE) RS BOESE P (CAN)	VGJ MORRISON J (USA) SK JANDA T (CZE) TK CIRKL P (CZE)
7	USA - KOR Colour: (blue) (white) Bench: (right) (left)	OSA	SUN 28 APR 16:30	Ref GRUMSEN J (DEN) SBR YAMAGUCHI S (JPN) LM LI L (CHN) LM LUNDEN A (SWE) SBL WESLEY L (CZE)	GS KOYAMA S (JPN) RS MORRISON J (USA)	VGJ BOESE P (CAN) SK BROZAK D (CZE) TK KORISTKA V (CZE)
8	SWE - CZE Colour: (yellow) (red) Bench: (right) (left)	OSA	SUN 28 APR 20:00	Ref WEBINGER K (CAN) SBR GRUMSEN J (DEN) LM FERGENBAUM M (CAN) LM NITTYLA L (FIN) SBL LI L (CHN)	GS BRENNAN D (USA) RS BOESE P (CAN)	VGJ MORRISON J (USA) SK BROZAK D (CZE) TK KORISTKA V (CZE)
9	SWE - JPN Colour: (yellow) (black) Bench: (right) (left)	OSA	TUE 30 APR 09:30	Ref LUTHCKE O (NOR) SBR BETHMANN A (USA) LM LI L (CHN) LM WESLEY L (CZE) SBL LEWIS B (USA)	GS STARKMAN M (CAN) RS MORRISON J (USA)	VGJ BOESE P (CAN) SK BOTUR R (CZE) TK CIRKL M (CZE)

G	Teams	Venue	Date Time	On-ice Officials	Supervisors	Others
10	CAN - KOR Colour: (red) (white) Bench: (right) (left)	OSA	TUE 30 APR 13:00	Ref BETHMANN A (USA) SBR LUTHCKE O (NOR) LM LEWIS B (USA) LM VANEK J (CZE) SBL LI L (CHN)	GS LYSENSTOEN A (NOR) RS BOESE P (CAN)	VGJ MORRISON J (USA) SK BOTUR R (CZE) TK CIRKL M (CZE)
11	USA - NOR Colour: (white) (red) Bench: (right) (left)	OSA	TUE 30 APR 16:30	Ref GRUMSEN J (DEN) SBR YAMAGUCHI S (JPN) LM FERGENBAUM M (CAN) LM LUNDEN A (SWE) SBL VANEK J (CZE)	GS MUHR C (ITA) RS MORRISON J (USA)	VGJ BOESE P (CAN) SK BOTUR R (CZE) TK KORISTKA V (CZE)
12	ITA - CZE Colour: (blue) (white) Bench: (right) (left)	OSA	TUE 30 APR 20:00	Ref YAMAGUCHI S (JPN) SBR WEBINGER K (CAN) LM NITTYLA L (FIN) LM RUNDSTROM T (SWE) SBL LUNDEN A (SWE)	GS BRENNAN D (USA) RS BOESE P (CAN)	VGJ MORRISON J (USA) SK BOTUR R (CZE) TK KORISTKA V (CZE)
13	JPN - SWE Colour: (black) (yellow) Bench: (right) (left)	OSA	WED 1 MAY 13:00	Ref BETHMANN A (USA) SBR GRUMSEN J (DEN) LM FERGENBAUM M (CAN) LM LI L (CHN) SBL LEWIS B (USA)	GS PARK HW (KOR) RS MORRISON J (USA)	VGJ BOESE P (CAN) SK BROZAK D (CZE) TK KORISTKA V (CZE)
14	KOR - ITA Colour: (blue) (white) Bench: (right) (left)	OSA	WED 1 MAY 16:30	Ref LUTHCKE O (NOR) SBR YAMAGUCHI S (JPN) LM LUNDEN A (SWE) LM WESLEY L (CZE) SBL LI L (CHN)	GS KASPERI A (SWE) RS BOESE P (CAN)	VGJ MORRISON J (USA) SK JANDA T (CZE) TK KORISTKA V (CZE)
15	NOR - CZE Colour: (red) (white) Bench: (right) (left)	OSA	WED 1 MAY 20:00	Ref WEBINGER K (CAN) SBR BETHMANN A (USA) LM LEWIS B (USA) LM RUNDSTROM T (SWE) SBL NITTYLA L (FIN)	GS KOYAMA S (JPN) RS MORRISON J (USA)	VGJ BOESE P (CAN) SK JANDA T (CZE) TK CIRKL P (CZE)
16	NOR - ITA Colour: (red) (white) Bench: (left) (right)	OSA	FRI 3 MAY 13:00	Ref BETHMANN A (USA) SBR YAMAGUCHI S (JPN) LM LEWIS B (USA) LM NITTYLA L (FIN) SBL LI L (CHN)	GS KASPERI A (SWE) RS BOESE P (CAN)	VGJ MORRISON J (USA) SK BOTUR R (CZE) TK CIRKL M (CZE)
17	CAN - KOR Colour: (red) (white) Bench: (left) (right)	OSA	FRI 3 MAY 16:30	Ref GRUMSEN J (DEN) SBR LUTHCKE O (NOR) LM RUNDSTROM T (SWE) LM VANEK J (CZE) SBL WESLEY L (CZE)	GS MUHR C (ITA) RS BOESE P (CAN)	VGJ MORRISON J (USA) SK BROZAK D (CZE) TK CIRKL M (CZE)
18	USA - CZE Colour: (blue) (white) Bench: (right) (left)	OSA	FRI 3 MAY 20:00	Ref YAMAGUCHI S (JPN) SBR WEBINGER K (CAN) LM FERGENBAUM M (CAN) LM LUNDEN A (SWE) SBL RUNDSTROM T (SWE)	GS LYSENSTOEN A (NOR) RS MORRISON J (USA)	VGJ BOESE P (CAN) SK BOTUR R (CZE) TK CIRKL P (CZE)
19	KOR - CZE Colour: (blue) (white) Bench: (right) (left)	OSA	SAT 4 MAY 13:00	Ref WEBINGER K (CAN) SBR YAMAGUCHI S (JPN) LM FERGENBAUM M (CAN) LM LEWIS B (USA) SBL NITTYLA L (FIN)	GS KARLSSON L (SWE) RS MORRISON J (USA)	VGJ BOESE P (CAN) SK BROZAK D (CZE) TK CIRKL P (CZE)



G	Teams	Venue	Date Time	On-ice Officials	Supervisors	Others
20	USA - CAN Colour: (white) (red) Bench: (right) (left)	OSA	SAT 4 MAY 16:30	Ref LUTHCKE O (NOR) SBR GRUMSEN J (DEN) LM LUNDEN A (SWE) LM WESLEY L (CZE) SBL RUNDSTROM T (SWE)	GS KARLSSON L (SWE) RS BOESE P (CAN)	VGJ MORRISON J (USA) SK JANDA T (CZE) TK CIRKL P (CZE)

Legend:							
G	Game number	GS	Game supervisor	LM	Linesman	OSA	Ostravar Arena
Ref	Referee	RS	Referee supervisor	SBL	Standby linesman	SBR	Standby referee
SK	Scorekeeper	TK	Timekeeper	VGJ	Video goal judge		

Team Roster

As of FRI 26 APR 2019

Initial Registration 26 APR 2019

CZE - Czech Republic

No.	Name	Pos.	Gender	Date of Birth	Club	Registration *
1	KUDELA Martin	GK	M	14 JUL 1997	HC Sledge Studenka, (CZE)	
6	VAPENKA Michal	GK	M	18 AUG 1973	HC Sparta Praha Sledge Hokej, (CZE)	
11	WAGNER Karel	F	M	8 JAN 1998	Skv Sharks Karlovy Vary, (CZE)	
18	NOVOTNY Miroslav	F	M	13 AUG 1986	HC Sparta Praha Sledge Hokej, (CZE)	
21	KVOCH Tomas	D	M	20 SEP 1966	Shk Mustangove AUTO IN, (CZE)	
24	SAFRANEK Zdenek	F	M	21 FEB 1982	Shk Lapp Zlin, (CZE)	
26	KLIMA Zdenek	F	M	12 JAN 1974	HC Ceske Budejovice, (CZE)	
29	KUBES Pavel	D	M	25 NOV 1983	Shk Mustangove AUTO IN, (CZE)	
65	HRBEK Miroslav	D	M	26 FEB 1965	Skv Sharks Karlovy Vary, (CZE)	
67	DOLEZAL Pavel	D	M	23 JAN 1994	Shk Mustangove AUTO IN, (CZE)	
69	KORINEK Lukas	F	M	15 SEP 1991	Shk Mustangove AUTO IN, (CZE)	
74	GEIER Michal	F	M	7 APR 1986	Skv Sharks Karlovy Vary, (CZE)	
75	RAUL Jiri	F	M	10 OCT 1977	HC Sparta Praha Sledge Hokej, (CZE)	
77	PALAT David	F	M	17 MAY 1984	Shk Lapp Zlin, (CZE)	
82	HABL Zdenek	F	M	17 APR 1982	Shk Lapp Zlin, (CZE)	
96	KRUPICKA Zdenek	F	M	22 FEB 1980	HC Sparta Praha Sledge Hokej, (CZE)	

Average Age: 36

Total: 14 players and 2 goalkeepers

Team Officials:

Function	Name	Citizenship	Date of Birth
Team Head Coach:	BRIZA Jiri	CZE	15 JAN 1976
Team Assistant Coach:	NOVOTNY Jakub	CZE	19 MAY 1993
Team Assistant Coach:	TERESKA Michal	CZE	12 JAN 1977
Team Equipment Manager:	STRANSKY Petr	CZE	16 SEP 1973
Team Physiotherapist:	HABARA Jan	CZE	4 DEC 1989
Team Physiotherapist:	DOBESOVA Michaela	CZE	12 APR 1991

Note:

* Registration date of single players is only shown when different from Initial Registration date

Legend:

D Defence	F Forward	GK Goalkeeper	M Male
No. Jersey number	Pos. Position		

Team Roster

As of FRI 26 APR 2019

Initial Registration 26 APR 2019

ITA - Italy

No.	Name	Pos.	Gender	Date of Birth	Club	Registration *
1	STILLITANO Santino	GK	M	26 JUN 1969	Armata Brancaloneone, (ITA)	
5	PLANKER Florian	F	M	8 FEB 1977	South-Tyrol Eagles, (ITA)	
6	CAVALIERE Gian Luca	D	M	11 JUN 1971	South-Tyrol Eagles, (ITA)	
8	RADICE Roberto	D	M	27 AUG 1981	Armata Brancaloneone, (ITA)	
9	KALEGARIS Sandro	F	M	9 JUL 1990	Carinthian Steelers, (AUT)	
10	KAFMANN Stephan	F	M	11 MAY 1986	South-Tyrol Eagles, (ITA)	
11	LARCH Nils	F	M	26 MAY 1997	South-Tyrol Eagles, (ITA)	
15	ARAUDO Gabriele	GK	M	5 AUG 1974	Tori Seduti, (ITA)	
18	MACRI Andrea	D	M	26 MAY 1991	Tori Seduti, (ITA)	
25	TORELLA Francesco	F	M	29 OCT 1992	South-Tyrol Eagles, (ITA)	
27	ANDREONI Alessandro	F	M	27 FEB 1997	Armata Brancaloneone, (ITA)	
34	LANZA Gabriele	F	M	5 MAY 1991	Tori Seduti, (ITA)	
62	DEPAOLI Christoph	F	M	2 DEC 1997	South-Tyrol Eagles, (ITA)	
66	PAROLIN Emanuele	D	M	10 DEC 1991	Armata Brancaloneone, (ITA)	
69	ENDERLE Alex	D	M	4 APR 1998	South-Tyrol Eagles, (ITA)	
82	KASSLATTER Julian	D	M	16 JUN 1982	South-Tyrol Eagles, (ITA)	
84	KERSCHBAUMER Stefan	D	M	13 OCT 1984	South-Tyrol Eagles, (ITA)	

Average Age: 32

Total: 15 players and 2 goalkeepers

Team Officials:

Function	Name	Citizenship	Date of Birth
Team Head Coach:	da RIN de LORENZO Massimo	ITA	2 DEC 1960
Team Assistant Coach:	BIANCHI Mirko	ITA	11 OCT 1988
Team Assistant Coach:	MUHR Carlo	ITA	26 OCT 1995
Team Equipment Manager:	MARCHIORATO Roberto	ITA	14 MAY 1945
Team Equipment Manager:	TOPPAN Daniele	ITA	3 DEC 1962
Team Doctor:	PASTRONE Antonio	ITA	29 JUN 1984

Note:

* Registration date of single players is only shown when different from Initial Registration date

Legend:

D Defence	F Forward	GK Goalkeeper	M Male
No. Jersey number	Pos. Position		



Team Roster

As of SAT 27 APR 2019

Initial Registration 26 APR 2019

JPN - Japan

No.	Name	Pos.	Gender	Date of Birth	Club	Registration *
5	NIITSU Kazuyoshi	F	M	25 SEP 1987	Nagano Thunderbirds, (JPN)	
11	HAMAMOTO Masaya	F	M	11 NOV 1992	Rospada Kansai, (JPN)	
13	YOSHIKAWA Mamoru	F	M	18 FEB 1970	Nagano Thunderbirds, (JPN)	
14	SAKAMOTO Yoshihito	F	M	14 NOV 1982	Rospada Kansai, (JPN)	
16	SHIBA Taimei	F	M	22 OCT 1971	Tokyo Ice Burns, (JPN)	
21	FUKUSHIMA Shinobu	GK	M	14 DEC 1956	Nagano Thunderbirds, (JPN)	
24	SUDO Satoru	D	M	23 OCT 1970	Hokkaido Bears, (JPN)	
25	MISAWA Eiji	D	M	22 FEB 1973	Hokkaido Bears, (JPN)	
33	ISHII Hideaki	D	M	17 SEP 1977	Tokyo Ice Burns, (JPN)	
40	SHIOYA Yoshihiro	F	M	19 JAN 1989	Nagano Thunderbirds, (JPN)	
70	KODAMA Nao	F	M	27 DEC 1986	Tokyo Ice Burns, (JPN)	
77	HOSHIRO Atsuya	GK	M	25 JUN 1973	Tokyo Ice Burns, (JPN)	
96	KUMAGAI Masaharu	D	M	6 FEB 1975	Nagano Thunderbirds, (JPN)	

Average Age: 41

Total: 11 players and 2 goalkeepers

Team Officials:

Function	Name	Citizenship	Date of Birth
Team Head Coach:	NAKAKITA Kojin	JPN	28 SEP 1963
Team Assistant Coach:	MACHII Kiyoshi	JPN	14 AUG 1962
Team Equipment Manager:	HASHIMOTO Tetsuji	JPN	2 OCT 1966
Team Physiotherapist:	AKAHANE Katsushi	JPN	8 DEC 1965
Team Physiotherapist:	MAKI Shinya	JPN	11 NOV 1992
Team Physiotherapist:	NAKAZAWA Takuro	JPN	16 JUL 1994

Note:

* Registration date of single players is only shown when different from Initial Registration date

Legend:

D Defence	F Forward	GK Goalkeeper	M Male
No. Jersey number	Pos. Position		

Team Roster

As of FRI 26 APR 2019

Initial Registration 26 APR 2019

KOR - Korea

No.	Name	Pos.	Gender	Date of Birth	Club	Registration *
1	LEE Jun Yong	F	M	28 JAN 1992	Incheon Baro Hospital, (KOR)	
3	RYU Jee Hyun	F	M	30 JUL 1986	Gangwon Provincial Office, (KOR)	
9	CHOI Kwang Hyouk	D	M	15 MAR 1987	Gangwon Provincial Office, (KOR)	
10	CHO Young Jae	D	M	10 JAN 1985	Gangwon Provincial Office, (KOR)	
12	KIM Young Sung	D	M	1 MAY 1983	Gangwon Provincial Office, (KOR)	
14	JUNG Seung Hwan	F	M	9 JAN 1986	Gangwon Provincial Office, (KOR)	
20	JANG Dong Shin	D	M	10 JAN 1976	Gangwon Provincial Office, (KOR)	
21	LEE Ju Seung	F	M	13 DEC 1990	Gangwon Provincial Office, (KOR)	
24	KIM Inkyum	F	M	12 MAR 1982	Goyang Ice Warriors, (KOR)	
26	KIM Dea Jung	F	M	7 JUL 1970	Busan Double X, (KOR)	
27	CHO Byeong Seok	F	M	6 JUN 1985	Gangwon Provincial Office, (KOR)	
28	LEE Jong Kyung	F	M	28 OCT 1973	Gangwon Provincial Office, (KOR)	
31	YU Man Gyun	GK	M	3 APR 1974	Gangwon Provincial Office, (KOR)	
32	LEE Jae Woong	GK	M	17 MAR 1996	Gangwon Provincial Office, (KOR)	
51	KIM Sanglak	F	M	29 JAN 1979	Goyang Ice Warriors, (KOR)	
55	JANG Jong Ho	F	M	29 MAR 1984	Gangwon Provincial Office, (KOR)	
97	CHOI Si Woo	D	M	12 NOV 1996	Gangwon Provincial Office, (KOR)	

Average Age: 35

Total: 15 players and 2 goalkeepers

Team Officials:

Function	Name	Citizenship	Date of Birth
Team Head Coach:	PARK Hyun Wook	KOR	22 JUL 1964
Team Assistant Coach:	KIM Taeho	KOR	18 APR 1983
Team General Manager:	CHO Kyeongin	KOR	23 JAN 1992
Team Equipment Manager:	MOON Seunghyun	KOR	22 NOV 1980
Team Staff:	LEE Jongbin	KOR	15 JUL 1991
Team Staff:	YANG Heewoong	KOR	20 APR 1990

Note:

* Registration date of single players is only shown when different from Initial Registration date

Legend:

D Defence	F Forward	GK Goalkeeper	M Male
No. Jersey number	Pos. Position		

Team Roster

As of FRI 26 APR 2019

Initial Registration 26 APR 2019

NOR - Norway

No.	Name	Pos.	Gender	Date of Birth	Club	Registration *
3	PEDERSEN Rolf Einar	D	M	4 NOV 1969	VIF Para Ice Hockey, (NOR)	
6	KIRSTISTUEN Emil	F	M	12 APR 1993	VIF Para Ice Hockey, (NOR)	
9	VAERNES Morten	F	M	6 DEC 1981	VIF Para Ice Hockey, (NOR)	
10	RIVERA Tor Joakim	F	M	6 MAY 1983	Idrettslaget Kraakene, (NOR)	
12	BOGLE Magnus	F	M	27 NOV 1995	Idrettslaget Kraakene, (NOR)	
16	NORDSTOGA Knut Andre	D	M	18 FEB 1983	VIF Para Ice Hockey, (NOR)	
17	SOLBERG Loyd Remi	F	M	25 JUL 1987	VIF Para Ice Hockey, (NOR)	
20	HAMRE Martin	D	M	14 OCT 1988	VIF Para Ice Hockey, (NOR)	
22	BAKKE Audun	D	M	5 NOV 1988	VIF Para Ice Hockey, (NOR)	
25	SUNDT Andreas	D	M	10 AUG 2002	VIF Para Ice Hockey, (NOR)	
29	SCHROEDER Lena	F	W	1 MAY 1993	VIF Para Ice Hockey, (NOR)	
35	GROESFJELD Martin	F	M	5 SEP 1997	Skien Jacks, (NOR)	
39	GROELINE Johan	GK	M	12 MAR 1996	VIF Para Ice Hockey, (NOR)	
71	OISETH Ola	F	M	7 JAN 1999	Rosenborg Kjelkehockeyklubb, (NOR)	
77	AANEKRE Torstein	F	M	17 JUL 1986	Mjosa Pikes, (NOR)	
81	HAUGEN Erik	GK	M	26 JAN 1961	Mjosa Pikes, (NOR)	

Average Age: 31

Total: 14 players and 2 goalkeepers

Team Officials:

Function	Name	Citizenship	Date of Birth
Team Head Coach:	HEGDE Espen	NOR	5 FEB 1986
Team Assistant Coach:	DAHLSTROM Ole Eskild	NOR	4 MAR 1970
Team General Manager:	LYSENSTOEN Andre	NOR	27 OCT 1988
Team Equipment Manager:	JOHANSSON Thony	NOR	26 MAY 1963
Team Equipment Manager:	PEDERSEN Kay	NOR	13 SEP 1959
Team Physiotherapist:	SVANES Henriette	NOR	21 APR 1993

Note:

* Registration date of single players is only shown when different from Initial Registration date

Legend:

D Defence **F** Forward **GK** Goalkeeper **M** Male
No. Jersey number **Pos.** Position



Team Roster

As of FRI 26 APR 2019

Initial Registration 26 APR 2019

SWE - Sweden

No.	Name	Pos.	Gender	Date of Birth	Club	Registration*
3	INGVARSSON Niklas	D	M	3 JUN 1978	FIFH, (SWE)	
5	NILSSON Ulf	GK	M	22 MAY 1964	FIFH, (SWE)	
6	NILSSON Peter	D	M	18 AUG 1993	Linden HC, (SWE)	
14	PETTERSSON Johnny	F	M	11 DEC 1989	Linden HC, (SWE)	
15	HEDBERG Christian	F	M	30 SEP 1981	Nacka HI, (SWE)	
17	CEDERSTAM Daniel	F	M	3 MAR 1976	Nacka HI, (SWE)	
20	RAKOS Niklas	F	M	24 SEP 1986	Nacka HI, (SWE)	
22	SIREN Staffan	D	M	11 OCT 1979	Linden HC, (SWE)	
84	NEJMAN Andreas	GK	M	3 FEB 1984	Hedemora, (SWE)	
93	DICKSON GYLLSTEN Maximilian	F	M	15 APR 1993	FIFH Malmo, (SWE)	

Average Age: 36

Total: 8 players and 2 goalkeepers

Team Officials:

Function	Name	Citizenship	Date of Birth
Team Head Coach:	HARDSTAM Rickard	SWE	26 OCT 1974
Team Assistant Coach:	LAHTINEN Timo	SWE	24 MAY 1947
Team Assistant Coach:	NILSSON Hampus	SWE	30 NOV 1995
Team General Manager:	KASPERI Allan	SWE	17 JUL 1957
Team Equipment Manager:	SETTERBERG Benny	SWE	30 JUN 1960
Team Physiotherapist:	BRANNSTROM Fredrik	SWE	1 FEB 1977

Note:

* Registration date of single players is only shown when different from Initial Registration date

Legend:

D Defence **F** Forward **GK** Goalkeeper **M** Male
No. Jersey number **Pos.** Position



Team Roster
As of SAT 27 APR 2019

Initial Registration 26 APR 2019

USA - USA

No.	Name	Pos.	Gender	Date of Birth	Club	Registration *
3	DEQUEBEC Ralph	D	M	24 MAR 1983	Colorado Avalanche, (USA)	
4	ROYBAL Brody	F	M	24 MAY 1998	Chicago Blackhawks, (USA)	
7	GOOLEY Colin	D	M	17 SEP 1993	Buffalo Sabres, (USA)	
8	WALLACE Jack	D	M	24 JUN 1998	New Jersey Freeze, (USA)	
9	DODSON Travis	F	M	14 OCT 1985	Chicago Blackhawks, (USA)	
13	McDERMOTT Luke	F	M	1 SEP 1987	San Antonio Rampage, (USA)	
15	ZYCH Kyle	F	M	9 DEC 1996	Northeast Passage Wildcats, (USA)	
16	FARMER Declan	F	M	5 NOV 1997	Tampa Bay Lightning, (USA)	
17	DOUGLAS Christopher	D	M	17 MAY 1990	Florida Bandits, (USA)	
22	GROVE Noah	F	M	1 MAY 1999	Boston Bruins, (USA)	
23	ROMAN Rico	F	M	4 FEB 1981	Colorado Avalanche, (USA)	
27	PAULS Josh	D	M	31 DEC 1992	DASA Saint Louis Blues, (USA)	
32	LEE Jen	GK	M	26 JUL 1986	San Antonio Rampage, (USA)	
34	CASH Steve	GK	M	9 MAY 1989	DASA Saint Louis Blues, (USA)	
40	HARGIS Josh	F	M	16 AUG 1989	Colorado Avalanche, (USA)	
88	McKEE Kevin	F	M	11 FEB 1990	Chicago Blackhawks, (USA)	

Average Age: 27

Total: 14 players and 2 goalkeepers

Team Officials:

Function	Name	Citizenship	Date of Birth
Team Head Coach:	HOFF David	USA	22 OCT 1967
Team Assistant Coach:	CORTESE Mike	USA	7 AUG 1972
Team Assistant Coach:	GORDER Corey	USA	22 FEB 1979
Team General Manager:	BRENNAN Dan	USA	14 AUG 1963
Team Equipment Manager:	ISAACSON Joel	USA	19 NOV 1978
Team Physiotherapist:	UIHLEIN Mike	USA	12 NOV 1969

Note:
* Registration date of single players is only shown when different from Initial Registration date

Legend:
D Defence **F** Forward **GK** Goalkeeper **M** Male
No. Jersey number **Pos.** Position



Tournament Progress

As of TUE 30 APR 2019

Group A

Rank	Team	GP	W	OTW	OTL	L	GDF	GF:GA	PTS
1	USA	3	3	0	0	0	+16	17 : 1	9
2	CAN	3	2	0	0	1	+14	19 : 5	6
3	KOR	3	1	0	0	2	-7	3 : 10	3
4	NOR	3	0	0	0	3	-23	4 : 27	0

Group B

Rank	Team	GP	W	OTW	OTL	L	GDF	GF:GA	PTS
1	CZE	3	3	0	0	0	+17	18 : 1	9
2	ITA	3	2	0	0	1	+4	9 : 5	6
3	SWE	3	0	1	0	2	-8	3 : 11	2
4	JPN	3	0	0	1	2	-13	2 : 15	1

Game	Group	Date	Time	Teams	Results	1	2	3	OT	PSS	Venue
1	B	SAT 27 APR	09:00 GMT+2	ITA - SWE	4 - 0	1 - 0	2 - 0	1 - 0			Ostravar Arena
2	A	SAT 27 APR	12:00 GMT+2	KOR - NOR	3 - 2	2 - 1	1 - 1	0 - 0			Ostravar Arena
3	B	SAT 27 APR	15:00 GMT+2	CZE - JPN	8 - 0	2 - 0	2 - 0	4 - 0			Ostravar Arena
4	A	SAT 27 APR	18:30 GMT+2	CAN - USA	1 - 3	0 - 0	1 - 2	0 - 1			Ostravar Arena
5	B	SUN 28 APR	09:30 GMT+2	JPN - ITA	1 - 5	0 - 2	1 - 0	0 - 3			Ostravar Arena
6	A	SUN 28 APR	13:00 GMT+2	NOR - CAN	2 - 14	0 - 6	1 - 7	1 - 1			Ostravar Arena
7	A	SUN 28 APR	16:30 GMT+2	USA - KOR	4 - 0	2 - 0	1 - 0	1 - 0			Ostravar Arena
8	B	SUN 28 APR	20:00 GMT+2	SWE - CZE	1 - 6	1 - 3	0 - 1	0 - 2			Ostravar Arena
9	B	TUE 30 APR	09:30 GMT+2	SWE - JPN	2 - 1	0 - 0	0 - 1	1 - 0	0 - 0	1 - 0	Ostravar Arena
10	A	TUE 30 APR	13:00 GMT+2	CAN - KOR	4 - 0	2 - 0	1 - 0	1 - 0			Ostravar Arena
11	A	TUE 30 APR	16:30 GMT+2	USA - NOR	10 - 0	5 - 0	4 - 0	1 - 0			Ostravar Arena
12	B	TUE 30 APR	20:00 GMT+2	ITA - CZE	0 - 4	0 - 3	0 - 1	0 - 0			Ostravar Arena

Note:

Rank within each group is based on points. For tie-break rules see 'Competition Format and Rules'.

Legend:

1 1st period	2 2nd period	3 3rd period	GA Goals against	GDF Goal difference
GF Goals for	GP Games played	PSS Penalty shot shootout	L Losses	OT Overtime
OTL Overtime loss	OTW Overtime win	PTS Points	W Wins	



SAT 27 APR 2019

Start Time 9:00

Preliminary Round - Group B, Game 1



Game Roster

ITA - SWE

Referee

YAMAGUCHI Sotaro (JPN)

Goalkeepers

Team: ITA

No.	Name	Gen	GP	MIP	GA	SVS	SOG	SVS%	GAA
1	STILLITANO Santino	M	0	00:00	0	0	0	0.00	0.00
15	ARAUDO Gabriele	M	0	00:00	0	0	0	0.00	0.00

Team Roster

Team: ITA (blue)

No.	Pos.	Name	Gen	GP	G	A	PTS	PIM	+/-
1	GK	STILLITANO Santino	M	0	0	0	0	0	
5	F	PLANKER Florian	M	0	0	0	0	0	0
6	D	CAVALIERE Gian Luca	M	0	0	0	0	0	0
8	D	RADICE Roberto	M	0	0	0	0	0	0
9	F	KALEGARIS Sandro	M	0	0	0	0	0	0
10	F	KAFMANN Stephan	M	0	0	0	0	0	0
11	F	LARCH Nils	M	0	0	0	0	0	0
15	GK	ARAUDO Gabriele	M	0	0	0	0	0	
18	D	MACRI Andrea	M	0	0	0	0	0	0
25	F	TORELLA Francesco	M	0	0	0	0	0	0
27	F	ANDREONI Alessandro	M	0	0	0	0	0	0
34	F	LANZA Gabriele	M	0	0	0	0	0	0
62	F	DEPAOLI Christoph	M	0	0	0	0	0	0
66	D	PAROLIN Emanuele	M	0	0	0	0	0	0
69	D	ENDERLE Alex	M	0	0	0	0	0	0
82	D	KASSLATTER Julian	M	0	0	0	0	0	0
84	D	KERSCHBAUMER Stefan	M	0	0	0	0	0	0

Head Coach: da RIN de LORENZO Massimo

Linesmen

NITTYLA Lari (FIN) , VANEK Jan (CZE)

Team: SWE

No.	Name	Gen	GP	MIP	GA	SVS	SOG	SVS%	GAA
5	NILSSON Ulf	M	0	00:00	0	0	0	0.00	0.00
84	NEJMAN Andreas	M	0	00:00	0	0	0	0.00	0.00

Team: SWE (yellow)

No.	Pos.	Name	Gen	GP	G	A	PTS	PIM	+/-
3	D	INGVARSSON Niklas	M	0	0	0	0	0	0
5	GK	NILSSON Ulf	M	0	0	0	0	0	
6	D	NILSSON Peter	M	0	0	0	0	0	0
14	F	PETTERSSON Johnny	M	0	0	0	0	0	0
15	F	HEDBERG Christian	M	0	0	0	0	0	0
17	F	CEDERSTAM Daniel	M	0	0	0	0	0	0
20	F	RAKOS Niklas	M	0	0	0	0	0	0
22	D	SIREN Staffan	M	0	0	0	0	0	0
84	GK	NEJMAN Andreas	M	0	0	0	0	0	
93	F	DICKSON GYLLSTEN Maximilian	M	0	0	0	0	0	0

Head Coach: HARDSTAM Rickard

Legend:

A Assists	D Defence	F Forward	G Goals
GA Goals against	GAA Goals against as average per 45 minutes	Gen Gender	GK Goalkeeper
GP Games played	M Male	MIP Minutes and seconds played	No. Jersey number
PIM Penalties in minutes	Pos. Position	PTS Points	SOG Shots on goal
SVS Saves	SVS% Saves in percentage	+/- Plus/minus net	



SAT 27 APR 2019

Start Time 9:00

Preliminary Round - Group B, Game 1



Line-ups

ITA - SWE

Referee

YAMAGUCHI Sotaro (JPN)

Linesmen

NITTYLA Lari (FIN) , VANEK Jan (CZE)

Goalkeepers

Team: ITA

No.	Name	Gen
15	ARAUDO Gabriele	M
1	STILLITANO Santino	M

Team Line-ups

Team: ITA (blue)

No.	Pos.	Name	Gen
18	D	MACRI Andrea +A	M
66	D	PAROLIN Emanuele	M
5	F	PLANKER Florian +A	M
9	F	KALEGARIS Sandro	M
10	F	KAFMANN Stephan	M
6	D	CAVALIERE Gian Luca +C	M
84	D	KERSCHBAUMER Stefan	M
11	F	LARCH Nils	M
27	F	ANDREONI Alessandro	M
62	F	DEPAOLI Christoph	M
8	D	RADICE Roberto	M
69	D	ENDERLE Alex	M
25	F	TORELLA Francesco	M

Head Coach: da RIN de LORENZO Massimo

NOT DRESSED:

34	F	LANZA Gabriele	M
82	D	KASSLATTER Julian	M

Team: SWE

No.	Name	Gen
84	NEJMAN Andreas	M
5	NILSSON Ulf	M

Team: SWE (yellow)

No.	Pos.	Name	Gen
3	D	INGVARSSON Niklas +C	M
6	D	NILSSON Peter +A	M
15	F	HEDBERG Christian	M
17	F	CEDERSTAM Daniel	M
93	F	DICKSON GYLLSTEN Maximilian +A	M
22	D	SIREN Staffan	M
14	F	PETTERSSON Johnny	M
20	F	RAKOS Niklas	M

Head Coach: HARDSTAM Rickard

Legend:

D	Defence	F	Forward	Gen	Gender	M	Male
No.	Jersey number	Pos.	Position	+A	Assistant captain	+C	Captain



Graphical Line-ups

ITA - SWE

Referee
YAMAGUCHI Sotaro (JPN)

Linesmen
NITTYLA Lari (FIN) , VANEK Jan (CZE)

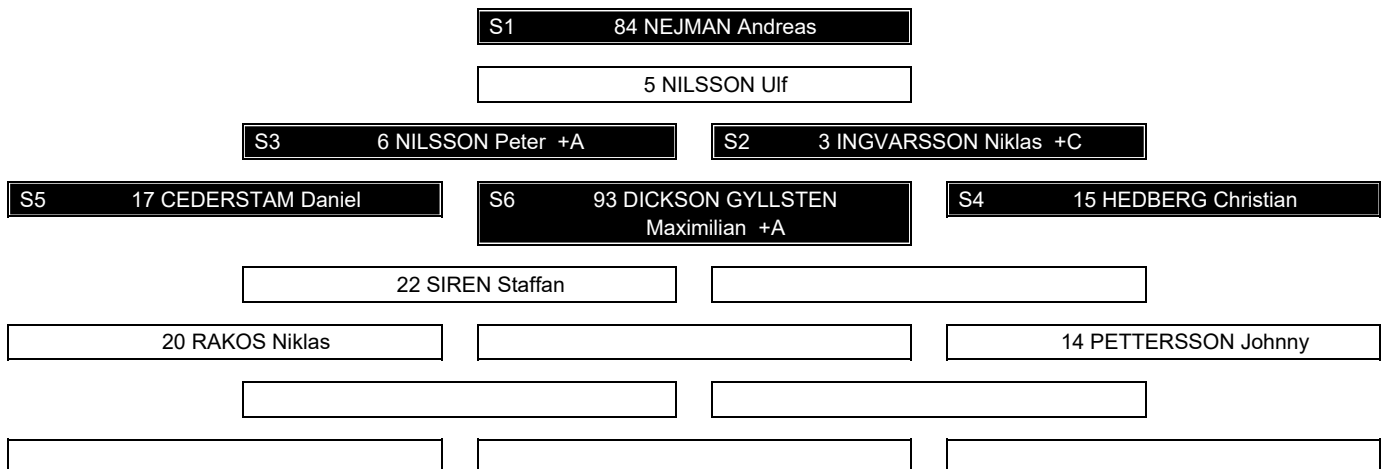
Team: ITA - Italy (blue)

Head Coach: da RIN de LORENZO Massimo



Team: SWE - Sweden (yellow)

Head Coach: HARDSTAM Rickard



Legend:			
Sn	Starting position	+A	Assistant captain
		+C	Captain



Game Summary

ITA - SWE 4 - 0 (1 - 0 , 2 - 0 , 1 - 0)

Spectators	Referee	Linesmen
200	YAMAGUCHI Sotaro (JPN)	NITTYLA Lari (FIN) , VANEK Jan (CZE)

Team Statistics

Period	Score	SVS	SOG	PIM	TPP	PPG	SHG
1	1 : 0	2 : 11	12 : 2	0 : 2	02:00 : 00:00	0 : 0	0 : 0
2	2 : 0	2 : 4	6 : 2	4 : 0	00:00 : 03:30	0 : 0	0 : 0
3	1 : 0	4 : 4	5 : 4	2 : 0	00:00 : 02:30	0 : 0	0 : 0
Total	4 : 0	8 : 19	23 : 8	6 : 2	02:00 : 06:00	0 : 0	0 : 0

1st Period

Action	Time	ET/Res	Team	Type	No.	Name	(G) Name of Assistant(s) / Action Description
GK	00:00		ITA		15	ARAUDO G	- Goalkeeper in
GK	00:00		SWE		84	NEJMAN A	- Goalkeeper in
Penalty	10:43	12:43	SWE	2 min.	20	RAKOS N	- Teeing
Goal	14:46	1 : 0	ITA	EQ	11	LARCH N	(1) On Ice ITA 15 5 9 10 11 18 SWE 84 3 6 17 20 93

2nd Period

Action	Time	ET/Res	Team	Type	No.	Name	(G) Name of Assistant(s) / Action Description
Penalty	15:27	17:27	ITA	2 min.	9	KALEGARIS S	- Roughing
Goal	20:33	2 : 0	ITA	EQ	27	ANDREONI A	(1) 62 DEPAOLI C On Ice ITA 15 6 11 27 62 69 SWE 84 3 6 17 20 93
Goal	24:12	3 : 0	ITA	EQ	27	ANDREONI A	(2) 6 CAVALIERE GL On Ice ITA 15 6 8 10 18 27 8 RADICE R SWE 84 3 6 17 20 93
Time-out	24:12		SWE				
Penalty	28:30	30:30	ITA	2 min.	84	KERSCHBAUMER S	- Tripping

3rd Period

Action	Time	ET/Res	Team	Type	No.	Name	(G) Name of Assistant(s) / Action Description
Penalty	32:45	34:45	ITA	2 min.	6	CAVALIERE GL	- Interference
Goal	35:54	4 : 0	ITA	EQ	9	KALEGARIS S	(1) 62 DEPAOLI C On Ice ITA 15 6 9 11 62 66 SWE 84 3 6 14 20 93
GK	45:00		ITA				15 ARAUDO G - Goalkeeper out
GK	45:00		SWE				84 NEJMAN A - Goalkeeper out

Goalkeeper Records

Team : ITA - Italy

No.	Name	SOG	SVS	MIP
15	ARAUDO Gabriele	8	8	45:00
1	STILLITANO Santino			

Team : SWE - Sweden

No.	Name	SOG	SVS	MIP
84	NEJMAN Andreas	23	19	45:00
5	NILSSON Ulf			

Game Statistics

Team : ITA (blue)

Head Coach : da RIN de LORENZO Massimo											Shots on Goal					Time on Ice								
No.	Pos.	Name	Gen	G	A	P	PIM	FO+	FO-	FO+/-	FO%	1	2	3	OT	TS	+/-	1	2	3	OT	TOT	SHF	AVG
5	F	PLANKER Florian +A	M	0	0	0	0	2	2	0	50.00	1	1	0		2	+1	0:00	0:00	0:00		0:00	0	0:00
9	F	KALEGARIS Sandro	M	1	0	1	2	1	1	0	50.00	2	1	1		4	+2	0:00	0:00	0:00		0:00	0	0:00
10	F	KAFMANN Stephan	M	0	0	0	0	0	0	0	0.00	0	0	1		1	+2	0:00	0:00	0:00		0:00	0	0:00
18	D	MACRI Andrea +A	M	0	0	0	0	0	0	0	0.00	4	1	0		5	+2	0:00	0:00	0:00		0:00	0	0:00
66	D	PAROLIN Emanuele	M	0	0	0	0	0	0	0	0.00	1	0	0		1	+1	0:00	0:00	0:00		0:00	0	0:00
6	D	CAVALIERE Gian Luca +C	M	0	1	1	2	0	0	0	0.00	1	0	0		1	+3	0:00	0:00	0:00		0:00	0	0:00
11	F	LARCH Nils	M	1	0	1	0	16	7	9	69.57	2	0	1		3	+3	0:00	0:00	0:00		0:00	0	0:00
27	F	ANDREONI Alessandro (BP)	M	2	0	2	0	2	4	-2	33.33	0	2	0		2	+2	0:00	0:00	0:00		0:00	0	0:00
62	F	DEPAOLI Christoph	M	0	2	2	0	2	2	0	50.00	1	1	0		2	+2	0:00	0:00	0:00		0:00	0	0:00
84	D	KERSCHBAUMER Stefan	M	0	0	0	2	0	0	0	0.00	0	0	0		0	0	0:00	0:00	0:00		0:00	0	0:00



SAT 27 APR 2019

Start Time 9:00
End Time 10:56

Preliminary Round - Group B, Game 1



Head Coach : da RIN de LORENZO Massimo											Shots on Goal					Time on Ice								
No.	Pos.	Name	Gen	G	A	P	PIM	FO+	FO-	FO+/-	FO%	1	2	3	OT	TS	+/-	1	2	3	OT	TOT	SHF	AVG
8	D	RADICE Roberto	M	0	1	1	0	1	1	0	50.00	0	0	0	0	0	+1	0:00	0:00	0:00	0:00	0:00	0	0:00
25	F	TORELLA Francesco	M	0	0	0	0	0	0	0	0.00	0	0	1	1	0	0:00	0:00	0:00	0:00	0:00	0	0:00	
69	D	ENDERLE Alex	M	0	0	0	0	0	0	0	0.00	0	0	1	1	+1	0:00	0:00	0:00	0:00	0:00	0	0:00	
1	GK	STILLITANO Santino	M	0	0	0	0					0	0	0	0									
15	GK	ARAUDO Gabriele	M	0	0	0	0					0	0	0	0									
Total				4	4	8	6	24	17	7	58.54	12	6	5	23									

Team : SWE (yellow)

Head Coach : HARDSTAM Rickard											Shots on Goal					Time on Ice								
No.	Pos.	Name	Gen	G	A	P	PIM	FO+	FO-	FO+/-	FO%	1	2	3	OT	TS	+/-	1	2	3	OT	TOT	SHF	AVG
3	D	INGVARSSON Niklas +C	M	0	0	0	0	0	2	-2	0.00	0	1	1	2	-4	0:00	0:00	0:00	0:00	0:00	0	0:00	
6	D	NILSSON Peter +A	M	0	0	0	0	0	0	0	0.00	1	0	0	1	-4	0:00	0:00	0:00	0:00	0:00	0	0:00	
15	F	HEDBERG Christian	M	0	0	0	0	9	18	-9	33.33	0	0	1	1	0	0:00	0:00	0:00	0:00	0:00	0	0:00	
17	F	CEDERSTAM Daniel (BP)	M	0	0	0	0	2	1	1	66.67	0	1	0	1	-3	0:00	0:00	0:00	0:00	0:00	0	0:00	
93	F	DICKSON GYLLSTEN Maximilian +A	M	0	0	0	0	0	0	0	0.00	0	0	0	0	-4	0:00	0:00	0:00	0:00	0:00	0	0:00	
14	F	PETTERSSON Johnny	M	0	0	0	0	0	0	0	0.00	0	0	0	0	-1	0:00	0:00	0:00	0:00	0:00	0	0:00	
20	F	RAKOS Niklas	M	0	0	0	2	6	3	3	66.67	1	0	2	3	-4	0:00	0:00	0:00	0:00	0:00	0	0:00	
22	D	SIREN Staffan	M	0	0	0	0	0	0	0	0.00	0	0	0	0	0	0:00	0:00	0:00	0:00	0:00	0	0:00	
5	GK	NILSSON Ulf	M	0	0	0	0					0	0	0	0									
84	GK	NEJMAN Andreas	M	0	0	0	0					0	0	0	0									
Total				0	0	0	2	17	24	-7	41.46	2	2	4	8									

Group B

R	Team	GP	W	OTW	OTL	L	GDF	GF : GA	PTS
1	ITA	1	1	0	0	0	+4	4 : 0	3
2	SWE	1	0	0	0	1	-4	0 : 4	0
-	CZE	0							
-	JPN	0							

	CZE	ITA	JPN	SWE
CZE	*****	TUE 30 APR 20:00	SAT 27 APR 15:00	SUN 28 APR 20:00
ITA	TUE 30 APR 20:00	*****	SUN 28 APR 09:30	4:0
JPN	SAT 27 APR 15:00	SUN 28 APR 09:30	*****	TUE 30 APR 09:30
SWE	SUN 28 APR 20:00	0:4	TUE 30 APR 09:30	*****

Legend:							
(G)	Goals in tournament	+/-	Plus/minus net	+A	Assistant captain	+C	Captain
A	Assists	D	Defence	EQ	Equal strength	ET/Res	Penalty end time/Result of game
F	Forward	FO-	Face-offs lost	FO%	Face-offs won as percentage	FO+	Face-offs won
FO+/-	Face-offs net	G	Goals	GA	Goals against	GDF	Goal difference
Gen	Gender	GF	Goals for	GK	Goalkeeper	GP	Games played
L	Losses	M	Male	MIP	Minutes in play (GK)	No.	Jersey number
OT	Overtime	OTL	Overtime losses	OTW	Overtime wins	P	Points
PIM	Penalties in minutes	Pos.	Position	PPG	Power play goals	PTS	Points
R	Rank	SHG	Shorthanded goals	SOG	Shots on goal	SVS	Saves
TPP	Time on power play	TS	Total shots	W	Wins		



Shot Chart
ITA - SWE



Period: 1



Shots by SWE
Goals (o): 0
SSP (-): 0

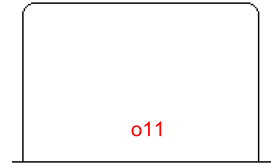
SSG (+): 2
SPG (-): 0



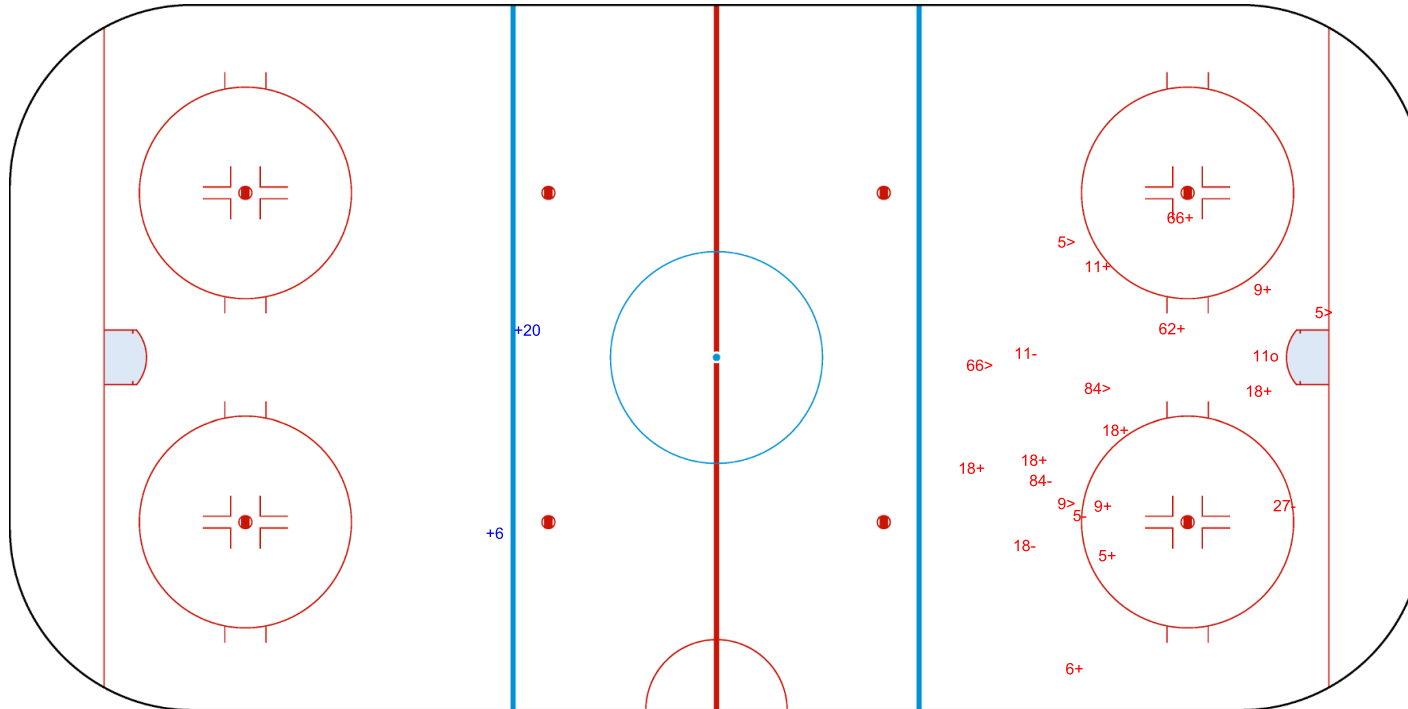
GK 15 of ITA

Shots by ITA
Goals (o): 1
SSP (>): 5

SSG (+): 11
SPG (-): 5



GK 84 of SWE




Legend:	
GK	Goalkeeper
SPG	Shots past goal
SSG	Shots saved by goalkeeper
SSP	Shots saved by player



Shot Chart
ITA - SWE

Shots by ITA
Goals (o): 2 SSG (+): 4
SSP (-): 0 SPG (-): 2



GK 84 of SWE



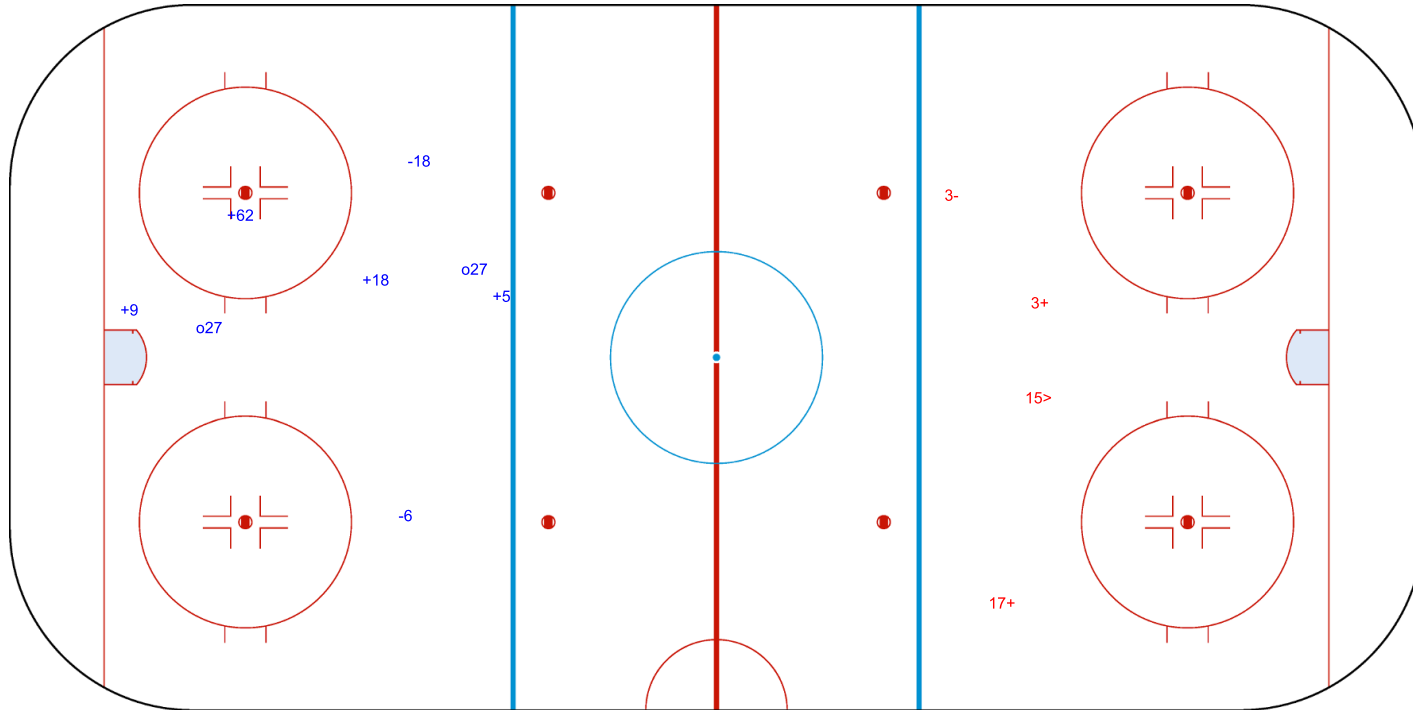
Period: 2



Shots by SWE
Goals (o): 0 SSG (+): 2
SSP (>): 1 SPG (-): 1



GK 15 of ITA



Legend:	
GK	Goalkeeper
SPG	Shots past goal
SSG	Shots saved by goalkeeper
SSP	Shots saved by player



Shot Chart ITA - SWE



Period: 3



Shots by SWE

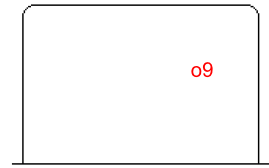
Goals (o): 0 SSG (+): 4
SSP (-): 1 SPG (-): 1

Shots by ITA

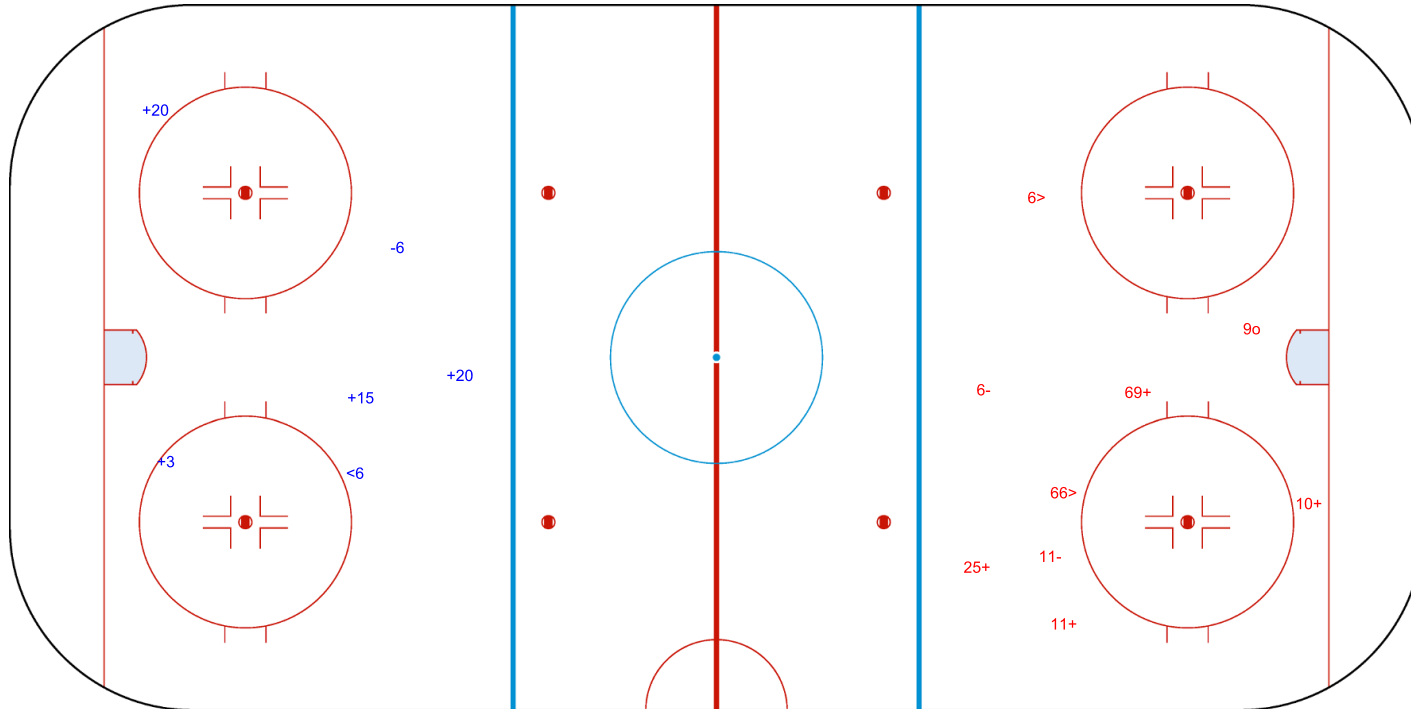
Goals (o): 1 SSG (+): 4
SSP (>): 2 SPG (-): 2



GK 15 of ITA



GK 84 of SWE



Legend:	GK Goalkeeper	SPG Shots past goal	SSG Shots saved by goalkeeper	SSP Shots saved by player
----------------	----------------------	----------------------------	--------------------------------------	----------------------------------



Face-off Chart

ITA - SWE

PERIOD 1

	ITA		SWE		ITA		SWE		Total wins all zones	
	Def. zone	Att. zone	Neutral zone	Neutral zone	Att. zone	Def. zone	Att. zone	Def. zone	ITA	SWE
	- 11	+ 15	+ 5	- 15	+ 11	- 15				
	- 11	+ 17	- 5	+ 15	+ 11	- 15				
	+ 11	- 15	+ 5	- 15	+ 11	- 15				
			+ 11	- 15	- 11	+ 20				
			- 11	+ 20	+ 11	- 3				
					+ 11	- 3				
					+ 11	- 20				
					- 5	+ 20				
					- 11	+ 15				
					+ 11	- 20				
Total wins / period	1 / 33%	2 / 67%	3 / 60%	2 / 40%	7 / 70%	3 / 30%			11 / 61%	7 / 39%

PERIOD 2

	ITA		SWE		ITA		SWE		Total wins all zones	
	Def. zone	Att. zone	Neutral zone	Neutral zone	Att. zone	Def. zone	Att. zone	Def. zone	ITA	SWE
	- 11	+ 15	+ 11	- 15	- 27	+ 20				
	+ 62	- 17	- 27	+ 15	- 62	+ 15				
	- 11	+ 15	+ 11	- 15	- 62	+ 15				
	+ 11	- 15	- 27	+ 20						
Total wins / period	2 / 50%	2 / 50%	2 / 50%	2 / 50%	0 / 0%	3 / 100%			4 / 36%	7 / 64%

PERIOD 3

	ITA		SWE		ITA		SWE		Total wins all zones	
	Def. zone	Att. zone	Neutral zone	Neutral zone	Att. zone	Def. zone	Att. zone	Def. zone	ITA	SWE
	+ 11	- 20	+ 62	- 15	- 9	+ 15				
	+ 27	- 15	+ 8	- 15	- 27	+ 20				
	+ 11	- 15	- 8	+ 17	+ 11	- 15				
	+ 27	- 15	+ 11	- 15						
			+ 9	- 15						
Total wins / period	4 / 100%	0 / 0%	4 / 80%	1 / 20%	1 / 33%	2 / 67%			9 / 75%	3 / 25%

TOTAL

	ITA		SWE		ITA		SWE		Total wins all zones	
	Def. zone	Att. zone	Neutral zone	Neutral zone	Att. zone	Def. zone	Att. zone	Def. zone	ITA	SWE
Total wins / game	7 / 64%	4 / 36%	9 / 64%	5 / 36%	8 / 50%	8 / 50%			24 / 59%	17 / 41%



HEAD TO HEAD

		SWE								
	No.	3	15	17	20	Tot	wins ITA	Dz	Nz	Az
ITA	5		2 - 1		0 - 1	4	2 50%		2 67%	0 0%
	8		1 - 0	0 - 1		2	1 50%		1 50%	
	9		1 - 1			2	1 50%		1 100%	0 0%
	11	2 - 0	11 - 4	0 - 1	3 - 2	23	16 70%	4 50%	4 80%	8 80%
	27		2 - 1		0 - 3	6	2 33%	2 100%	0 0%	0 0%
	62		1 - 2	1 - 0		4	2 50%	1 100%	1 100%	0 0%
Tot		2	27	3	9	41	24 59%	7 64%	9 64%	8 50%
wins SWE		0 0%	9 33%	2 67%	6 67%	17 41%				
Dz		0 0%	4 50%		4 67%	8 50%				
Nz			2 18%	1 100%	2 100%	5 36%				
Az			3 38%	1 50%	0 0%	4 36%				

Legend:										
Az	Attacking zone	Dz	Defending zone	No.	Jersey number	Nz	Neutral zone	Tot	Total face-offs played	



Game Roster

KOR - NOR

Referee

WEBINGER Kevin (CAN)

Linesmen

FERGENBAUM Matt (CAN) , RUNDSTROM Tony (SWE)

Goalkeepers

Team: KOR

No.	Name	Gen	GP	MIP	GA	SVS	SOG	SVS%	GAA
31	YU Man Gyun	M	0	00:00	0	0	0	0.00	0.00
32	LEE Jae Woong	M	0	00:00	0	0	0	0.00	0.00

Team Roster

Team: KOR (blue)

No.	Pos.	Name	Gen	GP	G	A	PTS	PIM	+/-
1	F	LEE Jun Yong	M	0	0	0	0	0	0
3	F	RYU Jee Hyun	M	0	0	0	0	0	0
9	D	CHOI Kwang Hyouk	M	0	0	0	0	0	0
10	D	CHO Young Jae	M	0	0	0	0	0	0
12	D	KIM Young Sung	M	0	0	0	0	0	0
14	F	JUNG Seung Hwan	M	0	0	0	0	0	0
20	D	JANG Dong Shin	M	0	0	0	0	0	0
21	F	LEE Ju Seung	M	0	0	0	0	0	0
24	F	KIM Inkyum	M	0	0	0	0	0	0
26	F	KIM Dea Jung	M	0	0	0	0	0	0
27	F	CHO Byeong Seok	M	0	0	0	0	0	0
28	F	LEE Jong Kyung	M	0	0	0	0	0	0
31	GK	YU Man Gyun	M	0	0	0	0	0	0
32	GK	LEE Jae Woong	M	0	0	0	0	0	0
51	F	KIM Sanglak	M	0	0	0	0	0	0
55	F	JANG Jong Ho	M	0	0	0	0	0	0
97	D	CHOI Si Woo	M	0	0	0	0	0	0

Head Coach: PARK Hyun Wook

Team: NOR

No.	Name	Gen	GP	MIP	GA	SVS	SOG	SVS%	GAA
39	GROELINE Johan	M	0	00:00	0	0	0	0.00	0.00
81	HAUGEN Erik	M	0	00:00	0	0	0	0.00	0.00

Team: NOR (white)

No.	Pos.	Name	Gen	GP	G	A	PTS	PIM	+/-
3	D	PEDERSEN Rolf Einar	M	0	0	0	0	0	0
6	F	KIRSTISTUEN Emil	M	0	0	0	0	0	0
9	F	VAERNES Morten	M	0	0	0	0	0	0
10	F	RIVERA Tor Joakim	M	0	0	0	0	0	0
12	F	BOGLE Magnus	M	0	0	0	0	0	0
16	D	NORDSTOGA Knut Andre	M	0	0	0	0	0	0
17	F	SOLBERG Loyd Remi	M	0	0	0	0	0	0
20	D	HAMRE Martin	M	0	0	0	0	0	0
22	D	BAKKE Audun	M	0	0	0	0	0	0
25	D	SUNDT Andreas	M	0	0	0	0	0	0
29	F	SCHROEDER Lena	F	0	0	0	0	0	0
35	F	GROESFJELD Martin	M	0	0	0	0	0	0
39	GK	GROELINE Johan	M	0	0	0	0	0	0
71	F	OISETH Ola	M	0	0	0	0	0	0
77	F	AANEKRE Torstein	M	0	0	0	0	0	0
81	GK	HAUGEN Erik	M	0	0	0	0	0	0

Head Coach: HEGDE Espen

A Assists	D Defence	F Female / Forward	G Goals
GA Goals against	GAA Goals against as average per 45 minutes	Gen Gender	GK Goalkeeper
GP Games played	M Male	MIP Minutes and seconds played	No. Jersey number
PIM Penalties in minutes	Pos. Position	PTS Points	SOG Shots on goal
SVS Saves	SVS% Saves in percentage	+/- Plus/minus net	



Line-ups

REVISED
27 APR 9:31

KOR - NOR

Referee

WEBINGER Kevin (CAN)

Linesmen

FERGENBAUM Matt (CAN) , RUNDSTROM Tony (SWE)

Goalkeepers

Team: KOR

No.	Name	Gen
32	LEE Jae Woong	M
31	YU Man Gyun	M

Team Line-ups

Team: KOR (blue)

No.	Pos.	Name	Gen
10	D	CHO Young Jae +A	M
12	D	KIM Young Sung	M
97	D	CHOI Si Woo	M
21	F	LEE Ju Seung	M
55	F	JANG Jong Ho +C	M
9	D	CHOI Kwang Hyouk	M
20	D	JANG Dong Shin	M
14	F	JUNG Seung Hwan	M
27	F	CHO Byeong Seok +A	M
28	F	LEE Jong Kyung	M
3	F	RYU Jee Hyun	M
26	F	KIM Dea Jung	M
51	F	KIM Sanglak	M

Head Coach: PARK Hyun Wook

NOT DRESSED:

1	F	LEE Jun Yong	M
24	F	KIM Inkyum	M

Team: NOR

No.	Name	Gen
39	GROELINE Johan	M
81	HAUGEN Erik	M

Team: NOR (white)

No.	Pos.	Name	Gen
3	D	PEDERSEN Rolf Einar	M
20	D	HAMRE Martin +A	M
9	F	VAERNES Morten	M
17	F	SOLBERG Loyd Remi +C	M
71	F	OISETH Ola	M
16	D	NORDSTOGA Knut Andre +A	M
22	D	BAKKE Audun	M
10	F	RIVERA Tor Joakim	M
29	F	SCHROEDER Lena	F
77	F	AANEKRE Torstein	M
25	D	SUNDT Andreas	M
6	F	KIRSTISTUEN Emil	M
35	F	GROESFJELD Martin	M

Head Coach: HEGDE Espen

NOT DRESSED:

12	F	BOGLE Magnus	M
----	---	--------------	---

Legend:

D	Defence	F	Female / Forward	Gen	Gender	M	Male
No.	Jersey number	Pos.	Position	+A	Assistant captain	+C	Captain

NOR #12 is injured, so he was replaced with #29



Graphical Line-ups

KOR - NOR

Referee

WEBINGER Kevin (CAN)

Linesmen

FERGENBAUM Matt (CAN) , RUNDSTROM Tony (SWE)

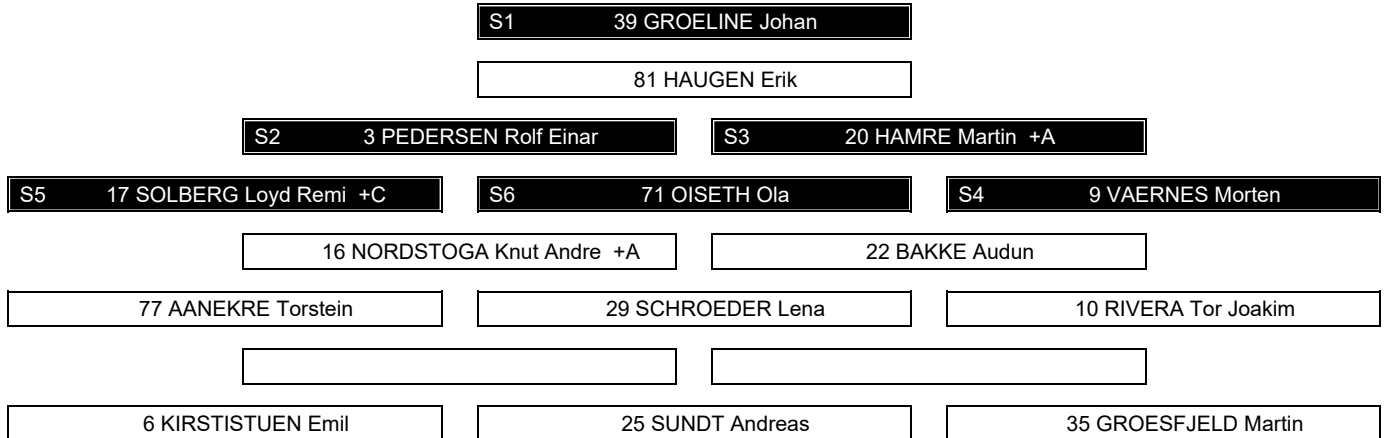
Team: KOR - Korea (blue)

Head Coach: PARK Hyun Wook



Team: NOR - Norway (white)

Head Coach: HEGDE Espen



Legend:			
Sn	Starting position	+A	Assistant captain
		+C	Captain



Game Summary

KOR - NOR 3 - 2 (2 - 1, 1 - 1, 0 - 0)

Spectators	Referee	Linesmen
600	WEBINGER Kevin (CAN)	FERGENBAUM Matt (CAN) , RUNDSTROM Tony (SWE)

Team Statistics

Period	Score	SVS	SOG	PIM	TPP	PPG	SHG
1	2 : 1	1 : 2	4 : 2	2 : 2	00:20 : 02:00	1 : 0	0 : 0
2	1 : 1	0 : 2	3 : 1	2 : 2	02:00 : 00:00	0 : 0	0 : 0
3	0 : 0	4 : 5	5 : 4	4 : 2	00:00 : 04:00	0 : 0	0 : 0
Total	3 : 2	5 : 9	12 : 7	8 : 6	02:20 : 06:00	1 : 0	0 : 0

1st Period

Action	Time	ET/Res	Team	Type	No.	Name	(G)	Name of Assistant(s) / Action Description
GK	00:00		NOR		39	GROELINE J		- Goalkeeper in
GK	00:00		KOR		32	LEE JW		- Goalkeeper in
Goal	05:18	0 : 1	NOR	EQ	22	BAKKE A	(1)	9 VAERNES M On Ice KOR 32 10 12 21 55 97 NOR 39 9 16 17 22 71
Penalty	06:07	08:07	KOR	2 min.	27	CHO BS		- Interference
Penalty	10:23	10:43	NOR	2 min.	20	HAMRE M		- Teeing
Goal	10:43	1 : 1	KOR	PP1	27	CHO BS	(1)	14 JUNG SH On Ice KOR 32 9 14 20 27 28 28 LEE JK NOR 39 3 9 22 71 *
Goal	12:39	2 : 1	KOR	EQ	28	LEE JK	(1)	27 CHO BS On Ice KOR 32 9 14 20 27 28 20 JANG DS NOR 39 9 10 16 22 77

2nd Period

Action	Time	ET/Res	Team	Type	No.	Name	(G)	Name of Assistant(s) / Action Description
Goal	18:11	2 : 2	NOR	EQ	22	BAKKE A	(2)	77 AANEKRE T On Ice KOR 32 9 14 20 27 28 10 RIVERA TJ NOR 39 6 10 16 22 77
Goal	21:32	3 : 2	KOR	EQ	97	CHOI SW	(1)	21 LEE JS On Ice KOR 32 10 12 21 55 97 NOR 39 9 10 16 22 77
Penalty	24:40	26:40	NOR	2 min.	20	HAMRE M		- Holding an opponent
Penalty	30:00	32:00	KOR	2 min.	97	CHOI SW		- Roughing

3rd Period

Action	Time	ET/Res	Team	Type	No.	Name	(G)	Name of Assistant(s) / Action Description
Penalty	35:02	37:02	KOR	2 min.	28	LEE JK		- Teeing
Time-out	35:02		KOR					
GK	42:30		NOR					39 GROELINE J - Goalkeeper out
Penalty	43:33	45:00	NOR	2 min.	20	HAMRE M		- Roughing
Penalty	43:33	45:00	KOR	2 min.	20	JANG DS		- Roughing
Time-out	43:33		NOR					
GK	45:00		KOR					32 LEE JW - Goalkeeper out

Goalkeeper Records

Team : KOR - Korea

No.	Name	SOG	SVS	MIP
32	LEE Jae Woong	7	5	45:00
31	YU Man Gyun			

Team : NOR - Norway

No.	Name	SOG	SVS	MIP
39	GROELINE Johan	12	9	42:30
81	HAUGEN Erik			

Game Statistics

Team : KOR (blue)											Shots on Goal					Time on Ice								
Head Coach : PARK Hyun Wook																								
No.	Pos.	Name	Gen	G	A	P	PIM	FO+	FO-	FO+/-	FO%	1	2	3	OT	TS	+/-	1	2	3	OT	TOT	SHF	AVG
10	D	CHO Young Jae	+	A	M	0	0	0	0	0	0.00	0	1	2	3	0	0	0:00	0:00	0:00	0:00	0:00	0	0:00
12	D	KIM Young Sung			M	0	0	0	0	0	0.00	1	0	1	2	0	0	0:00	0:00	0:00	0:00	0:00	0	0:00
21	F	LEE Ju Seung			M	0	1	1	0	0	-2	0	0	0	0	0	0	0:00	0:00	0:00	0:00	0:00	0	0:00
55	F	JANG Jong Ho	+	C	M	0	0	0	0	9	10	-1	47.37	0	0	0	0	0:00	0:00	0:00	0:00	0:00	0	0:00
97	D	CHOI Si Woo			M	1	0	1	2	0	0.00	0	1	1	2	0	0	0:00	0:00	0:00	0:00	0:00	0	0:00



SAT 27 APR 2019

Start Time 12:00
End Time 13:53

Preliminary Round - Group A, Game 2



Head Coach : PARK Hyun Wook											Shots on Goal					Time on Ice								
No.	Pos.	Name	Gen	G	A	P	PIM	FO+	FO-	FO+/-	FO%	1	2	3	OT	TS	+/-	1	2	3	OT	TOT	SHF	AVG
9	D	CHOI Kwang Hyouk	M	0	0	0	0	0	0	0	0.00	0	0	0	0	0	0	0:00	0:00	0:00	0:00	0:00	0	0:00
14	F	JUNG Seung Hwan	M	0	1	1	0	0	0	0	0.00	0	1	1	2	0	0	0:00	0:00	0:00	0:00	0:00	0	0:00
20	D	JANG Dong Shin (BP)	M	0	1	1	2	0	0	0	0.00	1	0	0	1	0	0	0:00	0:00	0:00	0:00	0:00	0	0:00
27	F	CHO Byeong Seok +A	M	1	1	2	2	5	9	-4	35.71	1	0	0	1	0	0	0:00	0:00	0:00	0:00	0:00	0	0:00
28	F	LEE Jong Kyung	M	1	1	2	2	0	3	-3	0.00	1	0	0	1	0	0	0:00	0:00	0:00	0:00	0:00	0	0:00
3	F	RYU Jee Hyun	M	0	0	0	0	0	0	0	0.00	0	0	0	0	0	0	0:00	0:00	0:00	0:00	0:00	0	0:00
26	F	KIM Dea Jung	M	0	0	0	0	0	0	0	0.00	0	0	0	0	0	0	0:00	0:00	0:00	0:00	0:00	0	0:00
51	F	KIM Sanglak	M	0	0	0	0	0	0	0	0.00	0	0	0	0	0	0	0:00	0:00	0:00	0:00	0:00	0	0:00
31	GK	YU Man Gyun	M	0	0	0	0	0	0	0	0.00	0	0	0	0	0	0	0:00	0:00	0:00	0:00	0:00	0	0:00
32	GK	LEE Jae Woong	M	0	0	0	0	0	0	0	0.00	0	0	0	0	0	0	0:00	0:00	0:00	0:00	0:00	0	0:00
Total				3	5	8	8	14	24	-10	36.84	4	3	5	12									

Team : NOR (white)											Shots on Goal					Time on Ice								
No.	Pos.	Name	Gen	G	A	P	PIM	FO+	FO-	FO+/-	FO%	1	2	3	OT	TS	+/-	1	2	3	OT	TOT	SHF	AVG
3	D	PEDERSEN Rolf Einar	M	0	0	0	0	2	0	2	100.00	0	0	2	2	0	0	0:00	0:00	0:00	0:00	0:00	0	0:00
9	F	VAERNES Morten	M	0	1	1	0	1	0	1	100.00	0	0	0	0	-1	0	0:00	0:00	0:00	0:00	0:00	0	0:00
17	F	SOLBERG Loyd Remi +C	M	0	0	0	0	0	0	0	0.00	0	0	1	1	+1	0:00	0:00	0:00	0:00	0:00	0	0:00	
20	D	HAMRE Martin +A	M	0	0	0	6	0	0	0	0.00	0	0	0	0	0	0	0:00	0:00	0:00	0:00	0:00	0	0:00
71	F	OISETH Ola	M	0	0	0	0	14	9	5	60.87	0	0	0	0	+1	0:00	0:00	0:00	0:00	0:00	0	0:00	
10	F	RIVERA Tor Joakim	M	0	1	1	0	6	4	2	60.00	0	0	0	0	-1	0:00	0:00	0:00	0:00	0:00	0	0:00	
16	D	NORDSTOGA Knut Andre +A	M	0	0	0	0	0	0	0	0.00	0	0	1	1	0	0:00	0:00	0:00	0:00	0:00	0	0:00	
22	D	BAKKE Audun (BP)	M	2	0	2	0	1	1	0	50.00	2	1	0	3	0	0:00	0:00	0:00	0:00	0:00	0	0:00	
29	F	SCHROEDER Lena	F	0	0	0	0	0	0	0	0.00	0	0	0	0	0	0	0:00	0:00	0:00	0:00	0:00	0	0:00
77	F	AANEKRE Torstein	M	0	1	1	0	0	0	0	0.00	0	0	0	0	-1	0:00	0:00	0:00	0:00	0:00	0	0:00	
6	F	KIRSTISTUEN Emil	M	0	0	0	0	0	0	0	0.00	0	0	0	0	+1	0:00	0:00	0:00	0:00	0:00	0	0:00	
25	D	SUNDT Andreas	M	0	0	0	0	0	0	0	0.00	0	0	0	0	0	0:00	0:00	0:00	0:00	0:00	0	0:00	
35	F	GROESFJELD Martin	M	0	0	0	0	0	0	0	0.00	0	0	0	0	0	0:00	0:00	0:00	0:00	0:00	0	0:00	
39	GK	GROELINE Johan	M	0	0	0	0	0	0	0	0.00	0	0	0	0	0	0:00	0:00	0:00	0:00	0:00	0	0:00	
81	GK	HAUGEN Erik	M	0	0	0	0	0	0	0	0.00	0	0	0	0	0	0:00	0:00	0:00	0:00	0:00	0	0:00	
Total				2	3	5	6	24	14	10	63.16	2	1	4	7									

Group A

R	Team	GP	W	OTW	OTL	L	GDF	GF : GA	PTS
1	USA	1	1	0	0	0	+2	3 : 1	3
2	KOR	1	1	0	0	0	+1	3 : 2	3
3	NOR	1	0	0	0	1	-1	2 : 3	0
4	CAN	1	0	0	0	1	-2	1 : 3	0

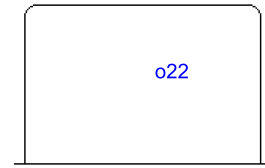
	CAN	KOR	NOR	USA
CAN	*****	TUE 30 APR 13:00	SUN 28 APR 13:00	SAT 27 APR 18:30
KOR	TUE 30 APR 13:00	*****	3:2	SUN 28 APR 16:30
NOR	SUN 28 APR 13:00	2:3	*****	TUE 30 APR 16:30
USA	SAT 27 APR 18:30	SUN 28 APR 16:30	TUE 30 APR 16:30	*****

Legend:	
(G) Goals in tournament	* does not count for Plus/minus
+C Captain	A Assists
ET/Res Penalty end time/Result of game	F Female / Forward
FO+ Face-offs won	FO+/- Face-offs net
GDF Goal difference	Gen Gender
GP Games played	L Losses
No. Jersey number	OT Overtime
P Points	PIM Penalties in minutes
PPG Power play goals	PTS Points
SOG Shots on goal	SVS Saves
W Wins	
	+/- Plus/minus net
	D Defence
	FO- Face-offs lost
	G Goals
	GF Goals for
	M Male
	OTL Overtime losses
	Pos. Position
	R Rank
	TPP Time on power play
	+A Assistant captain
	EQ Equal strength
	FO% Face-offs won as percentage
	GA Goals against
	GK Goalkeeper
	MIP Minutes in play (GK)
	OTW Overtime wins
	PP1 Power play - 1 player
	SHG Shorthanded goals
	TS Total shots



Shot Chart
KOR - NOR

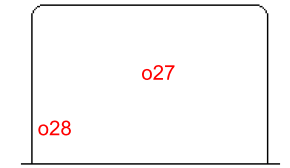
Shots by NOR
Goals (o): 1 SSG (+): 1
SSP (-): 1 SPG (-): 0



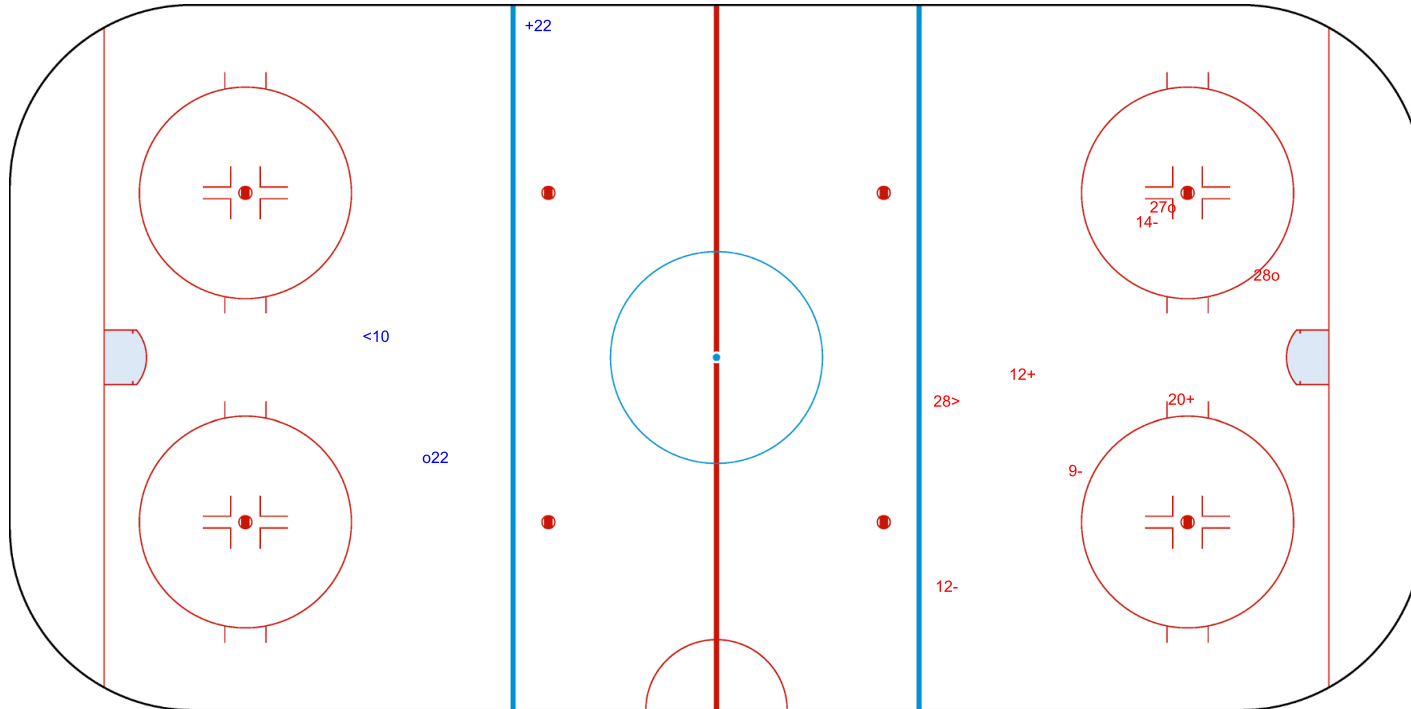
GK 32 of KOR

KOR → Period: 1 ← NOR

Shots by KOR
Goals (o): 2 SSG (+): 2
SSP (>): 1 SPG (-): 3



GK 39 of NOR



Legend:	
GK	Goalkeeper
SPG	Shots past goal
SSG	Shots saved by goalkeeper
SSP	Shots saved by player



Ostravar Arena

SAT 27 APR 2019
Start Time 12:00

Ice Hockey

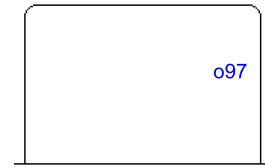
Mixed

Preliminary Round - Group A, Game 2



Shot Chart KOR - NOR

Shots by KOR
Goals (o): 1 SSG (+): 2
SSP (-): 0 SPG (-): 1




GK 39 of NOR



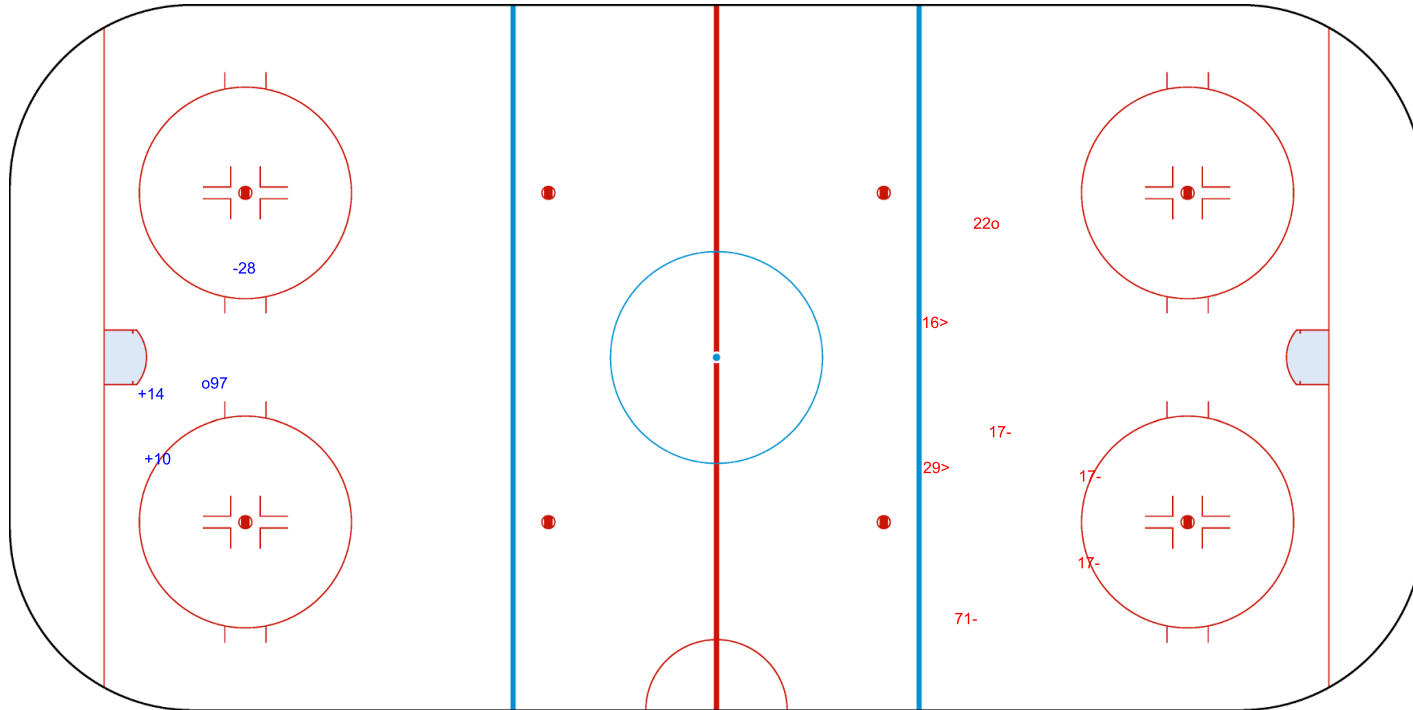
Period: 2



Shots by NOR
Goals (o): 1 SSG (+): 0
SSP (>): 2 SPG (-): 4



GK 32 of KOR



Legend:	
GK	Goalkeeper
SPG	Shots past goal
SSG	Shots saved by goalkeeper
SSP	Shots saved by player



Shot Chart KOR - NOR

Shots by NOR
Goals (o): 0 SSG (+): 4
SSP (-): 3 SPG (-): 5



GK 32 of KOR



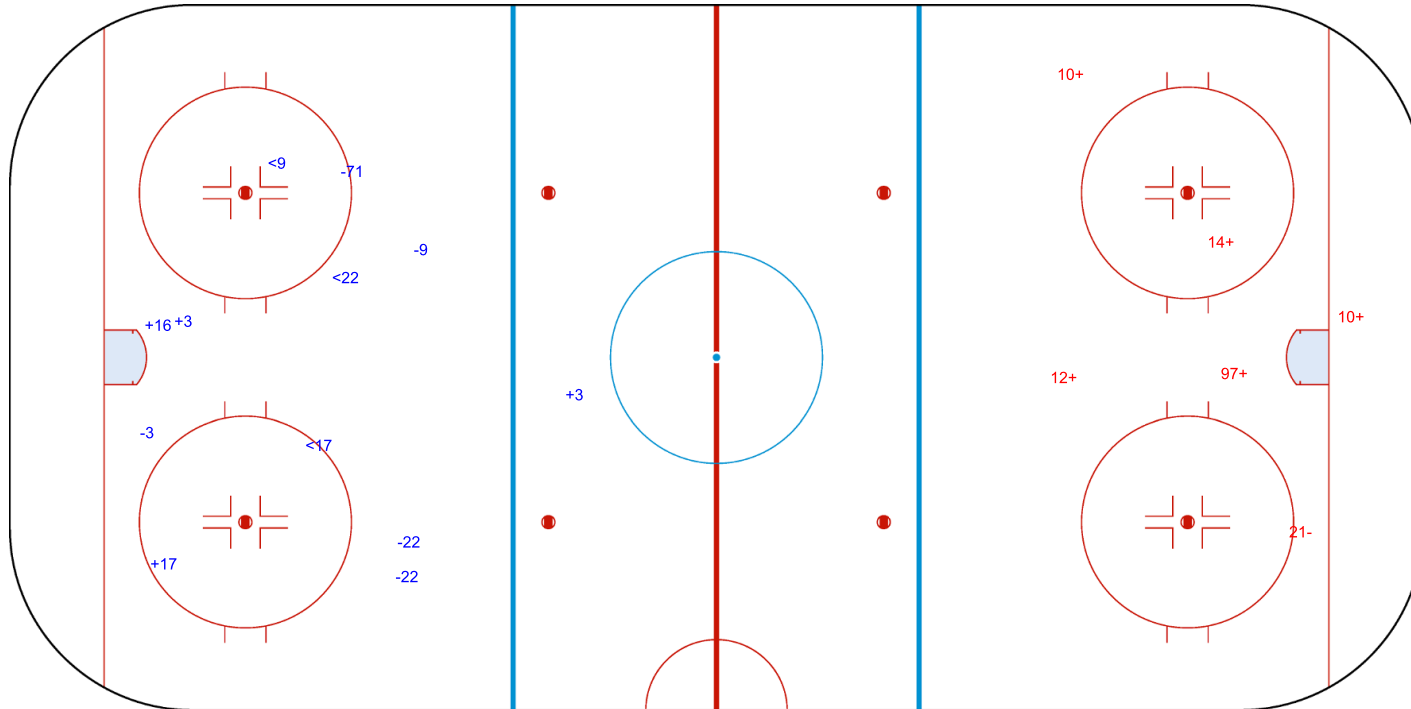
Period: 3



Shots by KOR
Goals (o): 0 SSG (+): 5
SSP (>): 0 SPG (-): 1



GK 39 of NOR



Legend:	
GK	Goalkeeper
SPG	Shots past goal
SSG	Shots saved by goalkeeper
SSP	Shots saved by player



Face-off Chart
KOR - NOR

PERIOD 1

	KOR		NOR		KOR		NOR		KOR		NOR		Total wins all zones
	Def. zone	Att. zone	Neutral zone		Att. zone	Def. zone	Neutral zone		Att. zone	Def. zone	Neutral zone		
	- 55	+ 9	+ 55	- 71	- 55	+ 71	+ 27	- 71	+ 27	- 71	- 55	+ 10	
	+ 55	- 71	- 27	+ 71	- 27	+ 71	+ 27	- 71	- 55	+ 10	- 27	+ 71	
Total wins / period	1 / 50%	1 / 50%	2 / 40%	3 / 60%	3 / 50%	3 / 50%			6 / 46%	7 / 54%			

PERIOD 2

	KOR		NOR		KOR		NOR		KOR		NOR		Total wins all zones
	Def. zone	Att. zone	Neutral zone		Att. zone	Def. zone	Neutral zone		Att. zone	Def. zone	Neutral zone		
	- 27	+ 10	+ 55	- 71	- 27	+ 71	+ 27	- 10	- 27	+ 71	+ 27	- 10	
	+ 27	- 71	- 27	+ 71	- 27	+ 71	+ 55	- 10	- 28	+ 71	- 27	+ 71	
	+ 55	- 71	- 55	+ 71	- 55	+ 71	+ 27	- 10	- 27	+ 71			
Total wins / period	2 / 67%	1 / 33%	1 / 25%	3 / 75%	2 / 33%	4 / 67%			5 / 38%	8 / 62%			

PERIOD 3

	KOR		NOR		KOR		NOR		KOR		NOR		Total wins all zones
	Def. zone	Att. zone	Neutral zone		Att. zone	Def. zone	Neutral zone		Att. zone	Def. zone	Neutral zone		
	- 55	+ 22	+ 55	- 22	- 55	+ 71	- 27	+ 10	- 21	+ 10	+ 55	- 10	
	+ 55	- 22	- 55	+ 71	- 27	+ 10	+ 55	- 10	- 27	+ 71	- 27	+ 71	
	- 55	+ 71	+ 55	- 10	+ 55	- 10	- 27	+ 71	- 21	+ 71			
	- 28	+ 3											
	- 28	+ 3											
Total wins / period	1 / 20%	4 / 80%	1 / 33%	2 / 67%	1 / 25%	3 / 75%			3 / 25%	9 / 75%			

TOTAL

	KOR		NOR		KOR		NOR		KOR		NOR		Total wins all zones
	Def. zone	Att. zone	Neutral zone		Att. zone	Def. zone	Neutral zone		Att. zone	Def. zone	Neutral zone		
Total wins / game	4 / 40%	6 / 60%	4 / 33%	8 / 67%	6 / 38%	10 / 62%			14 / 37%	24 / 63%			



HEAD TO HEAD

		NOR									
	No.	3	9	10	22	71	Tot	wins KOR	Dz	Nz	Az
KOR	21			0 - 1		0 - 1	2	0 0%			0 0%
	27			1 - 3		4 - 6	14	5 36%	1 50%	0 0%	4 50%
	28	0 - 2				0 - 1	3	0 0%	0 0%		0 0%
	55		0 - 1	3 - 2	1 - 1	5 - 6	19	9 47%	3 50%	4 50%	2 40%
	Tot	2	1	10	2	23	38	14 37%	4 40%	4 33%	6 38%
	wins NOR	2 100%	1 100%	6 60%	1 50%	14 61%	24 63%				
	Dz			4 57%		6 67%	10 62%				
	Nz			1 50%		7 70%	8 67%				
	Az	2 100%	1 100%	1 100%	1 50%	1 25%	6 60%				

Legend:											
Az	Attacking zone	Dz	Defending zone	No.	Jersey number	Nz	Neutral zone	Tot	Total face-offs played		



SAT 27 APR 2019

Start Time 15:00

Preliminary Round - Group B, Game 3



Game Roster

CZE - JPN

Referee

GRUMSEN Jacob (DEN)

Linesmen

LEWIS Brendan (USA) , LI Lintai (CHN)

Goalkeepers

Team: CZE

No.	Name	Gen	GP	MIP	GA	SVS	SOG	SVS%	GAA
1	KUDELA Martin	M	0	00:00	0	0	0	0.00	0.00
6	VAPENKA Michal	M	0	00:00	0	0	0	0.00	0.00

Team Roster

Team: CZE (red)

No.	Pos.	Name	Gen	GP	G	A	PTS	PIM	+/-
1	GK	KUDELA Martin	M	0	0	0	0	0	
6	GK	VAPENKA Michal	M	0	0	0	0	0	
11	F	WAGNER Karel	M	0	0	0	0	0	0
18	F	NOVOTNY Miroslav	M	0	0	0	0	0	0
21	D	KVOCH Tomas	M	0	0	0	0	0	0
24	F	SAFRANEK Zdenek	M	0	0	0	0	0	0
26	F	KLIMA Zdenek	M	0	0	0	0	0	0
29	D	KUBES Pavel	M	0	0	0	0	0	0
65	D	HRBEK Miroslav	M	0	0	0	0	0	0
67	D	DOLEZAL Pavel	M	0	0	0	0	0	0
69	F	KORINEK Lukas	M	0	0	0	0	0	0
74	F	GEIER Michal	M	0	0	0	0	0	0
75	F	RAUL Jiri	M	0	0	0	0	0	0
77	F	PALAT David	M	0	0	0	0	0	0
82	F	HABL Zdenek	M	0	0	0	0	0	0
96	F	KRUPICKA Zdenek	M	0	0	0	0	0	0

Head Coach: BRIZA Jiri

Team: JPN

No.	Name	Gen	GP	MIP	GA	SVS	SOG	SVS%	GAA
21	FUKUSHIMA Shinobu	M	0	00:00	0	0	0	0.00	0.00
77	HOSHIRO Atsuya	M	0	00:00	0	0	0	0.00	0.00

Team: JPN (white)

No.	Pos.	Name	Gen	GP	G	A	PTS	PIM	+/-
5	F	NIITSU Kazuyoshi	M	0	0	0	0	0	0
11	F	MAKI Shinya	M	0	0	0	0	0	0
13	F	YOSHIKAWA Mamoru	M	0	0	0	0	0	0
14	F	SAKAMOTO Yoshihito	M	0	0	0	0	0	0
16	F	SHIBA Taimei	M	0	0	0	0	0	0
21	GK	FUKUSHIMA Shinobu	M	0	0	0	0	0	
24	D	SUDO Satoru	M	0	0	0	0	0	0
25	D	MISAWA Eiji	M	0	0	0	0	0	0
33	D	ISHII Hideaki	M	0	0	0	0	0	0
40	F	SHIOYA Yoshihiro	M	0	0	0	0	0	0
70	F	KODAMA Nao	M	0	0	0	0	0	0
77	GK	HOSHIRO Atsuya	M	0	0	0	0	0	
96	D	KUMAGAI Masaharu	M	0	0	0	0	0	0

Head Coach: NAKAKITA Kojin

Legend:

A Assists	D Defence	F Forward	G Goals
GA Goals against	GAA Goals against as average per 45 minutes	Gen Gender	GK Goalkeeper
GP Games played	M Male	MIP Minutes and seconds played	No. Jersey number
PIM Penalties in minutes	Pos. Position	PTS Points	SOG Shots on goal
SVS Saves	SVS% Saves in percentage	+/- Plus/minus net	



Line-ups

CZE - JPN

Referee

GRUMSEN Jacob (DEN)

Goalkeepers

Team: CZE

No.	Name	Gen
1	KUDELA Martin	M
6	VAPENKA Michal	M

Team Line-ups

Team: CZE (red)

No.	Pos.	Name	Gen
21	D	KVOCH Tomas	M
29	D	KUBES Pavel +A	M
74	F	GEIER Michal +C	M
77	F	PALAT David	M
82	F	HABL Zdenek +A	M
67	D	DOLEZAL Pavel	M
11	F	WAGNER Karel	M
24	F	SAFRANEK Zdenek	M
75	F	RAUL Jiri	M
96	F	KRUPICKA Zdenek	M
18	F	NOVOTNY Miroslav	M
26	F	KLIMA Zdenek	M
69	F	KORINEK Lukas	M

Head Coach: BRIZA Jiri

NOT DRESSED:

65	D	HRBEK Miroslav	M
----	---	----------------	---

Linesmen

LEWIS Brendan (USA) , LI Lintai (CHN)

Team: JPN

No.	Name	Gen
21	FUKUSHIMA Shinobu	M
77	HOSHIRO Atsuya	M

Team: JPN (white)

No.	Pos.	Name	Gen
24	D	SUDO Satoru	M
33	D	ISHII Hideaki	M
96	D	KUMAGAI Masaharu +A	M
13	F	YOSHIKAWA Mamoru	M
70	F	KODAMA Nao +C	M
25	D	MISAWA Eiji	M
5	F	NIITSU Kazuyoshi	M
11	F	HAMAMOTO Masaya	M
16	F	SHIBA Taimei	M
40	F	SHIOYA Yoshihiro +A	M
14	F	SAKAMOTO Yoshihito	M

Head Coach: NAKAKITA Kojin

Legend:

D	Defence	F	Forward	Gen	Gender	M	Male
No.	Jersey number	Pos.	Position	+A	Assistant captain	+C	Captain



Graphical Line-ups

CZE - JPN

Referee


GRUMSEN Jacob (DEN)

Linesmen

LEWIS Brendan (USA) , LI Lintai (CHN)

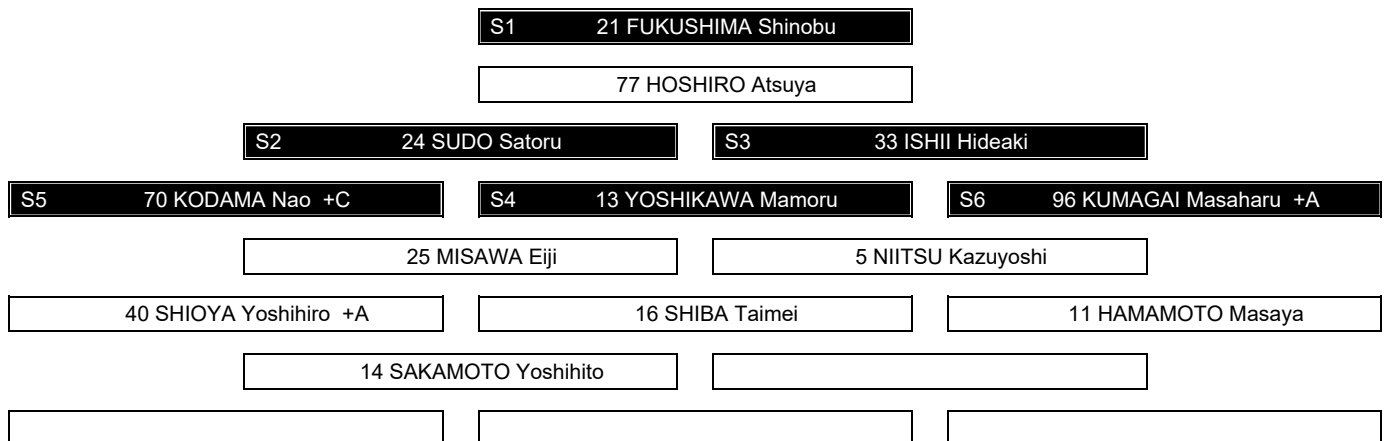
Team: CZE - Czech Republic (red)

Head Coach: BRIZA Jiri



Team: JPN - Japan (white)

Head Coach: NAKAKITA Kojin



Legend:			
Sn	Starting position	+A	Assistant captain
		+C	Captain



Game Summary

CZE - JPN 8 - 0 (2 - 0 , 2 - 0 , 4 - 0)

Spectators	Referee	Linesmen
7224	GRUMSEN Jacob (DEN)	LEWIS Brendan (USA) , LI Lintai (CHN)

Team Statistics

Period	Score	SVS	SOG	PIM	TPP	PPG	SHG
1	2 : 0	3 : 3	5 : 3	0 : 0	00:00 : 00:00	0 : 0	0 : 0
2	2 : 0	2 : 6	8 : 2	2 : 4	02:16 : 02:00	1 : 0	0 : 0
3	4 : 0	6 : 8	12 : 6	2 : 0	00:00 : 02:00	0 : 0	0 : 0
Total	8 : 0	11 : 17	25 : 11	4 : 4	02:16 : 04:00	1 : 0	0 : 0

1st Period

Action	Time	ET/Res	Team	Type	No.	Name	(G)	Name of Assistant(s) / Action Description
GK	00:00		CZE		1	KUDELA M		- Goalkeeper in
GK	00:00		JPN		21	FUKUSHIMA S		- Goalkeeper in
Goal	02:52	1 : 0	CZE	EQ	24	SAFRANEK Z	(1)	67 DOLEZAL P On Ice CZE 1 11 24 67 75 96 JPN 21 13 24 33 70 96
Goal	10:52	2 : 0	CZE	EQ	29	KUBES P	(1)	82 HABL Z On Ice CZE 1 21 29 74 77 82 JPN 21 5 16 33 40 96

2nd Period

Action	Time	ET/Res	Team	Type	No.	Name	(G)	Name of Assistant(s) / Action Description
Goal	15:14	3 : 0	CZE	EQ	82	HABL Z	(1)	74 GEIER M 77 PALAT D On Ice CZE 1 21 29 74 77 82 JPN 21 13 24 33 70 96
Penalty	19:29	21:29	JPN	2 min.	25	MISAWA E		- Closing hand on puck
Penalty	21:29	21:45	JPN	2 min.	13	YOSHIKAWA M		- Teeing
Goal	21:45	4 : 0	CZE	PP1	74	GEIER M	(1)	21 KVOCH T On Ice CZE 1 18 21 29 74 82 JPN 21 11 16 25 40
Penalty	22:27	24:27	CZE	2 min.	24	SAFRANEK Z		- Teeing

3rd Period

Action	Time	ET/Res	Team	Type	No.	Name	(G)	Name of Assistant(s) / Action Description
Goal	30:20	5 : 0	CZE	EQ	29	KUBES P	(2)	82 HABL Z On Ice CZE 1 18 21 29 74 82 JPN 21 13 24 33 70 96
Goal	30:42	6 : 0	CZE	EQ	24	SAFRANEK Z	(2)	On Ice CZE 1 11 24 26 67 96 JPN 21 5 11 16 25 40
Goal	32:38	7 : 0	CZE	EQ	82	HABL Z	(2)	On Ice CZE 1 11 18 67 74 82 JPN 21 5 11 16 25 40
Penalty	38:22	40:22	CZE	2 min.	82	HABL Z		- Teeing
Goal	41:02	8 : 0	CZE	EQ	29	KUBES P	(3)	82 HABL Z On Ice CZE 1 18 21 29 74 82 JPN 21 13 24 25 70 96
GK	45:00		CZE					1 KUDELA M - Goalkeeper out
GK	45:00		JPN					21 FUKUSHIMA S - Goalkeeper out

Goalkeeper Records

Team : CZE - Czech Republic

No.	Name	SOG	SVS	MIP
1	KUDELA Martin	11	11	45:00
6	VAPENKA Michal			

Team : JPN - Japan

No.	Name	SOG	SVS	MIP
21	FUKUSHIMA Shinobu	25	17	45:00
77	HOSHIRO Atsuya			

Game Statistics

Team : CZE (red)																							
Head Coach : BRIZA Jiri																							
No.	Pos.	Name	Gen	G	A	P	PIM	FO+	FO-	FO+/-	FO%	Shots on Goal					Time on Ice						
												1	2	3	OT	TS	+/-	1	2	3	OT	TOT	SHF
21	D	KVOCH Tomas	M	0	1	1	0	0	0	0	0.00	1	1	0	2	+4	0:00	0:00	0:00	0:00	0:00	0	0:00
29	D	KUBES Pavel +A	M	3	0	3	0	0	0	0	0.00	1	1	3	5	+4	0:00	0:00	0:00	0:00	0:00	0	0:00
74	F	GEIER Michal +C	M	1	1	2	0	0	1	-1	0.00	0	1	0	1	+5	0:00	0:00	0:00	0:00	0:00	0	0:00
77	F	PALAT David	M	0	1	1	0	0	0	0	0.00	0	1	0	1	+2	0:00	0:00	0:00	0:00	0:00	0	0:00



Head Coach : BRIZA Jiri										Shots on Goal					Time on Ice										
No.	Pos.	Name	Gen	G	A	P	PIM	FO+	FO-	FO+/-	FO%	1	2	3	OT	TS	+/-	1	2	3	OT	TOT	SHF	AVG	
82	F	HABL Zdenek +A	M	2	3	5	2	7	9	-2	43.75	0	1	6	7	7	+5	0:00	0:00	0:00		0:00	0	0:00	
11	F	WAGNER Karel	M	0	0	0	0	0	0	0	0.00	1	1	0	2	2	+3	0:00	0:00	0:00		0:00	0	0:00	
24	F	SAFRANEK Zdenek	M	2	0	2	2	10	8	2	55.56	1	0	1	2	2	+2	0:00	0:00	0:00		0:00	0	0:00	
67	D	DOLEZAL Pavel	M	0	1	1	0	0	0	0	0.00	0	1	0	1	1	+3	0:00	0:00	0:00		0:00	0	0:00	
75	F	RAUL Jiri	M	0	0	0	0	10	4	6	71.43	1	0	0	1	1	+1	0:00	0:00	0:00		0:00	0	0:00	
96	F	KRUPICKA Zdenek	M	0	0	0	0	0	0	0	0.00	0	0	0	0	0	+2	0:00	0:00	0:00		0:00	0	0:00	
18	F	NOVOTNY Miroslav	M	0	0	0	0	0	0	0	0.00	0	0	2	2	2	+3	0:00	0:00	0:00		0:00	0	0:00	
26	F	KLIMA Zdenek	M	0	0	0	0	0	0	0	0.00	0	0	0	0	0	+1	0:00	0:00	0:00		0:00	0	0:00	
69	F	KORINEK Lukas	M	0	0	0	0	0	0	0	0.00	0	1	0	1	0	0	0:00	0:00	0:00		0:00	0	0:00	
1	GK	KUDELA Martin (BP)	M	0	0	0	0					0	0	0	0	0									
6	GK	VAPENKA Michal	M	0	0	0	0					0	0	0	0	0									
Total				8	7	15	4	27	22	5	55.10	5	8	12	25										

Team : JPN (white)																									
Head Coach : NAKAKITA Kojin										Shots on Goal					Time on Ice										
No.	Pos.	Name	Gen	G	A	P	PIM	FO+	FO-	FO+/-	FO%	1	2	3	OT	TS	+/-	1	2	3	OT	TOT	SHF	AVG	
13	F	YOSHIKAWA Mamoru	M	0	0	0	2	16	14	2	53.33	0	0	1	1	1	-4	0:00	0:00	0:00		0:00	0	0:00	
24	D	SUDO Satoru	M	0	0	0	0	0	0	0	0.00	1	0	2	3	3	-4	0:00	0:00	0:00		0:00	0	0:00	
33	D	ISHII Hideaki	M	0	0	0	0	0	0	0	0.00	0	0	0	0	0	-4	0:00	0:00	0:00		0:00	0	0:00	
70	F	KODAMA Nao +C	M	0	0	0	0	0	0	0	0.00	0	0	1	1	1	-4	0:00	0:00	0:00		0:00	0	0:00	
96	D	KUMAGAI Masaharu +A	M	0	0	0	0	0	0	0	0.00	2	1	2	5	5	-5	0:00	0:00	0:00		0:00	0	0:00	
5	F	NIITSU Kazuyoshi	M	0	0	0	0	0	0	0	0.00	0	0	0	0	0	-3	0:00	0:00	0:00		0:00	0	0:00	
11	F	HAMAMOTO Masaya	M	0	0	0	0	0	1	-1	0.00	0	0	0	0	0	-2	0:00	0:00	0:00		0:00	0	0:00	
16	F	SHIBA Taimei	M	0	0	0	0	6	12	-6	33.33	0	0	0	0	0	-3	0:00	0:00	0:00		0:00	0	0:00	
25	D	MISAWA Eiji (BP)	M	0	0	0	2	0	0	0	0.00	0	0	0	0	0	-3	0:00	0:00	0:00		0:00	0	0:00	
40	F	SHIOYA Yoshihiro +A	M	0	0	0	0	0	0	0	0.00	0	1	0	1	1	-3	0:00	0:00	0:00		0:00	0	0:00	
14	F	SAKAMOTO Yoshihito	M	0	0	0	0	0	0	0	0.00	0	0	0	0	0	0	0:00	0:00	0:00		0:00	0	0:00	
21	GK	FUKUSHIMA Shinobu	M	0	0	0	0					0	0	0	0	0									
77	GK	HOSHIRO Atsuya	M	0	0	0	0					0	0	0	0	0									
Total				0	0	0	4	22	27	-5	44.90	3	2	6	11										

Group B

R	Team	GP	W	OTW	OTL	L	GDF	GF : GA	PTS
1	CZE	1	1	0	0	0	+8	8 : 0	3
2	ITA	1	1	0	0	0	+4	4 : 0	3
3	SWE	1	0	0	0	1	-4	0 : 4	0
4	JPN	1	0	0	0	1	-8	0 : 8	0

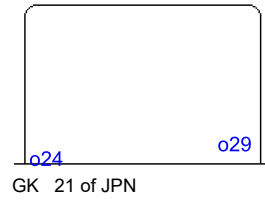
	CZE	ITA	JPN	SWE
CZE	*****	TUE 30 APR 20:00	8:0	SUN 28 APR 20:00
ITA	TUE 30 APR 20:00	*****	SUN 28 APR 09:30	4:0
JPN	0:8	SUN 28 APR 09:30	*****	TUE 30 APR 09:30
SWE	SUN 28 APR 20:00	0:4	TUE 30 APR 09:30	*****

Legend:			
(G)	Goals in tournament	*	does not count for Plus/minus
+C	Captain	A	Assists
ET/Res	Penalty end time/Result of game	F	Forward
FO+	Face-offs won	FO+/-	Face-offs net
GDF	Goal difference	Gen	Gender
GP	Games played	L	Losses
No.	Jersey number	OT	Overtime
P	Points	PIM	Penalties in minutes
PPG	Power play goals	PTS	Points
SOG	Shots on goal	SVS	Saves
W	Wins	+/-	Plus/minus net
		D	Defence
		FO-	Face-offs lost
		G	Goals
		GF	Goals for
		M	Male
		OTL	Overtime losses
		Pos.	Position
		R	Rank
		TPP	Time on power play
		+A	Assistant captain
		EQ	Equal strength
		FO%	Face-offs won as percentage
		GA	Goals against
		GK	Goalkeeper
		MIP	Minutes in play (GK)
		OTW	Overtime wins
		PP1	Power play - 1 player
		SHG	Shorthanded goals
		TS	Total shots



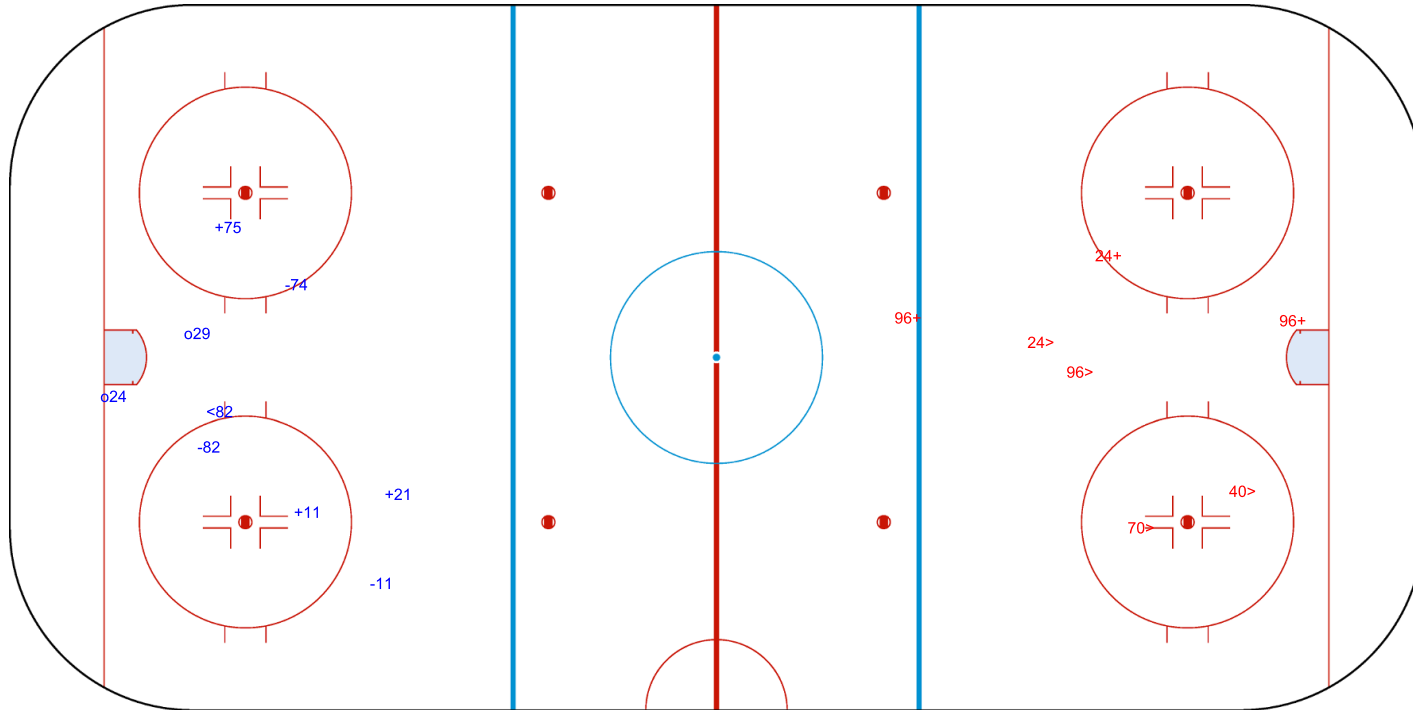
Shot Chart
CZE - JPN

Shots by CZE
Goals (o): 2 SSG (+): 3
SSP (-): 1 SPG (-): 3



JPN Period: 1 CZE

Shots by JPN
Goals (o): 0 SSG (+): 3
SSP (>): 4 SPG (-): 0



Legend:	
GK	Goalkeeper
SPG	Shots past goal
SSG	Shots saved by goalkeeper
SSP	Shots saved by player



Shot Chart
CZE - JPN

Shots by JPN
Goals (o): 0
SSP (-): 0
SSG (+): 2
SPG (-): 2



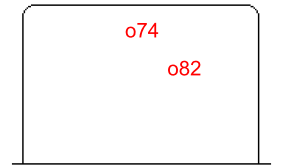
GK 1 of CZE



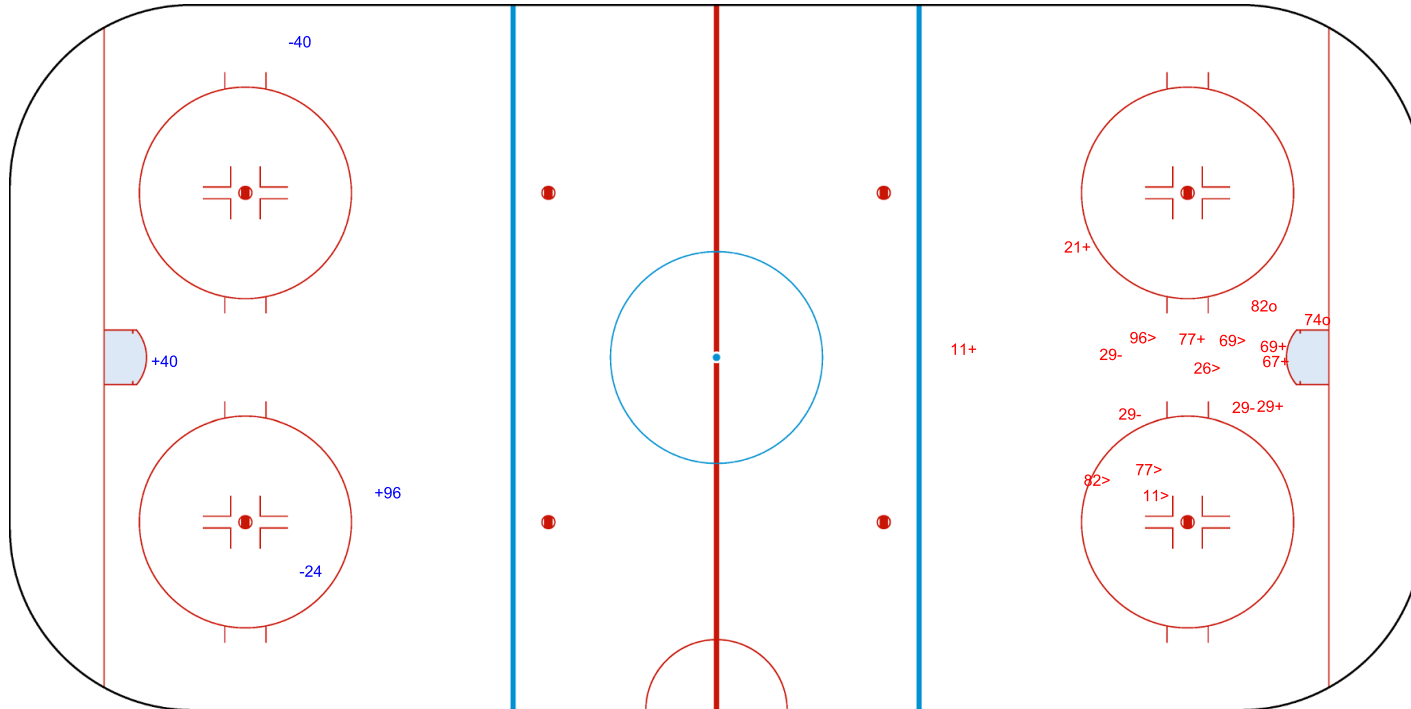
Period: 2



Shots by CZE
Goals (o): 2
SSP (>): 6
SSG (+): 6
SPG (-): 3



GK 21 of JPN



Legend:	
GK	Goalkeeper
SPG	Shots past goal
SSG	Shots saved by goalkeeper
SSP	Shots saved by player



Ostravar Arena

SAT 27 APR 2019
Start Time 15:00

Ice Hockey

Mixed

Preliminary Round - Group B, Game 3



Shot Chart
CZE - JPN

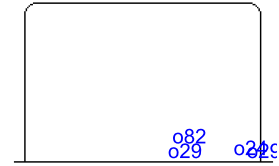


Period: 3



Shots by CZE

Goals (o): 4 SSG (+): 8
SSP (-): 2 SPG (-): 5



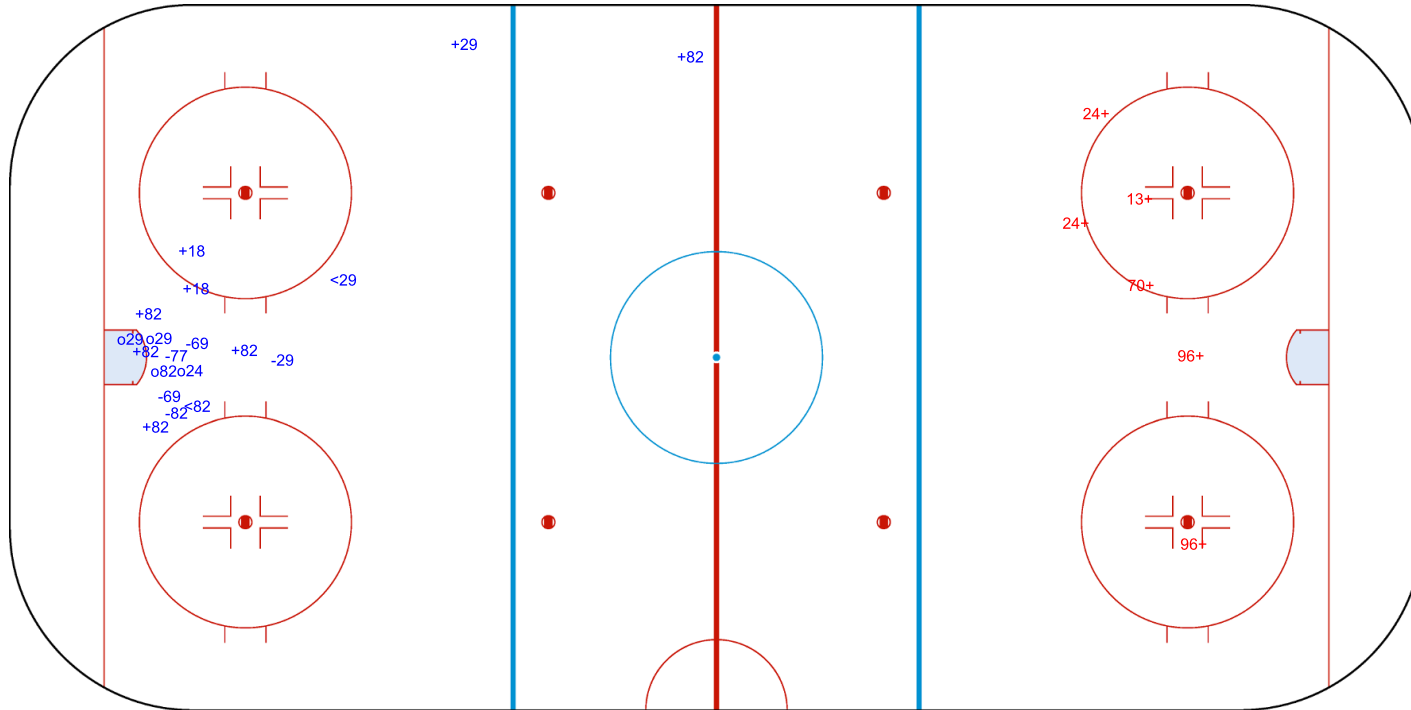
GK 21 of JPN

Shots by JPN

Goals (o): 0 SSG (+): 6
SSP (>): 0 SPG (-): 0



GK 1 of CZE



Legend:	
GK	Goalkeeper
SPG	Shots past goal
SSG	Shots saved by goalkeeper
SSP	Shots saved by player



Face-off Chart
CZE - JPN

PERIOD 1

	CZE		JPN		CZE		JPN		Total wins all zones	
	Def. zone	Att. zone	Neutral zone	Neutral zone	Att. zone	Def. zone	Att. zone	Def. zone	CZE	JPN
	- 24	+ 13	+ 82	- 13	+ 24	- 13				
	- 82	+ 13	+ 82	- 16	- 24	+ 13				
			+ 82	- 13	- 82	+ 13				
			- 82	+ 13						
			+ 24	- 13						
			- 82	+ 16						
			+ 24	- 16						
			- 24	+ 13						
Total wins / period	0 / 0%	2 / 100%	5 / 63%	3 / 37%	1 / 33%	2 / 67%	6 / 46%	7 / 54%		

PERIOD 2

	CZE		JPN		CZE		JPN		Total wins all zones	
	Def. zone	Att. zone	Neutral zone	Neutral zone	Att. zone	Def. zone	Att. zone	Def. zone	CZE	JPN
	- 82	+ 13	- 82	+ 13	- 24	+ 13				
	- 75	+ 13	- 74	+ 13	+ 75	- 16				
	+ 75	- 16	+ 75	- 16	- 82	+ 16				
			+ 24	- 16	+ 24	- 13				
			- 82	+ 13	+ 82	- 11				
					+ 75	- 13				
					- 75	+ 13				
					- 24	+ 16				
Total wins / period	1 / 33%	2 / 67%	2 / 40%	3 / 60%	4 / 50%	4 / 50%	7 / 44%	9 / 56%		

PERIOD 3

	CZE		JPN		CZE		JPN		Total wins all zones	
	Def. zone	Att. zone	Neutral zone	Neutral zone	Att. zone	Def. zone	Att. zone	Def. zone	CZE	JPN
	- 82	+ 16	+ 82	- 13	+ 82	- 13				
	+ 75	- 16	- 24	+ 16	+ 24	- 16				
	- 24	+ 13	+ 75	- 13	+ 75	- 16				
	- 75	+ 13	+ 24	- 13	+ 75	- 13				
	+ 24	- 13	+ 24	- 16						
	+ 75	- 16	+ 24	- 13						
	- 75	+ 16	- 24	+ 13						
	+ 82	- 13								
	+ 75	- 16								
Total wins / period	5 / 56%	4 / 44%	5 / 71%	2 / 29%	4 / 100%	0 / 0%	14 / 70%	6 / 30%		

TOTAL

	CZE		JPN		CZE		JPN		Total wins all zones	
	Def. zone	Att. zone	Neutral zone	Neutral zone	Att. zone	Def. zone	Att. zone	Def. zone	CZE	JPN
Total wins / game	6 / 43%	8 / 57%	12 / 60%	8 / 40%	9 / 60%	6 / 40%	27 / 55%	22 / 45%		



HEAD TO HEAD

		JPN							
No.	11	13	16	Tot	wins CZE	Dz	Nz	Az	
CZE	24	6 - 6	4 - 2	18	10 56%	1 33%	6 67%	3 50%	
	74	0 - 1		1	0 0%		0 0%		
	75	3 - 3	7 - 1	14	10 71%	4 57%	2 100%	4 80%	
	82	1 - 0	5 - 6	16	7 44%	1 25%	4 50%	2 50%	
	Tot	1	30	18	49	27 55%	6 43%	12 60%	9 60%
	wins JPN	0 0%	16 53%	6 33%	22 45%				
Dz	0 0%	4 44%	2 40%	6 40%					
Nz		6 46%	2 29%	8 40%					
Az		6 75%	2 33%	8 57%					

Legend:

Az Attacking zone **Dz** Defending zone **No.** Jersey number **Nz** Neutral zone **Tot** Total face-offs played



Game Roster

CAN - USA

Referee

LUTHCKE Owe (NOR)

Linesmen

LUNDEN Andreas (SWE) , WESLEY Leon (CZE)

Goalkeepers

Team: CAN

No.	Name	Gen	GP	MIP	GA	SVS	SOG	SVS%	GAA
30	WATSON Corbin	M	0	00:00	0	0	0	0.00	0.00
31	LAROCQUE Dominic	M	0	00:00	0	0	0	0.00	0.00

Team Roster

Team: CAN (red)

No.	Pos.	Name	Gen	GP	G	A	PTS	PIM	+/-
2	D	CRANE Rod	M	0	0	0	0	0	0
4	F	DUNN James	M	0	0	0	0	0	0
5	D	HENRY Tyrone	M	0	0	0	0	0	0
6	D	ARMSTRONG Rob	M	0	0	0	0	0	0
7	F	LAVIN Zach	M	0	0	0	0	0	0
8	F	McGREGOR Tyler	M	0	0	0	0	0	0
9	F	SMITH Corbyn	M	0	0	0	0	0	0
12	F	WESTLAKE Greg	M	0	0	0	0	0	0
15	D	SORLEY Kevin	M	0	0	0	0	0	0
18	F	BRIDGES Billy	M	0	0	0	0	0	0
19	F	COZZOLINO Dominic	M	0	0	0	0	0	0
22	F	RILEY Garrett	M	0	0	0	0	0	0
23	D	HICKEY Liam	M	0	0	0	0	0	0
25	D	GEMMELL James	M	0	0	0	0	0	0
28	F	LEHOUX Antonie	M	0	0	0	0	0	0
30	GK	WATSON Corbin	M	0	0	0	0	0	0
31	GK	LAROCQUE Dominic	M	0	0	0	0	0	0

Head Coach: BABEY Ken

Team: USA

No.	Name	Gen	GP	MIP	GA	SVS	SOG	SVS%	GAA
32	LEE Jen	M	0	00:00	0	0	0	0.00	0.00
34	CASH Steve	M	0	00:00	0	0	0	0.00	0.00

Team: USA (white)

No.	Pos.	Name	Gen	GP	G	A	PTS	PIM	+/-
3	D	DEQUEBEC Ralph	M	0	0	0	0	0	0
4	F	ROYBAL Brody	M	0	0	0	0	0	0
7	D	GOOLEY Colin	M	0	0	0	0	0	0
8	D	WALLACE Jack	M	0	0	0	0	0	0
9	F	DODSON Travis	M	0	0	0	0	0	0
13	F	McDERMOTT Luke	M	0	0	0	0	0	0
15	F	ZYCH Kyle	M	0	0	0	0	0	0
16	F	FARMER Declan	M	0	0	0	0	0	0
17	D	DOUGLAS Christopher	M	0	0	0	0	0	0
22	F	GROVE Noah	M	0	0	0	0	0	0
23	F	ROMAN Rico	M	0	0	0	0	0	0
27	D	PAULS Josh	M	0	0	0	0	0	0
32	GK	LEE Jen	M	0	0	0	0	0	0
34	GK	CASH Steve	M	0	0	0	0	0	0
40	F	HARGIS Josh	M	0	0	0	0	0	0
88	F	McKEE Kevin	M	0	0	0	0	0	0

Head Coach: HOFF Davis

Legend:			
A Assists	D Defence	F Forward	G Goals
GA Goals against	GAA Goals against as average per 45 minutes	Gen Gender	GK Goalkeeper
GP Games played	M Male	MIP Minutes and seconds played	No. Jersey number
PIM Penalties in minutes	Pos. Position	PTS Points	SOG Shots on goal
SVS Saves	SVS% Saves in percentage	+/- Plus/minus net	



Line-ups

CAN - USA

Referee

LUTHCKE Owe (NOR)

Linesmen

LUNDEN Andreas (SWE) , WESLEY Leon (CZE)

Goalkeepers

Team: CAN

No.	Name	Gen
31	LAROCQUE Dominic	M
30	WATSON Corbin	M

Team: USA

No.	Name	Gen
34	CASH Steve	M
32	LEE Jen	M

Team Line-ups

Team: CAN (red)

No.	Pos.	Name	Gen
5	D	HENRY Tyrone	M
23	D	HICKEY Liam +A	M
7	F	LAVIN Zach	M
8	F	McGREGOR Tyler +C	M
12	F	WESTLAKE Greg	M
<hr/>			
2	D	CRANE Rod	M
6	D	ARMSTRONG Rob	M
15	D	SORLEY Kevin	M
18	F	BRIDGES Billy	M
19	F	COZZOLINO Dominic +A	M
<hr/>			
4	F	DUNN James	M
9	F	SMITH Corbyn	M
28	F	LEHOUX Antoine	M

Team: USA (white)

No.	Pos.	Name	Gen
7	D	GOOLEY Colin	M
27	D	PAULS Josh +C	M
15	F	ZYCH Kyle	M
16	F	FARMER Declan +A	M
22	F	GROVE Noah	M
<hr/>			
3	D	DEQUEBEC Ralph	M
8	D	WALLACE Jack	M
17	D	DOUGLAS Christopher	M
4	F	ROYBAL Brody	M
40	F	HARGIS Josh	M
<hr/>			
9	F	DODSON Travis	M
13	F	McDERMOTT Luke	M
23	F	ROMAN Rico +A	M

Head Coach: BABEY Ken

Head Coach: HOFF Davis

NOT DRESSED:

22	F	RILEY Garrett	M
25	D	GEMMELL James	M

NOT DRESSED:

88	F	McKEE Kevin	M
----	---	-------------	---

Legend:							
D	Defence	F	Forward	Gen	Gender	M	Male
No.	Jersey number	Pos.	Position	+A	Assistant captain	+C	Captain



Graphical Line-ups

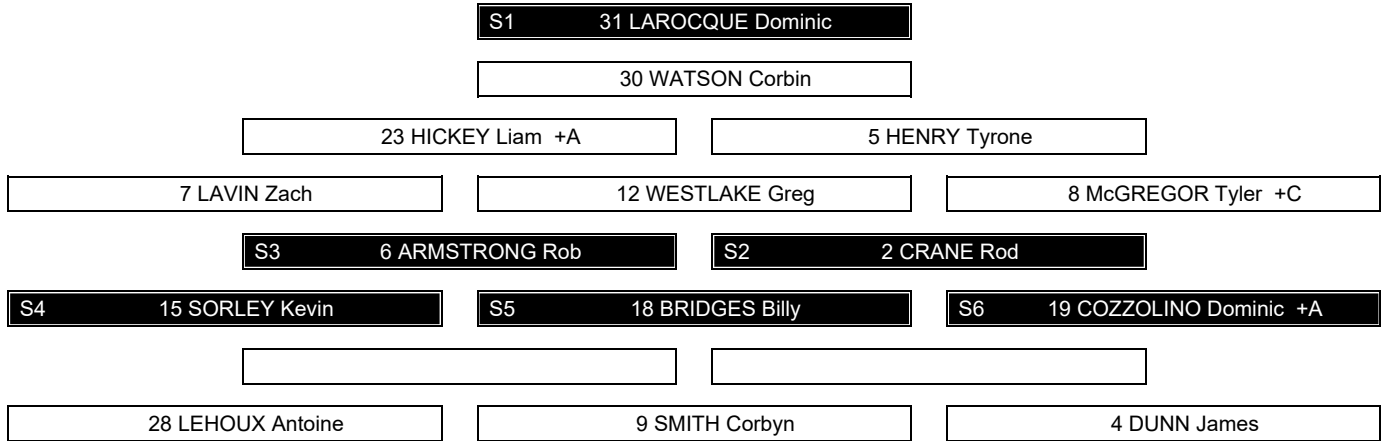
CAN - USA

Referee
LUTHCKE Owe (NOR)

Linesmen
LUNDEN Andreas (SWE) , WESLEY Leon (CZE)

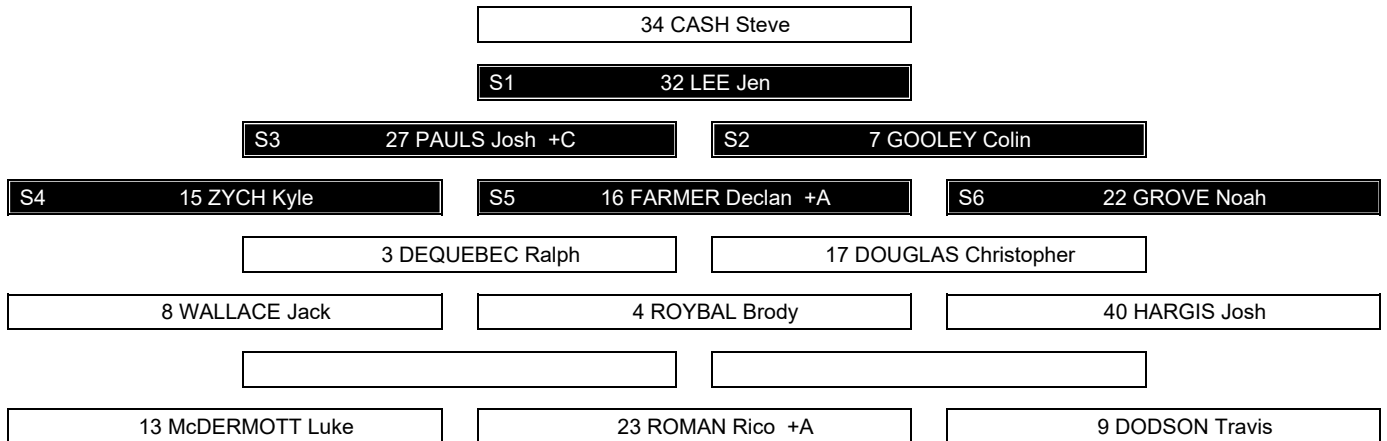
Team: CAN - Canada (red)

Head Coach: BABEY Ken



Team: USA - USA (white)

Head Coach: HOFF David



Legend:	Sn Starting position	+A Assistant captain	+C Captain
----------------	-----------------------------	-----------------------------	-------------------



Game Summary

CAN - USA 1 - 3 (0 - 0 , 1 - 2 , 0 - 1)

Spectators	Referee	Linesmen
2149	LUTHCKE Owe (NOR)	LUNDEN Andreas (SWE) , WESLEY Leon (CZE)

Team Statistics

Period	Score	SVS	SOG	PIM	TPP	PPG	SHG
1	0 : 0	2 : 4	4 : 2	2 : 0	00:00 : 02:00	0 : 0	0 : 0
2	1 : 2	2 : 5	6 : 4	0 : 2	02:00 : 00:00	0 : 0	0 : 1
3	0 : 1	7 : 1	1 : 8	2 : 4	03:11 : 02:00	0 : 0	0 : 0
Total	1 : 3	11 : 10	11 : 14	4 : 6	05:11 : 04:00	0 : 0	0 : 1

1st Period

Action	Time	ET/Res	Team	Type	No.	Name	(G) Name of Assistant(s) / Action Description
GK	00:00		CAN		31	LAROCQUE D	- Goalkeeper in
GK	00:00		USA		34	CASH S	- Goalkeeper in
Penalty	12:22	14:22	CAN	2 min.	8	McGREGOR T	- Holding an opponent

2nd Period

Action	Time	ET/Res	Team	Type	No.	Name	(G) Name of Assistant(s) / Action Description
Goal	16:59	1 : 0	CAN	EQ	12	WESTLAKE G	(1) 7 LAVIN Z On Ice CAN 31 5 7 8 12 23 USA 34 3 4 8 17 40
Penalty	17:27	19:27	USA	2 min.	8	WALLACE J	- Interference
Goal	19:06	1 : 1	USA	SH1	16	FARMER D	(1) On Ice CAN 31 4 7 9 19 28 USA 34 4 7 16 27
Goal	21:11	1 : 2	USA	EQ	22	GROVE N	(1) 17 DOUGLAS C On Ice CAN 31 6 9 15 18 19 USA 34 3 15 16 17 22

3rd Period

Action	Time	ET/Res	Team	Type	No.	Name	(G) Name of Assistant(s) / Action Description
Penalty	30:18	32:18	CAN	2 min.	15	SORLEY K	- Interference
Penalty	38:10	40:10	USA	2 min.	4	ROYBAL B	- Slashing
GK	43:06		CAN				31 LAROCQUE D - Goalkeeper out
GK	43:11		CAN		31	LAROCQUE D	- Goalkeeper in
Penalty	43:49	45:00	USA	2 min.	40	HARGIS J	- Roughing
Time-out	43:49		CAN				
GK	44:00		CAN				31 LAROCQUE D - Goalkeeper out
Goal	44:55	1 : 3	USA	EQ ENG	16	FARMER D	(2) On Ice CAN 6 7 8 12 18 23 USA 34 4 8 16 27
GK	44:55		CAN		31	LAROCQUE D	- Goalkeeper in
GK	45:00		CAN				31 LAROCQUE D - Goalkeeper out
GK	45:00		USA				34 CASH S - Goalkeeper out

Goalkeeper Records

Team : CAN - Canada

Team : USA - USA

No.	Name	SOG	SVS	MIP	No.	Name	SOG	SVS	MIP
31	LAROCQUE Dominic	13	11	44:00	34	CASH Steve	11	10	45:00
30	WATSON Corbin				32	LEE Jen			

Game Statistics

Team : CAN (red)											Shots on Goal					Time on Ice								
No.	Pos.	Name	Gen	G	A	P	PIM	FO+	FO-	FO+/-	FO%	1	2	3	OT	TS	+/-	1	2	3	OT	TOT	SHF	AVG
5	D	HENRY Tyrone	M	0	0	0	0	0	0	0	0.00	0	0	0	0	0	+1	0:00	0:00	0:00		0:00	0	0:00
7	F	LAVIN Zach	M	0	1	1	0	0	0	0	0.00	0	0	1	1	-1	0:00	0:00	0:00		0:00	0	0:00	
8	F	McGREGOR Tyler +C	M	0	0	0	2	1	0	1	100.00	0	3	0	3	0	0:00	0:00	0:00		0:00	0	0:00	
12	F	WESTLAKE Greg (BP)	M	1	0	1	0	8	5	3	61.54	2	1	0	3	0	0:00	0:00	0:00		0:00	0	0:00	
23	D	HICKEY Liam +A	M	0	0	0	0	0	0	0	0.00	1	0	0	1	0	0:00	0:00	0:00		0:00	0	0:00	
2	D	CRANE Rod	M	0	0	0	0	0	0	0	0.00	0	1	0	1	0	0:00	0:00	0:00		0:00	0	0:00	



SAT 27 APR 2019

Start Time 18:30
End Time 20:25

Preliminary Round - Group A, Game 4



Head Coach : BABEY Ken

No.	Pos.	Name	Gen	G	A	P	PIM	FO+	FO-	FO+/-	FO%	Shots on Goal				+/-	Time on Ice							
												1	2	3	OT		TS	1	2	3	OT	TOT	SHF	AVG
6	D	ARMSTRONG Rob	M	0	0	0	0	0	0	0	0.00	0	1	0	1	-2	0:00	0:00	0:00	0:00	0:00	0	0:00	
15	D	SORLEY Kevin	M	0	0	0	2	0	0	0	0.00	0	0	0	0	-1	0:00	0:00	0:00	0:00	0:00	0	0:00	
18	F	BRIDGES Billy	M	0	0	0	0	9	11	-2	45.00	1	0	0	1	-2	0:00	0:00	0:00	0:00	0:00	0	0:00	
19	F	COZZOLINO Dominic +A	M	0	0	0	0	0	1	-1	0.00	0	0	0	0	-2	0:00	0:00	0:00	0:00	0:00	0	0:00	
4	F	DUNN James	M	0	0	0	0	0	0	0	0.00	0	0	0	0	-1	0:00	0:00	0:00	0:00	0:00	0	0:00	
9	F	SMITH Corbyn	M	0	0	0	0	2	4	-2	33.33	0	0	0	0	-2	0:00	0:00	0:00	0:00	0:00	0	0:00	
28	F	LEHOUX Antoine	M	0	0	0	0	0	0	0	0.00	0	0	0	0	-1	0:00	0:00	0:00	0:00	0:00	0	0:00	
30	GK	WATSON Corbin	M	0	0	0	0					0	0	0	0							0	0:00	
31	GK	LAROCQUE Dominic	M	0	0	0	0					0	0	0	0							0	0:00	
Total				1	1	2	4	20	21	-1	48.78	4	6	1	11									

Team : USA (white)

Head Coach : HOFF David

No.	Pos.	Name	Gen	G	A	P	PIM	FO+	FO-	FO+/-	FO%	Shots on Goal				+/-	Time on Ice							
												1	2	3	OT		TS	1	2	3	OT	TOT	SHF	AVG
7	D	GOOLEY Colin	M	0	0	0	0	0	0	0	0.00	0	0	0	0	+1	0:00	0:00	0:00	0:00	0:00	0	0:00	
15	F	ZYCH Kyle	M	0	0	0	0	0	0	0	0.00	0	0	1	1	+1	0:00	0:00	0:00	0:00	0:00	0	0:00	
16	F	FARMER Declan +A	M	2	0	2	0	15	10	5	60.00	0	1	2	3	+3	0:00	0:00	0:00	0:00	0:00	0	0:00	
22	F	GROVE Noah (BP)	M	1	0	1	0	0	0	0	0.00	0	1	0	1	+1	0:00	0:00	0:00	0:00	0:00	0	0:00	
27	D	PAULS Josh +C	M	0	0	0	0	0	0	0	0.00	1	0	1	2	+2	0:00	0:00	0:00	0:00	0:00	0	0:00	
3	D	DEQUEBEC Ralph	M	0	0	0	0	0	0	0	0.00	0	0	0	0	0	0:00	0:00	0:00	0:00	0:00	0	0:00	
4	F	ROYBAL Brody	M	0	0	0	2	0	0	0	0.00	0	1	2	3	+1	0:00	0:00	0:00	0:00	0:00	0	0:00	
8	D	WALLACE Jack	M	0	0	0	2	3	3	0	50.00	1	0	1	2	0	0:00	0:00	0:00	0:00	0:00	0	0:00	
17	D	DOUGLAS Christopher	M	0	1	1	0	0	0	0	0.00	0	0	0	0	0	0:00	0:00	0:00	0:00	0:00	0	0:00	
40	F	HARGIS Josh	M	0	0	0	2	0	1	-1	0.00	0	1	0	1	-1	0:00	0:00	0:00	0:00	0:00	0	0:00	
9	F	DODSON Travis	M	0	0	0	0	0	0	0	0.00	0	0	0	0	0	0:00	0:00	0:00	0:00	0:00	0	0:00	
13	F	McDERMOTT Luke	M	0	0	0	0	1	0	1	100.00	0	0	1	1	0	0:00	0:00	0:00	0:00	0:00	0	0:00	
23	F	ROMAN Rico +A	M	0	0	0	0	2	6	-4	25.00	0	0	0	0	0	0:00	0:00	0:00	0:00	0:00	0	0:00	
32	GK	LEE Jen	M	0	0	0	0					0	0	0	0							0	0:00	
34	GK	CASH Steve	M	0	0	0	0					0	0	0	0							0	0:00	
Total				3	1	4	6	21	20	1	51.22	2	4	8	14									

Group A

R	Team	GP	W	OTW	OTL	L	GDF	GF : GA	PTS
1	USA	1	1	0	0	0	+2	3 : 1	3
2	KOR	1	1	0	0	0	+1	3 : 2	3
3	NOR	1	0	0	0	1	-1	2 : 3	0
4	CAN	1	0	0	0	1	-2	1 : 3	0

	CAN	KOR	NOR	USA
CAN	*****	TUE 30 APR 13:00	SUN 28 APR 13:00	1:3
KOR	TUE 30 APR 13:00	*****	3:2	SUN 28 APR 16:30
NOR	SUN 28 APR 13:00	2:3	*****	TUE 30 APR 16:30
USA	3:1	SUN 28 APR 16:30	TUE 30 APR 16:30	*****

Legend:	
(G) Goals in tournament	+/- Plus/minus net
A Assists	D Defence
ET/Res Penalty end time/Result of game	F Forward
FO+ Face-offs won	FO+/- Face-offs net
GDF Goal difference	Gen Gender
GP Games played	L Losses
No. Jersey number	OT Overtime
P Points	PIM Penalties in minutes
PTS Points	R Rank
SOG Shots on goal	SVS Saves
W Wins	
	+A Assistant captain
	ENG Empty net goal
	FO- Face-offs lost
	G Goals
	GF Goals for
	M Male
	OTL Overtime losses
	Pos. Position
	SH1 Shorthanded - 1 player
	TPP Time on power play
	+C Captain
	EQ Equal strength
	FO% Face-offs won as percentage
	GA Goals against
	GK Goalkeeper
	MIP Minutes in play (GK)
	OTW Overtime wins
	PPG Power play goals
	SHG Shorthanded goals
	TS Total shots



Shot Chart CAN - USA

Shots by USA
Goals (o): 0 SSG (+): 2
SSP (-): 4 SPG (-): 2



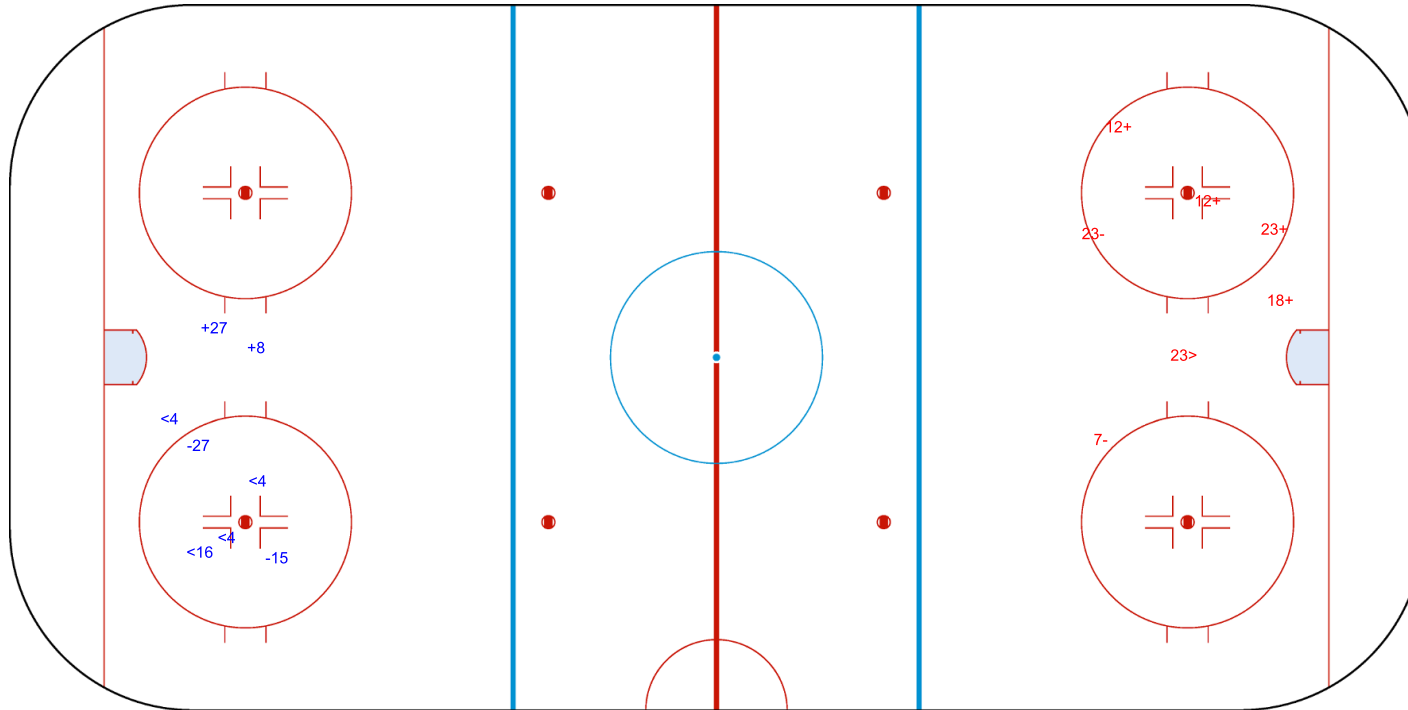
Period: 1



Shots by CAN
Goals (o): 0 SSG (+): 4
SSP (>): 1 SPG (-): 2



GK 31 of CAN



GK 34 of USA

Legend:	GK Goalkeeper	SPG Shots past goal	SSG Shots saved by goalkeeper	SSP Shots saved by player
----------------	----------------------	----------------------------	--------------------------------------	----------------------------------



Shot Chart
CAN - USA




Period: 2



Shots by CAN
Goals (o): 1
SSP (<): 1


SSG (+): 5
SPG (-): 0



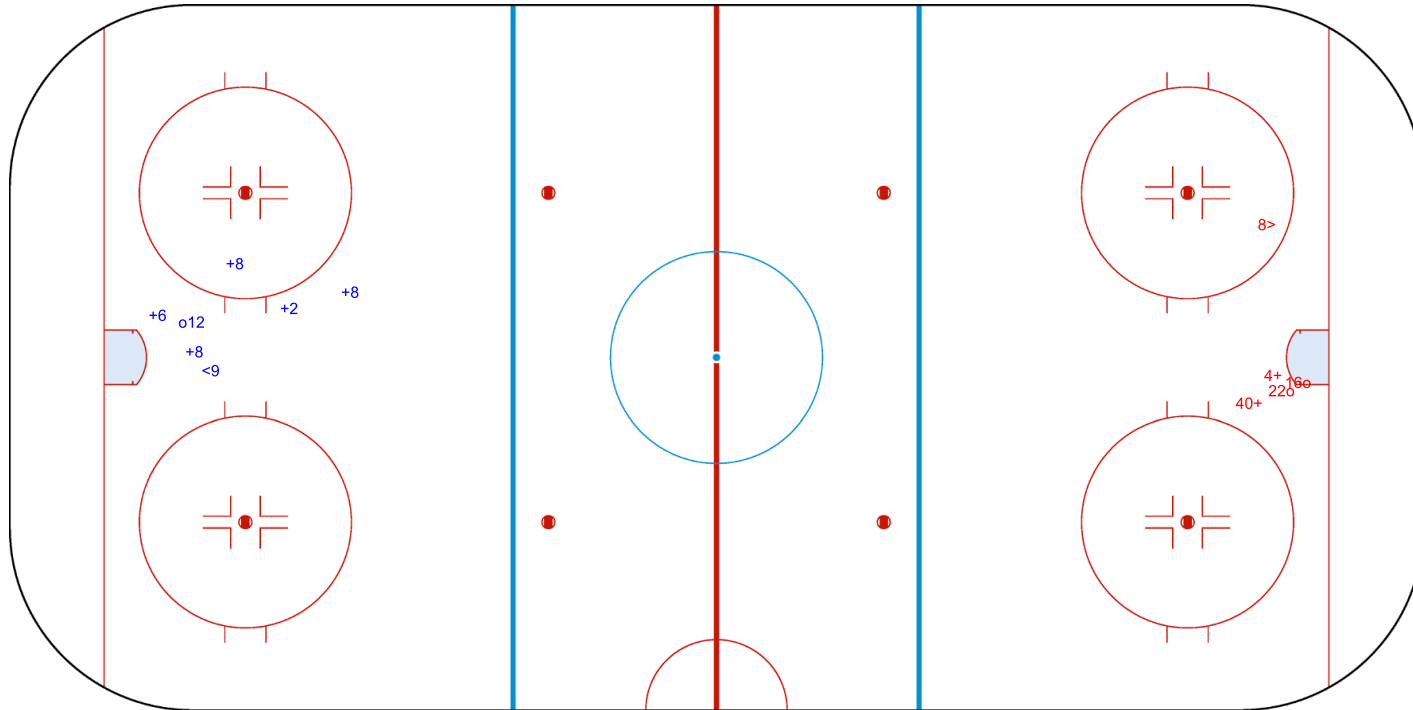
GK 34 of USA

Shots by USA
Goals (o): 2
SSP (>): 1

SSG (+): 2
SPG (-): 0



GK 31 of CAN



Legend:	
GK	Goalkeeper
SPG	Shots past goal
SSG	Shots saved by goalkeeper
SSP	Shots saved by player



Shot Chart
CAN - USA

Shots by USA
Goals (o): 1 SSG (+): 7
SSP (-): 0 SPG (-): 1



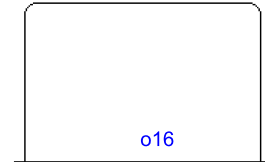
Period: 3



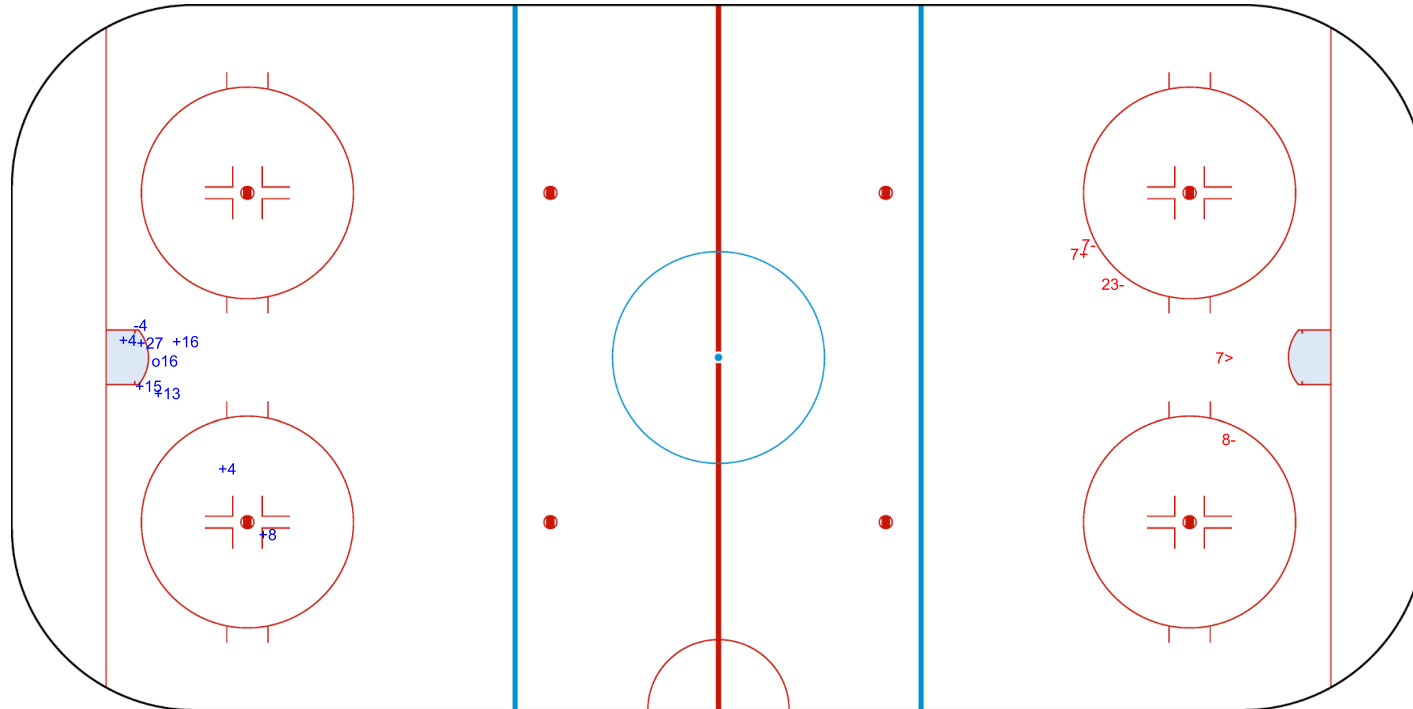
Shots by CAN
Goals (o): 0 SSG (+): 1
SSP (>): 1 SPG (-): 3



GK 31 of CAN



ENG



GK 34 of USA

Legend:	ENG Empty net goal	GK Goalkeeper	SPG Shots past goal	SSG Shots saved by goalkeeper	SSP Shots saved by player
----------------	---------------------------	----------------------	----------------------------	--------------------------------------	----------------------------------



Face-off Chart
CAN - USA

PERIOD 1

	CAN		USA		CAN		USA		Total wins all zones	
	Def. zone	Att. zone	Neutral zone		Att. zone	Def. zone				
	+ 8	- 40	- 18	+ 16	- 19	+ 16				
	- 12	+ 23	- 18	+ 16	+ 12	- 23				
	+ 18	- 16	+ 18	- 16	+ 18	- 16				
	+ 18	- 16								
	- 18	+ 16								
	- 12	+ 8								
Total wins / period	3 / 50%	3 / 50%	1 / 33%	2 / 67%	2 / 67%	1 / 33%	CAN	USA	6 / 50%	6 / 50%

PERIOD 2

	CAN		USA		CAN		USA		Total wins all zones	
	Def. zone	Att. zone	Neutral zone		Att. zone	Def. zone				
	+ 12	- 8	- 18	+ 16	+ 12	- 16				
	+ 12	- 23	+ 12	- 8	+ 18	- 16				
	- 18	+ 16	+ 18	- 23	- 12	+ 8				
			+ 12	- 8	- 12	+ 16				
			- 9	+ 13	- 9	+ 16				
					- 9	+ 8				
					- 9	+ 16				
Total wins / period	2 / 67%	1 / 33%	3 / 60%	2 / 40%	2 / 29%	5 / 71%	CAN	USA	7 / 47%	8 / 53%

PERIOD 3

	CAN		USA		CAN		USA		Total wins all zones	
	Def. zone	Att. zone	Neutral zone		Att. zone	Def. zone				
	- 18	+ 16	- 18	+ 16	+ 18	- 23				
	+ 12	- 16	- 18	+ 16	- 18	+ 16				
	- 12	+ 23	+ 18	- 16	+ 18	- 16				
	+ 9	- 23	+ 9	- 23	- 18	+ 16				
	- 18	+ 16								
	+ 12	- 16								
Total wins / period	3 / 50%	3 / 50%	2 / 50%	2 / 50%	2 / 50%	2 / 50%	CAN	USA	7 / 50%	7 / 50%

TOTAL

	CAN		USA		CAN		USA		Total wins all zones	
	Def. zone	Att. zone	Neutral zone		Att. zone	Def. zone				
Total wins / game	8 / 53%	7 / 47%	6 / 50%	6 / 50%	6 / 43%	8 / 57%	CAN	USA	20 / 49%	21 / 51%



HEAD TO HEAD

		USA									
	No.	8	13	16	23	40	Tot	wins CAN	Dz	Nz	Az
CAN	8					1 - 0	1	1 100%	1 100%		
	9	0 - 1	0 - 1	0 - 2	2 - 0		6	2 33%	1 100%	1 50%	0 0%
	12	3 - 2		3 - 1	2 - 2		13	8 62%	4 57%	2 100%	2 50%
	18			7 - 11	2 - 0		20	9 45%	2 33%	3 38%	4 67%
	19			0 - 1			1	0 0%			0 0%
Tot		6	1	25	8	1	41	20 49%	8 53%	6 50%	6 43%
wins USA		3 50%	1 100%	15 60%	2 25%	0 0%	21 51%				
Dz		2 100%		6 60%	0 0%		8 57%				
Nz		0 0%	1 100%	5 71%	0 0%		6 50%				
Az		1 50%		4 50%	2 50%	0 0%	7 47%				

Legend:											
Az	Attacking zone	Dz	Defending zone	No.	Jersey number	Nz	Neutral zone	Tot	Total face-offs played		



Game Roster

JPN - ITA

Referee

BETHMANN Andrew (USA)

Linesmen

RUNDSTROM Tony (SWE) , WESLEY Leon (CZE)

Goalkeepers

Team: JPN

No.	Name	Gen	GP	MIP	GA	SVS	SOG	SVS%	GAA
21	FUKUSHIMA Shinobu	M	1	45:00	8	17	25	68.00	8.00
77	HOSHIRO Atsuya	M	1	00:00	0	0	0	0.00	0.00

Team Roster

Team: JPN (black)

No.	Pos.	Name	Gen	GP	G	A	PTS	PIM	+/-
5	F	NIITSU Kazuyoshi	M	1	0	0	0	0	-3
11	F	HAMAMOTO Masaya	M	1	0	0	0	0	-2
13	F	YOSHIKAWA Mamoru	M	1	0	0	0	2	-4
14	F	SAKAMOTO Yoshihito	M	1	0	0	0	0	0
16	F	SHIBA Taimei	M	1	0	0	0	0	-3
21	GK	FUKUSHIMA Shinobu	M	1	0	0	0	0	
24	D	SUDO Satoru	M	1	0	0	0	0	-4
25	D	MISAWA Eiji	M	1	0	0	0	2	-3
33	D	ISHII Hideaki	M	1	0	0	0	0	-4
40	F	SHIOYA Yoshihiro	M	1	0	0	0	0	-3
70	F	KODAMA Nao	M	1	0	0	0	0	-4
77	GK	HOSHIRO Atsuya	M	1	0	0	0	0	
96	D	KUMAGAI Masaharu	M	1	0	0	0	0	-5

Head Coach: NAKAKITA Kojin

Team: ITA

No.	Name	Gen	GP	MIP	GA	SVS	SOG	SVS%	GAA
1	STILLITANO Santino	M	1	00:00	0	0	0	0.00	0.00
15	ARAUDO Gabriele	M	1	45:00	0	8	8	100.00	0.00

Team: ITA (white)

No.	Pos.	Name	Gen	GP	G	A	PTS	PIM	+/-
1	GK	STILLITANO Santino	M	1	0	0	0	0	
5	F	PLANKER Florian	M	1	0	0	0	0	+1
6	D	CAVALIERE Gian Luca	M	1	0	1	1	2	+3
8	D	RADICE Roberto	M	1	0	1	1	0	+1
9	F	KALEGARIS Sandro	M	1	1	0	1	2	+2
10	F	KAFMANN Stephan	M	1	0	0	0	0	+2
11	F	LARCH Niils	M	1	1	0	1	0	+3
15	GK	ARAUDO Gabriele	M	1	0	0	0	0	
18	D	MACRI Andrea	M	1	0	0	0	0	+2
25	F	TORELLA Francesco	M	1	0	0	0	0	0
27	F	ANDREONI Alessandro	M	1	2	0	2	0	+2
34	F	LANZA Gabriele	M	0	0	0	0	0	0
62	F	DEPAOLI Christoph	M	1	0	2	2	0	+2
66	D	PAROLIN Emanuele	M	1	0	0	0	0	+1
69	D	ENDERLE Alex	M	1	0	0	0	0	+1
82	D	KASSLATTER Julian	M	0	0	0	0	0	0
84	D	KERSCHBAUMER Stefan	M	1	0	0	0	2	0

Head Coach: da RIN de LORENZO Massimo

Legend:			
A Assists	D Defence	F Forward	G Goals
GA Goals against	GAA Goals against as average per 45 minutes	Gen Gender	GK Goalkeeper
GP Games played	M Male	MIP Minutes and seconds played	No. Jersey number
PIM Penalties in minutes	Pos. Position	PTS Points	SOG Shots on goal
SVS Saves	SVS% Saves in percentage	+/- Plus/minus net	



Line-ups

JPN - ITA

Referee

BETHMANN Andrew (USA)

Goalkeepers

Team: JPN

No.	Name	Gen
21	FUKUSHIMA Shinobu	M
77	HOSHIRO Atsuya	M

Team Line-ups

Team: JPN (black)

No.	Pos.	Name	Gen
24	D	SUDO Satoru	M
33	D	ISHII Hideaki	M
96	D	KUMAGAI Masaharu +A	M
13	F	YOSHIKAWA Mamoru	M
70	F	KODAMA Nao +C	M
25	D	MISAWA Eiji	M
5	F	NIITSU Kazuyoshi	M
11	F	HAMAMOTO Masaya	M
16	F	SHIBA Taimei	M
40	F	SHIOYA Yoshihiro +A	M
14	F	SAKAMOTO Yoshihito	M

Head Coach: NAKAKITA Kojin

Linesmen

RUNDSTROM Tony (SWE) , WESLEY Leon (CZE)

Team: ITA

No.	Name	Gen
15	ARAUDO Gabriele	M
1	STILLITANO Santino	M

Team: ITA (white)

No.	Pos.	Name	Gen
84	D	KERSCHBAUMER Stefan	M
5	F	PLANKER Florian +A	M
9	F	KALEGARIS Sandro	M
11	F	LARCH Nils	M
62	F	DEPAOLI Christoph	M
6	D	CAVALIERE Gian Luca +C	M
8	D	RADICE Roberto	M
18	D	MACRI Andrea +A	M
10	F	KAFMANN Stephan	M
27	F	ANDREONI Alessandro	M
66	D	PAROLIN Emanuele	M
69	D	ENDERLE Alex	M
25	F	TORELLA Francesco	M

Head Coach: da RIN de LORENZO Massimo

NOT DRESSED:

34	F	LANZA Gabriele	M
82	D	KASSLATTER Julian	M

Legend:

D	Defence	F	Forward	Gen	Gender	M	Male
No.	Jersey number	Pos.	Position	+A	Assistant captain	+C	Captain



Graphical Line-ups

JPN - ITA

Referee

BETHMANN Andrew (USA)

Linesmen

RUNDSTROM Tony (SWE) , WESLEY Leon (CZE)

Team: JPN - Japan (black)

Head Coach: NAKAKITA Kojin

S1 21 FUKUSHIMA Shinobu		
77 HOSHIRO Atsuya		
S2 24 SUDO Satoru	33 ISHII Hideaki	
S6 96 KUMAGAI Masaharu +A	S4 13 YOSHIKAWA Mamoru	S5 70 KODAMA Nao +C
S3 25 MISAWA Eiji	5 NIITSU Kazuyoshi	
40 SHIOYA Yoshihiro +A	16 SHIBA Taimei	11 HAMAMOTO Masaya
14 SAKAMOTO Yoshihito		

Team: ITA - Italy (white)

Head Coach: da RIN de LORENZO Massimo

S1 15 ARAUDO Gabriele		
1 STILLITANO Santino		
S2 5 PLANKER Florian +A	S3 84 KERSCHBAUMER Stefan	
S6 62 DEPAOLI Christoph	S5 11 LARCH Nils	S4 9 KALEGARIS Sandro
6 CAVALIERE Gian Luca +C		18 MACRI Andrea +A
10 KAFMANN Stephan	27 ANDREONI Alessandro	8 RADICE Roberto
		66 PAROLIN Emanuele
69 ENDERLE Alex		25 TORELLA Francesco

Legend:

Sn Starting position

+A Assistant captain

+C Captain



Game Summary

JPN - ITA 1 - 5 (0 - 2 , 1 - 0 , 0 - 3)

Spectators	Referee	Linesmen
198	BETHMANN Andrew (USA)	RUNDSTROM Tony (SWE) , WESLEY Leon (CZE)

Team Statistics

Period	Score	SVS	SOG	PIM	TPP	PPG	SHG
1	0 : 2	6 : 4	4 : 8	0 : 0	00:00 : 00:00	0 : 0	0 : 0
2	1 : 0	10 : 3	4 : 10	2 : 2	02:00 : 00:53	0 : 0	0 : 0
3	0 : 3	4 : 4	4 : 7	0 : 2	02:00 : 01:07	0 : 0	0 : 0
Total	1 : 5	20 : 11	12 : 25	2 : 4	04:00 : 02:00	0 : 0	0 : 0

1st Period

Action	Time	ET/Res	Team	Type	No.	Name	(G)	Name of Assistant(s) / Action Description
GK	00:00		JPN		21	FUKUSHIMA S		- Goalkeeper in
GK	00:00		ITA		15	ARAUDO G		- Goalkeeper in
Goal	01:00	0 : 1	ITA	EQ	5	PLANKER F	(1)	84 KERSCHBAUMER S On Ice JPN 21 13 24 25 70 96 11 LARCH N ITA 15 5 9 11 62 84
Goal	14:38	0 : 2	ITA	EQ	18	MACRI A	(1)	5 PLANKER F On Ice JPN 21 13 24 25 70 96 ITA 15 5 9 10 18 27

2nd Period

Action	Time	ET/Res	Team	Type	No.	Name	(G)	Name of Assistant(s) / Action Description
Penalty	23:30	25:30	ITA	2 min.	10	KAFMANN S		- Interference
Goal	26:03	1 : 2	JPN	EQ	70	KODAMA N	(1)	On Ice JPN 21 13 24 25 70 96 ITA 15 6 10 18 27 62
Penalty	29:07	31:07	JPN	2 min.	25	MISAWA E		- Interference

3rd Period

Action	Time	ET/Res	Team	Type	No.	Name	(G)	Name of Assistant(s) / Action Description
Goal	34:16	1 : 3	ITA	EQ	69	ENDERLE A	(1)	On Ice JPN 21 11 16 24 25 40 ITA 15 5 27 62 69 84
Penalty	37:02	39:02	ITA	2 min.	27	ANDREONI A		- Holding an opponent
Goal	41:22	1 : 4	ITA	EQ	11	LARCH N	(2)	6 CAVALIERE GL On Ice JPN 21 13 16 24 25 96 62 DEPAOLI C ITA 15 5 6 10 11 62
Goal	43:00	1 : 5	ITA	EQ	9	KALEGARIS S	(2)	On Ice JPN 21 13 24 25 70 96 ITA 15 6 9 10 11 18
GK	45:00		JPN					21 FUKUSHIMA S - Goalkeeper out
GK	45:00		ITA					15 ARAUDO G - Goalkeeper out

Goalkeeper Records

Team : JPN - Japan

No.	Name	SOG	SVS	MIP
21	FUKUSHIMA Shinobu	25	20	45:00
77	HOSHIRO Atsuya			

Team : ITA - Italy

No.	Name	SOG	SVS	MIP
15	ARAUDO Gabriele	12	11	45:00
1	STILLITANO Santino			

Game Statistics

Team : JPN (black)																							
Head Coach : NAKAKITA Kojin																							
No.	Pos.	Name	Gen	G	A	P	PIM	FO+	FO-	FO+/-	FO%	Shots on Goal				+/-	Time on Ice						
												1	2	3	OT		TS	1	2	3	OT	TOT	SHF
13	F	YOSHIKAWA Mamoru	M	0	0	0	0	18	19	-1	48.65	1	0	0	1	-3	0:00	0:00	0:00	0:00	0:00	0	0:00
24	D	SUDO Satoru	M	0	0	0	0	0	0	0	0.00	1	1	3	5	-4	0:00	0:00	0:00	0:00	0:00	0	0:00
33	D	ISHII Hideaki	M	0	0	0	0	0	0	0	0.00	0	0	0	0	0	0:00	0:00	0:00	0:00	0:00	0	0:00
70	F	KODAMA Nao +C (BP)	M	1	0	1	0	1	1	0	50.00	0	2	0	2	-2	0:00	0:00	0:00	0:00	0:00	0	0:00
96	D	KUMAGAI Masaharu +A	M	0	0	0	0	0	0	0	0.00	2	1	1	4	-3	0:00	0:00	0:00	0:00	0:00	0	0:00
5	F	NIITSU Kazuyoshi	M	0	0	0	0	0	0	0	0.00	0	0	0	0	0	0:00	0:00	0:00	0:00	0:00	0	0:00
11	F	HAMAMOTO Masaya	M	0	0	0	0	0	0	0	0.00	0	0	0	0	-1	0:00	0:00	0:00	0:00	0:00	0	0:00
16	F	SHIBA Taimei	M	0	0	0	0	5	8	-3	38.46	0	0	0	0	-2	0:00	0:00	0:00	0:00	0:00	0	0:00
25	D	MISAWA Eiji	M	0	0	0	2	0	0	0	0.00	0	0	0	0	-4	0:00	0:00	0:00	0:00	0:00	0	0:00



SUN 28 APR 2019

Start Time 9:30
End Time 11:27

Preliminary Round - Group B, Game 5



Head Coach : NAKAKITA Kojin											Shots on Goal					Time on Ice									
No.	Pos.	Name	Gen	G	A	P	PIM	FO+	FO-	FO+/-	FO%	1	2	3	OT	TS	+/-	1	2	3	OT	TOT	SHF	AVG	
40	F	SHIOYA Yoshihiro +A	M	0	0	0	0	0	1	-1	0.00	0	0	0	0	0	-1	0:00	0:00	0:00	0:00	0:00	0	0:00	
14	F	SAKAMOTO Yoshihito	M	0	0	0	0	0	0	0	0.00	0	0	0	0	0	0	0:00	0:00	0:00	0:00	0:00	0	0:00	
21	GK	FUKUSHIMA Shinobu	M	0	0	0	0	0	0	0	0.00	0	0	0	0	0	0	0:00	0:00	0:00	0:00	0:00	0	0:00	
77	GK	HOSHIRO Atsuya	M	0	0	0	0	0	0	0	0.00	0	0	0	0	0	0	0:00	0:00	0:00	0:00	0:00	0	0:00	
Total				1	0	1	2	24	29	-5	45.28	4	4	4	12										

Team : ITA (white)

Head Coach : da RIN de LORENZO Massimo											Shots on Goal					Time on Ice									
No.	Pos.	Name	Gen	G	A	P	PIM	FO+	FO-	FO+/-	FO%	1	2	3	OT	TS	+/-	1	2	3	OT	TOT	SHF	AVG	
5	F	PLANKER Florian +A (BP)	M	1	1	2	0	0	1	-1	0.00	1	2	0	3	3	+4	0:00	0:00	0:00	0:00	0:00	0	0:00	
9	F	KALEGARIS Sandro	M	1	0	1	0	0	0	0	0.00	2	2	1	5	5	+3	0:00	0:00	0:00	0:00	0:00	0	0:00	
11	F	LARCH Nils	M	1	1	2	0	17	11	6	60.71	0	0	3	3	3	+3	0:00	0:00	0:00	0:00	0:00	0	0:00	
62	F	DEPAOLI Christoph	M	0	1	1	0	1	2	-1	33.33	0	1	0	1	1	+2	0:00	0:00	0:00	0:00	0:00	0	0:00	
84	D	KERSCHBAUMER Stefan	M	0	1	1	0	0	0	0	0.00	1	1	0	2	2	+2	0:00	0:00	0:00	0:00	0:00	0	0:00	
6	D	CAVALIERE Gian Luca +C	M	0	1	1	0	0	0	0	0.00	0	0	0	0	0	+1	0:00	0:00	0:00	0:00	0:00	0	0:00	
8	D	RADICE Roberto	M	0	0	0	0	0	0	0	0.00	0	0	0	0	0	0	0:00	0:00	0:00	0:00	0:00	0	0:00	
10	F	KAFMANN Stephan	M	0	0	0	2	0	0	0	0.00	0	1	0	1	1	+2	0:00	0:00	0:00	0:00	0:00	0	0:00	
18	D	MACRI Andrea +A	M	1	0	1	0	0	0	0	0.00	1	1	1	3	3	+1	0:00	0:00	0:00	0:00	0:00	0	0:00	
27	F	ANDREONI Alessandro	M	0	0	0	2	11	10	1	52.38	3	1	1	5	5	+1	0:00	0:00	0:00	0:00	0:00	0	0:00	
25	F	TORELLA Francesco	M	0	0	0	0	0	0	0	0.00	0	0	0	0	0	0	0:00	0:00	0:00	0:00	0:00	0	0:00	
66	D	PAROLIN Emanuele	M	0	0	0	0	0	0	0	0.00	0	0	0	0	0	0	0:00	0:00	0:00	0:00	0:00	0	0:00	
69	D	ENDERLE Alex	M	1	0	1	0	0	0	0	0.00	0	1	1	2	2	+1	0:00	0:00	0:00	0:00	0:00	0	0:00	
1	GK	STILLITANO Santino	M	0	0	0	0	0	0	0	0.00	0	0	0	0	0	0	0:00	0:00	0:00	0:00	0:00	0	0:00	
15	GK	ARAUDO Gabriele	M	0	0	0	0	0	0	0	0.00	0	0	0	0	0	0	0:00	0:00	0:00	0:00	0:00	0	0:00	
Total				5	5	10	4	29	24	5	54.72	8	10	7	25										

Group B

R	Team	GP	W	OTW	OTL	L	GDF	GF : GA	PTS
1	ITA	2	2	0	0	0	+8	9 : 1	6
2	CZE	1	1	0	0	0	+8	8 : 0	3
3	SWE	1	0	0	0	1	-4	0 : 4	0
4	JPN	2	0	0	0	2	-12	1 : 13	0

	CZE	ITA	JPN	SWE
CZE	*****	TUE 30 APR 20:00	8:0	SUN 28 APR 20:00
ITA	TUE 30 APR 20:00	*****	5:1	4:0
JPN	0:8	1:5	*****	TUE 30 APR 09:30
SWE	SUN 28 APR 20:00	0:4	TUE 30 APR 09:30	*****

Legend:							
(G)	Goals in tournament	+/-	Plus/minus net	+A	Assistant captain	+C	Captain
A	Assists	D	Defence	EQ	Equal strength	ET/Res	Penalty end time/Result of game
F	Forward	FO-	Face-offs lost	FO%	Face-offs won as percentage	FO+	Face-offs won
FO+/-	Face-offs net	G	Goals	GA	Goals against	GDF	Goal difference
Gen	Gender	GF	Goals for	GK	Goalkeeper	GP	Games played
L	Losses	M	Male	MIP	Minutes in play (GK)	No.	Jersey number
OT	Overtime	OTL	Overtime losses	OTW	Overtime wins	P	Points
PIM	Penalties in minutes	Pos.	Position	PPG	Power play goals	PTS	Points
R	Rank	SHG	Shorthanded goals	SOG	Shots on goal	SVS	Saves
TPP	Time on power play	TS	Total shots	W	Wins		



Ostravar Arena

SUN 28 APR 2019
Start Time 9:30

Ice Hockey

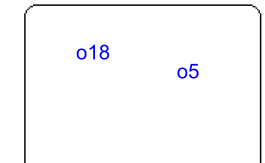
Mixed

Preliminary Round - Group B, Game 5



Shot Chart JPN - ITA

Shots by ITA
Goals (o): 2 SSG (+): 6
SSP (-): 1 SPG (-): 6



GK 21 of JPN



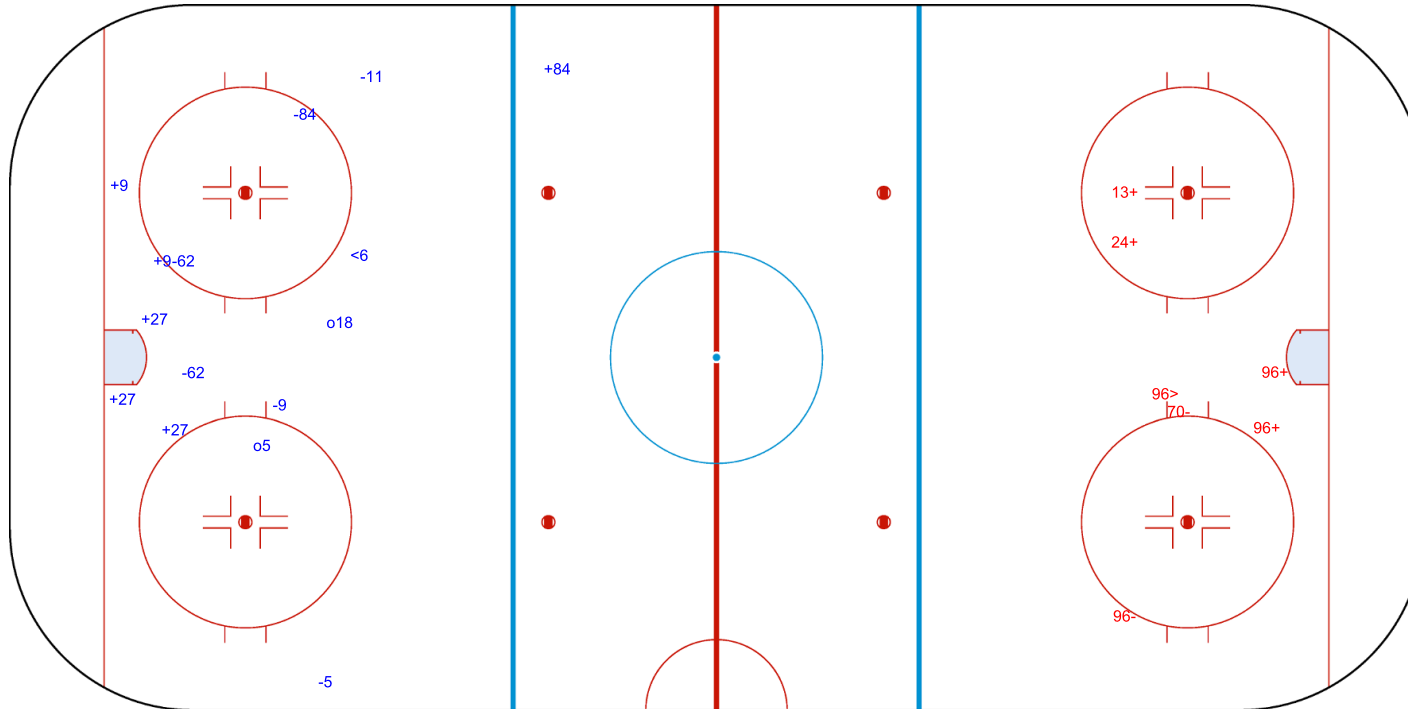
Period: 1



Shots by JPN
Goals (o): 0 SSG (+): 4
SSP (>): 1 SPG (-): 2



GK 15 of ITA



Legend:	
GK	Goalkeeper
SPG	Shots past goal
SSG	Shots saved by goalkeeper
SSP	Shots saved by player



Ostravar Arena

SUN 28 APR 2019
Start Time 9:30

Ice Hockey

Mixed

Preliminary Round - Group B, Game 5



Shot Chart JPN - ITA




Period: 2

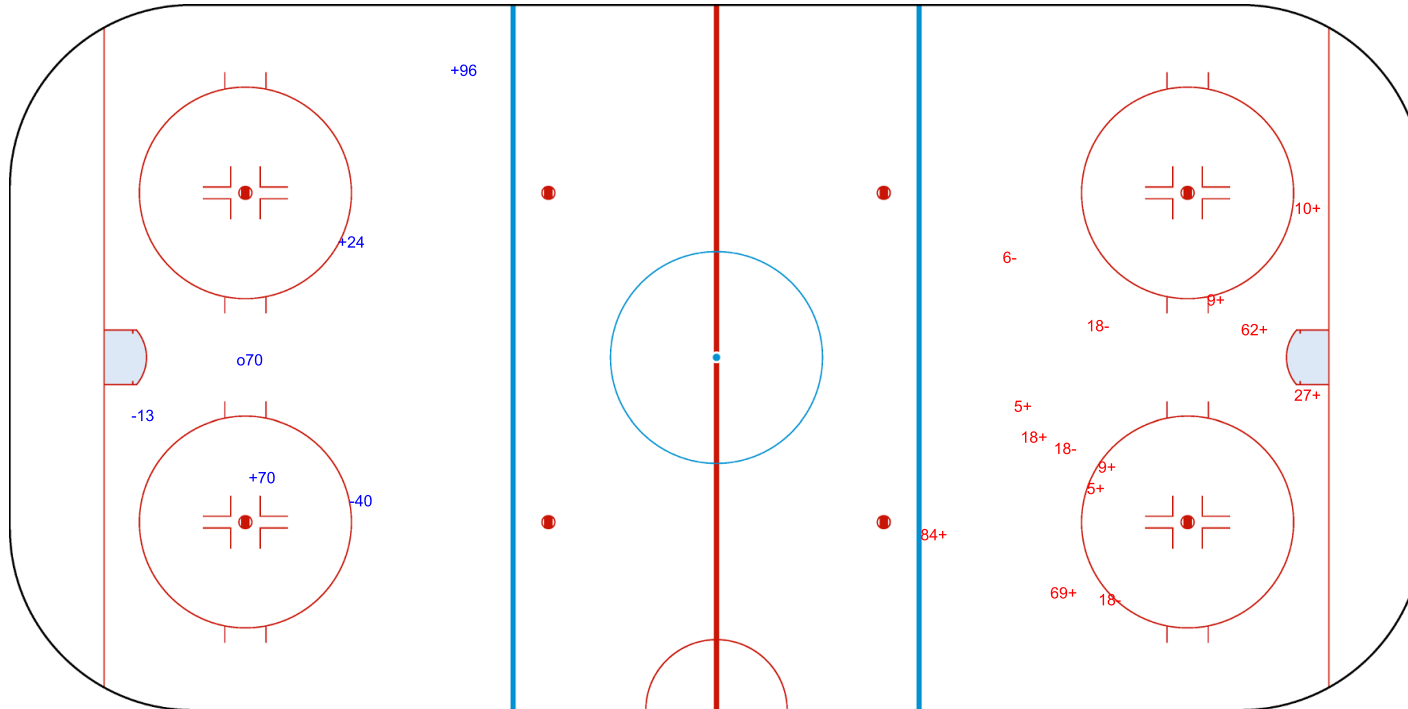


Shots by JPN
Goals (o): 1 SSG (+): 3
SSP (-): 0 SPG (-): 2

Shots by ITA
Goals (o): 0 SSG (+): 10
SSP (>): 0 SPG (-): 4



GK 15 of ITA



GK 21 of JPN

Legend:	
GK	Goalkeeper
SPG	Shots past goal
SSG	Shots saved by goalkeeper
SSP	Shots saved by player



Shot Chart JPN - ITA

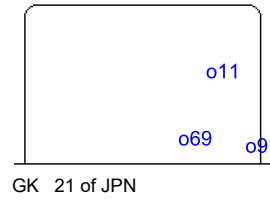


Period: 3

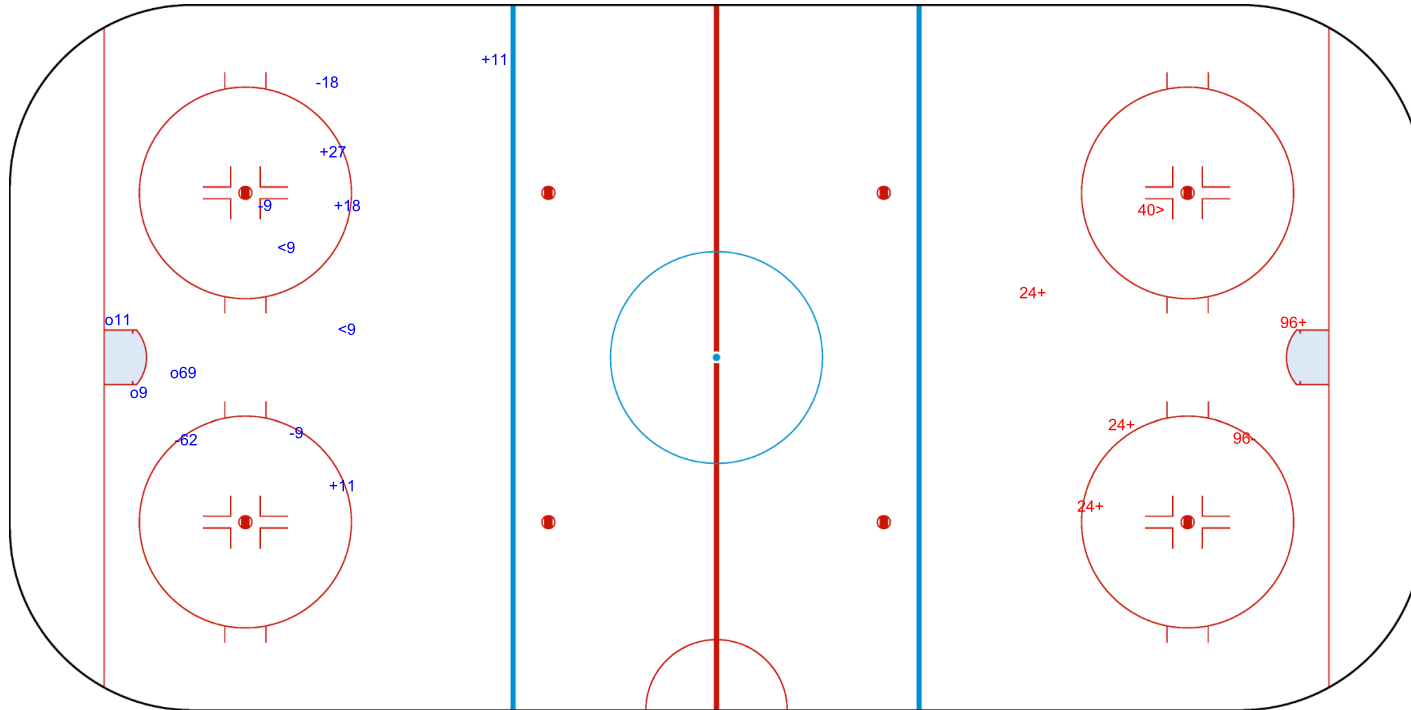


Shots by ITA
Goals (o): 3 SSG (+): 4
SSP (-): 2 SPG (-): 4

Shots by JPN
Goals (o): 0 SSG (+): 4
SSP (>): 1 SPG (-): 1



GK 21 of JPN



GK 15 of ITA

Legend:	
GK Goalkeeper	SPG Shots past goal
SSG Shots saved by goalkeeper	SSP Shots saved by player



Face-off Chart

JPN - ITA

PERIOD 1

	JPN		ITA		JPN		ITA		Total wins all zones	
	Def. zone	Att. zone	Neutral zone	Neutral zone	Att. zone	Def. zone	Att. zone	Def. zone	JPN	ITA
	+ 13	- 11	+ 13	- 11	+ 13	- 27				
	- 13	+ 11	- 16	+ 27	+ 13	- 11				
	- 13	+ 27	- 40	+ 27	+ 13	- 5				
	+ 13	- 27	- 13	+ 27	+ 13	- 11				
			- 13	+ 11	- 13	+ 11				
			+ 13	- 27						
			- 16	+ 11						
Total wins / period	2 / 50%	2 / 50%	2 / 29%	5 / 71%	4 / 80%	1 / 20%	8 / 50%	8 / 50%		

PERIOD 2

	JPN		ITA		JPN		ITA		Total wins all zones	
	Def. zone	Att. zone	Neutral zone	Neutral zone	Att. zone	Def. zone	Att. zone	Def. zone	JPN	ITA
	+ 13	- 27	- 13	+ 11	+ 16	- 11				
	- 16	+ 27	- 16	+ 27	+ 16	- 27				
	+ 13	- 27	- 13	+ 11	- 13	+ 27				
	- 13	+ 11	- 16	+ 27	- 13	+ 11				
	- 13	+ 11	- 13	+ 11	+ 13	- 27				
	+ 13	- 11	+ 13	- 11	- 16	+ 11				
	+ 70	- 27								
	+ 13	- 11								
	+ 13	- 11								
Total wins / period	6 / 67%	3 / 33%	1 / 17%	5 / 83%	3 / 50%	3 / 50%	10 / 48%	11 / 52%		

PERIOD 3

	JPN		ITA		JPN		ITA		Total wins all zones	
	Def. zone	Att. zone	Neutral zone	Neutral zone	Att. zone	Def. zone	Att. zone	Def. zone	JPN	ITA
	- 13	+ 11	- 13	+ 11	+ 16	- 62				
	+ 13	- 11	+ 16	- 27	+ 13	- 11				
	- 70	+ 27	- 13	+ 11	- 13	+ 11				
	+ 13	- 27	- 16	+ 27	+ 16	- 62				
	- 13	+ 62	- 13	+ 27						
	- 16	+ 11								
	- 13	+ 11								
Total wins / period	2 / 29%	5 / 71%	1 / 20%	4 / 80%	3 / 75%	1 / 25%	6 / 38%	10 / 62%		

TOTAL

	JPN		ITA		JPN		ITA		Total wins all zones	
	Def. zone	Att. zone	Neutral zone	Neutral zone	Att. zone	Def. zone	Att. zone	Def. zone	JPN	ITA
Total wins / game	10 / 50%	10 / 50%	4 / 22%	14 / 78%	10 / 67%	5 / 33%	24 / 45%	29 / 55%		



HEAD TO HEAD

		ITA								
	No.	5	11	27	62	Tot	wins JPN	Dz	Nz	Az
JPN	13	1 - 0	10 - 14	7 - 4	0 - 1	37	18 49%	9 56%	3 27%	6 60%
	16		1 - 3	2 - 5	2 - 0	13	5 38%	0 0%	1 17%	4 80%
	40			0 - 1		1	0 0%		0 0%	
	70			1 - 1		2	1 50%	1 50%		
	Tot		1	28	21	3	53	24 45%	10 50%	4 22%
	wins ITA	0 0%	17 61%	11 52%	1 33%	29 55%				
	Dz	0 0%	4 50%	1 25%	0 0%	5 33%				
	Nz		7 78%	7 78%		14 78%				
	Az		6 55%	3 38%	1 100%	10 50%				

Legend:									
Az	Attacking zone	Dz	Defending zone	No.	Jersey number	Nz	Neutral zone	Tot	Total face-offs played



Game Roster

NOR - CAN

Referee

YAMAGUCHI Sotaro (JPN)

Linesmen

LEWIS Brendan (USA) , VANEK Jan (CZE)

Goalkeepers

Team: NOR

No.	Name	Gen	GP	MIP	GA	SVS	SOG	SVS%	GAA
39	GROELINE Johan	M	1	42:30	3	9	12	75.00	3.18
81	HAUGEN Erik	M	1	00:00	0	0	0	0.00	0.00

Team Roster

Team: NOR (red)

No.	Pos.	Name	Gen	GP	G	A	PTS	PIM	+/-
3	D	PEDERSEN Rolf Einar	M	1	0	0	0	0	0
6	F	KIRSTISTUEN Emil	M	1	0	0	0	0	+1
9	F	VAERNES Morten	M	1	0	1	1	0	-1
10	F	RIVERA Tor Joakim	M	1	0	1	1	0	-1
12	F	BOGLE Magnus	M	0	0	0	0	0	0
16	D	NORDSTOGA Knut Andre	M	1	0	0	0	0	0
17	F	SOLBERG Loyd Remi	M	1	0	0	0	0	+1
20	D	HAMRE Martin	M	1	0	0	0	6	0
22	D	BAKKE Audun	M	1	2	0	2	0	0
25	D	SUNDT Andreas	M	1	0	0	0	0	0
29	F	SCHROEDER Lena	F	1	0	0	0	0	0
35	F	GROESFJELD Martin	M	1	0	0	0	0	0
39	GK	GROELINE Johan	M	1	0	0	0	0	0
71	F	OISETH Ola	M	1	0	0	0	0	+1
77	F	AANEKRE Torstein	M	1	0	1	1	0	-1
81	GK	HAUGEN Erik	M	1	0	0	0	0	0

Head Coach: HEGDE Espen

Team: CAN

No.	Name	Gen	GP	MIP	GA	SVS	SOG	SVS%	GAA
30	WATSON Corbin	M	1	00:00	0	0	0	0.00	0.00
31	LAROCQUE Dominic	M	1	44:00	2	11	13	84.62	2.05

Team: CAN (white)

No.	Pos.	Name	Gen	GP	G	A	PTS	PIM	+/-
2	D	CRANE Rod	M	1	0	0	0	0	0
4	F	DUNN James	M	1	0	0	0	0	-1
5	D	HENRY Tyrone	M	1	0	0	0	0	+1
6	D	ARMSTRONG Rob	M	1	0	0	0	0	-2
7	F	LAVIN Zach	M	1	0	1	1	0	-1
8	F	McGREGOR Tyler	M	1	0	0	0	2	0
9	F	SMITH Corbyn	M	1	0	0	0	0	-2
12	F	WESTLAKE Greg	M	1	1	0	1	0	0
15	D	SORLEY Kevin	M	1	0	0	0	2	-1
18	F	BRIDGES Billy	M	1	0	0	0	0	-2
19	F	COZZOLINO Dominic	M	1	0	0	0	0	-2
22	F	RILEY Garrett	M	0	0	0	0	0	0
23	D	HICKEY Liam	M	1	0	0	0	0	0
25	D	GEMMELL James	M	0	0	0	0	0	0
28	F	LEHOUX Antoine	M	1	0	0	0	0	-1
30	GK	WATSON Corbin	M	1	0	0	0	0	0
31	GK	LAROCQUE Dominic	M	1	0	0	0	0	0

Head Coach: BABEY Ken

Legend:			
A Assists	D Defence	F Female / Forward	G Goals
GA Goals against	GAA Goals against as average per 45 minutes	Gen Gender	GK Goalkeeper
GP Games played	M Male	MIP Minutes and seconds played	No. Jersey number
PIM Penalties in minutes	Pos. Position	PTS Points	SOG Shots on goal
SVS Saves	SVS% Saves in percentage	+/- Plus/minus net	



SUN 28 APR 2019

Start Time 13:00

Preliminary Round - Group A, Game 6



Line-ups

NOR - CAN

Referee

YAMAGUCHI Sotaro (JPN)

Linesmen

LEWIS Brendan (USA) , VANEK Jan (CZE)

Goalkeepers

Team: NOR

No.	Name	Gen
39	GROELINE Johan	M
81	HAUGEN Erik	M

Team Line-ups

Team: NOR (red)

No.	Pos.	Name	Gen
3	D	PEDERSEN Rolf Einar	M
20	D	HAMRE Martin +A	M
9	F	VAERNES Morten	M
71	F	OISETH Ola	M
77	F	AANEKRE Torstein	M
16	D	NORDSTOGA Knut Andre +A	M
22	D	BAKKE Audun	M
10	F	RIVERA Tor Joakim	M
17	F	SOLBERG Loyd Remi +C	M
35	F	GROESFJELD Martin	M
25	D	SUNDT Andreas	M
6	F	KIRSTISTUEN Emil	M
29	F	SCHROEDER Lena	F

Head Coach: HEGDE Espen

NOT DRESSED:

12 F BOGLE Magnus M

Team: CAN

No.	Name	Gen
30	WATSON Corbin	M
31	LAROCQUE Dominic	M

Team: CAN (white)

No.	Pos.	Name	Gen
5	D	HENRY Tyrone	M
23	D	HICKEY Liam +A	M
7	F	LAVIN Zach	M
8	F	McGREGOR Tyler +C	M
12	F	WESTLAKE Greg	M
2	D	CRANE Rod	M
6	D	ARMSTRONG Rob	M
25	D	GEMMELL James	M
18	F	BRIDGES Billy	M
19	F	COZZOLINO Dominic +A	M
9	F	SMITH Corbyn	M
22	F	RILEY Garrett	M
28	F	LEHOUX Antoine	M

Head Coach: BABEY Ken

NOT DRESSED:

4 F DUNN James M
15 D SORLEY Kevin M

Legend:

D	Defence	F	Female / Forward	Gen	Gender	M	Male
No.	Jersey number	Pos.	Position	+A	Assistant captain	+C	Captain



Graphical Line-ups

NOR - CAN

Referee
YAMAGUCHI Sotaro (JPN)

Linesmen
LEWIS Brendan (USA) , VANEK Jan (CZE)

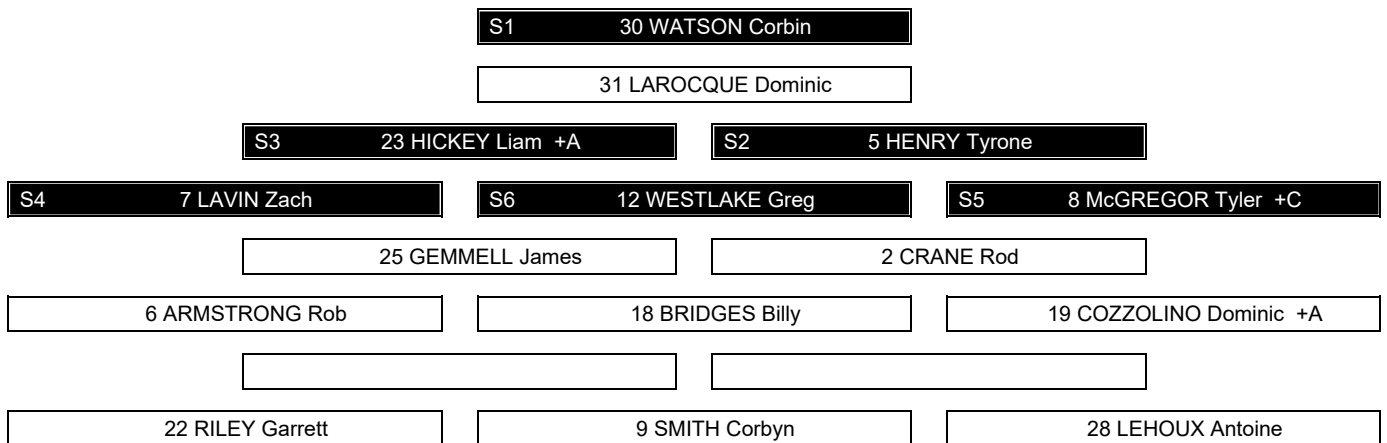
Team: NOR - Norway (red)

Head Coach: HEGDE Espen



Team: CAN - Canada (white)

Head Coach: BABEY Ken



Legend:			
Sn	Starting position	+A	Assistant captain
		+C	Captain



Game Summary

NOR - CAN 2 - 14 (0 - 6 , 1 - 7 , 1 - 1)

Spectators	Referee	Linesmen
756	YAMAGUCHI Sotaro (JPN)	LEWIS Brendan (USA) , VANEK Jan (CZE)

Team Statistics

Period	Score	SVS	SOG	PIM	TPP	PPG	SHG
1	0 : 6	5 : 2	2 : 11	0 : 0	00:00 : 00:00	0 : 0	0 : 0
2	1 : 7	4 : 1	2 : 11	4 : 2	00:46 : 02:23	0 : 1	0 : 0
3	1 : 1	2 : 3	4 : 3	2 : 6	06:51 : 00:10	1 : 0	0 : 0
Total	2 : 14	11 : 6	8 : 25	6 : 8	07:37 : 02:33	1 : 1	0 : 0

1st Period

Action	Time	ET/Res	Team	Type	No.	Name	(G)	Name of Assistant(s) / Action Description
GK	00:00		NOR		39	GROELINE J		- Goalkeeper in
GK	00:00		CAN		30	WATSON C		- Goalkeeper in
Goal	02:57	0 : 1	CAN	EQ	28	LEHOUX A	(1)	9 SMITH C 23 HICKEY L On Ice NOR 39 3 6 17 20 29 CAN 30 8 9 22 23 28
Goal	05:22	0 : 2	CAN	EQ	12	WESTLAKE G	(2)	7 LAVIN Z 8 McGREGOR T On Ice NOR 39 9 16 22 71 77 CAN 30 2 7 8 12 25
Goal	06:46	0 : 3	CAN	EQ	18	BRIDGES B	(1)	6 ARMSTRONG R 19 COZZOLINO D On Ice NOR 39 3 6 10 17 20 CAN 30 6 18 19 23 25
Goal	10:50	0 : 4	CAN	EQ	19	COZZOLINO D	(1)	6 ARMSTRONG R On Ice NOR 39 10 16 17 22 77 CAN 30 2 6 18 19 25
Goal	11:36	0 : 5	CAN	EQ	28	LEHOUX A	(2)	5 HENRY T On Ice NOR 39 3 6 20 25 29 CAN 30 5 9 22 23 28
Goal	12:17	0 : 6	CAN	EQ	8	McGREGOR T	(1)	12 WESTLAKE G On Ice NOR 39 9 16 22 71 77 CAN 30 2 7 8 12 25

2nd Period

Action	Time	ET/Res	Team	Type	No.	Name	(G)	Name of Assistant(s) / Action Description
GK	15:00		NOR		81	HAUGEN E		- Goalkeeper in 39 GROELINE J - Goalkeeper out
Penalty	15:47	17:47	NOR	2 min.	20	HAMRE M		- Teeing
Goal	19:07	0 : 7	CAN	EQ	23	HICKEY L	(1)	18 BRIDGES B On Ice NOR 81 16 17 22 29 35 CAN 30 5 7 18 19 23
Penalty	19:07	19:30	NOR	2 min.	3	PEDERSEN RE		- Tripping
Goal	19:30	0 : 8	CAN	PP1	23	HICKEY L	(2)	8 McGREGOR T 7 LAVIN Z On Ice NOR 81 9 16 22 71 * CAN 30 7 8 12 19 23
Goal	21:17	0 : 9	CAN	EQ	18	BRIDGES B	(2)	19 COZZOLINO D On Ice NOR 81 3 6 20 25 29 CAN 30 5 8 18 19 23
Goal	22:52	1 : 9	NOR	EQ	71	OISETH O	(1)	17 SOLBERG LR On Ice NOR 81 16 17 22 71 77 CAN 30 5 9 22 23 28
Goal	23:47	1 : 10	CAN	EQ	2	CRANE R	(1)	6 ARMSTRONG R 18 BRIDGES B On Ice NOR 81 3 9 20 71 77 CAN 30 2 6 18 19 25
Goal	23:59	1 : 11	CAN	EQ	8	McGREGOR T	(2)	23 HICKEY L On Ice NOR 81 6 16 22 25 29 CAN 30 7 8 12 19 23
Goal	25:46	1 : 12	CAN	EQ	18	BRIDGES B	(3)	25 GEMMELL J On Ice NOR 81 6 16 22 25 29 CAN 30 2 9 18 22 25
Goal	27:54	1 : 13	CAN	EQ	8	McGREGOR T	(3)	7 LAVIN Z On Ice NOR 81 3 10 17 20 35 CAN 30 5 7 8 12 23
Penalty	29:14	30:56	CAN	2 min.	22	RILEY G		- Holding an opponent

3rd Period

Action	Time	ET/Res	Team	Type	No.	Name	(G)	Name of Assistant(s) / Action Description
Goal	30:56	2 : 13	NOR	PP1	22	BAKKE A	(3)	9 VAERNES M 16 NORDSTOGA KA On Ice NOR 81 9 16 17 22 71 * CAN 30 5 8 12 23
Penalty	32:43	34:43	CAN	2 min.	-	Team penalty		- Too Many Men / Served by: 19 COZZOLINO D
Penalty	34:38	36:38	CAN	2 min.	25	GEMMELL J		- Roughing
Time-out	34:38		NOR					
Penalty	37:14	39:14	CAN	2 min.	-	Team penalty		- Too Many Men / Served by: 25 GEMMELL J



Action	Time	ET/Res	Team	Type	No.	Name	(G)	Name of Assistant(s) / Action Description
Goal	42:38	2 : 14	CAN	EQ EA	7	LAVIN Z	(1)	8 McGREGOR T 23 HICKEY L On Ice NOR 81 3 6 22 25 29 CAN 7 8 9 12 23 25
Penalty	44:50	45:00	NOR	2 min.	3	PEDERSEN RE		- Elbowing
GK	45:00		NOR					81 HAUGEN E - Goalkeeper out
GK	45:00		CAN					30 WATSON C - Goalkeeper out

Goalkeeper Records

Team : NOR - Norway

Team : CAN - Canada

No.	Name	SOG	SVS	MIP
81	HAUGEN Erik	14	6	30:00
39	GROELINE Johan	11	5	15:00
30	WATSON Corbin	8	6	45:00
31	LAROCQUE Dominic			

Game Statistics

Team : NOR (red)

Head Coach : HEGDE Espen											Shots on Goal					Time on Ice									
No.	Pos.	Name	Gen	G	A	P	PIM	FO+	FO-	FO+/-	FO%	1	2	3	OT	TS	+/-	1	2	3	OT	TOT	SHF	AVG	
3	D	PEDERSEN Rolf Einar	M	0	0	0	4	0	0	0	0.00	0	0	0	0	0	-7	0:00	0:00	0:00		0:00	0	0:00	
9	F	VAERNES Morten	M	0	1	1	0	0	1	-1	0.00	0	0	0	0	0	-3	0:00	0:00	0:00		0:00	0	0:00	
20	D	HAMRE Martin +A (BP)	M	0	0	0	2	0	0	0	0.00	0	1	0	1	1	-6	0:00	0:00	0:00		0:00	0	0:00	
71	F	OISETH Ola	M	1	0	1	0	7	12	-5	36.84	1	1	1	3	3	-2	0:00	0:00	0:00		0:00	0	0:00	
77	F	AANEKRE Torstein	M	0	0	0	0	0	0	0	0.00	0	0	0	0	0	-3	0:00	0:00	0:00		0:00	0	0:00	
10	F	RIVERA Tor Joakim	M	0	0	0	0	3	5	-2	37.50	0	0	0	0	0	-3	0:00	0:00	0:00		0:00	0	0:00	
16	D	NORDSTOGA Knut Andre +A	M	0	1	1	0	0	0	0	0.00	0	0	0	0	0	-5	0:00	0:00	0:00		0:00	0	0:00	
17	F	SOLBERG Loyd Remi +C	M	0	1	1	0	0	0	0	0.00	0	0	0	0	0	-4	0:00	0:00	0:00		0:00	0	0:00	
22	D	BAKKE Audun	M	1	0	1	0	2	0	2	100.00	1	0	3	4	4	-6	0:00	0:00	0:00		0:00	0	0:00	
35	F	GROESFJELD Martin	M	0	0	0	0	0	0	0	0.00	0	0	0	0	0	-2	0:00	0:00	0:00		0:00	0	0:00	
6	F	KIRSTISTUEN Emil	M	0	0	0	0	0	0	0	0.00	0	0	0	0	0	-7	0:00	0:00	0:00		0:00	0	0:00	
25	D	SUNDT Andreas	M	0	0	0	0	0	1	-1	0.00	0	0	0	0	0	-5	0:00	0:00	0:00		0:00	0	0:00	
29	F	SCHROEDER Lena	F	0	0	0	0	3	6	-3	33.33	0	0	0	0	0	-7	0:00	0:00	0:00		0:00	0	0:00	
39	GK	GROELINE Johan	M	0	0	0	0					0	0	0	0	0									
81	GK	HAUGEN Erik	M	0	0	0	0					0	0	0	0	0									
Total				2	3	5	6	15	25	-10	37.50	2	2	4	8										

Team : CAN (white)

Head Coach : BABEY Ken											Shots on Goal					Time on Ice									
No.	Pos.	Name	Gen	G	A	P	PIM	FO+	FO-	FO+/-	FO%	1	2	3	OT	TS	+/-	1	2	3	OT	TOT	SHF	AVG	
5	D	HENRY Tyrone	M	0	1	1	0	0	0	0	0.00	0	0	1	1	1	+3	0:00	0:00	0:00		0:00	0	0:00	
7	F	LAVIN Zach	M	1	3	4	0	0	0	0	0.00	0	1	1	2	2	+6	0:00	0:00	0:00		0:00	0	0:00	
8	F	McGREGOR Tyler +C	M	3	3	6	0	0	0	0	0.00	2	3	0	5	5	+7	0:00	0:00	0:00		0:00	0	0:00	
12	F	WESTLAKE Greg	M	1	1	2	0	9	4	5	69.23	2	0	0	2	2	+5	0:00	0:00	0:00		0:00	0	0:00	
23	D	HICKEY Liam +A (BP)	M	2	3	5	0	0	0	0	0.00	1	2	0	3	3	+7	0:00	0:00	0:00		0:00	0	0:00	
2	D	CRANE Rod	M	1	0	1	0	0	0	0	0.00	0	1	0	1	1	+5	0:00	0:00	0:00		0:00	0	0:00	
6	D	ARMSTRONG Rob	M	0	3	3	0	0	0	0	0.00	0	0	0	0	0	+3	0:00	0:00	0:00		0:00	0	0:00	
18	F	BRIDGES Billy	M	3	2	5	0	11	3	8	78.57	2	2	0	4	4	+6	0:00	0:00	0:00		0:00	0	0:00	
19	F	COZZOLINO Dominic +A	M	1	2	3	0	0	1	-1	0.00	1	0	0	1	1	+6	0:00	0:00	0:00		0:00	0	0:00	
25	D	GEMMELL James	M	0	1	1	2	0	0	0	0.00	0	0	0	0	0	+7	0:00	0:00	0:00		0:00	0	0:00	
9	F	SMITH Corbyn	M	0	1	1	0	5	7	-2	41.67	0	1	0	1	1	+3	0:00	0:00	0:00		0:00	0	0:00	
22	F	RILEY Garrett	M	0	0	0	2	0	0	0	0.00	1	1	0	2	2	+2	0:00	0:00	0:00		0:00	0	0:00	
28	F	LEHOUX Antoine	M	2	0	2	0	0	0	0	0.00	2	0	1	3	3	+1	0:00	0:00	0:00		0:00	0	0:00	
30	GK	WATSON Corbin	M	0	0	0	0					0	0	0	0	0									
31	GK	LAROCQUE Dominic	M	0	0	0	0					0	0	0	0	0									
Total				14	20	34	4	25	15	10	62.50	11	11	3	25										



Group A

R	Team	GP	W	OTW	OTL	L	GDF	GF : GA	PTS
1	USA	2	2	0	0	0	+6	7 : 1	6
2	CAN	2	1	0	0	1	+10	15 : 5	3
3	KOR	2	1	0	0	1	-3	3 : 6	3
4	NOR	2	0	0	0	2	-13	4 : 17	0

	CAN	KOR	NOR	USA
CAN	*****	TUE 30 APR 13:00	14:2	1:3
KOR	TUE 30 APR 13:00	*****	3:2	SUN 28 APR 16:30
NOR	2:14	2:3	*****	TUE 30 APR 16:30
USA	3:1	SUN 28 APR 16:30	TUE 30 APR 16:30	*****

Legend:	
(G) Goals in tournament	* does not count for Plus/minus
+C Captain	A Assists
EQ Equal strength	ET/Res Penalty end time/Result of game
FO% Face-offs won as percentage	FO+ Face-offs won
GA Goals against	GDF Goal difference
GK Goalkeeper	GP Games played
MIP Minutes in play (GK)	No. Jersey number
OTW Overtime wins	P Points
PP1 Power play - 1 player	PPG Power play goals
SHG Shorthanded goals	SOG Shots on goal
TS Total shots	W Wins
	+/- Plus/minus net
	D Defence
	F Female / Forward
	FO+/- Face-offs net
	Gen Gender
	L Losses
	OT Overtime
	PIM Penalties in minutes
	PTS Points
	SVS Saves
	+A Assistant captain
	EA Extra attacker
	FO- Face-offs lost
	G Goals
	GF Goals for
	M Male
	OTL Overtime losses
	Pos. Position
	R Rank
	TPP Time on power play



Shot Chart
NOR - CAN

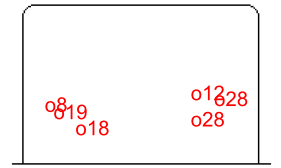
Shots by NOR
Goals (o): 0 SSG (+): 2
SSP (-): 0 SPG (-): 0



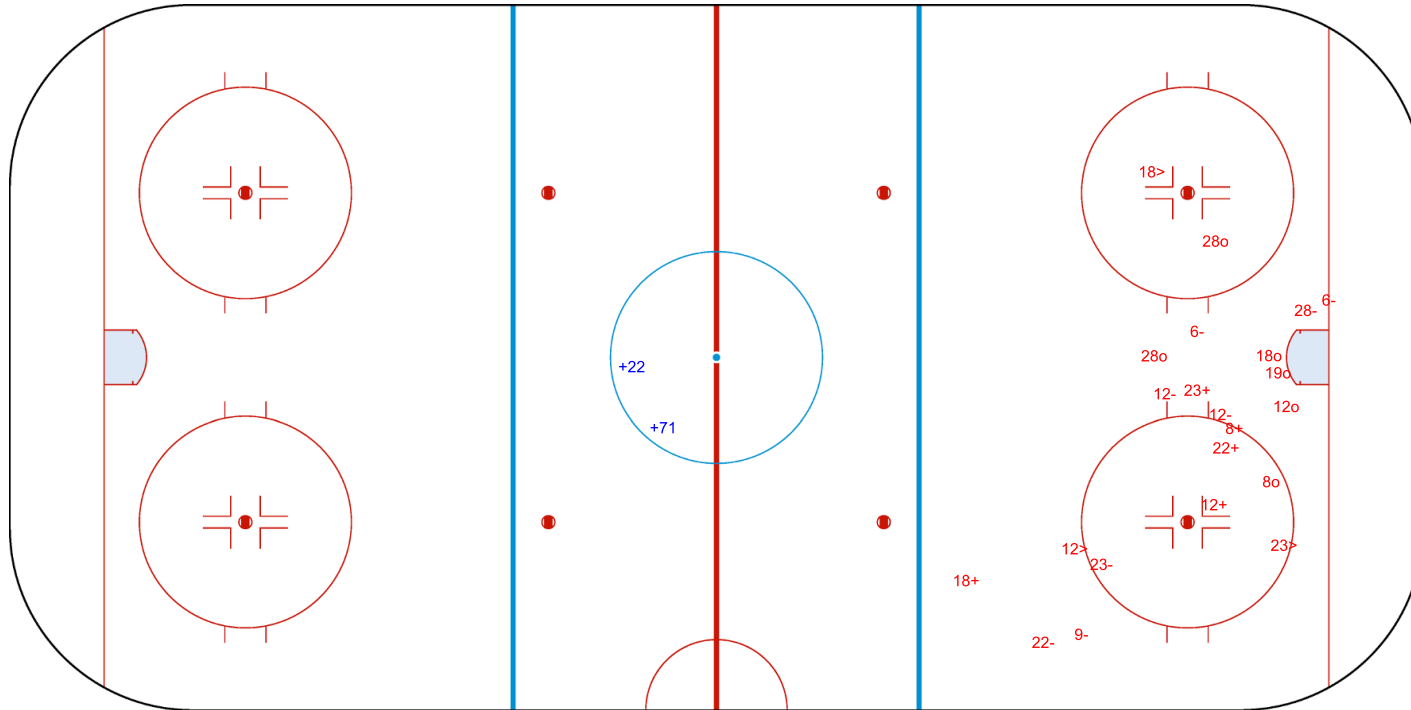
GK 30 of CAN

CAN Period: 1 NOR

Shots by CAN
Goals (o): 6 SSG (+): 5
SSP (>): 3 SPG (-): 8



GK 39 of NOR



Legend:							
GK	Goalkeeper	SPG	Shots past goal	SSG	Shots saved by goalkeeper	SSP	Shots saved by player



Ostravar Arena

SUN 28 APR 2019
Start Time 13:00

Ice Hockey

Mixed

Preliminary Round - Group A, Game 6



Shot Chart NOR - CAN

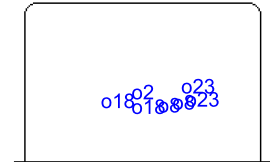
Shots by CAN
Goals (o): 7 SSG (+): 4
SSP (-): 3 SPG (-): 4

NOR → Period: 2 ← CAN


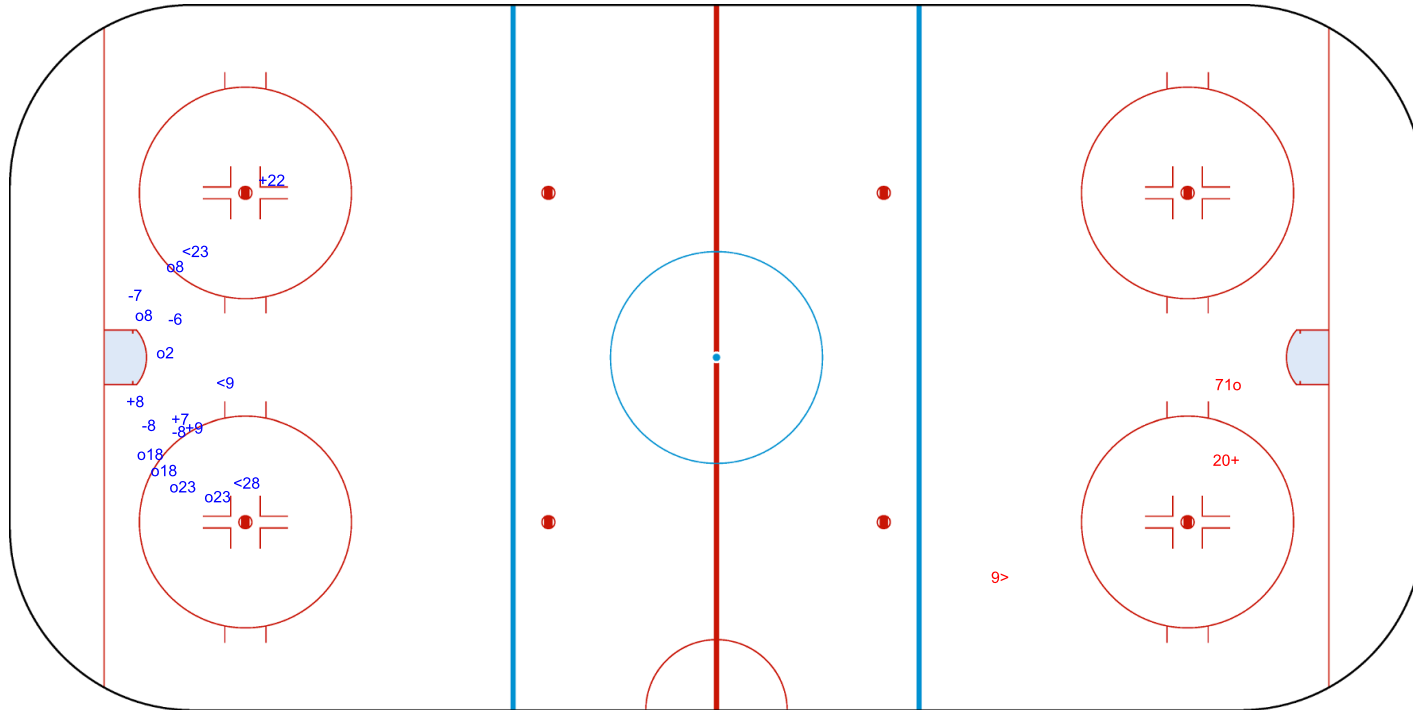
Shots by NOR
Goals (o): 1 SSG (+): 1
SSP (>): 1 SPG (-): 0



GK 39 of NOR



GK 81 of NOR




GK 30 of CAN

Legend:	
GK	Goalkeeper
SPG	Shots past goal
SSG	Shots saved by goalkeeper
SSP	Shots saved by player



Shot Chart
NOR - CAN

Shots by NOR
Goals (o): 1 SSG (+): 3
SSP (<): 1 SPG (-): 5



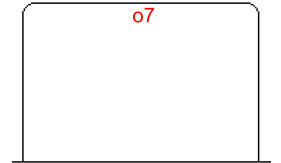
GK 30 of CAN



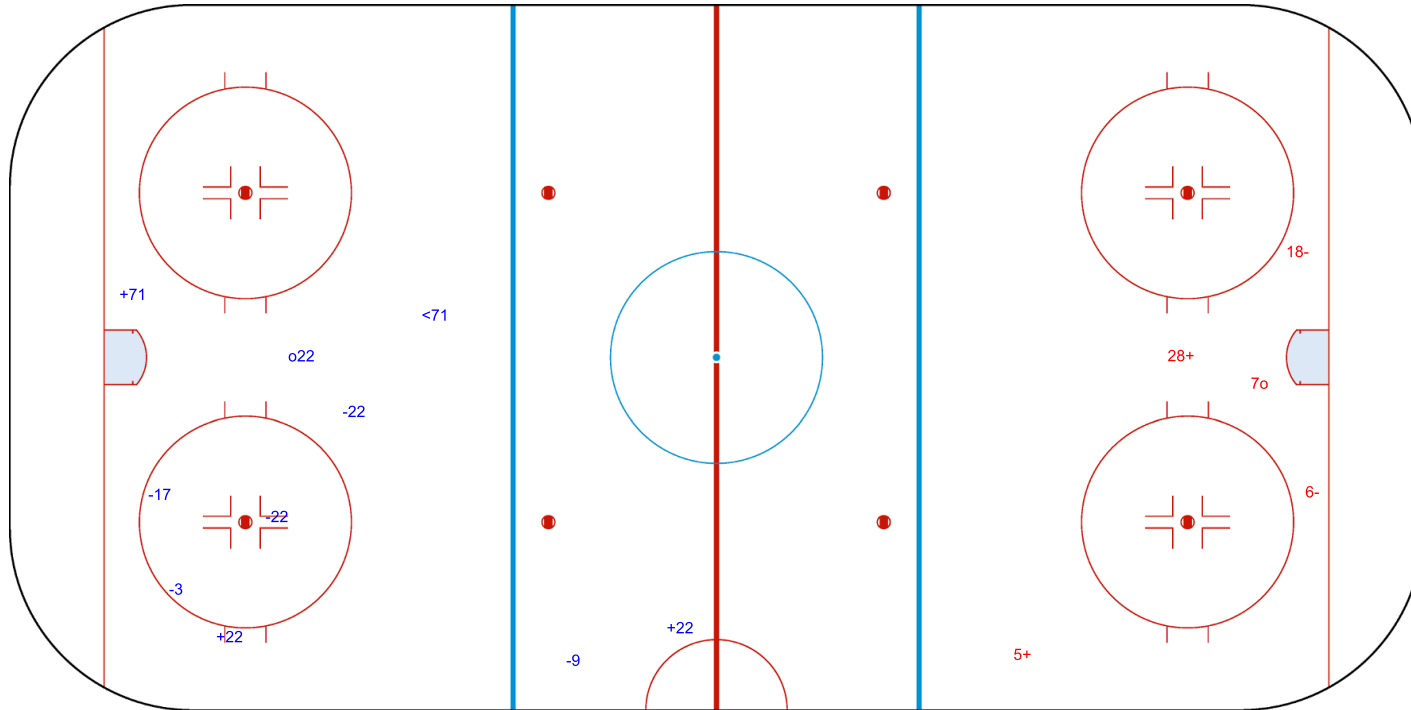
Period: 3



Shots by CAN
Goals (o): 1 SSG (+): 2
SSP (>): 0 SPG (-): 2



GK 81 of NOR



Legend:		
GK	Goalkeeper	
SPG	Shots past goal	
SSG	Shots saved by goalkeeper	
SSP	Shots saved by player	



Face-off Chart
NOR - CAN

PERIOD 1

	NOR		CAN		NOR		CAN		Total wins all zones	
	Def. zone	Att. zone	Neutral zone	Neutral zone	Att. zone	Def. zone	Att. zone	Def. zone	NOR	CAN
	- 10	+ 18	- 71	+ 12					6 / 50%	6 / 50%
	- 71	+ 12	+ 29	- 9						
	- 71	+ 12	- 10	+ 18						
	+ 71	- 12	- 29	+ 9						
			+ 29	- 9						
			+ 71	- 12						
			+ 10	- 18						
			+ 10	- 12						
Total wins / period	1 / 25%	3 / 75%	5 / 63%	3 / 37%						

PERIOD 2

	NOR		CAN		NOR		CAN		Total wins all zones	
	Def. zone	Att. zone	Neutral zone	Neutral zone	Att. zone	Def. zone	Att. zone	Def. zone	NOR	CAN
	+ 22	- 19	- 71	+ 12	- 10	+ 18			4 / 24%	13 / 76%
	- 71	+ 9	- 71	+ 18	+ 71	- 18				
	- 71	+ 18	- 71	+ 12						
	- 29	+ 18	- 25	+ 9						
	+ 10	- 9	- 10	+ 12						
			- 71	+ 18						
			- 29	+ 12						
			- 29	+ 9						
			- 10	+ 18						
			+ 71	- 9						
Total wins / period	2 / 40%	3 / 60%	1 / 10%	9 / 90%	1 / 50%	1 / 50%				

PERIOD 3

	NOR		CAN		NOR		CAN		Total wins all zones	
	Def. zone	Att. zone	Neutral zone	Neutral zone	Att. zone	Def. zone	Att. zone	Def. zone	NOR	CAN
	- 71	+ 18	- 71	+ 12	+ 71	- 9			5 / 45%	6 / 55%
	- 71	+ 9	- 29	+ 18	+ 22	- 18				
			+ 29	- 12	- 29	+ 12				
			+ 71	- 9	- 9	+ 18				
					+ 71	- 9				
Total wins / period	0 / 0%	2 / 100%	2 / 50%	2 / 50%	3 / 60%	2 / 40%				

TOTAL

	NOR		CAN		NOR		CAN		Total wins all zones	
	Def. zone	Att. zone	Neutral zone	Neutral zone	Att. zone	Def. zone	Att. zone	Def. zone	NOR	CAN
Total wins / game	3 / 27%	8 / 73%	8 / 36%	14 / 64%	4 / 57%	3 / 43%			15 / 38%	25 / 62%



HEAD TO HEAD

		CAN								
No.		9	12	18	19	Tot	wins NOR	Dz	Nz	Az
NOR	9			0 - 1		1	0 0%			0 0%
	10	1 - 0	1 - 1	1 - 4		8	3 38%	1 50%	2 40%	0 0%
	22			1 - 0	1 - 0	2	2 100%	1 100%		1 100%
	25	0 - 1				1	0 0%		0 0%	
	29	2 - 2	1 - 2	0 - 2		9	3 33%	0 0%	3 43%	0 0%
	71	4 - 2	2 - 6	1 - 4		19	7 37%	1 14%	3 33%	3 100%
Tot		12	13	14	1	40	15 38%	3 27%	8 36%	4 57%
wins CAN		5 42%	9 69%	11 79%	0 0%	25 62%				
Dz		0 0%	1 100%	2 50%		3 43%				
Nz		3 43%	6 67%	5 83%		14 64%				
Az		2 67%	2 67%	4 100%	0 0%	8 73%				

Legend:									
Az	Attacking zone	Dz	Defending zone	No.	Jersey number	Nz	Neutral zone	Tot	Total face-offs played



Game Roster

USA - KOR

Referee

GRUMSEN Jacob (DEN)

Linesmen

LI Lintai (CHN) , LUNDEN Andreas (SWE)

Goalkeepers

Team: USA

No.	Name	Gen	GP	MIP	GA	SVS	SOG	SVS%	GAA
32	LEE Jen	M	1	00:00	0	0	0	0.00	0.00
34	CASH Steve	M	1	45:00	1	10	11	90.91	1.00

Team Roster

Team: USA (blue)

No.	Pos.	Name	Gen	GP	G	A	PTS	PIM	+/-
3	D	DEQUEBEC Ralph	M	1	0	0	0	0	0
4	F	ROYBAL Brody	M	1	0	0	0	2	+1
7	D	GOOLEY Colin	M	1	0	0	0	0	+1
8	D	WALLACE Jack	M	1	0	0	0	2	0
9	F	DODSON Travis	M	1	0	0	0	0	0
13	F	McDERMOTT Luke	M	1	0	0	0	0	0
15	F	ZYCH Kyle	M	1	0	0	0	0	+1
16	F	FARMER Declan	M	1	2	0	2	0	+3
17	D	DOUGLAS Christopher	M	1	0	1	1	0	0
22	F	GROVE Noah	M	1	1	0	1	0	+1
23	F	ROMAN Rico	M	1	0	0	0	0	0
27	D	PAULS Josh	M	1	0	0	0	0	+2
32	GK	LEE Jen	M	1	0	0	0	0	
34	GK	CASH Steve	M	1	0	0	0	0	
40	F	HARGIS Josh	M	1	0	0	0	2	-1
88	F	McKEE Kevin	M	0	0	0	0	0	0

Head Coach: HOFF David

Team: KOR

No.	Name	Gen	GP	MIP	GA	SVS	SOG	SVS%	GAA
31	YU Man Gyun	M	1	00:00	0	0	0	0.00	0.00
32	LEE Jae Woong	M	1	45:00	2	5	7	71.43	2.00

Team: KOR (white)

No.	Pos.	Name	Gen	GP	G	A	PTS	PIM	+/-
1	F	LEE Jun Yong	M	0	0	0	0	0	0
3	F	RYU Jee Hyun	M	1	0	0	0	0	0
9	D	CHOI Kwang Hyouk	M	1	0	0	0	0	0
10	D	CHO Young Jae	M	1	0	0	0	0	0
12	D	KIM Young Sung	M	1	0	0	0	0	0
14	F	JUNG Seung Hwan	M	1	0	1	1	0	0
20	D	JANG Dong Shin	M	1	0	1	1	2	0
21	F	LEE Ju Seung	M	1	0	1	1	0	0
24	F	KIM Inkyum	M	0	0	0	0	0	0
26	F	KIM Dea Jung	M	1	0	0	0	0	0
27	F	CHO Byeong Seok	M	1	1	1	2	2	0
28	F	LEE Jong Kyung	M	1	1	1	2	2	0
31	GK	YU Man Gyun	M	1	0	0	0	0	
32	GK	LEE Jae Woong	M	1	0	0	0	0	
51	F	KIM Sanglak	M	1	0	0	0	0	0
55	F	JANG Jong Ho	M	1	0	0	0	0	0
97	D	CHOI Si Woo	M	1	1	0	1	2	0

Head Coach: PARK Hyun Wook

Legend:			
A	Assists	D	Defence
GA	Goals against	GAA	Goals against as average per 45 minutes
GP	Games played	M	Male
PIM	Penalties in minutes	Pos.	Position
SVS	Saves	SVS%	Saves in percentage
		F	Forward
		Gen	Gender
		MIP	Minutes and seconds played
		PTS	Points
		+/-	Plus/minus net
		G	Goals
		GK	Goalkeeper
		No.	Jersey number
		SOG	Shots on goal



Line-ups

USA - KOR

Referee

GRUMSEN Jacob (DEN)

Linesmen

LI Lintai (CHN) , LUNDEN Andreas (SWE)

Goalkeepers

Team: USA

No.	Name	Gen
32	LEE Jen	M
34	CASH Steve	M

Team: KOR

No.	Name	Gen
31	YU Man Gyun	M
32	LEE Jae Woong	M

Team Line-ups

Team: USA (blue)

No.	Pos.	Name	Gen
3	D	DEQUEBEC Ralph	M
8	D	WALLACE Jack	M
4	F	ROYBAL Brody	M
40	F	HARGIS Josh	M
88	F	McKEE Kevin	M
17	D	DOUGLAS Christopher	M
27	D	PAULS Josh +C	M
9	F	DODSON Travis	M
13	F	McDERMOTT Luke	M
23	F	ROMAN Rico +A	M
15	F	ZYCH Kyle	M
16	F	FARMER Declan +A	M
22	F	GROVE Noah	M

Team: KOR (white)

No.	Pos.	Name	Gen
10	D	CHO Young Jae +A	M
12	D	KIM Young Sung	M
97	D	CHOI Si Woo	M
21	F	LEE Ju Seung	M
55	F	JANG Jong Ho +C	M
9	D	CHOI Kwang Hyouk	M
20	D	JANG Dong Shin	M
3	F	RYU Jee Hyun	M
14	F	JUNG Seung Hwan	M
28	F	LEE Jong Kyung	M
1	F	LEE Jun Yong	M
24	F	KIM Inkyum	M
26	F	KIM Dea Jung	M

Head Coach: HOFF David

Head Coach: PARK Hyun Wook

NOT DRESSED:

7	D	GOOLEY Colin	M
---	---	--------------	---

NOT DRESSED:

27	F	CHO Byeong Seok	M
51	F	KIM Sanglak	M

Legend:			
D	Defence	F	Forward
No.	Jersey number	Pos.	Position
		Gen	Gender
		+A	Assistant captain
		M	Male
		+C	Captain



Graphical Line-ups

USA - KOR

Referee

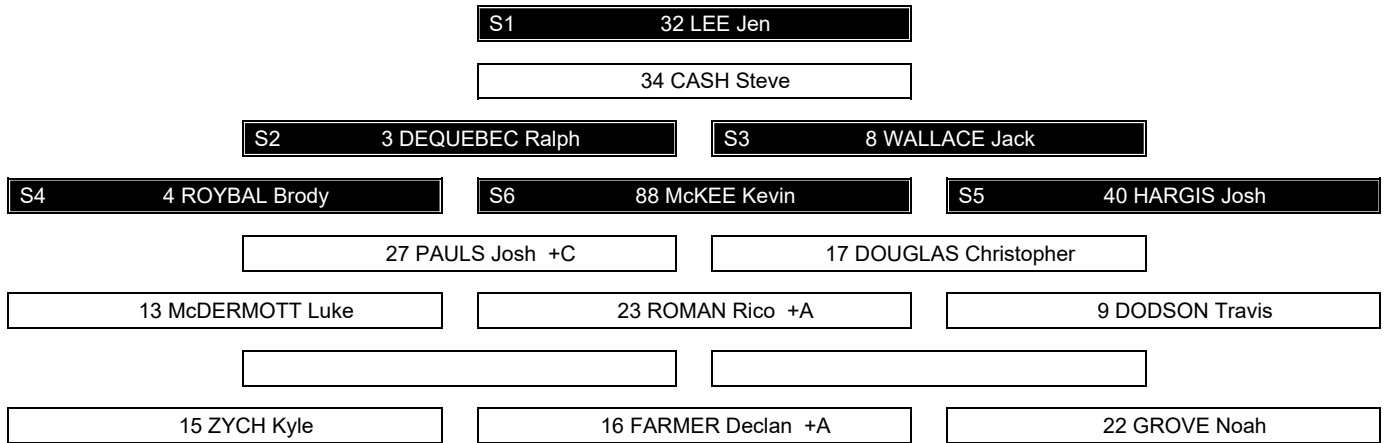
GRUMSEN Jacob (DEN)

Linesmen

LI Lintai (CHN) , LUNDEN Andreas (SWE)

Team: USA - USA (blue)

Head Coach: HOFF David



Team: KOR - Korea (white)

Head Coach: PARK Hyun Wook



Legend:			
Sn	Starting position	+A	Assistant captain
		+C	Captain



Game Summary

USA - KOR 4 - 0 (2 - 0 , 1 - 0 , 1 - 0)

Spectators	Referee	Linesmen
1513	GRUMSEN Jacob (DEN)	LI Lintai (CHN) , LUNDEN Andreas (SWE)

Team Statistics

Period	Score	SVS	SOG	PIM	TPP	PPG	SHG
1	2 : 0	2 : 4	6 : 2	2 : 4	02:08 : 02:00	1 : 0	1 : 0
2	1 : 0	0 : 8	9 : 0	2 : 0	00:02 : 02:00	0 : 0	1 : 0
3	1 : 0	1 : 6	7 : 1	2 : 0	00:00 : 02:00	0 : 0	0 : 0
Total	4 : 0	3 : 18	22 : 3	6 : 4	02:10 : 06:00	1 : 0	2 : 0

1st Period

Action	Time	ET/Res	Team	Type	No.	Name	(G) Name of Assistant(s) / Action Description
GK	00:00		USA		32	LEE J	- Goalkeeper in
GK	00:00		KOR		31	YU MG	- Goalkeeper in
Penalty	03:20	03:30	KOR	2 min.	21	LEE JS	- Holding an opponent
Goal	03:30	1 : 0	USA	PP1	8	WALLACE J	(1) 27 PAULS J On Ice USA 32 4 8 15 16 27 * KOR 31 9 14 20 28
Penalty	09:32	11:31	USA	2 min.	40	HARGIS J	- Interference / start serving at 09:31
Goal	11:27	2 : 0	USA	SH1	4	ROYBAL B	(1) 16 FARMER D On Ice USA 32 3 4 8 16 KOR 31 10 12 21 55 97
Penalty	13:02	15:02	KOR	2 min.	21	LEE JS	- Delaying the Game

2nd Period

Action	Time	ET/Res	Team	Type	No.	Name	(G) Name of Assistant(s) / Action Description
Penalty	19:26	21:26	USA	2 min.	40	HARGIS J	- Elbowing
Goal	21:05	3 : 0	USA	SH1	16	FARMER D	(3) 27 PAULS J On Ice USA 32 4 16 17 27 4 ROYBAL B KOR 31 3 10 12 55 97

3rd Period

Action	Time	ET/Res	Team	Type	No.	Name	(G) Name of Assistant(s) / Action Description
Goal	34:39	4 : 0	USA	EQ	22	GROVE N	(2) 27 PAULS J On Ice USA 32 15 16 17 22 27 17 DOUGLAS C KOR 31 10 12 21 55 97
Penalty	35:00	37:00	USA	2 min.	40	HARGIS J	- Teeing
Time-out	42:15		KOR				
GK	45:00		USA				32 LEE J - Goalkeeper out
GK	45:00		KOR				31 YU MG - Goalkeeper out

Goalkeeper Records

Team : USA - USA

No.	Name	SOG	SVS	MIP
32	LEE Jen	3	3	45:00
34	CASH Steve			

Team : KOR - Korea

No.	Name	SOG	SVS	MIP
31	YU Man Gyun	22	18	45:00
32	LEE Jae Woong			

Game Statistics

Team : USA (blue)																								
Head Coach : HOFF David										Shots on Goal					Time on Ice									
No.	Pos.	Name	Gen	G	A	P	PIM	FO+	FO-	FO+/-	FO%	1	2	3	OT	TS	+/-	1	2	3	OT	TOT	SHF	AVG
3	D	DEQUEBEC Ralph	M	0	0	0	0	0	0	0	0.00	0	0	1	1	+1	0:00	0:00	0:00		0:00	0	0:00	
4	F	ROYBAL Brody	M	1	1	2	0	0	0	0	0.00	1	0	0	1	+2	0:00	0:00	0:00		0:00	0	0:00	
8	D	WALLACE Jack	M	1	0	1	0	0	0	0	0.00	1	0	0	1	+1	0:00	0:00	0:00		0:00	0	0:00	
40	F	HARGIS Josh	M	0	0	0	6	7	4	3	63.64	0	0	1	1	0	0:00	0:00	0:00		0:00	0	0:00	
88	F	McKEE Kevin	M	0	0	0	0	1	0	1	100.00	1	0	0	1	0	0:00	0:00	0:00		0:00	0	0:00	
9	F	DODSON Travis	M	0	0	0	0	0	0	0	0.00	1	1	0	2	0	0:00	0:00	0:00		0:00	0	0:00	
13	F	McDERMOTT Luke	M	0	0	0	0	0	0	0	0.00	0	0	1	1	0	0:00	0:00	0:00		0:00	0	0:00	
17	D	DOUGLAS Christopher	M	0	1	1	0	0	0	0	0.00	0	0	0	0	+2	0:00	0:00	0:00		0:00	0	0:00	
23	F	ROMAN Rico +A	M	0	0	0	0	5	5	0	50.00	0	2	1	3	0	0:00	0:00	0:00		0:00	0	0:00	
27	D	PAULS Josh +C (BP)	M	0	3	3	0	0	0	0	0.00	0	1	0	1	+2	0:00	0:00	0:00		0:00	0	0:00	



SUN 28 APR 2019

Start Time 16:30
End Time 18:17

Preliminary Round - Group A, Game 7



Head Coach : HOFF David										Shots on Goal					Time on Ice									
No.	Pos.	Name	Gen	G	A	P	PIM	FO+	FO-	FO+/-	FO%	1	2	3	OT	TS	+/-	1	2	3	OT	TOT	SHF	AVG
15	F	ZYCH Kyle	M	0	0	0	0	0	0	0	0.00	1	1	0		2	+1	0:00	0:00	0:00		0:00	0	0:00
16	F	FARMER Declan +A	M	1	1	2	0	11	2	9	84.62	1	4	2		7	+3	0:00	0:00	0:00		0:00	0	0:00
22	F	GROVE Noah	M	1	0	1	0	0	1	-1	0.00	0	0	1		1	+1	0:00	0:00	0:00		0:00	0	0:00
32	GK	LEE Jen	M	0	0	0	0					0	0	0		0								
34	GK	CASH Steve	M	0	0	0	0					0	0	0		0								
Total				4	6	10	6	24	12	12	66.67	6	9	7		22								

Team : KOR (white)																								
Head Coach : PARK Hyun Wook										Shots on Goal					Time on Ice									
No.	Pos.	Name	Gen	G	A	P	PIM	FO+	FO-	FO+/-	FO%	1	2	3	OT	TS	+/-	1	2	3	OT	TOT	SHF	AVG
10	D	CHO Young Jae +A	M	0	0	0	0	0	0	0	0.00	0	0	0		0	-3	0:00	0:00	0:00		0:00	0	0:00
12	D	KIM Young Sung	M	0	0	0	0	0	0	0	0.00	1	0	0		1	-3	0:00	0:00	0:00		0:00	0	0:00
21	F	LEE Ju Seung	M	0	0	0	4	1	0	1	100.00	0	0	0		0	-2	0:00	0:00	0:00		0:00	0	0:00
55	F	JANG Jong Ho +C	M	0	0	0	0	4	9	-5	30.77	0	0	0		0	-3	0:00	0:00	0:00		0:00	0	0:00
97	D	CHOI Si Woo	M	0	0	0	0	0	0	0	0.00	0	0	0		0	-3	0:00	0:00	0:00		0:00	0	0:00
3	F	RYU Jee Hyun	M	0	0	0	0	6	10	-4	37.50	0	0	0		0	-1	0:00	0:00	0:00		0:00	0	0:00
9	D	CHOI Kwang Hyouk	M	0	0	0	0	0	0	0	0.00	0	0	0		0	0	0:00	0:00	0:00		0:00	0	0:00
14	F	JUNG Seung Hwan	M	0	0	0	0	0	0	0	0.00	1	0	1		2	0	0:00	0:00	0:00		0:00	0	0:00
20	D	JANG Dong Shin	M	0	0	0	0	0	0	0	0.00	0	0	0		0	0	0:00	0:00	0:00		0:00	0	0:00
28	F	LEE Jong Kyung (BP)	M	0	0	0	0	1	5	-4	16.67	0	0	0		0	0	0:00	0:00	0:00		0:00	0	0:00
1	F	LEE Jun Yong	M	0	0	0	0	0	0	0	0.00	0	0	0		0	0	0:00	0:00	0:00		0:00	0	0:00
24	F	KIM Inkyum	M	0	0	0	0	0	0	0	0.00	0	0	0		0	0	0:00	0:00	0:00		0:00	0	0:00
26	F	KIM Dea Jung	M	0	0	0	0	0	0	0	0.00	0	0	0		0	0	0:00	0:00	0:00		0:00	0	0:00
31	GK	YU Man Gyun	M	0	0	0	0					0	0	0		0								
32	GK	LEE Jae Woong	M	0	0	0	0					0	0	0		0								
Total				0	0	0	4	12	24	-12	33.33	2	0	1		3								

Group A

R	Team	GP	W	OTW	OTL	L	GDF	GF : GA	PTS
1	USA	2	2	0	0	0	+6	7 : 1	6
2	CAN	2	1	0	0	1	+10	15 : 5	3
3	KOR	2	1	0	0	1	-3	3 : 6	3
4	NOR	2	0	0	0	2	-13	4 : 17	0

	CAN	KOR	NOR	USA
CAN	*****	TUE 30 APR 13:00	14:2	1:3
KOR	TUE 30 APR 13:00	*****	3:2	0:4
NOR	2:14	2:3	*****	TUE 30 APR 16:30
USA	3:1	4:0	TUE 30 APR 16:30	*****

Legend:			
(G)	Goals in tournament	*	does not count for Plus/minus
+C	Captain	A	Assists
ET/Res	Penalty end time/Result of game	F	Forward
FO+	Face-offs won	FO+/-	Face-offs net
GDF	Goal difference	Gen	Gender
GP	Games played	L	Losses
No.	Jersey number	OT	Overtime
P	Points	PIM	Penalties in minutes
PPG	Power play goals	PTS	Points
SHG	Shorthanded goals	SOG	Shots on goal
TS	Total shots	W	Wins
		+/-	Plus/minus net
		D	Defence
		FO-	Face-offs lost
		G	Goals
		GF	Goals for
		M	Male
		OTL	Overtime losses
		Pos.	Position
		R	Rank
		SVS	Saves
		+A	Assistant captain
		EQ	Equal strength
		FO%	Face-offs won as percentage
		GA	Goals against
		GK	Goalkeeper
		MIP	Minutes in play (GK)
		OTW	Overtime wins
		PP1	Power play - 1 player
		SH1	Shorthanded - 1 player
		TPP	Time on power play



Ostravar Arena

SUN 28 APR 2019
Start Time 16:30

Ice Hockey

Mixed

Preliminary Round - Group A, Game 7



Shot Chart USA - KOR

Shots by KOR
Goals (o): 0 SSG (+): 2
SSP (-): 1 SPG (-): 0



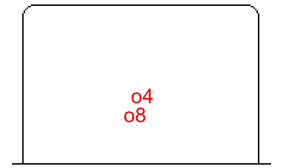
GK 32 of USA



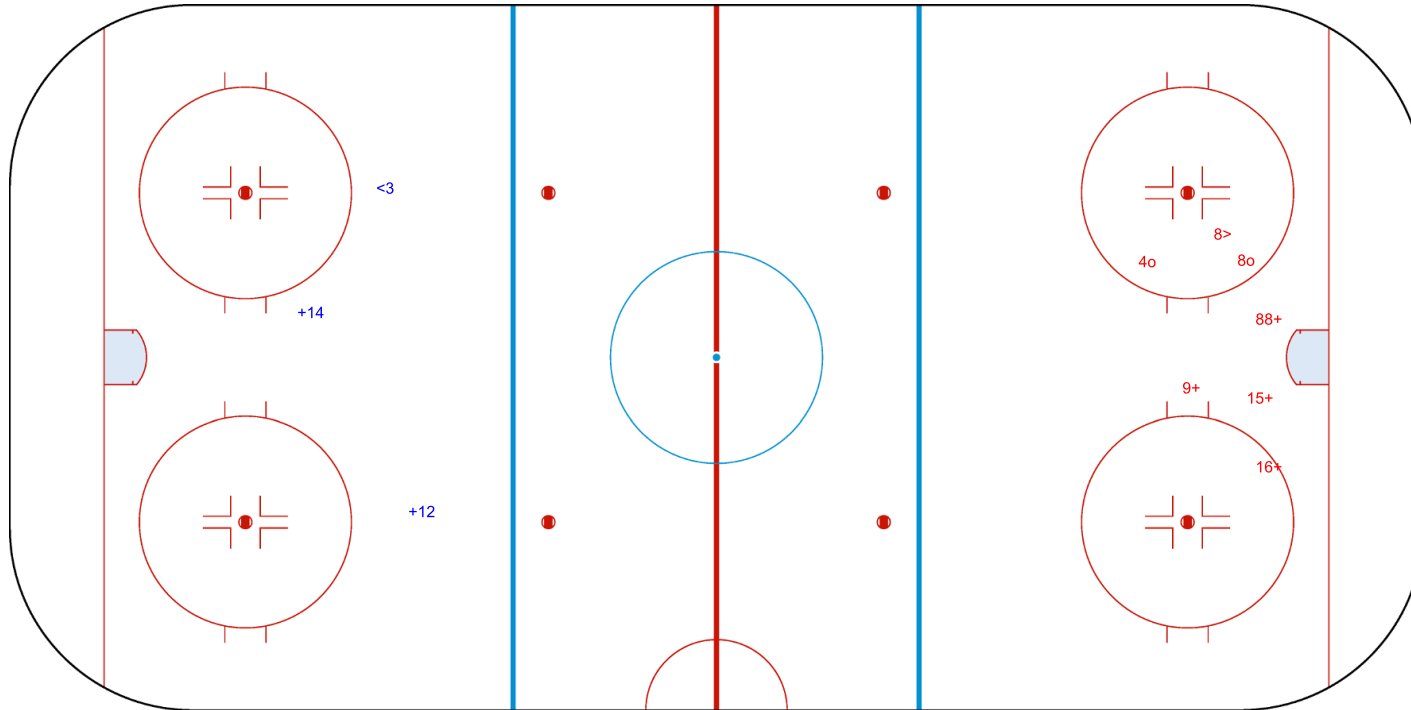
Period: 1



Shots by USA
Goals (o): 2 SSG (+): 4
SSP (>): 1 SPG (-): 0



GK 31 of KOR



Legend:	
GK	Goalkeeper
SPG	Shots past goal
SSG	Shots saved by goalkeeper
SSP	Shots saved by player



Ostravar Arena

SUN 28 APR 2019
Start Time 16:30

Ice Hockey

Mixed

Preliminary Round - Group A, Game 7



Shot Chart USA - KOR



Period: 2



Shots by USA

Goals (o): 1 SSG (+): 8
SSP (-): 3 SPG (-): 5



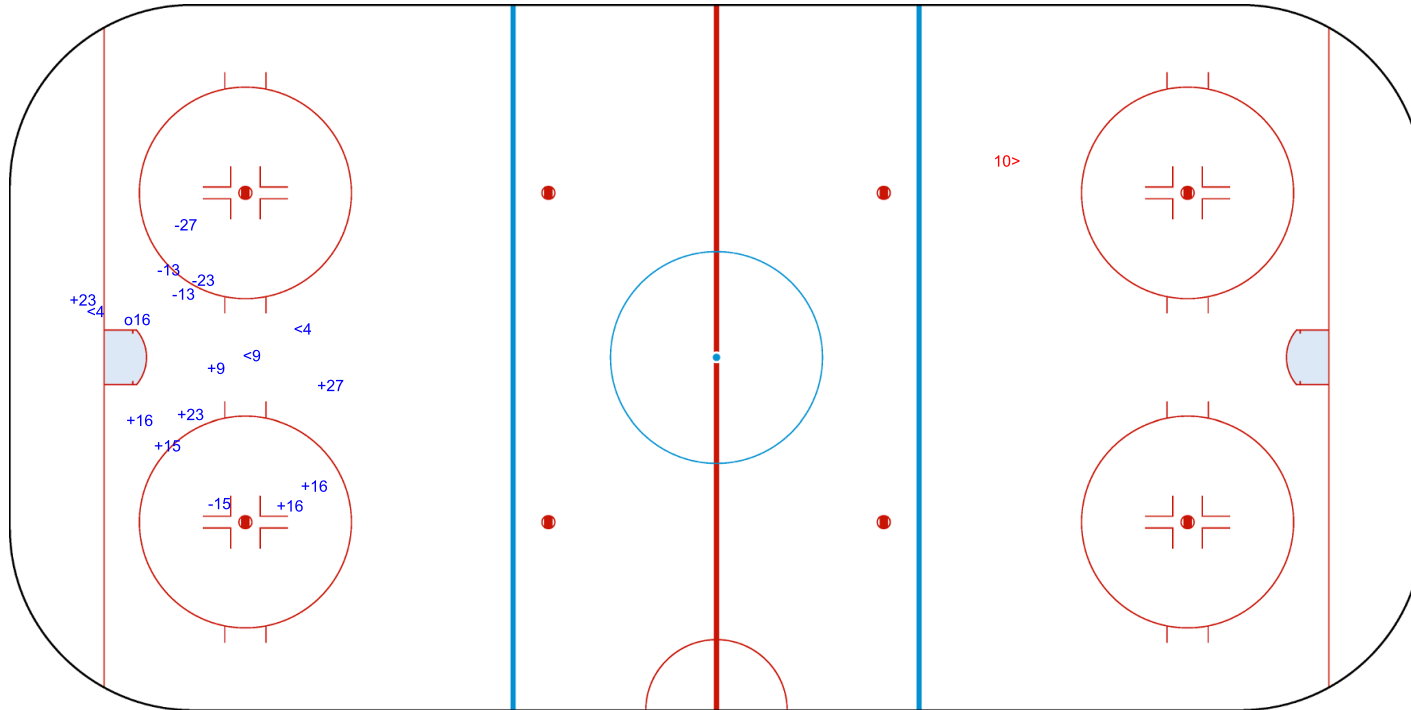
GK 31 of KOR

Shots by KOR

Goals (o): 0 SSG (+): 0
SSP (>): 1 SPG (-): 0



GK 32 of USA



Legend:	
GK	Goalkeeper
SPG	Shots past goal
SSG	Shots saved by goalkeeper
SSP	Shots saved by player



Shot Chart
USA - KOR

Shots by KOR
Goals (o): 0 SSG (+): 1
SSP (-): 0 SPG (-): 0



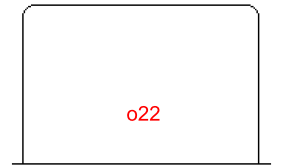
GK 32 of USA



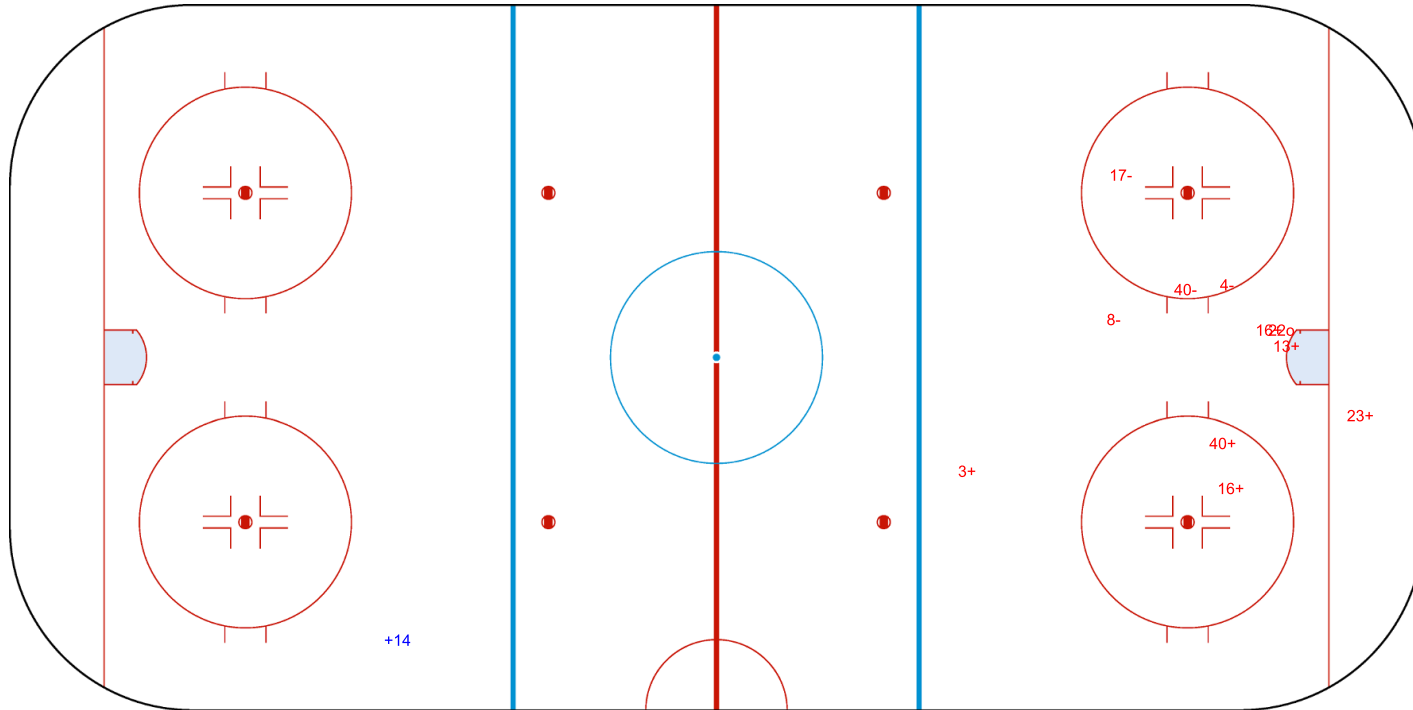
Period: 3



Shots by USA
Goals (o): 1 SSG (+): 6
SSP (>): 0 SPG (-): 4



GK 31 of KOR



Legend:	
GK	Goalkeeper
SPG	Shots past goal
SSG	Shots saved by goalkeeper
SSP	Shots saved by player



Face-off Chart
USA - KOR

PERIOD 1

	USA		KOR		USA		KOR		Total wins all zones	
	Def. zone	Att. zone	Neutral zone	Neutral zone	Att. zone	Def. zone	Att. zone	Def. zone	USA	KOR
	+ 40	- 3	+ 40	- 55	+ 16	- 28			9 / 64%	5 / 36%
	- 40	+ 55	- 23	+ 28	+ 40	- 3				
	- 23	+ 3	+ 40	- 55	+ 16	- 3				
			+ 88	- 28	- 23	+ 55				
			+ 16	- 3	+ 16	- 28				
			- 16	+ 55						
Total wins / period	1 / 33%	2 / 67%	4 / 67%	2 / 33%	4 / 80%	1 / 20%				

PERIOD 2

	USA		KOR		USA		KOR		Total wins all zones	
	Def. zone	Att. zone	Neutral zone	Neutral zone	Att. zone	Def. zone	Att. zone	Def. zone	USA	KOR
	+ 16	- 55	+ 40	- 55	+ 16	- 3			10 / 83%	2 / 17%
			- 40	+ 3	+ 23	- 55				
			+ 23	- 28	+ 40	- 3				
					+ 23	- 3				
					+ 16	- 55				
					- 23	+ 21				
					+ 16	- 3				
					+ 16	- 3				
Total wins / period	1 / 100%	0 / 0%	2 / 67%	1 / 33%	7 / 88%	1 / 12%				

PERIOD 3

	USA		KOR		USA		KOR		Total wins all zones	
	Def. zone	Att. zone	Neutral zone	Neutral zone	Att. zone	Def. zone	Att. zone	Def. zone	USA	KOR
	+ 16	- 3	+ 40	- 55	- 22	+ 3			5 / 50%	5 / 50%
			- 40	+ 3	+ 16	- 28				
			+ 23	- 55	- 40	+ 3				
			- 23	+ 55	+ 23	- 55				
					- 16	+ 3				
Total wins / period	1 / 100%	0 / 0%	2 / 50%	2 / 50%	2 / 40%	3 / 60%				

TOTAL

	USA		KOR		USA		KOR		Total wins all zones	
	Def. zone	Att. zone	Neutral zone	Neutral zone	Att. zone	Def. zone	Att. zone	Def. zone	USA	KOR
Total wins / game	3 / 60%	2 / 40%	8 / 62%	5 / 38%	13 / 72%	5 / 28%			24 / 67%	12 / 33%



HEAD TO HEAD

		KOR				Tot	wins USA	Dz	Nz	Az
No.	3	21	28	55						
USA	16	6 - 1		3 - 0	2 - 1	13	11 85%	2 100%	1 50%	8 89%
	22	0 - 1				1	0 0%			0 0%
	23	1 - 1	0 - 1	1 - 1	3 - 2	10	5 50%	0 0%	2 50%	3 60%
	40	3 - 3			4 - 1	11	7 64%	1 50%	4 67%	2 67%
	88			1 - 0		1	1 100%		1 100%	
	Tot	16	1	6	13	36	24 67%	3 60%	8 62%	13 72%
wins KOR	6 38%	1 100%	1 17%	4 31%	12 33%					
Dz	3 30%	1 100%	0 0%	1 25%	5 28%					
Nz	2 67%		1 33%	2 29%	5 38%					
Az	1 33%			1 50%	2 40%					

Legend:									
Az	Attacking zone	Dz	Defending zone	No.	Jersey number	Nz	Neutral zone	Tot	Total face-offs played



Game Roster

SWE - CZE

Referee

WEBINGER Kevin (CAN)

Linesmen

FERGENBAUM Matt (CAN) , NITTYLA Lari (FIN)

Goalkeepers

Team: SWE

No.	Name	Gen	GP	MIP	GA	SVS	SOG	SVS%	GAA
5	NILSSON Ulf	M	1	00:00	0	0	0	0.00	0.00
84	NEJMAN Andreas	M	1	45:00	4	19	23	82.61	4.00

Team Roster

Team: SWE (yellow)

No.	Pos.	Name	Gen	GP	G	A	PTS	PIM	+/-
3	D	INGVARSSON Niklas	M	1	0	0	0	0	-4
5	GK	NILSSON Ulf	M	1	0	0	0	0	
6	D	NILSSON Peter	M	1	0	0	0	0	-4
14	F	PETTERSSON Johnny	M	1	0	0	0	0	-1
15	F	HEDBERG Christian	M	1	0	0	0	0	0
17	F	CEDERSTAM Daniel	M	1	0	0	0	0	-3
20	F	RAKOS Niklas	M	1	0	0	0	2	-4
22	D	SIREN Staffan	M	1	0	0	0	0	0
84	GK	NEJMAN Andreas	M	1	0	0	0	0	
93	F	DICKSON GYLLSTEN Maximilian	M	1	0	0	0	0	-4

Head Coach: HARDSTAM Rickard

Team: CZE

No.	Name	Gen	GP	MIP	GA	SVS	SOG	SVS%	GAA
1	KUDELA Martin	M	1	45:00	0	11	11	100.00	0.00
6	VAPENKA Michal	M	1	00:00	0	0	0	0.00	0.00

Team: CZE (red)

No.	Pos.	Name	Gen	GP	G	A	PTS	PIM	+/-
1	GK	KUDELA Martin	M	1	0	0	0	0	0
6	GK	VAPENKA Michal	M	1	0	0	0	0	0
11	F	WAGNER Karel	M	1	0	0	0	0	+3
18	F	NOVOTNY Miroslav	M	1	0	0	0	0	+3
21	D	KVOCH Tomas	M	1	0	1	1	0	+4
24	F	SAFRANEK Zdenek	M	1	2	0	2	2	+2
26	F	KLIMA Zdenek	M	1	0	0	0	0	+1
29	D	KUBES Pavel	M	1	3	0	3	0	+4
65	D	HRBEK Miroslav	M	0	0	0	0	0	0
67	D	DOLEZAL Pavel	M	1	0	1	1	0	+3
69	F	KORINEK Lukas	M	1	0	0	0	0	0
74	F	GEIER Michal	M	1	1	1	2	0	+5
75	F	RAUL Jiri	M	1	0	0	0	0	+1
77	F	PALAT David	M	1	0	1	1	0	+2
82	F	HABL Zdenek	M	1	2	3	5	2	+5
96	F	KRUPICKA Zdenek	M	1	0	0	0	0	+2

Head Coach: BRIZA Jiri

Legend:

A Assists	D Defence	F Forward	G Goals
GA Goals against	GAA Goals against as average per 45 minutes	Gen Gender	GK Goalkeeper
GP Games played	M Male	MIP Minutes and seconds played	No. Jersey number
PIM Penalties in minutes	Pos. Position	PTS Points	SOG Shots on goal
SVS Saves	SVS% Saves in percentage	+/- Plus/minus net	



SUN 28 APR 2019

Start Time 20:00

Preliminary Round - Group B, Game 8



Line-ups

SWE - CZE

Referee

WEBINGER Kevin (CAN)

Linesmen

FERGENBAUM Matt (CAN) , NITTYLA Lari (FIN)

Goalkeepers

Team: SWE

No.	Name	Gen
5	NILSSON Ulf	M
84	NEJMAN Andreas	M

Team Line-ups

Team: SWE (yellow)

No.	Pos.	Name	Gen
3	D	INGVARSSON Niklas +C	M
6	D	NILSSON Peter +A	M
15	F	HEDBERG Christian	M
17	F	CEDERSTAM Daniel	M
93	F	DICKSON GYLLSTEN Maximilian +A	M
22	D	SIREN Staffan	M
14	F	PETTERSSON Johnny	M
20	F	RAKOS Niklas	M

Head Coach: HARDSTAM Rickard

Team: CZE

No.	Name	Gen
6	VAPENKA Michal	M
1	KUDELA Martin	M

Team: CZE (red)

No.	Pos.	Name	Gen
21	D	KVOCH Tomas	M
29	D	KUBES Pavel +A	M
18	F	NOVOTNY Miroslav	M
74	F	GEIER Michal +C	M
82	F	HABL Zdenek +A	M
67	D	DOLEZAL Pavel	M
11	F	WAGNER Karel	M
24	F	SAFRANEK Zdenek	M
26	F	KLIMA Zdenek	M
96	F	KRUPICKA Zdenek	M
69	F	KORINEK Lukas	M
75	F	RAUL Jiri	M
77	F	PALAT David	M

Head Coach: BRIZA Jiri

NOT DRESSED:

65	D	HRBEK Miroslav	M
----	---	----------------	---

Legend:

D	Defence	F	Forward	Gen	Gender	M	Male
No.	Jersey number	Pos.	Position	+A	Assistant captain	+C	Captain



Graphical Line-ups

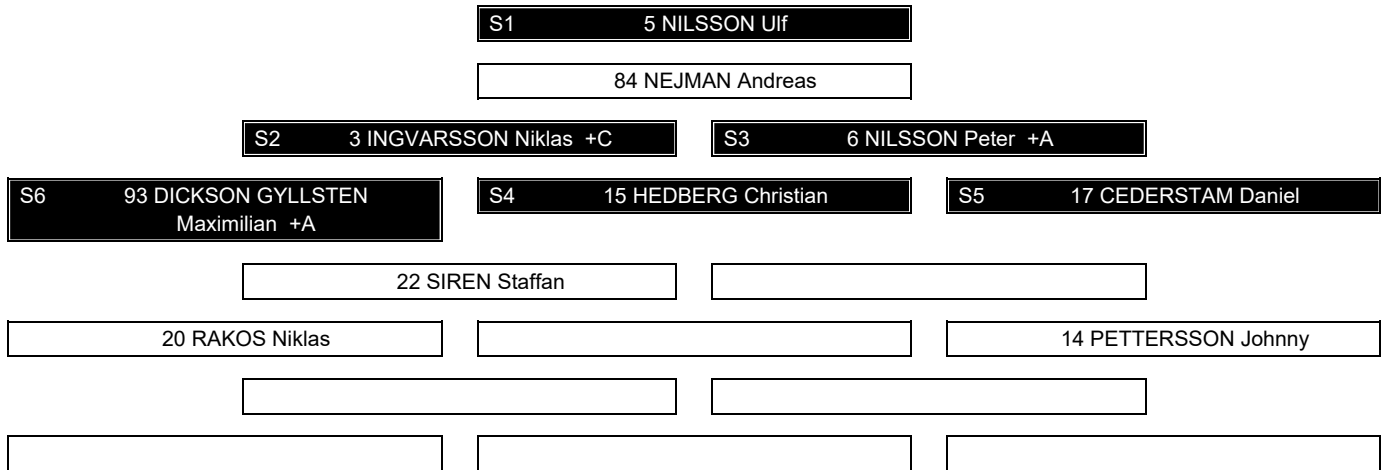
SWE - CZE

Referee
WEBINGER Kevin (CAN)

Linesmen
FERGENBAUM Matt (CAN) , NITTYLA Lari (FIN)

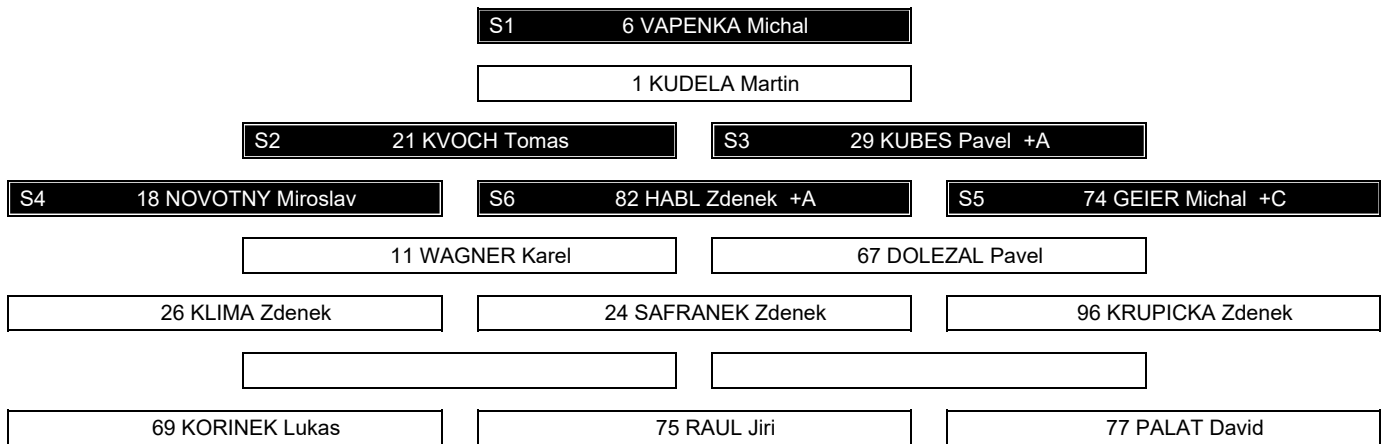
Team: SWE - Sweden (yellow)

Head Coach: HARDSTAM Rickard



Team: CZE - Czech Republic (red)

Head Coach: BRIZA Jiri



Legend:	Sn Starting position	+A Assistant captain	+C Captain
----------------	-----------------------------	-----------------------------	-------------------



Game Summary

SWE - CZE 1 - 6 (1 - 3, 0 - 1, 0 - 2)

Spectators	Referee	Linesmen
4895	WEBINGER Kevin (CAN)	FERGENBAUM Matt (CAN) , NITTYLA Lari (FIN)

Team Statistics

Period	Score	SVS	SOG	PIM	TPP	PPG	SHG
1	1 : 3	8 : 2	3 : 11	4 : 6	00:30 : 00:27	1 : 1	0 : 0
2	0 : 1	6 : 0	0 : 7	4 : 2	01:11 : 01:26	0 : 0	0 : 0
3	0 : 2	4 : 0	0 : 6	0 : 2	02:00 : 00:00	0 : 0	0 : 1
Total	1 : 6	18 : 2	3 : 24	8 : 10	03:41 : 01:53	1 : 1	0 : 1

1st Period

Action	Time	ET/Res	Team	Type	No.	Name	(G) Name of Assistant(s) / Action Description
GK	00:00		SWE		5	NILSSON U	- Goalkeeper in
GK	00:00		CZE		6	VAPENKA M	- Goalkeeper in
Goal	01:34	0 : 1	CZE	EQ	75	RAUL J	(1) 11 WAGNER K On Ice SWE 5 3 6 15 17 20 CZE 6 11 67 69 75 77
Goal	04:03	0 : 2	CZE	EQ	74	GEIER M	(2) 82 HABL Z On Ice SWE 5 3 6 17 20 93 CZE 6 11 18 67 74 82
Penalty	07:15	09:15	SWE	2 min.	15	HEDBERG C	- Roughing
Penalty	07:15	09:15	CZE	2 min.	67	DOLEZAL P	- Teeing
Penalty	10:26	10:41	CZE	2 min.	-	-	- Too Many Men / Served by: 26 KLIMA Z
Goal	10:41	1 : 2	SWE	PP1	3	INGVARSSON N	(1) 93 DICKSON GYLLSTEN On Ice SWE 5 3 6 15 20 93 M CZE 6 11 24 67 96 *
Penalty	13:46	14:13	SWE	2 min.	3	INGVARSSON N	- Tripping
Goal	14:13	1 : 3	CZE	PP1	67	DOLEZAL P	(1) 74 GEIER M On Ice SWE 5 6 15 17 20 82 HABL Z CZE 6 11 67 74 77 82 *
Penalty	14:45	16:45	CZE	2 min.	96	KRUPICKA Z	- Holding an opponent

2nd Period

Action	Time	ET/Res	Team	Type	No.	Name	(G) Name of Assistant(s) / Action Description
Penalty	15:35	17:35	SWE	2 min.	15	HEDBERG C	- Holding an opponent
Goal	19:11	1 : 4	CZE	EQ	96	KRUPICKA Z	(1) 21 KVOCH T On Ice SWE 5 3 6 15 20 93 CZE 6 21 24 26 29 96
Penalty	20:16	22:16	CZE	2 min.	26	KLIMA Z	- Interference
Penalty	20:52	22:52	SWE	2 min.	3	INGVARSSON N	- Teeing

3rd Period

Action	Time	ET/Res	Team	Type	No.	Name	(G) Name of Assistant(s) / Action Description
Goal	39:27	1 : 5	CZE	EQ	82	HABL Z	(3) 21 KVOCH T On Ice SWE 5 3 6 14 15 93 CZE 6 21 67 69 77 82
Penalty	39:41	41:41	CZE	2 min.	11	WAGNER K	- Teeing
Goal	40:49	1 : 6	CZE	SH1	74	GEIER M	(3) 82 HABL Z On Ice SWE 5 3 6 15 17 93 CZE 6 67 74 75 82
GK	45:00		SWE				5 NILSSON U - Goalkeeper out
GK	45:00		CZE				6 VAPENKA M - Goalkeeper out

Goalkeeper Records

Team : SWE - Sweden

No.	Name	SOG	SVS	MIP
5	NILSSON Ulf	24	18	45:00
84	NEJMAN Andreas			

Team : CZE - Czech Republic

No.	Name	SOG	SVS	MIP
6	VAPENKA Michal	3	2	45:00
1	KUDELA Martin			

Game Statistics

Team : SWE (yellow)																								
Head Coach : HARDSTAM Rickard										Shots on Goal			Time on Ice											
No.	Pos.	Name	Gen	G	A	P	PIM	FO+	FO-	FO+/-	FO%	1	2	3	OT	TS	+/-	1	2	3	OT	TOT	SHF	AVG
3	D	INGVARSSON Niklas +C	M	1	0	1	4	0	0	0	0.00	1	0	0		1	-5	0:00	0:00	0:00		0:00	0	0:00



SUN 28 APR 2019

Start Time 20:00
End Time 21:54

Preliminary Round - Group B, Game 8



Head Coach : HARDSTAM Rickard											Shots on Goal					Time on Ice								
No.	Pos.	Name	Gen	G	A	P	PIM	FO+	FO-	FO+/-	FO%	1	2	3	OT	TS	+/-	1	2	3	OT	TOT	SHF	AVG
6	D	NILSSON Peter +A	M	0	0	0	0	0	0	0	0.00	0	0	0	0	0	-5	0:00	0:00	0:00		0:00	0	0:00
15	F	HEDBERG Christian	M	0	0	0	4	9	20	-11	31.03	0	0	0	0	0	-4	0:00	0:00	0:00		0:00	0	0:00
17	F	CEDERSTAM Daniel	M	0	0	0	0	5	4	1	55.56	0	0	0	0	0	-3	0:00	0:00	0:00		0:00	0	0:00
93	F	DICKSON GYLLSTEN Maximilian +A	M	0	1	1	0	0	0	0	0.00	0	0	0	0	0	-4	0:00	0:00	0:00		0:00	0	0:00
14	F	PETTERSSON Johnny	M	0	0	0	0	0	0	0	0.00	0	0	0	0	0	-1	0:00	0:00	0:00		0:00	0	0:00
20	F	RAKOS Niklas	M	0	0	0	0	1	6	-5	14.29	2	0	0	2	2	-3	0:00	0:00	0:00		0:00	0	0:00
22	D	SIREN Staffan	M	0	0	0	0	0	0	0	0.00	0	0	0	0	0	0	0:00	0:00	0:00		0:00	0	0:00
5	GK	NILSSON Ulf (BP)	M	0	0	0	0	0	0	0		0	0	0	0	0								
84	GK	NEJMAN Andreas	M	0	0	0	0	0	0	0		0	0	0	0	0								
Total				1	1	2	8	15	30	-15	33.33	3	0	0	3	3								

Team : CZE (red)											Shots on Goal					Time on Ice								
No.	Pos.	Name	Gen	G	A	P	PIM	FO+	FO-	FO+/-	FO%	1	2	3	OT	TS	+/-	1	2	3	OT	TOT	SHF	AVG
18	F	NOVOTNY Miroslav	M	0	0	0	0	0	0	0	0.00	0	0	0	0	0	+1	0:00	0:00	0:00		0:00	0	0:00
21	D	KVOCH Tomas (BP)	M	0	2	2	0	0	0	0	0.00	0	3	1	4	4	+2	0:00	0:00	0:00		0:00	0	0:00
29	D	KUBES Pavel +A	M	0	0	0	0	0	0	0	0.00	1	0	0	1	1	+1	0:00	0:00	0:00		0:00	0	0:00
74	F	GEIER Michal +C	M	2	1	3	0	0	0	0	0.00	3	1	2	6	6	+2	0:00	0:00	0:00		0:00	0	0:00
82	F	HABL Zdenek +A	M	1	3	4	0	12	3	9	80.00	1	1	1	3	3	+3	0:00	0:00	0:00		0:00	0	0:00
11	F	WAGNER Karel	M	0	1	1	2	2	0	2	100.00	0	0	0	0	0	+2	0:00	0:00	0:00		0:00	0	0:00
24	F	SAFRANEK Zdenek	M	0	0	0	0	10	6	4	62.50	2	1	1	4	4	+1	0:00	0:00	0:00		0:00	0	0:00
26	F	KLIMA Zdenek	M	0	0	0	2	0	0	0	0.00	0	0	0	0	0	+1	0:00	0:00	0:00		0:00	0	0:00
67	D	DOLEZAL Pavel	M	1	0	1	2	0	0	0	0.00	2	0	0	2	2	+4	0:00	0:00	0:00		0:00	0	0:00
96	F	KRUPICKA Zdenek	M	1	0	1	2	0	0	0	0.00	0	1	1	2	2	+1	0:00	0:00	0:00		0:00	0	0:00
69	F	KORINEK Lukas	M	0	0	0	0	0	0	0	0.00	0	0	0	0	0	+2	0:00	0:00	0:00		0:00	0	0:00
75	F	RAUL Jiri	M	1	0	1	0	4	6	-2	40.00	1	0	0	1	1	+2	0:00	0:00	0:00		0:00	0	0:00
77	F	PALAT David	M	0	0	0	0	2	0	2	100.00	1	0	0	1	1	+2	0:00	0:00	0:00		0:00	0	0:00
1	GK	KUDELA Martin	M	0	0	0	0	0	0	0		0	0	0	0	0								
6	GK	VAPENKA Michal	M	0	0	0	0	0	0	0		0	0	0	0	0								
Total				6	7	13	8	30	15	15	66.67	11	7	6	24	24								

Group B

R	Team	GP	W	OTW	OTL	L	GDF	GF : GA	PTS
1	CZE	2	2	0	0	0	+13	14 : 1	6
2	ITA	2	2	0	0	0	+8	9 : 1	6
3	SWE	2	0	0	0	2	-9	1 : 10	0
4	JPN	2	0	0	0	2	-12	1 : 13	0

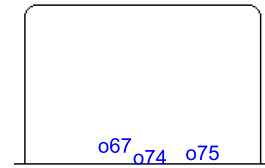
	CZE	ITA	JPN	SWE
CZE	*****	TUE 30 APR 20:00	8:0	6:1
ITA	TUE 30 APR 20:00	*****	5:1	4:0
JPN	0:8	1:5	*****	TUE 30 APR 09:30
SWE	1:6	0:4	TUE 30 APR 09:30	*****

Legend:	
(G) Goals in tournament	* does not count for Plus/minus
+C Captain	A Assists
ET/Res Penalty end time/Result of game	F Forward
FO+ Face-offs won	FO+/- Face-offs net
GDF Goal difference	Gen Gender
GP Games played	L Losses
No. Jersey number	OT Overtime
P Points	PIM Penalties in minutes
PPG Power play goals	PTS Points
SHG Shorthanded goals	SOG Shots on goal
TS Total shots	W Wins
	+/- Plus/minus net
	D Defence
	FO- Face-offs lost
	G Goals
	GF Goals for
	M Male
	OTL Overtime losses
	Pos. Position
	R Rank
	SVS Saves
	+A Assistant captain
	EQ Equal strength
	FO% Face-offs won as percentage
	GA Goals against
	GK Goalkeeper
	MIP Minutes in play (GK)
	OTW Overtime wins
	PP1 Power play - 1 player
	SH1 Shorthanded - 1 player
	TPP Time on power play



Shot Chart
SWE - CZE

Shots by CZE
Goals (o): 3 SSG (+): 8
SSP (-): 5 SPG (-): 7




GK 5 of SWE



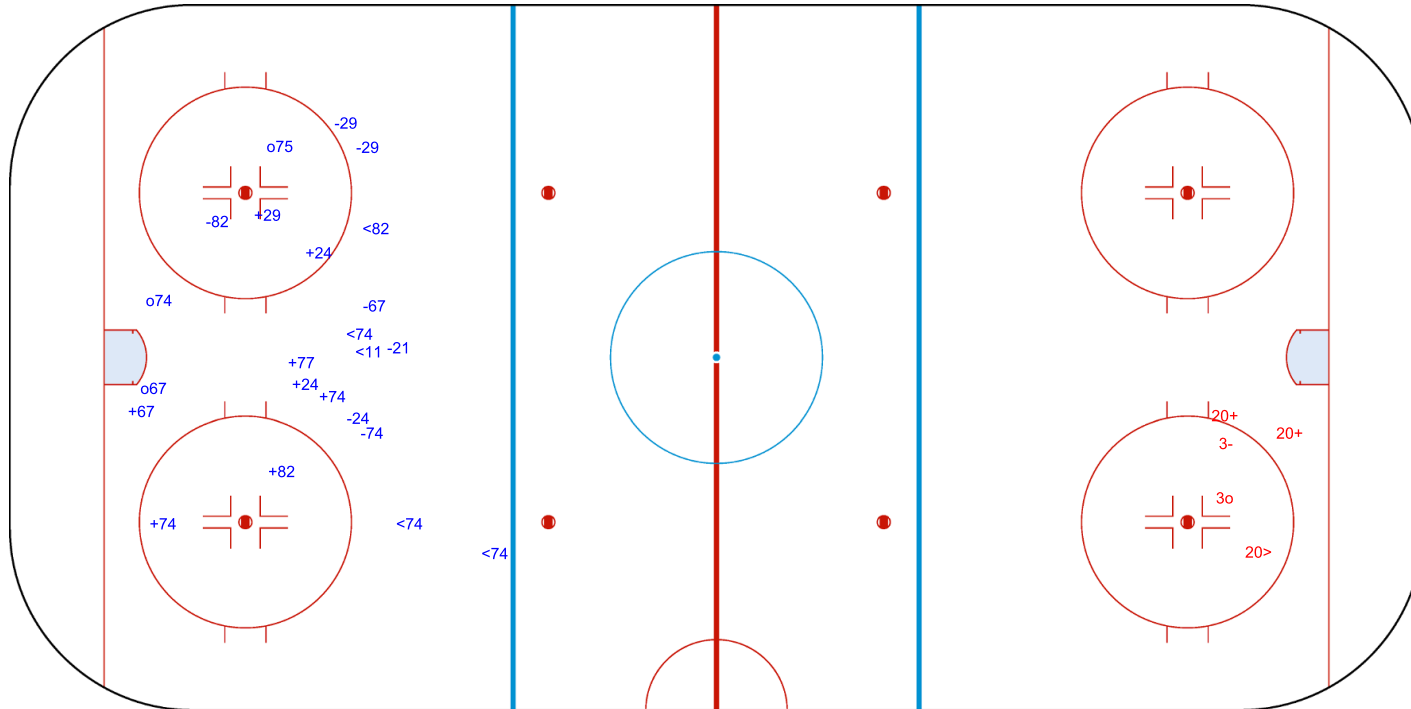
Period: 1



Shots by SWE
Goals (o): 1 SSG (+): 2
SSP (>): 1 SPG (-): 1



GK 6 of CZE



Legend:	
GK	Goalkeeper
SPG	Shots past goal
SSG	Shots saved by goalkeeper
SSP	Shots saved by player



Shot Chart
SWE - CZE

Shots by SWE
Goals (o): 0 SSG (+): 0
SSP (-): 1 SPG (-): 0



GK 6 of CZE



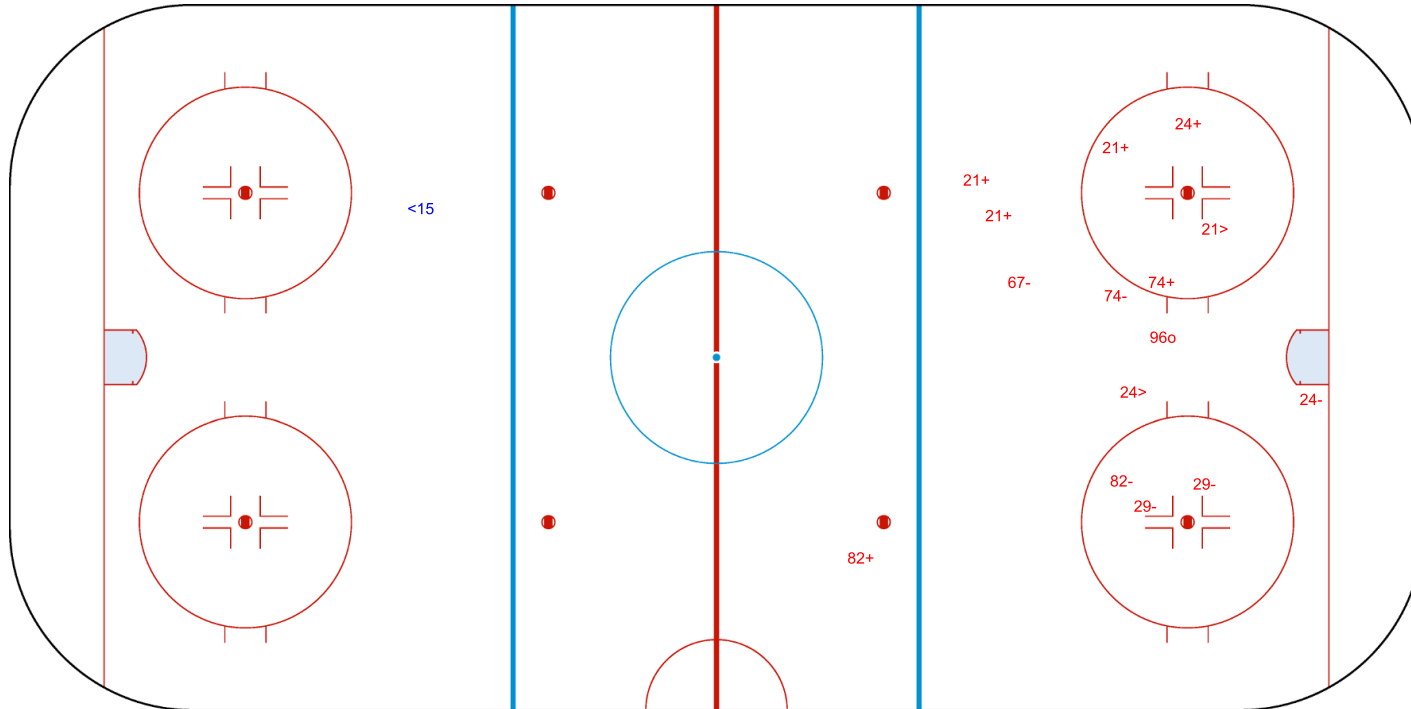
Period: 2



Shots by CZE
Goals (o): 1 SSG (+): 6
SSP (>): 2 SPG (-): 6



GK 5 of SWE



Legend:	
GK Goalkeeper	SSP Shots saved by player
SPG Shots past goal	SSG Shots saved by goalkeeper



Ostravar Arena

SUN 28 APR 2019
Start Time 20:00

Ice Hockey

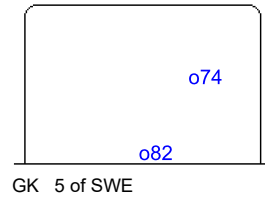
Mixed

Preliminary Round - Group B, Game 8



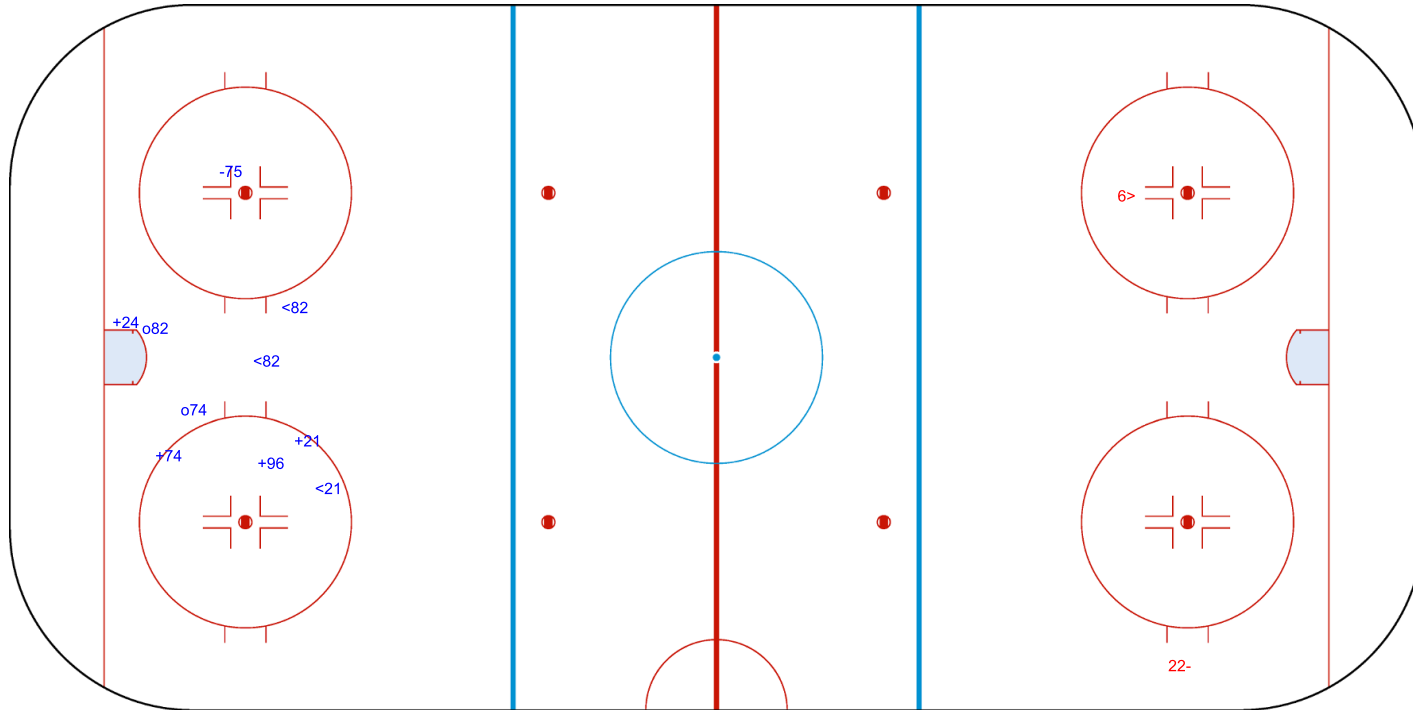
Shot Chart SWE - CZE

Shots by CZE
Goals (o): 2 SSG (+): 4
SSP (-): 3 SPG (-): 1



SWE
Period: 3
CZE

Shots by SWE
Goals (o): 0 SSG (+): 0
SSP (>): 1 SPG (-): 1



Legend:	
GK	Goalkeeper
SPG	Shots past goal
SSG	Shots saved by goalkeeper
SSP	Shots saved by player



Face-off Chart
SWE - CZE

PERIOD 1

	SWE		CZE		SWE		CZE		SWE		CZE	
	Def. zone	Att. zone	Neutral zone	Neutral zone	Att. zone	Def. zone	Att. zone	Def. zone	Total wins all zones	SWE	CZE	
	+ 15	- 24	- 15	+ 82	+ 15	- 24			Total wins all zones			
	+ 15	- 75	- 17	+ 82	- 20	+ 11						
	- 15	+ 75	- 15	+ 24	+ 20	- 24						
	- 20	+ 77	- 15	+ 24	+ 15	- 24						
	- 15	+ 82	+ 15	- 75	- 17	+ 82						
	- 15	+ 82	- 20	+ 24	- 15	+ 24						
	- 15	+ 82	+ 15	- 75	- 17	+ 82						
	- 15	+ 82	+ 17	- 24								
Total wins / period	2 / 29%	5 / 71%	3 / 38%	5 / 62%	3 / 43%	4 / 57%	8 / 36%	14 / 64%				

PERIOD 2

	SWE		CZE		SWE		CZE		SWE		CZE	
	Def. zone	Att. zone	Neutral zone	Neutral zone	Att. zone	Def. zone	Att. zone	Def. zone	Total wins all zones	SWE	CZE	
	- 17	+ 24	- 15	+ 82	- 15	+ 82			Total wins all zones			
	- 20	+ 82	- 15	+ 24	- 15	+ 77						
	- 20	+ 24	+ 17	- 75	- 20	+ 75						
	+ 15	- 82										
	- 15	+ 75										
	- 15	+ 24										
Total wins / period	1 / 17%	5 / 83%	1 / 33%	2 / 67%	0 / 0%	3 / 100%	2 / 17%	10 / 83%				

PERIOD 3

	SWE		CZE		SWE		CZE		SWE		CZE	
	Def. zone	Att. zone	Neutral zone	Neutral zone	Att. zone	Def. zone	Att. zone	Def. zone	Total wins all zones	SWE	CZE	
	- 15	+ 82	- 15	+ 82	+ 15	- 75			Total wins all zones			
	- 15	+ 75	+ 17	- 82	+ 15	- 24						
	+ 17	- 75	+ 17	- 82	- 15	+ 24						
			- 15	+ 24	- 15	+ 11						
Total wins / period	1 / 33%	2 / 67%	2 / 50%	2 / 50%	2 / 50%	2 / 50%	5 / 45%	6 / 55%				

TOTAL

	SWE		CZE		SWE		CZE		SWE		CZE	
	Def. zone	Att. zone	Neutral zone	Neutral zone	Att. zone	Def. zone	Att. zone	Def. zone	Total wins all zones	SWE	CZE	
Total wins / game	4 / 25%	12 / 75%	6 / 40%	9 / 60%	5 / 36%	9 / 64%	15 / 33%	30 / 67%				



HEAD TO HEAD

		CZE									
	No.	11	24	75	77	82	Tot	wins SWE	Dz	Nz	Az
SWE	15	0 - 1	4 - 7	4 - 3	0 - 1	1 - 8	29	9 31%	3 27%	2 22%	4 44%
	17		1 - 1	2 - 0		2 - 3	9	5 56%	1 50%	4 80%	0 0%
	20	0 - 1	1 - 2	0 - 1	0 - 1	0 - 1	7	1 14%	0 0%	0 0%	1 33%
	Tot	2	16	10	2	15	45	15 33%	4 25%	6 40%	5 36%
	wins CZE	2 100%	10 63%	4 40%	2 100%	12 80%	30 67%				
	Dz	2 100%	2 33%	1 50%	1 100%	3 100%	9 64%				
	Nz		5 83%	0 0%		4 67%	9 60%				
	Az		3 75%	3 60%	1 100%	5 83%	12 75%				

Legend:									
Az	Attacking zone	Dz	Defending zone	No.	Jersey number	Nz	Neutral zone	Tot	Total face-offs played



Game Roster

SWE - JPN

Referee

LUTHCKE Owe (NOR)

Linesmen

LI Lintai (CHN) , WESLEY Leon (CZE)

Goalkeepers

Team: SWE

No.	Name	Gen	GP	MIP	GA	SVS	SOG	SVS%	GAA
5	NILSSON Ulf	M	2	45:00	6	18	24	75.00	6.00
84	NEJMAN Andreas	M	2	45:00	4	19	23	82.61	4.00

Team Roster

Team: SWE (yellow)

No.	Pos.	Name	Gen	GP	G	A	PTS	PIM	+/-
3	D	INGVARSSON Niklas	M	2	1	0	1	4	-9
5	GK	NILSSON Ulf	M	2	0	0	0	0	
6	D	NILSSON Peter	M	2	0	0	0	0	-9
14	F	PETTERSSON Johnny	M	2	0	0	0	0	-2
15	F	HEDBERG Christian	M	2	0	0	0	4	-4
17	F	CEDERSTAM Daniel	M	2	0	0	0	0	-6
20	F	RAKOS Niklas	M	2	0	0	0	2	-7
22	D	SIREN Staffan	M	2	0	0	0	0	0
84	GK	NEJMAN Andreas	M	2	0	0	0	0	
93	F	DICKSON GYLLSTEN Maximilian	M	2	0	1	1	0	-8

Head Coach: HARDSTAM Rickard

Team: JPN

No.	Name	Gen	GP	MIP	GA	SVS	SOG	SVS%	GAA
21	FUKUSHIMA Shinobu	M	2	90:00	13	37	50	74.00	6.50
77	HOSHIRO Atsuya	M	2	00:00	0	0	0	0.00	0.00

Team: JPN (black)

No.	Pos.	Name	Gen	GP	G	A	PTS	PIM	+/-
5	F	NIITSU Kazuyoshi	M	2	0	0	0	0	-3
11	F	HAMAMOTO Masaya	M	2	0	0	0	0	-3
13	F	YOSHIKAWA Mamoru	M	2	0	0	0	2	-7
14	F	SAKAMOTO Yoshihito	M	2	0	0	0	0	0
16	F	SHIBA Taimei	M	2	0	0	0	0	-5
21	GK	FUKUSHIMA Shinobu	M	2	0	0	0	0	
24	D	SUDO Satoru	M	2	0	0	0	0	-8
25	D	MISAWA Eiji	M	2	0	0	0	4	-7
33	D	ISHII Hideaki	M	2	0	0	0	0	-4
40	F	SHIOYA Yoshihiro	M	2	0	0	0	0	-4
70	F	KODAMA Nao	M	2	1	0	1	0	-6
77	GK	HOSHIRO Atsuya	M	2	0	0	0	0	
96	D	KUMAGAI Masaharu	M	2	0	0	0	0	-8

Head Coach: NAKAKITA Kojin

Legend:			
A	Assists	D	Defence
GA	Goals against	GAA	Goals against as average per 45 minutes
GP	Games played	M	Male
PIM	Penalties in minutes	Pos.	Position
SVS	Saves	SVS%	Saves in percentage
		F	Forward
		Gen	Gender
		MIP	Minutes and seconds played
		PTS	Points
		+/-	Plus/minus net
		G	Goals
		GK	Goalkeeper
		No.	Jersey number
		SOG	Shots on goal



Line-ups

SWE - JPN

Referee

LUTHCKE Owe (NOR)

Linesmen

LI Lintai (CHN) , WESLEY Leon (CZE)

Goalkeepers

Team: SWE

No.	Name	Gen
84	NEJMAN Andreas	M
5	NILSSON Ulf	M

Team Line-ups

Team: SWE (yellow)

No.	Pos.	Name	Gen
6	D	NILSSON Peter +C	M
22	D	SIREN Staffan	M
15	F	HEDBERG Christian	M
17	F	CEDERSTAM Daniel	M
93	F	DICKSON GYLLSTEN Maximilian +A	M
14	F	PETTERSSON Johnny	M
20	F	RAKOS Niklas	M

Head Coach: HARDSTAM Rickard

NOT DRESSED:

3	D	INGVARSSON Niklas	M
---	---	-------------------	---

Team: JPN

No.	Name	Gen
21	FUKUSHIMA Shinobu	M
77	HOSHIRO Atsuya	M

Team: JPN (black)

No.	Pos.	Name	Gen
24	D	SUDO Satoru	M
33	D	ISHII Hideaki	M
96	D	KUMAGAI Masaharu +A	M
13	F	YOSHIKAWA Mamoru	M
70	F	KODAMA Nao +C	M
25	D	MISAWA Eiji	M
5	F	NIITSU Kazuyoshi	M
11	F	HAMAMOTO Masaya	M
16	F	SHIBA Taimei	M
40	F	SHIOYA Yoshihiro +A	M
14	F	SAKAMOTO Yoshihito	M

Head Coach: NAKAKITA Kojin

Legend:

D	Defence	F	Forward	Gen	Gender	M	Male
No.	Jersey number	Pos.	Position	+A	Assistant captain	+C	Captain



Graphical Line-ups

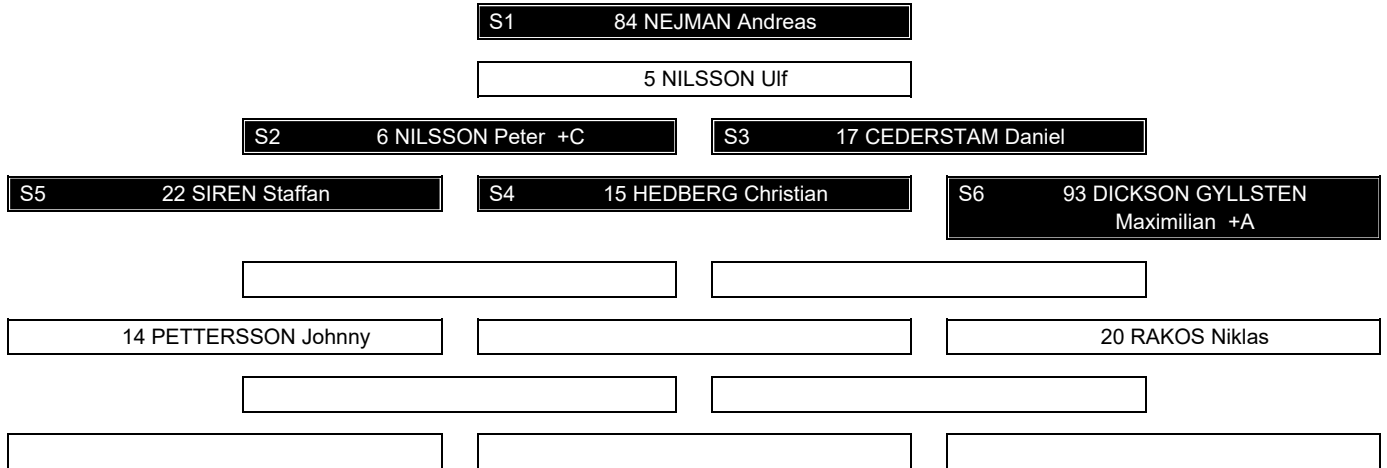
SWE - JPN

Referee
LUTHCKE Owe (NOR)

Linesmen
LI Lintai (CHN) , WESLEY Leon (CZE)

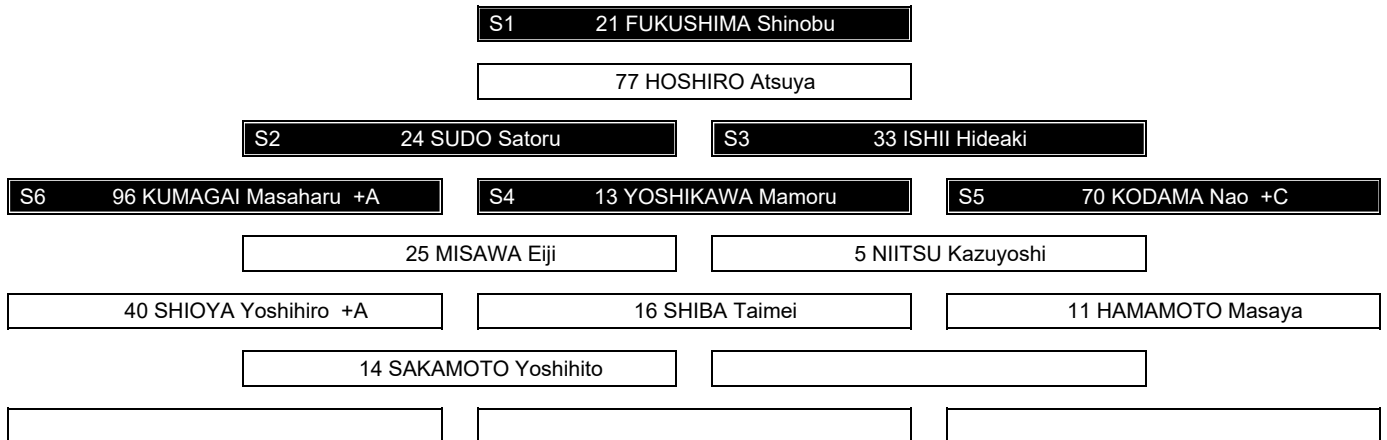
Team: SWE - Sweden (yellow)

Head Coach: HARDSTAM Rickard



Team: JPN - Japan (black)

Head Coach: NAKAKITA Kojin



Legend:			
Sn	Starting position	+A	Assistant captain
		+C	Captain



Game Summary

SWE - JPN 2 - 1 (0 - 0 , 0 - 1 , 1 - 0 , 0 - 0 , 1 - 0)

Spectators	Referee	Linesmen
2357	LUTHCKE Owe (NOR)	LI Lintai (CHN) , WESLEY Leon (CZE)

Team Statistics

Period	Score	SVS	SOG	PIM	TPP	PPG	SHG
1	0 : 0	5 : 2	2 : 5	2 : 2	02:00 : 02:00	0 : 0	0 : 0
2	0 : 1	14 : 2	2 : 15	4 : 2	00:00 : 02:12	0 : 0	0 : 0
3	1 : 0	8 : 0	1 : 8	4 : 0	00:12 : 02:00	0 : 0	0 : 0
OT	0 : 0	3 : 1	1 : 3	0 : 2	00:42 : 02:00	0 : 0	0 : 0
PSS	1 : 0	0 : 0	1 : 0	0 : 0	00:00 : 00:00	0 : 0	0 : 0
Total	2 : 1	30 : 5	7 : 31	10 : 6	02:54 : 08:12	0 : 0	0 : 0

1st Period

Action	Time	ET/Res	Team	Type	No.	Name	(G) Name of Assistant(s) / Action Description
GK	00:00		SWE		84	NEJMAN A	- Goalkeeper in
GK	00:00		JPN		21	FUKUSHIMA S	- Goalkeeper in
Penalty	07:57	09:57	JPN	2 min.	96	KUMAGAI M	- Roughing
Penalty	10:30	12:30	SWE	2 min.	15	HEDBERG C	- Teeing

2nd Period

Action	Time	ET/Res	Team	Type	No.	Name	(G) Name of Assistant(s) / Action Description
Penalty	17:02	19:02	SWE	2 min.	17	CEDERSTAM D	- Interference
Goal	25:04	0 : 1	JPN	EQ	13	YOSHIKAWA M	(1) 70 KODAMA N On Ice SWE 84 6 17 20 22 93 JPN 21 13 24 33 70 96
Penalty	29:38	31:38	SWE	2 min.	93	DICKSON GYLLSTEN M	- Roughing
Penalty	29:50	31:50	JPN	2 min.	96	KUMAGAI M	- Slashing

3rd Period

Action	Time	ET/Res	Team	Type	No.	Name	(G) Name of Assistant(s) / Action Description
Goal	37:22	1 : 1	SWE	EQ	20	RAKOS N	(1) 15 HEDBERG C On Ice SWE 84 6 14 15 17 20 JPN 21 5 11 16 25 40
Penalty	37:56	39:56	SWE	2 min.	17	CEDERSTAM D	- Holding an opponent
Time-out	43:17		SWE				
Penalty	45:00	47:00	SWE	2 min.	15	HEDBERG C	- Holding an opponent

Overtime

Action	Time	ET/Res	Team	Type	No.	Name	(G) Name of Assistant(s) / Action Description
Time-out	48:59		JPN				
Penalty	49:18	50:00	JPN	2 min.	24	SUDO S	- Teeing
GK	50:00		SWE				84 NEJMAN A - Goalkeeper out
GK	50:00		JPN				21 FUKUSHIMA S - Goalkeeper out

Penalty Shot Shootout

Action	Time	Result	Team	No.	Name	(G) Action Description
		1 : 0	SWE	93	DICKSON GYLLSTEN M	- Scored 21 FUKUSHIMA S (JPN) - on goal
		0 : 0	JPN	70	KODAMA N	- Saved by goalie 84 NEJMAN A (SWE) - on goal
		0 : 0	SWE	6	NILSSON P	- Saved by goalie 21 FUKUSHIMA S (JPN) - on goal
		0 : 0	JPN	24	SUDO S	- Saved by goalie 84 NEJMAN A (SWE) - on goal
		1 : 0	SWE	20	RAKOS N	- Scored 21 FUKUSHIMA S (JPN) - on goal
GWG	50:00	2 : 0	SWE	93	DICKSON GYLLSTEN M	

Goalkeeper Records

Team : SWE - Sweden

Team : JPN - Japan

No.	Name	SOG	SVS	MIP	No.	Name	SOG	SVS	MIP
84	NEJMAN Andreas	31	30	50:00	21	FUKUSHIMA Shinobu	6	5	50:00
5	NILSSON Ulf				77	HOSHIRO Atsuya			



Game Statistics

Team : SWE (yellow)

Head Coach : HARDSTAM Rickard											Shots on Goal					Time on Ice									
No.	Pos.	Name	Gen	G	A	P	PIM	FO+	FO-	FO+/-	FO%	1	2	3	OT	TS	+/-	1	2	3	OT	TOT	SHF	AVG	
6	D	NILSSON Peter +A (BP)	M	0	0	0	0	0	0	0	0.00	1	1	0	1	3	0	0:00	0:00	0:00	0:00	0:00	0:00	0	0:00
15	F	HEDBERG Christian	M	0	1	1	4	16	17	-1	48.48	0	0	0	0	0	+1	0:00	0:00	0:00	0:00	0:00	0:00	0	0:00
17	F	CEDERSTAM Daniel	M	0	0	0	4	0	0	0	0.00	0	0	0	0	0	0	0:00	0:00	0:00	0:00	0:00	0:00	0	0:00
22	D	SIREN Staffan	M	0	0	0	0	0	0	0	0.00	0	0	0	0	0	-1	0:00	0:00	0:00	0:00	0:00	0:00	0	0:00
93	F	DICKSON GYLLSTEN Maximilian +A	M	0	0	0	2	0	0	0	0.00	0	0	0	0	0	-1	0:00	0:00	0:00	0:00	0:00	0:00	0	0:00
14	F	PETTERSSON Johnny	M	0	0	0	0	0	0	0	0.00	0	0	0	0	0	+1	0:00	0:00	0:00	0:00	0:00	0:00	0	0:00
20	F	RAKOS Niklas	M	1	0	1	0	6	9	-3	40.00	1	1	1	0	3	0	0:00	0:00	0:00	0:00	0:00	0:00	0	0:00
5	GK	NILSSON Ulf	M	0	0	0	0					0	0	0	0	0									
84	GK	NEJMAN Andreas	M	0	0	0	0					0	0	0	0	0									
Total				2	1	3	10	22	26	-4	45.83	2	2	1	2	7									

Team : JPN (black)

Head Coach : NAKAKITA Kojin											Shots on Goal					Time on Ice									
No.	Pos.	Name	Gen	G	A	P	PIM	FO+	FO-	FO+/-	FO%	1	2	3	OT	TS	+/-	1	2	3	OT	TOT	SHF	AVG	
13	F	YOSHIKAWA Mamoru (BP)	M	1	0	1	0	18	14	4	56.25	1	2	1	0	4	+1	0:00	0:00	0:00	0:00	0:00	0:00	0	0:00
24	D	SUDO Satoru	M	0	0	0	2	0	0	0	0.00	0	1	2	1	4	+1	0:00	0:00	0:00	0:00	0:00	0:00	0	0:00
33	D	ISHII Hideaki	M	0	0	0	0	0	0	0	0.00	0	1	0	0	1	+1	0:00	0:00	0:00	0:00	0:00	0:00	0	0:00
70	F	KODAMA Nao +C	M	0	1	1	0	1	2	-1	33.33	1	2	1	0	4	+1	0:00	0:00	0:00	0:00	0:00	0:00	0	0:00
96	D	KUMAGAI Masaharu +A	M	0	0	0	4	0	0	0	0.00	1	6	2	1	10	+1	0:00	0:00	0:00	0:00	0:00	0:00	0	0:00
5	F	NIITSU Kazuyoshi	M	0	0	0	0	0	0	0	0.00	0	1	0	0	1	-1	0:00	0:00	0:00	0:00	0:00	0:00	0	0:00
11	F	HAMAMOTO Masaya	M	0	0	0	0	0	0	0	0.00	0	0	0	0	0	-1	0:00	0:00	0:00	0:00	0:00	0:00	0	0:00
16	F	SHIBA Taimei	M	0	0	0	0	7	6	1	53.85	1	0	0	0	1	-1	0:00	0:00	0:00	0:00	0:00	0:00	0	0:00
25	D	MISAWA Eiji	M	0	0	0	0	0	0	0	0.00	0	1	0	1	2	-1	0:00	0:00	0:00	0:00	0:00	0:00	0	0:00
40	F	SHIOYA Yoshihiro +A	M	0	0	0	0	0	0	0	0.00	1	1	2	0	4	-1	0:00	0:00	0:00	0:00	0:00	0:00	0	0:00
14	F	SAKAMOTO Yoshihito	M	0	0	0	0	0	0	0	0.00	0	0	0	0	0	0	0:00	0:00	0:00	0:00	0:00	0:00	0	0:00
21	GK	FUKUSHIMA Shinobu	M	0	0	0	0					0	0	0	0	0									
77	GK	HOSHIRO Atsuya	M	0	0	0	0					0	0	0	0	0									
Total				1	1	2	6	26	22	4	54.17	5	15	8	3	31									

Group B

R	Team	GP	W	OTW	OTL	L	GDF	GF : GA	PTS
1	CZE	3	3	0	0	0	+17	18 : 1	9
2	ITA	3	2	0	0	1	+4	9 : 5	6
3	SWE	3	0	1	0	2	-8	3 : 11	2
4	JPN	3	0	0	1	2	-13	2 : 15	1

	CZE	ITA	JPN	SWE
CZE	*****	TUE 30 APR 20:00	8:0	6:1
ITA	TUE 30 APR 20:00	*****	5:1	4:0
JPN	0:8	1:5	*****	1:2
SWE	1:6	0:4	2:1	*****

Legend:			
(G) Goals in tournament	+/- Plus/minus net	+A Assistant captain	+C Captain
A Assists	D Defence	EQ Equal strength	ET/Res Penalty end time/Result of game
F Forward	FO- Face-offs lost	FO% Face-offs won as percentage	FO+ Face-offs won
FO+/- Face-offs net	G Goals	GA Goals against	GDF Goal difference
Gen Gender	GF Goals for	GK Goalkeeper	GP Games played
GWG Game winning goal	L Losses	M Male	MIP Minutes in play (GK)
No. Jersey number	OT Overtime	OTL Overtime losses	OTW Overtime wins
P Points	PIM Penalties in minutes	Pos. Position	PPG Power play goals
PSS Penalty shot shootout	PTS Points	R Rank	SHG Shorthanded goals
SOG Shots on goal	SVS Saves	TPP Time on power play	TS Total shots
W Wins			



Shot Chart
SWE - JPN

Shots by JPN
Goals (o): 0
SSP (-): 3
SSG (+): 5
SPG (-): 3



GK 84 of SWE



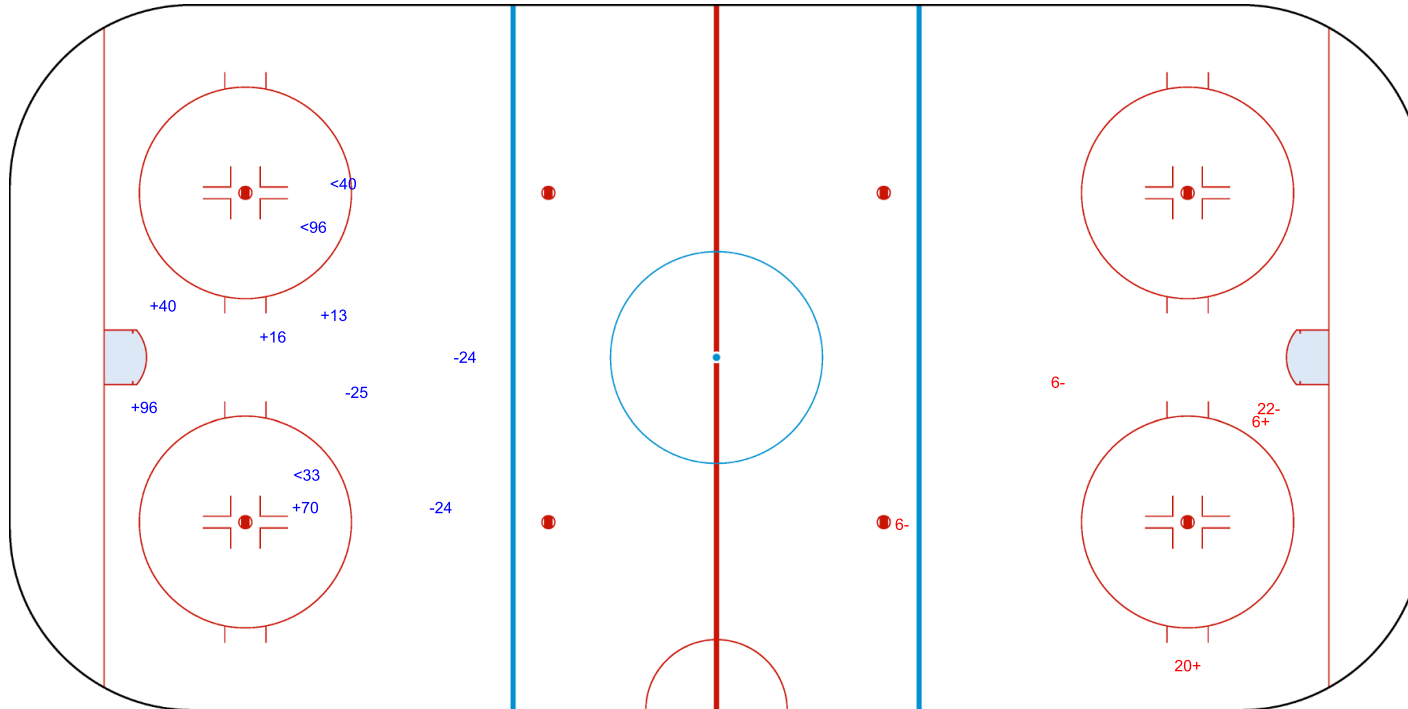
Period: 1



Shots by SWE
Goals (o): 0
SSP (>): 0
SSG (+): 2
SPG (-): 3



GK 21 of JPN



Legend:		
GK	Goalkeeper	
SPG	Shots past goal	
SSG	Shots saved by goalkeeper	
SSP	Shots saved by player	



Shot Chart
SWE - JPN

Shots by SWE
Goals (o): 0
SSP (-): 0
SSG (+): 2
SPG (-): 0




GK 21 of JPN



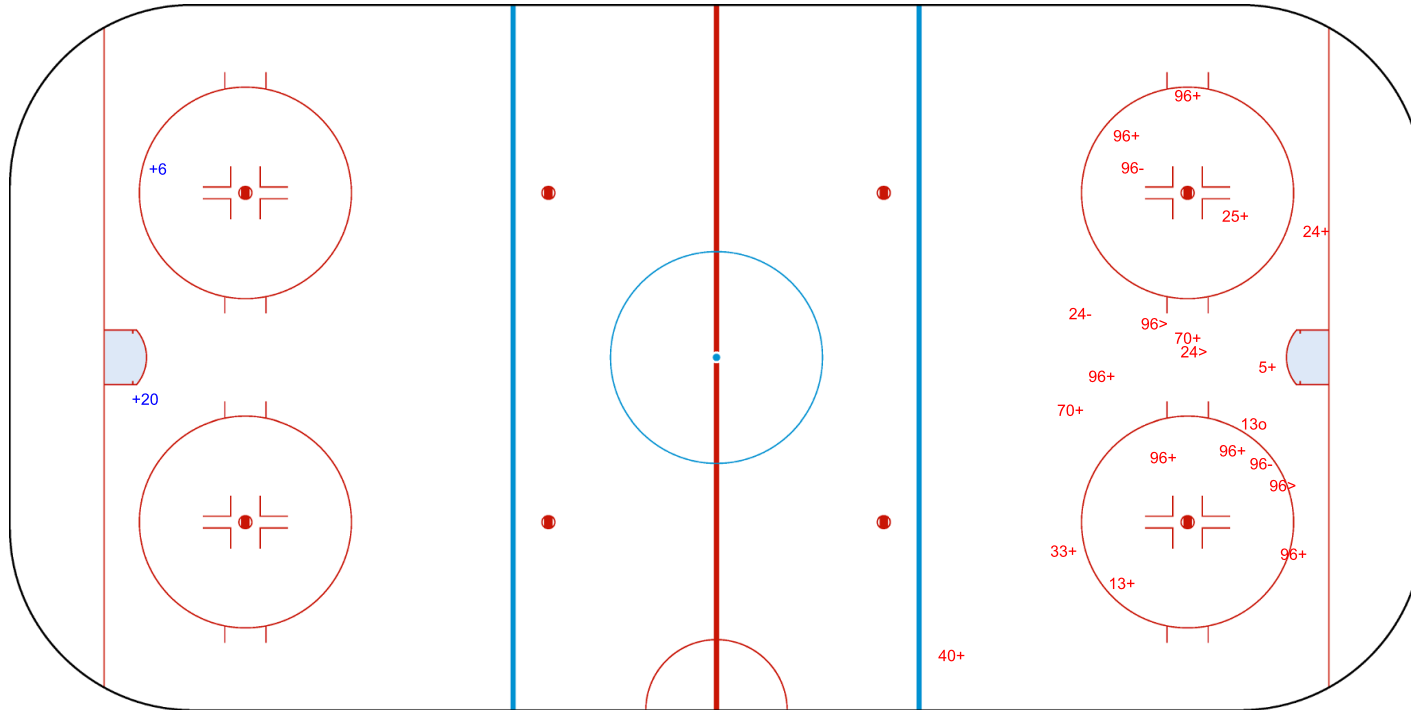
Period: 2



Shots by JPN
Goals (o): 1
SSP (>): 3
SSG (+): 14
SPG (-): 3



GK 84 of SWE



Legend:	
GK	Goalkeeper
SPG	Shots past goal
SSG	Shots saved by goalkeeper
SSP	Shots saved by player



Shot Chart
SWE - JPN

Shots by JPN
Goals (o): 0
SSP (-): 7
SSG (+): 8
SPG (-): 1




GK 84 of SWE



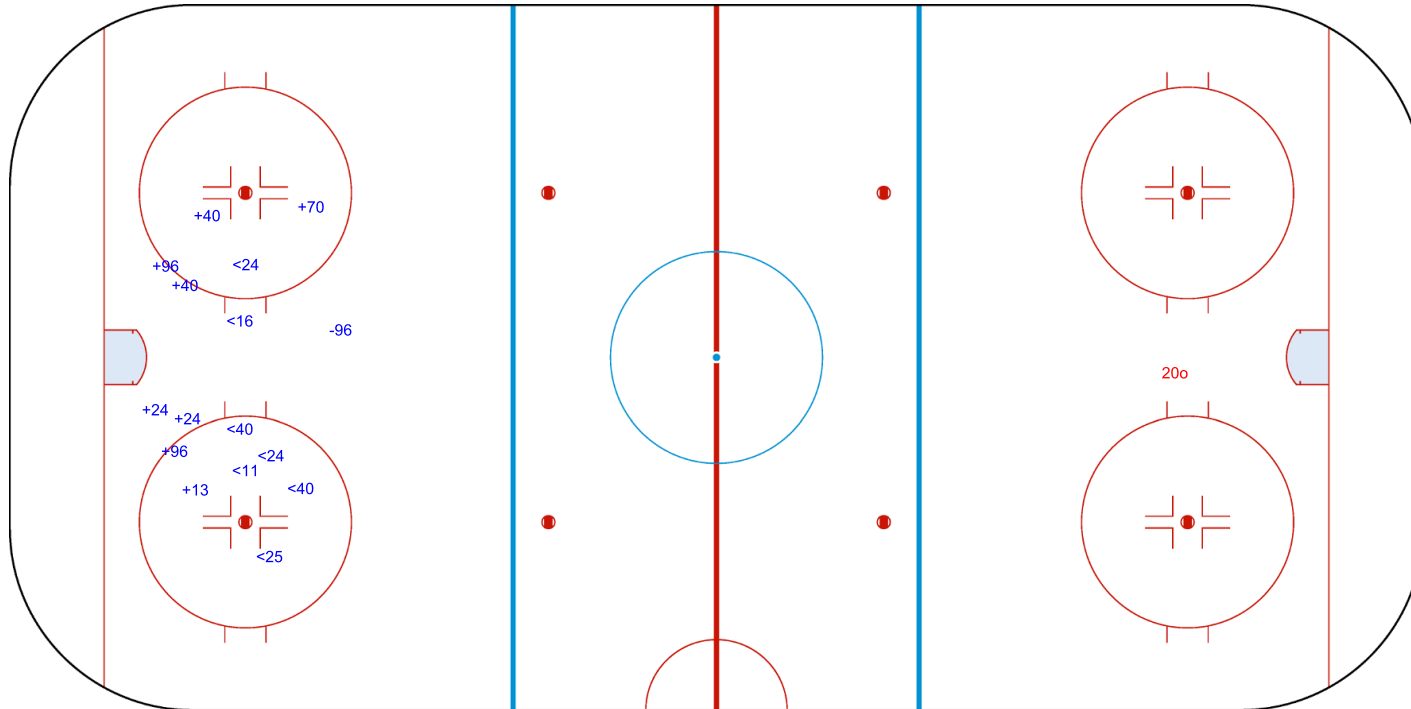
Period: 3



Shots by SWE
Goals (o): 1
SSP (>): 0
SSG (+): 0
SPG (-): 0



GK 21 of JPN



Legend:	
GK Goalkeeper	SSP Shots saved by player
SPG Shots past goal	SSG Shots saved by goalkeeper



Shot Chart SWE - JPN

Shots by JPN
Goals (o): 0
SSP (-): 1
SSG (+): 3
SPG (-): 2



GK 84 of SWE



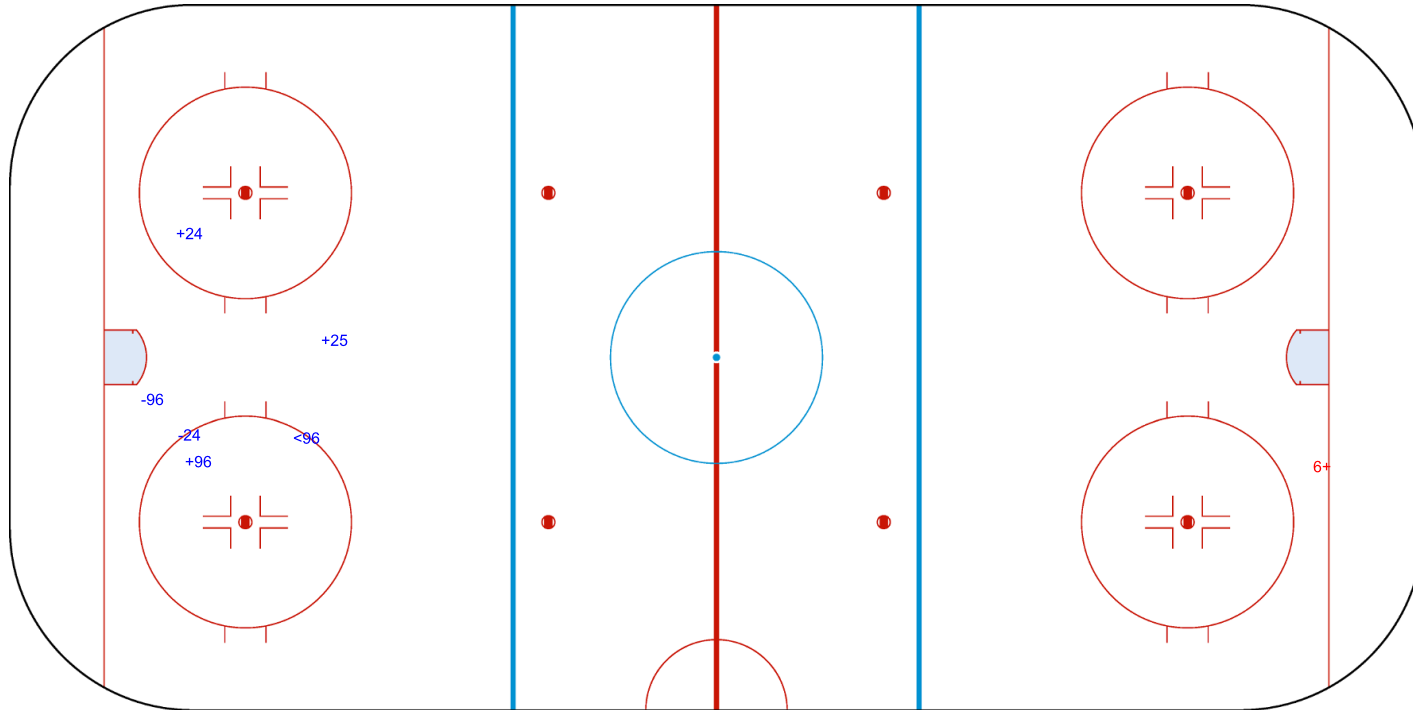
Overtime



Shots by SWE
Goals (o): 0
SSP (>): 0
SSG (+): 1
SPG (-): 0



GK 21 of JPN



Legend:	
GK Goalkeeper	SSG Shots saved by goalkeeper
SPG Shots past goal	SSP Shots saved by player



Face-off Chart
SWE - JPN

PERIOD 1

	SWE		JPN		SWE		JPN						
	Def. zone	Att. zone	Neutral zone	Neutral zone	Att. zone	Def. zone	Def. zone						
	- 15	+ 16	+ 15	- 13	- 15	+ 13			Total wins all zones				
	- 15	+ 13	- 20	+ 13	- 15	+ 16							
	- 15	+ 16			+ 15	- 16							
	+ 20	- 13			- 20	+ 13							
	+ 15	- 16			- 15	+ 16							
Total wins / period	2 / 40%	3 / 60%	1 / 50%	1 / 50%	1 / 20%	4 / 80%			<table border="1"> <thead> <tr> <th>SWE</th> <th>JPN</th> </tr> </thead> <tbody> <tr> <td>4 / 33%</td> <td>8 / 67%</td> </tr> </tbody> </table>	SWE	JPN	4 / 33%	8 / 67%
SWE	JPN												
4 / 33%	8 / 67%												

PERIOD 2

	SWE		JPN		SWE		JPN						
	Def. zone	Att. zone	Neutral zone	Neutral zone	Att. zone	Def. zone	Def. zone						
	+ 15	- 13	- 15	+ 13	+ 15	- 13			Total wins all zones				
	- 15	+ 13	- 15	+ 16	- 15	+ 13							
	+ 20	- 13	+ 20	- 13									
	- 15	+ 13	- 20	+ 13									
	+ 15	- 13	+ 15	- 13									
	+ 15	- 16											
	+ 15	- 13											
	- 15	+ 16											
	- 20	+ 13											
	- 15	+ 13											
	+ 15	- 16											
	- 15	+ 13											
Total wins / period	6 / 50%	6 / 50%	2 / 40%	3 / 60%	1 / 50%	1 / 50%				<table border="1"> <thead> <tr> <th>SWE</th> <th>JPN</th> </tr> </thead> <tbody> <tr> <td>9 / 47%</td> <td>10 / 53%</td> </tr> </tbody> </table>	SWE	JPN	9 / 47%
SWE	JPN												
9 / 47%	10 / 53%												

PERIOD 3

	SWE		JPN		SWE		JPN						
	Def. zone	Att. zone	Neutral zone	Neutral zone	Att. zone	Def. zone	Def. zone						
	+ 15	- 16	+ 15	- 13					Total wins all zones				
	+ 20	- 13	- 20	+ 13									
	+ 15	- 16	+ 15	- 13									
	- 20	+ 13	- 20	+ 13									
	- 20	+ 13											
	- 20	+ 16											
	- 15	+ 13											
	+ 15	- 13											
Total wins / period	4 / 50%	4 / 50%	2 / 50%	2 / 50%					<table border="1"> <thead> <tr> <th>SWE</th> <th>JPN</th> </tr> </thead> <tbody> <tr> <td>6 / 50%</td> <td>6 / 50%</td> </tr> </tbody> </table>	SWE	JPN	6 / 50%	6 / 50%
SWE	JPN												
6 / 50%	6 / 50%												

OVERTIME



	SWE		JPN		SWE		JPN		SWE		JPN		Total wins all zones	
	Def. zone	Att. zone	Neutral zone		Att. zone	Def. zone	Att. zone	Def. zone	Att. zone	Def. zone	SWE	JPN		
Total wins / period	+ 20	- 70	+ 20	- 70	+ 15	- 13	- 15	+ 70	1 / 50%	1 / 50%	1 / 50%	1 / 50%	3 / 60%	2 / 40%

TOTAL

	SWE		JPN		SWE		JPN		SWE		JPN		Total wins all zones
	Def. zone	Att. zone	Neutral zone		Att. zone	Def. zone	Att. zone	Def. zone	Att. zone	Def. zone	SWE	JPN	
Total wins / game	13 / 50%	13 / 50%	6 / 46%	7 / 54%	3 / 33%	6 / 67%	22 / 46%	26 / 54%					

HEAD TO HEAD

	No.	JPN			Tot	wins SWE	Dz	Nz	Az
		13	16	70					
SWE	15	10 - 10	6 - 6	0 - 1	33	16 48%	9 50%	4 57%	3 38%
	20	4 - 8	0 - 1	2 - 0	15	6 40%	4 50%	2 33%	0 0%
	Tot	32	13	3	48	22 46%	13 50%	6 46%	3 33%
	wins JPN	18 56%	7 54%	1 33%	26 54%				
	Dz	3 60%	2 67%	1 100%	6 67%				
	Nz	6 55%	1 100%	0 0%	7 54%				
	Az	9 56%	4 44%	0 0%	13 50%				

Legend:	Az Attacking zone	Dz Defending zone	No. Jersey number	Nz Neutral zone	Tot Total face-offs played
----------------	--------------------------	--------------------------	--------------------------	------------------------	-----------------------------------



Game Roster

CAN - KOR

Referee

BETHMANN Andrew (USA)

Linesmen

LEWIS Brendan (USA) , VANEK Jan (CZE)

Goalkeepers

Team: CAN

No.	Name	Gen	GP	MIP	GA	SVS	SOG	SVS%	GAA
30	WATSON Corbin	M	2	45:00	2	6	8	75.00	2.00
31	LAROCQUE Dominic	M	2	44:00	2	11	13	84.62	2.05

Team Roster

Team: CAN (red)

No.	Pos.	Name	Gen	GP	G	A	PTS	PIM	+/-
2	D	CRANE Rod	M	2	1	0	1	0	+5
4	F	DUNN James	M	1	0	0	0	0	-1
5	D	HENRY Tyrone	M	2	0	1	1	0	+4
6	D	ARMSTRONG Rob	M	2	0	3	3	0	+1
7	F	LAVIN Zach	M	2	1	4	5	0	+5
8	F	McGREGOR Tyler	M	2	3	3	6	2	+7
9	F	SMITH Corbyn	M	2	0	1	1	0	+1
12	F	WESTLAKE Greg	M	2	2	1	3	0	+5
15	D	SORLEY Kevin	M	1	0	0	0	2	-1
18	F	BRIDGES Billy	M	2	3	2	5	0	+4
19	F	COZZOLINO Dominic	M	2	1	2	3	0	+4
22	F	RILEY Garrett	M	1	0	0	0	2	+2
23	D	HICKEY Liam	M	2	2	3	5	0	+7
25	D	GEMMELL James	M	1	0	1	1	2	+7
28	F	LEHOUX Antoine	M	2	2	0	2	0	0
30	GK	WATSON Corbin	M	2	0	0	0	0	
31	GK	LAROCQUE Dominic	M	2	0	0	0	0	

Head Coach: BABEY Ken

Team: KOR

No.	Name	Gen	GP	MIP	GA	SVS	SOG	SVS%	GAA
31	YU Man Gyun	M	2	45:00	4	18	22	81.82	4.00
32	LEE Jae Woong	M	2	45:00	2	5	7	71.43	2.00

Team: KOR (white)

No.	Pos.	Name	Gen	GP	G	A	PTS	PIM	+/-
1	F	LEE Jun Yong	M	1	0	0	0	0	0
3	F	RYU Jee Hyun	M	2	0	0	0	0	-1
9	D	CHOI Kwang Hyouk	M	2	0	0	0	0	0
10	D	CHO Young Jae	M	2	0	0	0	0	-3
12	D	KIM Young Sung	M	2	0	0	0	0	-3
14	F	JUNG Seung Hwan	M	2	0	1	1	0	0
20	D	JANG Dong Shin	M	2	0	1	1	2	0
21	F	LEE Ju Seung	M	2	0	1	1	4	-2
24	F	KIM Inkyum	M	1	0	0	0	0	0
26	F	KIM Dea Jung	M	2	0	0	0	0	0
27	F	CHO Byeong Seok	M	1	1	1	2	2	0
28	F	LEE Jong Kyung	M	2	1	1	2	2	0
31	GK	YU Man Gyun	M	2	0	0	0	0	
32	GK	LEE Jae Woong	M	2	0	0	0	0	
51	F	KIM Sanglak	M	1	0	0	0	0	0
55	F	JANG Jong Ho	M	2	0	0	0	0	-3
97	D	CHOI Si Woo	M	2	1	0	1	2	-3

Head Coach: PARK Hyun Wook

Legend:			
A Assists	D Defence	F Forward	G Goals
GA Goals against	GAA Goals against as average per 45 minutes	Gen Gender	GK Goalkeeper
GP Games played	M Male	MIP Minutes and seconds played	No. Jersey number
PIM Penalties in minutes	Pos. Position	PTS Points	SOG Shots on goal
SVS Saves	SVS% Saves in percentage	+/- Plus/minus net	



Line-ups

CAN - KOR

Referee

BETHMANN Andrew (USA)

Linesmen

LEWIS Brendan (USA) , VANEK Jan (CZE)

Goalkeepers

Team: CAN

No.	Name	Gen
31	LAROCQUE Dominic	M
30	WATSON Corbin	M

Team: KOR

No.	Name	Gen
32	LEE Jae Woong	M
31	YU Man Gyun	M

Team Line-ups

Team: CAN (red)

No.	Pos.	Name	Gen
5	D	HENRY Tyrone	M
23	D	HICKEY Liam	M
7	F	LAVIN Zach	M
8	F	McGREGOR Tyler +C	M
12	F	WESTLAKE Greg +A	M
2	D	CRANE Rod	M
6	D	ARMSTRONG Rob	M
25	D	GEMMELL James	M
18	F	BRIDGES Billy	M
19	F	COZZOLINO Dominic +A	M
4	F	DUNN James	M
22	F	RILEY Garrett	M
28	F	LEHOUX Antoine	M

Team: KOR (white)

No.	Pos.	Name	Gen
10	D	CHO Young Jae +A	M
12	D	KIM Young Sung	M
97	D	CHOI Si Woo	M
21	F	LEE Ju Seung	M
55	F	JANG Jong Ho +C	M
9	D	CHOI Kwang Hyouk	M
20	D	JANG Dong Shin	M
14	F	JUNG Seung Hwan	M
27	F	CHO Byeong Seok +A	M
28	F	LEE Jong Kyung	M
3	F	RYU Jee Hyun	M
26	F	KIM Dea Jung	M
51	F	KIM Sanglak	M

Head Coach: BABEY Ken

Head Coach: PARK Hyun Wook

NOT DRESSED:

9	F	SMITH Corbyn	M
15	D	SORLEY Kevin	M

NOT DRESSED:

1	F	LEE Jun Yong	M
24	F	KIM Inkyum	M

Legend:			
D	Defence	F	Forward
No.	Jersey number	Pos.	Position
		Gen	Gender
		+A	Assistant captain
		M	Male
		+C	Captain



Graphical Line-ups

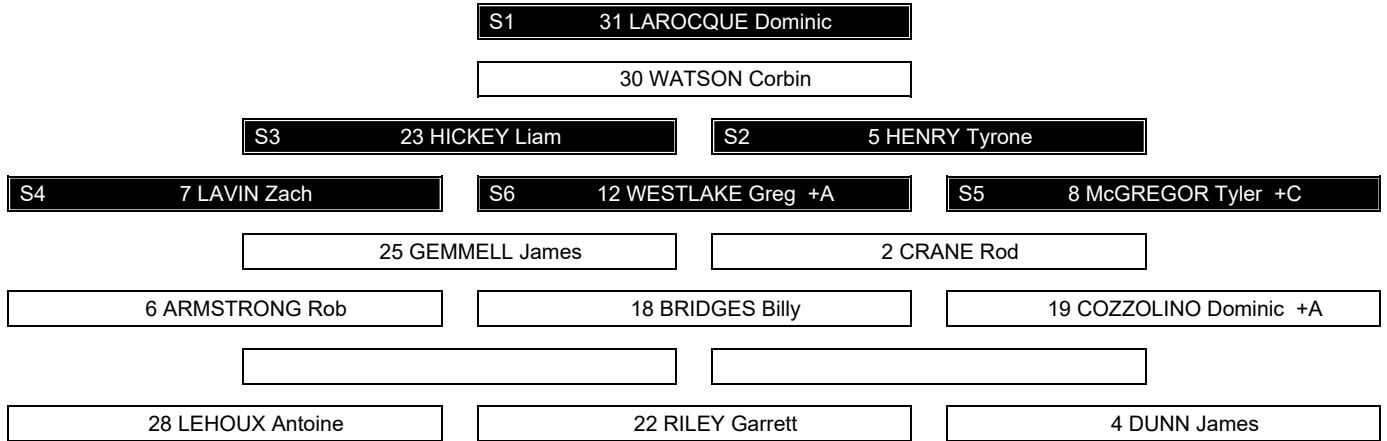
CAN - KOR

Referee
BETHMANN Andrew (USA)

Linesmen
LEWIS Brendan (USA) , VANEK Jan (CZE)

Team: CAN - Canada (red)

Head Coach: BABEY Ken



Team: KOR - Korea (white)

Head Coach: PARK Hyun Wook



Legend:			
Sn	Starting position	+A	Assistant captain
		+C	Captain



Game Summary

CAN - KOR 4 - 0 (2 - 0 , 1 - 0 , 1 - 0)

Spectators	Referee	Linesmen
1514	BETHMANN Andrew (USA)	LEWIS Brendan (USA) , VANEK Jan (CZE)

Team Statistics

Period	Score	SVS	SOG	PIM	TPP	PPG	SHG
1	2 : 0	1 : 2	4 : 1	0 : 0	00:00 : 00:00	0 : 0	0 : 0
2	1 : 0	0 : 4	5 : 0	4 : 2	01:10 : 02:24	0 : 0	1 : 0
3	1 : 0	0 : 5	6 : 0	0 : 8	05:10 : 00:00	1 : 0	0 : 0
Total	4 : 0	1 : 11	15 : 1	4 : 10	06:20 : 02:24	1 : 0	1 : 0

1st Period

Action	Time	ET/Res	Team	Type	No.	Name	(G)	Name of Assistant(s) / Action Description
GK	00:00		CAN		31	LAROCQUE D		- Goalkeeper in
GK	00:00		KOR		32	LEE JW		- Goalkeeper in
Goal	05:50	1 : 0	CAN	EQ	8	McGREGOR T	(4)	31 LAROCQUE D On Ice CAN 31 2 7 8 12 25 KOR 32 9 14 20 27 28
Goal	13:56	2 : 0	CAN	EQ	7	LAVIN Z	(2)	12 WESTLAKE G On Ice CAN 31 2 7 8 12 25 KOR 32 10 12 14 27 28

2nd Period

Action	Time	ET/Res	Team	Type	No.	Name	(G)	Name of Assistant(s) / Action Description
Penalty	19:22	21:22	CAN	2 min.	7	LAVIN Z		- Tripping
Penalty	19:46	21:46	CAN	2 min.	19	COZZOLINO D		- Roughing
Goal	21:43	3 : 0	CAN	SH1	23	HICKEY L	(3)	6 ARMSTRONG R On Ice CAN 31 6 7 12 23 KOR 32 10 12 21 55 97
Penalty	28:50	30:50	KOR	2 min.	20	JANG DS		- Teeing

3rd Period

Action	Time	ET/Res	Team	Type	No.	Name	(G)	Name of Assistant(s) / Action Description
Penalty	34:03	34:16	KOR	2 min.	20	JANG DS		- Interference
Goal	34:16	4 : 0	CAN	PP1	12	WESTLAKE G	(3)	8 McGREGOR T On Ice CAN 31 7 8 12 18 23 * KOR 32 10 12 21 55
Penalty	37:11	39:11	KOR	2 min.	55	JANG JH		- Teeing
Penalty	42:44	44:44	KOR	2 min.	12	KIM YS		- Roughing
Time-out	42:44		KOR					
Penalty	44:53	45:00	KOR	2 min.	12	KIM YS		- Charging
GK	45:00		CAN					31 LAROCQUE D - Goalkeeper out
GK	45:00		KOR					32 LEE JW - Goalkeeper out

Goalkeeper Records

Team : CAN - Canada

No.	Name	SOG	SVS	MIP
31	LAROCQUE Dominic	1	1	45:00
30	WATSON Corbin			

Team : KOR - Korea

No.	Name	SOG	SVS	MIP
32	LEE Jae Woong	15	11	45:00
31	YU Man Gyun			

Game Statistics

Team : CAN (red)

Head Coach : BABEY Ken

No.	Pos.	Name	Gen	G	A	P	PIM	FO+	FO-	FO+/-	FO%	Shots on Goal				+/-	Time on Ice			TOT	SHF	AVG	
												1	2	3	OT		TS	1	2				3
5	D	HENRY Tyrone	M	0	0	0	0	0	0	0	0.00	0	0	0	0	0	0:00	0:00	0:00	0:00	0:00	0	0:00
7	F	LAVIN Zach (BP)	M	1	0	1	2	0	0	0	0.00	2	2	0	4	+3	0:00	0:00	0:00	0:00	0:00	0	0:00
8	F	McGREGOR Tyler +C	M	1	1	2	0	0	0	0	0.00	1	1	3	5	+2	0:00	0:00	0:00	0:00	0:00	0	0:00
12	F	WESTLAKE Greg +A	M	1	1	2	0	5	4	1	55.56	0	0	1	1	+3	0:00	0:00	0:00	0:00	0:00	0	0:00
23	D	HICKEY Liam	M	1	0	1	0	0	0	0	0.00	1	1	0	2	+1	0:00	0:00	0:00	0:00	0:00	0	0:00
2	D	CRANE Rod	M	0	0	0	0	0	0	0	0.00	0	0	0	0	+2	0:00	0:00	0:00	0:00	0:00	0	0:00
6	D	ARMSTRONG Rob	M	0	1	1	0	0	0	0	0.00	0	0	1	1	+1	0:00	0:00	0:00	0:00	0:00	0	0:00
18	F	BRIDGES Billy	M	0	0	0	0	14	5	9	73.68	0	1	0	1	0	0:00	0:00	0:00	0:00	0:00	0	0:00



TUE 30 APR 2019

Start Time 13:00
End Time 14:48

Preliminary Round - Group A, Game 10



Head Coach : BABEY Ken											Shots on Goal				Time on Ice									
No.	Pos.	Name	Gen	G	A	P	PIM	FO+	FO-	FO+/-	FO%	1	2	3	OT	TS	+/-	1	2	3	OT	TOT	SHF	AVG
19	F	COZZOLINO Dominic +A	M	0	0	0	2	1	0	1	100.00	0	0	0	0	0	0	0:00	0:00	0:00	0:00	0:00	0	0:00
25	D	GEMMELL James	M	0	0	0	0	0	0	0	0.00	0	0	0	0	0	+2	0:00	0:00	0:00	0:00	0:00	0	0:00
4	F	DUNN James	M	0	0	0	0	0	0	0	0.00	0	0	0	0	0	0	0:00	0:00	0:00	0:00	0:00	0	0:00
22	F	RILEY Garrett	M	0	0	0	0	3	4	-1	42.86	0	0	0	0	0	0	0:00	0:00	0:00	0:00	0:00	0	0:00
28	F	LEHOUX Antoine	M	0	0	0	0	0	0	0	0.00	0	0	1	1	0	0:00	0:00	0:00	0:00	0:00	0	0:00	
30	GK	WATSON Corbin	M	0	0	0	0					0	0	0	0	0								
31	GK	LAROCQUE Dominic	M	0	1	1	0					0	0	0	0	0								
Total				4	4	8	4	23	13	10	63.89	4	5	6	15									

Team : KOR (white)																									
Head Coach : PARK Hyun Wook											Shots on Goal				Time on Ice										
No.	Pos.	Name	Gen	G	A	P	PIM	FO+	FO-	FO+/-	FO%	1	2	3	OT	TS	+/-	1	2	3	OT	TOT	SHF	AVG	
10	D	CHO Young Jae +A	M	0	0	0	0	0	0	0	0.00	0	0	0	0	0	-2	0:00	0:00	0:00	0:00	0:00	0	0:00	
12	D	KIM Young Sung (BP)	M	0	0	0	4	0	0	0	0.00	0	0	0	0	0	-2	0:00	0:00	0:00	0:00	0:00	0	0:00	
21	F	LEE Ju Seung	M	0	0	0	0	3	1	2	75.00	0	0	0	0	0	-1	0:00	0:00	0:00	0:00	0:00	0	0:00	
55	F	JANG Jong Ho +C	M	0	0	0	2	6	14	-8	30.00	0	0	0	0	0	-1	0:00	0:00	0:00	0:00	0:00	0	0:00	
97	D	CHOI Si Woo	M	0	0	0	0	0	1	-1	0.00	0	0	0	0	0	-1	0:00	0:00	0:00	0:00	0:00	0	0:00	
9	D	CHOI Kwang Hyouk	M	0	0	0	0	0	0	0	0.00	0	0	0	0	0	-1	0:00	0:00	0:00	0:00	0:00	0	0:00	
14	F	JUNG Seung Hwan	M	0	0	0	0	0	0	0	0.00	1	0	0	1	-2	0:00	0:00	0:00	0:00	0:00	0	0:00		
20	D	JANG Dong Shin	M	0	0	0	4	0	0	0	0.00	0	0	0	0	0	-1	0:00	0:00	0:00	0:00	0:00	0	0:00	
27	F	CHO Byeong Seok +A	M	0	0	0	0	3	7	-4	30.00	0	0	0	0	0	-2	0:00	0:00	0:00	0:00	0:00	0	0:00	
28	F	LEE Jong Kyung	M	0	0	0	0	1	0	1	100.00	0	0	0	0	0	-2	0:00	0:00	0:00	0:00	0:00	0	0:00	
3	F	RYU Jee Hyun	M	0	0	0	0	0	0	0	0.00	0	0	0	0	0	0	0:00	0:00	0:00	0:00	0:00	0	0:00	
26	F	KIM Dea Jung	M	0	0	0	0	0	0	0	0.00	0	0	0	0	0	0	0:00	0:00	0:00	0:00	0:00	0	0:00	
51	F	KIM Sanglak	M	0	0	0	0	0	0	0	0.00	0	0	0	0	0	0	0:00	0:00	0:00	0:00	0:00	0	0:00	
31	GK	YU Man Gyun	M	0	0	0	0					0	0	0	0	0									
32	GK	LEE Jae Woong	M	0	0	0	0					0	0	0	0	0									
Total				0	0	0	10	13	23	-10	36.11	1	0	0	1										

Group A

R	Team	GP	W	OTW	OTL	L	GDF	GF : GA	PTS
1	USA	2	2	0	0	0	+6	7 : 1	6
2	CAN	3	2	0	0	1	+14	19 : 5	6
3	KOR	3	1	0	0	2	-7	3 : 10	3
4	NOR	2	0	0	0	2	-13	4 : 17	0

	CAN	KOR	NOR	USA
CAN	*****	4:0	14:2	1:3
KOR	0:4	*****	3:2	0:4
NOR	2:14	2:3	*****	TUE 30 APR 16:30
USA	3:1	4:0	TUE 30 APR 16:30	*****

Legend:			
(G) Goals in tournament	* does not count for Plus/minus	+/- Plus/minus net	+A Assistant captain
+C Captain	A Assists	D Defence	EQ Equal strength
ET/Res Penalty end time/Result of game	F Forward	FO- Face-offs lost	FO% Face-offs won as percentage
FO+ Face-offs won	FO+/- Face-offs net	G Goals	GA Goals against
GDF Goal difference	Gen Gender	GF Goals for	GK Goalkeeper
GP Games played	L Losses	M Male	MIP Minutes in play (GK)
No. Jersey number	OT Overtime	OTL Overtime losses	OTW Overtime wins
P Points	PIM Penalties in minutes	Pos. Position	PP1 Power play - 1 player
PPG Power play goals	PTS Points	R Rank	SH1 Shorthanded - 1 player
SHG Shorthanded goals	SOG Shots on goal	SVS Saves	THP Time on power play
TS Total shots	W Wins		



Shot Chart CAN - KOR

Shots by KOR
Goals (o): 0
SSP (<): 1
SSG (+): 1
SPG (-): 2




GK 31 of CAN



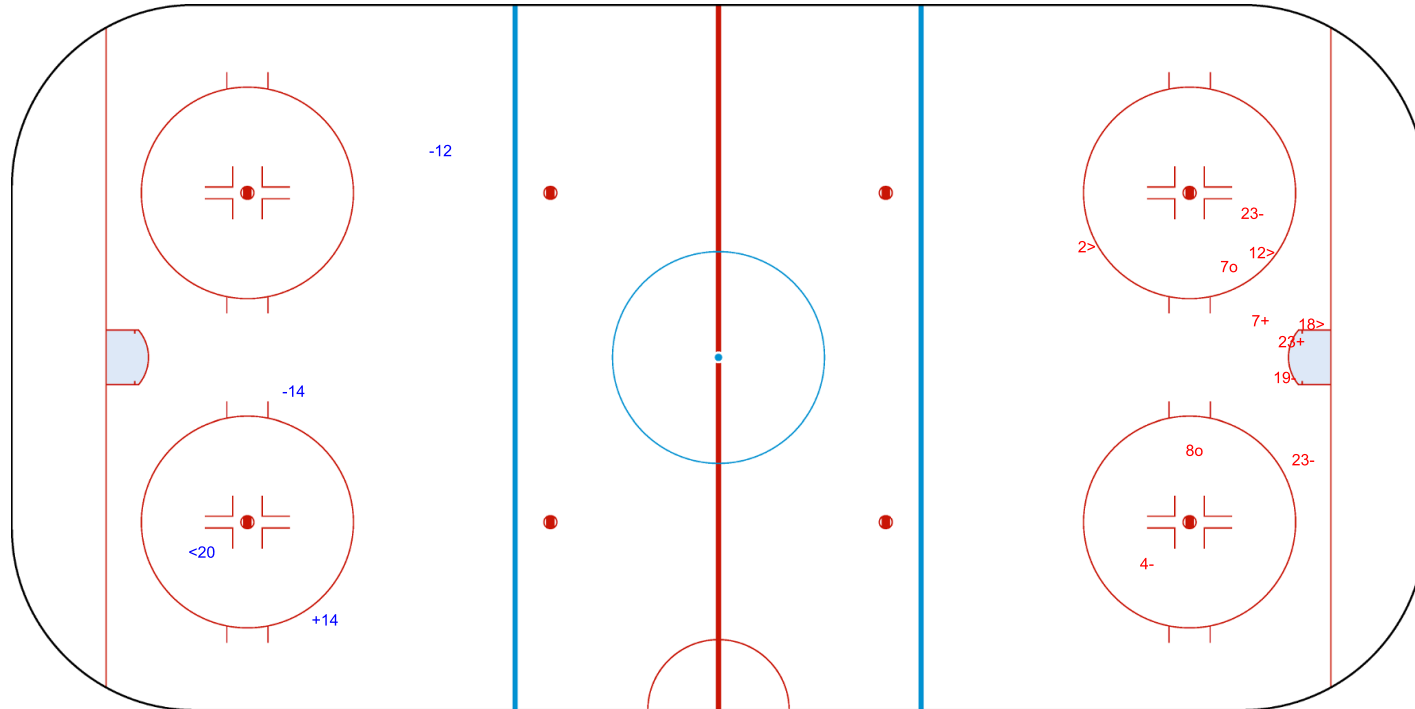
Period: 1



Shots by CAN
Goals (o): 2
SSP (>): 3
SSG (+): 2
SPG (-): 4



GK 32 of KOR

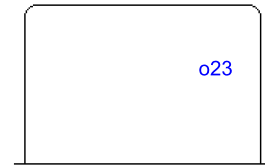


Legend:	GK Goalkeeper	SPG Shots past goal	SSG Shots saved by goalkeeper	SSP Shots saved by player
----------------	----------------------	----------------------------	--------------------------------------	----------------------------------



Shot Chart CAN - KOR

Shots by CAN
Goals (o): 1 SSG (+): 4
SSP (-): 3 SPG (-): 6



GK 32 of KOR



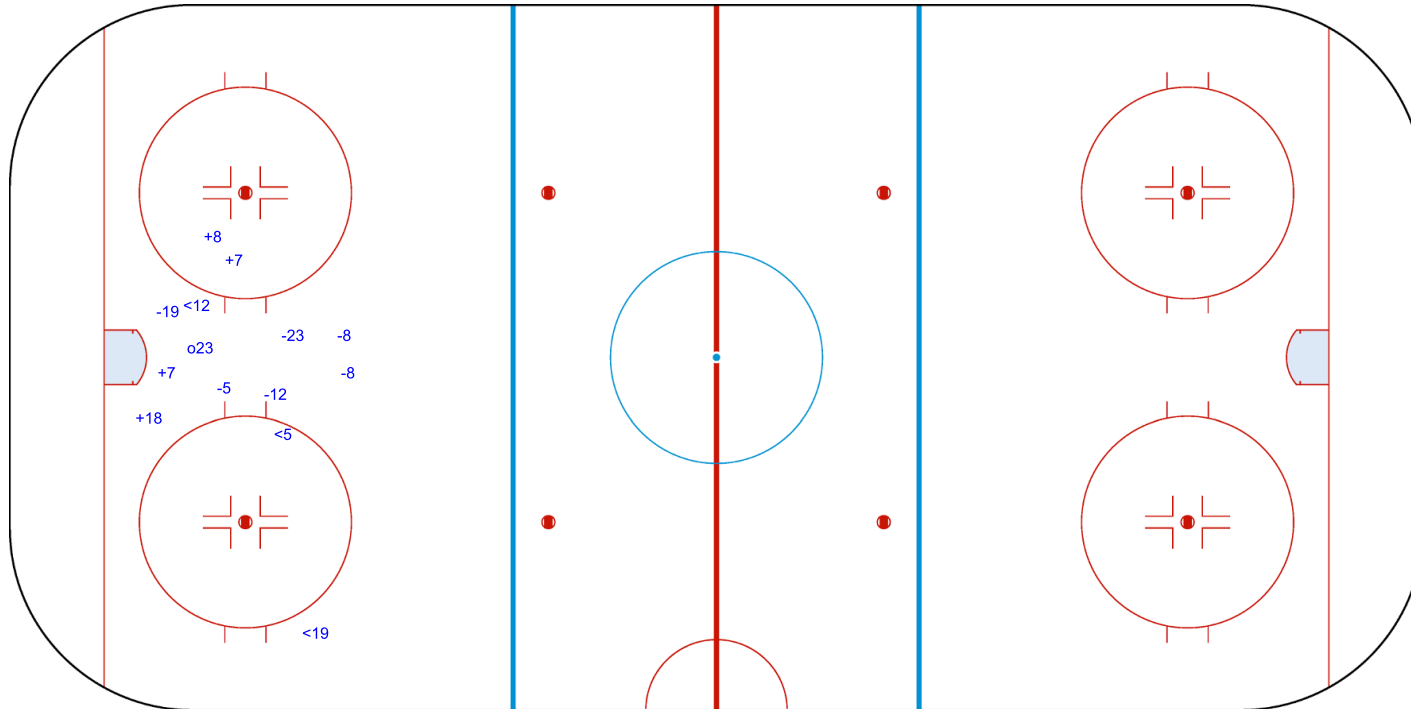
Period: 2



Shots by KOR
Goals (o): 0 SSG (+): 0
SSP (>): 0 SPG (-): 0



GK 31 of CAN



Legend:	GK Goalkeeper	SPG Shots past goal	SSG Shots saved by goalkeeper	SSP Shots saved by player
----------------	----------------------	----------------------------	--------------------------------------	----------------------------------



Shot Chart
CAN - KOR

Shots by KOR
Goals (o): 0 SSG (+): 0
SSP (-): 0 SPG (-): 0




GK 31 of CAN



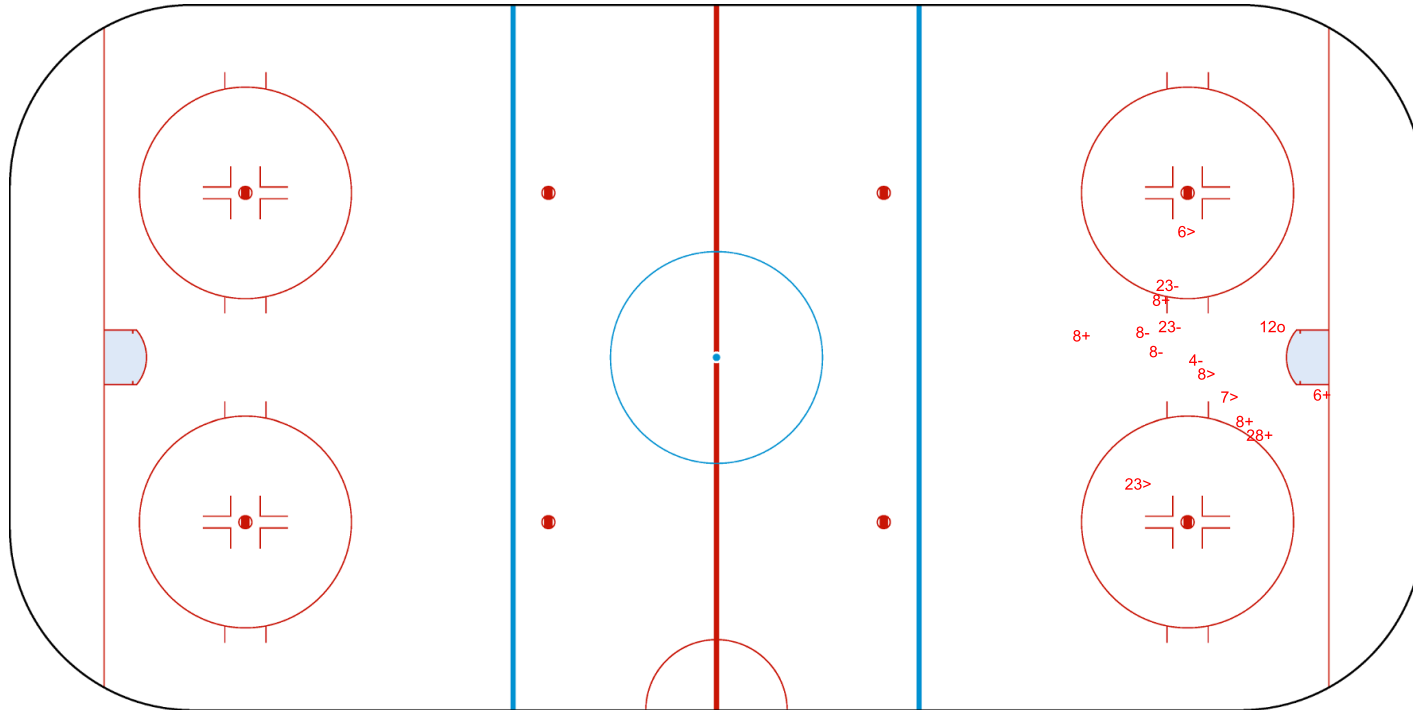
Period: 3



Shots by CAN
Goals (o): 1 SSG (+): 5
SSP (>): 4 SPG (-): 5



GK 32 of KOR



Legend:		
GK	Goalkeeper	
SPG	Shots past goal	
SSG	Shots saved by goalkeeper	
SSP	Shots saved by player	



Face-off Chart
CAN - KOR

PERIOD 1

CAN	KOR	CAN	KOR	CAN	KOR
Def. zone	Att. zone	Neutral zone		Att. zone	Def. zone
		- 12	+ 55	+ 12	- 27
		+ 18	- 55	- 12	+ 21
		- 12	+ 27	- 18	+ 55
		+ 18	- 55	+ 18	- 55
		+ 12	- 55	- 18	+ 55
				- 12	+ 27
				+ 18	- 97

Total wins / period

3 / 60%

2 / 40%

3 / 43%

4 / 57%

Total wins
all zones

CAN	KOR
6 / 50%	6 / 50%

PERIOD 2

CAN	KOR	CAN	KOR	CAN	KOR
Def. zone	Att. zone	Neutral zone		Att. zone	Def. zone
+ 18	- 27	+ 12	- 55	+ 18	- 55
+ 12	- 27	+ 22	- 27	- 22	+ 55
+ 18	- 21	+ 18	- 55	- 22	+ 27
		+ 12	- 27	+ 18	- 55
				- 18	+ 55

Total wins / period

3 / 100%

0 / 0%

4 / 100%

0 / 0%

2 / 40%

3 / 60%

Total wins
all zones

CAN	KOR
9 / 75%	3 / 25%

PERIOD 3

CAN	KOR	CAN	KOR	CAN	KOR
Def. zone	Att. zone	Neutral zone		Att. zone	Def. zone
		+ 18	- 55	+ 19	- 27
		+ 18	- 55	+ 22	- 55
		- 18	+ 21	- 22	+ 21
				+ 18	- 55
				- 22	+ 55
				+ 18	- 27
				- 18	+ 28
				+ 18	- 55
				+ 22	- 55

Total wins / period

2 / 67%

1 / 33%

6 / 67%

3 / 33%

Total wins
all zones

CAN	KOR
8 / 67%	4 / 33%

TOTAL

CAN	KOR	CAN	KOR	CAN	KOR
Def. zone	Att. zone	Neutral zone		Att. zone	Def. zone

Total wins / game

3 / 100%

0 / 0%

9 / 75%

3 / 25%

11 / 52%

10 / 48%

Total wins
all zones

CAN	KOR
23 / 64%	13 / 36%



HEAD TO HEAD

		KOR									
	No.	21	27	28	55	97	Tot	wins CAN	Dz	Nz	Az
CAN	12	0 - 1	3 - 2		2 - 1		9	5 56%	1 100%	3 60%	1 33%
	18	1 - 1	2 - 0	0 - 1	10 - 3	1 - 0	19	14 74%	2 100%	5 83%	7 64%
	19		1 - 0				1	1 100%			1 100%
	22	0 - 1	1 - 1		2 - 2		7	3 43%		1 100%	2 33%
	Tot	4	10	1	20	1	36	23 64%	3 100%	9 75%	11 52%
	wins KOR	3 75%	3 30%	1 100%	6 30%	0 0%	13 36%				
	Dz	2 100%	2 40%	1 100%	5 42%	0 0%	10 48%				
	Nz	1 100%	1 33%		1 13%		3 25%				
	Az	0 0%	0 0%				0 0%				

Legend:									
Az	Attacking zone	Dz	Defending zone	No.	Jersey number	Nz	Neutral zone	Tot	Total face-offs played



Game Roster

USA - NOR

Referee

GRUMSEN Jacob (DEN)

Linesmen

FERGENBAUM Matt (CAN) , LUNDEN Andreas (SWE)

Goalkeepers

Team: USA

No.	Name	Gen	GP	MIP	GA	SVS	SOG	SVS%	GAA
32	LEE Jen	M	2	45:00	0	3	3	100.00	0.00
34	CASH Steve	M	2	45:00	1	10	11	90.91	1.00

Team Roster

Team: USA (white)

No.	Pos.	Name	Gen	GP	G	A	PTS	PIM	+/-
3	D	DEQUEBEC Ralph	M	2	0	0	0	0	+1
4	F	ROYBAL Brody	M	2	1	1	2	2	+3
7	D	GOOLEY Colin	M	1	0	0	0	0	+1
8	D	WALLACE Jack	M	2	1	0	1	2	+1
9	F	DODSON Travis	M	2	0	0	0	0	0
13	F	McDERMOTT Luke	M	2	0	0	0	0	0
15	F	ZYCH Kyle	M	2	0	0	0	0	+2
16	F	FARMER Declan	M	2	3	1	4	0	+6
17	D	DOUGLAS Christopher	M	2	0	2	2	0	+2
22	F	GROVE Noah	M	2	2	0	2	0	+2
23	F	ROMAN Rico	M	2	0	0	0	0	0
27	D	PAULS Josh	M	2	0	3	3	0	+4
32	GK	LEE Jen	M	2	0	0	0	0	
34	GK	CASH Steve	M	2	0	0	0	0	
40	F	HARGIS Josh	M	2	0	0	0	8	-1
88	F	McKEE Kevin	M	1	0	0	0	0	0

Head Coach: HOFF David

Team: NOR

No.	Name	Gen	GP	MIP	GA	SVS	SOG	SVS%	GAA
39	GROELINE Johan	M	2	57:30	9	14	23	60.87	7.04
81	HAUGEN Erik	M	2	30:00	8	6	14	42.86	12.00

Team: NOR (red)

No.	Pos.	Name	Gen	GP	G	A	PTS	PIM	+/-
3	D	PEDERSEN Rolf Einar	M	2	0	0	0	4	-7
6	F	KIRSTISTUEN Emil	M	2	0	0	0	0	-6
9	F	VAERNES Morten	M	2	0	2	2	0	-4
10	F	RIVERA Tor Joakim	M	2	0	1	1	0	-4
12	F	BOGLE Magnus	M	0	0	0	0	0	0
16	D	NORDSTOGA Knut Andre	M	2	0	1	1	0	-5
17	F	SOLBERG Loyd Remi	M	2	0	1	1	0	-3
20	D	HAMRE Martin	M	2	0	0	0	8	-6
22	D	BAKKE Audun	M	2	3	0	3	0	-6
25	D	SUNDT Andreas	M	2	0	0	0	0	-5
29	F	SCHROEDER Lena	F	2	0	0	0	0	-7
35	F	GROESFJELD Martin	M	2	0	0	0	0	-2
39	GK	GROELINE Johan	M	2	0	0	0	0	
71	F	OISETH Ola	M	2	1	0	1	0	-1
77	F	AANEKRE Torstein	M	2	0	1	1	0	-4
81	GK	HAUGEN Erik	M	2	0	0	0	0	

Head Coach: HEGDE Espen

Legend:			
A Assists	D Defence	F Female / Forward	G Goals
GA Goals against	GAA Goals against as average per 45 minutes	Gen Gender	GK Goalkeeper
GP Games played	M Male	MIP Minutes and seconds played	No. Jersey number
PIM Penalties in minutes	Pos. Position	PTS Points	SOG Shots on goal
SVS Saves	SVS% Saves in percentage	+/- Plus/minus net	



TUE 30 APR 2019

Start Time 16:30

Preliminary Round - Group A, Game 11



Line-ups

USA - NOR

Referee

GRUMSEN Jacob (DEN)

Linesmen

FERGENBAUM Matt (CAN) , LUNDEN Andreas (SWE)

Goalkeepers

Team: USA

No.	Name	Gen
34	CASH Steve	M
32	LEE Jen	M

Team Line-ups

Team: USA (white)

No.	Pos.	Name	Gen
17	D	DOUGLAS Christopher	M
27	D	PAULS Josh +C	M
9	F	DODSON Travis	M
13	F	McDERMOTT Luke	M
23	F	ROMAN Rico +A	M
3	D	DEQUEBEC Ralph	M
7	D	GOOLEY Colin	M
15	F	ZYCH Kyle	M
16	F	FARMER Declan +A	M
22	F	GROVE Noah	M
8	D	WALLACE Jack	M
4	F	ROYBAL Brody	M
88	F	McKEE Kevin	M

Head Coach: HOFF David

NOT DRESSED:

40 F HARGIS Josh M

Team: NOR

No.	Name	Gen
81	HAUGEN Erik	M
39	GROELINE Johan	M

Team: NOR (red)

No.	Pos.	Name	Gen
20	D	HAMRE Martin +A	M
25	D	SUNDT Andreas	M
9	F	VAERNES Morten	M
71	F	OISETH Ola	M
77	F	AANEKRE Torstein	M
16	D	NORDSTOGA Knut Andre +A	M
22	D	BAKKE Audun	M
10	F	RIVERA Tor Joakim	M
17	F	SOLBERG Loyd Remi +C	M
29	F	SCHROEDER Lena	F
6	F	KIRSTISTUEN Emil	M
35	F	GROESFJELD Martin	M

Head Coach: HEGDE Espen

NOT DRESSED:

3 D PEDERSEN Rolf Einar M
12 F BOGLE Magnus M

Legend:

D	Defence	F	Female / Forward	Gen	Gender	M	Male
No.	Jersey number	Pos.	Position	+A	Assistant captain	+C	Captain



Graphical Line-ups

USA - NOR

Referee

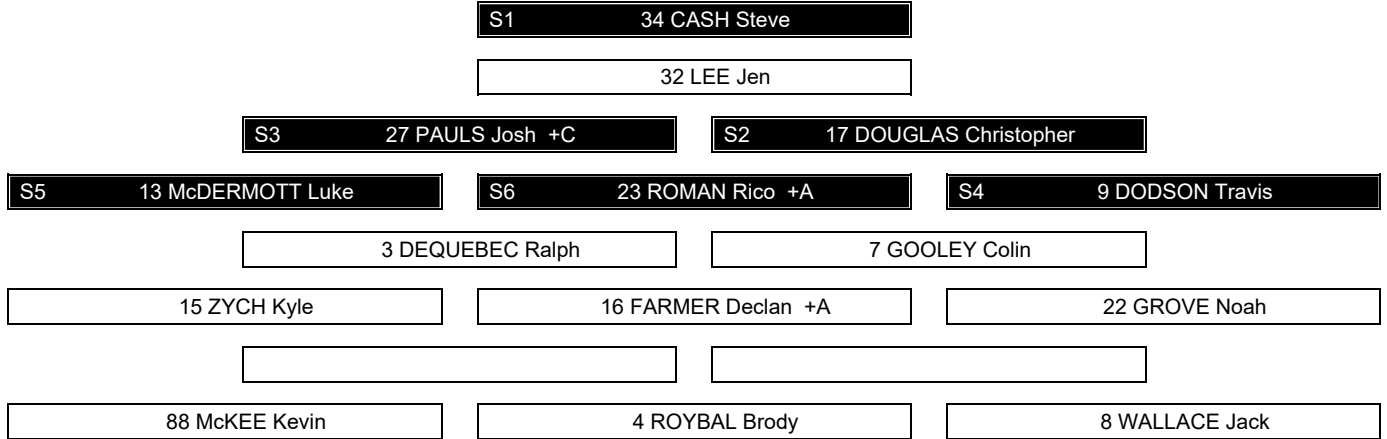
GRUMSEN Jacob (DEN)

Linesmen

FERGENBAUM Matt (CAN) , LUNDEN Andreas (SWE)

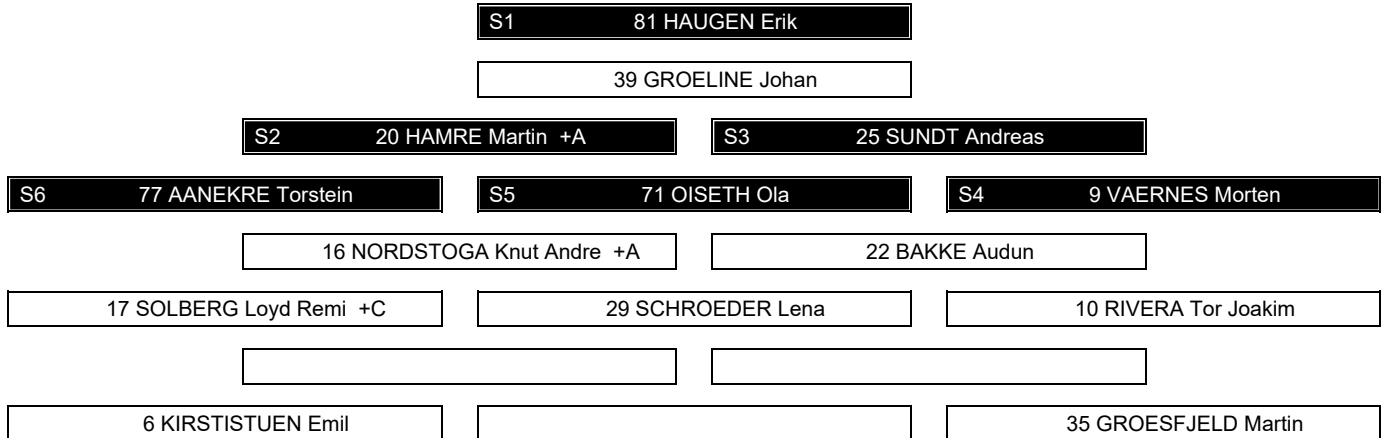
Team: USA - USA (white)

Head Coach: HOFF David



Team: NOR - Norway (red)

Head Coach: HEGDE Espen



Legend:			
Sn	Starting position	+A	Assistant captain
		+C	Captain



Game Summary

USA - NOR 10 - 0 (5 - 0 , 4 - 0 , 1 - 0)

Spectators	Referee	Linesmen
1638	GRUMSEN Jacob (DEN)	FERGENBAUM Matt (CAN) , LUNDEN Andreas (SWE)

Team Statistics

Period	Score	SVS	SOG	PIM	TPP	PPG	SHG
1	5 : 0	0 : 5	10 : 0	0 : 2	00:35 : 00:00	1 : 0	0 : 0
2	4 : 0	3 : 5	9 : 3	2 : 0	00:00 : 02:00	0 : 0	0 : 0
3	1 : 0	1 : 1	2 : 1	0 : 0	00:00 : 00:00	0 : 0	0 : 0
Total	10 : 0	4 : 11	21 : 4	2 : 2	00:35 : 02:00	1 : 0	0 : 0

1st Period

Action	Time	ET/Res	Team	Type	No.	Name	(G)	Name of Assistant(s) / Action Description
GK	00:00		USA		34	CASH S		- Goalkeeper in
GK	00:00		NOR		81	HAUGEN E		- Goalkeeper in
Goal	00:21	1 : 0	USA	EQ	17	DOUGLAS C	(1)	On Ice USA 34 9 13 17 23 27 NOR 81 9 20 25 71 77
Goal	04:23	2 : 0	USA	EQ	27	PAULS J	(1)	On Ice USA 34 15 16 17 22 27 NOR 81 9 16 22 29 77
Goal	06:07	3 : 0	USA	EQ	8	WALLACE J	(2)	4 ROYBAL B 7 GOOLEY C On Ice USA 34 3 4 7 8 88 NOR 81 6 16 22 29 35
Goal	12:12	4 : 0	USA	EQ	23	ROMAN R	(1)	13 McDERMOTT L 3 DEQUEBEC R On Ice USA 34 3 7 9 13 23 NOR 81 17 20 25 29 35
Penalty	13:12	13:47	NOR	2 min.	20	HAMRE M		- Tripping
Goal	13:47	5 : 0	USA	PP1	16	FARMER D	(4)	On Ice USA 34 3 7 15 16 22 NOR 81 9 16 17 22 *

2nd Period

Action	Time	ET/Res	Team	Type	No.	Name	(G)	Name of Assistant(s) / Action Description
Goal	15:14	6 : 0	USA	EQ	23	ROMAN R	(2)	13 McDERMOTT L 3 DEQUEBEC R On Ice USA 34 3 7 9 13 23 NOR 81 9 20 25 71 77
Penalty	18:18	20:18	USA	2 min.	88	McKEE K		- Interference
Goal	21:02	7 : 0	USA	EQ	22	GROVE N	(3)	17 DOUGLAS C 16 FARMER D On Ice USA 34 15 16 17 22 27 NOR 81 6 20 25 29 35
Goal	21:36	8 : 0	USA	EQ	4	ROYBAL B	(2)	8 WALLACE J 88 McKEE K On Ice USA 34 3 4 7 8 88 NOR 81 9 16 22 71 77
Goal	21:58	9 : 0	USA	EQ	13	McDERMOTT L	(1)	23 ROMAN R On Ice USA 34 9 13 17 23 27 NOR 81 10 17 20 25 29

3rd Period

Action	Time	ET/Res	Team	Type	No.	Name	(G)	Name of Assistant(s) / Action Description
GK	30:00		USA		32	LEE J		- Goalkeeper in
Goal	35:32	10 : 0	USA	EQ	15	ZYCH K	(1)	16 FARMER D On Ice USA 32 7 15 16 22 27 NOR 81 10 16 22 29 77
GK	45:00		USA					32 LEE J - Goalkeeper out
GK	45:00		NOR					81 HAUGEN E - Goalkeeper out

Goalkeeper Records

Team : USA - USA

No.	Name	SOG	SVS	MIP
34	CASH Steve	3	3	30:00
32	LEE Jen	1	1	15:00

Team : NOR - Norway

No.	Name	SOG	SVS	MIP
81	HAUGEN Erik	21	11	45:00
39	GROELINE Johan			

Game Statistics

Team : USA (white)																								
Head Coach : HOFF David										Shots on Goal			Time on Ice											
No.	Pos.	Name	Gen	G	A	P	PIM	FO+	FO-	FO+/-	FO%	1	2	3	OT	TS	+/-	1	2	3	OT	TOT	SHF	AVG
9	F	DODSON Travis	M	0	0	0	0	0	0	0	0.00	0	0	0	0	0	+4	0:00	0:00	0:00	0:00	0:00	0	0:00



TUE 30 APR 2019

Start Time 16:30
End Time 18:12

Preliminary Round - Group A, Game 11



Head Coach : HOFF David

No.	Pos.	Name	Gen	G	A	P	PIM	FO+	FO-	FO+/-	FO%	Shots on Goal					+/-	Time on Ice						
												1	2	3	OT	TS		1	2	3	OT	TOT	SHF	AVG
13	F	McDERMOTT Luke (BP)	M	1	2	3	0	0	0	0	0.00	1	1	0	2	+4	0:00	0:00	0:00	0:00	0:00	0	0:00	
17	D	DOUGLAS Christopher	M	1	1	2	0	0	0	0	0.00	1	0	0	1	+4	0:00	0:00	0:00	0:00	0:00	0	0:00	
23	F	ROMAN Rico +A	M	2	1	3	0	5	4	1	55.56	1	1	0	2	+4	0:00	0:00	0:00	0:00	0:00	0	0:00	
27	D	PAULS Josh +C	M	1	0	1	0	0	0	0	0.00	1	0	0	1	+5	0:00	0:00	0:00	0:00	0:00	0	0:00	
3	D	DEQUEBEC Ralph	M	0	2	2	0	0	0	0	0.00	1	2	0	3	+4	0:00	0:00	0:00	0:00	0:00	0	0:00	
7	D	GOOLEY Colin	M	0	1	1	0	0	0	0	0.00	0	0	1	1	+5	0:00	0:00	0:00	0:00	0:00	0	0:00	
15	F	ZYCH Kyle	M	1	0	1	0	0	0	0	0.00	0	0	1	1	+3	0:00	0:00	0:00	0:00	0:00	0	0:00	
16	F	FARMER Declan +A	M	1	2	3	0	9	2	7	81.82	2	2	0	4	+3	0:00	0:00	0:00	0:00	0:00	0	0:00	
22	F	GROVE Noah	M	1	0	1	0	0	0	0	0.00	2	2	0	4	+3	0:00	0:00	0:00	0:00	0:00	0	0:00	
4	F	ROYBAL Brody	M	1	1	2	0	1	0	1	100.00	0	1	0	1	+2	0:00	0:00	0:00	0:00	0:00	0	0:00	
8	D	WALLACE Jack	M	1	1	2	0	6	1	5	85.71	1	0	0	1	+2	0:00	0:00	0:00	0:00	0:00	0	0:00	
88	F	McKEE Kevin	M	0	1	1	2	0	0	0	0.00	0	0	0	0	+2	0:00	0:00	0:00	0:00	0:00	0	0:00	
32	GK	LEE Jen	M	0	0	0	0	0	0	0	0.00	0	0	0	0							0		
34	GK	CASH Steve	M	0	0	0	0	0	0	0	0.00	0	0	0	0							0		
Total				10	12	22	2	21	7	14	75.00	10	9	2	21									

Team : NOR (red)

Head Coach : HEGDE Espen

No.	Pos.	Name	Gen	G	A	P	PIM	FO+	FO-	FO+/-	FO%	Shots on Goal					+/-	Time on Ice						
												1	2	3	OT	TS		1	2	3	OT	TOT	SHF	AVG
9	F	VAERNES Morten	M	0	0	0	0	0	0	0	0.00	0	1	1	2	-4	0:00	0:00	0:00	0:00	0:00	0	0:00	
20	D	HAMRE Martin +A	M	0	0	0	2	0	0	0	0.00	0	0	0	0	-5	0:00	0:00	0:00	0:00	0:00	0	0:00	
25	D	SUNDT Andreas	M	0	0	0	0	0	0	0	0.00	0	0	0	0	-5	0:00	0:00	0:00	0:00	0:00	0	0:00	
71	F	OISETH Ola	M	0	0	0	0	6	8	-2	42.86	0	0	0	0	-3	0:00	0:00	0:00	0:00	0:00	0	0:00	
77	F	AANEKRE Torstein	M	0	0	0	0	0	0	0	0.00	0	0	0	0	-5	0:00	0:00	0:00	0:00	0:00	0	0:00	
10	F	RIVERA Tor Joakim	M	0	0	0	0	0	1	-1	0.00	0	0	0	0	-2	0:00	0:00	0:00	0:00	0:00	0	0:00	
16	D	NORDSTOGA Knut Andre +A (BP)	M	0	0	0	0	0	0	0	0.00	0	1	0	1	-4	0:00	0:00	0:00	0:00	0:00	0	0:00	
17	F	SOLBERG Loyd Remi +C	M	0	0	0	0	0	0	0	0.00	0	0	0	0	-2	0:00	0:00	0:00	0:00	0:00	0	0:00	
22	D	BAKKE Audun	M	0	0	0	0	0	1	-1	0.00	0	1	0	1	-4	0:00	0:00	0:00	0:00	0:00	0	0:00	
29	F	SCHROEDER Lena	F	0	0	0	0	1	11	-10	8.33	0	0	0	0	-6	0:00	0:00	0:00	0:00	0:00	0	0:00	
6	F	KIRSTISTUEN Emil	M	0	0	0	0	0	0	0	0.00	0	0	0	0	-2	0:00	0:00	0:00	0:00	0:00	0	0:00	
35	F	GROESFJELD Martin	M	0	0	0	0	0	0	0	0.00	0	0	0	0	-3	0:00	0:00	0:00	0:00	0:00	0	0:00	
39	GK	GROELINE Johan	M	0	0	0	0	0	0	0	0.00	0	0	0	0							0		
81	GK	HAUGEN Erik	M	0	0	0	0	0	0	0	0.00	0	0	0	0							0		
Total				0	0	0	2	7	21	-14	25.00	0	3	1	4									

Group A

R	Team	GP	W	OTW	OTL	L	GDF	GF : GA	PTS
1	USA	3	3	0	0	0	+16	17 : 1	9
2	CAN	3	2	0	0	1	+14	19 : 5	6
3	KOR	3	1	0	0	2	-7	3 : 10	3
4	NOR	3	0	0	0	3	-23	4 : 27	0

	CAN	KOR	NOR	USA
CAN	*****	4:0	14:2	1:3
KOR	0:4	*****	3:2	0:4
NOR	2:14	2:3	*****	0:10
USA	3:1	4:0	10:0	*****

Legend:	
(G) Goals in tournament	* does not count for Plus/minus
+C Captain	A Assists
ET/Res Penalty end time/Result of game	F Female / Forward
FO+ Face-offs won	FO+/- Face-offs net
GDF Goal difference	Gen Gender
GP Games played	L Losses
No. Jersey number	OT Overtime
P Points	PIM Penalties in minutes
PPG Power play goals	PTS Points
SOG Shots on goal	SVS Saves
W Wins	
	+/- Plus/minus net
	D Defence
	FO- Face-offs lost
	G Goals
	GF Goals for
	M Male
	OTL Overtime losses
	Pos. Position
	R Rank
	TPP Time on power play
	+A Assistant captain
	EQ Equal strength
	FO% Face-offs won as percentage
	GA Goals against
	GK Goalkeeper
	MIP Minutes in play (GK)
	OTW Overtime wins
	PP1 Power play - 1 player
	SHG Shorthanded goals
	TS Total shots



Shot Chart
USA - NOR

Shots by NOR
Goals (o): 0 SSG (+): 0
SSP (<): 0 SPG (-): 0



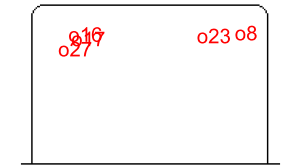
GK 34 of USA



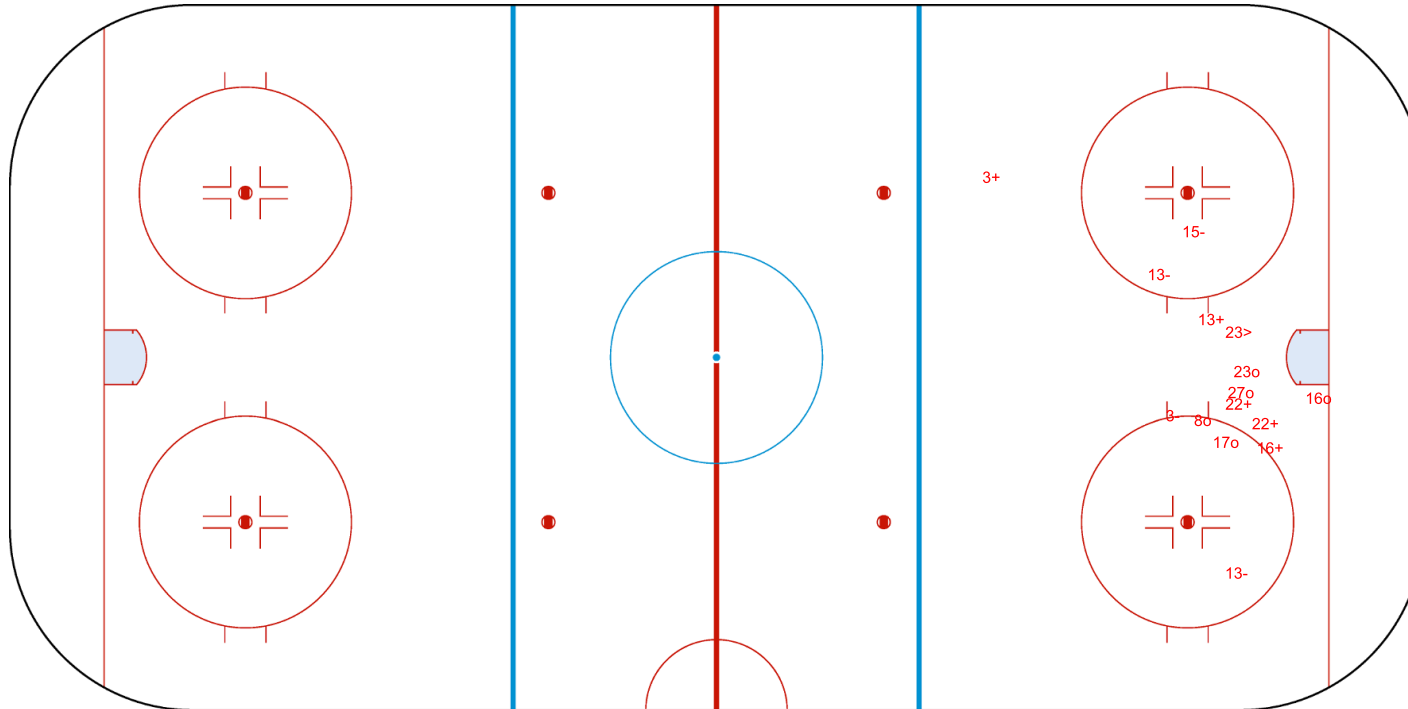
Period: 1



Shots by USA
Goals (o): 5 SSG (+): 5
SSP (>): 1 SPG (-): 4



GK 81 of NOR



Legend:	GK Goalkeeper	SPG Shots past goal	SSG Shots saved by goalkeeper	SSP Shots saved by player
----------------	----------------------	----------------------------	--------------------------------------	----------------------------------

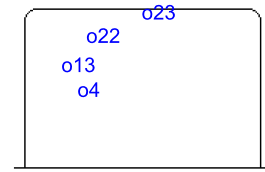


Shot Chart
USA - NOR

NOR → Period: 2 ← USA

Shots by USA
Goals (o): 4 SSG (+): 5
SSP (-): 0 SPG (-): 5

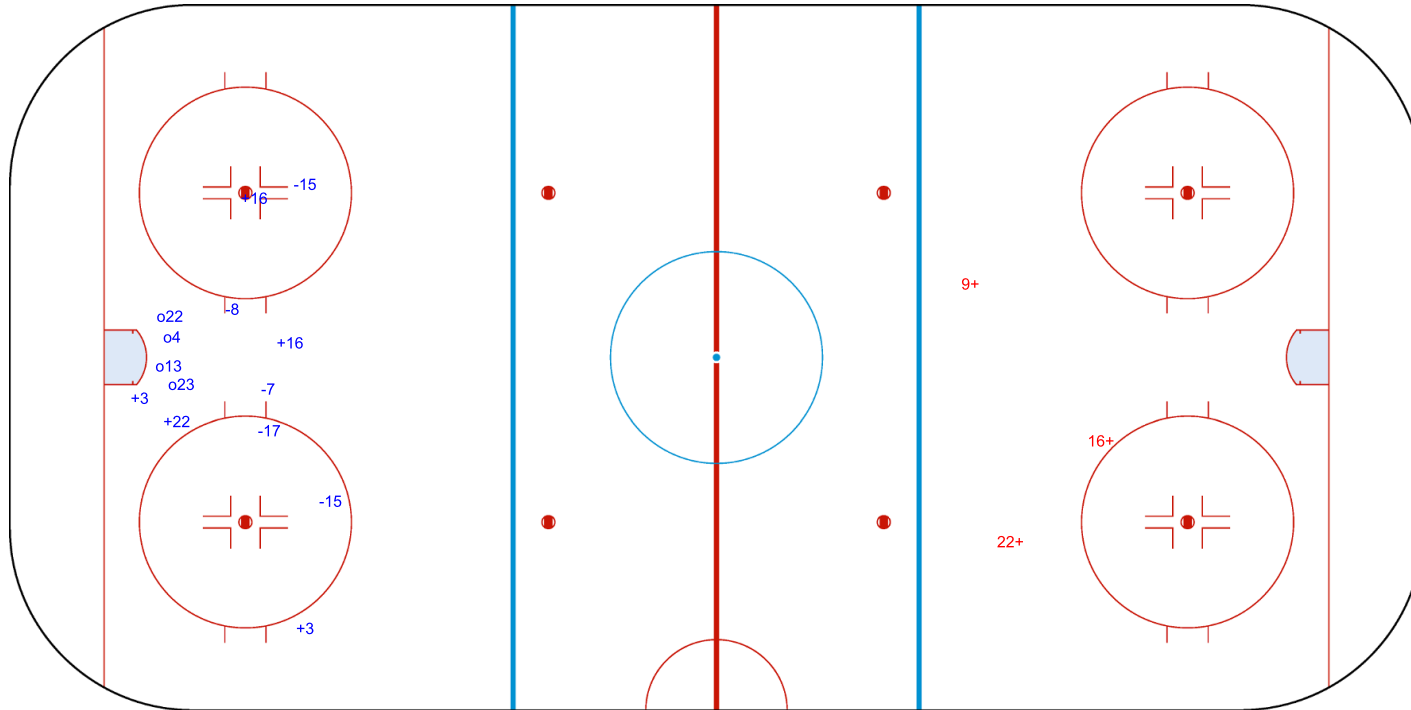
Shots by NOR
Goals (o): 0 SSG (+): 3
SSP (>): 0 SPG (-): 0



GK 81 of NOR



GK 34 of USA



Legend:	
GK Goalkeeper	SSP Shots saved by player
SPG Shots past goal	SSG Shots saved by goalkeeper



Shot Chart
USA - NOR

Shots by NOR
Goals (o): 0 SSG (+): 1
SSP (<): 1 SPG (-): 0



GK 32 of USA



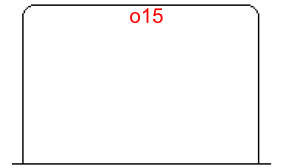
GK 34 of USA



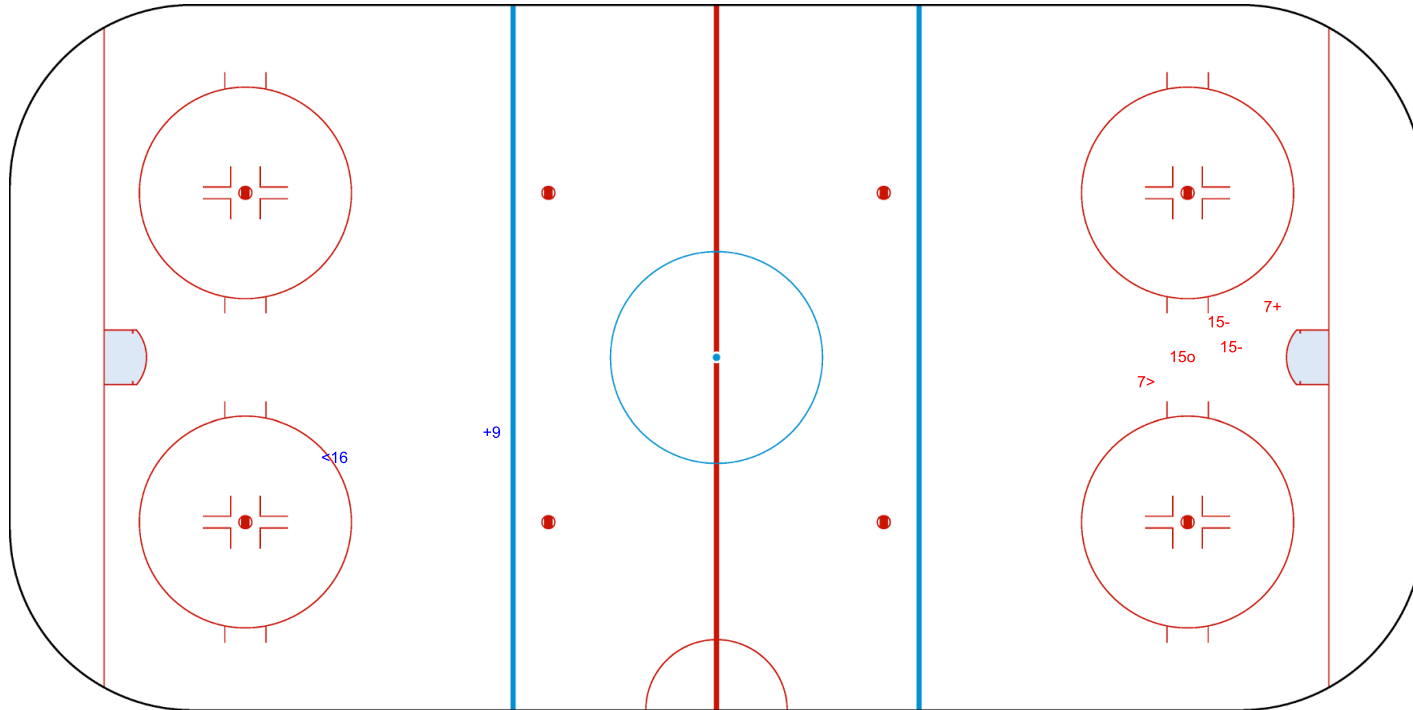
Period: 3



Shots by USA
Goals (o): 1 SSG (+): 1
SSP (>): 1 SPG (-): 2



GK 81 of NOR



Legend:					
GK	Goalkeeper	SPG	Shots past goal	SSG	Shots saved by goalkeeper
				SSP	Shots saved by player



Face-off Chart
USA - NOR

PERIOD 1

USA	NOR	USA	NOR	USA	NOR
Def. zone	Att. zone	Neutral zone		Att. zone	Def. zone
		+ 23	- 71	+ 23	- 29
		+ 16	- 29	+ 8	- 29
		+ 16	- 71	+ 8	- 71
		- 8	+ 71	- 16	+ 71
		+ 16	- 71		
		+ 16	- 29		
		+ 8	- 29		

Total wins / period

6 / 86%	1 / 14%
---------	---------

3 / 75%	1 / 25%
---------	---------

Total wins all zones

USA	NOR
9 / 82%	2 / 18%

PERIOD 2

USA	NOR	USA	NOR	USA	NOR
Def. zone	Att. zone	Neutral zone		Att. zone	Def. zone
+ 8	- 22	- 23	+ 71	+ 16	- 71
		+ 23	- 29	- 16	+ 71
		+ 8	- 71	- 23	+ 71
		+ 23	- 71	+ 16	- 29
		- 23	+ 71	+ 16	- 29
				+ 8	- 29
				+ 23	- 10

Total wins / period

1 / 100%	0 / 0%
----------	--------

3 / 60%	2 / 40%
---------	---------

5 / 71%	2 / 29%
---------	---------

Total wins all zones

USA	NOR
9 / 69%	4 / 31%

PERIOD 3

USA	NOR	USA	NOR	USA	NOR
Def. zone	Att. zone	Neutral zone		Att. zone	Def. zone
+ 4	- 29	- 23	+ 29	+ 16	- 29
		+ 16	- 71		

Total wins / period

1 / 100%	0 / 0%
----------	--------

1 / 50%	1 / 50%
---------	---------

1 / 100%	0 / 0%
----------	--------

Total wins all zones

USA	NOR
3 / 75%	1 / 25%

TOTAL

USA	NOR	USA	NOR	USA	NOR
Def. zone	Att. zone	Neutral zone		Att. zone	Def. zone
		10 / 71%	4 / 29%	9 / 75%	3 / 25%

Total wins / game

2 / 100%	0 / 0%
----------	--------

10 / 71%	4 / 29%
----------	---------

9 / 75%	3 / 25%
---------	---------

Total wins all zones

USA	NOR
21 / 75%	7 / 25%



HEAD TO HEAD

		NOR								
	No.	10	22	29	71	Tot	wins USA	Dz	Nz	Az
USA	4			1 - 0		1	1 100%	1 100%		
	8		1 - 0	3 - 0	2 - 1	7	6 86%	1 100%	2 67%	3 100%
	16			5 - 0	4 - 2	11	9 82%		5 100%	4 67%
	23	1 - 0		2 - 1	2 - 3	9	5 56%		3 50%	2 67%
	Tot		1	1	12	14	28	21 75%	2 100%	10 71%
	wins NOR	0 0%	0 0%	1 8%	6 43%	7 25%				
	Dz	0 0%		0 0%	3 60%	3 25%				
	Nz			1 20%	3 33%	4 29%				
	Az		0 0%	0 0%		0 0%				

Legend:									
Az	Attacking zone	Dz	Defending zone	No.	Jersey number	Nz	Neutral zone	Tot	Total face-offs played



Game Roster

ITA - CZE

Referee

YAMAGUCHI Sotaro (JPN)

Goalkeepers

Team: ITA

No.	Name	Gen	GP	MIP	GA	SVS	SOG	SVS%	GAA
1	STILLITANO Santino	M	2	00:00	0	0	0	0.00	0.00
15	ARAUDO Gabriele	M	2	90:00	1	19	20	95.00	0.50

Team Roster

Team: ITA (blue)

No.	Pos.	Name	Gen	GP	G	A	PTS	PIM	+/-
1	GK	STILLITANO Santino	M	2	0	0	0	0	
5	F	PLANKER Florian	M	2	1	1	2	0	+5
6	D	CAVALIERE Gian Luca	M	2	0	2	2	2	+4
8	D	RADICE Roberto	M	2	0	1	1	0	+1
9	F	KALEGARIS Sandro	M	2	2	0	2	2	+5
10	F	KAFMANN Stephan	M	2	0	0	0	2	+4
11	F	LARCH Nils	M	2	2	1	3	0	+6
15	GK	ARAUDO Gabriele	M	2	0	0	0	0	
18	D	MACRI Andrea	M	2	1	0	1	0	+3
25	F	TORELLA Francesco	M	2	0	0	0	0	0
27	F	ANDREONI Alessandro	M	2	2	0	2	2	+3
34	F	LANZA Gabriele	M	0	0	0	0	0	0
62	F	DEPAOLI Christoph	M	2	0	3	3	0	+4
66	D	PAROLIN Emanuele	M	2	0	0	0	0	+1
69	D	ENDERLE Alex	M	2	1	0	1	0	+2
82	D	KASSLATTER Julian	M	0	0	0	0	0	0
84	D	KERSCHBAUMER Stefan	M	2	0	1	1	2	+2

Head Coach: da RIN de LORENZO Massimo

Linesmen

NIITYLA Lari (FIN) , RUNDSTROM Tony (SWE)

Team: CZE

No.	Name	Gen	GP	MIP	GA	SVS	SOG	SVS%	GAA
1	KUDELA Martin	M	2	45:00	0	11	11	100.00	0.00
6	VAPENKA Michal	M	2	45:00	1	2	3	66.67	1.00

Team: CZE (white)

No.	Pos.	Name	Gen	GP	G	A	PTS	PIM	+/-
1	GK	KUDELA Martin	M	2	0	0	0	0	0
6	GK	VAPENKA Michal	M	2	0	0	0	0	0
11	F	WAGNER Karel	M	2	0	1	1	2	+5
18	F	NOVOTNY Miroslav	M	2	0	0	0	0	+4
21	D	KVOCH Tomas	M	2	0	3	3	0	+6
24	F	SAFRANEK Zdenek	M	2	2	0	2	2	+3
26	F	KLIMA Zdenek	M	2	0	0	0	2	+2
29	D	KUBES Pavel	M	2	3	0	3	0	+5
65	D	HRBEK Miroslav	M	0	0	0	0	0	0
67	D	DOLEZAL Pavel	M	2	1	1	2	2	+7
69	F	KORINEK Lukas	M	2	0	0	0	0	+2
74	F	GEIER Michal	M	2	3	2	5	0	+7
75	F	RAUL Jiri	M	2	1	0	1	0	+3
77	F	PALAT David	M	2	0	1	1	0	+4
82	F	HABL Zdenek	M	2	3	6	9	2	+8
96	F	KRUPICKA Zdenek	M	2	1	0	1	2	+3

Head Coach: BRIZA Jiri

Legend:			
A Assists	D Defence	F Forward	G Goals
GA Goals against	GAA Goals against as average per 45 minutes	Gen Gender	GK Goalkeeper
GP Games played	M Male	MIP Minutes and seconds played	No. Jersey number
PIM Penalties in minutes	Pos. Position	PTS Points	SOG Shots on goal
SVS Saves	SVS% Saves in percentage	+/- Plus/minus net	



TUE 30 APR 2019

Start Time 20:00

Preliminary Round - Group B, Game 12



Line-ups

ITA - CZE

Referee

YAMAGUCHI Sotaro (JPN)

Goalkeepers

Team: ITA

No.	Name	Gen
15	ARAUDO Gabriele	M
82	KASSLATTER Julian	M

Team Line-ups

Team: ITA (blue)

No.	Pos.	Name	Gen
84	D	KERSCHBAUMER Stefan	M
5	F	PLANKER Florian +A	M
9	F	KALEGARIS Sandro	M
10	F	KAFMANN Stephan	M
11	F	LARCH Nils	M
6	D	CAVALIERE Gian Luca +C	M
8	D	RADICE Roberto	M
18	D	MACRI Andrea +A	M
27	F	ANDREONI Alessandro	M
62	F	DEPAOLI Christoph	M
66	D	PAROLIN Emanuele	M
69	D	ENDERLE Alex	M
34	F	LANZA Gabriele	M

Head Coach: da RIN de LORENZO Massimo

NOT DRESSED:

1	GK	STILLITANO Santino	M
25	F	TORELLA Francesco	M

Linesmen

NITTYLA Lari (FIN) , RUNDSTROM Tony (SWE)

Team: CZE

No.	Name	Gen
6	VAPENKA Michal	M
1	KUDELA Martin	M

Team: CZE (white)

No.	Pos.	Name	Gen
21	D	KVOCH Tomas	M
29	D	KUBES Pavel +A	M
18	F	NOVOTNY Miroslav	M
74	F	GEIER Michal +C	M
82	F	HABL Zdenek +A	M
67	D	DOLEZAL Pavel	M
11	F	WAGNER Karel	M
24	F	SAFRANEK Zdenek	M
26	F	KLIMA Zdenek	M
96	F	KRUPICKA Zdenek	M
69	F	KORINEK Lukas	M
75	F	RAUL Jiri	M
77	F	PALAT David	M

Head Coach: BRIZA Jiri

NOT DRESSED:

65	D	HRBEK Miroslav	M
----	---	----------------	---

Legend:

D	Defence	F	Forward	Gen	Gender	M	Male
No.	Jersey number	Pos.	Position	+A	Assistant captain	+C	Captain

ITA GK #1 can not play, so player #82 will dress as a GK



Graphical Line-ups

ITA - CZE

Referee
YAMAGUCHI Sotaro (JPN)

Linesmen
NITTYLA Lari (FIN) , RUNDSTROM Tony (SWE)


Team: ITA - Italy (blue)

Head Coach: da RIN de LORENZO Massimo



Team: CZE - Czech Republic (white)

Head Coach: BRIZA Jiri



Legend:			
Sn	Starting position	+A	Assistant captain
		+C	Captain



Game Summary

ITA - CZE 0 - 4 (0 - 3 , 0 - 1 , 0 - 0)

Spectators	Referee	Linesmen
7700	YAMAGUCHI Sotaro (JPN)	NITTYLA Lari (FIN) , RUNDSTROM Tony (SWE)

Team Statistics

Period	Score	SVS	SOG	PIM	TPP	PPG	SHG
1	0 : 3	8 : 2	2 : 11	6 : 2	02:00 : 02:05	0 : 1	0 : 2
2	0 : 1	1 : 5	5 : 2	4 : 6	03:20 : 04:01	0 : 1	0 : 0
3	0 : 0	2 : 4	4 : 2	0 : 12	03:46 : 00:00	0 : 0	0 : 0
Total	0 : 4	11 : 11	11 : 15	10 : 20	09:06 : 06:06	0 : 2	0 : 2

1st Period

Action	Time	ET/Res	Team	Type	No.	Name	(G)	Name of Assistant(s) / Action Description
GK	00:00		ITA		15	ARAUDO G		- Goalkeeper in
GK	00:00		CZE		6	VAPENKA M		- Goalkeeper in
Penalty	04:25	06:25	CZE	2 min.	24	SAFRANEK Z		- Holding an opponent
Goal	04:51	0 : 1	CZE	SH1	29	KUBES P	(4)	82 HABL Z On Ice ITA 15 5 6 9 10 18 74 GEIER M CZE 6 21 29 74 82
Goal	06:14	0 : 2	CZE	SH1	74	GEIER M	(4)	21 KVOCH T On Ice ITA 15 5 9 11 18 62 CZE 6 21 29 74 82
Penalty	07:40	09:40	ITA	2 min.	6	CAVALIERE GL		- Teeing
Penalty	12:56	13:01	ITA	2 min.	27	ANDREONI A		- Elbowing
Goal	13:01	0 : 3	CZE	PP1	74	GEIER M	(5)	75 RAUL J On Ice ITA 15 5 9 11 18 * 18 NOVOTNY M CZE 6 18 21 74 75 82
Penalty	15:00	15:55	ITA	2 min.	18	MACRI A		- Teeing

2nd Period

Action	Time	ET/Res	Team	Type	No.	Name	(G)	Name of Assistant(s) / Action Description
Goal	15:55	0 : 4	CZE	PP1	75	RAUL J	(2)	24 SAFRANEK Z On Ice ITA 15 5 6 9 11 * CZE 6 24 67 75 77 96
Penalty	17:48	19:48	CZE	2 min.	82	HABL Z		- Holding an opponent
Penalty	20:35	22:35	ITA	2 min.	69	ENDERLE A		- Tripping
Penalty	23:20	25:20	ITA	2 min.	6	CAVALIERE GL		- Roughing
Penalty	24:26	26:26	CZE	2 min.	75	RAUL J		- Interference
Penalty	29:46	31:46	CZE	2 min.	74	GEIER M		- Charging

3rd Period

Action	Time	ET/Res	Team	Type	No.	Name	(G)	Name of Assistant(s) / Action Description
GK	30:00		ITA		82	KASSLATTER J		- Goalkeeper in 15 ARAUDO G - Goalkeeper out
Penalty	36:29	38:29	CZE	2 min.	74	GEIER M		- Checking to the Head and Neck Area / Served by: 69 KORINEK L
Penalty	36:29	45:00	CZE	10 min.	74	GEIER M		- Misconduct
GK	45:00		ITA					82 KASSLATTER J - Goalkeeper out
GK	45:00		CZE					6 VAPENKA M - Goalkeeper out

Goalkeeper Records

Team : ITA - Italy

No.	Name	SOG	SVS	MIP
15	ARAUDO Gabriele	13	9	30:00
82	KASSLATTER Julian	2	2	15:00

Team : CZE - Czech Republic

No.	Name	SOG	SVS	MIP
6	VAPENKA Michal	11	11	45:00
1	KUDELA Martin			

Game Statistics

Team : ITA (blue)											Shots on Goal					Time on Ice								
No.	Pos.	Name	Gen	G	A	P	PIM	FO+	FO-	FO+/-	FO%	1	2	3	OT	TS	+/-	1	2	3	OT	TOT	SHF	AVG
5	F	PLANKER Florian +A	M	0	0	0	0	2	1	1	66.67	1	0	0	1	-2	0:00	0:00	0:00	0:00	0:00	0:00	0:00	
9	F	KALEGARIS Sandro	M	0	0	0	0	2	2	0	50.00	0	1	0	1	-2	0:00	0:00	0:00	0:00	0:00	0:00	0:00	



TUE 30 APR 2019

Start Time 20:00
End Time 21:55

Preliminary Round - Group B, Game 12



Head Coach : da RIN de LORENZO Massimo											Shots on Goal				Time on Ice									
No.	Pos.	Name	Gen	G	A	P	PIM	FO+	FO-	FO+/-	FO%	1	2	3	OT	TS	+/-	1	2	3	OT	TOT	SHF	AVG
10	F	KAFMANN Stephan	M	0	0	0	0	0	1	-1	0.00	0	0	0	0	0	-1	0:00	0:00	0:00		0:00	0	0:00
11	F	LARCH Nils	M	0	0	0	0	10	9	1	52.63	0	1	0	1	1	-1	0:00	0:00	0:00		0:00	0	0:00
84	D	KERSCHBAUMER Stefan	M	0	0	0	0	0	0	0	0.00	0	1	0	1	1	0	0:00	0:00	0:00		0:00	0	0:00
6	D	CAVALIERE Gian Luca +C	M	0	0	0	4	0	0	0	0.00	0	0	0	0	0	-1	0:00	0:00	0:00		0:00	0	0:00
8	D	RADICE Roberto	M	0	0	0	0	0	2	-2	0.00	0	1	1	2	2	0	0:00	0:00	0:00		0:00	0	0:00
18	D	MACRI Andrea +A	M	0	0	0	2	0	0	0	0.00	0	0	1	1	1	-2	0:00	0:00	0:00		0:00	0	0:00
27	F	ANDREONI Alessandro	M	0	0	0	2	5	5	0	50.00	1	0	1	2	2	0	0:00	0:00	0:00		0:00	0	0:00
62	F	DEPAOLI Christoph (BP)	M	0	0	0	0	2	1	1	66.67	0	1	0	1	1	-1	0:00	0:00	0:00		0:00	0	0:00
34	F	LANZA Gabriele	M	0	0	0	0	0	0	0	0.00	0	0	0	0	0	0	0:00	0:00	0:00		0:00	0	0:00
66	D	PAROLIN Emanuele	M	0	0	0	0	0	0	0	0.00	0	0	1	1	1	0	0:00	0:00	0:00		0:00	0	0:00
69	D	ENDERLE Alex	M	0	0	0	2	0	0	0	0.00	0	0	0	0	0	0	0:00	0:00	0:00		0:00	0	0:00
15	GK	ARAUDO Gabriele	M	0	0	0	0	0	0	0	0.00	0	0	0	0	0	0	0:00	0:00	0:00		0:00	0	0:00
82	GK	KASSLATTER Julian	M	0	0	0	0	0	0	0	0.00	0	0	0	0	0	0	0:00	0:00	0:00		0:00	0	0:00
Total				0	0	0	10	21	21	0	50.00	2	5	4	11									

Team : CZE (white)

Head Coach : BRIZA Jiri											Shots on Goal				Time on Ice									
No.	Pos.	Name	Gen	G	A	P	PIM	FO+	FO-	FO+/-	FO%	1	2	3	OT	TS	+/-	1	2	3	OT	TOT	SHF	AVG
18	F	NOVOTNY Miroslav	M	0	1	1	0	0	0	0	0.00	0	1	0	1	1	0	0:00	0:00	0:00		0:00	0	0:00
21	D	KVOCH Tomas	M	0	1	1	0	0	0	0	0.00	2	0	1	3	3	+2	0:00	0:00	0:00		0:00	0	0:00
29	D	KUBES Pavel +A	M	1	0	1	0	0	0	0	0.00	1	0	0	1	1	+2	0:00	0:00	0:00		0:00	0	0:00
74	F	GEIER Michal +C (BP)	M	2	1	3	14	1	0	1	100.00	3	0	0	3	3	+2	0:00	0:00	0:00		0:00	0	0:00
82	F	HABL Zdenek +A	M	0	1	1	2	11	11	0	50.00	1	0	0	1	1	+2	0:00	0:00	0:00		0:00	0	0:00
11	F	WAGNER Karel	M	0	0	0	0	0	0	0	0.00	0	0	0	0	0	0	0:00	0:00	0:00		0:00	0	0:00
24	F	SAFRANEK Zdenek	M	0	1	1	2	6	10	-4	37.50	1	0	1	2	2	0	0:00	0:00	0:00		0:00	0	0:00
26	F	KLIMA Zdenek	M	0	0	0	0	0	0	0	0.00	0	0	0	0	0	0	0:00	0:00	0:00		0:00	0	0:00
67	D	DOLEZAL Pavel	M	0	0	0	0	0	0	0	0.00	0	0	0	0	0	0	0:00	0:00	0:00		0:00	0	0:00
96	F	KRUPICKA Zdenek	M	0	0	0	0	1	0	1	100.00	2	0	0	2	2	0	0:00	0:00	0:00		0:00	0	0:00
69	F	KORINEK Lukas	M	0	0	0	0	0	0	0	0.00	0	0	0	0	0	0	0:00	0:00	0:00		0:00	0	0:00
75	F	RAUL Jiri	M	1	1	2	2	2	0	2	100.00	0	1	0	1	1	0	0:00	0:00	0:00		0:00	0	0:00
77	F	PALAT David	M	0	0	0	0	0	0	0	0.00	1	0	0	1	1	0	0:00	0:00	0:00		0:00	0	0:00
1	GK	KUDELA Martin	M	0	0	0	0	0	0	0	0.00	0	0	0	0	0	0	0:00	0:00	0:00		0:00	0	0:00
6	GK	VAPENKA Michal	M	0	0	0	0	0	0	0	0.00	0	0	0	0	0	0	0:00	0:00	0:00		0:00	0	0:00
Total				4	6	10	20	21	21	0	50.00	11	2	2	15									

Group B

R	Team	GP	W	OTW	OTL	L	GDF	GF : GA	PTS
1	CZE	3	3	0	0	0	+17	18 : 1	9
2	ITA	3	2	0	0	1	+4	9 : 5	6
3	SWE	3	0	1	0	2	-8	3 : 11	2
4	JPN	3	0	0	1	2	-13	2 : 15	1

	CZE	ITA	JPN	SWE
CZE	*****	4:0	8:0	6:1
ITA	0:4	*****	5:1	4:0
JPN	0:8	1:5	*****	1:2
SWE	1:6	0:4	2:1	*****

Legend:	
(G) Goals in tournament	* does not count for Plus/minus
+C Captain	A Assists
F Forward	FO- Face-offs lost
FO+/- Face-offs net	G Goals
Gen Gender	GF Goals for
L Losses	M Male
OT Overtime	OTL Overtime losses
PIM Penalties in minutes	Pos. Position
PTS Points	R Rank
SOG Shots on goal	SVS Saves
W Wins	
+/- Plus/minus net	+A Assistant captain
D Defence	ET/Res Penalty end time/Result of game
FO% Face-offs won as percentage	FO+ Face-offs won
GA Goals against	GDF Goal difference
GK Goalkeeper	GP Games played
MIP Minutes in play (GK)	No. Jersey number
OTW Overtime wins	P Points
PP1 Power play - 1 player	PPG Power play goals
SH1 Shorthanded - 1 player	SHG Shorthanded goals
TPP Time on power play	TS Total shots



Shot Chart
ITA - CZE

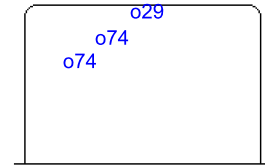


Period: 1

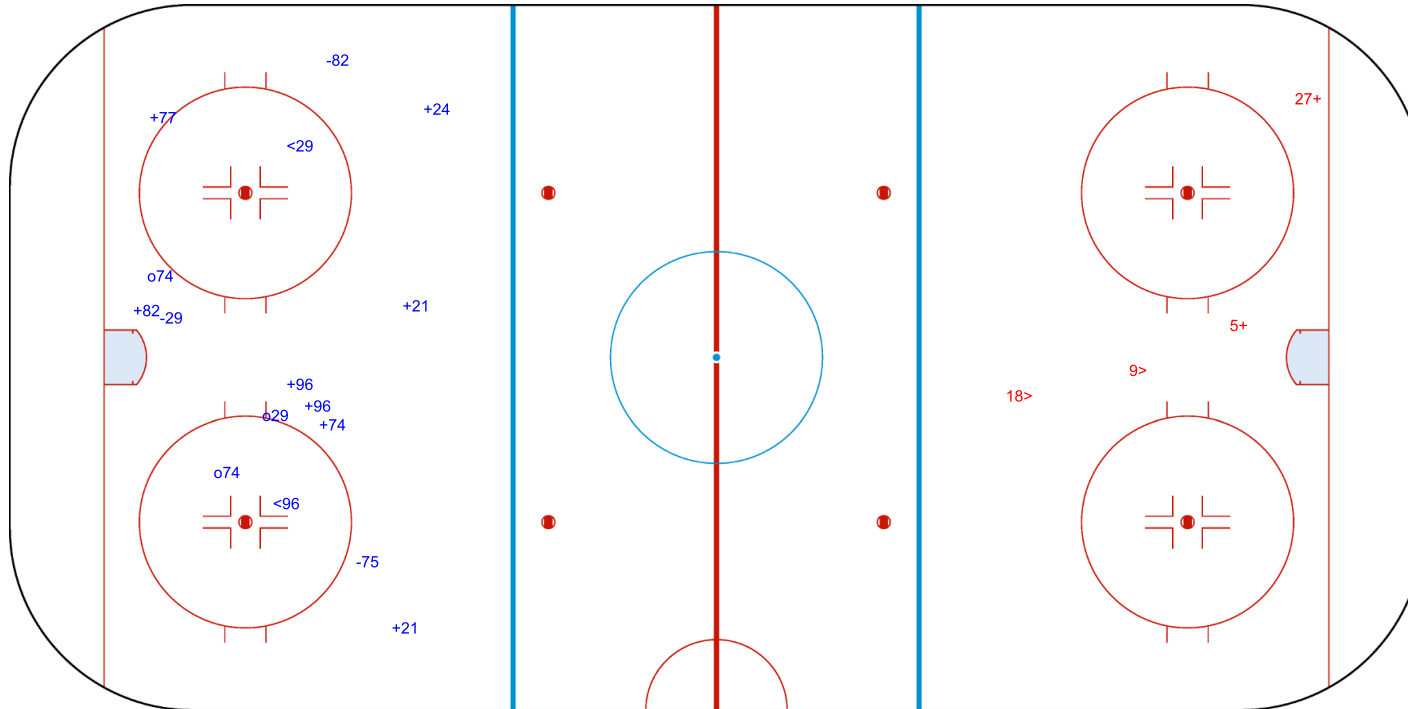


Shots by CZE
Goals (o): 3 SSG (+): 8
SSP (-): 2 SPG (-): 3

Shots by ITA
Goals (o): 0 SSG (+): 2
SSP (>): 2 SPG (-): 0



GK 15 of ITA



GK 6 of CZE

Legend:	
GK	Goalkeeper
SPG	Shots past goal
SSG	Shots saved by goalkeeper
SSP	Shots saved by player



Shot Chart
ITA - CZE



Period: 2



Shots by ITA
Goals (o): 0
SSP (-): 1
SSG (+): 5
SPG (-): 1

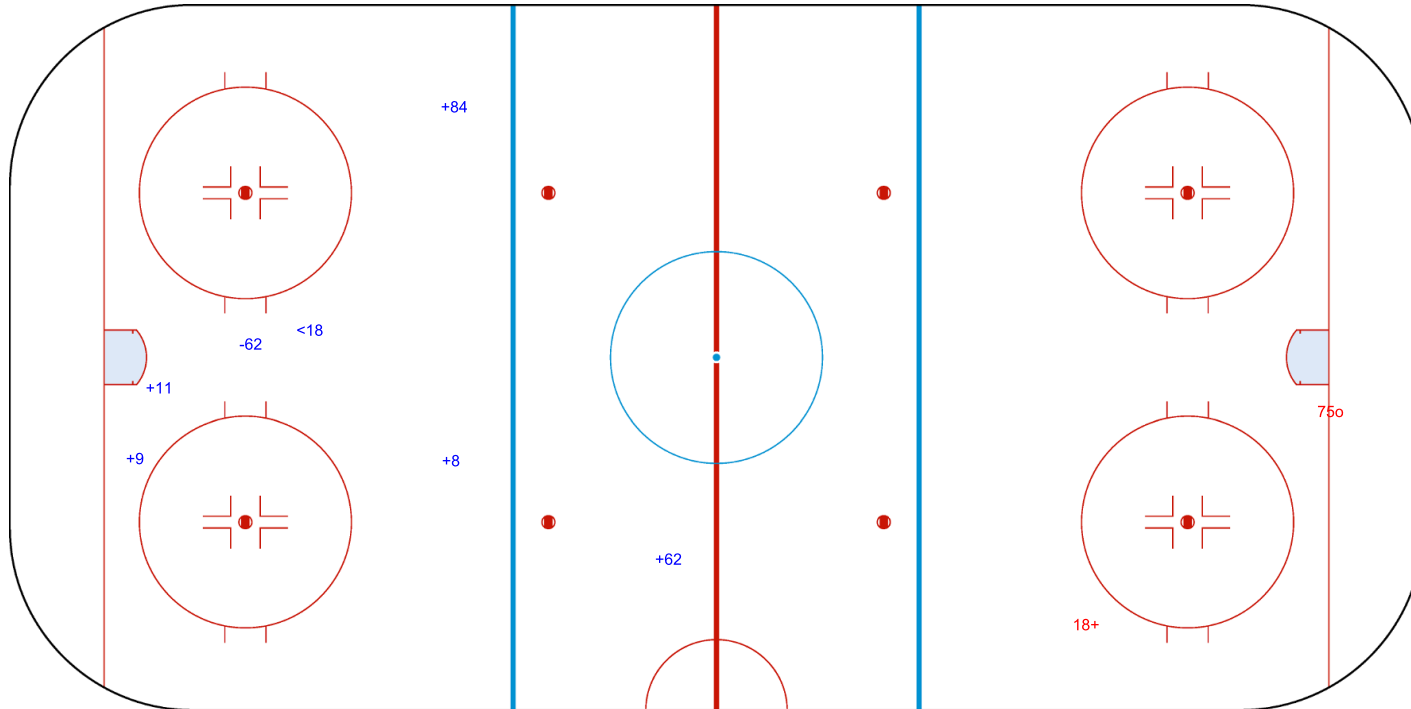
Shots by CZE
Goals (o): 1
SSP (>): 0
SSG (+): 1
SPG (-): 0



GK 6 of CZE



GK 15 of ITA



Legend:	
GK	Goalkeeper
SPG	Shots past goal
SSG	Shots saved by goalkeeper
SSP	Shots saved by player



Shot Chart
ITA - CZE



Period: 3



Shots by CZE
Goals (o): 0 SSG (+): 2
SSP (-): 4 SPG (-): 3

Shots by ITA
Goals (o): 0 SSG (+): 4
SSP (>): 1 SPG (-): 1



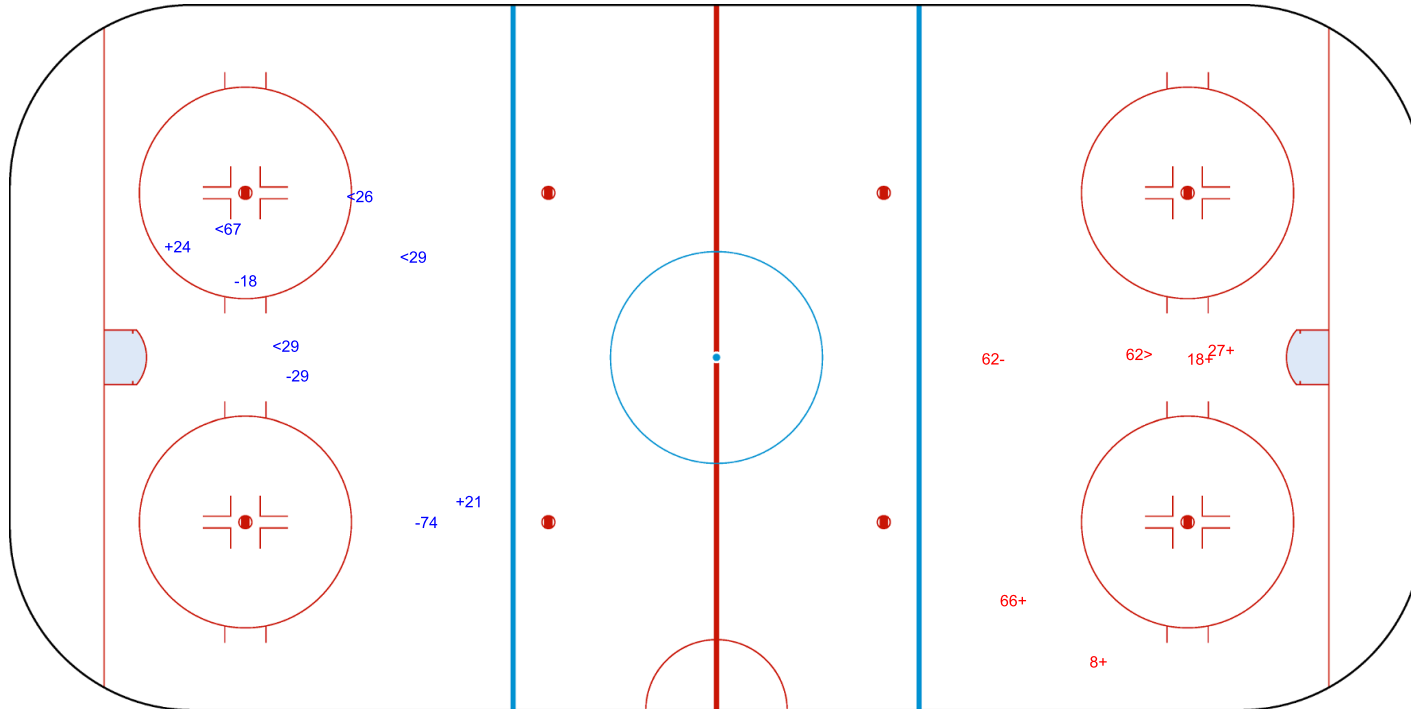
GK 15 of ITA



GK 82 of ITA



GK 6 of CZE



Legend:	
GK	Goalkeeper
SPG	Shots past goal
SSG	Shots saved by goalkeeper
SSP	Shots saved by player



Face-off Chart

ITA - CZE

PERIOD 1

	ITA		CZE		ITA		CZE		Total wins all zones	
	Def. zone	Att. zone	Neutral zone	Neutral zone	Att. zone	Def. zone	Att. zone	Def. zone	ITA	CZE
	+ 11	- 82	+ 11	- 82	- 62	+ 82				
	+ 27	- 24	- 11	+ 96	+ 11	- 82				
	- 11	+ 24	- 27	+ 82	- 27	+ 24				
	+ 11	- 82	- 11	+ 82	- 11	+ 82				
	- 10	+ 82			- 11	+ 82				
	- 11	+ 82								
	- 5	+ 24								
Total wins / period	3 / 43%	4 / 57%	1 / 25%	3 / 75%	1 / 20%	4 / 80%	5 / 31%	11 / 69%		

PERIOD 2

	ITA		CZE		ITA		CZE		Total wins all zones	
	Def. zone	Att. zone	Neutral zone	Neutral zone	Att. zone	Def. zone	Att. zone	Def. zone	ITA	CZE
	- 9	+ 24	- 11	+ 82	+ 11	- 24				
	+ 5	- 24	+ 27	- 24	- 9	+ 82				
	+ 9	- 82	- 27	+ 74	+ 9	- 82				
	+ 27	- 24	+ 27	- 24	+ 5	- 24				
	- 11	+ 82	+ 11	- 82						
Total wins / period	3 / 60%	2 / 40%	3 / 60%	2 / 40%	3 / 75%	1 / 25%	9 / 64%	5 / 36%		

PERIOD 3

	ITA		CZE		ITA		CZE		Total wins all zones	
	Def. zone	Att. zone	Neutral zone	Neutral zone	Att. zone	Def. zone	Att. zone	Def. zone	ITA	CZE
	+ 11	- 24	+ 11	- 82	- 27	+ 24				
	- 27	+ 82	- 8	+ 75	+ 11	- 24				
	+ 11	- 82	+ 27	- 24						
	- 11	+ 24	- 8	+ 75						
	+ 62	- 82								
	+ 62	- 82								
Total wins / period	4 / 67%	2 / 33%	2 / 50%	2 / 50%	1 / 50%	1 / 50%	7 / 58%	5 / 42%		

TOTAL

	ITA		CZE		ITA		CZE		Total wins all zones	
	Def. zone	Att. zone	Neutral zone	Neutral zone	Att. zone	Def. zone	Att. zone	Def. zone	ITA	CZE
Total wins / game	10 / 56%	8 / 44%	6 / 46%	7 / 54%	5 / 45%	6 / 55%	21 / 50%	21 / 50%		



HEAD TO HEAD

		CZE									
No.	24	74	75	82	96	Tot	wins ITA	Dz	Nz	Az	
ITA	5	2 - 1				3	2 67%	1 50%		1 100%	
	8			0 - 2		2	0 0%		0 0%		
	9	0 - 1			2 - 1	4	2 50%	1 50%		1 50%	
	10				0 - 1	1	0 0%	0 0%			
	11	3 - 2			7 - 6	19	10 53%	4 50%	3 50%	3 60%	
	27	5 - 2	0 - 1		0 - 2	10	5 50%	2 67%	3 60%	0 0%	
	62				2 - 1	3	2 67%	2 100%		0 0%	
Tot	16	1	2	22	1	42	21 50%	10 56%	6 46%	5 45%	
wins CZE	6 38%	1 100%	2 100%	11 50%	1 100%	21 50%					
Dz	2 40%			4 67%		6 55%					
Nz	0 0%	1 100%	2 100%	3 50%	1 100%	7 54%					
Az	4 50%			4 40%		8 44%					

Legend:									
Az	Attacking zone	Dz	Defending zone	No.	Jersey number	Nz	Neutral zone	Tot	Total face-offs played



ICE HOCKEY
WORLD PARA ICE HOCKEY CHAMPIONSHIPS
PLAY-OFFS



TOURNAMENT PROGRESS

As of SUN 5 MAY 2019

Quarterfinals	Semifinals	Finals	
NOR 0 Game #15 MAY 1 20:00	USA 10 Game #18 MAY 3 20:00	USA 3 Game #20 MAY 4 16:30 Gold Medal Game	USA Gold Medal Winner
CZE 5	CZE 2		
KOR 6 Game #14 MAY 1 16:30	CAN 10 Game #17 MAY 3 16:30	CAN 2	Canada Silver Medal Winner
ITA 3	KOR 0	KOR 4 Game #19 MAY 4 13:00 Bronze Medal Game	Korea Bronze Medal Winner
		CZE 1	

Final Ranking		
Gold	USA	USA
Silver	CAN	Canada
Bronze	KOR	Korea
4	CZE	Czech Republic
5	NOR	Norway
6	ITA	Italy
7	SWE	Sweden
8	JPN	Japan

Game	Round	Date	Time	Teams	Results	1	2	3	OT	PSS	Venue
13	P7-8	WED 1 MAY	13:00 GMT+2	JPN - SWE	3 - 4	0 - 0	1 - 1	2 - 2	0 - 1		Ostravar Arena
14	QF	WED 1 MAY	16:30 GMT+2	KOR - ITA	6 - 3	2 - 0	2 - 2	2 - 1			Ostravar Arena
15	QF	WED 1 MAY	20:00 GMT+2	NOR - CZE	0 - 5	0 - 0	0 - 0	0 - 5			Ostravar Arena
16	P5-6	FRI 3 MAY	13:00 GMT+2	NOR - ITA	1 - 0	0 - 0	0 - 0	0 - 0	1 - 0		Ostravar Arena
17	SF	FRI 3 MAY	16:30 GMT+2	CAN - KOR	10 - 0	4 - 0	4 - 0	2 - 0			Ostravar Arena
18	SF	FRI 3 MAY	20:00 GMT+2	USA - CZE	10 - 2	3 - 1	7 - 1	0 - 0			Ostravar Arena
19	BMG	SAT 4 MAY	13:00 GMT+2	KOR - CZE	4 - 1	1 - 0	1 - 1	2 - 0			Ostravar Arena
20	GMG	SAT 4 MAY	16:30 GMT+2	USA - CAN	3 - 2	0 - 0	1 - 2	1 - 0	1 - 0		Ostravar Arena

Legend:						
1	1st period	2	2nd period	3	3rd period	BMG Bronze medal game
Px-y	Placement game	GMG	Gold medal game	PSS	Penalty shot shootout	OT Overtime
QF	Quarterfinals	SF	Semifinals			



Game Roster

JPN - SWE

Referee

BETHMANN Andrew (USA)

Goalkeepers

Team: JPN

No.	Name	Gen	GP	MIP	GA	SVS	SOG	SVS%	GAA
21	FUKUSHIMA Shinobu	M	3	140:00	14	42	56	75.00	4.50
77	HOSHIRO Atsuya	M	3	00:00	0	0	0	0.00	0.00

Team Roster

Team: JPN (black)

No.	Pos.	Name	Gen	GP	G	A	PTS	PIM	+/-
5	F	NIITSU Kazuyoshi	M	3	0	0	0	0	-4
11	F	HAMAMOTO Masaya	M	3	0	0	0	0	-4
13	F	YOSHIKAWA Mamoru	M	3	1	0	1	2	-6
14	F	SAKAMOTO Yoshihito	M	3	0	0	0	0	0
16	F	SHIBA Taimei	M	3	0	0	0	0	-6
21	GK	FUKUSHIMA Shinobu	M	3	0	0	0	0	
24	D	SUDO Satoru	M	3	0	0	0	2	-7
25	D	MISAWA Eiji	M	3	0	0	0	4	-8
33	D	ISHII Hideaki	M	3	0	0	0	0	-3
40	F	SHIOYA Yoshihiro	M	3	0	0	0	0	-5
70	F	KODAMA Nao	M	3	1	1	2	0	-5
77	GK	HOSHIRO Atsuya	M	3	0	0	0	0	
96	D	KUMAGAI Masaharu	M	3	0	0	0	4	-7

Head Coach: NAKAKITA Kojin

Linesmen

FERGENBAUM Matt (CAN) , LI Lintai (CHN)

Team: SWE

No.	Name	Gen	GP	MIP	GA	SVS	SOG	SVS%	GAA
5	NILSSON Ulf	M	3	45:00	6	18	24	75.00	6.00
84	NEJMAN Andreas	M	3	95:00	5	49	54	90.74	2.37

Team: SWE (yellow)

No.	Pos.	Name	Gen	GP	G	A	PTS	PIM	+/-
3	D	INGVARSSON Niklas	M	2	1	0	1	4	-9
5	GK	NILSSON Ulf	M	3	0	0	0	0	
6	D	NILSSON Peter	M	3	0	0	0	0	-9
14	F	PETTERSSON Johnny	M	3	0	0	0	0	-1
15	F	HEDBERG Christian	M	3	0	1	1	8	-3
17	F	CEDERSTAM Daniel	M	3	0	0	0	4	-6
20	F	RAKOS Niklas	M	3	1	0	1	2	-7
22	D	SIREN Staffan	M	3	0	0	0	0	-1
84	GK	NEJMAN Andreas	M	3	0	0	0	0	
93	F	DICKSON GYLLSTEN Maximilian	M	3	0	1	1	2	-9

Head Coach: HARDSTAM Rickard

Legend:

A Assists	D Defence	F Forward	G Goals
GA Goals against	GAA Goals against as average per 45 minutes	Gen Gender	GK Goalkeeper
GP Games played	M Male	MIP Minutes and seconds played	No. Jersey number
PIM Penalties in minutes	Pos. Position	PTS Points	SOG Shots on goal
SVS Saves	SVS% Saves in percentage	+/- Plus/minus net	



Line-ups

JPN - SWE

Referee

BETHMANN Andrew (USA)

Goalkeepers

Team: JPN

No.	Name	Gen
21	FUKUSHIMA Shinobu	M
77	HOSHIRO Atsuya	M

Team Line-ups

Team: JPN (black)

No.	Pos.	Name	Gen
24	D	SUDO Satoru	M
33	D	ISHII Hideaki	M
96	D	KUMAGAI Masaharu +A	M
13	F	YOSHIKAWA Mamoru	M
70	F	KODAMA Nao +C	M
25	D	MISAWA Eiji	M
11	F	HAMAMOTO Masaya	M
14	F	SAKAMOTO Yoshihito	M
16	F	SHIBA Taimei	M
40	F	SHIOYA Yoshihiro +A	M
5	F	NIITSU Kazuyoshi	M

Head Coach: NAKAKITA Kojin

Linesmen

FERGENBAUM Matt (CAN) , LI Lintai (CHN)

Team: SWE

No.	Name	Gen
5	NILSSON Ulf	M
84	NEJMAN Andreas	M

Team: SWE (yellow)

No.	Pos.	Name	Gen
6	D	NILSSON Peter +A	M
22	D	SIREN Staffan	M
15	F	HEDBERG Christian	M
17	F	CEDERSTAM Daniel	M
93	F	DICKSON GYLLSTEN Maximilian +A	M
3	D	INGVARSSON Niklas +C	M
14	F	PETTERSSON Johnny	M
20	F	RAKOS Niklas	M

Head Coach: HARDSTAM Rickard

Legend:

D	Defence	F	Forward	Gen	Gender	M	Male
No.	Jersey number	Pos.	Position	+A	Assistant captain	+C	Captain



Graphical Line-ups

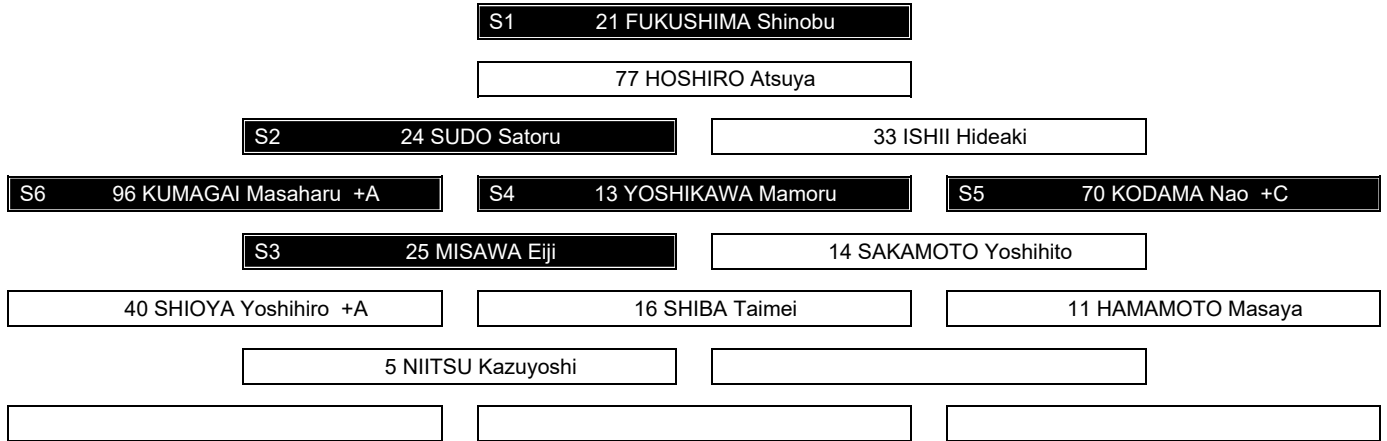
JPN - SWE

Referee
BETHMANN Andrew (USA)

Linesmen
FERGENBAUM Matt (CAN) , LI Lintai (CHN)

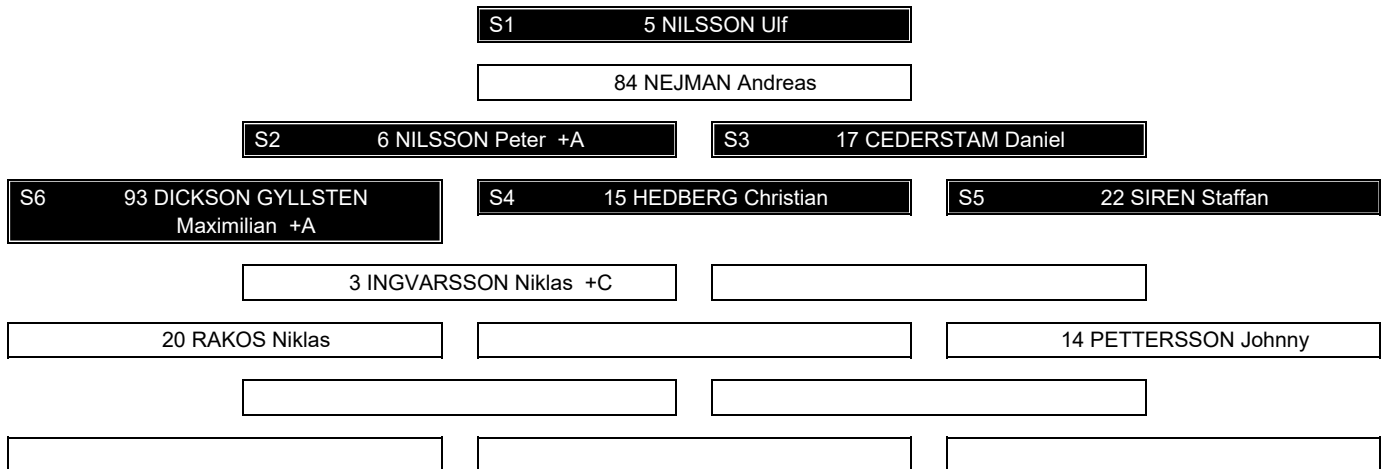
Team: JPN - Japan (black)

Head Coach: NAKAKITA Kojin



Team: SWE - Sweden (yellow)

Head Coach: HARDSTAM Rickard



Legend:			
Sn	Starting position	+A	Assistant captain
		+C	Captain



Game Summary

JPN - SWE 3 - 4 (0 - 0, 1 - 1, 2 - 2, 0 - 1)

Spectators	Referee	Linesmen
243	BETHMANN Andrew (USA)	FERGENBAUM Matt (CAN) , LI Lintai (CHN)

Team Statistics

Period	Score	SVS	SOG	PIM	TPP	PPG	SHG
1	0 : 0	1 : 5	5 : 1	0 : 2	02:00 : 00:00	0 : 0	0 : 0
2	1 : 1	1 : 5	6 : 2	2 : 2	02:00 : 00:14	0 : 1	0 : 0
3	2 : 2	0 : 4	6 : 2	2 : 4	02:45 : 01:00	1 : 1	0 : 0
OT	0 : 1	0 : 0	0 : 1	0 : 0	00:00 : 00:00	0 : 0	0 : 0
Total	3 : 4	2 : 14	17 : 6	4 : 8	06:45 : 01:14	1 : 2	0 : 0

1st Period

Action	Time	ET/Res	Team	Type	No.	Name	(G) Name of Assistant(s) / Action Description
GK	00:00		JPN		21	FUKUSHIMA S	- Goalkeeper in
GK	00:00		SWE		5	NILSSON U	- Goalkeeper in
Penalty	11:15	13:15	SWE	2 min.	15	HEDBERG C	- Teeing

2nd Period

Action	Time	ET/Res	Team	Type	No.	Name	(G) Name of Assistant(s) / Action Description
Penalty	18:55	19:09	JPN	2 min.	24	SUDO S	- Teeing
Goal	19:09	0 : 1	SWE	PP1	20	RAKOS N	(2) 93 DICKSON GYLLSTEN On Ice JPN 21 13 25 70 96 * M SWE 5 3 6 17 20 93 17 CEDERSTAM D
Penalty	19:47	21:47	SWE	2 min.	93	DICKSON GYLLSTEN M	- Tripping
Goal	29:01	1 : 1	JPN	EQ	70	KODAMA N	(2) 96 KUMAGAI M On Ice JPN 21 13 25 33 70 96 SWE 5 3 6 17 20 93

3rd Period

Action	Time	ET/Res	Team	Type	No.	Name	(G) Name of Assistant(s) / Action Description
Goal	32:16	2 : 1	JPN	EQ	33	ISHII H	(1) 40 SHIOYA Y On Ice JPN 21 5 16 25 33 40 SWE 5 3 6 15 17 20
Goal	32:52	2 : 2	SWE	EQ	3	INGVARSSON N	(2) 20 RAKOS N On Ice JPN 21 5 16 25 33 40 SWE 5 3 6 15 17 20
Penalty	34:02	35:02	JPN	2 min.	13	YOSHIKAWA M	- Teeing
Goal	35:02	2 : 3	SWE	PP1	3	INGVARSSON N	(3) 17 CEDERSTAM D On Ice JPN 21 24 25 70 96 * SWE 5 3 6 15 17 93
Penalty	38:22	39:07	SWE	2 min.	15	HEDBERG C	- Teeing
Goal	39:07	3 : 3	JPN	PP1	24	SUDO S	(1) 96 KUMAGAI M On Ice JPN 21 13 24 25 70 96 * SWE 5 3 6 17 20
Penalty	41:34	43:34	SWE	2 min.	6	NILSSON P	- Tripping
Time-out	41:34		JPN				
Time-out	43:42		SWE				

Overtime

Action	Time	ET/Res	Team	Type	No.	Name	(G) Name of Assistant(s) / Action Description
Goal	45:20	3 : 4	SWE	EQ	3	INGVARSSON N	(4) 6 NILSSON P On Ice JPN 21 24 25 70 96 20 RAKOS N SWE 5 3 6 15 20 21 FUKUSHIMA S - Goalkeeper out 5 NILSSON U - Goalkeeper out
GK	45:20		JPN				
GK	45:20		SWE				

Goalkeeper Records

Team : JPN - Japan

No.	Name	SOG	SVS	MIP
21	FUKUSHIMA Shinobu	6	2	45:20
77	HOSHIRO Atsuya			

Team : SWE - Sweden

No.	Name	SOG	SVS	MIP
5	NILSSON Ulf	17	14	45:20
84	NEJMAN Andreas			

Game Statistics



Team : JPN (black)

Head Coach : NAKAKITA Kojin

No.	Pos.	Name	Gen	G	A	P	PIM	FO+	FO-	FO+/-	FO%	Shots on Goal					+/-	Time on Ice						
												1	2	3	OT	TS		1	2	3	OT	TOT	SHF	AVG
13	F	YOSHIKAWA Mamoru	M	0	0	0	2	18	15	3	54.55	2	0	0	0	2	+1	0:00	0:00	0:00	0:00	0:00	0	0:00
24	D	SUDO Satoru (BP)	M	1	0	1	2	0	0	0	0.00	1	2	1	0	4	-1	0:00	0:00	0:00	0:00	0:00	0	0:00
33	D	ISHII Hideaki	M	1	0	1	0	0	0	0	0.00	0	0	1	0	1	+1	0:00	0:00	0:00	0:00	0:00	0	0:00
70	F	KODAMA Nao +C	M	1	0	1	0	2	1	1	66.67	0	1	0	0	1	0	0:00	0:00	0:00	0:00	0:00	0	0:00
96	D	KUMAGAI Masaharu +A	M	0	2	2	0	0	1	-1	0.00	1	2	2	0	5	0	0:00	0:00	0:00	0:00	0:00	0	0:00
11	F	HAMAMOTO Masaya	M	0	0	0	0	0	0	0	0.00	0	0	0	0	0	0	0:00	0:00	0:00	0:00	0:00	0	0:00
14	F	SAKAMOTO Yoshihito	M	0	0	0	0	0	0	0	0.00	0	0	0	0	0	0	0:00	0:00	0:00	0:00	0:00	0	0:00
16	F	SHIBA Taimei	M	0	0	0	0	8	3	5	72.73	0	0	0	0	0	0	0:00	0:00	0:00	0:00	0:00	0	0:00
25	D	MISAWA Eiji	M	0	0	0	0	0	0	0	0.00	1	1	2	0	4	0	0:00	0:00	0:00	0:00	0:00	0	0:00
40	F	SHIOYA Yoshihiro +A	M	0	1	1	0	0	1	-1	0.00	0	0	0	0	0	0	0:00	0:00	0:00	0:00	0:00	0	0:00
5	F	NIITSU Kazuyoshi	M	0	0	0	0	0	0	0	0.00	0	0	0	0	0	0	0:00	0:00	0:00	0:00	0:00	0	0:00
21	GK	FUKUSHIMA Shinobu	M	0	0	0	0					0	0	0	0	0								
77	GK	HOSHIRO Atsuya	M	0	0	0	0					0	0	0	0	0								
Total				3	3	6	4	28	21	7	57.14	5	6	6	0	17								

Team : SWE (yellow)

Head Coach : HARDSTAM Rickard

No.	Pos.	Name	Gen	G	A	P	PIM	FO+	FO-	FO+/-	FO%	Shots on Goal					+/-	Time on Ice						
												1	2	3	OT	TS		1	2	3	OT	TOT	SHF	AVG
6	D	NILSSON Peter +A	M	0	1	1	2	0	0	0	0.00	0	0	0	0	0	0	0:00	0:00	0:00	0:00	0:00	0	0:00
15	F	HEDBERG Christian	M	0	0	0	4	16	21	-5	43.24	0	0	0	0	0	+1	0:00	0:00	0:00	0:00	0:00	0	0:00
17	F	CEDERSTAM Daniel	M	0	2	2	0	3	2	1	60.00	0	0	0	0	0	-1	0:00	0:00	0:00	0:00	0:00	0	0:00
22	D	SIREN Staffan	M	0	0	0	0	0	0	0	0.00	0	0	0	0	0	0	0:00	0:00	0:00	0:00	0:00	0	0:00
93	F	DICKSON GYLLSTEN Maximilian +A	M	0	1	1	2	0	0	0	0.00	0	1	0	0	1	-1	0:00	0:00	0:00	0:00	0:00	0	0:00
3	D	INGVARSSON Niklas +C (BP)	M	3	0	3	0	1	0	1	100.00	1	0	2	1	4	0	0:00	0:00	0:00	0:00	0:00	0	0:00
14	F	PETTERSSON Johnny	M	0	0	0	0	0	0	0	0.00	0	0	0	0	0	0	0:00	0:00	0:00	0:00	0:00	0	0:00
20	F	RAKOS Niklas	M	1	2	3	0	1	5	-4	16.67	0	1	0	0	1	0	0:00	0:00	0:00	0:00	0:00	0	0:00
5	GK	NILSSON Ulf	M	0	0	0	0					0	0	0	0	0								
84	GK	NEJMAN Andreas	M	0	0	0	0					0	0	0	0	0								
Total				4	6	10	8	21	28	-7	42.86	1	2	2	1	6								

(G) Goals in tournament	* does not count for Plus/minus	+/- Plus/minus net	+A Assistant captain
+C Captain	A Assists	D Defence	EQ Equal strength
ET/Res Penalty end time/Result of game	F Forward	FO- Face-offs lost	FO% Face-offs won as percentage
FO+ Face-offs won	FO+/- Face-offs net	G Goals	Gen Gender
GK Goalkeeper	M Male	MIP Minutes in play (GK)	No. Jersey number
OT Overtime	P Points	PIM Penalties in minutes	Pos. Position
PP1 Power play - 1 player	PPG Power play goals	SHG Shorthanded goals	SOG Shots on goal
SVS Saves	TPP Time on power play	TS Total shots	



Shot Chart JPN - SWE

Shots by SWE
Goals (o): 0 SSG (+): 1
SSP (-): 0 SPG (-): 0



GK 21 of JPN



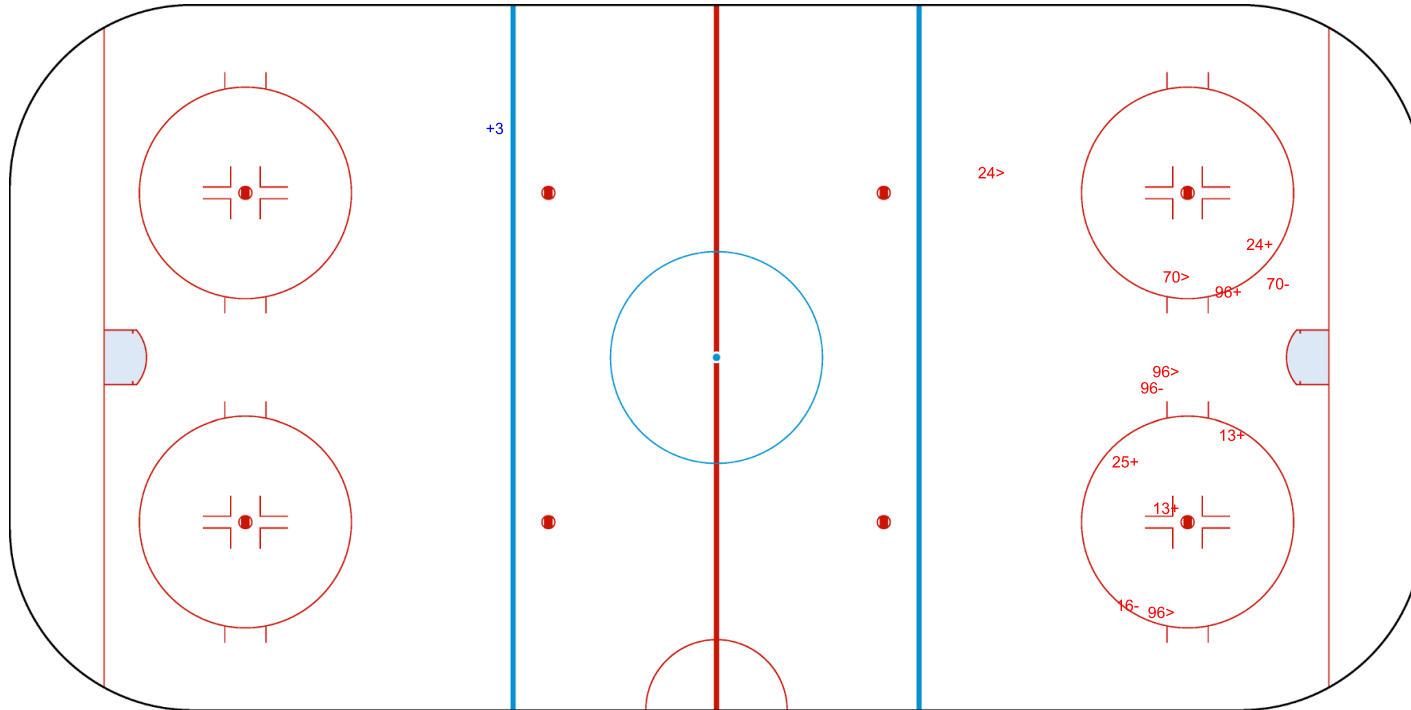
Period: 1



Shots by JPN
Goals (o): 0 SSG (+): 5
SSP (>): 4 SPG (-): 3



GK 5 of SWE

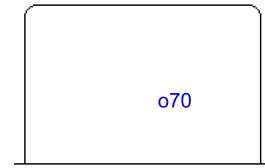


Legend:	
GK Goalkeeper	SPG Shots past goal
SSG Shots saved by goalkeeper	SSP Shots saved by player



Shot Chart
JPN - SWE

Shots by JPN
Goals (o): 1 SSG (+): 5
SSP (-): 1 SPG (-): 5




GK 5 of SWE



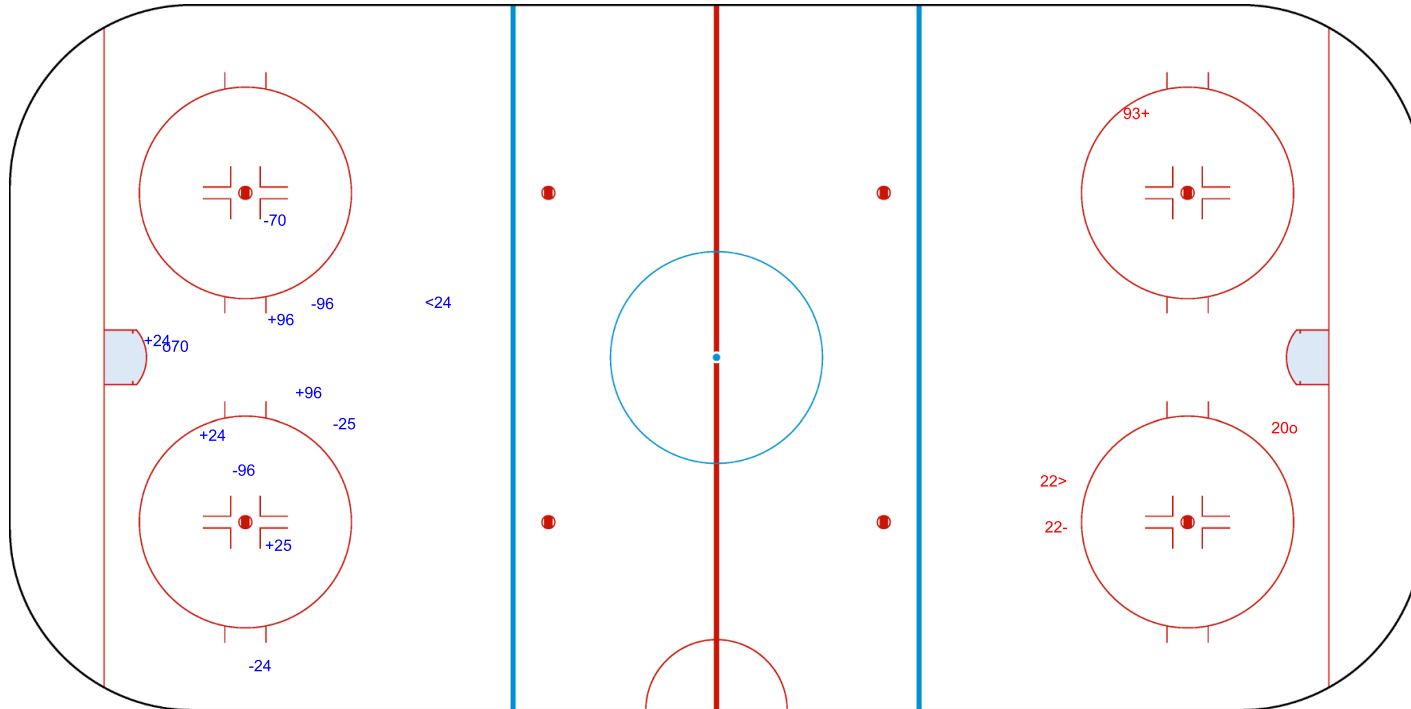
Period: 2



Shots by SWE
Goals (o): 1 SSG (+): 1
SSP (>): 1 SPG (-): 1



GK 21 of JPN



Legend:	GK Goalkeeper	SPG Shots past goal	SSG Shots saved by goalkeeper	SSP Shots saved by player
----------------	----------------------	----------------------------	--------------------------------------	----------------------------------



Shot Chart
JPN - SWE




Period: 3



Shots by SWE
Goals (o): 2
SSP (<): 0


SSG (+): 0
SPG (-): 1



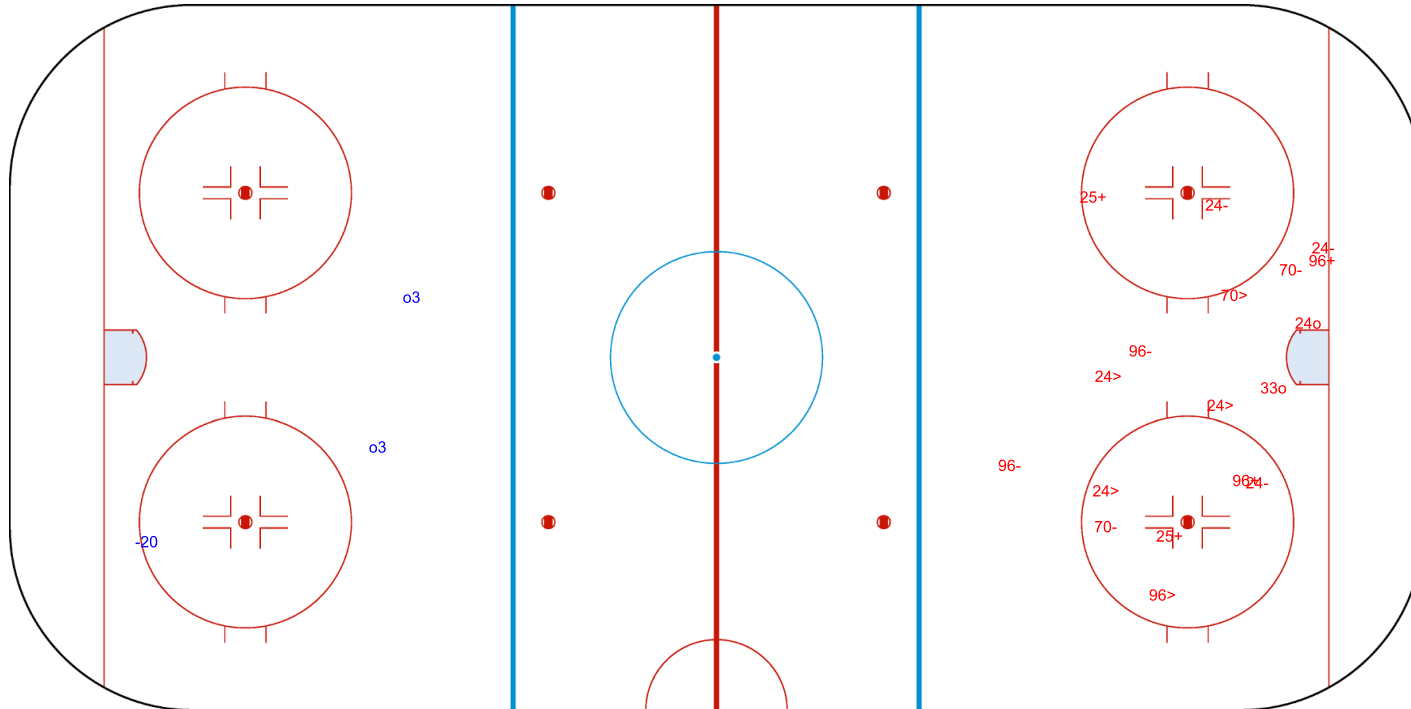
GK 21 of JPN

Shots by JPN
Goals (o): 2
SSP (>): 5

SSG (+): 4
SPG (-): 7



GK 5 of SWE

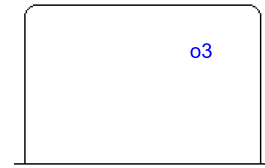


Legend:	
GK	Goalkeeper
SPG	Shots past goal
SSG	Shots saved by goalkeeper
SSP	Shots saved by player



Shot Chart JPN - SWE

Shots by SWE
Goals (o): 1 SSG (+): 0
SSP (-): 0 SPG (-): 0



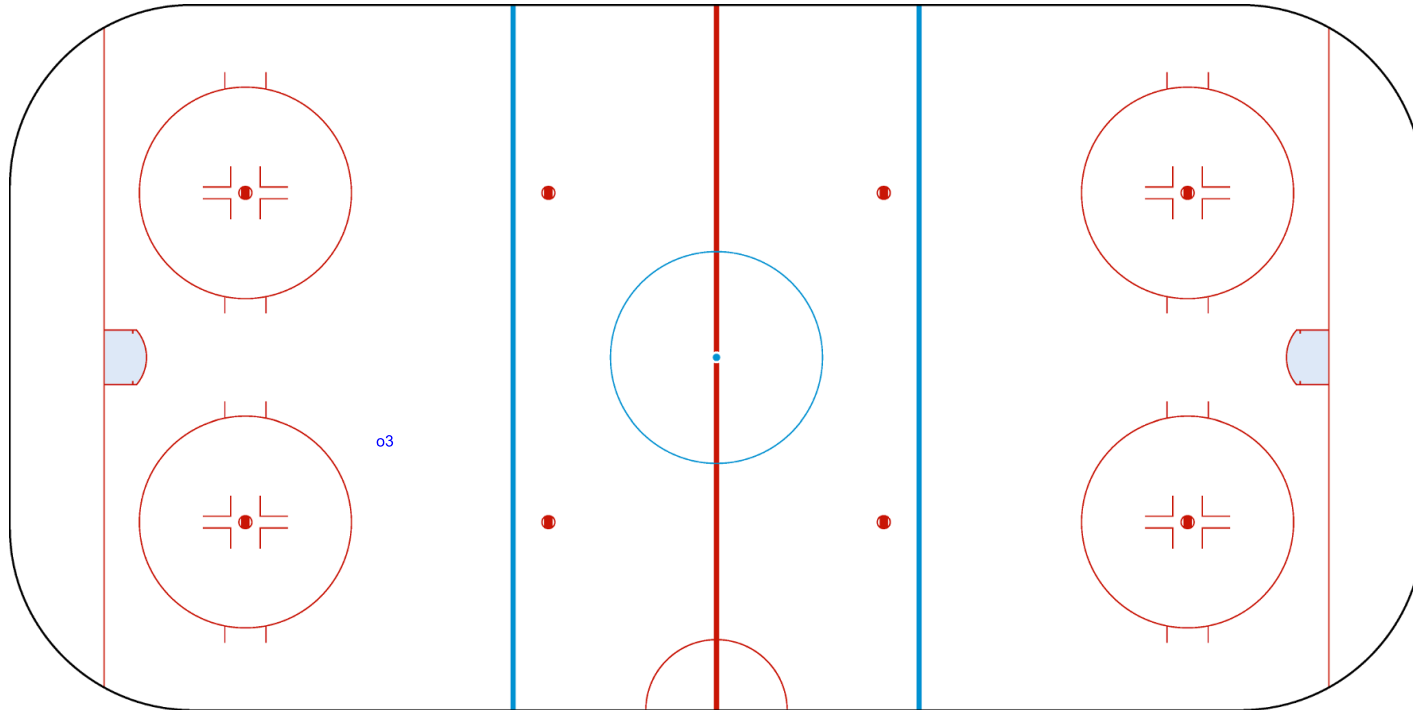
GK 21 of JPN

JPN → Overtime ← SWE

Shots by JPN
Goals (o): 0 SSG (+): 0
SSP (>): 0 SPG (-): 0



GK 5 of SWE



Legend:	
GK Goalkeeper	SSP Shots saved by player
SPG Shots past goal	SSG Shots saved by goalkeeper



Face-off Chart

JPN - SWE

PERIOD 1

JPN	SWE	JPN	SWE	JPN	SWE
Def. zone	Att. zone	Neutral zone		Att. zone	Def. zone
		+ 13	- 15	- 13	+ 15
		+ 13	- 20	- 16	+ 15
		+ 13	- 20	- 16	+ 15
		+ 16	- 15	- 13	+ 15
		- 13	+ 15	+ 13	- 20
				- 13	+ 3
				+ 16	- 15
				- 13	+ 15

Total wins / period

4 / 80%

1 / 20%

2 / 25%

6 / 75%

Total wins all zones

JPN	SWE
6 / 46%	7 / 54%

PERIOD 2

JPN	SWE	JPN	SWE	JPN	SWE
Def. zone	Att. zone	Neutral zone		Att. zone	Def. zone
+ 13	- 17	+ 13	- 15	+ 16	- 20
- 13	+ 17	- 13	+ 20	- 13	+ 15
+ 13	- 20	+ 13	- 15	- 13	+ 15
+ 13	- 15			+ 13	- 15
				- 40	+ 15
				- 13	+ 15
				+ 16	- 15
				+ 16	- 15
				+ 13	- 17

Total wins / period

3 / 75%

1 / 25%

2 / 67%

1 / 33%

5 / 56%

4 / 44%

Total wins all zones

JPN	SWE
10 / 63%	6 / 37%

PERIOD 3

JPN	SWE	JPN	SWE	JPN	SWE
Def. zone	Att. zone	Neutral zone		Att. zone	Def. zone
+ 70	- 15	+ 13	- 15	+ 16	- 15
- 70	+ 15	- 16	+ 15	+ 13	- 15
		- 13	+ 17	+ 13	- 15
		+ 13	- 15	+ 13	- 15
		+ 16	- 15	+ 13	- 15
		+ 16	- 15	- 96	+ 17
		- 13	+ 15	- 13	+ 15
		- 13	+ 15	+ 13	- 15
		- 13	+ 15		

Total wins / period

1 / 50%

1 / 50%

4 / 44%

5 / 56%

6 / 75%

2 / 25%

Total wins all zones

JPN	SWE
11 / 58%	8 / 42%

OVERTIME



Total wins / period	JPN	SWE	JPN	SWE	JPN	SWE	Total wins all zones	
	Def. zone	Att. zone	Neutral zone		Att. zone	Def. zone	JPN	SWE
			+ 70	- 15			1 / 100%	0 / 0%
			1 / 100%	0 / 0%			1 / 100%	0 / 0%

TOTAL

Total wins / game	JPN	SWE	JPN	SWE	JPN	SWE	Total wins all zones	
	Def. zone	Att. zone	Neutral zone		Att. zone	Def. zone	JPN	SWE
	4 / 67%	2 / 33%	11 / 61%	7 / 39%	13 / 52%	12 / 48%	28 / 57%	21 / 43%

HEAD TO HEAD

		SWE				Tot	wins JPN	Dz	Nz	Az
No.		3	15	17	20					
JPN	13	0 - 1	12 - 11	2 - 2	4 - 1	33	18 55%	3 75%	7 54%	8 50%
	16		7 - 3		1 - 0	11	8 73%		3 75%	5 71%
	40		0 - 1			1	0 0%			0 0%
	70		2 - 1			3	2 67%	1 50%	1 100%	
	96				0 - 1	1	0 0%			0 0%
Tot		1	37	5	6	49	28 57%	4 67%	11 61%	13 52%
wins SWE		1 100%	16 43%	3 60%	1 17%	21 43%				
Dz		1 100%	10 50%	1 50%	0 0%	12 48%				
Nz			5 36%	1 100%	1 33%	7 39%				
Az			1 33%	1 50%	0 0%	2 33%				

Legend:	Az Attacking zone	Dz Defending zone	No. Jersey number	Nz Neutral zone	Tot Total face-offs played
----------------	--------------------------	--------------------------	--------------------------	------------------------	-----------------------------------



Game Roster

KOR - ITA

Referee

LUTHCKE Owe (NOR)

Linesmen

LUNDEN Andreas (SWE) , WESLEY Leon (CZE)

Goalkeepers

Team: KOR

No.	Name	Gen	GP	MIP	GA	SVS	SOG	SVS%	GAA
31	YU Man Gyun	M	3	45:00	4	18	22	81.82	4.00
32	LEE Jae Woong	M	3	90:00	6	16	22	72.73	3.00

Team Roster

Team: KOR (blue)

No.	Pos.	Name	Gen	GP	G	A	PTS	PIM	+/-
1	F	LEE Jun Yong	M	1	0	0	0	0	0
3	F	RYU Jee Hyun	M	3	0	0	0	0	-1
9	D	CHOI Kwang Hyouk	M	3	0	0	0	0	-1
10	D	CHO Young Jae	M	3	0	0	0	0	-5
14	F	JUNG Seung Hwan	M	3	0	1	1	0	-2
20	D	JANG Dong Shin	M	3	0	1	1	6	-1
21	F	LEE Ju Seung	M	3	0	1	1	4	-3
24	F	KIM Inkyum	M	1	0	0	0	0	0
26	F	KIM Dea Jung	M	3	0	0	0	0	0
27	F	CHO Byeong Seok	M	2	1	1	2	2	-2
28	F	LEE Jong Kyung	M	3	1	1	2	2	-2
31	GK	YU Man Gyun	M	3	0	0	0	0	
32	GK	LEE Jae Woong	M	3	0	0	0	0	
51	F	KIM Sanglak	M	2	0	0	0	0	0
55	F	JANG Jong Ho	M	3	0	0	0	2	-4
97	D	CHOI Si Woo	M	3	1	0	1	2	-4

Head Coach: PARK Hyun Wook

SUSPENDED:

12	D	KIM Young Sung	M	3	0	0	0	4	-5
----	---	----------------	---	---	---	---	---	---	----

Team: ITA

No.	Name	Gen	GP	MIP	GA	SVS	SOG	SVS%	GAA
1	STILLITANO Santino	M	2	00:00	0	0	0	0.00	0.00
15	ARAUDO Gabriele	M	3	120:00	5	28	33	84.85	1.88

Team: ITA (white)

No.	Pos.	Name	Gen	GP	G	A	PTS	PIM	+/-
1	GK	STILLITANO Santino	M	2	0	0	0	0	0
5	F	PLANKER Florian	M	3	1	1	2	0	+3
6	D	CAVALIERE Gian Luca	M	3	0	2	2	6	+3
8	D	RADICE Roberto	M	3	0	1	1	0	+1
9	F	KALEGARIS Sandro	M	3	2	0	2	2	+3
10	F	KAFMANN Stephan	M	3	0	0	0	2	+3
11	F	LARCH Niils	M	3	2	1	3	0	+5
15	GK	ARAUDO Gabriele	M	3	0	0	0	0	
18	D	MACRI Andrea	M	3	1	0	1	2	+1
25	F	TORELLA Francesco	M	2	0	0	0	0	0
27	F	ANDREONI Alessandro	M	3	2	0	2	4	+3
34	F	LANZA Gabriele	M	1	0	0	0	0	0
62	F	DEPAOLI Christoph	M	3	0	3	3	0	+3
66	D	PAROLIN Emanuele	M	3	0	0	0	0	+1
69	D	ENDERLE Alex	M	3	1	0	1	2	+2
82	D	KASSLATTER Julian	M	1	0	0	0	0	0
84	D	KERSCHBAUMER Stefan	M	3	0	1	1	2	+2

Head Coach: da RIN de LORENZO Massimo

Legend:			
A Assists	D Defence	F Forward	G Goals
GA Goals against	GAA Goals against as average per 45 minutes	Gen Gender	GK Goalkeeper
GP Games played	M Male	MIP Minutes and seconds played	No. Jersey number
PIM Penalties in minutes	Pos. Position	PTS Points	SOG Shots on goal
SVS Saves	SVS% Saves in percentage	+/- Plus/minus net	



Line-ups

KOR - ITA

Referee

LUTHCKE Owe (NOR)

Linesmen

LUNDEN Andreas (SWE) , WESLEY Leon (CZE)

Goalkeepers

Team: KOR

No.	Name	Gen
32	LEE Jae Woong	M
31	YU Man Gyun	M

Team Line-ups

Team: KOR (blue)

No.	Pos.	Name	Gen
10	D	CHO Young Jae +A	M
97	D	CHOI Si Woo	M
3	F	RYU Jee Hyun	M
21	F	LEE Ju Seung	M
55	F	JANG Jong Ho +C	M
9	D	CHOI Kwang Hyouk	M
20	D	JANG Dong Shin	M
14	F	JUNG Seung Hwan	M
27	F	CHO Byeong Seok +A	M
28	F	LEE Jong Kyung	M
1	F	LEE Jun Yong	M
24	F	KIM Inkyum	M
26	F	KIM Dea Jung	M

Head Coach: PARK Hyun Wook

NOT DRESSED:

51 F KIM Sanglak M

SUSPENDED:

12 D KIM Young Sung M

Team: ITA

No.	Name	Gen
15	ARAUDO Gabriele	M
1	STILLITANO Santino	M

Team: ITA (white)

No.	Pos.	Name	Gen
66	D	PAROLIN Emanuele	M
5	F	PLANKER Florian +A	M
9	F	KALEGARIS Sandro	M
10	F	KAFMANN Stephan	M
11	F	LARCH Nils	M
6	D	CAVALIERE Gian Luca +C	M
8	D	RADICE Roberto	M
18	D	MACRI Andrea +A	M
27	F	ANDREONI Alessandro	M
62	F	DEPAOLI Christoph	M
69	D	ENDERLE Alex	M
84	D	KERSCHBAUMER Stefan	M
25	F	TORELLA Francesco	M

Head Coach: da RIN de LORENZO Massimo

NOT DRESSED:

34 F LANZA Gabriele M
82 D KASSLATTER Julian M

Legend:

D	Defence	F	Forward	Gen	Gender	M	Male
No.	Jersey number	Pos.	Position	+A	Assistant captain	+C	Captain



Graphical Line-ups

KOR - ITA

Referee
LUTHCKE Owe (NOR)

Linesmen
LUNDEN Andreas (SWE) , WESLEY Leon (CZE)

Team: KOR - Korea (blue)

Head Coach: PARK Hyun Wook

S1 32 LEE Jae Woong		
31 YU Man Gyun		
S2 10 CHO Young Jae +A	S3 97 CHOI Si Woo	
S5 21 LEE Ju Seung	S6 55 JANG Jong Ho +C	S4 3 RYU Jee Hyun
20 JANG Dong Shin		9 CHOI Kwang Hyouk
14 JUNG Seung Hwan	27 CHO Byeong Seok +A	28 LEE Jong Kyung
1 LEE Jun Yong	24 KIM Inkyum	26 KIM Dea Jung

Team: ITA - Italy (white)

Head Coach: da RIN de LORENZO Massimo

S1 15 ARAUDO Gabriele		
1 STILLITANO Santino		
S2 5 PLANKER Florian +A	S3 66 PAROLIN Emanuele	
S5 10 KAFMANN Stephan	S6 11 LARCH Nils	S4 9 KALEGARIS Sandro
18 MACRI Andrea +A		6 CAVALIERE Gian Luca +C
62 DEPAOLI Christoph	27 ANDREONI Alessandro	8 RADICE Roberto
		84 KERSCHBAUMER Stefan
25 TORELLA Francesco		69 ENDERLE Alex

Legend:			
Sn	Starting position	+A	Assistant captain
		+C	Captain



Game Summary

KOR - ITA 6 - 3 (2 - 0 , 2 - 2 , 2 - 1)

Spectators	Referee	Linesmen
1874	LUTHCKE Owe (NOR)	LUNDEN Andreas (SWE) , WESLEY Leon (CZE)

Team Statistics

Period	Score	SVS	SOG	PIM	TPP	PPG	SHG
1	2 : 0	1 : 4	6 : 1	0 : 6	03:08 : 00:00	2 : 0	0 : 0
2	2 : 2	3 : 2	4 : 5	0 : 4	01:16 : 00:00	2 : 0	0 : 0
3	2 : 1	1 : 4	6 : 2	0 : 4	02:34 : 00:00	0 : 0	0 : 0
Total	6 : 3	5 : 10	16 : 8	0 : 14	06:58 : 00:00	4 : 0	0 : 0

1st Period

Action	Time	ET/Res	Team	Type	No.	Name	(G)	Name of Assistant(s) / Action Description
GK	00:00		KOR		32	LEE JW		- Goalkeeper in
GK	00:00		ITA		15	ARAUDO G		- Goalkeeper in
Penalty	02:41	03:13	ITA	2 min.	9	KALEGARIS S		- Teeing
Goal	03:13	1 : 0	KOR	PP1	27	CHO BS	(2)	9 CHOI KH On Ice KOR 32 9 14 20 27 28 ITA 15 5 18 27 62 *
Penalty	05:32	06:08	ITA	2 min.	69	ENDERLE A		- Teeing
Goal	06:08	2 : 0	KOR	PP1	55	JANG JH	(1)	10 CHO YJ On Ice KOR 32 3 10 21 55 97 21 LEE JS ITA 15 6 9 11 18 *
Penalty	09:37	11:37	ITA	2 min.	9	KALEGARIS S		- Tripping

2nd Period

Action	Time	ET/Res	Team	Type	No.	Name	(G)	Name of Assistant(s) / Action Description
Goal	16:42	2 : 1	ITA	EQ	9	KALEGARIS S	(3)	On Ice KOR 32 9 14 20 27 28 ITA 15 9 10 27 62 66
Penalty	18:01	19:05	ITA	2 min.	6	CAVALIERE GL		- Teeing
Penalty	18:19	19:17	ITA	2 min.	9	KALEGARIS S		- Teeing
Goal	19:05	3 : 1	KOR	PP2	3	RYU JH	(1)	10 CHO YJ On Ice KOR 32 3 10 27 55 97 55 JANG JH ITA 15 5 18 62 *
Goal	19:17	4 : 1	KOR	PP1	27	CHO BS	(3)	20 JANG DS On Ice KOR 32 9 14 20 27 28 ITA 15 6 9 10 18 *
GK	19:17		ITA		1	STILLITANO S		- Goalkeeper in 15 ARAUDO G - Goalkeeper out
Goal	29:42	4 : 2	ITA	EQ	10	KAFMANN S	(1)	11 LARCH N On Ice KOR 32 3 10 21 55 97 ITA 1 6 9 10 11 18

3rd Period

Action	Time	ET/Res	Team	Type	No.	Name	(G)	Name of Assistant(s) / Action Description
Goal	35:16	5 : 2	KOR	EQ	20	JANG DS	(1)	14 JUNG SH On Ice KOR 32 9 14 20 27 28 28 LEE JK ITA 1 5 6 9 10 11
Penalty	35:38	37:38	ITA	2 min.	69	ENDERLE A		- Teeing
Penalty	36:12	38:12	ITA	2 min.	18	MACRI A		- Roughing
Goal	39:13	6 : 2	KOR	EQ	27	CHO BS	(4)	28 LEE JK On Ice KOR 32 9 14 20 27 28 14 JUNG SH ITA 1 5 6 11 18 62
Goal	42:58	6 : 3	ITA	EQ	62	DEPAOLI C	(1)	On Ice KOR 32 3 9 20 28 55 ITA 1 6 9 10 18 62
Time-out	42:58		KOR					
GK	45:00		KOR					32 LEE JW - Goalkeeper out
GK	45:00		ITA					1 STILLITANO S - Goalkeeper out

Goalkeeper Records

Team : KOR - Korea

No.	Name	SOG	SVS	MIP
32	LEE Jae Woong	8	5	45:00
31	YU Man Gyun			

Team : ITA - Italy

No.	Name	SOG	SVS	MIP
1	STILLITANO Santino	7	5	25:43
15	ARAUDO Gabriele	9	5	19:17

Game Statistics



Team : KOR (blue)

Head Coach : PARK Hyun Wook

No.	Pos.	Name	Gen	G	A	P	PIM	FO+	FO-	FO+/-	FO%	Shots on Goal				+/-	Time on Ice							
												1	2	3	OT		TS	1	2	3	OT	TOT	SHF	AVG
3	F	RYU Jee Hyun	M	1	0	1	0	0	0	0	0.00	1	1	0	2	-2	0:00	0:00	0:00	0:00	0:00	0	0:00	
10	D	CHO Young Jae +A	M	0	2	2	0	0	0	0	0.00	0	1	1	2	-1	0:00	0:00	0:00	0:00	0:00	0	0:00	
21	F	LEE Ju Seung	M	0	1	1	0	0	0	0	0.00	0	1	1	2	-1	0:00	0:00	0:00	0:00	0:00	0	0:00	
55	F	JANG Jong Ho +C	M	1	1	2	0	21	6	15	77.78	1	0	1	2	-2	0:00	0:00	0:00	0:00	0:00	0	0:00	
97	D	CHOI Si Woo	M	0	0	0	0	0	0	0	0.00	0	0	0	0	-1	0:00	0:00	0:00	0:00	0:00	0	0:00	
9	D	CHOI Kwang Hyouk (BP)	M	0	1	1	0	0	0	0	0.00	0	0	0	0	0	0:00	0:00	0:00	0:00	0:00	0	0:00	
14	F	JUNG Seung Hwan	M	0	2	2	0	0	0	0	0.00	1	0	0	1	+1	0:00	0:00	0:00	0:00	0:00	0	0:00	
20	D	JANG Dong Shin	M	1	1	2	0	0	0	0	0.00	0	0	1	1	0	0:00	0:00	0:00	0:00	0:00	0	0:00	
27	F	CHO Byeong Seok +A	M	3	0	3	0	15	6	9	71.43	2	1	2	5	+1	0:00	0:00	0:00	0:00	0:00	0	0:00	
28	F	LEE Jong Kyung	M	0	2	2	0	0	0	0	0.00	1	0	0	1	0	0:00	0:00	0:00	0:00	0:00	0	0:00	
1	F	LEE Jun Yong	M	0	0	0	0	0	0	0	0.00	0	0	0	0	0	0:00	0:00	0:00	0:00	0:00	0	0:00	
24	F	KIM Inkyum	M	0	0	0	0	0	0	0	0.00	0	0	0	0	0	0:00	0:00	0:00	0:00	0:00	0	0:00	
26	F	KIM Dea Jung	M	0	0	0	0	0	1	-1	0.00	0	0	0	0	0	0:00	0:00	0:00	0:00	0:00	0	0:00	
31	GK	YU Man Gyun	M	0	0	0	0	0	0	0	0.00	0	0	0	0	0	0:00	0:00	0:00	0:00	0:00	0	0:00	
32	GK	LEE Jae Woong	M	0	0	0	0	0	0	0	0.00	0	0	0	0	0	0:00	0:00	0:00	0:00	0:00	0	0:00	
Total				6	10	16	0	36	13	23	73.47	6	4	6	16									

Team : ITA (white)

Head Coach : da RIN de LORENZO Massimo

No.	Pos.	Name	Gen	G	A	P	PIM	FO+	FO-	FO+/-	FO%	Shots on Goal				+/-	Time on Ice							
												1	2	3	OT		TS	1	2	3	OT	TOT	SHF	AVG
5	F	PLANKER Florian +A	M	0	0	0	0	0	0	0	0.00	0	0	0	0	-2	0:00	0:00	0:00	0:00	0:00	0	0:00	
9	F	KALEGARIS Sandro	M	1	0	1	6	0	1	-1	0.00	0	1	1	2	+2	0:00	0:00	0:00	0:00	0:00	0	0:00	
10	F	KAFMANN Stephan	M	1	0	1	0	0	1	-1	0.00	0	1	0	1	+2	0:00	0:00	0:00	0:00	0:00	0	0:00	
11	F	LARCH Nils	M	0	1	1	0	6	14	-8	30.00	0	1	0	1	-1	0:00	0:00	0:00	0:00	0:00	0	0:00	
66	D	PAROLIN Emanuele	M	0	0	0	0	0	0	0	0.00	0	0	0	0	+1	0:00	0:00	0:00	0:00	0:00	0	0:00	
6	D	CAVALIERE Gian Luca +C	M	0	0	0	2	0	0	0	0.00	0	0	0	0	0	0:00	0:00	0:00	0:00	0:00	0	0:00	
8	D	RADICE Roberto	M	0	0	0	0	4	4	0	50.00	0	0	0	0	0	0:00	0:00	0:00	0:00	0:00	0	0:00	
18	D	MACRI Andrea +A	M	0	0	0	2	0	0	0	0.00	1	0	0	1	+1	0:00	0:00	0:00	0:00	0:00	0	0:00	
27	F	ANDREONI Alessandro	M	0	0	0	0	1	9	-8	10.00	0	1	0	1	+1	0:00	0:00	0:00	0:00	0:00	0	0:00	
62	F	DEPAOLI Christoph	M	1	0	1	0	2	7	-5	22.22	0	1	1	2	+1	0:00	0:00	0:00	0:00	0:00	0	0:00	
25	F	TORELLA Francesco	M	0	0	0	0	0	0	0	0.00	0	0	0	0	0	0:00	0:00	0:00	0:00	0:00	0	0:00	
69	D	ENDERLE Alex	M	0	0	0	4	0	0	0	0.00	0	0	0	0	0	0:00	0:00	0:00	0:00	0:00	0	0:00	
84	D	KERSCHBAUMER Stefan	M	0	0	0	0	0	0	0	0.00	0	0	0	0	0	0:00	0:00	0:00	0:00	0:00	0	0:00	
1	GK	STILLITANO Santino (BP)	M	0	0	0	0	0	0	0	0.00	0	0	0	0	0	0:00	0:00	0:00	0:00	0:00	0	0:00	
15	GK	ARAUDO Gabriele	M	0	0	0	0	0	0	0	0.00	0	0	0	0	0	0:00	0:00	0:00	0:00	0:00	0	0:00	
Total				3	1	4	14	13	36	-23	26.53	1	5	2	8									

(G) Goals in tournament	* does not count for Plus/minus	+/- Plus/minus net	+A Assistant captain
+C Captain	A Assists	D Defence	EQ Equal strength
ET/Res Penalty end time/Result of game	F Forward	FO- Face-offs lost	FO% Face-offs won as percentage
FO+ Face-offs won	FO+/- Face-offs net	G Goals	Gen Gender
GK Goalkeeper	M Male	MIP Minutes in play (GK)	No. Jersey number
OT Overtime	P Points	PIM Penalties in minutes	Pos. Position
PP1 Power play - 1 player	PP2 Power play - 2 players	PPG Power play goals	SHG Shorthanded goals
SOG Shots on goal	SVS Saves	TPP Time on power play	TS Total shots



Shot Chart
KOR - ITA

Shots by ITA
Goals (o): 0 SSG (+): 1
SSP (-): 2 SPG (-): 0



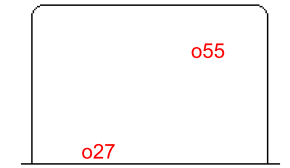
GK 32 of KOR



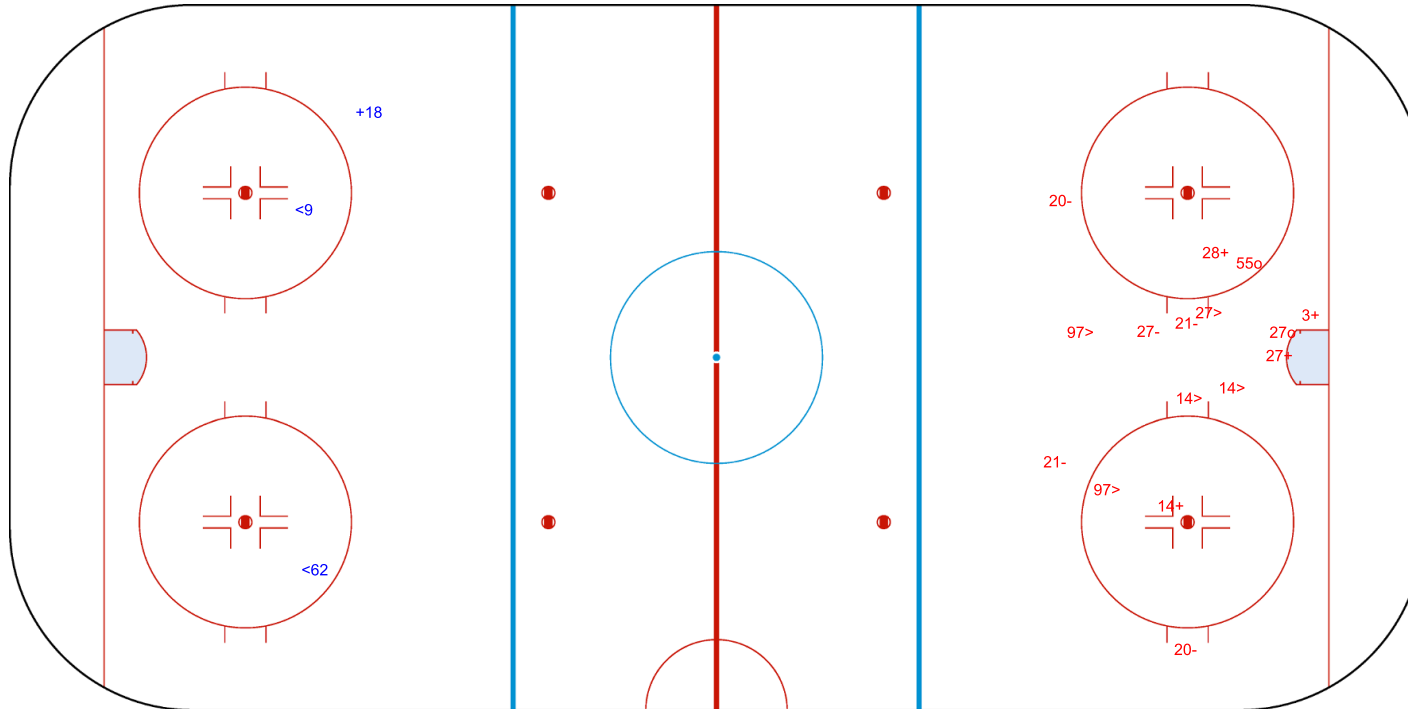
Period: 1



Shots by KOR
Goals (o): 2 SSG (+): 4
SSP (>): 5 SPG (-): 5



GK 15 of ITA



Legend:	
GK Goalkeeper	SSP Shots saved by player
SPG Shots past goal	SSG Shots saved by goalkeeper



Shot Chart
KOR - ITA



Period: 2




Shots by KOR
Goals (o): 2 SSG (+): 2
SSP (-): 4 SPG (-): 4

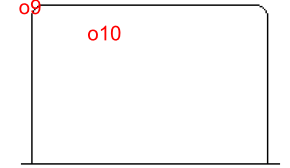
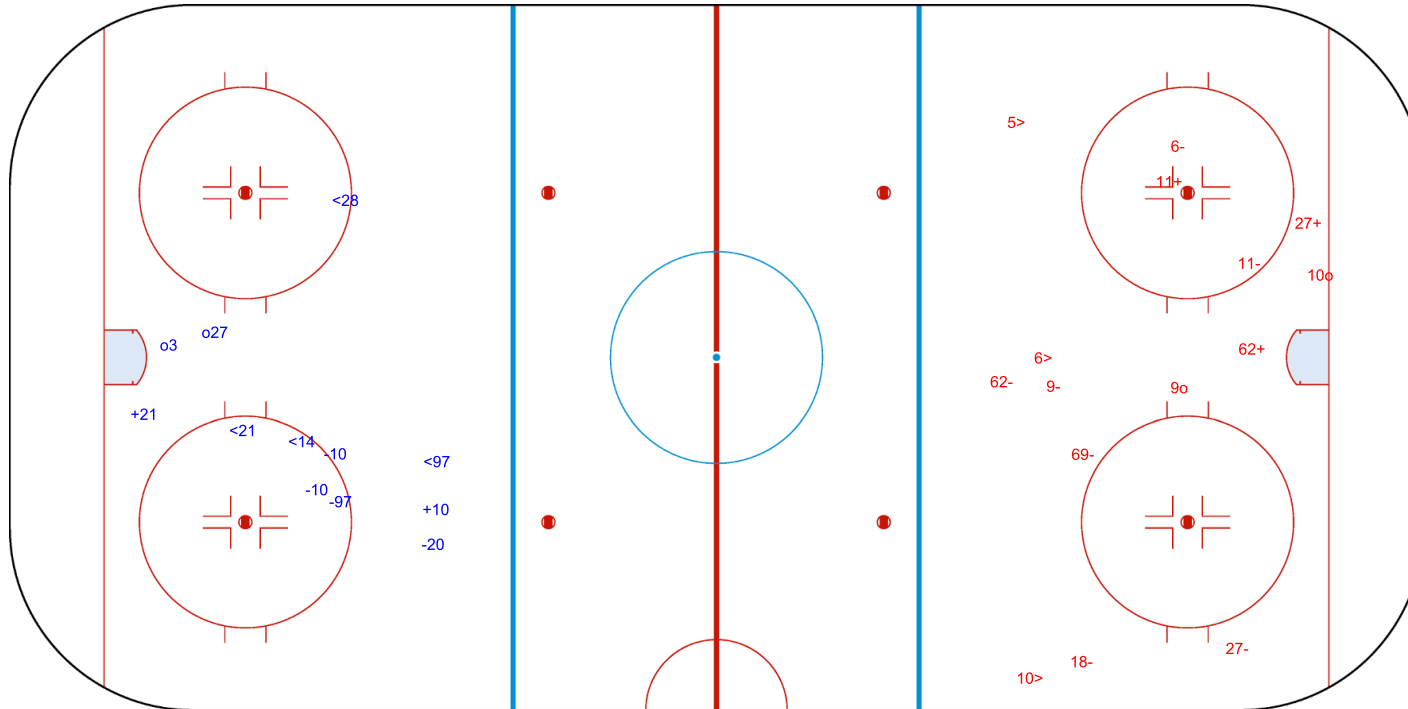
Shots by ITA
Goals (o): 2 SSG (+): 3
SSP (>): 3 SPG (-): 7



GK 1 of ITA



GK 15 of ITA



GK 32 of KOR

Legend:	
GK	Goalkeeper
SPG	Shots past goal
SSG	Shots saved by goalkeeper
SSP	Shots saved by player



Shot Chart
KOR - ITA

Shots by ITA
Goals (o): 1 SSG (+): 1
SSP (-): 0 SPG (-): 1



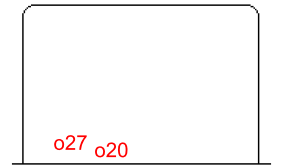
GK 32 of KOR



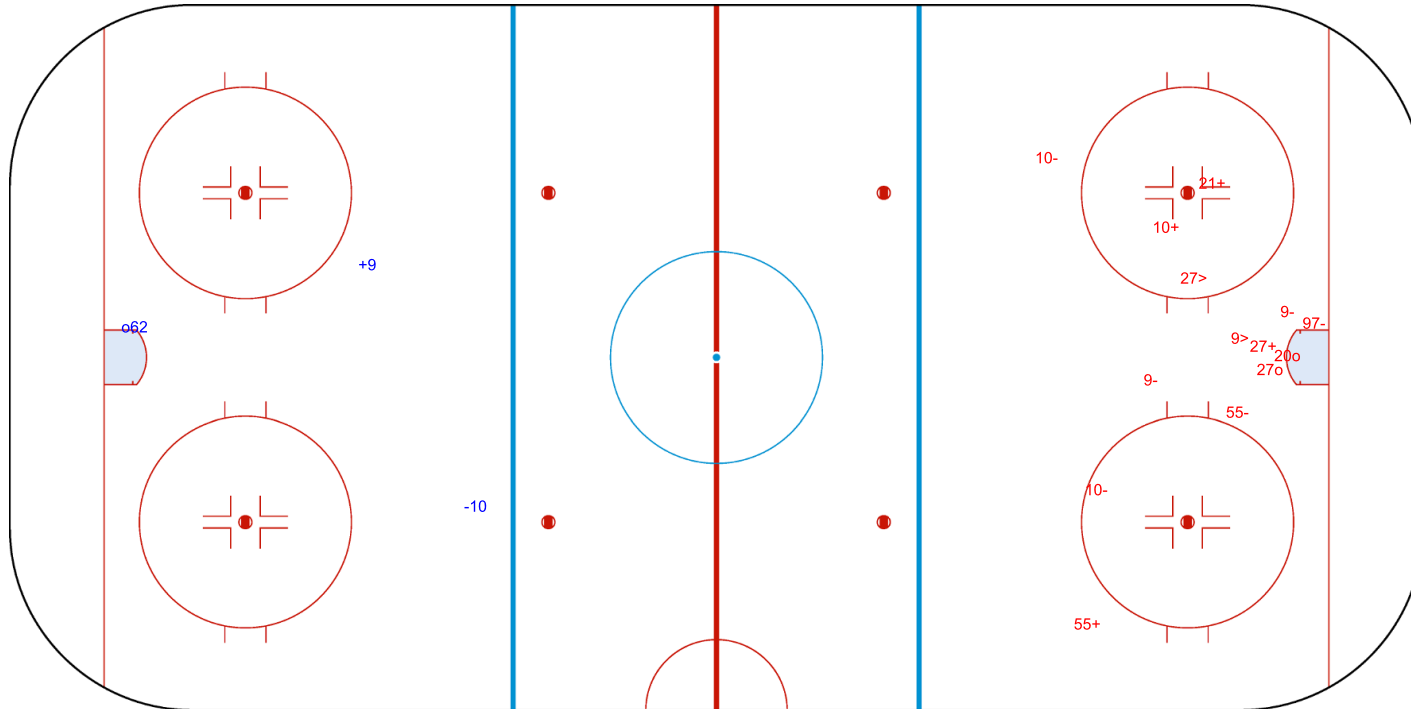
Period: 3



Shots by KOR
Goals (o): 2 SSG (+): 4
SSP (>): 2 SPG (-): 6



GK 1 of ITA



Legend:	
GK	Goalkeeper
SPG	Shots past goal
SSG	Shots saved by goalkeeper
SSP	Shots saved by player



HEAD TO HEAD

		ITA										
No.		8	9	10	11	27	62	Tot	wins KOR	Dz	Nz	Az
KOR	26						0 - 1	1	0 0%		0 0%	
	27	1 - 2		1 - 0	4 - 4	6 - 0	3 - 0	21	15 71%	0 0%	9 75%	6 86%
	55	3 - 2	1 - 0		10 - 2	3 - 1	4 - 1	27	21 78%	4 80%	6 86%	11 73%
Tot		8	1	1	20	10	9	49	36 73%	4 57%	15 75%	17 77%
wins ITA		4 50%	0 0%	0 0%	6 30%	1 10%	2 22%	13 27%				
Dz		1 25%		0 0%	2 29%	1 17%	1 25%	5 23%				
Nz		3 75%	0 0%		1 13%	0 0%	1 25%	5 25%				
Az					3 60%	0 0%	0 0%	3 43%				

Legend:											
Az	Attacking zone	Dz	Defending zone	No.	Jersey number	Nz	Neutral zone	Tot	Total face-offs played		



Game Roster

NOR - CZE

Referee

WEBINGER Kevin (CAN)

Linesmen

LEWIS Brendan (USA) , RUNDSTROM Tony (SWE)

Goalkeepers

Team: NOR

No.	Name	Gen	GP	MIP	GA	SVS	SOG	SVS%	GAA
39	GROELINE Johan	M	3	57:30	9	14	23	60.87	7.04
81	HAUGEN Erik	M	3	75:00	18	17	35	48.57	10.80

Team Roster

Team: NOR (red)

No.	Pos.	Name	Gen	GP	G	A	PTS	PIM	+/-
3	D	PEDERSEN Rolf Einar	M	2	0	0	0	4	-7
6	F	KIRSTISTUEN Emil	M	3	0	0	0	0	-8
9	F	VAERNES Morten	M	3	0	2	2	0	-8
10	F	RIVERA Tor Joakim	M	3	0	1	1	0	-6
12	F	BOGLE Magnus	M	0	0	0	0	0	0
16	D	NORDSTOGA Knut Andre	M	3	0	1	1	0	-9
17	F	SOLBERG Loyd Remi	M	3	0	1	1	0	-5
20	D	HAMRE Martin	M	3	0	0	0	10	-11
22	D	BAKKE Audun	M	3	3	0	3	0	-10
25	D	SUNDT Andreas	M	3	0	0	0	0	-10
29	F	SCHROEDER Lena	F	3	0	0	0	0	-13
35	F	GROESFJELD Martin	M	3	0	0	0	0	-5
39	GK	GROELINE Johan	M	3	0	0	0	0	0
71	F	OISETH Ola	M	3	1	0	1	0	-4
77	F	AANEKRE Torstein	M	3	0	1	1	0	-9
81	GK	HAUGEN Erik	M	3	0	0	0	0	0

Head Coach: HEGDE Espen

Team: CZE

No.	Name	Gen	GP	MIP	GA	SVS	SOG	SVS%	GAA
1	KUDELA Martin	M	3	45:00	0	11	11	100.00	0.00
6	VAPENKA Michal	M	3	90:00	1	13	14	92.86	0.50

Team: CZE (white)

No.	Pos.	Name	Gen	GP	G	A	PTS	PIM	+/-
1	GK	KUDELA Martin	M	3	0	0	0	0	0
6	GK	VAPENKA Michal	M	3	0	0	0	0	0
11	F	WAGNER Karel	M	3	0	1	1	2	+5
18	F	NOVOTNY Miroslav	M	3	0	1	1	0	+4
21	D	KVOCH Tomas	M	3	0	4	4	0	+8
24	F	SAFRANEK Zdenek	M	3	2	1	3	4	+3
26	F	KLIMA Zdenek	M	3	0	0	0	2	+2
29	D	KUBES Pavel	M	3	4	0	4	0	+7
65	D	HRBEK Miroslav	M	0	0	0	0	0	0
67	D	DOLEZAL Pavel	M	3	1	1	2	2	+7
69	F	KORINEK Lukas	M	3	0	0	0	0	+2
74	F	GEIER Michal	M	3	5	3	8	14	+9
75	F	RAUL Jiri	M	3	2	1	3	2	+3
77	F	PALAT David	M	3	0	1	1	0	+4
82	F	HABL Zdenek	M	3	3	7	10	4	+10
96	F	KRUPICKA Zdenek	M	3	1	0	1	2	+3

Head Coach: BRIZA Jiri

Legend:

A Assists	D Defence	F Female / Forward	G Goals
GA Goals against	GAA Goals against as average per 45 minutes	Gen Gender	GK Goalkeeper
GP Games played	M Male	MIP Minutes and seconds played	No. Jersey number
PIM Penalties in minutes	Pos. Position	PTS Points	SOG Shots on goal
SVS Saves	SVS% Saves in percentage	+/- Plus/minus net	



Line-ups

NOR - CZE

Referee

WEBINGER Kevin (CAN)

Goalkeepers

Team: NOR

No.	Name	Gen
39	GROELINE Johan	M
81	HAUGEN Erik	M

Team Line-ups

Team: NOR (red)

No.	Pos.	Name	Gen
3	D	PEDERSEN Rolf Einar	M
22	D	BAKKE Audun	M
9	F	VAERNES Morten	M
71	F	OISETH Ola	M
77	F	AANEKRE Torstein	M
16	D	NORDSTOGA Knut Andre +A	M
20	D	HAMRE Martin +A	M
25	D	SUNDT Andreas	M
12	F	BOGLE Magnus	M
17	F	SOLBERG Loyd Remi +C	M
6	F	KIRSTISTUEN Emil	M
10	F	RIVERA Tor Joakim	M
29	F	SCHROEDER Lena	F
35	F	GROESFJELD Martin	M

Head Coach: HEGDE Espen

Linesmen

LEWIS Brendan (USA) , RUNDSTROM Tony (SWE)

Team: CZE

No.	Name	Gen
6	VAPENKA Michal	M
1	KUDELA Martin	M

Team: CZE (white)

No.	Pos.	Name	Gen
21	D	KVOCH Tomas	M
29	D	KUBES Pavel +A	M
18	F	NOVOTNY Miroslav	M
74	F	GEIER Michal +C	M
82	F	HABL Zdenek +A	M
67	D	DOLEZAL Pavel	M
24	F	SAFRANEK Zdenek	M
75	F	RAUL Jiri	M
77	F	PALAT David	M
96	F	KRUPICKA Zdenek	M
11	F	WAGNER Karel	M
26	F	KLIMA Zdenek	M
69	F	KORINEK Lukas	M

Head Coach: BRIZA Jiri

NOT DRESSED:

65 D HRBEK Miroslav M

Legend:

D	Defence	F	Female / Forward	Gen	Gender	M	Male
No.	Jersey number	Pos.	Position	+A	Assistant captain	+C	Captain



Graphical Line-ups

NOR - CZE

Referee

WEBINGER Kevin (CAN)

Linesmen

LEWIS Brendan (USA) , RUNDSTROM Tony (SWE)


Team: NOR - Norway (red)

Head Coach: HEGDE Espen



Team: CZE - Czech Republic (white)

Head Coach: BRIZA Jiri



Legend:			
Sn	Starting position	+A	Assistant captain
		+C	Captain



Game Summary

NOR - CZE 0 - 5 (0 - 0, 0 - 0, 0 - 5)

Spectators	Referee	Linesmen
7249	WEBINGER Kevin (CAN)	LEWIS Brendan (USA) , RUNDSTROM Tony (SWE)

Team Statistics

Period	Score	SVS	SOG	PIM	TPP	PPG	SHG
1	0 : 0	6 : 3	3 : 6	2 : 4	04:00 : 01:37	0 : 0	0 : 0
2	0 : 0	3 : 3	3 : 3	4 : 0	00:00 : 04:23	0 : 0	0 : 0
3	0 : 5	4 : 5	5 : 9	0 : 2	02:00 : 00:00	0 : 0	0 : 0
Total	0 : 5	13 : 11	11 : 18	6 : 6	06:00 : 06:00	0 : 0	0 : 0

1st Period

Action	Time	ET/Res	Team	Type	No.	Name	(G) Name of Assistant(s) / Action Description
GK	00:00		NOR		39	GROELINE J	- Goalkeeper in
GK	00:00		CZE		6	VAPENKA M	- Goalkeeper in
Penalty	03:16	05:16	CZE	2 min.	21	KVOCH T	- Cross-Checking
Penalty	07:06	09:06	CZE	2 min.	18	NOVOTNY M	- Interference
Penalty	13:23	15:23	NOR	2 min.	3	PEDERSEN RE	- Closing hand on puck

2nd Period

Action	Time	ET/Res	Team	Type	No.	Name	(G) Name of Assistant(s) / Action Description
Penalty	20:10	22:10	NOR	2 min.	16	NORDSTOGA KA	- Closing hand on puck
Penalty	26:51	28:51	NOR	2 min.	3	PEDERSEN RE	- Interference

3rd Period

Action	Time	ET/Res	Team	Type	No.	Name	(G) Name of Assistant(s) / Action Description
Goal	34:53	0 : 1	CZE	EQ	18	NOVOTNY M	(1) 82 HABL Z On Ice NOR 39 3 9 12 16 20 29 KUBES P CZE 6 18 21 29 74 82
Penalty	37:26	39:26	CZE	2 min.	75	RAUL J	- Teeing
Time-out	37:26		NOR				
Goal	39:43	0 : 2	CZE	EQ	74	GEIER M	(6) 82 HABL Z On Ice NOR 39 3 9 17 22 71 CZE 6 21 29 74 75 82
GK	40:53		NOR				39 GROELINE J - Goalkeeper out
Goal	41:29	0 : 3	CZE	EQ	29	KUBES P	(5) On Ice NOR 3 9 12 20 22 71 CZE 6 18 21 29 74 82
Goal	41:53	0 : 4	CZE	EQ	21	KVOCH T	(1) 82 HABL Z On Ice NOR 3 9 17 20 22 71 CZE 6 18 21 29 74 82
GK	41:53		NOR		39	GROELINE J	- Goalkeeper in
Goal	44:54	0 : 5	CZE	EQ	77	PALAT D	(1) 67 DOLEZAL P On Ice NOR 39 6 20 22 29 35 CZE 6 24 67 74 75 77
GK	45:00		CZE				6 VAPENKA M - Goalkeeper out
GK	45:00		NOR				39 GROELINE J - Goalkeeper out

Goalkeeper Records

Team : NOR - Norway

Team : CZE - Czech Republic

No.	Name	SOG	SVS	MIP
39	GROELINE Johan	16	13	44:00
81	HAUGEN Erik			

No.	Name	SOG	SVS	MIP
6	VAPENKA Michal	11	11	45:00
1	KUDELA Martin			

Game Statistics

Team : NOR (red)

Head Coach : HEGDE Espen											Shots on Goal					Time on Ice								
No.	Pos.	Name	Gen	G	A	P	PIM	FO+	FO-	FO+/-	FO%	1	2	3	OT	TS	+/-	1	2	3	OT	TOT	SHF	AVG
3	D	PEDERSEN Rolf Einar	M	0	0	0	4	1	0	1	100.00	1	1	1	3	-4	0:00	0:00	0:00		0:00	0	0:00	
9	F	VAERNES Morten	M	0	0	0	0	0	0	0	0.00	0	0	0	0	-4	0:00	0:00	0:00		0:00	0	0:00	
22	D	BAKKE Audun	M	0	0	0	0	2	1	1	66.67	1	1	2	4	-4	0:00	0:00	0:00		0:00	0	0:00	
71	F	OISETH Ola	M	0	0	0	0	15	9	6	62.50	0	0	0	0	-3	0:00	0:00	0:00		0:00	0	0:00	
77	F	AANEKRE Torstein	M	0	0	0	0	0	0	0	0.00	0	0	0	0	0	0:00	0:00	0:00		0:00	0	0:00	



Head Coach : HEGDE Espen											Shots on Goal					Time on Ice									
No.	Pos.	Name	Gen	G	A	P	PIM	FO+	FO-	FO+/-	FO%	1	2	3	OT	TS	+/-	1	2	3	OT	TOT	SHF	AVG	
12	F	BOGLE Magnus	M	0	0	0	0	12	8	4	60.00	1	1	0		2	-2	0:00	0:00	0:00		0:00	0	0:00	
16	D	NORDSTOGA Knut Andre +A	M	0	0	0	2	0	0	0	0.00	0	0	0		0	-1	0:00	0:00	0:00		0:00	0	0:00	
17	F	SOLBERG Loyd Remi +C	M	0	0	0	0	0	0	0	0.00	0	0	2		2	-2	0:00	0:00	0:00		0:00	0	0:00	
20	D	HAMRE Martin +A	M	0	0	0	0	0	0	0	0.00	0	0	0		0	-4	0:00	0:00	0:00		0:00	0	0:00	
25	D	SUNDT Andreas	M	0	0	0	0	0	0	0	0.00	0	0	0		0	0	0:00	0:00	0:00		0:00	0	0:00	
6	F	KIRSTISTUEN Emil	M	0	0	0	0	0	0	0	0.00	0	0	0		0	-1	0:00	0:00	0:00		0:00	0	0:00	
10	F	RIVERA Tor Joakim	M	0	0	0	0	0	0	0	0.00	0	0	0		0	0	0:00	0:00	0:00		0:00	0	0:00	
29	F	SCHROEDER Lena	F	0	0	0	0	0	0	0	0.00	0	0	0		0	-1	0:00	0:00	0:00		0:00	0	0:00	
35	F	GROESFJELD Martin	M	0	0	0	0	0	0	0	0.00	0	0	0		0	-1	0:00	0:00	0:00		0:00	0	0:00	
39	GK	GROELINE Johan (BP)	M	0	0	0	0					0	0	0		0						0:00	0	0:00	
81	GK	HAUGEN Erik	M	0	0	0	0					0	0	0		0						0:00	0	0:00	
Total				0	0	0	6	30	18	12	62.50	3	3	5		11									

Team : CZE (white)

Head Coach : BRIZA Jiri											Shots on Goal					Time on Ice									
No.	Pos.	Name	Gen	G	A	P	PIM	FO+	FO-	FO+/-	FO%	1	2	3	OT	TS	+/-	1	2	3	OT	TOT	SHF	AVG	
18	F	NOVOTNY Miroslav	M	1	0	1	2	0	0	0	0.00	1	0	2		3	+3	0:00	0:00	0:00		0:00	0	0:00	
21	D	KVOCH Tomas	M	1	0	1	2	0	0	0	0.00	1	0	1		2	+4	0:00	0:00	0:00		0:00	0	0:00	
29	D	KUBES Pavel +A	M	1	1	2	0	0	0	0	0.00	1	2	2		5	+4	0:00	0:00	0:00		0:00	0	0:00	
74	F	GEIER Michal +C	M	1	0	1	0	1	2	-1	33.33	0	0	1		1	+5	0:00	0:00	0:00		0:00	0	0:00	
82	F	HABL Zdenek +A (BP)	M	0	3	3	0	10	15	-5	40.00	1	1	1		3	+4	0:00	0:00	0:00		0:00	0	0:00	
24	F	SAFRANEK Zdenek	M	0	0	0	0	7	13	-6	35.00	0	0	0		0	+1	0:00	0:00	0:00		0:00	0	0:00	
67	D	DOLEZAL Pavel	M	0	1	1	0	0	0	0	0.00	1	0	1		2	+1	0:00	0:00	0:00		0:00	0	0:00	
75	F	RAUL Jiri	M	0	0	0	2	0	0	0	0.00	1	0	0		1	+2	0:00	0:00	0:00		0:00	0	0:00	
77	F	PALAT David	M	1	0	1	0	0	0	0	0.00	0	0	1		1	+1	0:00	0:00	0:00		0:00	0	0:00	
96	F	KRUPICKA Zdenek	M	0	0	0	0	0	0	0	0.00	0	0	0		0	0	0:00	0:00	0:00		0:00	0	0:00	
11	F	WAGNER Karel	M	0	0	0	0	0	0	0	0.00	0	0	0		0	0	0:00	0:00	0:00		0:00	0	0:00	
26	F	KLIMA Zdenek	M	0	0	0	0	0	0	0	0.00	0	0	0		0	0	0:00	0:00	0:00		0:00	0	0:00	
69	F	KORINEK Lukas	M	0	0	0	0	0	0	0	0.00	0	0	0		0	0	0:00	0:00	0:00		0:00	0	0:00	
1	GK	KUDELA Martin	M	0	0	0	0					0	0	0		0						0:00	0	0:00	
6	GK	VAPENKA Michal	M	0	0	0	0					0	0	0		0						0:00	0	0:00	
Total				5	5	10	6	18	30	-12	37.50	6	3	9		18									

Legend:							
(G)	Goals in tournament	+/-	Plus/minus net	+A	Assistant captain	+C	Captain
A	Assists	D	Defence	ENG	Empty net goal	EQ	Equal strength
ET/Res	Penalty end time/Result of game	F	Female / Forward	FO-	Face-offs lost	FO%	Face-offs won as percentage
FO+	Face-offs won	FO+/-	Face-offs net	G	Goals	Gen	Gender
GK	Goalkeeper	M	Male	MIP	Minutes in play (GK)	No.	Jersey number
OT	Overtime	P	Points	PIM	Penalties in minutes	Pos.	Position
PPG	Power play goals	SHG	Shorthanded goals	SOG	Shots on goal	SVS	Saves
TPP	Time on power play	TS	Total shots				



Shot Chart
NOR - CZE

Shots by CZE
Goals (o): 0 SSG (+): 6
SSP (-): 2 SPG (-): 1



GK 39 of NOR



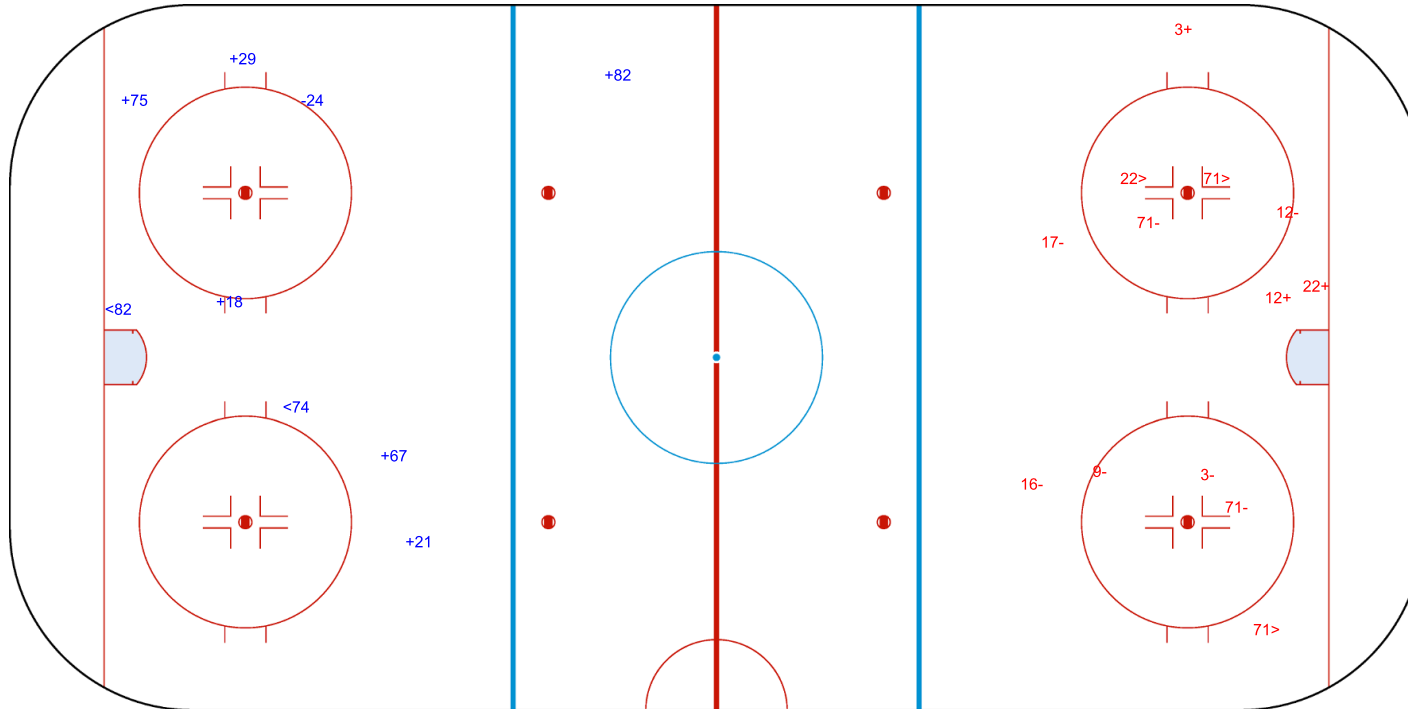
Period: 1



Shots by NOR
Goals (o): 0 SSG (+): 3
SSP (>): 3 SPG (-): 7



GK 6 of CZE



Legend:	
GK	Goalkeeper
SPG	Shots past goal
SSG	Shots saved by goalkeeper
SSP	Shots saved by player



Shot Chart NOR - CZE

Shots by NOR
Goals (o): 0
SSP (<): 1
SSG (+): 3
SPG (-): 4



GK 6 of CZE



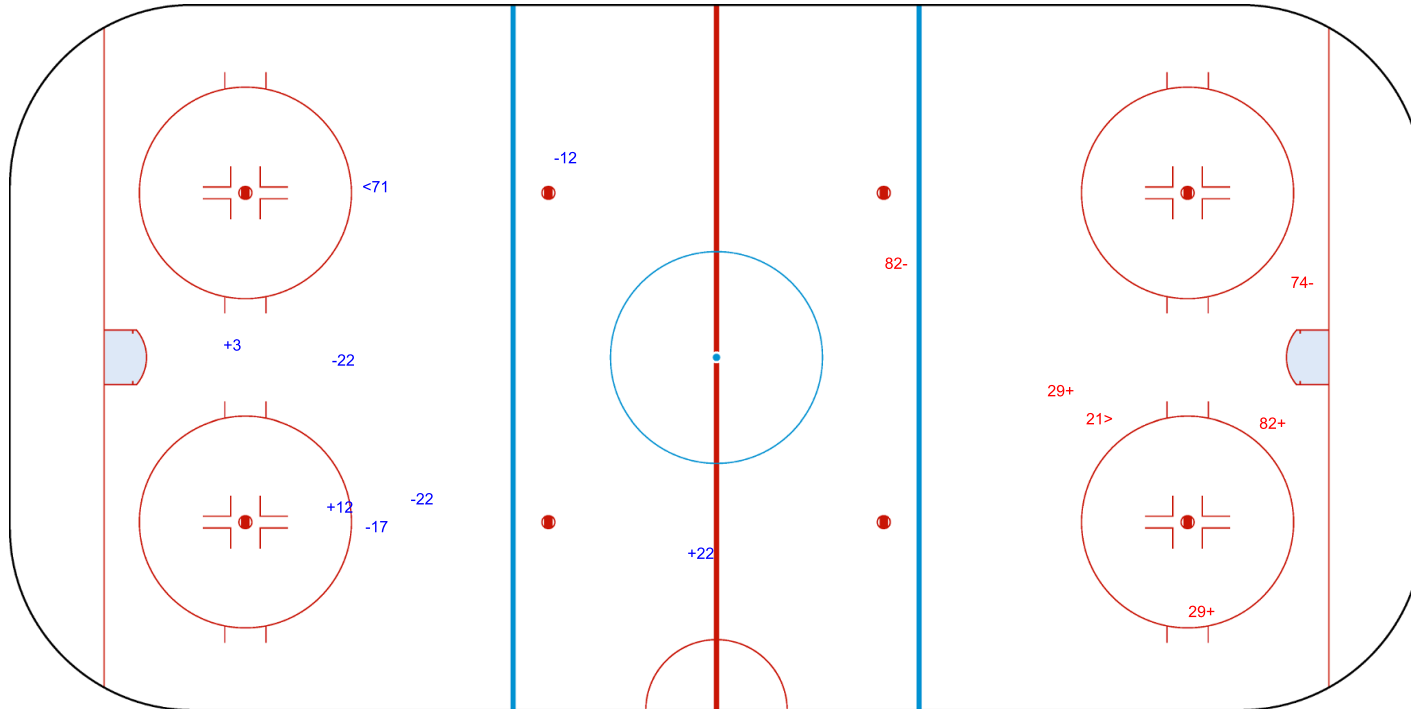
Period: 2



Shots by CZE
Goals (o): 0
SSP (>): 1
SSG (+): 3
SPG (-): 2



GK 39 of NOR



Legend:	GK Goalkeeper	SPG Shots past goal	SSG Shots saved by goalkeeper	SSP Shots saved by player
----------------	----------------------	----------------------------	--------------------------------------	----------------------------------



Shot Chart
NOR - CZE

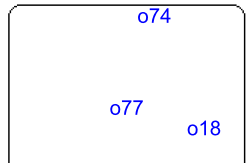


Period: 3

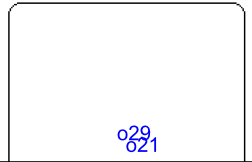


Shots by CZE

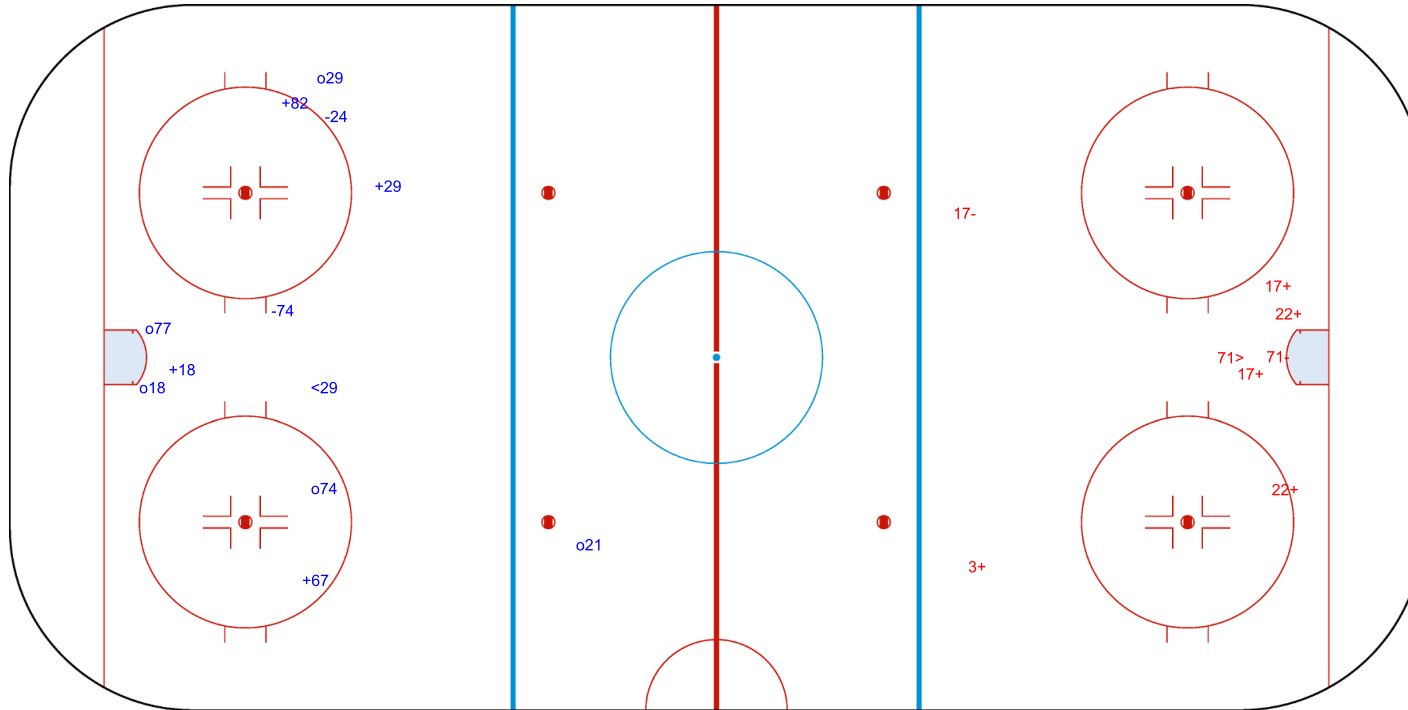
Goals (o): 5 SSG (+): 4
SSP (-): 1 SPG (-): 2



GK 39 of NOR



ENG



Shots by NOR

Goals (o): 0 SSG (+): 5
SSP (>): 1 SPG (-): 2



GK 6 of CZE

Legend:	ENG Empty net goal	GK Goalkeeper	SPG Shots past goal	SSG Shots saved by goalkeeper	SSP Shots saved by player
----------------	---------------------------	----------------------	----------------------------	--------------------------------------	----------------------------------



Face-off Chart
NOR - CZE

PERIOD 1

	NOR		CZE		NOR		CZE		NOR		CZE				
	Def. zone	Att. zone	Neutral zone	Neutral zone	Att. zone	Def. zone	Att. zone	Def. zone	Total wins	Total wins	Total wins	Total wins			
	+ 71	- 24	+ 71	- 82	+ 71	- 24	+ 71	- 24	Total wins all zones	NOR	CZE	NOR	CZE		
	+ 71	- 24	- 12	+ 82	+ 12	- 82	+ 12	- 82						11 / 73%	4 / 27%
	+ 12	- 82	- 71	+ 82	+ 12	- 74	+ 12	- 74							
	+ 71	- 82	+ 12	- 24	+ 22	- 82	+ 12	- 82							
	+ 71	- 82	- 71	+ 24	+ 12	- 24	- 12	+ 82							
Total wins / period	4 / 100%	0 / 0%	2 / 40%	3 / 60%	5 / 83%	1 / 17%									

PERIOD 2

	NOR		CZE		NOR		CZE		NOR		CZE				
	Def. zone	Att. zone	Neutral zone	Neutral zone	Att. zone	Def. zone	Att. zone	Def. zone	Total wins	Total wins	Total wins	Total wins			
	+ 12	- 82	+ 12	- 82	+ 71	- 82	+ 71	- 82	Total wins all zones	NOR	CZE	NOR	CZE		
	- 12	+ 24	+ 12	- 82	- 12	+ 82	- 12	+ 82						9 / 64%	5 / 36%
	+ 12	- 24	- 12	+ 24	+ 71	- 24	+ 71	- 24							
	+ 71	- 82			- 12	+ 74	- 12	+ 74							
	+ 71	- 82													
	+ 71	- 74													
	- 71	+ 82													
Total wins / period	5 / 71%	2 / 29%	2 / 67%	1 / 33%	2 / 50%	2 / 50%									

PERIOD 3

	NOR		CZE		NOR		CZE		NOR		CZE				
	Def. zone	Att. zone	Neutral zone	Neutral zone	Att. zone	Def. zone	Att. zone	Def. zone	Total wins	Total wins	Total wins	Total wins			
	- 71	+ 82	- 12	+ 82	+ 71	- 24	+ 71	- 24	Total wins all zones	NOR	CZE	NOR	CZE		
	- 71	+ 24	- 12	+ 82	- 71	+ 24	- 71	+ 24						10 / 53%	9 / 47%
	+ 71	- 82	- 71	+ 24	- 22	+ 82	- 22	+ 82							
	+ 12	- 24	+ 71	- 82	+ 12	- 82	+ 12	- 82							
	+ 12	- 24	+ 3	- 24	- 71	+ 24	- 71	+ 24							
			+ 71	- 24											
			- 71	+ 82											
			+ 22	- 24											
			+ 71	- 82											
Total wins / period	3 / 60%	2 / 40%	5 / 56%	4 / 44%	2 / 40%	3 / 60%									

TOTAL

	NOR		CZE		NOR		CZE		NOR		CZE	
	Def. zone	Att. zone	Neutral zone	Neutral zone	Att. zone	Def. zone	Att. zone	Def. zone	Total wins	Total wins	Total wins	Total wins
Total wins / game	12 / 75%	4 / 25%	9 / 53%	8 / 47%	9 / 60%	6 / 40%			30 / 63%	18 / 37%		



HEAD TO HEAD

		CZE							
	No.	24	74	82	Tot	wins NOR	Dz	Nz	Az
NOR	3	1 - 0			1	1 100%		1 100%	
	12	5 - 2	1 - 1	6 - 5	20	12 60%	5 83%	3 43%	4 57%
	22	1 - 0		1 - 1	3	2 67%		1 100%	1 50%
	71	6 - 5	1 - 0	8 - 4	24	15 63%	7 70%	4 50%	4 67%
	Tot	20	3	25	48	30 63%	12 75%	9 53%	9 60%
	wins CZE	7 35%	1 33%	10 40%	18 37%				
	Dz	2 33%	1 50%	3 43%	6 40%				
	Nz	3 43%		5 50%	8 47%				
	Az	2 29%	0 0%	2 25%	4 25%				

Legend:									
Az	Attacking zone	Dz	Defending zone	No.	Jersey number	Nz	Neutral zone	Tot	Total face-offs played



Game Roster

NOR - ITA

Referee

BETHMANN Andrew (USA)

Linesmen

LEWIS Brendan (USA) , NITTYLA Lari (FIN)

Goalkeepers

Team: NOR

No.	Name	Gen	GP	MIP	GA	SVS	SOG	SVS%	GAA
39	GROELINE Johan	M	4	101:30	12	27	39	69.23	5.32
81	HAUGEN Erik	M	4	75:00	18	17	35	48.57	10.80

Team Roster

Team: NOR (red)

No.	Pos.	Name	Gen	GP	G	A	PTS	PIM	+/-
3	D	PEDERSEN Rolf Einar	M	3	0	0	0	8	-11
6	F	KIRSTISTUEN Emil	M	4	0	0	0	0	-9
9	F	VAERNES Morten	M	4	0	2	2	0	-12
10	F	RIVERA Tor Joakim	M	4	0	1	1	0	-6
12	F	BOGLE Magnus	M	1	0	0	0	0	-2
16	D	NORDSTOGA Knut Andre	M	4	0	1	1	2	-10
17	F	SOLBERG Loyd Remi	M	4	0	1	1	0	-7
20	D	HAMRE Martin	M	4	0	0	0	10	-15
22	D	BAKKE Audun	M	4	3	0	3	0	-14
25	D	SUNDT Andreas	M	4	0	0	0	0	-10
29	F	SCHROEDER Lena	F	4	0	0	0	0	-14
35	F	GROESFJELD Martin	M	4	0	0	0	0	-6
39	GK	GROELINE Johan	M	4	0	0	0	0	
71	F	OISETH Ola	M	4	1	0	1	0	-7
77	F	AANEKRE Torstein	M	4	0	1	1	0	-9
81	GK	HAUGEN Erik	M	4	0	0	0	0	

Head Coach: HEGDE Espen

Team: ITA

No.	Name	Gen	GP	MIP	GA	SVS	SOG	SVS%	GAA
1	STILLITANO Santino	M	3	25:43	2	5	7	71.43	3.50
15	ARAUDO Gabriele	M	4	139:17	9	33	42	78.57	2.91

Team: ITA (white)

No.	Pos.	Name	Gen	GP	G	A	PTS	PIM	+/-
1	GK	STILLITANO Santino	M	3	0	0	0	0	0
5	F	PLANKER Florian	M	4	1	1	2	0	+1
6	D	CAVALIERE Gian Luca	M	4	0	2	2	8	+3
8	D	RADICE Roberto	M	4	0	1	1	0	+1
9	F	KALEGARIS Sandro	M	4	3	0	3	8	+5
10	F	KAFMANN Stephan	M	4	1	0	1	2	+5
11	F	LARCH Niils	M	4	2	2	4	0	+4
15	GK	ARAUDO Gabriele	M	4	0	0	0	0	
18	D	MACRI Andrea	M	4	1	0	1	4	+2
25	F	TORELLA Francesco	M	3	0	0	0	0	0
27	F	ANDREONI Alessandro	M	4	2	0	2	4	+4
34	F	LANZA Gabriele	M	1	0	0	0	0	0
62	F	DEPAOLI Christoph	M	4	1	3	4	0	+4
66	D	PAROLIN Emanuele	M	4	0	0	0	0	+2
69	D	ENDERLE Alex	M	4	1	0	1	6	+2
82	D	KASSLATTER Julian	M	1	0	0	0	0	0
84	D	KERSCHBAUMER Stefan	M	4	0	1	1	2	+2

Head Coach: da RIN de LORENZO Massimo

Legend:

A Assists	D Defence	F Female / Forward	G Goals
GA Goals against	GAA Goals against as average per 45 minutes	Gen Gender	GK Goalkeeper
GP Games played	M Male	MIP Minutes and seconds played	No. Jersey number
PIM Penalties in minutes	Pos. Position	PTS Points	SOG Shots on goal
SVS Saves	SVS% Saves in percentage	+/- Plus/minus net	



Line-ups

NOR - ITA

Referee

BETHMANN Andrew (USA)

Linesmen

LEWIS Brendan (USA) , NITTYLA Lari (FIN)

Goalkeepers

Team: NOR

No.	Name	Gen
39	GROELINE Johan	M
81	HAUGEN Erik	M

Team Line-ups

Team: NOR (red)

No.	Pos.	Name	Gen
3	D	PEDERSEN Rolf Einar	M
22	D	BAKKE Audun	M
9	F	VAERNES Morten +A	M
71	F	OISETH Ola	M
77	F	AANEKRE Torstein	M
20	D	HAMRE Martin +A	M
25	D	SUNDT Andreas	M
12	F	BOGLE Magnus	M
17	F	SOLBERG Loyd Remi +C	M
35	F	GROESFJELD Martin	M
6	F	KIRSTISTUEN Emil	M
10	F	RIVERA Tor Joakim	M
29	F	SCHROEDER Lena	F

Head Coach: HEGDE Espen

NOT DRESSED:

16 D NORDSTOGA Knut Andre M

Team: ITA

No.	Name	Gen
1	STILLITANO Santino	M
15	ARAUDO Gabriele	M

Team: ITA (white)

No.	Pos.	Name	Gen
66	D	PAROLIN Emanuele	M
5	F	PLANKER Florian +A	M
9	F	KALEGARIS Sandro	M
10	F	KAFMANN Stephan	M
11	F	LARCH Nils	M
6	D	CAVALIERE Gian Luca +C	M
8	D	RADICE Roberto	M
18	D	MACRI Andrea +A	M
27	F	ANDREONI Alessandro	M
62	F	DEPAOLI Christoph	M
69	D	ENDERLE Alex	M
84	D	KERSCHBAUMER Stefan	M
25	F	TORELLA Francesco	M

Head Coach: da RIN de LORENZO Massimo

NOT DRESSED:

34 F LANZA Gabriele M
82 D KASSLATTER Julian M

Legend:

D	Defence	F	Female / Forward	Gen	Gender	M	Male
No.	Jersey number	Pos.	Position	+A	Assistant captain	+C	Captain



Graphical Line-ups

NOR - ITA

Referee
BETHMANN Andrew (USA)

Linesmen
LEWIS Brendan (USA) , NITTYLA Lari (FIN)

Team: NOR - Norway (red)

Head Coach: HEGDE Espen



Team: ITA - Italy (white)

Head Coach: da RIN de LORENZO Massimo



Legend:			
Sn	Starting position	+A	Assistant captain
		+C	Captain



Game Summary

NOR - ITA 1 - 0 (0 - 0 , 0 - 0 , 0 - 0 , 1 - 0)

Spectators	Referee	Linesmen
876	BETHMANN Andrew (USA)	LEWIS Brendan (USA) , NITTYLA Lari (FIN)

Team Statistics

Period	Score	SVS	SOG	PIM	TPP	PPG	SHG
1	0 : 0	4 : 1	1 : 4	2 : 2	02:00 : 02:00	0 : 0	0 : 0
2	0 : 0	5 : 7	7 : 5	2 : 4	04:00 : 02:00	0 : 0	0 : 0
3	0 : 0	5 : 2	2 : 5	2 : 0	00:00 : 02:00	0 : 0	0 : 0
OT	1 : 0	1 : 1	2 : 1	0 : 0	00:00 : 00:00	0 : 0	0 : 0
Total	1 : 0	15 : 11	12 : 15	6 : 6	06:00 : 06:00	0 : 0	0 : 0

1st Period

Action	Time	ET/Res	Team	Type	No.	Name	(G)	Name of Assistant(s) / Action Description
GK	00:00		ITA		1	STILLITANO S		- Goalkeeper in
GK	00:00		NOR		39	GROELINE J		- Goalkeeper in
Penalty	10:01	12:01	NOR	2 min.	12	BOGLE M		- Interference
Penalty	12:03	14:03	ITA	2 min.	10	KAFMANN S		- Tripping

2nd Period

Action	Time	ET/Res	Team	Type	No.	Name	(G)	Name of Assistant(s) / Action Description
Penalty	16:29	18:29	ITA	2 min.	66	PAROLIN E		- Interference
Penalty	19:50	21:50	NOR	2 min.	20	HAMRE M		- Holding an opponent
Penalty	22:27	24:27	ITA	2 min.	6	CAVALIERE GL		- Teeing

3rd Period

Action	Time	ET/Res	Team	Type	No.	Name	(G)	Name of Assistant(s) / Action Description
Penalty	36:19	38:19	NOR	2 min.	17	SOLBERG LR		- Teeing

Overtime

Action	Time	ET/Res	Team	Type	No.	Name	(G)	Name of Assistant(s) / Action Description
Goal	52:11	1 : 0	NOR	EQ	9	VAERNES M	(1)	12 BOGLE M On Ice NOR 39 9 12 20 22 ITA 1 5 11 18 62
GK	52:11		NOR					39 GROELINE J - Goalkeeper out
GK	52:11		ITA					1 STILLITANO S - Goalkeeper out

Goalkeeper Records

Team : NOR - Norway

No.	Name	SOG	SVS	MIP
39	GROELINE Johan	15	15	52:11
81	HAUGEN Erik			

Team : ITA - Italy

No.	Name	SOG	SVS	MIP
1	STILLITANO Santino	12	11	52:11
15	ARAUDO Gabriele			

Game Statistics

Team : NOR (red)

Head Coach : HEGDE Espen											Shots on Goal					Time on Ice								
No.	Pos.	Name	Gen	G	A	P	PIM	FO+	FO-	FO+/-	FO%	1	2	3	OT	TS	+/-	1	2	3	OT	TOT	SHF	AVG
3	D	PEDERSEN Rolf Einar	M	0	0	0	0	0	0	0	0.00	0	0	1	1	2	0	0:00	0:00	0:00	0:00	0:00	0	0:00
9	F	VAERNES Morten +A (BP)	M	1	0	1	0	1	0	1	100.00	0	1	0	1	2	+1	0:00	0:00	0:00	0:00	0:00	0	0:00
22	D	BAKKE Audun	M	0	0	0	0	0	0	0	0.00	0	3	0	0	3	+1	0:00	0:00	0:00	0:00	0:00	0	0:00
71	F	OISETH Ola	M	0	0	0	0	9	11	-2	45.00	0	0	0	0	0	0	0:00	0:00	0:00	0:00	0:00	0	0:00
77	F	AANEKRE Torstein	M	0	0	0	0	0	0	0	0.00	0	0	0	0	0	0	0:00	0:00	0:00	0:00	0:00	0	0:00
12	F	BOGLE Magnus	M	0	1	1	2	7	12	-5	36.84	0	2	1	0	3	+1	0:00	0:00	0:00	0:00	0:00	0	0:00
17	F	SOLBERG Loyd Remi +C	M	0	0	0	2	0	0	0	0.00	1	1	0	0	2	0	0:00	0:00	0:00	0:00	0:00	0	0:00
20	D	HAMRE Martin +A	M	0	0	0	2	0	0	0	0.00	0	0	0	0	0	+1	0:00	0:00	0:00	0:00	0:00	0	0:00
25	D	SUNDT Andreas	M	0	0	0	0	0	0	0	0.00	0	0	0	0	0	0	0:00	0:00	0:00	0:00	0:00	0	0:00
35	F	GROESFJELD Martin	M	0	0	0	0	0	0	0	0.00	0	0	0	0	0	0	0:00	0:00	0:00	0:00	0:00	0	0:00
6	F	KIRSTISTUEN Emil	M	0	0	0	0	0	0	0	0.00	0	0	0	0	0	0	0:00	0:00	0:00	0:00	0:00	0	0:00



Head Coach : HEGDE Espen											Shots on Goal					Time on Ice								
No.	Pos.	Name	Gen	G	A	P	PIM	FO+	FO-	FO+/-	FO%	1	2	3	OT	TS	+/-	1	2	3	OT	TOT	SHF	AVG
10	F	RIVERA Tor Joakim	M	0	0	0	0	1	2	-1	33.33	0	0	0	0	0	0	0:00	0:00	0:00	0:00	0:00	0	0:00
29	F	SCHROEDER Lena	F	0	0	0	0	0	0	0	0.00	0	0	0	0	0	0	0:00	0:00	0:00	0:00	0:00	0	0:00
39	GK	GROELINE Johan	M	0	0	0	0					0	0	0	0	0								
81	GK	HAUGEN Erik	M	0	0	0	0					0	0	0	0	0								
Total				1	1	2	6	18	25	-7	41.86	1	7	2	2	12								

Team : ITA (white)

Head Coach : da RIN de LORENZO Massimo											Shots on Goal					Time on Ice								
No.	Pos.	Name	Gen	G	A	P	PIM	FO+	FO-	FO+/-	FO%	1	2	3	OT	TS	+/-	1	2	3	OT	TOT	SHF	AVG
5	F	PLANKER Florian +A	M	0	0	0	0	1	0	1	100.00	1	0	0	0	1	-1	0:00	0:00	0:00	0:00	0:00	0	0:00
9	F	KALEGARIS Sandro	M	0	0	0	0	3	1	2	75.00	0	3	2	0	5	0	0:00	0:00	0:00	0:00	0:00	0	0:00
10	F	KAFMANN Stephan	M	0	0	0	2	0	1	-1	0.00	0	0	1	0	1	0	0:00	0:00	0:00	0:00	0:00	0	0:00
11	F	LARCH Nils	M	0	0	0	0	11	9	2	55.00	0	1	1	0	2	-1	0:00	0:00	0:00	0:00	0:00	0	0:00
66	D	PAROLIN Emanuele (BP)	M	0	0	0	2	0	0	0	0.00	0	0	0	0	0	0	0:00	0:00	0:00	0:00	0:00	0	0:00
6	D	CAVALIERE Gian Luca +C	M	0	0	0	2	0	0	0	0.00	1	0	0	0	1	0	0:00	0:00	0:00	0:00	0:00	0	0:00
8	D	RADICE Roberto	M	0	0	0	0	0	0	0	0.00	0	0	0	0	0	0	0:00	0:00	0:00	0:00	0:00	0	0:00
18	D	MACRI Andrea +A	M	0	0	0	0	0	0	0	0.00	1	0	1	0	2	-1	0:00	0:00	0:00	0:00	0:00	0	0:00
27	F	ANDREONI Alessandro	M	0	0	0	0	5	5	0	50.00	0	0	0	0	0	0	0:00	0:00	0:00	0:00	0:00	0	0:00
62	F	DEPAOLI Christoph	M	0	0	0	0	5	2	3	71.43	1	1	0	1	3	-1	0:00	0:00	0:00	0:00	0:00	0	0:00
25	F	TORELLA Francesco	M	0	0	0	0	0	0	0	0.00	0	0	0	0	0	0	0:00	0:00	0:00	0:00	0:00	0	0:00
69	D	ENDERLE Alex	M	0	0	0	0	0	0	0	0.00	0	0	0	0	0	0	0:00	0:00	0:00	0:00	0:00	0	0:00
84	D	KERSCHBAUMER Stefan	M	0	0	0	0	0	0	0	0.00	0	0	0	0	0	0	0:00	0:00	0:00	0:00	0:00	0	0:00
1	GK	STILLITANO Santino	M	0	0	0	0					0	0	0	0	0								
15	GK	ARAUDO Gabriele	M	0	0	0	0					0	0	0	0	0								
Total				0	0	0	6	25	18	7	58.14	4	5	5	1	15								

Legend:							
(G)	Goals in tournament	+/-	Plus/minus net	+A	Assistant captain	+C	Captain
A	Assists	D	Defence	EQ	Equal strength	ET/Res	Penalty end time/Result of game
F	Female / Forward	FO-	Face-offs lost	FO%	Face-offs won as percentage	FO+	Face-offs won
FO+/-	Face-offs net	G	Goals	Gen	Gender	GK	Goalkeeper
M	Male	MIP	Minutes in play (GK)	No.	Jersey number	OT	Overtime
P	Points	PIM	Penalties in minutes	Pos.	Position	PPG	Power play goals
SHG	Shorthanded goals	SOG	Shots on goal	SVS	Saves	TPP	Time on power play
TS	Total shots						



Shot Chart
NOR - ITA



Period: 1



Shots by NOR


Goals (o): 0 SSG (+): 1
SSP (-): 0 SPG (-): 2



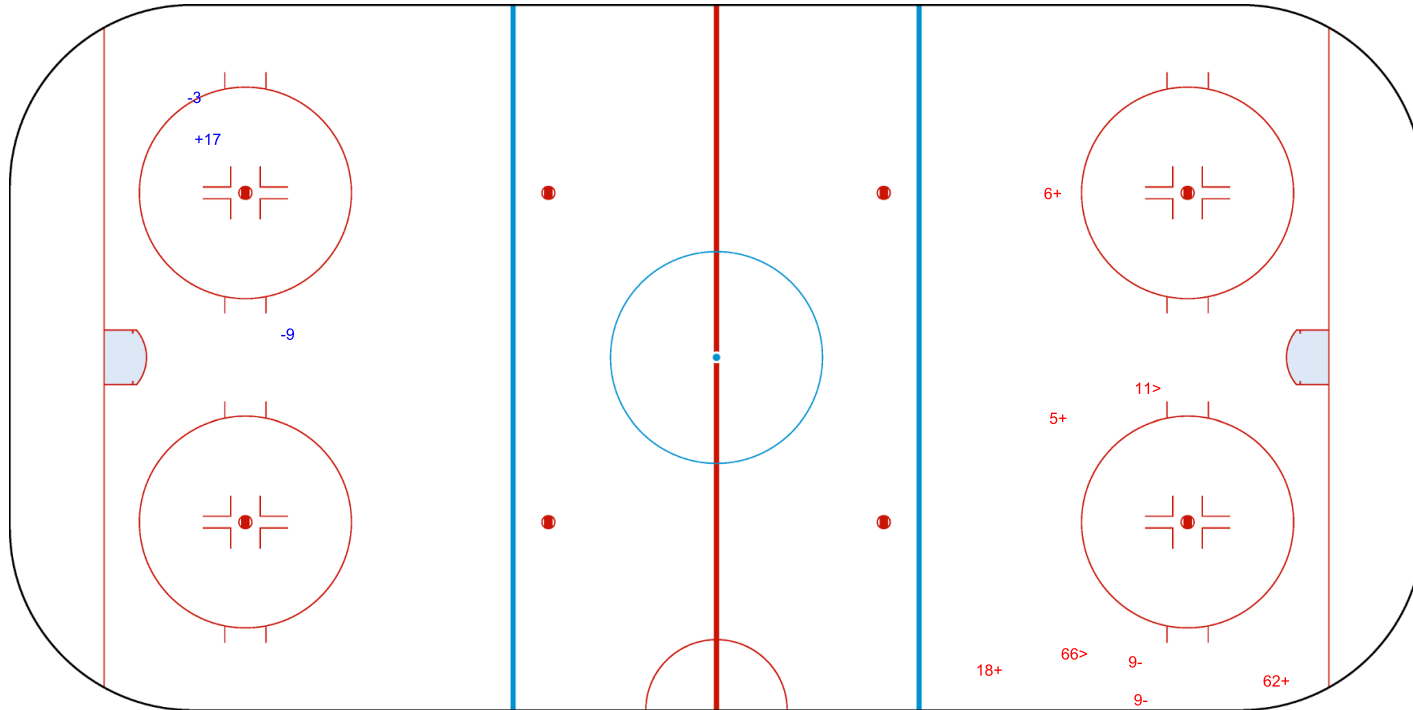
GK 1 of ITA

Shots by ITA

Goals (o): 0 SSG (+): 4
SSP (>): 2 SPG (-): 2



GK 39 of NOR



Legend:	
GK	Goalkeeper
SPG	Shots past goal
SSG	Shots saved by goalkeeper
SSP	Shots saved by player



Shot Chart
NOR - ITA

Shots by ITA
Goals (o): 0 SSG (+): 5
SSP (-): 0 SPG (-): 3



GK 39 of NOR



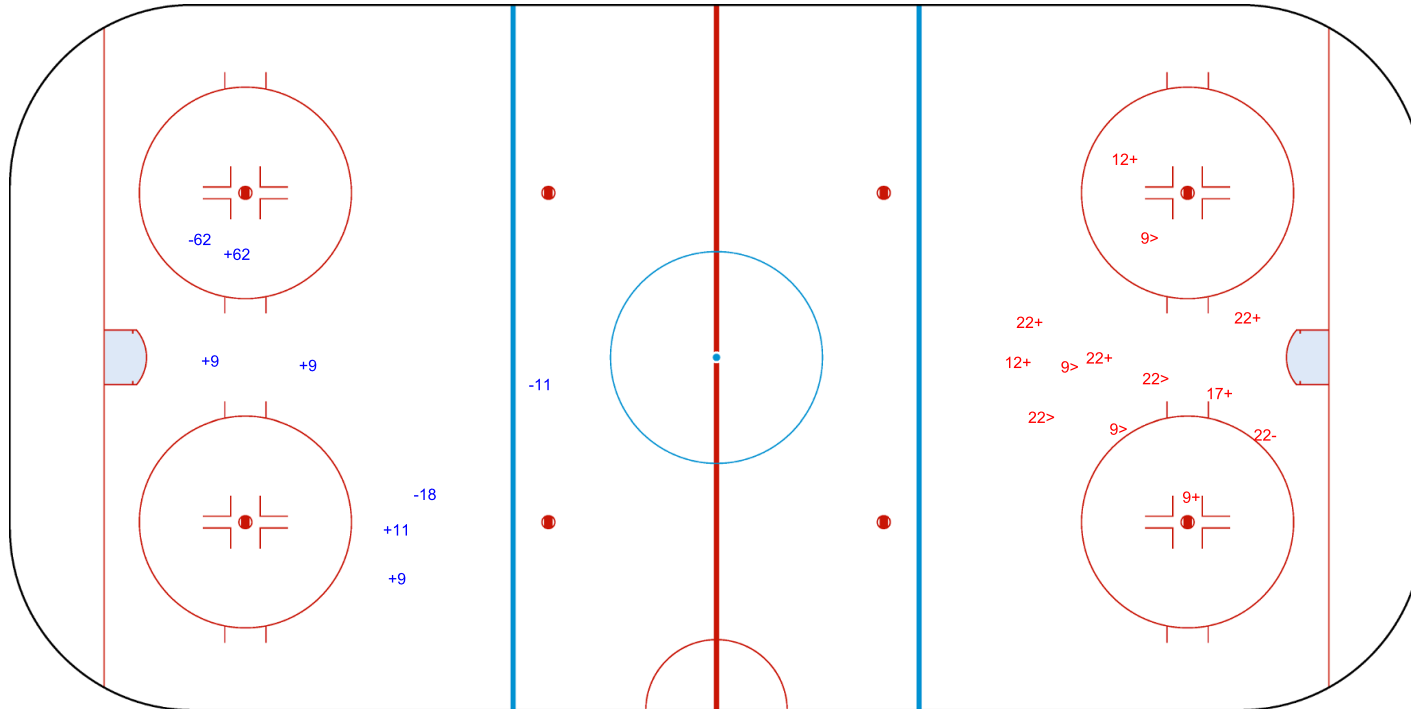
Period: 2



Shots by NOR
Goals (o): 0 SSG (+): 7
SSP (>): 5 SPG (-): 1



GK 1 of ITA



Legend:	
GK	Goalkeeper
SPG	Shots past goal
SSG	Shots saved by goalkeeper
SSP	Shots saved by player



Shot Chart NOR - ITA

Shots by NOR

Goals (o): 0 SSG (+): 2
SSP (-): 1 SPG (-): 3



GK 1 of ITA



Period: 3

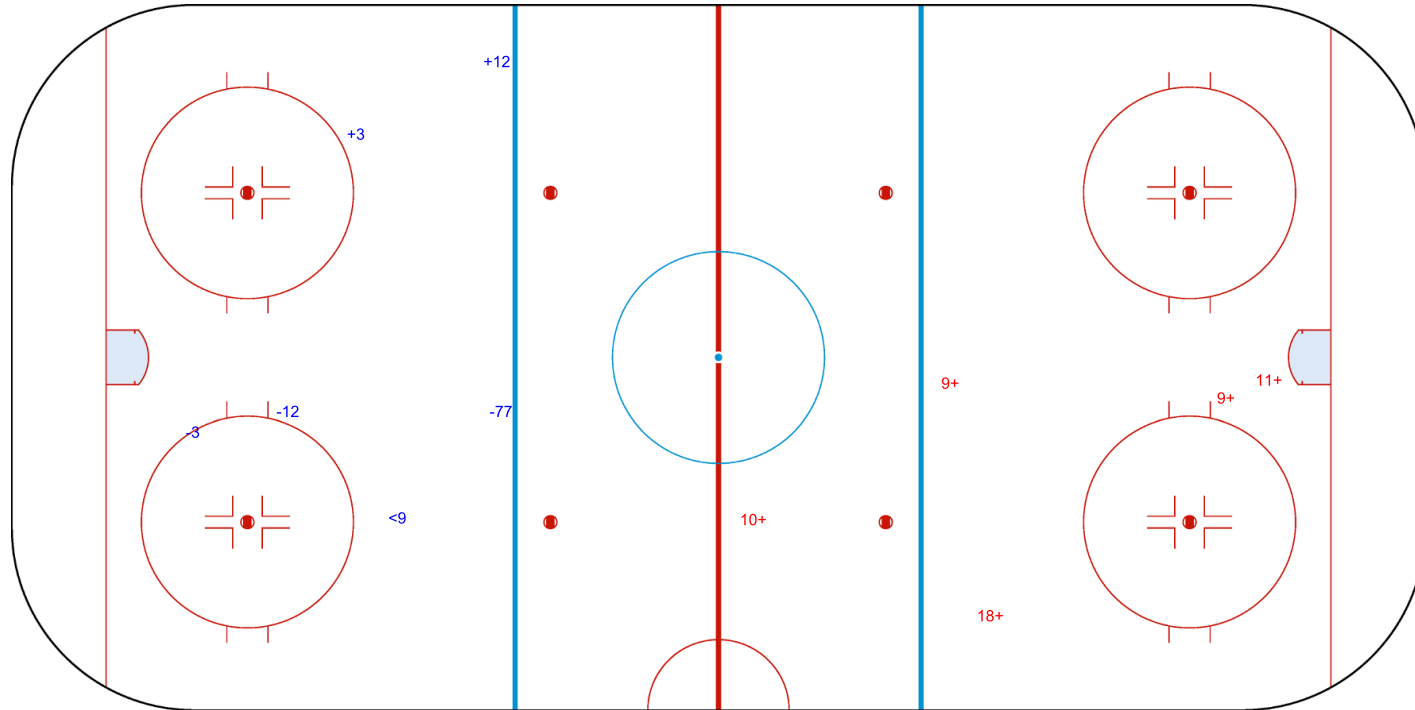


Shots by ITA

Goals (o): 0 SSG (+): 5
SSP (>): 0 SPG (-): 0



GK 39 of NOR



Legend:	
GK	Goalkeeper
SPG	Shots past goal
SSG	Shots saved by goalkeeper
SSP	Shots saved by player



Shot Chart NOR - ITA

ITA → Overtime ← NOR

Shots by NOR

Goals (o): 1 SSG (+): 1
SSP (-): 2 SPG (-): 1

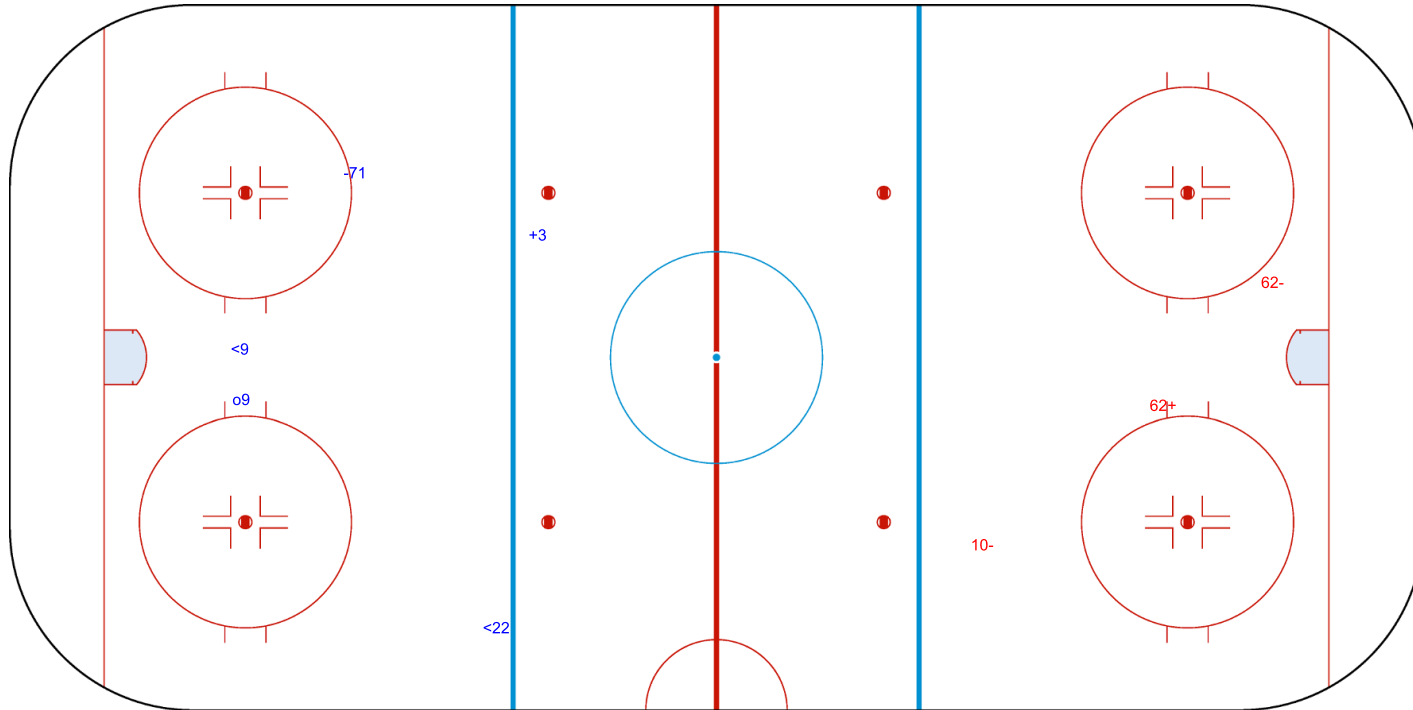
Shots by ITA

Goals (o): 0 SSG (+): 1
SSP (>): 0 SPG (-): 2



GK 1 of ITA

o9



GK 39 of NOR

Legend:	GK Goalkeeper	SPG Shots past goal	SSG Shots saved by goalkeeper	SSP Shots saved by player
----------------	----------------------	----------------------------	--------------------------------------	----------------------------------



Face-off Chart
NOR - ITA

PERIOD 1

	NOR		ITA		NOR		ITA		NOR		ITA	
	Def. zone	Att. zone	Neutral zone	Neutral zone	Att. zone	Def. zone	Att. zone	Def. zone	Total wins	Total wins	Total wins	Total wins
	+ 12	- 27	+ 71	- 11	+ 12	- 11						
	- 12	+ 27	- 71	+ 11	- 10	+ 27						
	+ 71	- 10			- 71	+ 11						
	+ 71	- 27			- 12	+ 27						
	+ 71	- 11										
	- 10	+ 11										
Total wins / period	4 / 67%	2 / 33%	1 / 50%	1 / 50%	1 / 25%	3 / 75%			6 / 50%	6 / 50%		

PERIOD 2

	NOR		ITA		NOR		ITA		NOR		ITA	
	Def. zone	Att. zone	Neutral zone	Neutral zone	Att. zone	Def. zone	Att. zone	Def. zone	Total wins	Total wins	Total wins	Total wins
	+ 71	- 62	+ 71	- 11	- 12	+ 9						
	- 12	+ 11	- 71	+ 11	- 12	+ 62						
	+ 12	- 11	+ 71	- 27	+ 12	- 27						
			+ 10	- 62	- 71	+ 62						
			+ 12	- 11	- 71	+ 62						
Total wins / period	2 / 67%	1 / 33%	4 / 80%	1 / 20%	1 / 20%	4 / 80%			7 / 54%	6 / 46%		

PERIOD 3

	NOR		ITA		NOR		ITA		NOR		ITA	
	Def. zone	Att. zone	Neutral zone	Neutral zone	Att. zone	Def. zone	Att. zone	Def. zone	Total wins	Total wins	Total wins	Total wins
	- 12	+ 62	- 71	+ 11	- 12	+ 11						
	- 12	+ 11	+ 71	- 11	- 12	+ 62						
	- 71	+ 11	+ 12	- 27	- 12	+ 11						
	- 71	+ 9			- 71	+ 27						
	+ 71	- 11			+ 9	- 11						
Total wins / period	1 / 20%	4 / 80%	2 / 67%	1 / 33%	1 / 20%	4 / 80%			4 / 31%	9 / 69%		

OVERTIME

	NOR		ITA		NOR		ITA		NOR		ITA	
	Def. zone	Att. zone	Neutral zone	Neutral zone	Att. zone	Def. zone	Att. zone	Def. zone	Total wins	Total wins	Total wins	Total wins
	- 71	+ 9	+ 12	- 9	- 12	+ 27						
	- 71	+ 5										
	- 12	+ 11										
Total wins / period	0 / 0%	3 / 100%	1 / 100%	0 / 0%	0 / 0%	1 / 100%			1 / 20%	4 / 80%		

TOTAL



Total wins / game	NOR	ITA	NOR	ITA	NOR	ITA	Total wins all zones	
	Def. zone	Att. zone	Neutral zone		Att. zone	Def. zone	NOR	ITA
	7 / 41%	10 / 59%	8 / 73%	3 / 27%	3 / 20%	12 / 80%	18 / 42%	25 / 58%

HEAD TO HEAD

No.	ITA						Tot	wins NOR	Dz	Nz	Az	
	5	9	10	11	27	62						
NOR	9			1 - 0			1	1 100%			1 100%	
	10			0 - 1	0 - 1	1 - 0	3	1 33%	0 0%	1 100%	0 0%	
	12		1 - 1	3 - 5	3 - 3	0 - 3	19	7 37%	2 29%	3 100%	2 22%	
	71	0 - 1	0 - 2	1 - 0	5 - 5	2 - 1	1 - 2	20	9 45%	5 56%	4 57%	0 0%
	Tot	1	4	1	20	10	7	43	18 42%	7 41%	8 73%	3 20%
	wins ITA	1 100%	3 75%	0 0%	11 55%	5 50%	5 71%	25 58%				
	Dz		1 100%		3 60%	4 80%	4 100%	12 80%				
Nz		0 0%		3 43%	0 0%	0 0%	3 27%					
Az	1 100%	2 100%	0 0%	5 63%	1 33%	1 50%	10 59%					

Legend:	Az Attacking zone	Dz Defending zone	No. Jersey number	Nz Neutral zone	Tot Total face-offs played
----------------	--------------------------	--------------------------	--------------------------	------------------------	-----------------------------------



Game Roster

CAN - KOR

Referee

GRUMSEN Jacob (DEN)

Goalkeepers

Team: CAN

No.	Name	Gen	GP	MIP	GA	SVS	SOG	SVS%	GAA
30	WATSON Corbin	M	3	45:00	2	6	8	75.00	2.00
31	LAROCQUE Dominic	M	3	89:00	2	12	14	85.71	1.01

Team Roster

Team: CAN (red)

No.	Pos.	Name	Gen	GP	G	A	PTS	PIM	+/-
2	D	CRANE Rod	M	3	1	0	1	0	+7
4	F	DUNN James	M	2	0	0	0	0	-1
5	D	HENRY Tyrone	M	3	0	1	1	0	+4
6	D	ARMSTRONG Rob	M	3	0	4	4	0	+2
7	F	LAVIN Zach	M	3	2	4	6	2	+8
8	F	McGREGOR Tyler	M	3	4	4	8	2	+9
9	F	SMITH Corbyn	M	2	0	1	1	0	+1
12	F	WESTLAKE Greg	M	3	3	2	5	0	+8
15	D	SORLEY Kevin	M	1	0	0	0	2	-1
18	F	BRIDGES Billy	M	3	3	2	5	0	+4
19	F	COZZOLINO Dominic	M	3	1	2	3	2	+4
22	F	RILEY Garrett	M	2	0	0	0	2	+2
23	D	HICKEY Liam	M	3	3	3	6	0	+8
25	D	GEMMELL James	M	2	0	1	1	2	+9
28	F	LEHOUX Antoine	M	3	2	0	2	0	0
30	GK	WATSON Corbin	M	3	0	0	0	0	
31	GK	LAROCQUE Dominic	M	3	0	1	1	0	

Head Coach: BABEY Ken

Linesmen

RUNDSTROM Tony (SWE) , VANEK Jan (CZE)

Team: KOR

No.	Name	Gen	GP	MIP	GA	SVS	SOG	SVS%	GAA
31	YU Man Gyun	M	4	45:00	4	18	22	81.82	4.00
32	LEE Jae Woong	M	4	135:00	9	21	30	70.00	3.00

Team: KOR (white)

No.	Pos.	Name	Gen	GP	G	A	PTS	PIM	+/-
1	F	LEE Jun Yong	M	2	0	0	0	0	0
3	F	RYU Jee Hyun	M	4	1	0	1	0	-3
9	D	CHOI Kwang Hyouk	M	4	0	1	1	0	-1
10	D	CHO Young Jae	M	4	0	2	2	0	-6
12	D	KIM Young Sung	M	3	0	0	0	4	-5
14	F	JUNG Seung Hwan	M	4	0	3	3	0	-1
20	D	JANG Dong Shin	M	4	1	2	3	6	-1
21	F	LEE Ju Seung	M	4	0	2	2	4	-4
24	F	KIM Inkyum	M	2	0	0	0	0	0
26	F	KIM Dea Jung	M	4	0	0	0	0	0
27	F	CHO Byeong Seok	M	3	4	1	5	2	-1
28	F	LEE Jong Kyung	M	4	1	3	4	2	-2
31	GK	YU Man Gyun	M	4	0	0	0	0	
32	GK	LEE Jae Woong	M	4	0	0	0	0	
51	F	KIM Sanglak	M	2	0	0	0	0	0
55	F	JANG Jong Ho	M	4	1	1	2	2	-6
97	D	CHOI Si Woo	M	4	1	0	1	2	-5

Head Coach: PARK Hyun Wook

Legend:			
A Assists	D Defence	F Forward	G Goals
GA Goals against	GAA Goals against as average per 45 minutes	Gen Gender	GK Goalkeeper
GP Games played	M Male	MIP Minutes and seconds played	No. Jersey number
PIM Penalties in minutes	Pos. Position	PTS Points	SOG Shots on goal
SVS Saves	SVS% Saves in percentage	+/- Plus/minus net	



Line-ups

CAN - KOR

Referee

GRUMSEN Jacob (DEN)

Linesmen

RUNDSTROM Tony (SWE) , VANEK Jan (CZE)

Goalkeepers

Team: CAN

No.	Name	Gen
31	LAROCQUE Dominic	M
30	WATSON Corbin	M

Team Line-ups

Team: CAN (red)

No.	Pos.	Name	Gen
5	D	HENRY Tyrone	M
23	D	HICKEY Liam +A	M
7	F	LAVIN Zach	M
8	F	McGREGOR Tyler +C	M
12	F	WESTLAKE Greg	M
2	D	CRANE Rod	M
6	D	ARMSTRONG Rob	M
25	D	GEMMELL James	M
18	F	BRIDGES Billy	M
19	F	COZZOLINO Dominic +A	M
4	F	DUNN James	M
22	F	RILEY Garrett	M
28	F	LEHOUX Antoine	M

Head Coach: BABEY Ken

NOT DRESSED:

9	F	SMITH Corbyn	M
15	D	SORLEY Kevin	M

Team: KOR

No.	Name	Gen
31	YU Man Gyun	M
32	LEE Jae Woong	M

Team: KOR (white)

No.	Pos.	Name	Gen
10	D	CHO Young Jae +A	M
12	D	KIM Young Sung	M
97	D	CHOI Si Woo	M
21	F	LEE Ju Seung	M
55	F	JANG Jong Ho +C	M
9	D	CHOI Kwang Hyouk	M
20	D	JANG Dong Shin	M
26	F	KIM Dea Jung	M
28	F	LEE Jong Kyung	M
51	F	KIM Sanglak	M
1	F	LEE Jun Yong	M
24	F	KIM Inkyum	M

Head Coach: PARK Hyun Wook

NOT DRESSED:

3	F	RYU Jee Hyun	M
14	F	JUNG Seung Hwan	M
27	F	CHO Byeong Seok	M

Legend:

D	Defence	F	Forward	Gen	Gender	M	Male
No.	Jersey number	Pos.	Position	+A	Assistant captain	+C	Captain



Graphical Line-ups

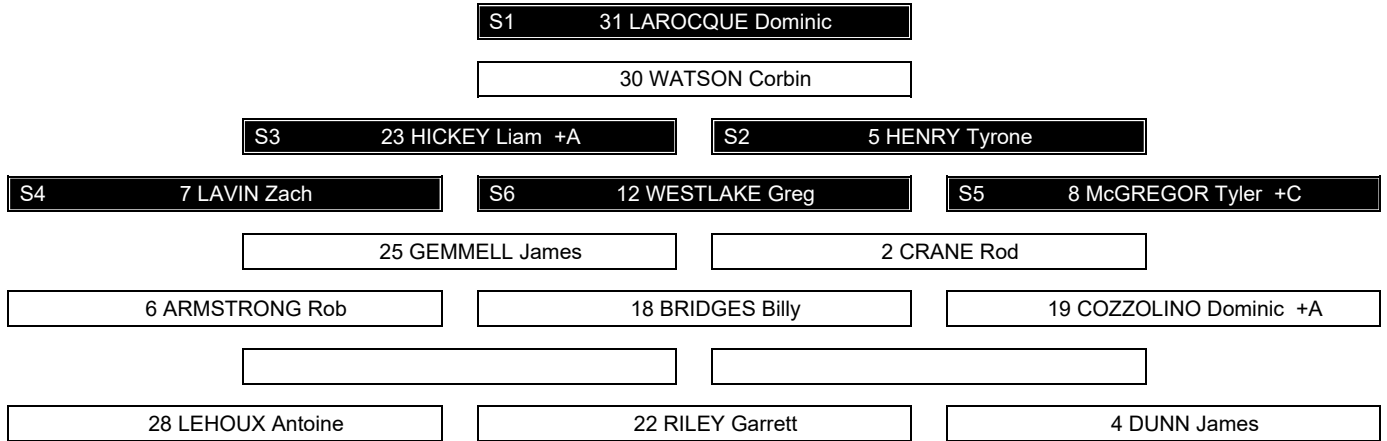
CAN - KOR

Referee
GRUMSEN Jacob (DEN)

Linesmen
RUNDSTROM Tony (SWE) , VANEK Jan (CZE)

Team: CAN - Canada (red)

Head Coach: BABEY Ken



Team: KOR - Korea (white)

Head Coach: PARK Hyun Wook



Legend:			
Sn	Starting position	+A	Assistant captain
		+C	Captain



Game Summary

CAN - KOR 10 - 0 (4 - 0 , 4 - 0 , 2 - 0)

Spectators	Referee	Linesmen
2467	GRUMSEN Jacob (DEN)	RUNDSTROM Tony (SWE) , VANEK Jan (CZE)

Team Statistics

Period	Score	SVS	SOG	PIM	TPP	PPG	SHG
1	4 : 0	2 : 10	14 : 2	0 : 2	00:49 : 00:00	1 : 0	0 : 0
2	4 : 0	0 : 4	8 : 0	4 : 4	00:49 : 00:49	0 : 0	0 : 0
3	2 : 0	1 : 6	8 : 1	0 : 0	00:00 : 00:00	0 : 0	0 : 0
Total	10 : 0	3 : 20	30 : 3	4 : 6	01:38 : 00:49	1 : 0	0 : 0

1st Period

Action	Time	ET/Res	Team	Type	No.	Name	(G)	Name of Assistant(s) / Action Description
GK	00:00		CAN		31	LAROCQUE D		- Goalkeeper in
GK	00:00		KOR		31	YU MG		- Goalkeeper in
Goal	06:00	1 : 0	CAN	EQ	23	HICKEY L	(4)	31 LAROCQUE D On Ice CAN 31 5 18 19 22 23 KOR 31 9 20 26 28 51
Goal	06:37	2 : 0	CAN	EQ	6	ARMSTRONG R	(1)	On Ice CAN 31 2 6 18 19 25 KOR 31 10 12 21 55 97
Penalty	07:19	08:08	KOR	2 min.	97	CHOI SW		- Teeing
Goal	08:08	3 : 0	CAN	PP1	23	HICKEY L	(5)	8 McGREGOR T 18 BRIDGES B On Ice CAN 31 7 8 12 18 23 KOR 31 9 20 26 28 *
Goal	13:56	4 : 0	CAN	EQ	19	COZZOLINO D	(2)	18 BRIDGES B On Ice CAN 31 5 6 18 19 23 KOR 31 1 10 12 24 28

2nd Period

Action	Time	ET/Res	Team	Type	No.	Name	(G)	Name of Assistant(s) / Action Description
Goal	16:22	5 : 0	CAN	EQ	23	HICKEY L	(6)	12 WESTLAKE G On Ice CAN 31 6 12 18 23 25 KOR 31 10 12 21 28 55
Goal	20:41	6 : 0	CAN	EQ	8	McGREGOR T	(5)	7 LAVIN Z On Ice CAN 31 5 7 8 12 23 KOR 31 10 12 21 55 97
Penalty	25:36	27:36	CAN	2 min.	22	RILEY G		- Holding an opponent
Penalty	26:25	28:25	KOR	2 min.	97	CHOI SW		- Teeing
Goal	27:05	7 : 0	CAN	EQ	18	BRIDGES B	(4)	8 McGREGOR T 23 HICKEY L On Ice CAN 31 8 18 23 28 KOR 31 9 20 26 28
Penalty	28:25	30:25	KOR	2 min.	28	LEE JK		- Holding an opponent
Penalty	28:25	30:25	CAN	2 min.	6	ARMSTRONG R		- Teeing
Goal	29:59	8 : 0	CAN	EQ	8	McGREGOR T	(6)	12 WESTLAKE G On Ice CAN 31 5 8 12 23 KOR 31 10 12 21 55

3rd Period

Action	Time	ET/Res	Team	Type	No.	Name	(G)	Name of Assistant(s) / Action Description
GK	30:00		KOR		32	LEE JW		- Goalkeeper in
Goal	36:37	9 : 0	CAN	EQ	23	HICKEY L	(7)	6 ARMSTRONG R 5 HENRY T On Ice CAN 31 5 7 19 22 23 KOR 32 9 20 24 26 28
Time-out	43:09		KOR					
Goal	43:35	10 : 0	CAN	EQ	7	LAVIN Z	(3)	19 COZZOLINO D 6 ARMSTRONG R On Ice CAN 31 5 6 7 19 28 KOR 32 10 12 21 55 97
GK	45:00		CAN					31 LAROCQUE D - Goalkeeper out
GK	45:00		KOR					32 LEE JW - Goalkeeper out

Goalkeeper Records

Team : CAN - Canada

Team : KOR - Korea

No.	Name	SOG	SVS	MIP	No.	Name	SOG	SVS	MIP
31	LAROCQUE Dominic	3	3	45:00	31	YU Man Gyun	22	14	30:00
30	WATSON Corbin				32	LEE Jae Woong	8	6	15:00

Game Statistics



Team : CAN (red)

Head Coach : BABEY Ken										Shots on Goal				Time on Ice											
No.	Pos.	Name	Gen	G	A	P	PIM	FO+	FO-	FO+/-	FO%	1	2	3	OT	TS	+/-	1	2	3	OT	TOT	SHF	AVG	
5	D	HENRY Tyrone	M	0	1	1	0	0	0	0	0.00	0	0	0	0	0	+6	0:00	0:00	0:00		0:00	0	0:00	
7	F	LAVIN Zach	M	1	1	2	0	0	0	0	0.00	0	0	1	1	+3	0:00	0:00	0:00		0:00	0	0:00		
8	F	McGREGOR Tyler +C (BP)	M	2	2	4	0	0	0	0	0.00	2	5	0	7	+3	0:00	0:00	0:00		0:00	0	0:00		
12	F	WESTLAKE Greg	M	0	2	2	0	9	3	6	75.00	0	0	0	0	+3	0:00	0:00	0:00		0:00	0	0:00		
23	D	HICKEY Liam +A	M	4	1	5	0	0	0	0	0.00	3	1	2	6	+7	0:00	0:00	0:00		0:00	0	0:00		
2	D	CRANE Rod	M	0	0	0	0	0	0	0	0.00	0	0	0	0	+1	0:00	0:00	0:00		0:00	0	0:00		
6	D	ARMSTRONG Rob	M	1	2	3	2	0	1	-1	0.00	2	1	0	3	+4	0:00	0:00	0:00		0:00	0	0:00		
18	F	BRIDGES Billy	M	1	2	3	0	10	5	5	66.67	3	1	1	5	+5	0:00	0:00	0:00		0:00	0	0:00		
19	F	COZZOLINO Dominic +A	M	1	1	2	0	2	0	2	100.00	3	0	1	4	+5	0:00	0:00	0:00		0:00	0	0:00		
25	D	GEMMELL James	M	0	0	0	0	0	0	0	0.00	0	0	1	1	+2	0:00	0:00	0:00		0:00	0	0:00		
4	F	DUNN James	M	0	0	0	0	0	1	-1	0.00	0	0	0	0	0	0:00	0:00	0:00		0:00	0	0:00		
22	F	RILEY Garrett	M	0	0	0	2	6	3	3	66.67	0	0	2	2	+2	0:00	0:00	0:00		0:00	0	0:00		
28	F	LEHOX Antoine	M	0	0	0	0	0	0	0	0.00	1	0	0	1	+2	0:00	0:00	0:00		0:00	0	0:00		
30	GK	WATSON Corbin	M	0	0	0	0					0	0	0	0										
31	GK	LAROCQUE Dominic	M	0	1	1	0					0	0	0	0										
Total				10	13	23	4	27	13	14	67.50	14	8	8	30										

Team : KOR (white)

Head Coach : PARK Hyun Wook										Shots on Goal				Time on Ice											
No.	Pos.	Name	Gen	G	A	P	PIM	FO+	FO-	FO+/-	FO%	1	2	3	OT	TS	+/-	1	2	3	OT	TOT	SHF	AVG	
10	D	CHO Young Jae +A	M	0	0	0	0	0	0	0	0.00	0	0	1	1	-6	0:00	0:00	0:00		0:00	0	0:00		
12	D	KIM Young Sung	M	0	0	0	0	0	0	0	0.00	0	0	0	0	-6	0:00	0:00	0:00		0:00	0	0:00		
21	F	LEE Ju Seung	M	0	0	0	0	1	1	0	50.00	0	0	0	0	-5	0:00	0:00	0:00		0:00	0	0:00		
55	F	JANG Jong Ho +C	M	0	0	0	0	6	15	-9	28.57	0	0	0	0	-5	0:00	0:00	0:00		0:00	0	0:00		
97	D	CHOI Si Woo (BP)	M	0	0	0	4	1	0	1	100.00	1	0	0	1	-3	0:00	0:00	0:00		0:00	0	0:00		
9	D	CHOI Kwang Hyouk	M	0	0	0	0	0	0	0	0.00	0	0	0	0	-3	0:00	0:00	0:00		0:00	0	0:00		
20	D	JANG Dong Shin	M	0	0	0	0	0	0	0	0.00	0	0	0	0	-3	0:00	0:00	0:00		0:00	0	0:00		
26	F	KIM Dea Jung	M	0	0	0	0	4	10	-6	28.57	0	0	0	0	-3	0:00	0:00	0:00		0:00	0	0:00		
28	F	LEE Jong Kyung	M	0	0	0	2	1	1	0	50.00	0	0	0	0	-5	0:00	0:00	0:00		0:00	0	0:00		
51	F	KIM Sanglak	M	0	0	0	0	0	0	0	0.00	0	0	0	0	-1	0:00	0:00	0:00		0:00	0	0:00		
1	F	LEE Jun Yong	M	0	0	0	0	0	0	0	0.00	0	0	0	0	-1	0:00	0:00	0:00		0:00	0	0:00		
24	F	KIM Inkyum	M	0	0	0	0	0	0	0	0.00	1	0	0	1	-2	0:00	0:00	0:00		0:00	0	0:00		
31	GK	YU Man Gyun	M	0	0	0	0					0	0	0	0										
32	GK	LEE Jae Woong	M	0	0	0	0					0	0	0	0										
Total				0	0	0	6	13	27	-14	32.50	2	0	1	3										

Legend:			
(G)	Goals in tournament	*	does not count for Plus/minus
+C	Captain	A	Assists
ET/Res	Penalty end time/Result of game	F	Forward
FO+	Face-offs won	FO+/-	Face-offs net
GK	Goalkeeper	M	Male
OT	Overtime	P	Points
PP1	Power play - 1 player	PPG	Power play goals
SVS	Saves	TPP	Time on power play
+/-	Plus/minus net	D	Defence
FO-	Face-offs lost	FO%	Face-offs won as percentage
G	Goals	Gen	Gender
MIP	Minutes in play (GK)	No.	Jersey number
PIM	Penalties in minutes	Pos.	Position
SHG	Shorthanded goals	SOG	Shots on goal
TS	Total shots		



Ostravar Arena

FRI 3 MAY 2019
Start Time 16:30

Ice Hockey

Mixed

Semifinals, Game 17



Shot Chart CAN - KOR




Period: 1



Shots by CAN

Goals (o): 4 SSG (+): 10
SSP (-): 3 SPG (-): 10



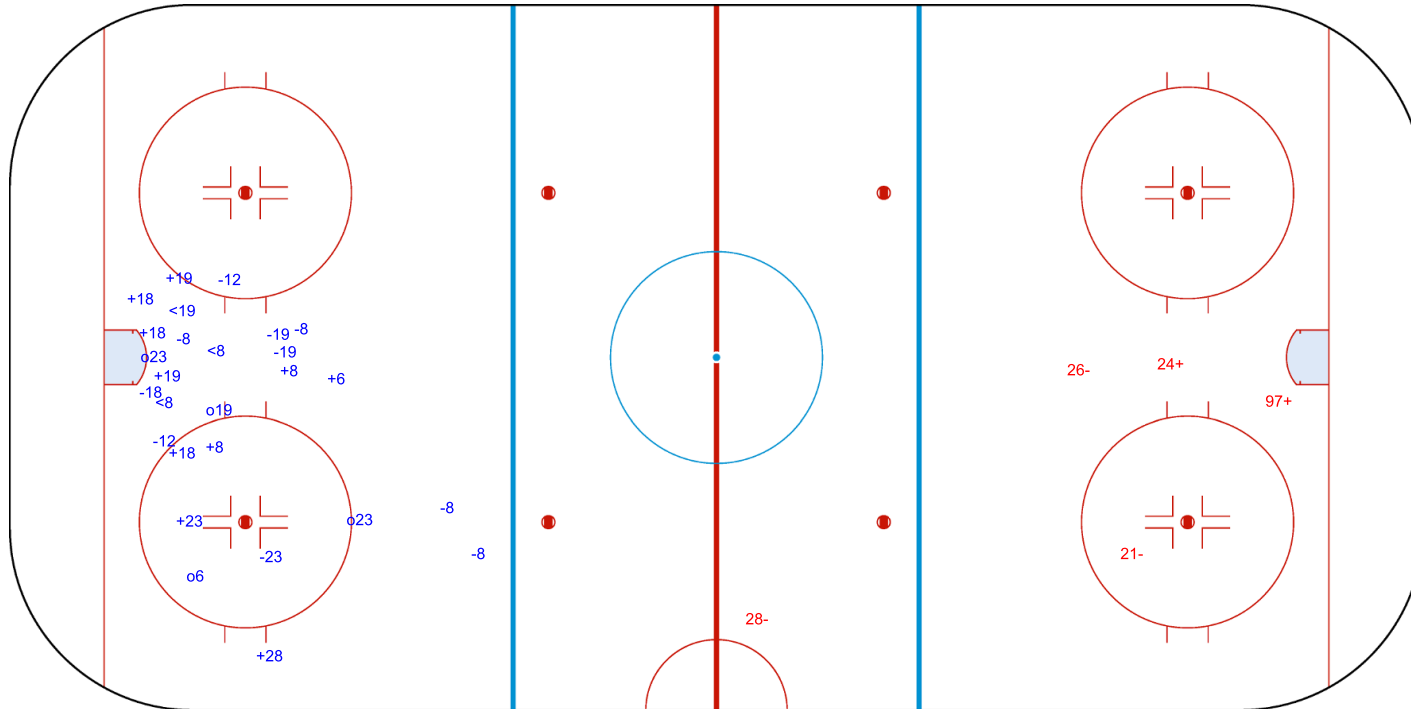
GK 31 of KOR

Shots by KOR

Goals (o): 0 SSG (+): 2
SSP (>): 0 SPG (-): 3



GK 31 of CAN



Legend:	
GK	Goalkeeper
SPG	Shots past goal
SSG	Shots saved by goalkeeper
SSP	Shots saved by player



Shot Chart
CAN - KOR

Shots by KOR
Goals (o): 0 SSG (+): 0
SSP (-): 1 SPG (-): 0



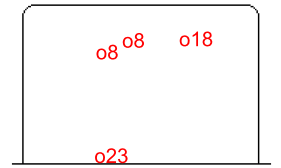
GK 31 of CAN



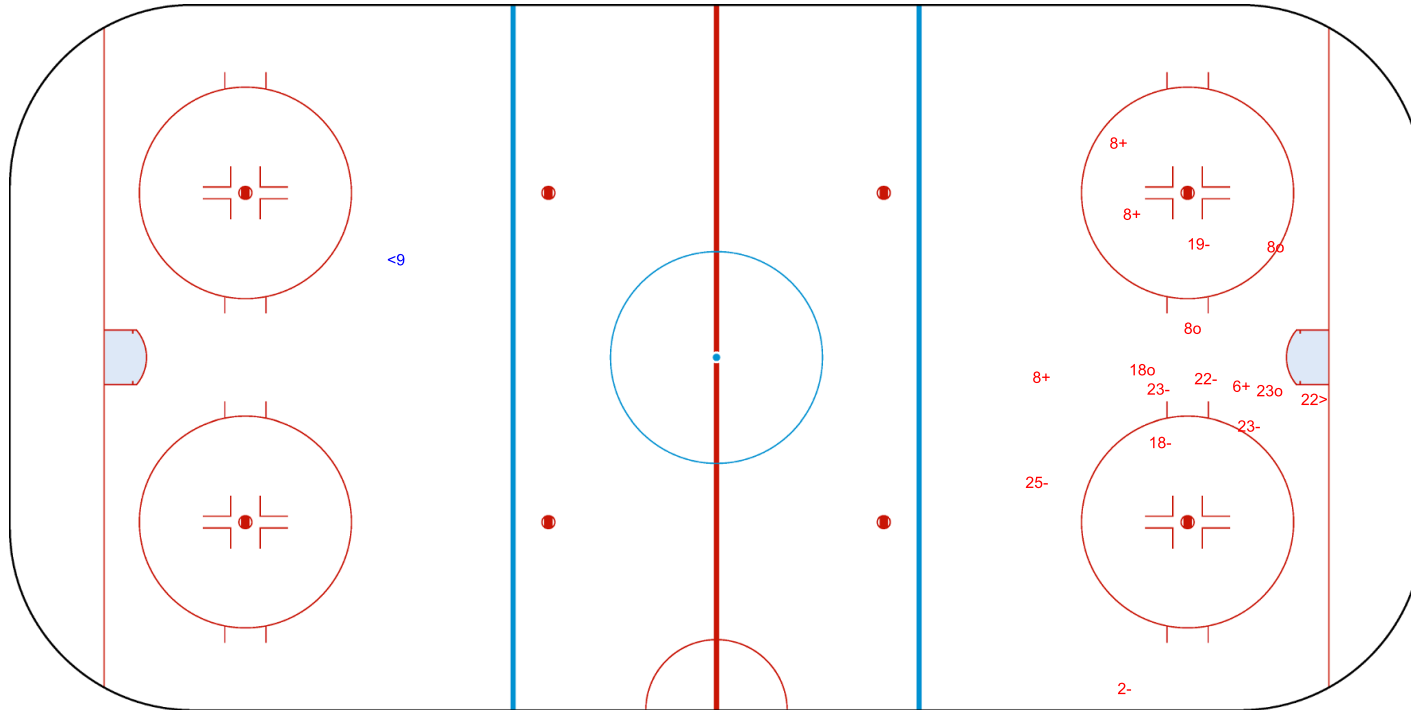
Period: 2



Shots by CAN
Goals (o): 4 SSG (+): 4
SSP (>): 1 SPG (-): 7



GK 31 of KOR



Legend:		
GK	Goalkeeper	
SPG	Shots past goal	
SSG	Shots saved by goalkeeper	
SSP	Shots saved by player	



Shot Chart CAN - KOR

Shots by CAN
Goals (o): 2 SSG (+): 6
SSP (-): 2 SPG (-): 7



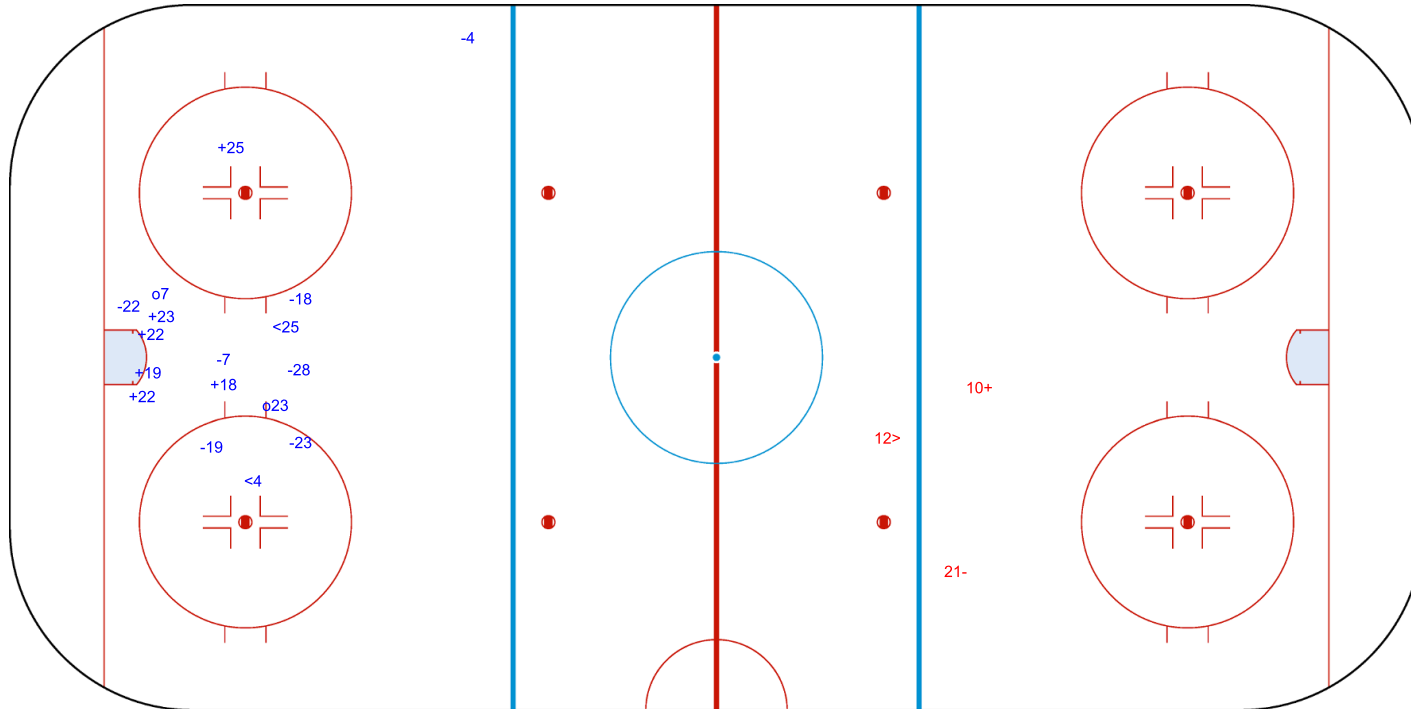
Period: 3



Shots by KOR
Goals (o): 0 SSG (+): 1
SSP (>): 1 SPG (-): 1

GK 31 of KOR
o23

GK 32 of KOR
o7



GK 31 of CAN

Legend:	GK Goalkeeper	SPG Shots past goal	SSG Shots saved by goalkeeper	SSP Shots saved by player
----------------	----------------------	----------------------------	--------------------------------------	----------------------------------



Face-off Chart
CAN - KOR

PERIOD 1

	CAN		KOR		CAN		KOR		Total wins all zones
	Def. zone	Att. zone	Neutral zone		Att. zone	Def. zone			
	- 18	+ 55	+ 12	- 55	- 6	+ 55			
			- 12	+ 21	- 18	+ 26			
			+ 12	- 55	+ 18	- 28			
			+ 18	- 55	+ 12	- 55			
			+ 22	- 55					
			- 18	+ 55					
Total wins / period	0 / 0%	1 / 100%	4 / 67%	2 / 33%	2 / 50%	2 / 50%			CAN 6 / 55% KOR 5 / 45%

PERIOD 2

	CAN		KOR		CAN		KOR		Total wins all zones
	Def. zone	Att. zone	Neutral zone		Att. zone	Def. zone			
	- 12	+ 28	+ 12	- 26	+ 22	- 55			
	+ 12	- 55	+ 18	- 55	+ 12	- 55			
	+ 18	- 26	+ 18	- 26	+ 18	- 21			
			+ 22	- 26	+ 18	- 55			
			+ 22	- 26	+ 12	- 26			
			- 12	+ 55	- 18	+ 55			
			+ 12	- 55	+ 18	- 26			
					+ 18	- 26			
					+ 12	- 55			
Total wins / period	2 / 67%	1 / 33%	6 / 86%	1 / 14%	8 / 89%	1 / 11%			CAN 16 / 84% KOR 3 / 16%

PERIOD 3

	CAN		KOR		CAN		KOR		Total wins all zones
	Def. zone	Att. zone	Neutral zone		Att. zone	Def. zone			
			- 4	+ 97	- 18	+ 26			
			+ 22	- 55	+ 19	- 55			
			+ 19	- 26					
			- 22	+ 55					
			+ 18	- 55					
			+ 22	- 26					
			- 22	+ 26					
			- 22	+ 26					
Total wins / period			4 / 50%	4 / 50%	1 / 50%	1 / 50%			CAN 5 / 50% KOR 5 / 50%

TOTAL

	CAN		KOR		CAN		KOR		Total wins all zones
	Def. zone	Att. zone	Neutral zone		Att. zone	Def. zone			
Total wins / game	2 / 50%	2 / 50%	14 / 67%	7 / 33%	11 / 73%	4 / 27%			CAN 27 / 68% KOR 13 / 32%



HEAD TO HEAD

		KOR									
	No.	21	26	28	55	97	Tot	wins CAN	Dz	Nz	Az
CAN	4					0 - 1	1	0 0%		0 0%	
	6				0 - 1		1	0 0%			0 0%
	12	0 - 1	2 - 0	0 - 1	7 - 1		12	9 75%	1 50%	4 67%	4 100%
	18	1 - 0	4 - 2	1 - 0	4 - 3		15	10 67%	1 50%	4 80%	5 63%
	19		1 - 0		1 - 0		2	2 100%		1 100%	1 100%
	22		3 - 2		3 - 1		9	6 67%		5 63%	1 100%
	Tot	2	14	2	21	1	40	27 68%	2 50%	14 67%	11 73%
	wins KOR	1 50%	4 29%	1 50%	6 29%	1 100%	13 32%				
	Dz	0 0%	2 40%	0 0%	2 25%		4 27%				
	Nz	1 100%	2 25%		3 27%	1 100%	7 33%				
	Az		0 0%	1 100%	1 50%		2 50%				

Legend:											
Az	Attacking zone	Dz	Defending zone	No.	Jersey number	Nz	Neutral zone	Tot	Total face-offs played		



Game Roster

USA - CZE

Referee

YAMAGUCHI Sotaro (JPN)

Linesmen

FERGENBAUM Matt (CAN) , LUNDEN Andreas (SWE)

Goalkeepers

Team: USA

No.	Name	Gen	GP	MIP	GA	SVS	SOG	SVS%	GAA
32	LEE Jen	M	3	60:00	0	4	4	100.00	0.00
34	CASH Steve	M	3	75:00	1	13	14	92.86	0.60

Team Roster

Team: USA (blue)

No.	Pos.	Name	Gen	GP	G	A	PTS	PIM	+/-
3	D	DEQUEBEC Ralph	M	3	0	2	2	0	+5
4	F	ROYBAL Brody	M	3	2	2	4	2	+5
7	D	GOOLEY Colin	M	2	0	1	1	0	+6
8	D	WALLACE Jack	M	3	2	1	3	2	+3
9	F	DODSON Travis	M	3	0	0	0	0	+4
13	F	McDERMOTT Luke	M	3	1	2	3	0	+4
15	F	ZYCH Kyle	M	3	1	0	1	0	+5
16	F	FARMER Declan	M	3	4	3	7	0	+9
17	D	DOUGLAS Christopher	M	3	1	3	4	0	+6
22	F	GROVE Noah	M	3	3	0	3	0	+5
23	F	ROMAN Rico	M	3	2	1	3	0	+4
27	D	PAULS Josh	M	3	1	3	4	0	+9
32	GK	LEE Jen	M	3	0	0	0	0	
34	GK	CASH Steve	M	3	0	0	0	0	
40	F	HARGIS Josh	M	2	0	0	0	8	-1
88	F	McKEE Kevin	M	2	0	1	1	2	+2

Head Coach: HOFF David

Team: CZE

No.	Name	Gen	GP	MIP	GA	SVS	SOG	SVS%	GAA
1	KUDELA Martin	M	4	45:00	0	11	11	100.00	0.00
6	VAPENKA Michal	M	4	135:00	1	24	25	96.00	0.33

Team: CZE (white)

No.	Pos.	Name	Gen	GP	G	A	PTS	PIM	+/-
1	GK	KUDELA Martin	M	4	0	0	0	0	0
6	GK	VAPENKA Michal	M	4	0	0	0	0	0
11	F	WAGNER Karel	M	4	0	1	1	2	+5
18	F	NOVOTNY Miroslav	M	4	1	1	2	2	+7
21	D	KVOCH Tomas	M	4	1	4	5	2	+12
24	F	SAFRANEK Zdenek	M	4	2	1	3	4	+4
26	F	KLIMA Zdenek	M	4	0	0	0	2	+2
29	D	KUBES Pavel	M	4	5	1	6	0	+11
65	D	HRBEK Miroslav	M	0	0	0	0	0	0
67	D	DOLEZAL Pavel	M	4	1	2	3	2	+8
69	F	KORINEK Lukas	M	4	0	0	0	0	+2
74	F	GEIER Michal	M	4	6	3	9	14	+14
75	F	RAUL Jiri	M	4	2	1	3	4	+5
77	F	PALAT David	M	4	1	1	2	0	+5
82	F	HABL Zdenek	M	4	3	10	13	4	+14
96	F	KRUPICKA Zdenek	M	4	1	0	1	2	+3

Head Coach: BRIZA Jiri

Legend:			
A	Assists	D	Defence
GA	Goals against	GAA	Goals against as average per 45 minutes
GP	Games played	M	Male
PIM	Penalties in minutes	Pos.	Position
SVS	Saves	SVS%	Saves in percentage
		F	Forward
		Gen	Gender
		MIP	Minutes and seconds played
		PTS	Points
		+/-	Plus/minus net
		G	Goals
		GK	Goalkeeper
		No.	Jersey number
		SOG	Shots on goal



Line-ups

USA - CZE

Referee

YAMAGUCHI Sotaro (JPN)

Goalkeepers

Team: USA

No.	Name	Gen
34	CASH Steve	M
32	LEE Jen	M

Team Line-ups

Team: USA (blue)

No.	Pos.	Name	Gen
3	D	DEQUEBEC Ralph	M
8	D	WALLACE Jack	M
15	F	ZYCH Kyle	M
16	F	FARMER Declan +A	M
22	F	GROVE Noah	M
7	D	GOOLEY Colin	M
27	D	PAULS Josh +C	M
4	F	ROYBAL Brody	M
40	F	HARGIS Josh	M
88	F	McKEE Kevin	M
9	F	DODSON Travis	M
13	F	McDERMOTT Luke	M
23	F	ROMAN Rico +A	M

Head Coach: HOFF David

NOT DRESSED:

17	D	DOUGLAS Christopher	M
----	---	---------------------	---

Linesmen

FERGENBAUM Matt (CAN) , LUNDEN Andreas (SWE)

Team: CZE

No.	Name	Gen
1	KUDELA Martin	M
6	VAPENKA Michal	M

Team: CZE (white)

No.	Pos.	Name	Gen
21	D	KVOCH Tomas	M
29	D	KUBES Pavel +A	M
18	F	NOVOTNY Miroslav	M
74	F	GEIER Michal +C	M
82	F	HABL Zdenek +A	M
67	D	DOLEZAL Pavel	M
24	F	SAFRANEK Zdenek	M
75	F	RAUL Jiri	M
77	F	PALAT David	M
96	F	KRUPICKA Zdenek	M
11	F	WAGNER Karel	M
26	F	KLIMA Zdenek	M
69	F	KORINEK Lukas	M

Head Coach: BRIZA Jiri

NOT DRESSED:

65	D	HRBEK Miroslav	M
----	---	----------------	---

Legend:

D	Defence	F	Forward	Gen	Gender	M	Male
No.	Jersey number	Pos.	Position	+A	Assistant captain	+C	Captain



Graphical Line-ups

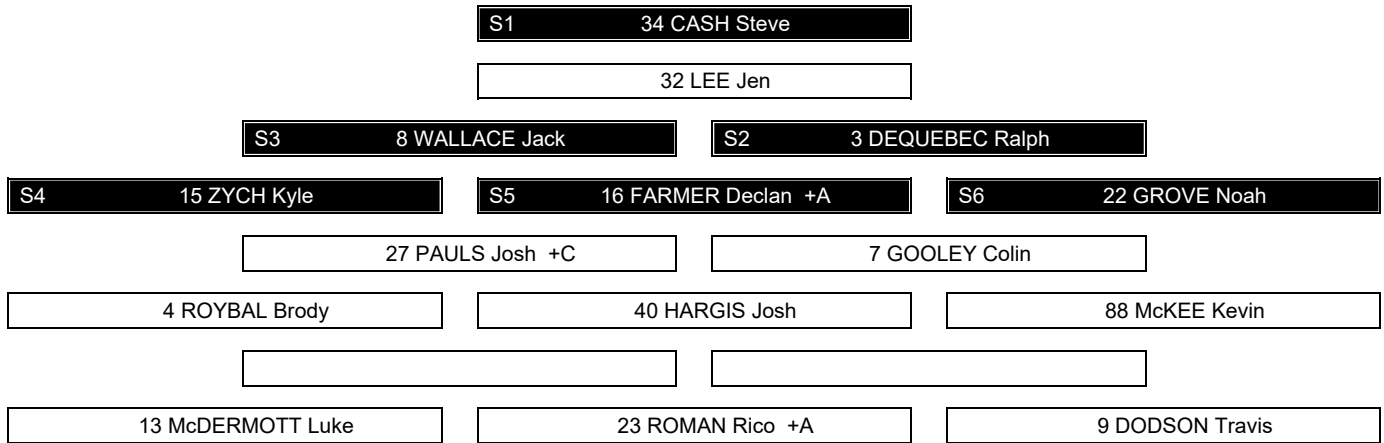
USA - CZE

Referee
YAMAGUCHI Sotaro (JPN)

Linesmen
FERGENBAUM Matt (CAN) , LUNDEN Andreas (SWE)

Team: USA - USA (blue)

Head Coach: HOFF David



Team: CZE - Czech Republic (white)

Head Coach: BRIZA Jiri



Legend:	Sn Starting position	+A Assistant captain	+C Captain
----------------	-----------------------------	-----------------------------	-------------------



Game Summary

USA - CZE 10 - 2 (3 - 1 , 7 - 1 , 0 - 0)

Spectators	Referee	Linesmen
8600	YAMAGUCHI Sotaro (JPN)	FERGENBAUM Matt (CAN) , LUNDEN Andreas (SWE)

Team Statistics

Period	Score	SVS	SOG	PIM	TPP	PPG	SHG
1	3 : 1	0 : 13	16 : 1	0 : 2	01:38 : 00:00	1 : 0	0 : 0
2	7 : 1	6 : 3	10 : 7	0 : 2	00:34 : 00:00	1 : 0	0 : 0
3	0 : 0	0 : 0	0 : 0	0 : 0	00:00 : 00:00	0 : 0	0 : 0
Total	10 : 2	6 : 16	26 : 8	0 : 4	02:12 : 00:00	2 : 0	0 : 0

1st Period

Action	Time	ET/Res	Team	Type	No.	Name	(G)	Name of Assistant(s) / Action Description
GK	00:00		USA		34	CASH S		- Goalkeeper in
GK	00:00		CZE		1	KUDELA M		- Goalkeeper in
Goal	03:10	0 : 1	CZE	EQ	74	GEIER M	(7)	On Ice USA 34 3 4 8 23 88 CZE 1 18 21 29 74 82
Penalty	06:13	07:51	CZE	2 min.	29	KUBES P		- Slashing
Goal	07:51	1 : 1	USA	PP1	8	WALLACE J	(3)	4 ROYBAL B On Ice USA 34 4 8 16 22 27 CZE 1 18 21 74 82 *
Goal	08:26	2 : 1	USA	EQ	13	McDERMOTT L	(2)	9 DODSON T On Ice USA 34 3 8 9 13 23 23 ROMAN R CZE 1 24 67 75 77 96
Goal	14:02	3 : 1	USA	EQ	16	FARMER D	(5)	On Ice USA 34 8 15 16 22 27 CZE 1 18 21 29 74 82

2nd Period

Action	Time	ET/Res	Team	Type	No.	Name	(G)	Name of Assistant(s) / Action Description
Goal	15:25	4 : 1	USA	EQ	8	WALLACE J	(4)	16 FARMER D On Ice USA 34 3 8 15 16 22 CZE 1 18 21 29 74 82
Goal	16:40	5 : 1	USA	EQ	4	ROYBAL B	(3)	On Ice USA 34 3 4 8 40 88 CZE 1 11 24 26 67 96
Goal	18:45	6 : 1	USA	EQ	8	WALLACE J	(5)	16 FARMER D On Ice USA 34 3 8 15 16 22 CZE 1 21 24 26 29 96
Goal	19:26	7 : 1	USA	EQ	27	PAULS J	(2)	4 ROYBAL B On Ice USA 34 4 7 27 40 88 CZE 1 11 67 69 75 77
Goal	22:19	8 : 1	USA	EQ	16	FARMER D	(6)	On Ice USA 34 3 8 15 16 22 CZE 1 21 24 29 75 77
Goal	23:13	8 : 2	CZE	EQ	18	NOVOTNY M	(2)	74 GEIER M On Ice USA 34 4 7 27 40 88 CZE 1 11 18 67 74 82
Penalty	24:03	24:37	CZE	2 min.	29	KUBES P		- Teeing
Goal	24:37	9 : 2	USA	PP1	8	WALLACE J	(6)	27 PAULS J On Ice USA 34 8 15 16 22 27 CZE 1 24 75 82 96 *
Goal	28:18	10 : 2	USA	EQ	8	WALLACE J	(7)	16 FARMER D On Ice USA 34 3 8 15 16 22 CZE 1 24 26 67 77 96

3rd Period

No game actions in this period

Action	Time	ET/Res	Team	Type	No.	Name	(G)	Name of Assistant(s) / Action Description
GK	30:00		CZE		6	VAPENKA M		- Goalkeeper in 1 KUDELA M - Goalkeeper out
GK	45:00		USA					34 CASH S - Goalkeeper out
GK	45:00		CZE					6 VAPENKA M - Goalkeeper out

Goalkeeper Records

Team : USA - USA

No.	Name	SOG	SVS	MIP
34	CASH Steve	8	6	45:00
32	LEE Jen			

Team : CZE - Czech Republic

No.	Name	SOG	SVS	MIP
1	KUDELA Martin	26	16	30:00
6	VAPENKA Michal	0	0	15:00



Game Statistics

Team : USA (blue)

Head Coach : HOFF David										Shots on Goal					Time on Ice									
No.	Pos.	Name	Gen	G	A	P	PIM	FO+	FO-	FO+/-	FO%	1	2	3	OT	TS	+/-	1	2	3	OT	TOT	SHF	AVG
3	D	DEQUEBEC Ralph	M	0	0	0	0	0	0	0	0.00	0	0	0	0	0	+5	0:00	0:00	0:00		0:00	0	0:00
8	D	WALLACE Jack (BP)	M	5	0	5	0	0	0	0	0.00	2	4	0	0	6	+6	0:00	0:00	0:00		0:00	0	0:00
15	F	ZYCH Kyle	M	0	0	0	0	0	0	0	0.00	0	0	0	0	0	+5	0:00	0:00	0:00		0:00	0	0:00
16	F	FARMER Declan +A	M	2	3	5	0	15	4	11	78.95	5	2	0	0	7	+5	0:00	0:00	0:00		0:00	0	0:00
22	F	GROVE Noah	M	0	0	0	0	0	0	0	0.00	0	0	0	0	0	+5	0:00	0:00	0:00		0:00	0	0:00
4	F	ROYBAL Brody	M	1	2	3	0	0	0	0	0.00	5	1	0	0	6	0	0:00	0:00	0:00		0:00	0	0:00
7	D	GOOLEY Colin	M	0	0	0	0	0	0	0	0.00	0	0	0	0	0	0	0:00	0:00	0:00		0:00	0	0:00
27	D	PAULS Josh +C	M	1	1	2	0	0	0	0	0.00	2	2	0	0	4	+1	0:00	0:00	0:00		0:00	0	0:00
40	F	HARGIS Josh	M	0	0	0	0	2	6	-4	25.00	0	0	0	0	0	+1	0:00	0:00	0:00		0:00	0	0:00
88	F	McKEE Kevin	M	0	0	0	0	2	1	1	66.67	0	0	0	0	0	0	0:00	0:00	0:00		0:00	0	0:00
9	F	DODSON Travis	M	0	1	1	0	0	0	0	0.00	1	0	0	0	1	+1	0:00	0:00	0:00		0:00	0	0:00
13	F	McDERMOTT Luke	M	1	0	1	0	4	2	2	66.67	1	1	0	0	2	+1	0:00	0:00	0:00		0:00	0	0:00
23	F	ROMAN Rico +A	M	0	1	1	0	2	4	-2	33.33	0	0	0	0	0	0	0:00	0:00	0:00		0:00	0	0:00
32	GK	LEE Jen	M	0	0	0	0					0	0	0	0	0								
34	GK	CASH Steve	M	0	0	0	0					0	0	0	0	0								
Total				10	8	18	0	25	17	8	59.52	16	10	0	0	26								

Team : CZE (white)

Head Coach : BRIZA Jiri										Shots on Goal					Time on Ice									
No.	Pos.	Name	Gen	G	A	P	PIM	FO+	FO-	FO+/-	FO%	1	2	3	OT	TS	+/-	1	2	3	OT	TOT	SHF	AVG
18	F	NOVOTNY Miroslav (BP)	M	1	0	1	0	0	0	0	0.00	0	1	0	0	1	0	0:00	0:00	0:00		0:00	0	0:00
21	D	KVOCH Tomas	M	0	0	0	0	0	0	0	0.00	0	1	0	0	1	-3	0:00	0:00	0:00		0:00	0	0:00
29	D	KUBES Pavel +A	M	0	0	0	4	0	0	0	0.00	0	1	0	0	1	-3	0:00	0:00	0:00		0:00	0	0:00
74	F	GEIER Michal +C	M	1	1	2	0	0	2	-2	0.00	1	3	0	0	4	0	0:00	0:00	0:00		0:00	0	0:00
82	F	HABL Zdenek +A	M	0	0	0	0	9	14	-5	39.13	0	0	0	0	0	0	0:00	0:00	0:00		0:00	0	0:00
24	F	SAFRANEK Zdenek	M	0	0	0	0	5	8	-3	38.46	0	0	0	0	0	-5	0:00	0:00	0:00		0:00	0	0:00
67	D	DOLEZAL Pavel	M	0	0	0	0	0	0	0	0.00	0	1	0	0	1	-3	0:00	0:00	0:00		0:00	0	0:00
75	F	RAUL Jiri	M	0	0	0	0	3	0	3	100.00	0	0	0	0	0	-3	0:00	0:00	0:00		0:00	0	0:00
77	F	PALAT David	M	0	0	0	0	0	0	0	0.00	0	0	0	0	0	-4	0:00	0:00	0:00		0:00	0	0:00
96	F	KRUPICKA Zdenek	M	0	0	0	0	0	1	-1	0.00	0	0	0	0	0	-4	0:00	0:00	0:00		0:00	0	0:00
11	F	WAGNER Karel	M	0	0	0	0	0	0	0	0.00	0	0	0	0	0	-1	0:00	0:00	0:00		0:00	0	0:00
26	F	KLIMA Zdenek	M	0	0	0	0	0	0	0	0.00	0	0	0	0	0	-3	0:00	0:00	0:00		0:00	0	0:00
69	F	KORINEK Lukas	M	0	0	0	0	0	0	0	0.00	0	0	0	0	0	-1	0:00	0:00	0:00		0:00	0	0:00
1	GK	KUDELA Martin	M	0	0	0	0					0	0	0	0	0								
6	GK	VAPENKA Michal	M	0	0	0	0					0	0	0	0	0								
Total				2	1	3	4	17	25	-8	40.48	1	7	0	0	8								

Legend:			
(G)	Goals in tournament	*	does not count for Plus/minus
+C	Captain	A	Assists
ET/Res	Penalty end time/Result of game	F	Forward
FO+	Face-offs won	FO+/-	Face-offs net
GK	Goalkeeper	M	Male
OT	Overtime	P	Points
PP1	Power play - 1 player	PPG	Power play goals
SVS	Saves	TPP	Time on power play
		+/-	Plus/minus net
		D	Defence
		FO-	Face-offs lost
		G	Goals
		MIP	Minutes in play (GK)
		PIM	Penalties in minutes
		SHG	Shorthanded goals
		TS	Total shots
		+A	Assistant captain
		EQ	Equal strength
		FO%	Face-offs won as percentage
		Gen	Gender
		No.	Jersey number
		Pos.	Position
		SOG	Shots on goal



Ostravar Arena

FRI 3 MAY 2019
Start Time 20:00

Ice Hockey

Mixed


Semifinals, Game 18



Shot Chart USA - CZE

Shots by CZE

Goals (o): 1 SSG (+): 0
SSP (-): 1 SPG (-): 1



GK 34 of USA

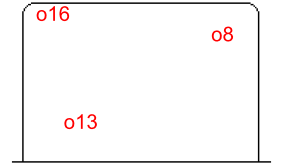


Period: 1

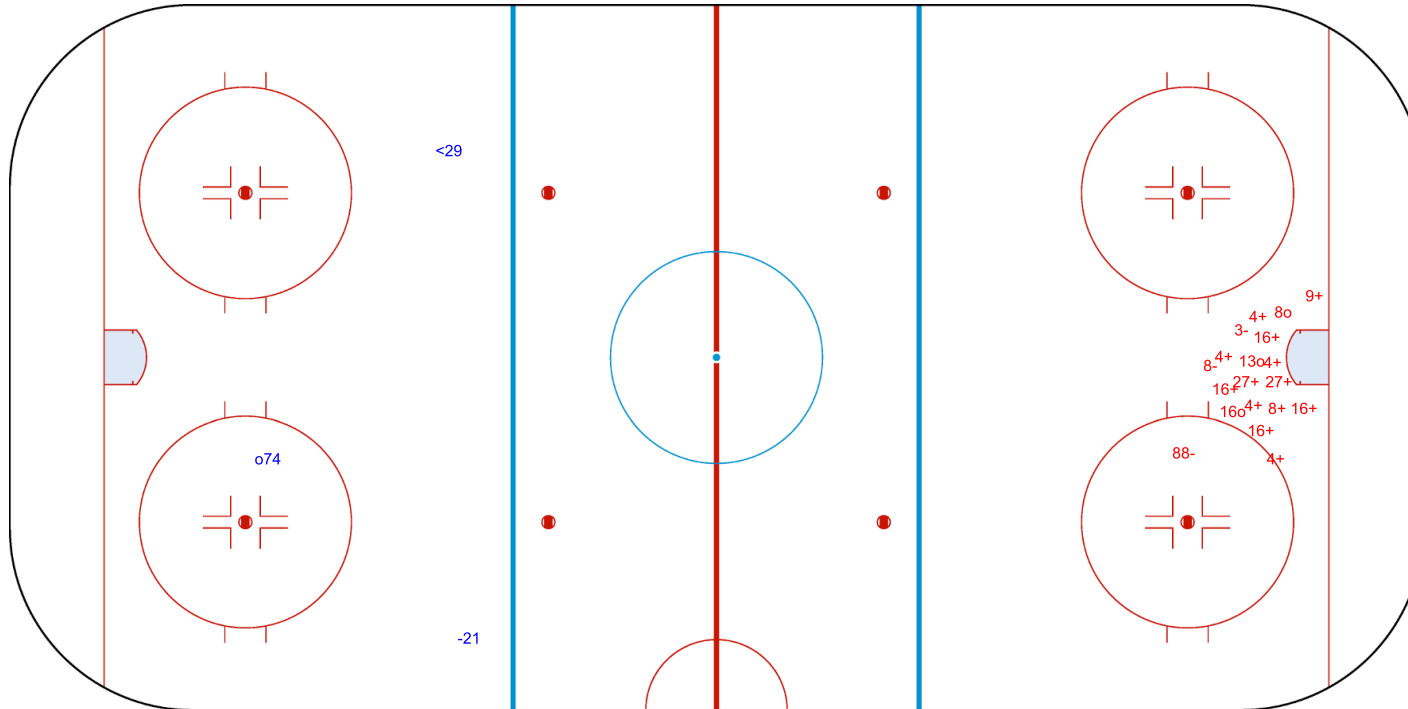


Shots by USA

Goals (o): 3 SSG (+): 13
SSP (>): 0 SPG (-): 3



GK 1 of CZE



Legend:	
GK	Goalkeeper
SPG	Shots past goal
SSG	Shots saved by goalkeeper
SSP	Shots saved by player



Ostravar Arena

FRI 3 MAY 2019
Start Time 20:00

Ice Hockey

Mixed

Semifinals, Game 18



Shot Chart
USA - CZE

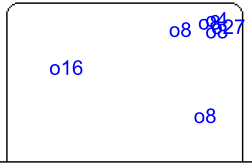


Period: 2



Shots by USA


Goals (o): 7 SSG (+): 3
SSP (-): 3 SPG (-): 2



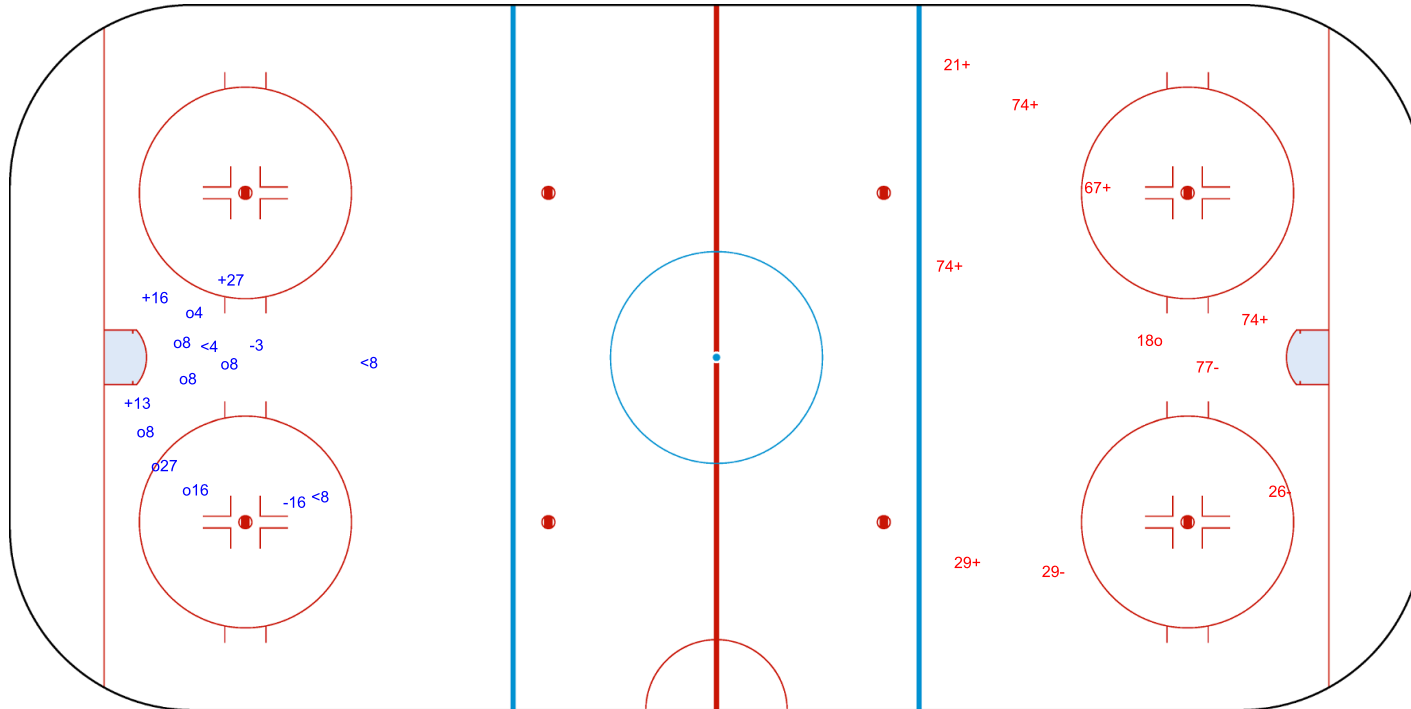
GK 1 of CZE

Shots by CZE

Goals (o): 1 SSG (+): 6
SSP (>): 0 SPG (-): 3



GK 34 of USA



Legend:	GK Goalkeeper	SPG Shots past goal	SSG Shots saved by goalkeeper	SSP Shots saved by player
----------------	----------------------	----------------------------	--------------------------------------	----------------------------------



Shot Chart
USA - CZE

Shots by CZE
Goals (o): 0 SSG (+): 0
SSP (<): 0 SPG (-): 2



GK 34 of USA



Period: 3



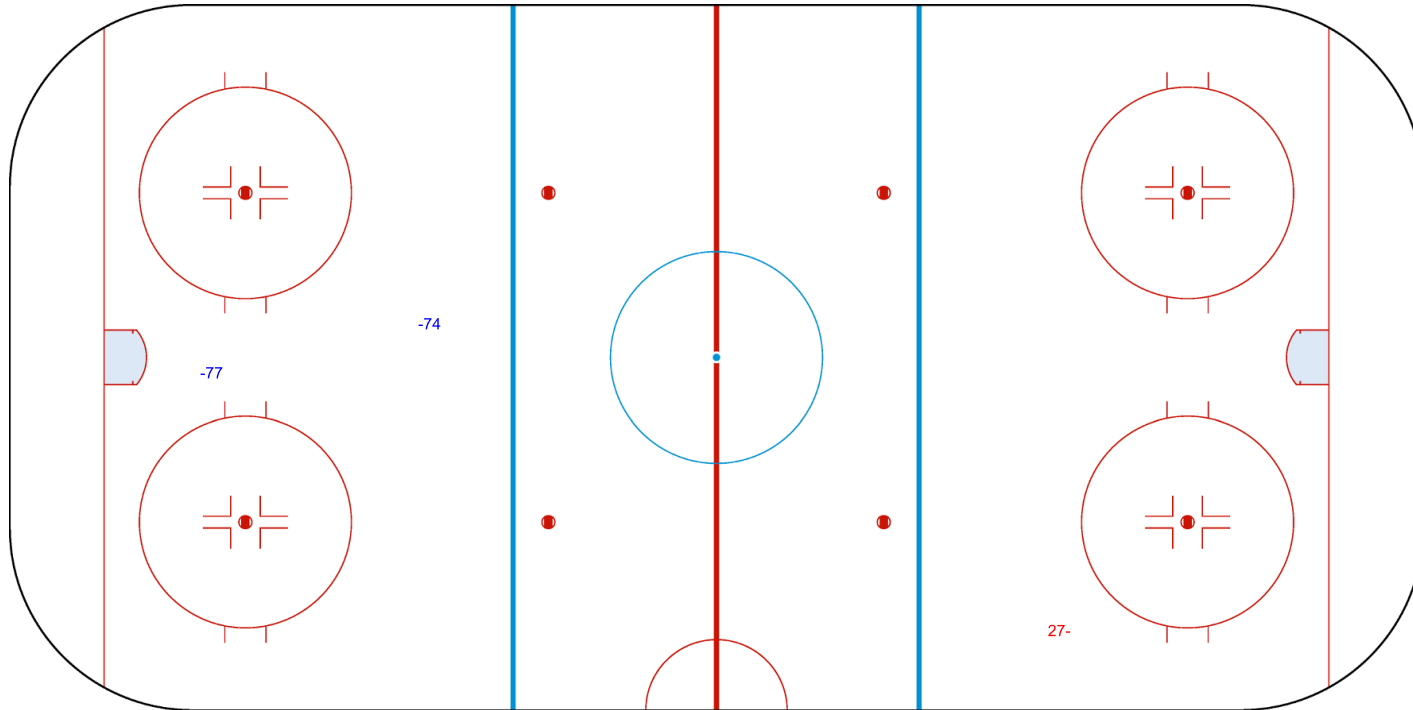
Shots by USA
Goals (o): 0 SSG (+): 0
SSP (>): 0 SPG (-): 1



GK 1 of CZE



GK 6 of CZE



Legend:	GK Goalkeeper	SPG Shots past goal	SSG Shots saved by goalkeeper	SSP Shots saved by player
----------------	----------------------	----------------------------	--------------------------------------	----------------------------------



Face-off Chart
USA - CZE

PERIOD 1

	USA		CZE		USA		CZE		Total wins all zones	
	Def. zone	Att. zone	USA	CZE	Att. zone	Def. zone	USA	CZE	USA	CZE
	+ 23	- 82	Neutral zone		+ 40	- 82				
			+ 16	- 82	+ 16	- 82				
			+ 23	- 24	- 40	+ 24				
			- 23	+ 24	- 40	+ 82				
			- 40	+ 82	- 16	+ 82				
			- 16	+ 24	+ 16	- 24				
			- 16	+ 24	+ 16	- 74				
					+ 16	- 74				
					- 13	+ 82				
					+ 16	- 82				
Total wins / period	1 / 100%	0 / 0%	2 / 33%	4 / 67%	6 / 60%	4 / 40%			9 / 53%	8 / 47%

PERIOD 2

	USA		CZE		USA		CZE		Total wins all zones	
	Def. zone	Att. zone	USA	CZE	Att. zone	Def. zone	USA	CZE	USA	CZE
	+ 40	- 82	Neutral zone		+ 16	- 82				
	+ 16	- 24	+ 16	- 82	- 23	+ 82				
	+ 16	- 24	- 40	+ 24	+ 16	- 24				
			- 23	+ 75	+ 16	- 96				
			+ 16	- 24						
			- 40	+ 75						
			- 23	+ 82						
			- 40	+ 75						
			+ 13	- 82						
			+ 13	- 24						
			+ 88	- 82						
			+ 88	- 24						
			+ 13	- 82						
			+ 13	- 82						
			- 16	+ 82						
Total wins / period	3 / 100%	0 / 0%	8 / 57%	6 / 43%	3 / 75%	1 / 25%			14 / 67%	7 / 33%

PERIOD 3

	USA		CZE		USA		CZE		Total wins all zones	
	Def. zone	Att. zone	USA	CZE	Att. zone	Def. zone	USA	CZE	USA	CZE
			Neutral zone		+ 16	- 82				
			+ 16	- 82	- 88	+ 82				
			- 13	+ 82						
Total wins / period			1 / 50%	1 / 50%	1 / 50%	1 / 50%			2 / 50%	2 / 50%

TOTAL

	USA		CZE		USA		CZE		Total wins all zones	
	Def. zone	Att. zone	USA	CZE	Att. zone	Def. zone	USA	CZE	USA	CZE
			Neutral zone							
			+ 16	- 82	+ 16	- 82				
			- 13	+ 82	- 88	+ 82				
Total wins / game	4 / 100%	0 / 0%	11 / 50%	11 / 50%	10 / 63%	6 / 37%			25 / 60%	17 / 40%



HEAD TO HEAD

		CZE									
	No.	24	74	75	82	96	Tot	wins USA	Dz	Nz	Az
USA	13	1 - 0			3 - 2		6	4 67%		4 80%	0 0%
	16	5 - 2	2 - 0		7 - 2	1 - 0	19	15 79%	2 100%	4 57%	9 90%
	23	1 - 1		0 - 1	1 - 2		6	2 33%	1 100%	1 25%	0 0%
	40	0 - 2		0 - 2	2 - 2		8	2 25%	1 100%	0 0%	1 33%
	88	1 - 0			1 - 1		3	2 67%		2 100%	0 0%
Tot		13	2	3	23	1	42	25 60%	4 100%	11 50%	10 63%
wins CZE		5 38%	0 0%	3 100%	9 39%	0 0%	17 40%				
Dz		1 33%	0 0%		5 50%	0 0%	6 37%				
Nz		4 50%		3 100%	4 36%		11 50%				
Az		0 0%			0 0%		0 0%				

Legend:											
Az	Attacking zone	Dz	Defending zone	No.	Jersey number	Nz	Neutral zone	Tot	Total face-offs played		



Game Roster

KOR - CZE

Referee

WEBINGER Kevin (CAN)

Linesmen

FERGENBAUM Matt (CAN) , LEWIS Brendan (USA)

Goalkeepers

Team: KOR

No.	Name	Gen	GP	MIP	GA	SVS	SOG	SVS%	GAA
31	YU Man Gyun	M	5	75:00	12	32	44	72.73	7.20
32	LEE Jae Woong	M	5	150:00	11	27	38	71.05	3.30

Team Roster

Team: KOR (blue)

No.	Pos.	Name	Gen	GP	G	A	PTS	PIM	+/-
1	F	LEE Jun Yong	M	3	0	0	0	0	-1
3	F	RYU Jee Hyun	M	4	1	0	1	0	-3
9	D	CHOI Kwang Hyouk	M	5	0	1	1	0	-4
10	D	CHO Young Jae	M	5	0	2	2	0	-12
12	D	KIM Young Sung	M	4	0	0	0	4	-11
14	F	JUNG Seung Hwan	M	4	0	3	3	0	-1
20	D	JANG Dong Shin	M	5	1	2	3	6	-4
21	F	LEE Ju Seung	M	5	0	2	2	4	-9
24	F	KIM Inkyum	M	3	0	0	0	0	-2
26	F	KIM Dea Jung	M	5	0	0	0	0	-3
27	F	CHO Byeong Seok	M	3	4	1	5	2	-1
28	F	LEE Jong Kyung	M	5	1	3	4	4	-7
31	GK	YU Man Gyun	M	5	0	0	0	0	
32	GK	LEE Jae Woong	M	5	0	0	0	0	
51	F	KIM Sanglak	M	3	0	0	0	0	-1
55	F	JANG Jong Ho	M	5	1	1	2	2	-11
97	D	CHOI Si Woo	M	5	1	0	1	6	-8

Head Coach: PARK Hyun Wook

Team: CZE

No.	Name	Gen	GP	MIP	GA	SVS	SOG	SVS%	GAA
1	KUDELA Martin	M	5	75:00	10	27	37	72.97	6.00
6	VAPENKA Michal	M	5	150:00	1	24	25	96.00	0.30

Team: CZE (white)

No.	Pos.	Name	Gen	GP	G	A	PTS	PIM	+/-
1	GK	KUDELA Martin	M	5	0	0	0	0	0
6	GK	VAPENKA Michal	M	5	0	0	0	0	0
11	F	WAGNER Karel	M	5	0	1	1	2	+4
18	F	NOVOTNY Miroslav	M	5	2	1	3	2	+7
21	D	KVOCH Tomas	M	5	1	4	5	2	+9
24	F	SAFRANEK Zdenek	M	5	2	1	3	4	-1
26	F	KLIMA Zdenek	M	5	0	0	0	2	-1
29	D	KUBES Pavel	M	5	5	1	6	4	+8
65	D	HRBEK Miroslav	M	0	0	0	0	0	0
67	D	DOLEZAL Pavel	M	5	1	2	3	2	+5
69	F	KORINEK Lukas	M	5	0	0	0	0	+1
74	F	GEIER Michal	M	5	7	4	11	14	+14
75	F	RAUL Jiri	M	5	2	1	3	4	+2
77	F	PALAT David	M	5	1	1	2	0	+1
82	F	HABL Zdenek	M	5	3	10	13	4	+14
96	F	KRUPICKA Zdenek	M	5	1	0	1	2	-1

Head Coach: BRIZA Jiri

Legend:			
A	Assists	D	Defence
GA	Goals against	GAA	Goals against as average per 45 minutes
GP	Games played	M	Male
PIM	Penalties in minutes	Pos.	Position
SVS	Saves	SVS%	Saves in percentage
		F	Forward
		Gen	Gender
		MIP	Minutes and seconds played
		PTS	Points
		+/-	Plus/minus net
		G	Goals
		GK	Goalkeeper
		No.	Jersey number
		SOG	Shots on goal



Line-ups

KOR - CZE

Referee

WEBINGER Kevin (CAN)

Goalkeepers

Team: KOR

No.	Name	Gen
32	LEE Jae Woong	M
31	YU Man Gyun	M

Team Line-ups

Team: KOR (blue)

No.	Pos.	Name	Gen
10	D	CHO Young Jae +A	M
12	D	KIM Young Sung	M
97	D	CHOI Si Woo	M
21	F	LEE Ju Seung	M
55	F	JANG Jong Ho +C	M
9	D	CHOI Kwang Hyouk	M
20	D	JANG Dong Shin	M
14	F	JUNG Seung Hwan	M
27	F	CHO Byeong Seok +A	M
28	F	LEE Jong Kyung	M
3	F	RYU Jee Hyun	M
26	F	KIM Dea Jung	M
51	F	KIM Sanglak	M

Head Coach: PARK Hyun Wook

NOT DRESSED:

1	F	LEE Jun Yong	M
24	F	KIM Inkyum	M

Linesmen

FERGENBAUM Matt (CAN) , LEWIS Brendan (USA)

Team: CZE

No.	Name	Gen
6	VAPENKA Michal	M
1	KUDELA Martin	M

Team: CZE (white)

No.	Pos.	Name	Gen
21	D	KVOCH Tomas	M
29	D	KUBES Pavel +A	M
18	F	NOVOTNY Miroslav	M
74	F	GEIER Michal +C	M
82	F	HABL Zdenek +A	M
67	D	DOLEZAL Pavel	M
24	F	SAFRANEK Zdenek	M
75	F	RAUL Jiri	M
77	F	PALAT David	M
96	F	KRUPICKA Zdenek	M
65	D	HRBEK Miroslav	M
11	F	WAGNER Karel	M
26	F	KLIMA Zdenek	M

Head Coach: BRIZA Jiri

NOT DRESSED:

69	F	KORINEK Lukas	M
----	---	---------------	---

Legend:

D	Defence	F	Forward	Gen	Gender	M	Male
No.	Jersey number	Pos.	Position	+A	Assistant captain	+C	Captain



Graphical Line-ups

KOR - CZE

Referee

WEBINGER Kevin (CAN)

Linesmen

FERGENBAUM Matt (CAN) , LEWIS Brendan (USA)

Team: KOR - Korea (blue)

Head Coach: PARK Hyun Wook



Team: CZE - Czech Republic (white)

Head Coach: BRIZA Jiri



Legend:			
Sn	Starting position	+A	Assistant captain
		+C	Captain



Game Summary

KOR - CZE 4 - 1 (1 - 0 , 1 - 1 , 2 - 0)

Spectators	Referee	Linesmen
8600	WEBINGER Kevin (CAN)	FERGENBAUM Matt (CAN) , LEWIS Brendan (USA)

Team Statistics

Period	Score	SVS	SOG	PIM	TPP	PPG	SHG
1	1 : 0	4 : 4	5 : 4	0 : 0	00:00 : 00:00	0 : 0	0 : 0
2	1 : 1	6 : 7	8 : 7	6 : 0	00:00 : 04:07	0 : 0	0 : 0
3	2 : 0	5 : 4	6 : 5	4 : 6	03:36 : 02:57	0 : 0	0 : 0
Total	4 : 1	15 : 15	19 : 16	10 : 6	03:36 : 07:04	0 : 0	0 : 0

1st Period

Action	Time	ET/Res	Team	Type	No.	Name	(G)	Name of Assistant(s) / Action Description
GK	00:00		KOR		32	LEE JW		- Goalkeeper in
GK	00:00		CZE		6	VAPENKA M		- Goalkeeper in
Goal	10:30	1 : 0	KOR	EQ	14	JUNG SH	(1)	28 LEE JK On Ice KOR 32 9 14 20 27 28 27 CHO BS CZE 6 24 67 75 77 96

2nd Period

Action	Time	ET/Res	Team	Type	No.	Name	(G)	Name of Assistant(s) / Action Description
Penalty	15:36	17:36	KOR	2 min.	10	CHO YJ		- Holding an opponent
Goal	19:05	2 : 0	KOR	EQ	21	LEE JS	(1)	12 KIM YS On Ice KOR 32 10 12 21 55 97 CZE 6 67 74 75 77 82
Goal	23:40	2 : 1	CZE	EQ	96	KRUPICKA Z	(2)	21 KVOCH T On Ice KOR 32 9 14 20 27 28 CZE 6 21 24 75 77 96
Penalty	26:31	28:31	KOR	2 min.	9	CHOI KH		- Holding an opponent
Penalty	29:53	31:53	KOR	2 min.	12	KIM YS		- Teeing

3rd Period

Action	Time	ET/Res	Team	Type	No.	Name	(G)	Name of Assistant(s) / Action Description
Penalty	35:40	37:40	CZE	2 min.	75	RAUL J		- Teeing
Goal	38:14	3 : 1	KOR	EQ	14	JUNG SH	(2)	27 CHO BS On Ice KOR 32 9 14 20 27 28 28 LEE JK CZE 6 18 21 24 29 75
Goal	40:38	4 : 1	KOR	EQ	28	LEE JK	(2)	9 CHOI KH On Ice KOR 32 9 14 20 27 28 27 CHO BS CZE 6 29 67 74 82 96
Time-out	41:30		KOR					
Penalty	41:56	43:56	CZE	2 min.	18	NOVOTNY M		- Cross-Checking
Penalty	43:32	45:00	KOR	2 min.	12	KIM YS		- Teeing
Time-out	43:32		CZE					
GK	43:32		CZE					6 VAPENKA M - Goalkeeper out
Penalty	44:58	45:00	CZE	2 min.	82	HABL Z		- Roughing
Penalty	44:58	45:00	KOR	2 min.	9	CHOI KH		- Elbowing
GK	44:58		CZE		6	VAPENKA M		- Goalkeeper in
GK	45:00		KOR					32 LEE JW - Goalkeeper out
GK	45:00		CZE					6 VAPENKA M - Goalkeeper out

Goalkeeper Records

Team : KOR - Korea

No.	Name	SOG	SVS	MIP
32	LEE Jae Woong	16	15	45:00
31	YU Man Gyun			

Team : CZE - Czech Republic

No.	Name	SOG	SVS	MIP
6	VAPENKA Michal	19	15	43:34
1	KUDELA Martin			

Game Statistics

Team : KOR (blue)

Head Coach : PARK Hyun Wook											Shots on Goal					Time on Ice								
No.	Pos.	Name	Gen	G	A	P	PIM	FO+	FO-	FO+/-	FO%	1	2	3	OT	TS	+/-	1	2	3	OT	TOT	SHF	AVG
10	D	CHO Young Jae +A	M	0	0	0	2	0	0	0	0.00	0	0	0	0	0	+1	0:00	0:00	0:00		0:00	0	0:00
12	D	KIM Young Sung	M	0	1	1	4	0	0	0	0.00	0	1	0	1	+1	0:00	0:00	0:00		0:00	0	0:00	



Ostravar Arena

SAT 4 MAY 2019

Start Time 13:00
End Time 14:58

Ice Hockey

Mixed

Play-offs - Game 19



Head Coach : PARK Hyun Wook											Shots on Goal				Time on Ice									
No.	Pos.	Name	Gen	G	A	P	PIM	FO+	FO-	FO+/-	FO%	1	2	3	OT	TS	+/-	1	2	3	OT	TOT	SHF	AVG
21	F	LEE Ju Seung	M	1	0	1	0	0	0	0	0.00	1	1	0		2	+1	0:00	0:00	0:00		0:00	0	0:00
55	F	JANG Jong Ho +C	M	0	0	0	0	10	14	-4	41.67	0	0	1		1	+1	0:00	0:00	0:00		0:00	0	0:00
97	D	CHOI Si Woo	M	0	0	0	0	0	0	0	0.00	2	1	0		3	+1	0:00	0:00	0:00		0:00	0	0:00
9	D	CHOI Kwang Hyouk	M	0	1	1	4	0	0	0	0.00	0	0	0		0	+2	0:00	0:00	0:00		0:00	0	0:00
14	F	JUNG Seung Hwan	M	2	0	2	0	0	0	0	0.00	1	1	3		5	+2	0:00	0:00	0:00		0:00	0	0:00
20	D	JANG Dong Shin	M	0	0	0	0	0	0	0	0.00	0	4	0		4	+2	0:00	0:00	0:00		0:00	0	0:00
27	F	CHO Byeong Seok +A (BP)	M	0	3	3	0	7	9	-2	43.75	1	0	1		2	+2	0:00	0:00	0:00		0:00	0	0:00
28	F	LEE Jong Kyung	M	1	2	3	0	4	0	4	100.00	0	0	1		1	+2	0:00	0:00	0:00		0:00	0	0:00
3	F	RYU Jee Hyun	M	0	0	0	0	0	0	0	0.00	0	0	0		0	0	0:00	0:00	0:00		0:00	0	0:00
26	F	KIM Dea Jung	M	0	0	0	0	0	3	-3	0.00	0	0	0		0	0	0:00	0:00	0:00		0:00	0	0:00
51	F	KIM Sanglak	M	0	0	0	0	0	0	0	0.00	0	0	0		0	0	0:00	0:00	0:00		0:00	0	0:00
31	GK	YU Man Gyun	M	0	0	0	0					0	0	0		0								
32	GK	LEE Jae Woong	M	0	0	0	0					0	0	0		0								
Total				4	7	11	10	21	26	-5	44.68	5	8	6		19								

Team : CZE (white)																										
Head Coach : BRIZA Jiri											Shots on Goal				Time on Ice											
No.	Pos.	Name	Gen	G	A	P	PIM	FO+	FO-	FO+/-	FO%	1	2	3	OT	TS	+/-	1	2	3	OT	TOT	SHF	AVG		
18	F	NOVOTNY Miroslav	M	0	0	0	2	0	0	0	0.00	0	1	0		1	-1	0:00	0:00	0:00		0:00	0	0:00		
21	D	KVOCH Tomas	M	0	1	1	0	0	0	0	0.00	0	0	1		1	0	0:00	0:00	0:00		0:00	0	0:00		
29	D	KUBES Pavel +A	M	0	0	0	0	0	0	0	0.00	2	0	1		3	-2	0:00	0:00	0:00		0:00	0	0:00		
74	F	GEIER Michal +C	M	0	0	0	0	0	0	0	0.00	1	2	0		3	-2	0:00	0:00	0:00		0:00	0	0:00		
82	F	HABL Zdenek +A	M	0	0	0	2	15	10	5	60.00	0	1	0		1	-2	0:00	0:00	0:00		0:00	0	0:00		
24	F	SAFRANEK Zdenek	M	0	0	0	0	10	11	-1	47.62	0	1	1		2	-1	0:00	0:00	0:00		0:00	0	0:00		
67	D	DOLEZAL Pavel	M	0	0	0	0	0	0	0	0.00	0	0	0		0	-3	0:00	0:00	0:00		0:00	0	0:00		
75	F	RAUL Jiri	M	0	0	0	2	0	0	0	0.00	0	0	1		1	-2	0:00	0:00	0:00		0:00	0	0:00		
77	F	PALAT David	M	0	0	0	0	0	0	0	0.00	0	1	0		1	-1	0:00	0:00	0:00		0:00	0	0:00		
96	F	KRUPICKA Zdenek	M	1	0	1	0	1	0	1	100.00	1	1	1		3	-1	0:00	0:00	0:00		0:00	0	0:00		
11	F	WAGNER Karel	M	0	0	0	0	0	0	0	0.00	0	0	0		0	0	0:00	0:00	0:00		0:00	0	0:00		
26	F	KLIMA Zdenek	M	0	0	0	0	0	0	0	0.00	0	0	0		0	0	0:00	0:00	0:00		0:00	0	0:00		
65	D	HRBEK Miroslav	M	0	0	0	0	0	0	0	0.00	0	0	0		0	0	0:00	0:00	0:00		0:00	0	0:00		
1	GK	KUDELA Martin	M	0	0	0	0					0	0	0		0										
6	GK	VAPENKA Michal (BP)	M	0	0	0	0					0	0	0		0										
Total				1	1	2	6	26	21	5	55.32	4	7	5		16										

Legend:							
(G)	Goals in tournament	+/-	Plus/minus net	+A	Assistant captain	+C	Captain
A	Assists	D	Defence	EQ	Equal strength	ET/Res	Penalty end time/Result of game
F	Forward	FO-	Face-offs lost	FO%	Face-offs won as percentage	FO+	Face-offs won
FO+/-	Face-offs net	G	Goals	Gen	Gender	GK	Goalkeeper
M	Male	MIP	Minutes in play (GK)	No.	Jersey number	OT	Overtime
P	Points	PIM	Penalties in minutes	Pos.	Position	PPG	Power play goals
SHG	Shorthanded goals	SOG	Shots on goal	SVS	Saves	TPP	Time on power play
TS	Total shots						



Shot Chart
KOR - CZE

Shots by CZE
Goals (o): 0 SSG (+): 4
SSP (-): 2 SPG (-): 4



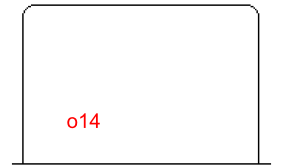
GK 32 of KOR



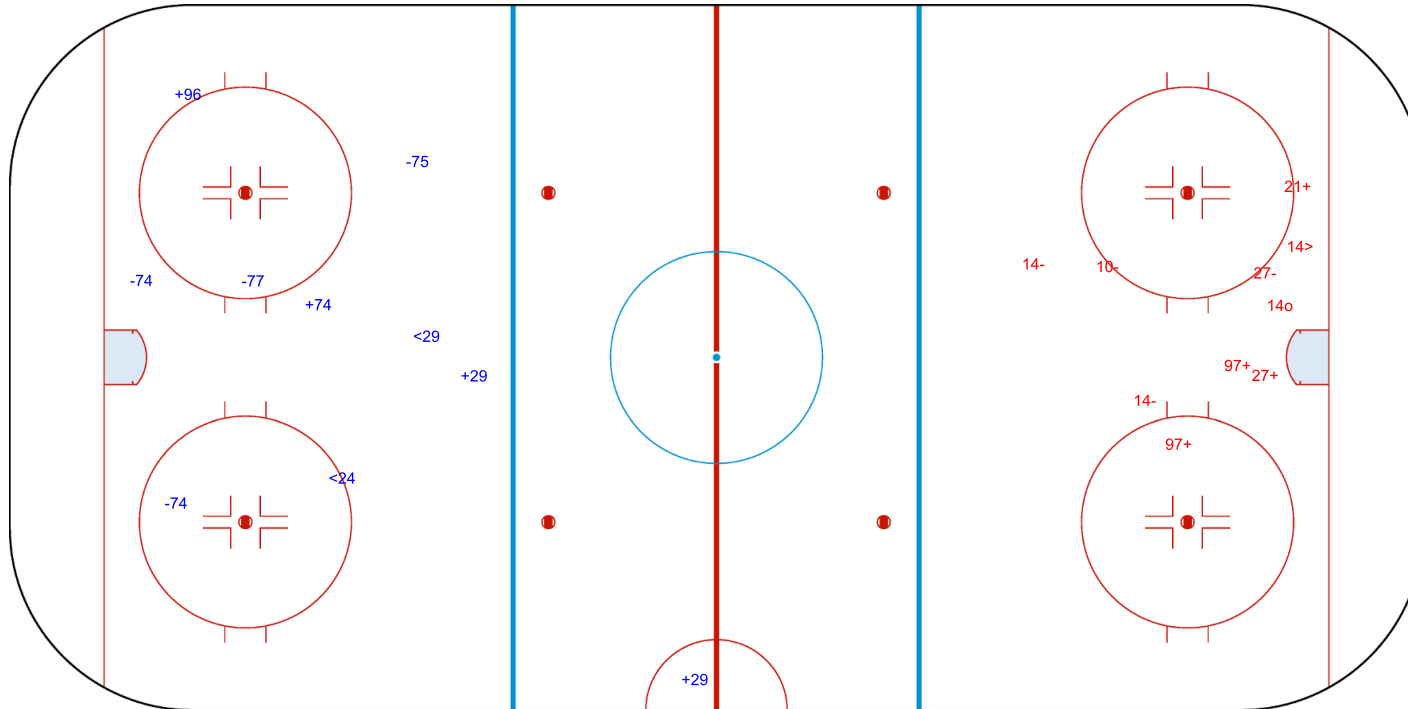
Period: 1



Shots by KOR
Goals (o): 1 SSG (+): 4
SSP (>): 1 SPG (-): 4



GK 6 of CZE




Legend:	
GK Goalkeeper	SSP Shots saved by player
SPG Shots past goal	SSG Shots saved by goalkeeper



Shot Chart
KOR - CZE

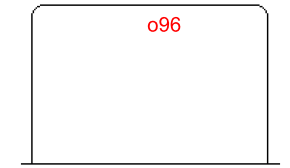
Shots by KOR
Goals (o): 1 SSG (+): 7
SSP (-): 2 SPG (-): 2



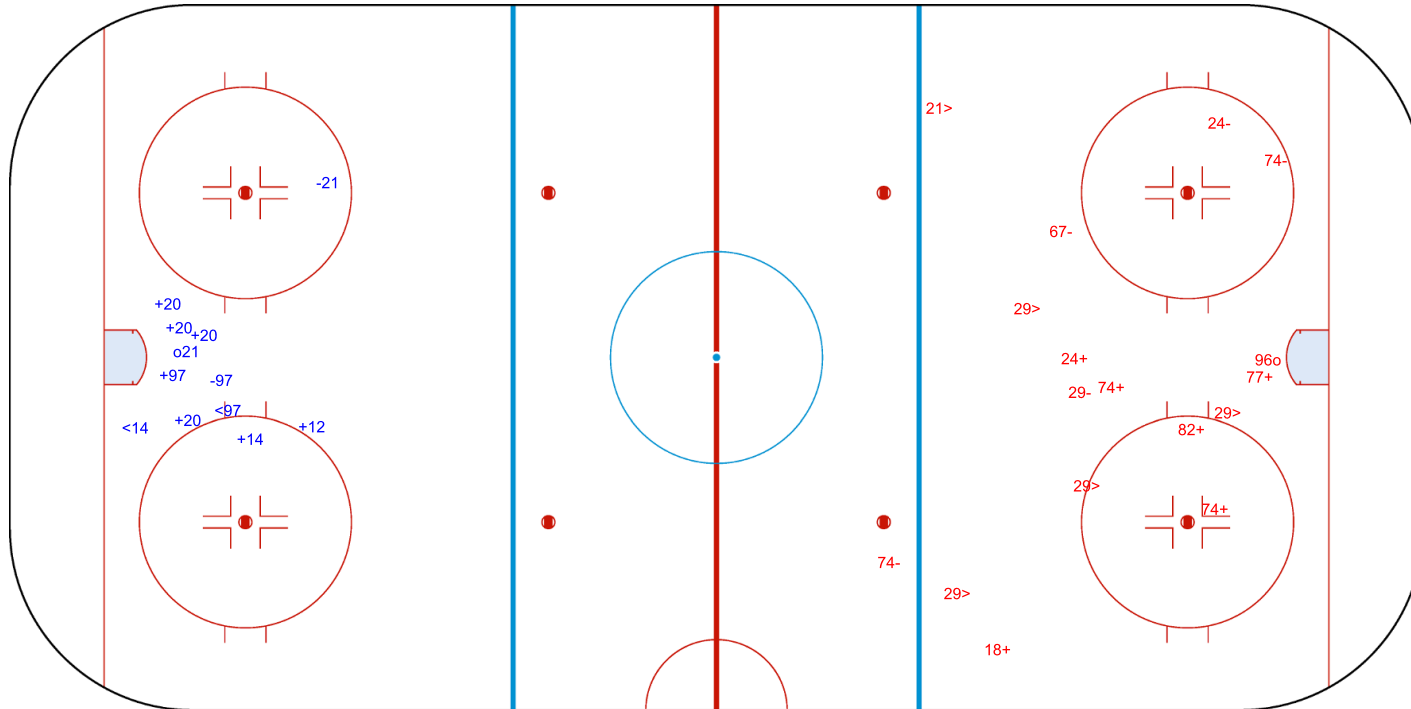
GK 6 of CZE

CZE → Period: 2 ← KOR

Shots by CZE
Goals (o): 1 SSG (+): 6
SSP (>): 5 SPG (-): 5



GK 32 of KOR



Legend:		
GK	Goalkeeper	
SPG	Shots past goal	
SSG	Shots saved by goalkeeper	
SSP	Shots saved by player	



Shot Chart
KOR - CZE



Period: 3

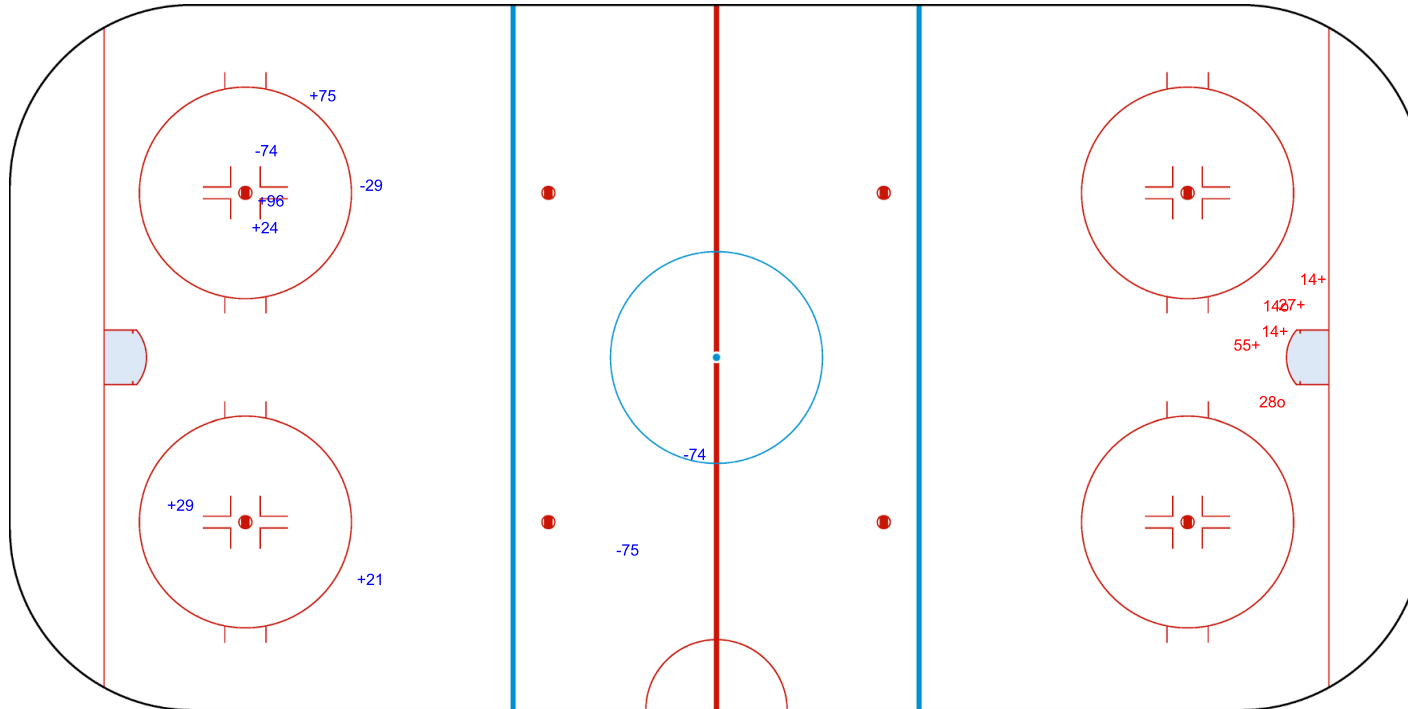


Shots by CZE
Goals (o): 0
SSP (<): 0

SSG (+): 5
SPG (-): 4




GK 32 of KOR



Shots by KOR
Goals (o): 2
SSP (>): 0

SSG (+): 4
SPG (-): 0



GK 6 of CZE

Legend:	
GK Goalkeeper	SSP Shots saved by player
SPG Shots past goal	SSG Shots saved by goalkeeper



Face-off Chart KOR - CZE

PERIOD 1

	KOR		CZE		KOR		CZE		Total wins all zones	
	Def. zone	Att. zone	Neutral zone		Att. zone	Def. zone			KOR	CZE
	+ 27	- 24	+ 55	- 82	+ 55	- 24			8 / 62%	5 / 38%
	- 27	+ 24	+ 27	- 82	- 27	+ 82				
	+ 55	- 82	- 55	+ 82	- 27	+ 24				
			+ 27	- 24	+ 27	- 82				
Total wins / period	2 / 67%	1 / 33%	3 / 75%	1 / 25%	3 / 50%	3 / 50%				

PERIOD 2

	KOR		CZE		KOR		CZE		Total wins all zones	
	Def. zone	Att. zone	Neutral zone		Att. zone	Def. zone			KOR	CZE
	+ 28	- 24	- 55	+ 82	- 27	+ 82			8 / 47%	9 / 53%
	- 55	+ 82	- 55	+ 82	- 27	+ 82				
	- 55	+ 82	- 27	+ 24	+ 55	- 82				
	+ 28	- 24	+ 55	- 82	+ 55	- 82				
			- 55	+ 82	+ 27	- 24				
Total wins / period	2 / 50%	2 / 50%	3 / 43%	4 / 57%	3 / 50%	3 / 50%				

PERIOD 3

	KOR		CZE		KOR		CZE		Total wins all zones	
	Def. zone	Att. zone	Neutral zone		Att. zone	Def. zone			KOR	CZE
	+ 28	- 24	- 55	+ 82	+ 55	- 82			5 / 29%	12 / 71%
	+ 55	- 82	- 55	+ 24	+ 55	- 24				
	- 27	+ 82	- 55	+ 24	- 27	+ 82				
	- 55	+ 24	- 27	+ 24	- 55	+ 82				
	- 55	+ 24	- 26	+ 24	+ 27	- 24				
	- 26	+ 24	- 26	+ 96						
Total wins / period	2 / 33%	4 / 67%	0 / 0%	6 / 100%	3 / 60%	2 / 40%				

TOTAL

	KOR		CZE		KOR		CZE		Total wins all zones	
	Def. zone	Att. zone	Neutral zone		Att. zone	Def. zone			KOR	CZE
Total wins / game	6 / 46%	7 / 54%	6 / 35%	11 / 65%	9 / 53%	8 / 47%			21 / 45%	26 / 55%



HEAD TO HEAD

		CZE			Tot	wins KOR	Dz	Nz	Az
No.	24	82	96						
KOR	26	0 - 2		0 - 1	3	0 0%	0 0%	0 0%	
	27	5 - 4	2 - 5		16	7 44%	1 33%	3 60%	3 38%
	28	4 - 0			4	4 100%	3 100%	1 100%	
	55	2 - 4	8 - 10		24	10 42%	2 33%	2 22%	6 67%
Tot		21	25	1	47	21 45%	6 46%	6 35%	9 53%
wins CZE		10 48%	15 60%	1 100%	26 55%				
Dz		1 20%	7 58%		8 47%				
Nz		5 63%	5 63%	1 100%	11 65%				
Az		4 50%	3 60%		7 54%				

Legend:									
Az	Attacking zone	Dz	Defending zone	No.	Jersey number	Nz	Neutral zone	Tot	Total face-offs played



Game Roster

USA - CAN

Referee

LUTHCKE Owe (NOR)

Linesmen

LUNDEN Andreas (SWE) , WESLEY Leon (CZE)

Goalkeepers

Team: USA

No.	Name	Gen	GP	MIP	GA	SVS	SOG	SVS%	GAA
32	LEE Jen	M	4	60:00	0	4	4	100.00	0.00
34	CASH Steve	M	4	120:00	3	19	22	86.36	1.13

Team Roster

Team: USA (white)

No.	Pos.	Name	Gen	GP	G	A	PTS	PIM	+/-
3	D	DEQUEBEC Ralph	M	4	0	2	2	0	+10
4	F	ROYBAL Brody	M	4	3	4	7	2	+5
7	D	GOOLEY Colin	M	3	0	1	1	0	+6
8	D	WALLACE Jack	M	4	7	1	8	2	+9
9	F	DODSON Travis	M	4	0	1	1	0	+5
13	F	McDERMOTT Luke	M	4	2	2	4	0	+5
15	F	ZYCH Kyle	M	4	1	0	1	0	+10
16	F	FARMER Declan	M	4	6	6	12	0	+14
17	D	DOUGLAS Christopher	M	3	1	3	4	0	+6
22	F	GROVE Noah	M	4	3	0	3	0	+10
23	F	ROMAN Rico	M	4	2	2	4	0	+4
27	D	PAULS Josh	M	4	2	4	6	0	+10
32	GK	LEE Jen	M	4	0	0	0	0	
34	GK	CASH Steve	M	4	0	0	0	0	
40	F	HARGIS Josh	M	3	0	0	0	8	0
88	F	McKEE Kevin	M	3	0	1	1	2	+2

Head Coach: HOFF David

Team: CAN

No.	Name	Gen	GP	MIP	GA	SVS	SOG	SVS%	GAA
30	WATSON Corbin	M	4	45:00	2	6	8	75.00	2.00
31	LAROCQUE Dominic	M	4	134:00	2	15	17	88.24	0.67

Team: CAN (red)

No.	Pos.	Name	Gen	GP	G	A	PTS	PIM	+/-
2	D	CRANE Rod	M	4	1	0	1	0	+8
4	F	DUNN James	M	3	0	0	0	0	-1
5	D	HENRY Tyrone	M	4	0	2	2	0	+10
6	D	ARMSTRONG Rob	M	4	1	6	7	2	+6
7	F	LAVIN Zach	M	4	3	5	8	2	+11
8	F	McGREGOR Tyler	M	4	6	6	12	2	+12
9	F	SMITH Corbyn	M	2	0	1	1	0	+1
12	F	WESTLAKE Greg	M	4	3	4	7	0	+11
15	D	SORLEY Kevin	M	1	0	0	0	2	-1
18	F	BRIDGES Billy	M	4	4	4	8	0	+9
19	F	COZZOLINO Dominic	M	4	2	3	5	2	+9
22	F	RILEY Garrett	M	3	0	0	0	4	+4
23	D	HICKEY Liam	M	4	7	4	11	0	+15
25	D	GEMMELL James	M	3	0	1	1	2	+11
28	F	LEHOUX Antoine	M	4	2	0	2	0	+2
30	GK	WATSON Corbin	M	4	0	0	0	0	
31	GK	LAROCQUE Dominic	M	4	0	2	2	0	

Head Coach: BABEY Ken

Legend:			
A Assists	D Defence	F Forward	G Goals
GA Goals against	GAA Goals against as average per 45 minutes	Gen Gender	GK Goalkeeper
GP Games played	M Male	MIP Minutes and seconds played	No. Jersey number
PIM Penalties in minutes	Pos. Position	PTS Points	SOG Shots on goal
SVS Saves	SVS% Saves in percentage	+/- Plus/minus net	



Line-ups

USA - CAN

Referee

LUTHCKE Owe (NOR)

Linesmen

LUNDEN Andreas (SWE) , WESLEY Leon (CZE)

Goalkeepers

Team: USA

No.	Name	Gen
34	CASH Steve	M
32	LEE Jen	M

Team: CAN

No.	Name	Gen
31	LAROCQUE Dominic	M
30	WATSON Corbin	M

Team Line-ups

Team: USA (white)

No.	Pos.	Name	Gen
17	D	DOUGLAS Christopher	M
27	D	PAULS Josh +C	M
4	F	ROYBAL Brody	M
40	F	HARGIS Josh	M
88	F	McKEE Kevin	M
3	D	DEQUEBEC Ralph	M
8	D	WALLACE Jack	M
15	F	ZYCH Kyle	M
16	F	FARMER Declan +A	M
22	F	GROVE Noah	M
9	F	DODSON Travis	M
13	F	McDERMOTT Luke	M
23	F	ROMAN Rico +A	M

Head Coach: HOFF David

NOT DRESSED:

7	D	GOOLEY Colin	M
---	---	--------------	---

Team: CAN (red)

No.	Pos.	Name	Gen
5	D	HENRY Tyrone	M
23	D	HICKEY Liam +A	M
7	F	LAVIN Zach	M
8	F	McGREGOR Tyler +C	M
12	F	WESTLAKE Greg	M
2	D	CRANE Rod	M
6	D	ARMSTRONG Rob	M
25	D	GEMMELL James	M
18	F	BRIDGES Billy	M
19	F	COZZOLINO Dominic +A	M
4	F	DUNN James	M
22	F	RILEY Garrett	M
28	F	LEHOUX Antoine	M

Head Coach: BABEY Ken

NOT DRESSED:

9	F	SMITH Corbyn	M
15	D	SORLEY Kevin	M

Legend:

D	Defence	F	Forward	Gen	Gender	M	Male
No.	Jersey number	Pos.	Position	+A	Assistant captain	+C	Captain



Graphical Line-ups

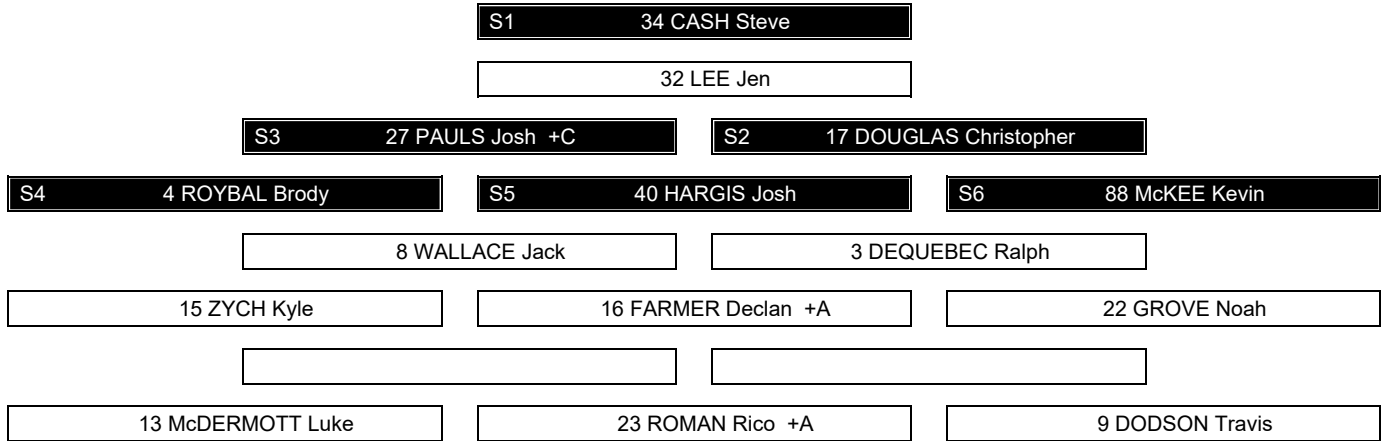
USA - CAN

Referee
LUTHCKE Owe (NOR)

Linesmen
LUNDEN Andreas (SWE) , WESLEY Leon (CZE)

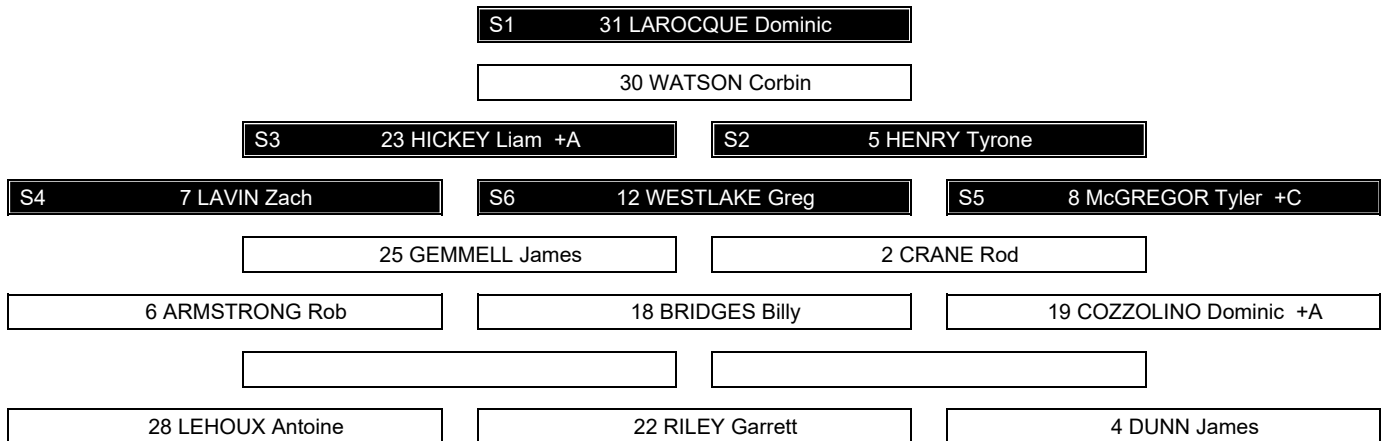
Team: USA - USA (white)

Head Coach: HOFF David



Team: CAN - Canada (red)

Head Coach: BABEY Ken



Legend:			
Sn	Starting position	+A	Assistant captain
		+C	Captain



Game Summary

USA - CAN 3 - 2 (0 - 0 , 1 - 2 , 1 - 0 , 1 - 0)

Spectators	Referee	Linesmen
4095	LUTHCKE Owe (NOR)	LUNDEN Andreas (SWE) , WESLEY Leon (CZE)

Team Statistics

Period	Score	SVS	SOG	PIM	TPP	PPG	SHG
1	0 : 0	1 : 8	8 : 1	0 : 0	00:00 : 00:00	0 : 0	0 : 0
2	1 : 2	3 : 5	6 : 5	4 : 2	02:00 : 02:34	0 : 1	0 : 0
3	1 : 0	3 : 2	3 : 3	4 : 0	00:00 : 04:24	0 : 0	0 : 0
OT	1 : 0	1 : 4	5 : 1	0 : 0	00:00 : 00:00	0 : 0	0 : 0
Total	3 : 2	8 : 19	22 : 10	8 : 2	02:00 : 06:58	0 : 1	0 : 0

1st Period

No game actions in this period

Action	Time	ET/Res	Team	Type	No.	Name	(G)	Name of Assistant(s) / Action Description
GK	00:00		USA		34	CASH S		- Goalkeeper in
GK	00:00		CAN		31	LAROCQUE D		- Goalkeeper in

2nd Period

Action	Time	ET/Res	Team	Type	No.	Name	(G)	Name of Assistant(s) / Action Description
Penalty	15:30	17:30	CAN	2 min.	8	McGREGOR T		- Teeing
Penalty	20:38	21:36	USA	2 min.	4	ROYBAL B		- Elbowing
Goal	21:36	0 : 1	CAN	PP1	23	HICKEY L	(8)	8 McGREGOR T On Ice USA 34 8 16 22 27 18 BRIDGES B CAN 31 7 8 12 18 23 *
Goal	23:06	1 : 1	USA	EQ	27	PAULS J	(3)	17 DOUGLAS C On Ice USA 34 4 16 17 27 88 88 McKEE K CAN 31 6 8 19 23 25
Goal	25:37	1 : 2	CAN	EQ	6	ARMSTRONG R	(2)	19 COZZOLINO D On Ice USA 34 3 8 9 13 23 18 BRIDGES B CAN 31 2 6 18 19 23
Penalty	28:24	30:24	USA	2 min.	23	ROMAN R		- Teeing

3rd Period

Action	Time	ET/Res	Team	Type	No.	Name	(G)	Name of Assistant(s) / Action Description
Penalty	36:46	38:46	USA	2 min.	8	WALLACE J		- Charging
Goal	41:34	2 : 2	USA	EQ	16	FARMER D	(7)	27 PAULS J On Ice USA 34 4 16 17 22 27 17 DOUGLAS C CAN 31 7 8 12 23 25
Penalty	41:54	43:54	USA	2 min.	4	ROYBAL B		- Tripping

Overtime

Action	Time	ET/Res	Team	Type	No.	Name	(G)	Name of Assistant(s) / Action Description
Goal	50:08	3 : 2	USA	EQ	4	ROYBAL B	(4)	16 FARMER D On Ice USA 34 4 8 16 27 CAN 31 5 7 8 12
GK	50:08		USA					34 CASH S - Goalkeeper out
GK	50:08		CAN					31 LAROCQUE D - Goalkeeper out

Goalkeeper Records

Team : USA - USA

Team : CAN - Canada

No.	Name	SOG	SVS	MIP	No.	Name	SOG	SVS	MIP
34	CASH Steve	10	8	50:08	31	LAROCQUE Dominic	22	19	50:08
32	LEE Jen				30	WATSON Corbin			

Game Statistics

Team : USA (white)

Head Coach : HOFF David											Shots on Goal					Time on Ice								
No.	Pos.	Name	Gen	G	A	P	PIM	FO+	FO-	FO+/-	FO%	1	2	3	OT	TS	+/-	1	2	3	OT	TOT	SHF	AVG
4	F	ROYBAL Brody	M	1	0	1	4	0	0	0	0.00	0	1	0	3	4	+3	0:00	0:00	0:00	0:00	0:00	0	0:00
17	D	DOUGLAS Christopher	M	0	2	2	0	0	0	0	0.00	1	0	1	2	4	+2	0:00	0:00	0:00	0:00	0:00	0	0:00
27	D	PAULS Josh +C	M	1	1	2	0	0	0	0	0.00	0	1	0	0	1	+3	0:00	0:00	0:00	0:00	0:00	0	0:00
40	F	HARGIS Josh	M	0	0	0	0	0	0	0	0.00	0	0	0	0	0	0	0:00	0:00	0:00	0:00	0:00	0	0:00



Head Coach : HOFF David											Shots on Goal					Time on Ice								
No.	Pos.	Name	Gen	G	A	P	PIM	FO+	FO-	FO+/-	FO%	1	2	3	OT	TS	+/-	1	2	3	OT	TOT	SHF	AVG
88	F	McKEE Kevin	M	0	1	1	0	1	2	-1	33.33	1	0	0	0	1	+1	0:00	0:00	0:00	0:00	0:00	0	0:00
3	D	DEQUEBEC Ralph	M	0	0	0	0	0	0	0	0.00	0	0	0	0	0	-1	0:00	0:00	0:00	0:00	0:00	0	0:00
8	D	WALLACE Jack	M	0	0	0	2	0	0	0	0.00	0	1	0	0	1	0	0:00	0:00	0:00	0:00	0:00	0	0:00
15	F	ZYCH Kyle	M	0	0	0	0	0	0	0	0.00	0	0	0	0	0	0	0:00	0:00	0:00	0:00	0:00	0	0:00
16	F	FARMER Declan +A (BP)	M	1	1	2	0	19	8	11	70.37	6	2	1	0	9	+3	0:00	0:00	0:00	0:00	0:00	0	0:00
22	F	GROVE Noah	M	0	0	0	0	0	0	0	0.00	0	0	0	0	0	+1	0:00	0:00	0:00	0:00	0:00	0	0:00
9	F	DODSON Travis	M	0	0	0	0	0	0	0	0.00	0	1	0	0	1	-1	0:00	0:00	0:00	0:00	0:00	0	0:00
13	F	McDERMOTT Luke	M	0	0	0	0	0	0	0	0.00	0	0	0	0	0	-1	0:00	0:00	0:00	0:00	0:00	0	0:00
23	F	ROMAN Rico +A	M	0	0	0	2	2	6	-4	25.00	0	0	1	0	1	-1	0:00	0:00	0:00	0:00	0:00	0	0:00
32	GK	LEE Jen	M	0	0	0	0	0	0	0	0.00	0	0	0	0	0	0	0:00	0:00	0:00	0:00	0:00	0	0:00
34	GK	CASH Steve	M	0	0	0	0	0	0	0	0.00	0	0	0	0	0	0	0:00	0:00	0:00	0:00	0:00	0	0:00
Total				3	5	8	8	22	16	6	57.89	8	6	3	5	22								

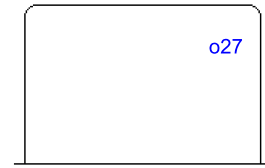
Team : CAN (red)																									
Head Coach : BABEY Ken											Shots on Goal					Time on Ice									
No.	Pos.	Name	Gen	G	A	P	PIM	FO+	FO-	FO+/-	FO%	1	2	3	OT	TS	+/-	1	2	3	OT	TOT	SHF	AVG	
5	D	HENRY Tyrone	M	0	0	0	0	0	0	0	0.00	0	0	0	0	0	-1	0:00	0:00	0:00	0:00	0:00	0	0:00	
7	F	LAVIN Zach	M	0	0	0	0	0	0	0	0.00	0	0	0	0	0	-2	0:00	0:00	0:00	0:00	0:00	0	0:00	
8	F	McGREGOR Tyler +C	M	0	1	1	2	0	2	-2	0.00	1	1	2	0	4	-3	0:00	0:00	0:00	0:00	0:00	0	0:00	
12	F	WESTLAKE Greg	M	0	0	0	0	9	8	1	52.94	0	1	1	0	2	-2	0:00	0:00	0:00	0:00	0:00	0	0:00	
23	D	HICKEY Liam +A	M	1	0	1	0	0	0	0	0.00	0	2	0	1	3	-1	0:00	0:00	0:00	0:00	0:00	0	0:00	
2	D	CRANE Rod	M	0	0	0	0	0	0	0	0.00	0	0	0	0	0	+1	0:00	0:00	0:00	0:00	0:00	0	0:00	
6	D	ARMSTRONG Rob	M	1	0	1	0	0	0	0	0.00	0	1	0	0	1	0	0:00	0:00	0:00	0:00	0:00	0	0:00	
18	F	BRIDGES Billy	M	0	2	2	0	6	10	-4	37.50	0	0	0	0	0	+1	0:00	0:00	0:00	0:00	0:00	0	0:00	
19	F	COZZOLINO Dominic +A	M	0	1	1	0	1	0	1	100.00	0	0	0	0	0	0	0:00	0:00	0:00	0:00	0:00	0	0:00	
25	D	GEMMELL James	M	0	0	0	0	0	0	0	0.00	0	0	0	0	0	-2	0:00	0:00	0:00	0:00	0:00	0	0:00	
4	F	DUNN James	M	0	0	0	0	0	0	0	0.00	0	0	0	0	0	0	0:00	0:00	0:00	0:00	0:00	0	0:00	
22	F	RILEY Garrett	M	0	0	0	0	0	2	-2	0.00	0	0	0	0	0	0	0:00	0:00	0:00	0:00	0:00	0	0:00	
28	F	LEHOUX Antoine	M	0	0	0	0	0	0	0	0.00	0	0	0	0	0	0	0:00	0:00	0:00	0:00	0:00	0	0:00	
30	GK	WATSON Corbin	M	0	0	0	0	0	0	0	0.00	0	0	0	0	0	0	0:00	0:00	0:00	0:00	0:00	0	0:00	
31	GK	LAROCQUE Dominic (BP)	M	0	0	0	0	0	0	0	0.00	0	0	0	0	0	0	0:00	0:00	0:00	0:00	0:00	0	0:00	
Total				2	4	6	2	16	22	-6	42.11	1	5	3	1	10									

Legend:							
(G)	Goals in tournament	*	does not count for Plus/minus	+/-	Plus/minus net	+A	Assistant captain
+C	Captain	A	Assists	D	Defence	EQ	Equal strength
ET/Res	Penalty end time/Result of game	F	Forward	FO-	Face-offs lost	FO%	Face-offs won as percentage
FO+	Face-offs won	FO+/-	Face-offs net	G	Goals	Gen	Gender
GK	Goalkeeper	M	Male	MIP	Minutes in play (GK)	No.	Jersey number
OT	Overtime	P	Points	PIM	Penalties in minutes	Pos.	Position
PP1	Power play - 1 player	PPG	Power play goals	SHG	Shorthanded goals	SOG	Shots on goal
SVS	Saves	TPP	Time on power play	TS	Total shots		



Shot Chart
USA - CAN

Shots by USA
Goals (o): 1 SSG (+): 5
SSP (<): 2 SPG (-): 2



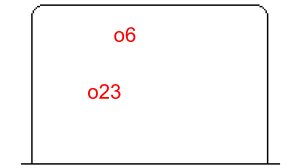
GK 31 of CAN



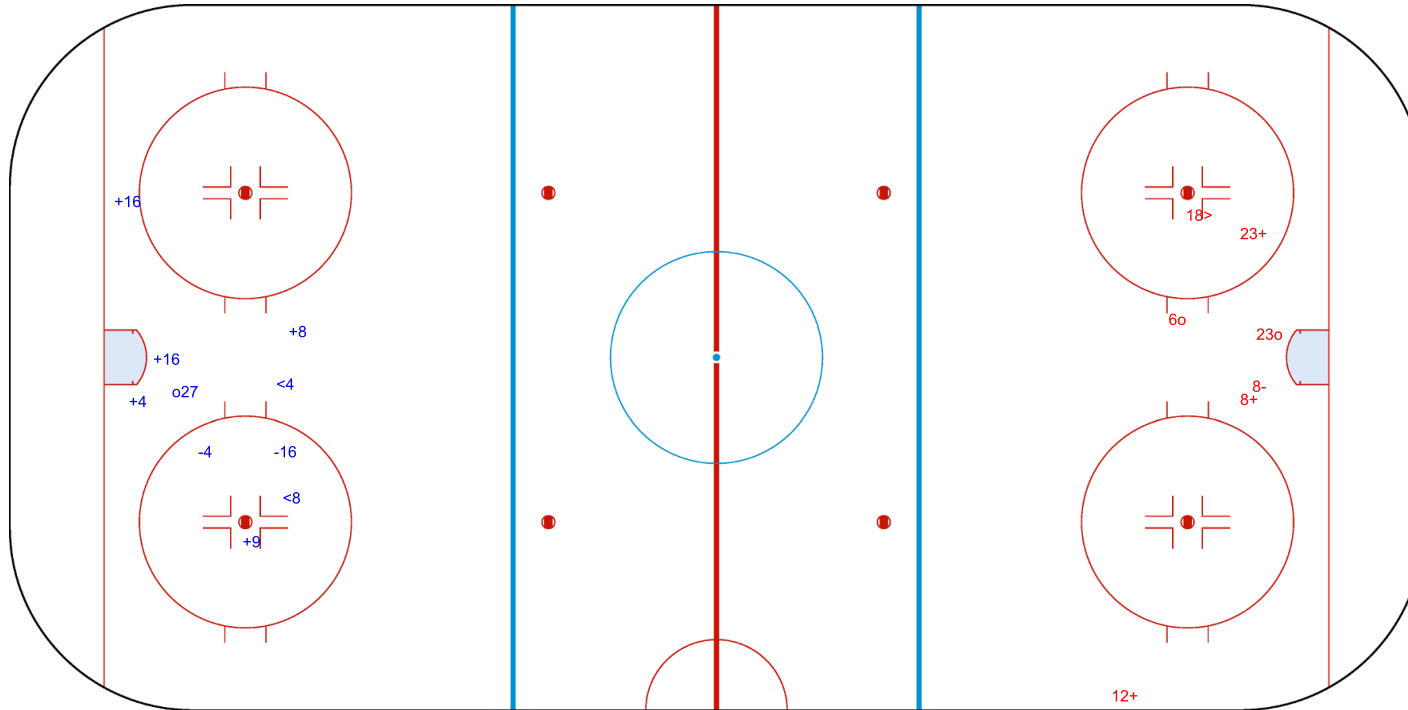
Period: 2



Shots by CAN
Goals (o): 2 SSG (+): 3
SSP (>): 1 SPG (-): 1



GK 34 of USA



Legend:	
GK	Goalkeeper
SPG	Shots past goal
SSG	Shots saved by goalkeeper
SSP	Shots saved by player



Shot Chart USA - CAN

Shots by CAN
Goals (o): 0 SSG (+): 3
SSP (-): 0 SPG (-): 0



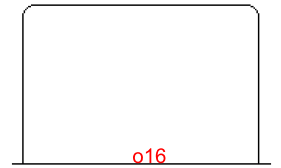
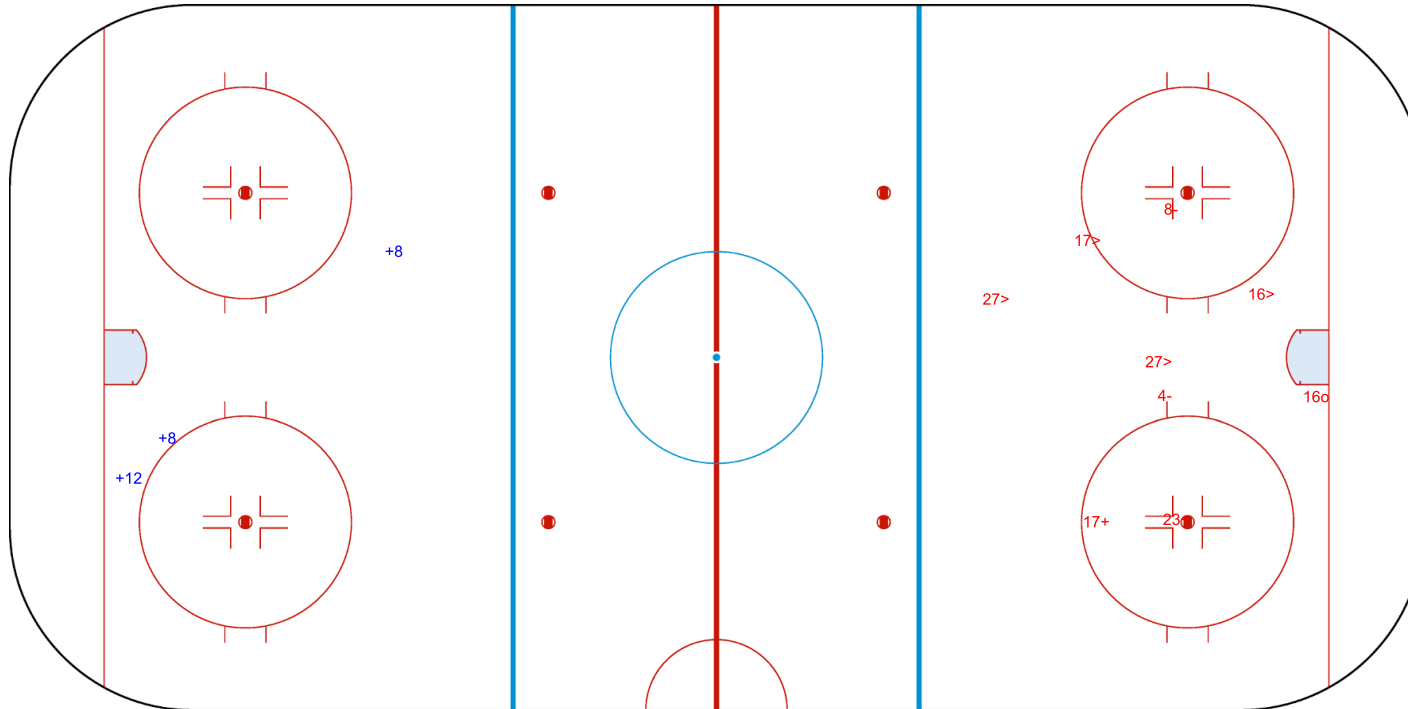
Period: 3



Shots by USA
Goals (o): 1 SSG (+): 2
SSP (>): 4 SPG (-): 2



GK 34 of USA



GK 31 of CAN

Legend:	
GK Goalkeeper	SSP Shots saved by player
SPG Shots past goal	SSG Shots saved by goalkeeper



Shot Chart USA - CAN

Shots by CAN
Goals (o): 0 SSG (+): 1
SSP (-): 0 SPG (-): 0



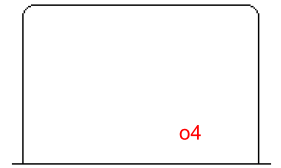
GK 34 of USA



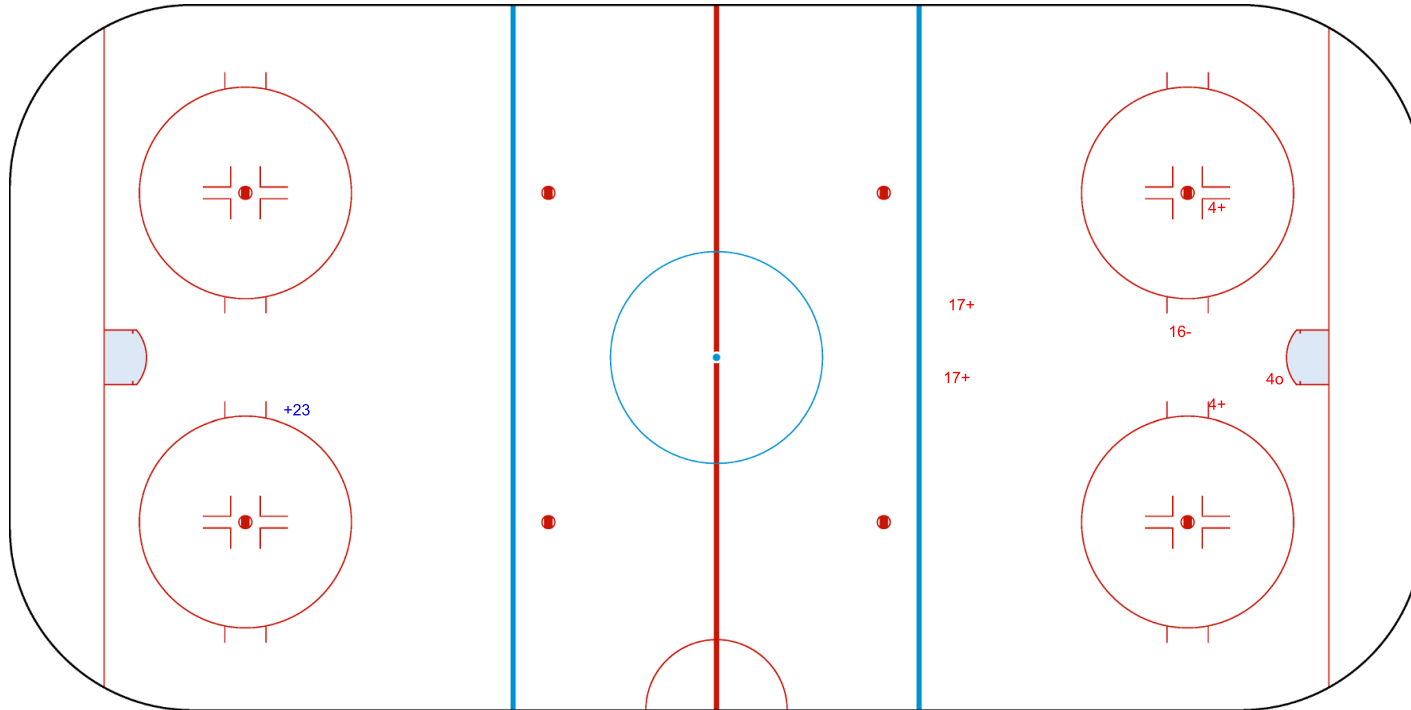
Overtime



Shots by USA
Goals (o): 1 SSG (+): 4
SSP (>): 0 SPG (-): 1



GK 31 of CAN



Legend:	
GK Goalkeeper	SSP Shots saved by player
SPG Shots past goal	SSG Shots saved by goalkeeper



Face-off Chart USA - CAN

PERIOD 1

	USA		CAN		USA		CAN		Total wins all zones				
	Def. zone	Att. zone	USA	CAN	Att. zone	Def. zone	USA	CAN					
	+ 16	- 18	Neutral zone		- 23	+ 12	- 23	+ 12	<table border="1"> <tr> <th>USA</th> <th>CAN</th> </tr> <tr> <td>6 / 55%</td> <td>5 / 45%</td> </tr> </table>	USA	CAN	6 / 55%	5 / 45%
USA	CAN												
6 / 55%	5 / 45%												
			- 88	+ 12	- 16	+ 18	+ 16	- 8					
			+ 16	- 22	+ 16	- 12	+ 16	- 22					
			- 16	+ 12	+ 16	- 12	+ 88	- 22					
			- 23	+ 12	+ 16	- 12	+ 16	- 12					
Total wins / period	1 / 100%	0 / 0%	1 / 25%	3 / 75%	4 / 67%	2 / 33%							

PERIOD 2

	USA		CAN		USA		CAN		Total wins all zones				
	Def. zone	Att. zone	USA	CAN	Att. zone	Def. zone	USA	CAN					
	+ 16	- 8	Neutral zone		+ 16	- 18	- 88	+ 12	<table border="1"> <tr> <th>USA</th> <th>CAN</th> </tr> <tr> <td>6 / 55%</td> <td>5 / 45%</td> </tr> </table>	USA	CAN	6 / 55%	5 / 45%
USA	CAN												
6 / 55%	5 / 45%												
	+ 16	- 18	- 23	+ 18	+ 16	- 18	- 23	+ 18					
			- 23	+ 18	- 23	+ 18	+ 16	- 12					
			+ 16	- 12	+ 23	- 18	- 16	+ 12					
			- 16	+ 12									
Total wins / period	2 / 100%	0 / 0%	1 / 20%	4 / 80%	3 / 75%	1 / 25%							

PERIOD 3

	USA		CAN		USA		CAN		Total wins all zones				
	Def. zone	Att. zone	USA	CAN	Att. zone	Def. zone	USA	CAN					
	- 16	+ 19	Neutral zone		+ 16	- 12	- 16	+ 18	<table border="1"> <tr> <th>USA</th> <th>CAN</th> </tr> <tr> <td>7 / 64%</td> <td>4 / 36%</td> </tr> </table>	USA	CAN	7 / 64%	4 / 36%
USA	CAN												
7 / 64%	4 / 36%												
	- 23	+ 18	+ 16	- 12	+ 23	- 18	+ 16	- 12					
	+ 16	- 18	+ 16	- 12	- 16	+ 12							
	+ 16	- 18											
	+ 16	- 18											
Total wins / period	3 / 60%	2 / 40%	2 / 67%	1 / 33%	2 / 67%	1 / 33%							

OVERTIME

	USA		CAN		USA		CAN		Total wins all zones				
	Def. zone	Att. zone	USA	CAN	Att. zone	Def. zone	USA	CAN					
	+ 16	- 18	Neutral zone		- 16	+ 12	+ 16	- 12	<table border="1"> <tr> <th>USA</th> <th>CAN</th> </tr> <tr> <td>3 / 60%</td> <td>2 / 40%</td> </tr> </table>	USA	CAN	3 / 60%	2 / 40%
USA	CAN												
3 / 60%	2 / 40%												
			+ 16	- 12	+ 16	- 12							
Total wins / period	1 / 100%	0 / 0%	1 / 50%	1 / 50%	1 / 50%	1 / 50%							

TOTAL

	USA		CAN		USA		CAN		Total wins all zones
	Def. zone	Att. zone	USA	CAN	Att. zone	Def. zone	USA	CAN	
Total wins / game	7 / 78%	2 / 22%	5 / 36%	9 / 64%	10 / 67%	5 / 33%	22 / 58%	16 / 42%	



HEAD TO HEAD

		CAN									
	No.	8	12	18	19	22	Tot	wins USA	Dz	Nz	Az
USA	16	2 - 0	8 - 5	8 - 2	0 - 1	1 - 0	27	19 70%	7 88%	5 56%	7 70%
	23		0 - 2	2 - 4			8	2 25%	0 0%	0 0%	2 50%
	88		0 - 2			1 - 0	3	1 33%		0 0%	1 100%
	Tot	2	17	16	1	2	38	22 58%	7 78%	5 36%	10 67%
	wins CAN	0 0%	9 53%	6 38%	1 100%	0 0%	16 42%				
	Dz	0 0%	3 43%	2 33%		0 0%	5 33%				
	Nz		6 60%	3 100%		0 0%	9 64%				
	Az	0 0%		1 14%	1 100%		2 22%				

Legend:											
Az	Attacking zone	Dz	Defending zone	No.	Jersey number	Nz	Neutral zone	Tot	Total face-offs played		



Team Statistics

As of SUN 5 MAY 2019

Including Game #20

Scoring Efficiency

(Ranked by highest SG% / highest GP)

Power Play

(Ranked by highest PP% / highest GP)

Penalty Killing

(Ranked by highest PK% / highest GP)

R Team	GP	GF	SSG	SOG	SG%
1 CAN	5	31	60	91	34.07
2 SWE	4	7	17	24	29.17
3 USA	5	30	75	105	28.57
4 CZE	6	26	80	106	24.53
5 KOR	6	13	41	54	24.07
6 ITA	5	12	70	82	14.63
7 NOR	5	5	37	42	11.90
8 JPN	4	5	66	71	7.04

R Team	GP	ADV	PPGF	PP%	TPP	M:S
1 USA	5	8	4	50.00	10:57	02:44
2 KOR	6	15	5	33.33	22:07	04:25
3 CZE	6	16	4	25.00	23:19	05:49
4 SWE	4	12	3	25.00	13:49	04:36
5 CAN	5	17	4	23.53	22:40	05:40
6 NOR	5	13	1	7.69	27:37	27:37
7 JPN	4	13	1	7.69	22:57	22:57
8 ITA	5	10	0	0.00	19:06	00:00

R Team	GP	DVG	PPGA	PK%	TSH	M:S
1 USA	5	11	1	90.91	20:09	20:09
2 CAN	5	8	1	87.50	16:50	16:50
3 SWE	4	13	2	84.62	18:50	09:25
4 CZE	6	18	3	83.33	28:35	09:31
5 KOR	6	16	3	81.25	23:12	07:44
6 NOR	5	12	3	75.00	17:28	05:49
7 ITA	5	19	6	68.42	29:04	04:50
8 JPN	4	7	3	57.14	08:24	02:48

Goalkeeping

(Ranked by highest SVS%)

Penalties

(Ranked by highest PIM)

R Team	GP	GA	SVS	SOG	SVS%	GAA	SHGA	PPGA	SO	ENG
1 USA	5	5	31	36	86.11	0.98	0	1	2	0
2 SWE	4	14	81	95	85.26	3.40	1	2	0	0
3 CAN	5	8	40	48	83.33	1.57	1	1	2	1
4 CZE	6	15	66	81	81.48	2.51	0	3	3	0
5 ITA	5	12	51	63	80.95	2.33	2	6	1	0
6 KOR	6	24	74	98	75.51	4.00	3	3	0	0
7 JPN	4	19	44	63	69.84	4.61	0	3	0	0
8 NOR	5	32	59	91	64.84	6.30	0	3	1	2

R Team	GP	2	5	10	GM	MP	PIM	PAVG
1 CZE	6	20	0	1	0	0	50	8:00
2 ITA	5	20	0	0	0	0	40	8:00
3 KOR	6	19	0	0	0	0	38	6:00
4 SWE	4	14	0	0	0	0	28	7:00
5 NOR	5	13	0	0	0	0	26	5:00
6 CAN	5	11	0	0	0	0	22	4:00
6 USA	5	11	0	0	0	0	22	4:00
8 JPN	4	8	0	0	0	0	16	4:00

Shorthanded Goals

(Ranked by highest NET / lowest GP)

Attendance

(Ranked by highest average attendance)

R Team	GP	SHGF	SHGA	NET
1 USA	5	3	0	+3
2 CZE	6	3	0	+3
3 JPN	4	0	0	0
4 CAN	5	1	1	0
4 NOR	5	0	0	0
6 SWE	4	0	1	-1
7 ITA	5	0	2	-2
8 KOR	6	0	3	-3

R Team	GP	Spect	AVG
1 CZE	6	44268	7378
2 USA	5	17995	3599
3 KOR	6	16568	2761
4 JPN	4	10022	2505
5 NOR	5	11119	2223
6 CAN	5	10981	2196
7 ITA	5	10848	2169
8 SWE	4	7695	1923
Total	20	64748	3237

Legend:

2 Two (2) minute penalties	5 Five (5) minute penalties	10 Ten (10) minute penalties
ADV Advantage (times on power play)	AVG Average	DVG Disadvantage (number of times shorthanded)
ENG Empty net goals	GA Goals against	GAA Goals against as average per 45 minutes
GF Goals for	GM Game misconducts	GP Number of games played
MP Match penalties	M:S Average time in min. and sec.	NET SHGF - SHGA
PAVG PIM in average	PIM Penalties in minutes	PK% Penalty killing percentage
PPGA Power play goals against	PPGF Power play goals for	PP% Power play eff. as percentage
R Ranking	SG% Percentage of goals from total shots	SHGA Shorthanded goals against
SHGF Shorthanded goals for	SO Shutouts	SOG Shots on goal
Spect Spectators	SSG Shots saved by goalkeeper	SVS Saves
SVS% SVS as percentage of total SOG	TPP Time of power play	TSH Time shorthanded in min. and sec.



Player Statistics by Team

As of SAT 4 MAY 2019

Including Game #20

CAN - Canada

Playing Statistics

No.	Name	Gen	Pos.	GP	G	A	PTS	PIM	+/-	GWG	PPG	SHG	SOG	SG%	TM	M/G	TSh	AT/S
2	CRANE Rod	M	D	5	1	0	1	0	+9	0	0	0	2	50.00	0:00	0:00	0	0:00
4	DUNN James	M	F	4	0	0	0	0	-1	0	0	0	0	0.00	0:00	0:00	0	0:00
5	HENRY Tyrone	M	D	5	0	2	2	0	+9	0	0	0	1	0.00	0:00	0:00	0	0:00
6	ARMSTRONG Rob	M	D	5	2	6	8	2	+6	0	0	0	6	33.33	0:00	0:00	0	0:00
7	LAVIN Zach	M	F	5	3	5	8	2	+9	0	0	0	8	37.50	0:00	0:00	0	0:00
8	McGREGOR Tyler	M	F	5	6	7	13	4	+9	1	0	0	24	25.00	0:00	0:00	0	0:00
9	SMITH Corbyn	M	F	2	0	1	1	0	+1	0	0	0	1	0.00	0:00	0:00	0	0:00
12	WESTLAKE Greg	M	F	5	3	4	7	0	+9	0	1	0	8	37.50	0:00	0:00	0	0:00
15	SORLEY Kevin	M	D	1	0	0	0	2	-1	0	0	0	0	0.00	0:00	0:00	0	0:00
18	BRIDGES Billy	M	F	5	4	6	10	0	+10	1	0	0	11	36.36	0:00	0:00	0	0:00
19	COZZOLINO Dominic	M	F	5	2	4	6	2	+9	0	0	0	5	40.00	0:00	0:00	0	0:00
22	RILEY Garrett	M	F	4	0	0	0	4	+4	0	0	0	4	0.00	0:00	0:00	0	0:00
23	HICKEY Liam	M	D	5	8	4	12	0	+14	1	3	1	15	53.33	0:00	0:00	0	0:00
25	GEMMELL James	M	D	4	0	1	1	2	+9	0	0	0	1	0.00	0:00	0:00	0	0:00
28	LEHOUX Antoine	M	F	5	2	0	2	0	+2	0	0	0	5	40.00	0:00	0:00	0	0:00
30	WATSON Corbin	M	GK	5	0	0	0	0		0	0	0	0	0.00				
31	LAROCQUE Dominic	M	GK	5	0	2	2	0		0	0	0	0	0.00				

Goalkeeping Statistics

No.	Name	Gen	GPT	GKD	GPI	MIP	MIP%	GA	SVS	SOG	SVS%	GAA	SO	W	L
30	WATSON Corbin	M	5	5	1	45:00	19.64	2	6	8	75.00	2.00	0	1	0
31	LAROCQUE Dominic	M	5	5	4	184:08	80.36	5	34	39	87.18	1.22	2	2	2

Legend:		
A	Assists	AT/S Average time per shift
F	Forward	G Goals
GAA	Goals against as average per 45 minutes	Gen Gender
GKD	Goalkeeper dressed	GP Number of games played
GPT	Number of games played by team	GWG Game winning goals
M	Male	MIP Minutes and seconds played
M/G	Minutes per game	No. Jersey number
Pos.	Position on team	PPG Power play goals
SG%	Percentage of goals from total shots	SHG Shorthanded goals
SOG	Shots on goal	SVS Saves
TM	Total minutes played	TSh Total shifts played
+/-	Plus/minus net	D Defence
		GA Goals against
		GK Goalkeeper
		GPI Games played in
		L Number of games lost
		MIP% MIP as percentage
		PIM Penalties in minutes
		PTS Points
		SO Shutouts
		SVS% SVS as percentage of total SOG
		W Number of games won

Player Statistics by Team

As of SAT 4 MAY 2019

Including Game #19

CZE - Czech Republic

Playing Statistics

No.	Name	Gen	Pos.	GP	G	A	PTS	PIM	+/-	GWG	PPG	SHG	SOG	SG%	TM	M/G	TSh	AT/S
1	KUDELA Martin	M	GK	6	0	0	0	0		0	0	0	0	0.00				
6	VAPENKA Michal	M	GK	6	0	0	0	0		0	0	0	0	0.00				
11	WAGNER Karel	M	F	6	0	1	1	2	+4	0	0	0	2	0.00	0:00	0:00	0	0:00
18	NOVOTNY Miroslav	M	F	6	2	1	3	4	+6	1	0	0	8	25.00	0:00	0:00	0	0:00
21	KVOCH Tomas	M	D	6	1	5	6	2	+9	0	0	0	13	7.69	0:00	0:00	0	0:00
24	SAFRANEK Zdenek	M	F	6	2	1	3	4	-2	1	0	0	10	20.00	0:00	0:00	0	0:00
26	KLIMA Zdenek	M	F	6	0	0	0	2	-1	0	0	0	0	0.00	0:00	0:00	0	0:00
29	KUBES Pavel	M	D	6	5	1	6	4	+6	1	0	1	16	31.25	0:00	0:00	0	0:00
65	HRBEK Miroslav	M	D	1	0	0	0	0	0	0	0	0	0	0.00	0:00	0:00	0	0:00
67	DOLEZAL Pavel	M	D	6	1	2	3	2	+2	0	1	0	6	16.67	0:00	0:00	0	0:00
69	KORINEK Lukas	M	F	5	0	0	0	0	+1	0	0	0	1	0.00	0:00	0:00	0	0:00
74	GEIER Michal	M	F	6	7	4	11	14	+12	1	2	2	18	38.89	0:00	0:00	0	0:00
75	RAUL Jiri	M	F	6	2	1	3	6	0	0	1	0	5	40.00	0:00	0:00	0	0:00
77	PALAT David	M	F	6	1	1	2	0	0	0	0	0	5	20.00	0:00	0:00	0	0:00
82	HABL Zdenek	M	F	6	3	10	13	6	+12	0	0	0	15	20.00	0:00	0:00	0	0:00
96	KRUPICKA Zdenek	M	F	6	2	0	2	2	-2	0	0	0	7	28.57	0:00	0:00	0	0:00

Goalkeeping Statistics

No.	Name	Gen	GPT	GKD	GPI	MIP	MIP%	GA	SVS	SOG	SVS%	GAA	SO	W	L
1	KUDELA Martin	M	6	6	2	75:00	27.93	10	27	37	72.97	6.00	1	1	1
6	VAPENKA Michal	M	6	6	5	193:34	72.07	5	39	44	88.64	1.16	2	3	1

Legend:

A	Assists	AT/S	Average time per shift	D	Defence
F	Forward	G	Goals	GA	Goals against
GAA	Goals against as average per 45 minutes	Gen	Gender	GK	Goalkeeper
GKD	Goalkeeper dressed	GP	Number of games played	GPI	Games played in
GPT	Number of games played by team	GWG	Game winning goals	L	Number of games lost
M	Male	MIP	Minutes and seconds played	MIP%	MIP as percentage
M/G	Minutes per game	No.	Jersey number	PIM	Penalties in minutes
Pos.	Position on team	PPG	Power play goals	PTS	Points
SG%	Percentage of goals from total shots	SHG	Shorthanded goals	SO	Shutouts
SOG	Shots on goal	SVS	Saves	SVS%	SVS as percentage of total SOG
TM	Total minutes played	TSh	Total shifts played	W	Number of games won
+/-	Plus/minus net				

Player Statistics by Team

As of FRI 3 MAY 2019

Including Game #16

ITA - Italy

Playing Statistics

No.	Name	Gen	Pos.	GP	G	A	PTS	PIM	+/-	GWG	PPG	SHG	SOG	SG%	TM	M/G	TSh	AT/S
1	STILLITANO Santino	M	GK	4	0	0	0	0		0	0	0	0	0.00				
5	PLANKER Florian	M	F	5	1	1	2	0	0	0	0	0	7	14.29	0:00	0:00	0	0:00
6	CAVALIERE Gian Luca	M	D	5	0	2	2	10	+3	0	0	0	2	0.00	0:00	0:00	0	0:00
8	RADICE Roberto	M	D	5	0	1	1	0	+1	0	0	0	2	0.00	0:00	0:00	0	0:00
9	KALEGARIS Sandro	M	F	5	3	0	3	8	+5	0	0	0	17	17.65	0:00	0:00	0	0:00
10	KAFMANN Stephan	M	F	5	1	0	1	4	+5	0	0	0	4	25.00	0:00	0:00	0	0:00
11	LARCH Nils	M	F	5	2	2	4	0	+3	1	0	0	10	20.00	0:00	0:00	0	0:00
15	ARAUDO Gabriele	M	GK	5	0	0	0	0		0	0	0	0	0.00				
18	MACRI Andrea	M	D	5	1	0	1	4	+1	1	0	0	12	8.33	0:00	0:00	0	0:00
25	TORELLA Francesco	M	F	4	0	0	0	0	0	0	0	0	1	0.00	0:00	0:00	0	0:00
27	ANDREONI Alessandro	M	F	5	2	0	2	4	+4	0	0	0	10	20.00	0:00	0:00	0	0:00
34	LANZA Gabriele	M	F	1	0	0	0	0	0	0	0	0	0	0.00	0:00	0:00	0	0:00
62	DEPAOLI Christoph	M	F	5	1	3	4	0	+3	0	0	0	9	11.11	0:00	0:00	0	0:00
66	PAROLIN Emanuele	M	D	5	0	0	0	2	+2	0	0	0	2	0.00	0:00	0:00	0	0:00
69	ENDERLE Alex	M	D	5	1	0	1	6	+2	0	0	0	3	33.33	0:00	0:00	0	0:00
82	KASSLATTER Julian	M	D	1	0	0	0	0	0	0	0	0	0	0.00	0:00	0:00	0	0:00
84	KERSCHBAUMER Stefan	M	D	5	0	1	1	2	+2	0	0	0	3	0.00	0:00	0:00	0	0:00

Goalkeeping Statistics

No.	Name	Gen	GPT	GKD	GPI	MIP	MIP%	GA	SVS	SOG	SVS%	GAA	SO	W	L
1	STILLITANO Santino	M	5	4	2	77:54	33.55	3	16	19	84.21	1.73	0	0	1
15	ARAUDO Gabriele	M	5	5	4	139:17	59.99	9	33	42	78.57	2.91	1	2	2

Legend:

A	Assists	AT/S	Average time per shift	D	Defence
F	Forward	G	Goals	GA	Goals against
GAA	Goals against as average per 45 minutes	Gen	Gender	GK	Goalkeeper
GKD	Goalkeeper dressed	GP	Number of games played	GPI	Games played in
GPT	Number of games played by team	GWG	Game winning goals	L	Number of games lost
M	Male	MIP	Minutes and seconds played	MIP%	MIP as percentage
M/G	Minutes per game	No.	Jersey number	PIM	Penalties in minutes
Pos.	Position on team	PPG	Power play goals	PTS	Points
SG%	Percentage of goals from total shots	SHG	Shorthanded goals	SO	Shutouts
SOG	Shots on goal	SVS	Saves	SVS%	SVS as percentage of total SOG
TM	Total minutes played	TSh	Total shifts played	W	Number of games won
+/-	Plus/minus net				



Player Statistics by Team

As of WED 1 MAY 2019

Including Game #13

JPN - Japan

Playing Statistics

No.	Name	Gen	Pos.	GP	G	A	PTS	PIM	+/-	GWG	PPG	SHG	SOG	SG%	TM	M/G	TSh	AT/S
5	NIITSU Kazuyoshi	M	F	4	0	0	0	0	-4	0	0	0	1	0.00	0:00	0:00	0	0:00
11	HAMAMOTO Masaya	M	F	4	0	0	0	0	-4	0	0	0	0	0.00	0:00	0:00	0	0:00
13	YOSHIKAWA Mamoru	M	F	4	1	0	1	4	-5	0	0	0	8	12.50	0:00	0:00	0	0:00
14	SAKAMOTO Yoshihito	M	F	4	0	0	0	0	0	0	0	0	0	0.00	0:00	0:00	0	0:00
16	SHIBA Taimei	M	F	4	0	0	0	0	-6	0	0	0	1	0.00	0:00	0:00	0	0:00
21	FUKUSHIMA Shinobu	M	GK	4	0	0	0	0		0	0	0	0	0.00				
24	SUDO Satoru	M	D	4	1	0	1	4	-8	0	1	0	16	6.25	0:00	0:00	0	0:00
25	MISAWA Eiji	M	D	4	0	0	0	4	-8	0	0	0	6	0.00	0:00	0:00	0	0:00
33	ISHII Hideaki	M	D	4	1	0	1	0	-2	0	0	0	2	50.00	0:00	0:00	0	0:00
40	SHIOYA Yoshihiro	M	F	4	0	1	1	0	-5	0	0	0	5	0.00	0:00	0:00	0	0:00
70	KODAMA Nao	M	F	4	2	1	3	0	-5	0	0	0	8	25.00	0:00	0:00	0	0:00
77	HOSHIRO Atsuya	M	GK	4	0	0	0	0		0	0	0	0	0.00				
96	KUMAGAI Masaharu	M	D	4	0	2	2	4	-7	0	0	0	24	0.00	0:00	0:00	0	0:00

Goalkeeping Statistics

No.	Name	Gen	GPT	GKD	GPI	MIP	MIP%	GA	SVS	SOG	SVS%	GAA	SO	W	L
21	FUKUSHIMA Shinobu	M	4	4	4	185:20	100.00	18	44	62	70.97	4.37	0	0	3
77	HOSHIRO Atsuya	M	4	4	0	00:00	0.00	0	0	0	0.00	0.00	0	0	0

Legend:

A	Assists	AT/S	Average time per shift	D	Defence
F	Forward	G	Goals	GA	Goals against
GAA	Goals against as average per 45 minutes	Gen	Gender	GK	Goalkeeper
GKD	Goalkeeper dressed	GP	Number of games played	GPI	Games played in
GPT	Number of games played by team	GWG	Game winning goals	L	Number of games lost
M	Male	MIP	Minutes and seconds played	MIP%	MIP as percentage
M/G	Minutes per game	No.	Jersey number	PIM	Penalties in minutes
Pos.	Position on team	PPG	Power play goals	PTS	Points
SG%	Percentage of goals from total shots	SHG	Shorthanded goals	SO	Shutouts
SOG	Shots on goal	SVS	Saves	SVS%	SVS as percentage of total SOG
TM	Total minutes played	TSh	Total shifts played	W	Number of games won
+/-	Plus/minus net				

Player Statistics by Team

As of SAT 4 MAY 2019

Including Game #19

KOR - Korea

Playing Statistics

No.	Name	Gen	Pos.	GP	G	A	PTS	PIM	+/-	GWG	PPG	SHG	SOG	SG%	TM	M/G	TSh	AT/S
1	LEE Jun Yong	M	F	3	0	0	0	0	-1	0	0	0	0	0.00	0:00	0:00	0	0:00
3	RYU Jee Hyun	M	F	5	1	0	1	0	-3	0	1	0	2	50.00	0:00	0:00	0	0:00
9	CHOI Kwang Hyouk	M	D	6	0	2	2	4	-2	0	0	0	0	0.00	0:00	0:00	0	0:00
10	CHO Young Jae	M	D	6	0	2	2	2	-11	0	0	0	6	0.00	0:00	0:00	0	0:00
12	KIM Young Sung	M	D	5	0	1	1	8	-10	0	0	0	4	0.00	0:00	0:00	0	0:00
14	JUNG Seung Hwan	M	F	5	2	3	5	0	+1	0	0	0	11	18.18	0:00	0:00	0	0:00
20	JANG Dong Shin	M	D	6	1	2	3	6	-2	0	0	0	6	16.67	0:00	0:00	0	0:00
21	LEE Ju Seung	M	F	6	1	2	3	4	-8	1	0	0	4	25.00	0:00	0:00	0	0:00
24	KIM Inkyum	M	F	3	0	0	0	0	-2	0	0	0	1	0.00	0:00	0:00	0	0:00
26	KIM Dea Jung	M	F	6	0	0	0	0	-3	0	0	0	0	0.00	0:00	0:00	0	0:00
27	CHO Byeong Seok	M	F	4	4	4	8	2	+1	1	3	0	8	50.00	0:00	0:00	0	0:00
28	LEE Jong Kyung	M	F	6	2	5	7	4	-5	0	0	0	3	66.67	0:00	0:00	0	0:00
31	YU Man Gyun	M	GK	6	0	0	0	0		0	0	0	0	0.00				
32	LEE Jae Woong	M	GK	6	0	0	0	0		0	0	0	0	0.00				
51	KIM Sanglak	M	F	4	0	0	0	0	-1	0	0	0	0	0.00	0:00	0:00	0	0:00
55	JANG Jong Ho	M	F	6	1	1	2	2	-10	0	1	0	3	33.33	0:00	0:00	0	0:00
97	CHOI Si Woo	M	D	6	1	0	1	6	-7	1	0	0	6	16.67	0:00	0:00	0	0:00

Goalkeeping Statistics

No.	Name	Gen	GPT	GKD	GPI	MIP	MIP%	GA	SVS	SOG	SVS%	GAA	SO	W	L
31	YU Man Gyun	M	6	6	2	75:00	27.78	12	32	44	72.73	7.20	0	0	2
32	LEE Jae Woong	M	6	6	5	195:00	72.22	12	42	54	77.78	2.77	0	3	1

Legend:

A	Assists	AT/S	Average time per shift	D	Defence
F	Forward	G	Goals	GA	Goals against
GAA	Goals against as average per 45 minutes	Gen	Gender	GK	Goalkeeper
GKD	Goalkeeper dressed	GP	Number of games played	GPI	Games played in
GPT	Number of games played by team	GWG	Game winning goals	L	Number of games lost
M	Male	MIP	Minutes and seconds played	MIP%	MIP as percentage
M/G	Minutes per game	No.	Jersey number	PIM	Penalties in minutes
Pos.	Position on team	PPG	Power play goals	PTS	Points
SG%	Percentage of goals from total shots	SHG	Shorthanded goals	SO	Shutouts
SOG	Shots on goal	SVS	Saves	SVS%	SVS as percentage of total SOG
TM	Total minutes played	TSh	Total shifts played	W	Number of games won
+/-	Plus/minus net				

Player Statistics by Team

As of FRI 3 MAY 2019

Including Game #16

NOR - Norway

Playing Statistics

No.	Name	Gen	Pos.	GP	G	A	PTS	PIM	+/-	GWG	PPG	SHG	SOG	SG%	TM	M/G	TSh	AT/S
3	PEDERSEN Rolf Einar	M	D	4	0	0	0	8	-11	0	0	0	7	0.00	0:00	0:00	0	0:00
6	KIRSTISTUEN Emil	M	F	5	0	0	0	0	-9	0	0	0	0	0.00	0:00	0:00	0	0:00
9	VAERNES Morten	M	F	5	1	2	3	0	-11	1	0	0	4	25.00	0:00	0:00	0	0:00
10	RIVERA Tor Joakim	M	F	5	0	1	1	0	-6	0	0	0	0	0.00	0:00	0:00	0	0:00
12	BOGLE Magnus	M	F	2	0	1	1	2	-1	0	0	0	5	0.00	0:00	0:00	0	0:00
16	NORDSTOGA Knut Andre	M	D	4	0	1	1	2	-10	0	0	0	2	0.00	0:00	0:00	0	0:00
17	SOLBERG Loyd Remi	M	F	5	0	1	1	2	-7	0	0	0	5	0.00	0:00	0:00	0	0:00
20	HAMRE Martin	M	D	5	0	0	0	12	-14	0	0	0	1	0.00	0:00	0:00	0	0:00
22	BAKKE Audun	M	D	5	3	0	3	0	-13	0	1	0	15	20.00	0:00	0:00	0	0:00
25	SUNDT Andreas	M	D	5	0	0	0	0	-10	0	0	0	0	0.00	0:00	0:00	0	0:00
29	SCHROEDER Lena	F	F	5	0	0	0	0	-14	0	0	0	0	0.00	0:00	0:00	0	0:00
35	GROESFJELD Martin	M	F	5	0	0	0	0	-6	0	0	0	0	0.00	0:00	0:00	0	0:00
39	GROELINE Johan	M	GK	5	0	0	0	0		0	0	0	0	0.00				
71	OISETH Ola	M	F	5	1	0	1	0	-7	0	0	0	3	33.33	0:00	0:00	0	0:00
77	AANEKRE Torstein	M	F	5	0	1	1	0	-9	0	0	0	0	0.00	0:00	0:00	0	0:00
81	HAUGEN Erik	M	GK	5	0	0	0	0		0	0	0	0	0.00				

Goalkeeping Statistics

No.	Name	Gen	GPT	GKD	GPI	MIP	MIP%	GA	SVS	SOG	SVS%	GAA	SO	W	L
39	GROELINE Johan	M	5	5	4	153:41	67.20	12	42	54	77.78	3.51	1	1	3
81	HAUGEN Erik	M	5	5	2	75:00	32.80	18	17	35	48.57	10.80	0	0	1

Legend:

A	Assists	AT/S	Average time per shift	D	Defence
F	Female / Forward	G	Goals	GA	Goals against
GAA	Goals against as average per 45 minutes	Gen	Gender	GK	Goalkeeper
GKD	Goalkeeper dressed	GP	Number of games played	GPI	Games played in
GPT	Number of games played by team	GWG	Game winning goals	L	Number of games lost
M	Male	MIP	Minutes and seconds played	MIP%	MIP as percentage
M/G	Minutes per game	No.	Jersey number	PIM	Penalties in minutes
Pos.	Position on team	PPG	Power play goals	PTS	Points
SG%	Percentage of goals from total shots	SHG	Shorthanded goals	SO	Shutouts
SOG	Shots on goal	SVS	Saves	SVS%	SVS as percentage of total SOG
TM	Total minutes played	TSh	Total shifts played	W	Number of games won
+/-	Plus/minus net				

Player Statistics by Team

As of WED 1 MAY 2019

Including Game #13

SWE - Sweden

Playing Statistics

No.	Name	Gen	Pos.	GP	G	A	PTS	PIM	+/-	GWG	PPG	SHG	SOG	SG%	TM	M/G	TSh	AT/S
3	INGVARSSON Niklas	M	D	3	4	0	4	4	-9	1	2	0	7	57.14	0:00	0:00	0	0:00
5	NILSSON Ulf	M	GK	4	0	0	0	0		0	0	0	0	0.00				
6	NILSSON Peter	M	D	4	0	1	1	2	-9	0	0	0	4	0.00	0:00	0:00	0	0:00
14	PETTERSSON Johnny	M	F	4	0	0	0	0	-1	0	0	0	0	0.00	0:00	0:00	0	0:00
15	HEDBERG Christian	M	F	4	0	1	1	12	-2	0	0	0	1	0.00	0:00	0:00	0	0:00
17	CEDERSTAM Daniel	M	F	4	0	2	2	4	-7	0	0	0	1	0.00	0:00	0:00	0	0:00
20	RAKOS Niklas	M	F	4	2	2	4	2	-7	0	1	0	9	22.22	0:00	0:00	0	0:00
22	SIREN Staffan	M	D	4	0	0	0	0	-1	0	0	0	0	0.00	0:00	0:00	0	0:00
84	NEJMAN Andreas	M	GK	4	0	0	0	0		0	0	0	0	0.00				
93	DICKSON GYLLSTEN Maximilian	M	F	4	0	2	2	4	-10	0	0	0	1	0.00	0:00	0:00	0	0:00

Goalkeeping Statistics

No.	Name	Gen	GPT	GKD	GPI	MIP	MIP%	GA	SVS	SOG	SVS%	GAA	SO	W	L
5	NILSSON Ulf	M	4	4	2	90:20	48.74	9	32	41	78.05	4.48	0	1	1
84	NEJMAN Andreas	M	4	4	2	95:00	51.26	5	49	54	90.74	2.37	0	0	1

Legend:

A	Assists	AT/S	Average time per shift	D	Defence
F	Forward	G	Goals	GA	Goals against
GAA	Goals against as average per 45 minutes	Gen	Gender	GK	Goalkeeper
GKD	Goalkeeper dressed	GP	Number of games played	GPI	Games played in
GPT	Number of games played by team	GWG	Game winning goals	L	Number of games lost
M	Male	MIP	Minutes and seconds played	MIP%	MIP as percentage
M/G	Minutes per game	No.	Jersey number	PIM	Penalties in minutes
Pos.	Position on team	PPG	Power play goals	PTS	Points
SG%	Percentage of goals from total shots	SHG	Shorthanded goals	SO	Shutouts
SOG	Shots on goal	SVS	Saves	SVS%	SVS as percentage of total SOG
TM	Total minutes played	TSh	Total shifts played	W	Number of games won
+/-	Plus/minus net				



Player Statistics by Team

As of SAT 4 MAY 2019

Including Game #20

USA - USA

Playing Statistics

No.	Name	Gen	Pos.	GP	G	A	PTS	PIM	+/-	GWG	PPG	SHG	SOG	SG%	TM	M/G	TSh	AT/S
3	DEQUEBEC Ralph	M	D	5	0	2	2	0	+9	0	0	0	4	0.00	0:00	0:00	0	0:00
4	ROYBAL Brody	M	F	5	4	4	8	6	+8	1	0	1	15	26.67	0:00	0:00	0	0:00
7	GOOLEY Colin	M	D	3	0	1	1	0	+6	0	0	0	1	0.00	0:00	0:00	0	0:00
8	WALLACE Jack	M	D	5	7	1	8	4	+9	1	3	0	11	63.64	0:00	0:00	0	0:00
9	DODSON Travis	M	F	5	0	1	1	0	+4	0	0	0	4	0.00	0:00	0:00	0	0:00
13	McDERMOTT Luke	M	F	5	2	2	4	0	+4	0	0	0	6	33.33	0:00	0:00	0	0:00
15	ZYCH Kyle	M	F	5	1	0	1	0	+10	0	0	0	4	25.00	0:00	0:00	0	0:00
16	FARMER Declan	M	F	5	7	7	14	0	+17	1	1	2	30	23.33	0:00	0:00	0	0:00
17	DOUGLAS Christopher	M	D	4	1	5	6	0	+8	1	0	0	5	20.00	0:00	0:00	0	0:00
22	GROVE Noah	M	F	5	3	0	3	0	+11	1	0	0	6	50.00	0:00	0:00	0	0:00
23	ROMAN Rico	M	F	5	2	2	4	2	+3	0	0	0	6	33.33	0:00	0:00	0	0:00
27	PAULS Josh	M	D	5	3	5	8	0	+13	0	0	0	9	33.33	0:00	0:00	0	0:00
32	LEE Jen	M	GK	5	0	0	0	0		0	0	0	0	0.00				
34	CASH Steve	M	GK	5	0	0	0	0		0	0	0	0	0.00				
40	HARGIS Josh	M	F	4	0	0	0	8	0	0	0	0	2	0.00	0:00	0:00	0	0:00
88	McKEE Kevin	M	F	4	0	2	2	2	+3	0	0	0	2	0.00	0:00	0:00	0	0:00

Goalkeeping Statistics

No.	Name	Gen	GPT	GKD	GPI	MIP	MIP%	GA	SVS	SOG	SVS%	GAA	SO	W	L
32	LEE Jen	M	5	5	2	60:00	26.07	0	4	4	100.00	0.00	1	1	0
34	CASH Steve	M	5	5	4	170:08	73.93	5	27	32	84.38	1.32	0	4	0

Legend:		
A	Assists	AT/S Average time per shift
F	Forward	G Goals
GAA	Goals against as average per 45 minutes	Gen Gender
GKD	Goalkeeper dressed	GP Number of games played
GPT	Number of games played by team	GWG Game winning goals
M	Male	MIP Minutes and seconds played
M/G	Minutes per game	No. Jersey number
Pos.	Position on team	PPG Power play goals
SG%	Percentage of goals from total shots	SHG Shorthanded goals
SOG	Shots on goal	SVS Saves
TM	Total minutes played	TSh Total shifts played
+/-	Plus/minus net	D Defence
		GA Goals against
		GK Goalkeeper
		GPI Games played in
		L Number of games lost
		MIP% MIP as percentage
		PIM Penalties in minutes
		PTS Points
		SO Shutouts
		SVS% SVS as percentage of total SOG
		W Number of games won

Goalkeepers

As of SAT 4 MAY 2019

Including Game #20

(Ranked by highest SVS% / lowest GAA / highest GPI)

Rank	Name	Gender	No.	Team	GKD	GPI	MIP	MIP%	SOG	GA	SVS	SVS%	GAA	PPGA	SHGA	SO
1	NEJMAN Andreas	M	84	SWE	4	2	95:00	51.26	54	5	49	90.74	2.37	0	0	0
2	VAPENKA Michal	M	6	CZE	6	5	193:34	72.07	44	5	39	88.64	1.16	1	0	2
3	LAROCQUE Dominic	M	31	CAN	5	4	184:08	80.36	39	5	34	87.18	1.22	0	1	2
4	CASH Steve	M	34	USA	5	4	170:08	73.93	32	5	27	84.38	1.32	1	0	0
5	ARAUDO Gabriele	M	15	ITA	5	4	139:17	59.99	42	9	33	78.57	2.91	6	2	1
6	NILSSON Ulf	M	5	SWE	4	2	90:20	48.74	41	9	32	78.05	4.48	2	1	0
7	LEE Jae Woong	M	32	KOR	6	5	195:00	72.22	54	12	42	77.78	2.77	1	1	0
8	GROELINE Johan	M	39	NOR	5	4	153:41	67.20	54	12	42	77.78	3.51	1	0	1
9	FUKUSHIMA Shinobu	M	21	JPN	4	4	185:20	100.00	62	18	44	70.97	4.37	3	0	0

(Goalkeepers with less than 40% of their team's total minutes (MIP% less 40))

Name	Gender	No.	Team	GKD	GPI	MIP	MIP%	SOG	GA	SVS	SVS%	GAA	PPGA	SHGA	SO
LEE Jen	M	32	USA	5	2	60:00	26.07	4	0	4	100.00	0.00	0	0	1
STILLITANO Santino	M	1	ITA	4	2	77:54	33.55	19	3	16	84.21	1.73	0	0	0
WATSON Corbin	M	30	CAN	5	1	45:00	19.64	8	2	6	75.00	2.00	1	0	0
KUDELA Martin	M	1	CZE	6	2	75:00	27.93	37	10	27	72.97	6.00	2	0	1
YU Man Gyun	M	31	KOR	6	2	75:00	27.78	44	12	32	72.73	7.20	2	2	0
HAUGEN Erik	M	81	NOR	5	2	75:00	32.80	35	18	17	48.57	10.80	2	0	0

Legend:

GA	Goals against	GAA	Goals against as average per 45 minutes	GKD	Goalkeeper dressed
GPI	Games played in	M	Male	MIP	Minutes and seconds played
MIP%	MIP as percentage	No.	Jersey number	PPGA	Power play goals against
SHGA	Shorthanded goals against	SO	Shutouts (no GA in a game)	SOG	Shots on goal (G+SSG)
SVS	Saves	SVS%	SVS as percentage of total SOG		



Scoring Leaders

As of SAT 4 MAY 2019

Including Game #20

(Ranked by highest PTS/ highest G/ lowest GP)

Rank	Name	Gender	No.	Team	Pos.	GP	G	A	PTS	PIM	+/-
1	FARMER Declan	M	16	USA	F	5	7	7	14	0	+17
2	McGREGOR Tyler	M	8	CAN	F	5	6	7	13	4	+9
3	HABL Zdenek	M	82	CZE	F	6	3	10	13	6	+12
4	HICKEY Liam	M	23	CAN	D	5	8	4	12	0	+14
5	GEIER Michal	M	74	CZE	F	6	7	4	11	14	+12
6	BRIDGES Billy	M	18	CAN	F	5	4	6	10	0	+10
7	WALLACE Jack	M	8	USA	D	5	7	1	8	4	+9
8	CHO Byeong Seok	M	27	KOR	F	4	4	4	8	2	+1
9	ROYBAL Brody	M	4	USA	F	5	4	4	8	6	+8
10	LAVIN Zach	M	7	CAN	F	5	3	5	8	2	+9
10	PAULS Josh	M	27	USA	D	5	3	5	8	0	+13
12	ARMSTRONG Rob	M	6	CAN	D	5	2	6	8	2	+6
13	WESTLAKE Greg	M	12	CAN	F	5	3	4	7	0	+9
14	LEE Jong Kyung	M	28	KOR	F	6	2	5	7	4	-5
15	KUBES Pavel	M	29	CZE	D	6	5	1	6	4	+6
16	COZZOLINO Dominic	M	19	CAN	F	5	2	4	6	2	+9
17	DOUGLAS Christopher	M	17	USA	D	4	1	5	6	0	+8
18	KVOCH Tomas	M	21	CZE	D	6	1	5	6	2	+9
19	JUNG Seung Hwan	M	14	KOR	F	5	2	3	5	0	+1
20	INGVARSSON Niklas	M	3	SWE	D	3	4	0	4	4	-9
21	RAKOS Niklas	M	20	SWE	F	4	2	2	4	2	-7
22	LARCH Nils	M	11	ITA	F	5	2	2	4	0	+3
22	McDERMOTT Luke	M	13	USA	F	5	2	2	4	0	+4
22	ROMAN Rico	M	23	USA	F	5	2	2	4	2	+3
25	DEPAOLI Christoph	M	62	ITA	F	5	1	3	4	0	+3
26	BAKKE Audun	M	22	NOR	D	5	3	0	3	0	-13
26	GROVE Noah	M	22	USA	F	5	3	0	3	0	+11
26	KALEGARIS Sandro	M	9	ITA	F	5	3	0	3	8	+5
29	KODAMA Nao	M	70	JPN	F	4	2	1	3	0	-5
30	NOVOTNY Miroslav	M	18	CZE	F	6	2	1	3	4	+6
30	RAUL Jiri	M	75	CZE	F	6	2	1	3	6	0
30	SAFRANEK Zdenek	M	24	CZE	F	6	2	1	3	4	-2

Legend:					
A	Assists	D	Defence	F	Forward
G	Goals	GP	Number of games played	M	Male
No.	Jersey number	PIM	Penalties in minutes	Pos.	Position
PTS	Points	+/-	Plus/minus net		



Goal Scoring Leaders

As of SAT 4 MAY 2019

Including Game #20

(Ranked by highest G/ lowest GP)

Rank	Name	Gender	No.	Team	Pos.	GP	G	S	SG%	PPG	SHG	+/-
1	HICKEY Liam	M	23	CAN	D	5	8	15	53.33	3	1	+14
2	FARMER Declan	M	16	USA	F	5	7	30	23.33	1	2	+17
2	WALLACE Jack	M	8	USA	D	5	7	11	63.64	3	0	+9
4	GEIER Michal	M	74	CZE	F	6	7	18	38.89	2	2	+12
5	McGREGOR Tyler	M	8	CAN	F	5	6	24	25.00	0	0	+9
6	KUBES Pavel	M	29	CZE	D	6	5	16	31.25	0	1	+6
7	INGVARSSON Niklas	M	3	SWE	D	3	4	7	57.14	2	0	-9
8	CHO Byeong Seok	M	27	KOR	F	4	4	8	50.00	3	0	+1
9	BRIDGES Billy	M	18	CAN	F	5	4	11	36.36	0	0	+10
9	ROYBAL Brody	M	4	USA	F	5	4	15	26.67	0	1	+8
11	BAKKE Audun	M	22	NOR	D	5	3	15	20.00	1	0	-13
11	GROVE Noah	M	22	USA	F	5	3	6	50.00	0	0	+11
11	KALEGARIS Sandro	M	9	ITA	F	5	3	17	17.65	0	0	+5
11	LAVIN Zach	M	7	CAN	F	5	3	8	37.50	0	0	+9
11	PAULS Josh	M	27	USA	D	5	3	9	33.33	0	0	+13
11	WESTLAKE Greg	M	12	CAN	F	5	3	8	37.50	1	0	+9
17	HABL Zdenek	M	82	CZE	F	6	3	15	20.00	0	0	+12
18	KODAMA Nao	M	70	JPN	F	4	2	8	25.00	0	0	-5
18	RAKOS Niklas	M	20	SWE	F	4	2	9	22.22	1	0	-7
20	ANDREONI Alessandro	M	27	ITA	F	5	2	10	20.00	0	0	+4
20	ARMSTRONG Rob	M	6	CAN	D	5	2	6	33.33	0	0	+6
20	COZZOLINO Dominic	M	19	CAN	F	5	2	5	40.00	0	0	+9
20	JUNG Seung Hwan	M	14	KOR	F	5	2	11	18.18	0	0	+1
20	LARCH Nils	M	11	ITA	F	5	2	10	20.00	0	0	+3
20	LEHOUX Antoine	M	28	CAN	F	5	2	5	40.00	0	0	+2
20	McDERMOTT Luke	M	13	USA	F	5	2	6	33.33	0	0	+4
20	ROMAN Rico	M	23	USA	F	5	2	6	33.33	0	0	+3
28	KRUPICKA Zdenek	M	96	CZE	F	6	2	7	28.57	0	0	-2
28	LEE Jong Kyung	M	28	KOR	F	6	2	3	66.67	0	0	-5
28	NOVOTNY Miroslav	M	18	CZE	F	6	2	8	25.00	0	0	+6
28	RAUL Jiri	M	75	CZE	F	6	2	5	40.00	1	0	0
28	SAFRANEK Zdenek	M	24	CZE	F	6	2	10	20.00	0	0	-2

Legend:

D Defence	F Forward	G Goals	GP Number of games played
M Male	No. Jersey number	Pos. Position	PPG Power play goals
S Shots	SG% Percentage of goals from total shots	SHG Shorthanded goals	+/- Plus/minus net



Assist Leaders

As of SAT 4 MAY 2019
Including Game #20

(Ranked by highest A/ lowest GP)

Rank	Name	Gender	No.	Team	Pos.	GP	A	+/-
1	HABL Zdenek	M	82	CZE	F	6	10	+12
2	FARMER Declan	M	16	USA	F	5	7	+17
2	McGREGOR Tyler	M	8	CAN	F	5	7	+9
4	ARMSTRONG Rob	M	6	CAN	D	5	6	+6
4	BRIDGES Billy	M	18	CAN	F	5	6	+10
6	DOUGLAS Christopher	M	17	USA	D	4	5	+8
7	LAVIN Zach	M	7	CAN	F	5	5	+9
7	PAULS Josh	M	27	USA	D	5	5	+13
9	KVOCH Tomas	M	21	CZE	D	6	5	+9
9	LEE Jong Kyung	M	28	KOR	F	6	5	-5
11	CHO Byeong Seok	M	27	KOR	F	4	4	+1
12	COZZOLINO Dominic	M	19	CAN	F	5	4	+9
12	HICKEY Liam	M	23	CAN	D	5	4	+14
12	ROYBAL Brody	M	4	USA	F	5	4	+8
12	WESTLAKE Greg	M	12	CAN	F	5	4	+9
16	GEIER Michal	M	74	CZE	F	6	4	+12
17	DEPAOLI Christoph	M	62	ITA	F	5	3	+3
17	JUNG Seung Hwan	M	14	KOR	F	5	3	+1
19	CEDERSTAM Daniel	M	17	SWE	F	4	2	-7
19	DICKSON GYLLSTEN Maximilian	M	93	SWE	F	4	2	-10
19	KUMAGAI Masaharu	M	96	JPN	D	4	2	-7
19	McKEE Kevin	M	88	USA	F	4	2	+3
19	RAKOS Niklas	M	20	SWE	F	4	2	-7
24	CAVALIERE Gian Luca	M	6	ITA	D	5	2	+3
24	DEQUEBEC Ralph	M	3	USA	D	5	2	+9
24	HENRY Tyrone	M	5	CAN	D	5	2	+9
24	LARCH Nils	M	11	ITA	F	5	2	+3
24	LAROCQUE Dominic	M	31	CAN	GK	5	2	+9
24	McDERMOTT Luke	M	13	USA	F	5	2	+4
24	ROMAN Rico	M	23	USA	F	5	2	+3
24	VAERNES Morten	M	9	NOR	F	5	2	-11

Legend:

A	Assists	D	Defence	F	Forward	GP	Number of games played
M	Male	No.	Jersey number	Pos.	Position	+/-	Plus/minus net



Defencemen Scoring Leaders

As of SAT 4 MAY 2019

Including Game #20

(Ranked by highest PTS / highest G / lowest GP)

Rank	Name	Gender	No.	Team	GP	G	A	PTS	PIM	+/-
1	HICKEY Liam	M	23	CAN	5	8	4	12	0	+14
2	WALLACE Jack	M	8	USA	5	7	1	8	4	+9
3	PAULS Josh	M	27	USA	5	3	5	8	0	+13
4	ARMSTRONG Rob	M	6	CAN	5	2	6	8	2	+6
5	KUBES Pavel	M	29	CZE	6	5	1	6	4	+6
6	DOUGLAS Christopher	M	17	USA	4	1	5	6	0	+8
7	KVOCH Tomas	M	21	CZE	6	1	5	6	2	+9
8	INGVARSSON Niklas	M	3	SWE	3	4	0	4	4	-9
9	BAKKE Audun	M	22	NOR	5	3	0	3	0	-13
10	DOLEZAL Pavel	M	67	CZE	6	1	2	3	2	+2
10	JANG Dong Shin	M	20	KOR	6	1	2	3	6	-2
12	KUMAGAI Masaharu	M	96	JPN	4	0	2	2	4	-7
13	CAVALIERE Gian Luca	M	6	ITA	5	0	2	2	10	+3
13	DEQUEBEC Ralph	M	3	USA	5	0	2	2	0	+9
13	HENRY Tyrone	M	5	CAN	5	0	2	2	0	+9
16	CHO Young Jae	M	10	KOR	6	0	2	2	2	-11
16	CHOI Kwang Hyouk	M	9	KOR	6	0	2	2	4	-2
18	ISHII Hideaki	M	33	JPN	4	1	0	1	0	-2
18	SUDO Satoru	M	24	JPN	4	1	0	1	4	-8
20	CRANE Rod	M	2	CAN	5	1	0	1	0	+9
20	ENDERLE Alex	M	69	ITA	5	1	0	1	6	+2
20	MACRI Andrea	M	18	ITA	5	1	0	1	4	+1
23	CHOI Si Woo	M	97	KOR	6	1	0	1	6	-7
24	GOOLEY Colin	M	7	USA	3	0	1	1	0	+6
25	GEMMELL James	M	25	CAN	4	0	1	1	2	+9
25	NILSSON Peter	M	6	SWE	4	0	1	1	2	-9
25	NORDSTOGA Knut Andre	M	16	NOR	4	0	1	1	2	-10
28	KERSCHBAUMER Stefan	M	84	ITA	5	0	1	1	2	+2
28	KIM Young Sung	M	12	KOR	5	0	1	1	8	-10
28	RADICE Roberto	M	8	ITA	5	0	1	1	0	+1

Legend:

A	Assists	G	Goals	GP	Number of games played
M	Male	No.	Jersey number	PIM	Penalties in minutes
PTS	Points	+/-	Plus/minus net		

Face-off Leaders
As of SAT 4 MAY 2019
Including Game #20

(Ranked by highest FO%)

Rank	Name	Gender	No.	Team	Pos.	GP	FO+	FO-	FO+/-	FO%
1	FARMER Declan	M	16	USA	F	5	69	26	43	72.63
2	RAUL Jiri	M	75	CZE	F	6	19	10	9	65.52
3	WESTLAKE Greg	M	12	CAN	F	5	40	24	16	62.50
4	BRIDGES Billy	M	18	CAN	F	5	50	34	16	59.52
5	CEDERSTAM Daniel	M	17	SWE	F	4	10	7	3	58.82
6	LARCH Nils	M	11	ITA	F	5	60	50	10	54.55
7	YOSHIKAWA Mamoru	M	13	JPN	F	4	70	62	8	53.03
8	OISETH Ola	M	71	NOR	F	5	51	49	2	51.00
9	HABL Zdenek	M	82	CZE	F	6	64	62	2	50.79
10	RILEY Garrett	M	22	CAN	F	4	9	9	0	50.00
11	CHO Byeong Seok	M	27	KOR	F	4	30	31	-1	49.18
12	BOGLE Magnus	M	12	NOR	F	2	19	20	-1	48.72
13	SHIBA Taimei	M	16	JPN	F	4	26	29	-3	47.27
14	DEPAOLI Christoph	M	62	ITA	F	5	12	14	-2	46.15
14	SAFRANEK Zdenek	M	24	CZE	F	6	48	56	-8	46.15
16	RIVERA Tor Joakim	M	10	NOR	F	5	10	12	-2	45.45
17	JANG Jong Ho	M	55	KOR	F	6	56	68	-12	45.16
18	HARGIS Josh	M	40	USA	F	4	9	11	-2	45.00
19	ANDREONI Alessandro	M	27	ITA	F	5	24	33	-9	42.11
20	HEDBERG Christian	M	15	SWE	F	4	50	76	-26	39.68
21	ROMAN Rico	M	23	USA	F	5	16	25	-9	39.02
22	SMITH Corbyn	M	9	CAN	F	2	7	11	-4	38.89
23	RAKOS Niklas	M	20	SWE	F	4	14	23	-9	37.84
24	SCHROEDER Lena	F	29	NOR	F	5	4	17	-13	19.05

Note:
Average of four face-offs per game played required for ranking.

Legend:

F	Female / Forward	FO+	Face-offs won	FO-	Face-offs lost
FO+/-	Face-offs net	FO%	Face-offs won as percentage	GP	Number of games played
M	Male	No.	Jersey number	Pos.	Position



Plus-Minus Leaders

As of SAT 4 MAY 2019

Including Game #20

(Ranked by highest +/- / highest + /lowest GP)

Rank	Name	Gender	No.	Team	Pos.	GP	+	-	+/-
1	FARMER Declan	M	16	USA	F	5	17	0	+17
2	HICKEY Liam	M	23	CAN	D	5	18	4	+14
3	PAULS Josh	M	27	USA	D	5	14	1	+13
4	GEIER Michal	M	74	CZE	F	6	16	4	+12
4	HABL Zdenek	M	82	CZE	F	6	16	4	+12
6	GROVE Noah	M	22	USA	F	5	11	0	+11
7	BRIDGES Billy	M	18	CAN	F	5	12	2	+10
8	ZYCH Kyle	M	15	USA	F	5	10	0	+10
9	KVOCH Tomas	M	21	CZE	D	6	14	5	+9
10	LAVIN Zach	M	7	CAN	F	5	13	4	+9
10	McGREGOR Tyler	M	8	CAN	F	5	13	4	+9
12	COZZOLINO Dominic	M	19	CAN	F	5	12	3	+9
12	DEQUEBEC Ralph	M	3	USA	D	5	12	3	+9
12	WALLACE Jack	M	8	USA	D	5	12	3	+9
12	WESTLAKE Greg	M	12	CAN	F	5	12	3	+9
16	GEMMELL James	M	25	CAN	D	4	11	2	+9
17	HENRY Tyrone	M	5	CAN	D	5	11	2	+9
18	CRANE Rod	M	2	CAN	D	5	9	0	+9
19	ROYBAL Brody	M	4	USA	F	5	11	3	+8
20	DOUGLAS Christopher	M	17	USA	D	4	9	1	+8
21	KUBES Pavel	M	29	CZE	D	6	12	6	+6
22	ARMSTRONG Rob	M	6	CAN	D	5	9	3	+6
23	NOVOTNY Miroslav	M	18	CZE	F	6	9	3	+6
24	GOOLEY Colin	M	7	USA	D	3	7	1	+6
25	KAFMANN Stephan	M	10	ITA	F	5	8	3	+5
25	KALEGARIS Sandro	M	9	ITA	F	5	8	3	+5
27	WAGNER Karel	M	11	CZE	F	6	6	2	+4
28	RILEY Garrett	M	22	CAN	F	4	5	1	+4
29	ANDREONI Alessandro	M	27	ITA	F	5	5	1	+4
29	DODSON Travis	M	9	USA	F	5	5	1	+4
29	McDERMOTT Luke	M	13	USA	F	5	5	1	+4

Legend:

D	Defence	F	Forward	GP	Number of games played	M	Male
No.	Jersey number	Pos.	Position	+	Positive participation	-	Negative participation
+/-	Plus/minus net						

Most Penalised Players

As of SAT 4 MAY 2019

Including Game #20

(Ranked by highest PIM / lowest GP)

Rank	Name	Gender	No.	Team	Pos.	GP	PIM	2	5	10	GM	MP	PAVG
1	GEIER Michal	M	74	CZE	F	6	14	2	0	1	0	0	2:20
2	HEDBERG Christian	M	15	SWE	F	4	12	6	0	0	0	0	3:00
3	HAMRE Martin	M	20	NOR	D	5	12	6	0	0	0	0	2:24
4	CAVALIERE Gian Luca	M	6	ITA	D	5	10	5	0	0	0	0	2:00
5	HARGIS Josh	M	40	USA	F	4	8	4	0	0	0	0	2:00
5	PEDERSEN Rolf Einar	M	3	NOR	D	4	8	4	0	0	0	0	2:00
7	KALEGARIS Sandro	M	9	ITA	F	5	8	4	0	0	0	0	1:36
7	KIM Young Sung	M	12	KOR	D	5	8	4	0	0	0	0	1:36
9	ENDERLE Alex	M	69	ITA	D	5	6	3	0	0	0	0	1:12
9	ROYBAL Brody	M	4	USA	F	5	6	3	0	0	0	0	1:12
11	CHOI Si Woo	M	97	KOR	D	6	6	3	0	0	0	0	1:00
11	HABL Zdenek	M	82	CZE	F	6	6	3	0	0	0	0	1:00
11	JANG Dong Shin	M	20	KOR	D	6	6	3	0	0	0	0	1:00
11	RAUL Jiri	M	75	CZE	F	6	6	3	0	0	0	0	1:00
15	INGVARSSON Niklas	M	3	SWE	D	3	4	2	0	0	0	0	1:20
16	CEDERSTAM Daniel	M	17	SWE	F	4	4	2	0	0	0	0	1:00
16	DICKSON GYLLSTEN Maximilian	M	93	SWE	F	4	4	2	0	0	0	0	1:00
16	KUMAGAI Masaharu	M	96	JPN	D	4	4	2	0	0	0	0	1:00
16	MISAWA Eiji	M	25	JPN	D	4	4	2	0	0	0	0	1:00
16	RILEY Garrett	M	22	CAN	F	4	4	2	0	0	0	0	1:00
16	SUDO Satoru	M	24	JPN	D	4	4	2	0	0	0	0	1:00
16	YOSHIKAWA Mamoru	M	13	JPN	F	4	4	2	0	0	0	0	1:00
23	ANDREONI Alessandro	M	27	ITA	F	5	4	2	0	0	0	0	0:48
23	KAFMANN Stephan	M	10	ITA	F	5	4	2	0	0	0	0	0:48
23	MACRI Andrea	M	18	ITA	D	5	4	2	0	0	0	0	0:48
23	McGREGOR Tyler	M	8	CAN	F	5	4	2	0	0	0	0	0:48
23	WALLACE Jack	M	8	USA	D	5	4	2	0	0	0	0	0:48
28	CHOI Kwang Hyouk	M	9	KOR	D	6	4	2	0	0	0	0	0:40
28	KUBES Pavel	M	29	CZE	D	6	4	2	0	0	0	0	0:40
28	LEE Jong Kyung	M	28	KOR	F	6	4	2	0	0	0	0	0:40
28	LEE Ju Seung	M	21	KOR	F	6	4	2	0	0	0	0	0:40
28	NOVOTNY Miroslav	M	18	CZE	F	6	4	2	0	0	0	0	0:40
28	SAFRANEK Zdenek	M	24	CZE	F	6	4	2	0	0	0	0	0:40

Legend:

2 Two (2) minute penalties**D** Defence**GP** Games played**No.** Jersey number**Pos.** Position**5** Five (5) minute penalties**F** Forward**M** Male**PAVG** PIM (average) per game**10** Ten (10) minute penalties**GM** Game misconducts**MP** Match penalties**PIM** Penalties in minutes



Best Players Selected by the Directorate

Award	Number	Name	Gender	Team
Best Goalkeeper	31	LAROCQUE Dominic	M	CAN - Canada
Best Defenceman	23	HICKEY Liam	M	CAN - Canada
Best Forward	16	FARMER Declan	M	USA - USA

Legend:
M Male

**Best Player of the Game selected by the Team**

As of SAT 4 MAY 2019

Game No.	Home	Guest	Best Players		Best Players	
1	ITA	SWE	ITA: 27.	ANDREONI Alessandro	SWE: 17.	CEDERSTAM Daniel
2	KOR	NOR	KOR: 20.	JANG Dong Shin	NOR: 22.	BAKKE Audun
3	CZE	JPN	CZE: 1.	KUDELA Martin	JPN: 25.	MISAWA Eiji
4	CAN	USA	CAN: 12.	WESTLAKE Greg	USA: 22.	GROVE Noah
5	JPN	ITA	JPN: 70.	KODAMA Nao	ITA: 5.	PLANKER Florian
6	NOR	CAN	NOR: 20.	HAMRE Martin	CAN: 23.	HICKEY Liam
7	USA	KOR	USA: 27.	PAULS Josh	KOR: 28.	LEE Jong Kyung
8	SWE	CZE	SWE: 5.	NILSSON Ulf	CZE: 21.	KVOCH Tomas
9	SWE	JPN	SWE: 6.	NILSSON Peter	JPN: 13.	YOSHIKAWA Mamoru
10	CAN	KOR	CAN: 7.	LAVIN Zach	KOR: 12.	KIM Young Sung
11	USA	NOR	USA: 13.	McDERMOTT Luke	NOR: 16.	NORDSTOGA Knut Andre
12	ITA	CZE	ITA: 62.	DEPAOLI Christoph	CZE: 74.	GEIER Michal
13	JPN	SWE	JPN: 24.	SUDO Satoru	SWE: 3.	INGVARSSON Niklas
14	KOR	ITA	KOR: 9.	CHOI Kwang Hyouk	ITA: 1.	STILLITANO Santino
15	NOR	CZE	NOR: 39.	GROELINE Johan	CZE: 82.	HABL Zdenek
16	NOR	ITA	NOR: 9.	VAERNES Morten	ITA: 66.	PAROLIN Emanuele
17	CAN	KOR	CAN: 8.	McGREGOR Tyler	KOR: 97.	CHOI Si Woo
18	USA	CZE	USA: 8.	WALLACE Jack	CZE: 18.	NOVOTNY Miroslav
19	KOR	CZE	KOR: 27.	CHO Byeong Seok	CZE: 6.	VAPENKA Michal
20	USA	CAN	USA: 16.	FARMER Declan	CAN: 31.	LAROCQUE Dominic



Best Players Selected by the Directorate

Award	Number	Name	Gender	Team
Best Goalkeeper	31	LAROCQUE Dominic	M	CAN - Canada
Best Defenceman	23	HICKEY Liam	M	CAN - Canada
Best Forward	16	FARMER Declan	M	USA - USA

Legend:
M Male



Media All Stars
As of SUN 5 MAY 2019

Position	Number	Name	Team
Most Valuable Player (MVP)	74	GEIER Michal	CZE - Czech Republic