

**Competition Schedule**

As of MON 11 NOV 2019

Date	Start Time	Game	Location
SUN 17 NOV	11:00	* Round Robin, Game 1 SVK vs GBR	P09 Eissporthalle
	15:00	* Round Robin, Game 2 RUS vs POL	P09 Eissporthalle
	19:00	* Round Robin, Game 3 CHN vs GER	P09 Eissporthalle
MON 18 NOV	11:00	* Round Robin, Game 4 RUS vs GBR	P09 Eissporthalle
	15:00	* Round Robin, Game 5 SVK vs CHN	P09 Eissporthalle
	19:00	* Round Robin, Game 6 POL vs GER	P09 Eissporthalle
TUE 19 NOV	11:00	* Round Robin, Game 7 SVK vs RUS	P09 Eissporthalle
	15:00	* Round Robin, Game 8 POL vs CHN	P09 Eissporthalle
	19:00	* Round Robin, Game 9 GER vs GBR	P09 Eissporthalle
THU 21 NOV	11:00	* Round Robin, Game 10 GBR vs POL	P09 Eissporthalle
	15:00	* Round Robin, Game 11 CHN vs RUS	P09 Eissporthalle
	19:00	* Round Robin, Game 12 GER vs SVK	P09 Eissporthalle
FRI 22 NOV	11:00	* Round Robin, Game 13 GBR vs CHN	P09 Eissporthalle
	15:00	* Round Robin, Game 14 SVK vs POL	P09 Eissporthalle
	19:00	* Round Robin, Game 15 GER vs RUS	P09 Eissporthalle

## Tournament Progress

As of FRI 22 NOV 2019

Rank	Team	GP	W	OTW	OTL	L	GDF	GF:GA	PTS
1	RUS	5	5	0	0	0	+73	74 : 1	15
2	SVK	5	3	1	0	1	+17	29 : 12	11
3	CHN	5	3	0	0	2	+34	40 : 6	9
4	GER	5	2	0	1	2	+15	31 : 16	7
5	POL	5	1	0	0	4	-67	3 : 70	3
6	GBR	5	0	0	0	5	-72	3 : 75	0

Game	Group	Date	Time	Teams	Results	1	2	3	OT	PSS	Venue
1		SUN 17 NOV	11:00 GMT+1	SVK - GBR	14 - 1	2 - 0	6 - 0	6 - 1			P09 Eissporthalle
2		SUN 17 NOV	15:00 GMT+1	RUS - POL	27 - 0	7 - 0	9 - 0	11 - 0			P09 Eissporthalle
3		SUN 17 NOV	19:00 GMT+1	CHN - GER	4 - 1	2 - 0	1 - 1	1 - 0			P09 Eissporthalle
4		MON 18 NOV	11:00 GMT+1	RUS - GBR	25 - 0	7 - 0	8 - 0	10 - 0			P09 Eissporthalle
5		MON 18 NOV	15:00 GMT+1	SVK - CHN	2 - 1	1 - 1	0 - 0	1 - 0			P09 Eissporthalle
6		MON 18 NOV	19:00 GMT+1	POL - GER	0 - 13	0 - 5	0 - 6	0 - 2			P09 Eissporthalle
7		TUE 19 NOV	11:00 GMT+1	SVK - RUS	0 - 9	0 - 1	0 - 3	0 - 5			P09 Eissporthalle
8		TUE 19 NOV	15:00 GMT+1	POL - CHN	0 - 17	0 - 3	0 - 4	0 - 10			P09 Eissporthalle
9		TUE 19 NOV	19:00 GMT+1	GER - GBR	16 - 0	5 - 0	8 - 0	3 - 0			P09 Eissporthalle
10		THU 21 NOV	11:00 GMT+1	GBR - POL	2 - 3	2 - 2	0 - 0	0 - 1			P09 Eissporthalle
11		THU 21 NOV	15:00 GMT+1	CHN - RUS	1 - 3	0 - 2	0 - 0	1 - 1			P09 Eissporthalle
12		THU 21 NOV	19:00 GMT+1	GER - SVK	1 - 2	1 - 0	0 - 1	0 - 0	0 - 1		P09 Eissporthalle
13		FRI 22 NOV	11:00 GMT+1	GBR - CHN	0 - 17	0 - 7	0 - 3	0 - 7			P09 Eissporthalle
14		FRI 22 NOV	15:00 GMT+1	SVK - POL	11 - 0	2 - 0	5 - 0	4 - 0			P09 Eissporthalle
15		FRI 22 NOV	19:00 GMT+1	GER - RUS	0 - 10	0 - 2	0 - 5	0 - 3			P09 Eissporthalle

### Note:

Rank within each group is based on points. For tie-break rules see 'Competition Format and Rules'.

### Legend:

<b>1</b> 1st period	<b>2</b> 2nd period	<b>3</b> 3rd period	<b>GA</b> Goals against	<b>GDF</b> Goal difference
<b>GF</b> Goals for	<b>GP</b> Games played	<b>PSS</b> Penalty shot shootout	<b>L</b> Losses	<b>OT</b> Overtime
<b>OTL</b> Overtime loss	<b>OTW</b> Overtime win	<b>PTS</b> Points	<b>W</b> Wins	

**Competition Officials**

As of FRI 15 NOV 2019

Function	No. Name	NOC
<b>On-Ice Officials</b>		
Referee	ESPOSITO Bobby	USA - USA
	FERGENBAUM Matt	CAN - Canada
	GERMANY-WALD Alex	USA - USA
	GRUMSEN Jacob	DEN - Denmark
Linesman	FAZEKAS Tibor	SRB - Serbia
	HUS Igor	SVK - Slovakia
	LONNQVIST Tom	FIN - Finland
	NEDELJKOVIC Ivan	SRB - Serbia
	NITTYLA Lari	FIN - Finland
	NOTHEGGER David	AUT - Austria
	RUNDSTROM Tony	SWE - Sweden
	SOS Zoltan	HUN - Hungary
<b>Off-Ice Officials</b>		
Tournament Chairman	MUELHOFER Veronika	AUT - Austria
Referee Supervisor	HANSSON Joel	SWE - Sweden
Result Manager	RISSANEN Heli	FIN - Finland

**Note:**

Officials data may be updated until start of competition

# Game Officials Assignment

As of FRI 22 NOV 2019

G	Teams	Venue	Date Time	On-ice Officials	Supervisors	Others
1	SVK - GBR Colour: (white) (blue) Bench: (right) (left)	EIS	SUN 17 NOV 11:00	Ref GERMANY-WALD A (USA) SBR FERGENBAUM M (CAN) LM LONNQVIST T (FIN) LM NITTYLA L (FIN)	GS WOOD I (GER) RS HANSSON J (SWE)	SK SCHMELZEISEN J (GER) TK STOLP M (GER)
2	RUS - POL Colour: (red) (white) Bench: (right) (left)	EIS	SUN 17 NOV 15:00	Ref ESPOSITO B (USA) SBR FERGENBAUM M (CAN) LM FAZEKAS T (SRB) LM SOS Z (HUN)	GS DRAB M (SVK) RS HANSSON J (SWE)	SK SCHMELZEISEN J (GER) TK STOLP M (GER)
3	CHN - GER Colour: (red) (black) Bench: (left) (right)	EIS	SUN 17 NOV 19:00	Ref GRUMSEN J (DEN) SBR GERMANY-WALD A (USA) LM NOTHEGGER D (AUT) LM RUNDSTROM T (SWE)	GS WOZNY T (POL) RS HANSSON J (SWE)	SK SCHMELZEISEN J (GER) TK STOLP M (GER)
4	RUS - GBR Colour: (red) (white) Bench: (right) (left)	EIS	MON 18 NOV 11:00	Ref ESPOSITO B (USA) SBR GRUMSEN J (DEN) LM FAZEKAS T (SRB) LM HUS I (SVK)	GS YAO BH (CHN) RS HANSSON J (SWE)	SK SCHMELZEISEN J (GER) TK STOLP M (GER)
5	SVK - CHN Colour: (white) (red) Bench: (right) (left)	EIS	MON 18 NOV 15:00	Ref FERGENBAUM M (CAN) SBR GRUMSEN J (DEN) LM NEDELJKOVIC I (SRB) LM RUNDSTROM T (SWE)	GS OFFERS I (GBR) RS HANSSON J (SWE)	SK SCHMELZEISEN J (GER) TK STOLP M (GER)
6	POL - GER Colour: (red) (black) Bench: (left) (right)	EIS	MON 18 NOV 19:00	Ref GERMANY-WALD A (USA) SBR ESPOSITO B (USA) LM LONNQVIST T (FIN) LM NOTHEGGER D (AUT)	GS SIMAKIN M (RUS) RS HANSSON J (SWE)	SK SCHMELZEISEN J (GER) TK STOLP M (GER)
7	SVK - RUS Colour: (white) (red) Bench: (left) (right)	EIS	TUE 19 NOV 11:00	Ref GRUMSEN J (DEN) SBR GERMANY-WALD A (USA) LM NITTYLA L (FIN) LM SOS Z (HUN)	GS WOZNY T (POL) RS HANSSON J (SWE)	SK SCHMELZEISEN J (GER) TK STOLP M (GER)
8	POL - CHN Colour: (red) (yellow) Bench: (right) (left)	EIS	TUE 19 NOV 15:00	Ref ESPOSITO B (USA) SBR GERMANY-WALD A (USA) LM HUS I (SVK) LM LONNQVIST T (FIN)	GS WOOD I (GER) RS HANSSON J (SWE)	SK SCHMELZEISEN J (GER) TK STOLP M (GER)
9	GER - GBR Colour: (white) (blue) Bench: (right) (left)	EIS	TUE 19 NOV 19:00	Ref FERGENBAUM M (CAN) SBR GRUMSEN J (DEN) LM NEDELJKOVIC I (SRB) LM NOTHEGGER D (AUT)	GS DRAB M (SVK) RS HANSSON J (SWE)	SK SCHMELZEISEN J (GER) TK STOLP M (GER)





# Ice Hockey

## Mixed

G	Teams	Venue	Date Time	On-ice Officials	Supervisors	Others
10	GBR - POL Colour: (white) (red) Bench: (left) (right)	EIS	THU 21 NOV 11:00	Ref FERGENBAUM M (CAN) SBR ESPOSITO B (USA) LM HUS I (SVK) LM RUNDSTROM T (SWE)	GS YAO BH (CHN) RS HANSSON J (SWE)	SK SCHMELZEISEN J (GER) TK STOLP M (GER)
11	CHN - RUS Colour: (yellow) (red) Bench: (left) (right)	EIS	THU 21 NOV 15:00	Ref GRUMSEN J (DEN) SBR ESPOSITO B (USA) LM FAZEKAS T (SRB) LM NEDELJKOVIC I (SRB)	GS OFFERS I (GBR) RS HANSSON J (SWE)	SK SCHMELZEISEN J (GER) TK STOLP M (GER)
12	GER - SVK Colour: (white) (blue) Bench: (right) (left)	EIS	THU 21 NOV 19:00	Ref GERMANY-WALD A (USA) SBR GRUMSEN J (DEN) LM NITTYLA L (FIN) LM SOS Z (HUN)	GS SIMAKIN M (RUS) RS HANSSON J (SWE)	SK SCHMELZEISEN J (GER) TK STOLP M (GER)
13	GBR - CHN Colour: (blue) (yellow) Bench: (left) (right)	EIS	FRI 22 NOV 11:00	Ref GERMANY-WALD A (USA) SBR GRUMSEN J (DEN) LM HUS I (SVK) LM LONNQVIST T (FIN)	GS DRAB M (SVK) RS HANSSON J (SWE)	SK SCHMELZEISEN J (GER) TK STOLP M (GER)
14	SVK - POL Colour: (white) (red) Bench: (right) (left)	EIS	FRI 22 NOV 15:00	Ref FERGENBAUM M (CAN) SBR GRUMSEN J (DEN) LM RUNDSTROM T (SWE) LM SOS Z (HUN)	GS SIMAKIN M (RUS) RS HANSSON J (SWE)	SK SCHMELZEISEN J (GER) TK STOLP M (GER)
15	GER - RUS Colour: (black) (red) Bench: (left) (right)	EIS	FRI 22 NOV 19:00	Ref ESPOSITO B (USA) SBR FERGENBAUM M (CAN) LM NITTYLA L (FIN) LM NOTHEGGER D (AUT)	GS OFFERS I (GBR) RS HANSSON J (SWE)	SK SCHMELZEISEN J (GER) TK STOLP M (GER)

<b>Legend:</b>			
<b>EIS</b>	P09 Eissporthalle	<b>G</b>	Game number
<b>Ref</b>	Referee	<b>RS</b>	Referee supervisor
<b>TK</b>	Timekeeper	<b>GS</b>	Game supervisor
		<b>SBR</b>	Standby referee
		<b>LM</b>	Linesman
		<b>SK</b>	Scorekeeper

**Team Roster**

As of SAT 16 NOV 2019

Initial Registration 16 NOV 2019

**CHN - China**

No.	Name	Pos.	Gender	Date of Birth	Club	Registration *
1	WANG Wei	GK	M	21 SEP 1994	NPC China, (CHN)	
5	BAI Xue Song	F	M	10 JUN 1992	NPC China, (CHN)	
7	XU Jin Qiang	D	M	6 MAR 1990	NPC China, (CHN)	
8	WANG Zhi Dong	F	M	15 JUL 2000	NPC China, (CHN)	
10	LI Zhen Yang	D	M	8 OCT 1991	NPC China, (CHN)	
12	CHE Hang	F	M	25 DEC 1997	NPC China, (CHN)	
15	SONG Xiao Dong	F	M	1 NOV 1997	NPC China, (CHN)	
16	GUO Xi Zhu	F	M	17 MAR 1990	NPC China, (CHN)	
17	SHEN Yi Feng	F	M	22 APR 1998	NPC China, (CHN)	
18	WANG Ju Jiang	F	M	15 JUL 1996	NPC China, (CHN)	
19	ZHANG Zheng	F	M	28 JUL 1998	NPC China, (CHN)	
20	JI Yan Zhao	GK	M	29 SEP 1990	NPC China, (CHN)	
22	HU Guang Jian	D	M	27 JAN 1997	NPC China, (CHN)	
23	CUI Yo Tao	F	M	16 SEP 1985	NPC China, (CHN)	
24	ZHU Zhan Fu	D	M	19 DEC 1999	NPC China, (CHN)	
28	TIAN Jin Tao	F	M	9 OCT 2002	NPC China, (CHN)	
30	QIU Dian Peng	F	M	17 DEC 2002	NPC China, (CHN)	

Average Age: 24

**Total:** 15 players and 2 goalkeepers**Team Officials:**

Function	Name	Citizenship	Date of Birth
<b>Team Head Coach:</b>	SHARSHUKOV Nikolay	CHN	13 AUG 1960
<b>Team Assistant Coach:</b>	LI Feng	CHN	13 MAR 1972
<b>Team Assistant Coach:</b>	YIN Ji Wu	CHN	6 OCT 1957
<b>Team General Manager:</b>	WANG Jian Bin	CHN	30 NOV 1960
<b>Team General Manager:</b>	ZHANG Jun Jie	CHN	17 MAR 1963
<b>Team Equipment Manager:</b>	CHE Yu Bin	CHN	27 DEC 1995
<b>Team Doctor:</b>	HU Xiao Han	CHN	16 JAN 1987
<b>Team Staff:</b>	YAO Bao Hua	CHN	15 MAY 1979

**Note:**

\* Registration date of single players is only shown when different from Initial Registration date

**Legend:**

<b>D</b> Defence	<b>F</b> Forward	<b>GK</b> Goalkeeper	<b>M</b> Male
<b>No.</b> Jersey number	<b>Pos.</b> Position		



## Team Roster

REVISED

21 NOV 8:44

As of THU 21 NOV 2019

Initial Registration 16 NOV 2019

## GBR - Great Britain

No.	Name	Pos.	Gender	Date of Birth	Club	Registration *
4	WOOLLIAS Matt	F	M	16 DEC 1988	Sheffield Steelkings, (GBR)	
5	CLARKSON Matt	D	M	10 SEP 1985	Sheffield Steelkings, (GBR)	
6	NICHOLSON Karl	F	M	5 MAR 1974	Manchester Phoenix, (GBR)	
9	CHRISTOPHER Tyler	F	M	3 JUN 1984	Cardiff Huskies, (GBR)	
13	LAHAN Dean	D	M	25 JUL 1997	Manchester Phoenix, (GBR)	
14	BOOTH Anthony	F	M	3 JAN 1977	Manchester Phoenix, (GBR)	
20	HACKWORTH Bryan	GK	M	10 MAY 1988	Sheffield Steelkings, (GBR)	
22	le GALLOUDEC Jonathon	D	M	28 OCT 1980	Cardiff Huskies, (GBR)	
28	COLQUITT Mark	D	M	20 JUL 1980	Sheffield Steelkings, (GBR)	
94	QUINN Martin	GK	M	7 JUN 1994	Peterborough Phantoms, (GBR)	

Average Age: 34

Total: 8 players and 2 goalkeepers

## Team Officials:

Function	Name	Citizenship	Date of Birth
Team Head Coach:	OFFERS Ian	GBR	18 JUL 1968
Team Assistant Coach:	ASSINCK Peggy	GBR	8 MAY 1983
Team General Manager:	PACKWOOD Shirley	GBR	10 MAR 1960

## Note:

\* Registration date of single players is only shown when different from Initial Registration date

## Legend:

<b>D</b> Defence	<b>F</b> Forward	<b>GK</b> Goalkeeper	<b>M</b> Male
<b>No.</b> Jersey number	<b>Pos.</b> Position		

Revised to change jersey number for le GALLOUDEC to #22

## Team Roster

As of SAT 16 NOV 2019

Initial Registration 16 NOV 2019

### GER - Germany

No.	Name	Pos.	Gender	Date of Birth	Club	Registration *
3	DISVELD Bas	F	M	1 MAR 1976	Westerstars Bremen, (GER)	
4	KRUEGER Nils	D	M	29 AUG 1995	Wiehl Penguins, (GER)	
6	RAEDLER Hugo	D	M	7 DEC 1978	ESV Dachau Woodpeckers, (GER)	
7	BENTZEN Finn	F	M	26 FEB 2001	Westerstars Bremen, (GER)	
11	WOLFF Jacob	F	M	19 JAN 1978	Westerstars Bremen, (GER)	
12	JASTER Christian	D	M	15 OCT 1985	Wiehl Penguins, (GER)	
15	BRZOSKA Klaus	GK	M	3 DEC 1971	Westerstars Bremen, (GER)	
22	MUEHLHANS Veit	F	M	10 OCT 1996	ESV Dachau Woodpeckers, (GER)	
33	KUHLLAUENSTEIN Ingo	F	M	20 MAY 1992	Kamen Barbarians, (GER)	
43	HERING Bernhard	F	M	20 FEB 1992	Cardinals Dresden, (GER)	
47	KUNST Simon	GK	M	3 AUG 1986	Ice Lions Langenhagen, (GER)	
52	PABST Robert	D	M	26 MAR 1975	Cardinals Dresden, (GER)	
69	SKLORZ Lucas	D	M	22 OCT 1995	Kamen Barbarians, (GER)	
77	WEDDE Joerg	F	M	18 AUG 1965	Ice Lions Langenhagen, (GER)	
83	PILZ Christian	D	M	21 MAY 1983	Cardinals Dresden, (GER)	
97	SCHRADER Felix	F	M	1 MAR 1997	Ice Lions Langenhagen, (GER)	

Average Age: 34

**Total:** 14 players and 2 goalkeepers

#### Team Officials:

Function	Name	Citizenship	Date of Birth
<b>Team Head Coach:</b>	POKORNY Andreas	GER	18 JUN 1968
<b>Team Assistant Coach:</b>	GURSINKSY Michael	GER	12 SEP 1968
<b>Team Assistant Coach:</b>	POKORNY Luca	GER	10 DEC 1998
<b>Team Assistant Coach:</b>	BENTZEN Diana	GER	21 JUN 1977
<b>Team General Manager:</b>	WOOD Ian	GER	10 FEB 1964
<b>Team Equipment Manager:</b>	NASSAUER Erich	GER	4 NOV 1939
<b>Team Doctor:</b>	KABA Senoussi	GER	31 MAR 1975
<b>Team Physiotherapist:</b>	NOURIVAZIRI Mehdi	GER	16 SEP 1980

#### Note:

\* Registration date of single players is only shown when different from Initial Registration date

#### Legend:

**D** Defence      **F** Forward      **GK** Goalkeeper      **M** Male  
**No.** Jersey number      **Pos.** Position

**Team Roster**

As of SAT 16 NOV 2019

Initial Registration 16 NOV 2019

**POL - Poland**

No.	Name	Pos.	Gender	Date of Birth	Club	Registration *
4	FLIS Sylwester	D	M	20 JUN 1974	IKS Atak Elblag, (POL)	
10	KARTOSZ Sebastian	D	M	30 JUN 1973	IKS Atak Elblag, (POL)	
16	DRAPALA Radoslaw	F	M	10 MAR 1994	IKS Atak Elblag, (POL)	
18	HAK Szymon	F	M	3 APR 2003	IKS Atak Elblag, (POL)	
19	MLYNARCZYK Andrzej	GK	M	24 AUG 1958	IKS Atak Elblag, (POL)	
20	SEKULSKI Krzysztof	GK	M	31 AUG 1981	IKS Atak Elblag, (POL)	
28	ZIELINSKI Mariusz	F	M	2 SEP 1978	IKS Atak Elblag, (POL)	
68	MURAWSKI Mateusz	F	M	27 APR 2001	IKS Atak Elblag, (POL)	
77	CIULA Lukasz	F	M	21 JUL 1981	IKS Atak Elblag, (POL)	
87	HEBDA Marcin	F	M	3 MAY 1981	IKS Atak Elblag, (POL)	

Average Age: 37

**Total:** 8 players and 2 goalkeepers**Team Officials:**

Function	Name	Citizenship	Date of Birth
<b>Team Head Coach:</b>	WOZNY Tomasz	POL	9 APR 1972
<b>Team Equipment Manager:</b>	HAK Leszek	POL	6 AUG 1973
<b>Team Equipment Manager:</b>	SZARWARK Jan	POL	11 DEC 1958
<b>Team Doctor:</b>	SZULFER Malgorzata	POL	6 JAN 1964

**Note:**

\* Registration date of single players is only shown when different from Initial Registration date

**Legend:**

<b>D</b> Defence	<b>F</b> Forward	<b>GK</b> Goalkeeper	<b>M</b> Male
<b>No.</b> Jersey number	<b>Pos.</b> Position		

**Team Roster**

As of SAT 16 NOV 2019

Initial Registration 16 NOV 2019

**RUS - Russia**

No.	Name	Pos.	Gender	Date of Birth	Club	Registration *
1	PLOTNIKOV Evgenii	GK	M	19 JUN 1980	Yugra, (RUS)	
4	EREMIN Aleksei	D	M	4 JUL 1993	Yastreby, (RUS)	
5	VARLAKOV Vasili	D	M	30 JUL 1985	Yugra, (RUS)	
6	MIACHIN Mikhail	D	M	18 AUG 2001	Yugra, (RUS)	
7	SEVERIN Roman	F	M	21 JAN 1989	Moscow Team, (RUS)	
8	LISOV Dmitrii	F	M	23 OCT 1990	Fenix, (RUS)	
9	KHAMZIN Airat	F	M	26 MAY 2001	Fenix, (RUS)	
10	MALETSKIY Igor	F	M	27 FEB 1994	Moscow Team, (RUS)	
13	SHIKHOV Konstantin	F	M	7 AUG 1984	Yugra, (RUS)	
15	GALKIN Dmitrii	D	M	27 JUN 1988	Udmurtia, (RUS)	
18	SOKOLOV Andrey	F	M	3 AUG 1986	Yugra, (RUS)	
19	KUZNETSOV Ivan	D	M	16 JAN 1986	Fenix, (RUS)	
20	KAMANTSEV Vladimir	GK	M	12 MAY 1979	Udmurtia, (RUS)	
21	PETROV Evgenii	F	M	19 FEB 1990	Fenix, (RUS)	
22	TERENTEV Nikolai	F	M	21 MAR 1996	Yugra, (RUS)	
23	VOLKOV Ilia	F	M	4 SEP 1985	Yugra, (RUS)	
28	KUZMINYKH Maksim	F	M	2 SEP 1985	Fenix, (RUS)	

Average Age: 30

**Total:** 15 players and 2 goalkeepers**Team Officials:**

Function	Name	Citizenship	Date of Birth
<b>Team Head Coach:</b>	BATYRSHIN Ruslan	RUS	19 FEB 1975
<b>Team Assistant Coach:</b>	LARIONOV Aleksandr	RUS	21 FEB 1970
<b>Team General Manager:</b>	SIMAKIN Mikhail	RUS	24 OCT 1986
<b>Team Equipment Manager:</b>	ZAVYALOV Alexander	RUS	16 AUG 1950
<b>Team Doctor:</b>	OVSYANNIKOVA Irina	RUS	5 FEB 1963
<b>Team Physiotherapist:</b>	KOT Andrei	RUS	14 MAR 1991

**Note:**

\* Registration date of single players is only shown when different from Initial Registration date

**Legend:**

<b>D</b> Defence	<b>F</b> Forward	<b>GK</b> Goalkeeper	<b>M</b> Male
<b>No.</b> Jersey number	<b>Pos.</b> Position		

**Team Roster**

As of SAT 16 NOV 2019

Initial Registration 16 NOV 2019

**SVK - Slovakia**

No.	Name	Pos.	Gender	Date of Birth	Club	Registration *
5	KASCAK Peter	D	M	1 MAR 1982	MHK Dolny Kubin, (SVK)	
6	RAUS Ales	F	M	29 JUN 1983	SHK Lapp Zlin, (CZE)	
7	STASAK Miroslav	F	M	2 OCT 1985	SOHO Kohouti Olomouc, (CZE)	
10	STIT Peter	D	M	19 JUN 1974	SHK Lapp Zlin, (CZE)	
11	LIGDA Marian	F	M	11 JUN 1979	SHK Lapp Zlin, (CZE)	
15	FOJTIK Erik	F	M	7 MAY 1972	HC Studenka, (CZE)	
18	LEPACEK Eduard	GK	M	18 MAR 1994	SOHO Kohouti Olomouc, (CZE)	
21	PASTUCHA Miroslav	GK	M	28 APR 1985	Bencont Dolny Kubin, (SVK)	
22	KORMAN David	F	M	16 APR 1998	SOHO Kohouti Olomouc, (CZE)	
25	JOPPA Martin	F	M	2 MAY 1997	SHK Lapp Zlin, (CZE)	
44	TURIC Robert	F	M	19 APR 1971	SHK Lapp Zlin, (CZE)	
45	VECEREK Milos	F	M	6 SEP 1995	SOHO Kohouti Olomouc, (CZE)	
66	FERENCIK Slavomir	D	M	12 SEP 1979	SOHO Kohouti Olomouc, (CZE)	

Average Age: 35

**Total:** 11 players and 2 goalkeepers**Team Officials:**

Function	Name	Citizenship	Date of Birth
<b>Team Head Coach:</b>	BIELECKA Radoslav	SVK	18 SEP 1974
<b>Team Assistant Coach:</b>	DRAB Miroslav	SVK	24 JUN 1979
<b>Team Equipment Manager:</b>	GRANATIER Andrej	SVK	27 JUN 1991
<b>Team Physiotherapist:</b>	SOS Martin	SVK	2 NOV 1972
<b>Team Physiotherapist:</b>	KRSAKOVA Zuzana	SVK	24 NOV 1995
<b>Team Physiotherapist:</b>	ONDECKOVA Veronika	SVK	8 FEB 1973
<b>Team Media Manager:</b>	VEGH Roman	SVK	23 JAN 1966

**Note:**

\* Registration date of single players is only shown when different from Initial Registration date

**Legend:**

<b>D</b> Defence	<b>F</b> Forward	<b>GK</b> Goalkeeper	<b>M</b> Male
<b>No.</b> Jersey number	<b>Pos.</b> Position		



**Ice Hockey**  
**Mixed**  
**Round Robin**

## Tournament Progress

As of FRI 22 NOV 2019

Rank	Team	GP	W	OTW	OTL	L	GDF	GF:GA	PTS
1	RUS	5	5	0	0	0	+73	74 : 1	15
2	SVK	5	3	1	0	1	+17	29 : 12	11
3	CHN	5	3	0	0	2	+34	40 : 6	9
4	GER	5	2	0	1	2	+15	31 : 16	7
5	POL	5	1	0	0	4	-67	3 : 70	3
6	GBR	5	0	0	0	5	-72	3 : 75	0

Game	Group	Date	Time	Teams	Results	1	2	3	OT	PSS	Venue
1		SUN 17 NOV	11:00 GMT+1	SVK - GBR	14 - 1	2 - 0	6 - 0	6 - 1			P09 Eissporthalle
2		SUN 17 NOV	15:00 GMT+1	RUS - POL	27 - 0	7 - 0	9 - 0	11 - 0			P09 Eissporthalle
3		SUN 17 NOV	19:00 GMT+1	CHN - GER	4 - 1	2 - 0	1 - 1	1 - 0			P09 Eissporthalle
4		MON 18 NOV	11:00 GMT+1	RUS - GBR	25 - 0	7 - 0	8 - 0	10 - 0			P09 Eissporthalle
5		MON 18 NOV	15:00 GMT+1	SVK - CHN	2 - 1	1 - 1	0 - 0	1 - 0			P09 Eissporthalle
6		MON 18 NOV	19:00 GMT+1	POL - GER	0 - 13	0 - 5	0 - 6	0 - 2			P09 Eissporthalle
7		TUE 19 NOV	11:00 GMT+1	SVK - RUS	0 - 9	0 - 1	0 - 3	0 - 5			P09 Eissporthalle
8		TUE 19 NOV	15:00 GMT+1	POL - CHN	0 - 17	0 - 3	0 - 4	0 - 10			P09 Eissporthalle
9		TUE 19 NOV	19:00 GMT+1	GER - GBR	16 - 0	5 - 0	8 - 0	3 - 0			P09 Eissporthalle
10		THU 21 NOV	11:00 GMT+1	GBR - POL	2 - 3	2 - 2	0 - 0	0 - 1			P09 Eissporthalle
11		THU 21 NOV	15:00 GMT+1	CHN - RUS	1 - 3	0 - 2	0 - 0	1 - 1			P09 Eissporthalle
12		THU 21 NOV	19:00 GMT+1	GER - SVK	1 - 2	1 - 0	0 - 1	0 - 0	0 - 1		P09 Eissporthalle
13		FRI 22 NOV	11:00 GMT+1	GBR - CHN	0 - 17	0 - 7	0 - 3	0 - 7			P09 Eissporthalle
14		FRI 22 NOV	15:00 GMT+1	SVK - POL	11 - 0	2 - 0	5 - 0	4 - 0			P09 Eissporthalle
15		FRI 22 NOV	19:00 GMT+1	GER - RUS	0 - 10	0 - 2	0 - 5	0 - 3			P09 Eissporthalle

**Note:**

Rank within each group is based on points. For tie-break rules see 'Competition Format and Rules'.

**Legend:**

<b>1</b> 1st period	<b>2</b> 2nd period	<b>3</b> 3rd period	<b>GA</b> Goals against	<b>GDF</b> Goal difference
<b>GF</b> Goals for	<b>GP</b> Games played	<b>PSS</b> Penalty shot shootout	<b>L</b> Losses	<b>OT</b> Overtime
<b>OTL</b> Overtime loss	<b>OTW</b> Overtime win	<b>PTS</b> Points	<b>W</b> Wins	





## Game Roster

As of SUN 17 NOV 2019

### SVK - GBR

**Referee**

GERMANY-WALD Alex (USA)

**Linesmen**

LONNQVIST Tom (FIN) , NITTYLA Lari (FIN)

**Goalkeepers****Team:** SVK

No.	Name	Gen	GP	MIP	GA	SVS	SOG	SVS%	GAA
18	LEPACEK Eduard	M	0	00:00	0	0	0	0.00	0.00
21	PASTUCHA Miroslav	M	0	00:00	0	0	0	0.00	0.00

**Team Roster****Team:** SVK (white)

No.	Pos.	Name	Gen	GP	G	A	PTS	PIM	+/-
5	D	KASCAK Peter	M	0	0	0	0	0	0
6	F	RAUS Ales	M	0	0	0	0	0	0
7	F	STASAK Miroslav	M	0	0	0	0	0	0
10	D	STIT Peter	M	0	0	0	0	0	0
11	F	LIGDA Marian	M	0	0	0	0	0	0
15	F	FOJTIK Erik	M	0	0	0	0	0	0
18	GK	LEPACEK Eduard	M	0	0	0	0	0	
21	GK	PASTUCHA Miroslav	M	0	0	0	0	0	
22	F	KORMAN David	M	0	0	0	0	0	0
25	F	JOPPA Martin	M	0	0	0	0	0	0
44	F	TURIC Robert	M	0	0	0	0	0	0
45	F	VECEREK Milos	M	0	0	0	0	0	0
66	D	FERENCIK Slavomir	M	0	0	0	0	0	0

**Head Coach:** BIELECKA Radoslav**Team:** GBR

No.	Name	Gen	GP	MIP	GA	SVS	SOG	SVS%	GAA
20	HACKWORTH Bryan	M	0	00:00	0	0	0	0.00	0.00
94	QUINN Martin	M	0	00:00	0	0	0	0.00	0.00

**Team:** GBR (blue)

No.	Pos.	Name	Gen	GP	G	A	PTS	PIM	+/-
4	F	WOOLLIAS Matt	M	0	0	0	0	0	0
5	D	CLARKSON Matt	M	0	0	0	0	0	0
6	F	NICHOLSON Karl	M	0	0	0	0	0	0
9	F	CHRISTOPHER Tyler	M	0	0	0	0	0	0
13	D	LAHAN Dean	M	0	0	0	0	0	0
14	F	BOOTH Anthony	M	0	0	0	0	0	0
20	GK	HACKWORTH Bryan	M	0	0	0	0	0	
27	D	le GALLOUDEC Jonathon	M	0	0	0	0	0	0
28	D	COLQUITT Mark	M	0	0	0	0	0	0
94	GK	QUINN Martin	M	0	0	0	0	0	

**Head Coach:** OFFERS Ian**Legend:**

<b>A</b> Assists	<b>D</b> Defence	<b>F</b> Forward	<b>G</b> Goals
<b>GA</b> Goals against	<b>GAA</b> Goals against as average per 45 minutes	<b>Gen</b> Gender	<b>GK</b> Goalkeeper
<b>GP</b> Games played	<b>M</b> Male	<b>MIP</b> Minutes and seconds played	<b>No.</b> Jersey number
<b>PIM</b> Penalties in minutes	<b>Pos.</b> Position	<b>PTS</b> Points	<b>SOG</b> Shots on goal
<b>SVS</b> Saves	<b>SVS%</b> Saves in percentage	<b>+/-</b> Plus/minus net	



Ice Hockey  
Mixed  
Round Robin

Line-ups  
As of SUN 17 NOV 2019

SVK - GBR

Referee

GERMANY-WALD Alex (USA)

Linesmen

LONNQVIST Tom (FIN) , NITTYLA Lari (FIN)

Goalkeepers

Team: SVK

No.	Name	Gen
18	LEPACEK Eduard	M
21	PASTUCHA Miroslav	M

Team: GBR

No.	Name	Gen
20	HACKWORTH Bryan	M

Team Line-ups

Team: SVK (white)

No.	Pos.	Name	Gen
5	D	KASCAK Peter	M
11	F	LIGDA Marian +C	M
15	F	FOJTIK Erik +A	M
22	F	KORMAN David	M
25	F	JOPPA Martin +A	M
10	D	STIT Peter	M
66	D	FERENCIK Slavomir	M
7	F	STASAK Miroslav	M
44	F	TURIC Robert	M
45	F	VECEREK Milos	M
6	F	RAUS Ales	M

Head Coach: BIELECKA Radoslav

Team: GBR (blue)

No.	Pos.	Name	Gen
5	D	CLARKSON Matt +A	M
27	D	le GALLOUDEC Jonathon	M
4	F	WOOLLIAS Matt	M
6	F	NICHOLSON Karl +A	M
9	F	CHRISTOPHER Tyler +C	M
13	D	LAHAN Dean	M
28	D	COLQUITT Mark	M
14	F	BOOTH Anthony	M
94	F	QUINN Martin	M

Head Coach: OFFERS Ian

Legend:

<b>D</b>	Defence	<b>F</b>	Forward	<b>Gen</b>	Gender	<b>M</b>	Male
<b>No.</b>	Jersey number	<b>Pos.</b>	Position	<b>+A</b>	Assistant captain	<b>+C</b>	Captain

## Graphical Line-ups

As of SUN 17 NOV 2019

### SVK - GBR

#### Referee

GERMANY-WALD Alex (USA)

#### Linesmen

LONNQVIST Tom (FIN) , NITTYLA Lari (FIN)

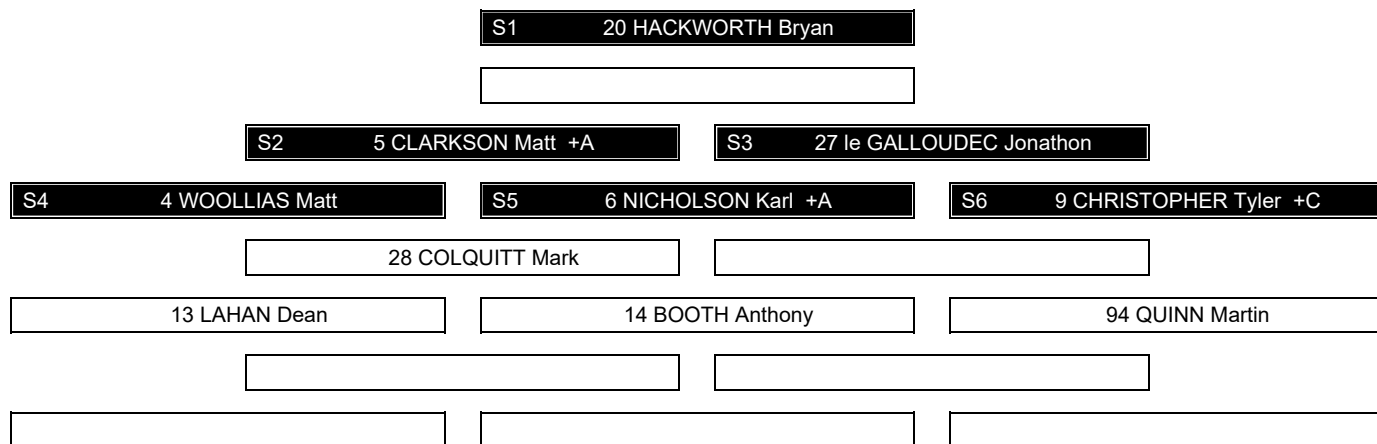
**Team:** SVK - Slovakia (white)

**Head Coach:** BIELECKA Radoslav



**Team:** GBR - Great Britain (blue)

**Head Coach:** OFFERS Ian



#### Legend:

**Sn** Starting position

**+A** Assistant captain

**+C** Captain

## Game Summary

As of SUN 17 NOV 2019

SVK - GBR 14 - 1 (2 - 0 , 6 - 0 , 6 - 1)

Spectators	Referee	Linesmen
47	GERMANY-WALD Alex (USA)	LONNQVIST Tom (FIN) , NITTYLA Lari (FIN)

## Team Statistics

Period	Score	SVS	SOG	PIM	TPP	PPG	SHG
1	2 : 0	2 : 8	10 : 2	6 : 0	00:00 : 04:45	0 : 0	1 : 0
2	6 : 0	5 : 6	12 : 5	0 : 2	00:56 : 00:00	1 : 0	0 : 0
3	6 : 1	0 : 3	9 : 1	4 : 0	00:00 : 02:44	0 : 1	0 : 0
<b>Total</b>	<b>14 : 1</b>	<b>7 : 17</b>	<b>31 : 8</b>	<b>10 : 2</b>	<b>00:56 : 07:29</b>	<b>1 : 1</b>	<b>1 : 0</b>

## 1st Period

Action	Time	ET/Res	Team	Type	No.	Name	(G)	Name of Assistant(s) / Action Description
GK	00:00		SVK		18	LEPACEK E		- Goalkeeper in
GK	00:00		GBR		20	HACKWORTH B		- Goalkeeper in
<b>Goal</b>	<b>01:25</b>	<b>1 : 0</b>	<b>SVK</b>	<b>EQ</b>	<b>10</b>	<b>STIT P</b>	(1)	7 STASAK M On Ice SVK 18 7 10 44 45 66 GBR 20 4 5 6 9 27
Penalty	06:31	08:31	SVK	2 min.	25	JOPPA M		- Interference
<b>Goal</b>	<b>08:10</b>	<b>2 : 0</b>	<b>SVK</b>	<b>SH1</b>	<b>15</b>	<b>FOJTIK E</b>	(1)	22 KORMAN D On Ice SVK 18 5 11 15 22 GBR 20 4 5 6 9 27
Penalty	10:32	12:32	SVK	2 min.	25	JOPPA M		- Slashing
Penalty	11:17	13:17	SVK	2 min.	66	FERENCIK S		- Holding an opponent

## 2nd Period

Action	Time	ET/Res	Team	Type	No.	Name	(G)	Name of Assistant(s) / Action Description
<b>Goal</b>	<b>18:57</b>	<b>3 : 0</b>	<b>SVK</b>	<b>EQ</b>	<b>22</b>	<b>KORMAN D</b>	(1)	5 KASCAK P On Ice SVK 18 5 11 15 22 25 GBR 20 4 5 6 9 27
<b>Goal</b>	<b>20:23</b>	<b>4 : 0</b>	<b>SVK</b>	<b>EQ</b>	<b>45</b>	<b>VECEREK M</b>	(1)	On Ice SVK 18 6 7 10 45 66 GBR 20 4 5 9 14 28
<b>Goal</b>	<b>23:37</b>	<b>5 : 0</b>	<b>SVK</b>	<b>EQ</b>	<b>25</b>	<b>JOPPA M</b>	(1)	7 STASAK M On Ice SVK 18 7 10 25 45 66 GBR 20 4 5 6 9 27
<b>Goal</b>	<b>24:03</b>	<b>6 : 0</b>	<b>SVK</b>	<b>EQ</b>	<b>11</b>	<b>LIGDA M</b>	(1)	22 KORMAN D On Ice SVK 18 5 11 15 22 25 15 FOJTIK E GBR 20 4 6 14 27 28
Time-out	24:03		GBR					
<b>Goal</b>	<b>24:54</b>	<b>7 : 0</b>	<b>SVK</b>	<b>EQ</b>	<b>15</b>	<b>FOJTIK E</b>	(2)	11 LIGDA M On Ice SVK 18 5 11 15 22 25 GBR 20 4 9 14 27 28
Penalty	27:30	28:26	GBR	2 min.	5	CLARKSON M		- Hooking
<b>Goal</b>	<b>28:26</b>	<b>8 : 0</b>	<b>SVK</b>	<b>PP1</b>	<b>25</b>	<b>JOPPA M</b>	(2)	44 TURIC R On Ice SVK 18 5 11 15 22 25 11 LIGDA M GBR 20 4 6 9 14 94 *

## 3rd Period

Action	Time	ET/Res	Team	Type	No.	Name	(G)	Name of Assistant(s) / Action Description
GK	30:00		SVK		21	PASTUCHA M		- Goalkeeper in 18 LEPACEK E - Goalkeeper out
<b>Goal</b>	<b>31:33</b>	<b>9 : 0</b>	<b>SVK</b>	<b>EQ</b>	<b>22</b>	<b>KORMAN D</b>	(2)	11 LIGDA M On Ice SVK 21 5 11 15 22 25 25 JOPPA M GBR 20 4 5 6 9 27
Penalty	32:48	33:32	SVK	2 min.	15	FOJTIK E		- Holding an opponent
<b>Goal</b>	<b>33:32</b>	<b>9 : 1</b>	<b>GBR</b>	<b>PP1</b>	<b>4</b>	<b>WOOLLIAS M</b>	(1)	6 NICHOLSON K On Ice SVK 21 5 11 22 25 GBR 20 4 5 6 9 27 *
<b>Goal</b>	<b>34:11</b>	<b>10 : 1</b>	<b>SVK</b>	<b>EQ</b>	<b>10</b>	<b>STIT P</b>	(2)	45 VECEREK M On Ice SVK 21 6 7 10 45 66 22 KORMAN D GBR 20 4 5 6 13 28
<b>Goal</b>	<b>36:08</b>	<b>11 : 1</b>	<b>SVK</b>	<b>EQ</b>	<b>25</b>	<b>JOPPA M</b>	(3)	11 LIGDA M On Ice SVK 21 5 11 15 22 25 22 KORMAN D GBR 20 4 5 6 13 28
<b>Goal</b>	<b>37:13</b>	<b>12 : 1</b>	<b>SVK</b>	<b>EQ</b>	<b>7</b>	<b>STASAK M</b>	(1)	45 VECEREK M On Ice SVK 21 6 7 10 45 66 66 FERENCIK S GBR 20 5 6 9 27 94
<b>Goal</b>	<b>37:39</b>	<b>13 : 1</b>	<b>SVK</b>	<b>EQ</b>	<b>25</b>	<b>JOPPA M</b>	(4)	11 LIGDA M On Ice SVK 21 5 11 15 22 25 22 KORMAN D GBR 20 5 6 9 27 94
<b>Goal</b>	<b>40:55</b>	<b>14 : 1</b>	<b>SVK</b>	<b>EQ</b>	<b>22</b>	<b>KORMAN D</b>	(3)	25 JOPPA M On Ice SVK 21 6 10 11 22 25 11 LIGDA M GBR 20 4 5 6 9 28



# Ice Hockey

## Mixed

### Round Robin

Action	Time	ET/Res	Team	Type	No.	Name	(G) Name of Assistant(s) / Action Description
Penalty	41:35	43:35	SVK	2 min.	10	STIT P	- Tripping
GK	45:00		SVK				21 PASTUCHA M - Goalkeeper out
GK	45:00		GBR				20 HACKWORTH B - Goalkeeper out

#### Goalkeeper Records

Team : SVK - Slovakia

No.	Name	SOG	SVS	MIP
18	LEPACEK Eduard	7	7	30:00
21	PASTUCHA Miroslav	1	0	15:00

Team : GBR - Great Britain

No.	Name	SOG	SVS	MIP
20	HACKWORTH Bryan	31	17	45:00

#### Game Statistics

Team : SVK (white)

Head Coach : BIELECKA Radoslav											Shots on Goal						Time on Ice							
No.	Pos.	Name	Gen	G	A	P	PIM	FO+	FO-	FO+/-	FO%	1	2	3	OT	TS	+/-	1	2	3	OT	TOT	SHF	AVG
5	D	KASCAK Peter	M	0	1	1	0	0	0	0	0.00	0	1	0		1	+7	0:00	0:00	0:00		0:00	0	0:00
11	F	LIGDA Marian +C	M	1	6	7	0	18	5	13	78.26	2	2	0		4	+8	0:00	0:00	0:00		0:00	0	0:00
15	F	FOJTIK Erik +A	M	2	1	3	2	0	0	0	0.00	1	1	0		2	+7	0:00	0:00	0:00		0:00	0	0:00
22	F	KORMAN David (BP)	M	3	5	8	0	0	0	0	0.00	1	1	2		4	+8	0:00	0:00	0:00		0:00	0	0:00
25	F	JOPPA Martin +A	M	4	2	6	4	0	0	0	0.00	1	4	2		7	+8	0:00	0:00	0:00		0:00	0	0:00
7	F	STASAK Miroslav	M	1	2	3	0	19	9	10	67.86	0	1	2		3	+5	0:00	0:00	0:00		0:00	0	0:00
10	D	STIT Peter	M	2	0	2	2	0	0	0	0.00	1	0	1		2	+6	0:00	0:00	0:00		0:00	0	0:00
44	F	TURIC Robert	M	0	1	1	0	0	0	0	0.00	0	0	0		0	+1	0:00	0:00	0:00		0:00	0	0:00
45	F	VECEREK Milos	M	1	2	3	0	0	0	0	0.00	3	2	1		6	+5	0:00	0:00	0:00		0:00	0	0:00
66	D	FERENCIK Slavomir	M	0	1	1	2	0	0	0	0.00	1	0	1		2	+5	0:00	0:00	0:00		0:00	0	0:00
6	F	RAUS Ales	M	0	0	0	0	0	0	0	0.00	0	0	0		0	+4	0:00	0:00	0:00		0:00	0	0:00
18	GK	LEPACEK Eduard	M	0	0	0	0					0	0	0		0								
21	GK	PASTUCHA Miroslav	M	0	0	0	0					0	0	0		0								
Total				14	21	35	10	37	14	23	72.55	10	12	9		31								

Team : GBR (blue)

Head Coach : OFFERS Ian											Shots on Goal					Time on Ice									
No.	Pos.	Name	Gen	G	A	P	PIM	FO+	FO-	FO+/-	FO%	1	2	3	OT	TS	+/-	1	2	3	OT	TOT	SHF	AVG	
4	F	WOOLLIAS Matt (BP)	M	1	0	1	0	0	0	0	0.00	1	0	1		2	-11	0:00	0:00	0:00		0:00	0	0:00	
5	D	CLARKSON Matt +A	M	0	0	0	2	0	0	0	0.00	1	0	0		1	-11	0:00	0:00	0:00		0:00	0	0:00	
6	F	NICHOLSON Karl +A	M	0	1	1	0	12	28	-16	30.00	0	2	0		2	-11	0:00	0:00	0:00		0:00	0	0:00	
9	F	CHRISTOPHER Tyler +C	M	0	0	0	0	0	0	0	0.00	0	3	0		3	-10	0:00	0:00	0:00		0:00	0	0:00	
27	D	le GALLOUDEC Jonathon	M	0	0	0	0	0	0	0	0.00	0	0	0		0	-9	0:00	0:00	0:00		0:00	0	0:00	
13	D	LAHAN Dean	M	0	0	0	0	0	0	0	0.00	0	0	0		0	-2	0:00	0:00	0:00		0:00	0	0:00	
14	F	BOOTH Anthony	M	0	0	0	0	2	9	-7	18.18	0	0	0		0	-3	0:00	0:00	0:00		0:00	0	0:00	
28	D	COLQUITT Mark	M	0	0	0	0	0	0	0	0.00	0	0	0		0	-6	0:00	0:00	0:00		0:00	0	0:00	
94	F	QUINN Martin	M	0	0	0	0	0	0	0	0.00	0	0	0		0	-2	0:00	0:00	0:00		0:00	0	0:00	
20	GK	HACKWORTH Bryan	M	0	0	0	0					0	0	0		0									
Total					1	1	2	2	14	37	-23	27.45	2	5	1		8								

#### Round Robin

R	Team	GP	W	OTW	OTL	L	GDF	GF:GA	PTS
1	SVK	1	1	0	0	0	+13	14 : 1	3
2	GBR	1	0	0	0	1	-13	1 : 14	0
-	CHN	0							
-	GER	0							
-	POL	0							
-	RUS	0							

	CHN	GBR	GER	POL	RUS	SVK
CHN	*****	FRI 22 NOV 11:00	SUN 17 NOV 19:00	TUE 19 NOV 15:00	THU 21 NOV 15:00	MON 18 NOV 15:00
GBR	FRI 22 NOV 11:00	*****	TUE 19 NOV 19:00	THU 21 NOV 11:00	MON 18 NOV 11:00	1:14
GER	SUN 17 NOV 19:00	TUE 19 NOV 19:00	*****	MON 18 NOV 19:00	FRI 22 NOV 19:00	THU 21 NOV 19:00
POL	TUE 19 NOV 15:00	THU 21 NOV 11:00	MON 18 NOV 19:00	*****	SUN 17 NOV 15:00	FRI 22 NOV 15:00
RUS	THU 21 NOV 15:00	MON 18 NOV 11:00	FRI 22 NOV 19:00	SUN 17 NOV 15:00	*****	TUE 19 NOV 11:00
SVK	MON 18 NOV 15:00	14:1	THU 21 NOV 19:00	FRI 22 NOV 15:00	TUE 19 NOV 11:00	*****



**Ice Hockey**  
**Mixed**  
**Round Robin**

<b>Legend:</b>			
<b>(G)</b>	Goals in tournament	<b>*</b>	does not count for Plus/minus
<b>+C</b>	Captain	<b>A</b>	Assists
<b>ET/Res</b>	Penalty end time/Result of game	<b>F</b>	Forward
<b>FO+</b>	Face-offs won	<b>FO+/-</b>	Face-offs net
<b>GDF</b>	Goal difference	<b>Gen</b>	Gender
<b>GP</b>	Games played	<b>L</b>	Losses
<b>No.</b>	Jersey number	<b>OT</b>	Overtime
<b>P</b>	Points	<b>PIM</b>	Penalties in minutes
<b>PPG</b>	Power play goals	<b>PTS</b>	Points
<b>SHG</b>	Shorthanded goals	<b>SOG</b>	Shots on goal
<b>TS</b>	Total shots	<b>W</b>	Wins
		<b>+/-</b>	Plus/minus net
		<b>D</b>	Defence
		<b>FO-</b>	Face-offs lost
		<b>G</b>	Goals
		<b>GF</b>	Goals for
		<b>M</b>	Male
		<b>OTL</b>	Overtime losses
		<b>Pos.</b>	Position
		<b>R</b>	Rank
		<b>SVS</b>	Saves
		<b>+A</b>	Assistant captain
		<b>EQ</b>	Equal strength
		<b>FO%</b>	Face-offs won as percentage
		<b>GA</b>	Goals against
		<b>GK</b>	Goalkeeper
		<b>MIP</b>	Minutes in play (GK)
		<b>OTW</b>	Overtime wins
		<b>PP1</b>	Power play - 1 player
		<b>SH1</b>	Shorthanded - 1 player
		<b>TPP</b>	Time on power play




Ice Hockey  
Mixed  
Round Robin

Shot Chart  
As of SUN 17 NOV 2019

SVK - GBR

Shots by GBR

Goals (o): 0      SSG (+): 2  
SSP (-): 1      SPG (-): 2



GK 18 of SVK




Period: 1

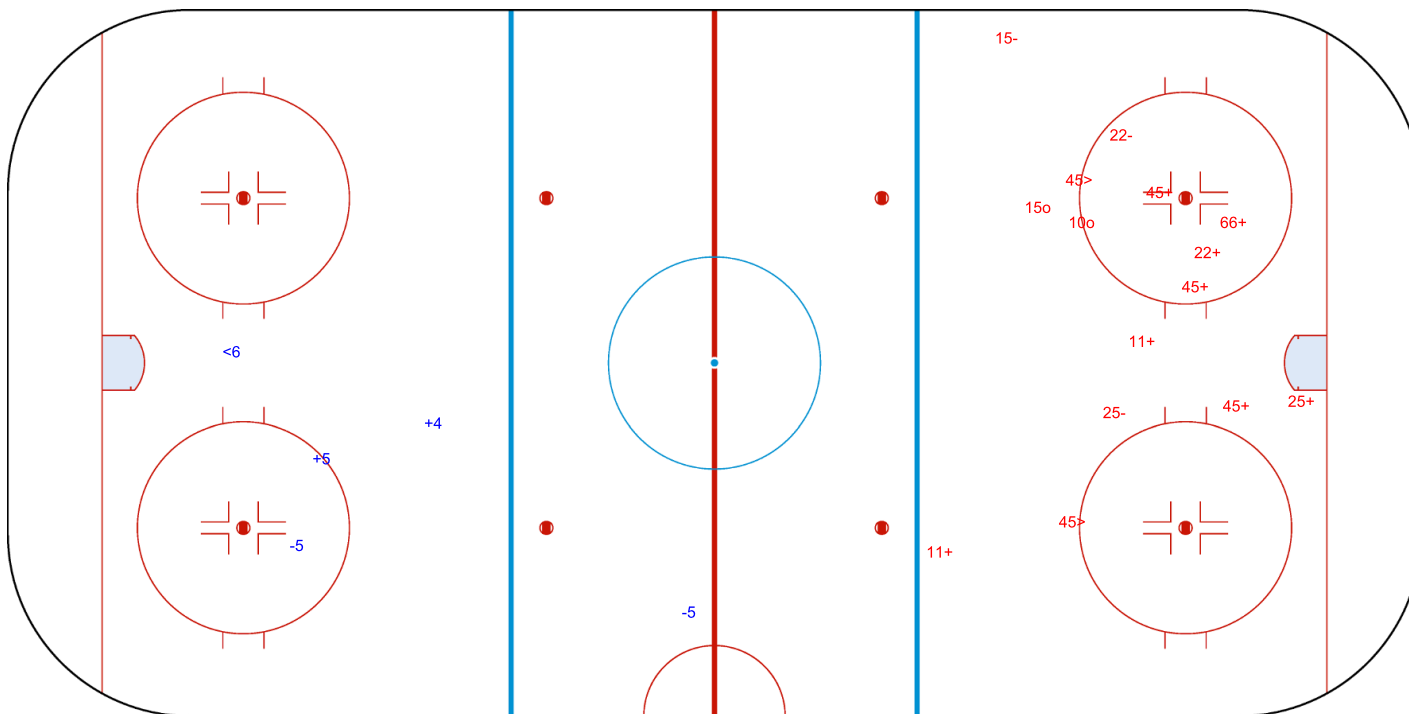


Shots by SVK

Goals (o): 2      SSG (+): 8  
SSP (>): 2      SPG (-): 3



GK 20 of GBR



Legend:

**GK** Goalkeeper      **SPG** Shots past goal      **SSG** Shots saved by goalkeeper      **SSP** Shots saved by player



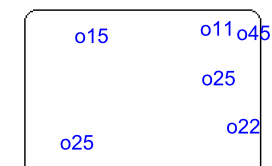
Ice Hockey  
Mixed  
Round Robin

Shot Chart  
As of SUN 17 NOV 2019

SVK - GBR

Shots by SVK

Goals (o): 6 SSG (+): 6  
SSP (-): 1 SPG (-): 6



GK 20 of GBR




Period: 2

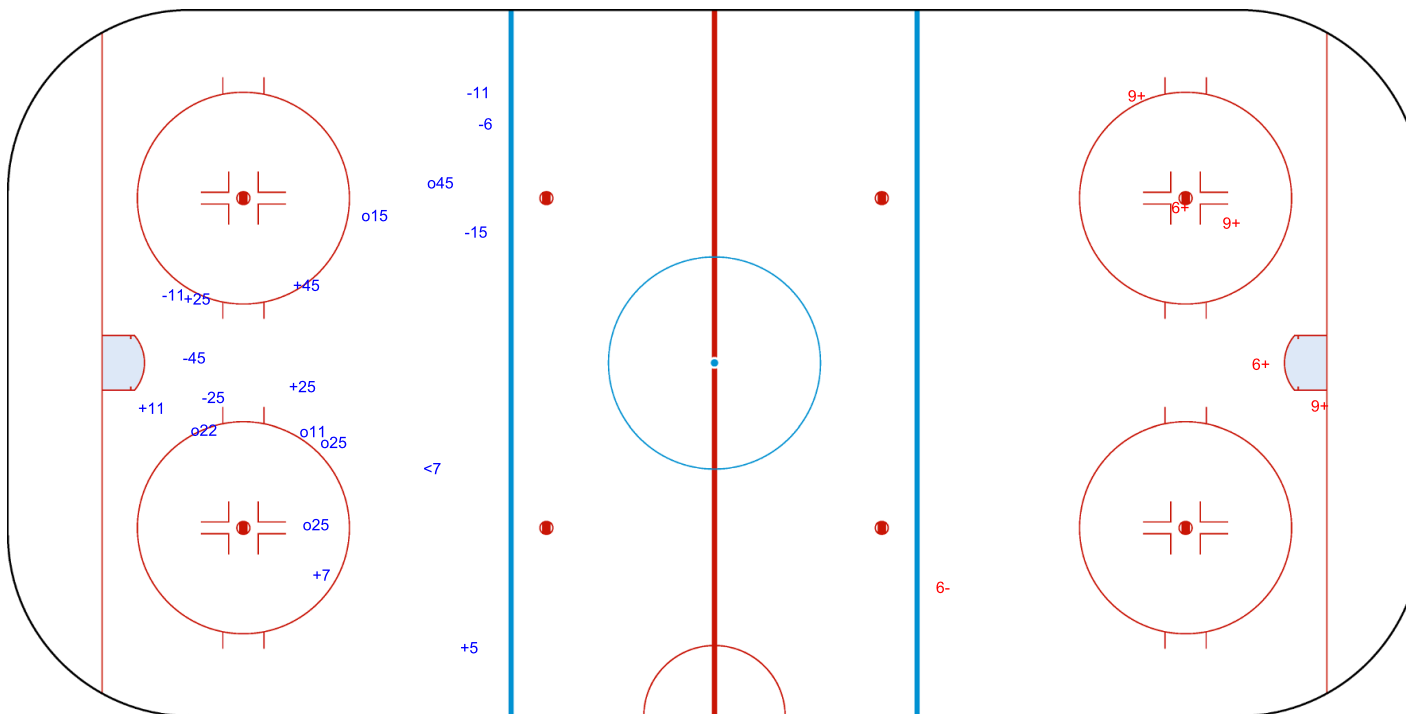


Shots by GBR

Goals (o): 0 SSG (+): 5  
SSP (>): 0 SPG (-): 1



GK 18 of SVK



Legend:							
GK	Goalkeeper	SPG	Shots past goal	SSG	Shots saved by goalkeeper	SSP	Shots saved by player






**Ice Hockey**  
**Mixed**  
**Round Robin**

**Shot Chart**  
As of SUN 17 NOV 2019

**SVK - GBR**

Shots by GBR

Goals (o): 1      SSG (+): 0  
SSP (-): 0      SPG (-): 2



GK 18 of SVK



GK 21 of SVK




Period: 3

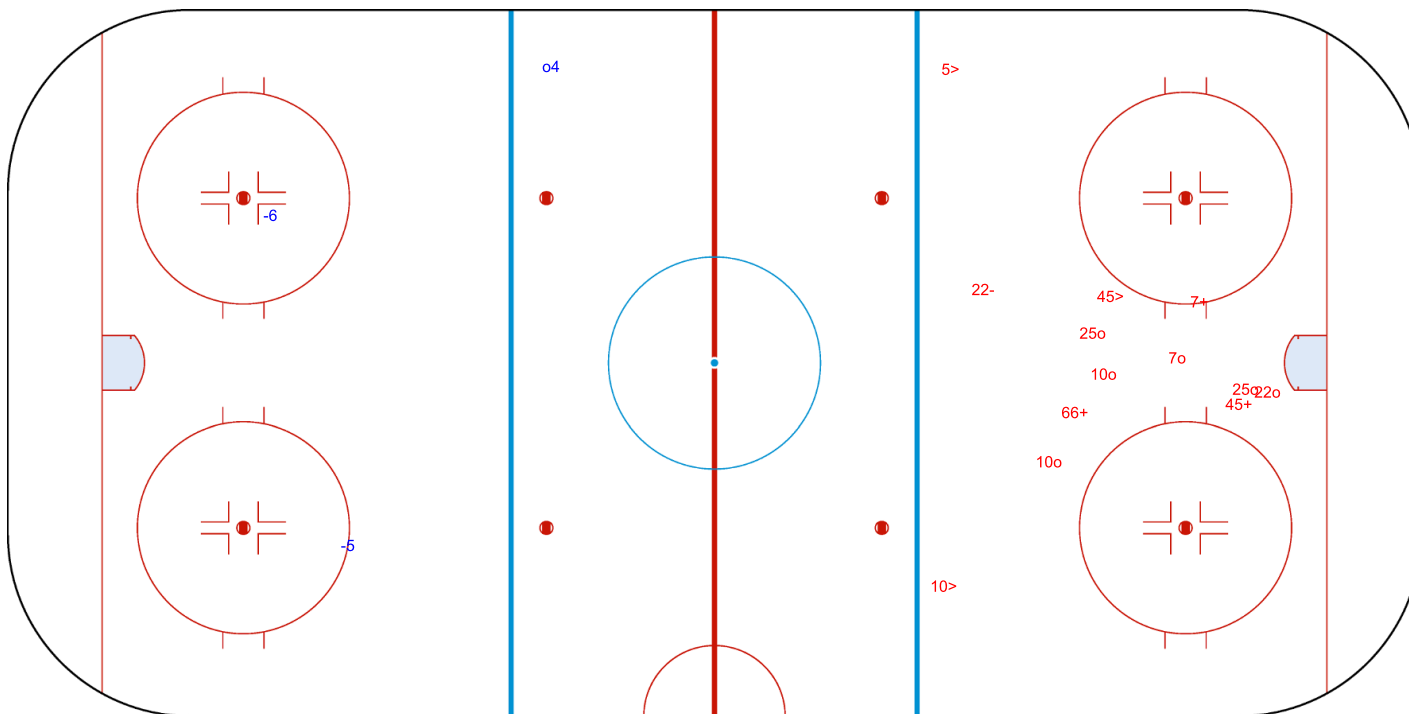


Shots by SVK

Goals (o): 6      SSG (+): 3  
SSP (>): 3      SPG (-): 1



GK 20 of GBR



**Legend:**

**GK**      Goalkeeper      **SPG**      Shots past goal      **SSG**      Shots saved by goalkeeper      **SSP**      Shots saved by player

**Face-off Chart**  
As of SUN 17 NOV 2019

**SVK - GBR**

**PERIOD 1**

Total wins / period	SVK		GBR		SVK		GBR		Total wins all zones
	Def. zone	Att. zone	Neutral zone		Att. zone	Def. zone	SVK	GBR	
	+ 7	- 6	+ 11	- 6	+ 7	- 6			
	+ 7	- 6	- 7	+ 6	+ 7	- 6			
	+ 7	- 6	- 11	+ 6	- 7	+ 6			
	+ 7	- 6	- 7	+ 6	+ 11	- 6			
	- 11	+ 6	- 11	+ 6	+ 7	- 6			
						- 7	+ 6		

**PERIOD 2**

Total wins / period	SVK		GBR		SVK		GBR		Total wins all zones
	Def. zone	Att. zone	Neutral zone		Att. zone	Def. zone			
	- 7	+ 6	+ 11	- 6	- 7	+ 6			
	+ 7	- 14	+ 11	- 6	+ 11	- 14			
	+ 7	- 6	+ 7	- 14	+ 11	- 14			
	+ 7	- 6	+ 11	- 6	- 11	+ 6			
	+ 7	- 6	+ 11	- 6					
			- 11	+ 6					
			+ 11	- 14					
			+ 7	- 14					
		- 7	+ 14						
		+ 7	- 6						
		+ 7	- 6						
		- 7	+ 6						

**PERIOD 3**

Total wins / period	SVK		GBR		SVK		GBR		Total wins all zones
	Def. zone	Att. zone	Neutral zone		Att. zone	Def. zone			
	+ 11	- 6	+ 11	- 6	+ 11	- 14			
	- 7	+ 14	+ 7	- 6	+ 11	- 6			
			+ 7	- 6	+ 11	- 14			
			+ 7	- 6					
			+ 11	- 6					
			+ 7	- 6					
			+ 11	- 6					
			+ 11	- 6					
		+ 11	- 14						

**TOTAL**



**Ice Hockey**  
**Mixed**  
**Round Robin**

Total wins / game	SVK	GBR	SVK	GBR	SVK	GBR	Total wins all zones	
	Def. zone	Att. zone	Neutral zone		Att. zone	Def. zone		
							SVK	GBR
	9 / 75%	3 / 25%	19 / 73%	7 / 27%	9 / 69%	4 / 31%	37 / 73%	14 / 27%

## HEAD TO HEAD

		GBR		Tot	wins SVK	Dz	Nz	Az
No.		6	14					
SVK	7	16 - 7	3 - 2	28	19 68%	8 80%	8 67%	3 50%
	11	12 - 5	6 - 0	23	18 78%	1 50%	11 79%	6 86%
	Tot	40	11	51	37 73%	9 75%	19 73%	9 69%
	wins GBR	12 30%	2 18%	14 27%				
	Dz	4 44%	0 0%	4 31%				
	Nz	6 29%	1 20%	7 27%				
	Az	2 20%	1 50%	3 25%				

**Legend:**

**Az** Attacking zone      **Dz** Defending zone      **No.** Jersey number      **Nz** Neutral zone      **Tot** Total face-offs played



**Ice Hockey**  
**Mixed**  
**Round Robin**

**Game Roster**  
As of SUN 17 NOV 2019

**RUS - POL**

**Referee**

ESPOSITO Bobby (USA)

**Linesmen**

FAZEKAS Tibor (SRB) , SOS Zoltan (HUN)

**Goalkeepers**

**Team: RUS**

No.	Name	Gen	GP	MIP	GA	SVS	SOG	SVS%	GAA
1	PLOTNIKOV Evgenii	M	0	00:00	0	0	0	0.00	0.00
20	KAMANTSEV Vladimir	M	0	00:00	0	0	0	0.00	0.00

**Team Roster**

**Team: RUS (red)**

No.	Pos.	Name	Gen	GP	G	A	PTS	PIM	+/-
1	GK	PLOTNIKOV Evgenii	M	0	0	0	0	0	
4	D	EREMIN Aleksei	M	0	0	0	0	0	0
5	D	VARLAKOV Vasilii	M	0	0	0	0	0	0
6	D	MIACHIN Mikhail	M	0	0	0	0	0	0
7	F	SEVERIN Roman	M	0	0	0	0	0	0
8	F	LISOV Dmitrii	M	0	0	0	0	0	0
9	F	KHAMZIN Airat	M	0	0	0	0	0	0
10	F	MALETSKIY Igor	M	0	0	0	0	0	0
13	F	SHIKHOV Konstantin	M	0	0	0	0	0	0
15	D	GALKIN Dmitrii	M	0	0	0	0	0	0
18	F	SOKOLOV Andrey	M	0	0	0	0	0	0
19	D	KUZNETSOV Ivan	M	0	0	0	0	0	0
20	GK	KAMANTSEV Vladimir	M	0	0	0	0	0	
21	F	PETROV Evgenii	M	0	0	0	0	0	0
22	F	TERENTEV Nikolai	M	0	0	0	0	0	0
23	F	VOLKOV Ilia	M	0	0	0	0	0	0
28	F	KUZMINYKH Maksim	M	0	0	0	0	0	0

**Head Coach:** BATYRSHIN Ruslan

**Team: POL**

No.	Name	Gen	GP	MIP	GA	SVS	SOG	SVS%	GAA
19	MLYNARCZYK Andrzej	M	0	00:00	0	0	0	0.00	0.00
20	SEKULSKI Krzysztof	M	0	00:00	0	0	0	0.00	0.00

**Team: POL (white)**

No.	Pos.	Name	Gen	GP	G	A	PTS	PIM	+/-
4	D	FLIS Sylwester	M	0	0	0	0	0	0
10	D	KARTOSZ Sebastian	M	0	0	0	0	0	0
16	F	DRAPALA Radoslaw	M	0	0	0	0	0	0
18	F	HAK Szymon	M	0	0	0	0	0	0
19	GK	MLYNARCZYK Andrzej	M	0	0	0	0	0	
20	GK	SEKULSKI Krzysztof	M	0	0	0	0	0	
28	F	ZIELINSKI Mariusz	M	0	0	0	0	0	0
68	F	MURAWSKI Mateusz	M	0	0	0	0	0	0
77	F	CIULA Lukasz	M	0	0	0	0	0	0
87	F	HEBDA Marcin	M	0	0	0	0	0	0

**Head Coach:** WOZNY Tomasz

**Legend:**

<b>A</b> Assists	<b>D</b> Defence	<b>F</b> Forward	<b>G</b> Goals
<b>GA</b> Goals against	<b>GAA</b> Goals against as average per 45 minutes	<b>Gen</b> Gender	<b>GK</b> Goalkeeper
<b>GP</b> Games played	<b>M</b> Male	<b>MIP</b> Minutes and seconds played	<b>No.</b> Jersey number
<b>PIM</b> Penalties in minutes	<b>Pos.</b> Position	<b>PTS</b> Points	<b>SOG</b> Shots on goal
<b>SVS</b> Saves	<b>SVS%</b> Saves in percentage	<b>+/-</b> Plus/minus net	



Ice Hockey  
Mixed  
Round Robin

Line-ups  
As of SUN 17 NOV 2019

RUS - POL

Referee

ESPOSITO Bobby (USA)

Linesmen

FAZEKAS Tibor (SRB) , SOS Zoltan (HUN)

Goalkeepers

Team: RUS

No.	Name	Gen
1	PLOTNIKOV Evgenii	M
20	KAMANTSEV Vladimir	M

Team Line-ups

Team: RUS (red)

No.	Pos.	Name	Gen
15	D	GALKIN Dmitrii	M
19	D	KUZNETSOV Ivan	M
8	F	LISOV Dmitrii +C	M
9	F	KHAMZIN Airat	M
21	F	PETROV Evgenii +A	M
5	D	VARLAKOV Vasili	M
6	D	MIACHIN Mikhail	M
13	F	SHIKHOV Konstantin	M
18	F	SOKOLOV Andrey	M
23	F	VOLKOV Ilia +A	M
7	F	SEVERIN Roman	M
10	F	MALETSKIY Igor	M
28	F	KUZMINYKH Maksim	M

Head Coach: BATYRSHIN Ruslan

NOT DRESSED:

4	D	EREMIN Aleksei	M
22	F	TERENTEV Nikolai	M

Team: POL

No.	Name	Gen
19	MLYNARCZYK Andrzej	M
20	SEKULSKI Krzysztof	M

Team: POL (white)

No.	Pos.	Name	Gen
4	D	FLIS Sylwester +C	M
10	D	KARTOSZ Sebastian	M
16	F	DRAPALA Radoslaw +A	M
18	F	HAK Szymon	M
68	F	MURAWSKI Mateusz +A	M
28	F	ZIELINSKI Mariusz	M
77	F	CIULA Lukasz	M
87	F	HEBDA Marcin	M

Head Coach: WOZNY Tomasz

Legend:

<b>D</b>	Defence	<b>F</b>	Forward	<b>Gen</b>	Gender	<b>M</b>	Male
<b>No.</b>	Jersey number	<b>Pos.</b>	Position	<b>+A</b>	Assistant captain	<b>+C</b>	Captain

## Graphical Line-ups

As of SUN 17 NOV 2019

### RUS - POL

#### Referee

ESPOSITO Bobby (USA)

#### Linesmen

FAZEKAS Tibor (SRB) , SOS Zoltan (HUN)

**Team:** RUS - Russia (red)

**Head Coach:** BATYRSHIN Ruslan

S11 PLOTNIKOV Evgenii		
20 KAMANTSEV Vladimir		
S215 GALKIN Dmitrii	S319 KUZNETSOV Ivan	
S48 LISOV Dmitrii +C	S59 KHAMZIN Airat	S621 PETROV Evgenii +A
5 VARLAKOV Vasilii		6 MIACHIN Mikhail
23 VOLKOV Ilia +A	18 SOKOLOV Andrey	13 SHIKHOV Konstantin
7 SEVERIN Roman	28 KUZMINYKH Maksim	10 MALETSKIY Igor

**Team:** POL - Poland (white)

**Head Coach:** WOZNY Tomasz

19 MLYNARCZYK Andrzej		
S120 SEKULSKI Krzysztof		
S24 FLIS Sylwester +C	S310 KARTOSZ Sebastian	
S416 DRAPALA Radoslaw +A	S668 MURAWSKI Mateusz +A	S518 HAK Szymon
28 ZIELINSKI Mariusz	77 CIULA Lukasz	87 HEBDA Marcin

#### Legend:

Sn Starting position

+A Assistant captain

+C Captain



## Game Summary

As of SUN 17 NOV 2019

RUS - POL 27 - 0 (7 - 0 , 9 - 0 , 11 - 0)

Spectators	Referee	Linesmen
47	ESPOSITO Bobby (USA)	FAZEKAS Tibor (SRB) , SOS Zoltan (HUN)

## Team Statistics

Period	Score	SVS	SOG	PIM	TPP	PPG	SHG
1	7 : 0	0 : 10	17 : 0	0 : 4	02:07 : 00:00	2 : 0	0 : 0
2	9 : 0	0 : 12	21 : 0	0 : 0	00:00 : 00:00	0 : 0	0 : 0
3	11 : 0	1 : 7	18 : 1	0 : 0	00:00 : 00:00	0 : 0	0 : 0
<b>Total</b>	<b>27 : 0</b>	<b>1 : 29</b>	<b>56 : 1</b>	<b>0 : 4</b>	<b>02:07 : 00:00</b>	<b>2 : 0</b>	<b>0 : 0</b>

## 1st Period

Action	Time	ET/Res	Team	Type	No.	Name	(G) Name of Assistant(s) / Action Description
GK	00:00		RUS		1	PLOTNIKOV E	- Goalkeeper in
GK	00:00		POL		20	SEKULSKI K	- Goalkeeper in
Goal	00:54	1 : 0	RUS	EQ	6	MIACHIN M	(1) 5 VARLAKOV V On Ice RUS 1 5 6 13 18 23 POL 20 4 10 16 18 68
Goal	03:24	2 : 0	RUS	EQ	18	SOKOLOV A	(1) 13 SHIKHOV K On Ice RUS 1 5 6 13 18 23 6 MIACHIN M POL 20 4 10 16 18 68
Goal	05:56	3 : 0	RUS	EQ	9	KHAMZIN A	(1) 8 LISOV D On Ice RUS 1 8 9 15 19 21 POL 20 4 10 28 77 87
Goal	06:40	4 : 0	RUS	EQ	19	KUZNETSOV I	(1) 15 GALKIN D On Ice RUS 20 1 9 13 15 19 9 KHAMZIN A POL 20 4 10 18 28 68
Penalty	08:50	10:11	POL	2 min.	4	FLIS S	- Holding an opponent
Goal	10:11	5 : 0	RUS	PP1	9	KHAMZIN A	(2) 19 KUZNETSOV I On Ice RUS 1 8 9 15 19 21 POL 20 10 16 68 87 *
Goal	10:21	6 : 0	RUS	EQ	13	SHIKHOV K	(1) 6 MIACHIN M On Ice RUS 1 5 6 13 18 23 POL 20 4 10 18 77 87
Penalty	13:41	14:27	POL	2 min.	87	HEBDA M	- Teeing
Goal	14:27	7 : 0	RUS	PP1	5	VARLAKOV V	(1) 13 SHIKHOV K On Ice RUS 1 5 13 15 18 23 18 SOKOLOV A POL 20 4 10 16 68 *

## 2nd Period

Action	Time	ET/Res	Team	Type	No.	Name	(G) Name of Assistant(s) / Action Description
Goal	17:56	8 : 0	RUS	EQ	8	LISOV D	(1) 23 VOLKOV I On Ice RUS 1 7 8 15 19 23 15 GALKIN D POL 20 4 10 28 77 87
Goal	19:21	9 : 0	RUS	EQ	6	MIACHIN M	(2) 13 SHIKHOV K On Ice RUS 1 5 6 10 13 18 POL 20 4 10 28 77 87
Goal	23:28	10 : 0	RUS	EQ	10	MALETSKIY I	(1) 5 VARLAKOV V On Ice RUS 1 5 6 10 13 18 13 SHIKHOV K POL 20 4 10 16 28 77
GK	23:28		RUS		20	KAMANTSEV V	- Goalkeeper in
Goal	24:11	11 : 0	RUS	EQ	6	MIACHIN M	(3) 13 SHIKHOV K On Ice RUS 20 5 6 10 13 18 POL 20 4 10 18 77 87
Goal	24:54	12 : 0	RUS	EQ	10	MALETSKIY I	(2) 6 MIACHIN M On Ice RUS 20 5 6 10 13 18 18 SOKOLOV A POL 20 4 10 18 68 87
Goal	26:34	13 : 0	RUS	EQ	21	PETROV E	(1) 8 LISOV D On Ice RUS 20 5 6 8 9 21 POL 20 4 10 18 68 87
Goal	26:56	14 : 0	RUS	EQ	8	LISOV D	(2) 9 KHAMZIN A On Ice RUS 20 5 6 8 9 21 POL 20 4 10 18 68 87
Goal	27:56	15 : 0	RUS	EQ	10	MALETSKIY I	(3) 18 SOKOLOV A On Ice RUS 20 10 13 15 18 19 POL 20 4 10 16 28 77
Goal	29:11	16 : 0	RUS	EQ	10	MALETSKIY I	(4) 19 KUZNETSOV I On Ice RUS 20 10 13 15 18 19 POL 20 4 10 18 68 87

## 3rd Period

Action	Time	ET/Res	Team	Type	No.	Name	(G) Name of Assistant(s) / Action Description
Goal	34:19	17 : 0	RUS	EQ	5	VARLAKOV V	(2) 6 MIACHIN M On Ice RUS 20 5 6 8 9 21 POL 20 4 10 16 28 77



# Ice Hockey

## Mixed

### Round Robin

Action	Time	ET/Res	Team	Type	No.	Name	(G)	Name of Assistant(s) / Action Description
Goal	36:11	18 : 0	RUS	EQ	10	MALETSKIY I	(5)	13 SHIKHOV K On Ice RUS 20 10 13 15 18 19 15 GALKIN D POL 20 4 10 28 77 87
Goal	36:25	19 : 0	RUS	EQ	13	SHIKHOV K	(2)	15 GALKIN D On Ice RUS 20 10 13 15 18 19 POL 20 4 10 16 28 77
Goal	37:56	20 : 0	RUS	EQ	7	SEVERIN R	(1)	28 KUZMINYKH M On Ice RUS 20 5 6 7 23 28 POL 20 4 10 16 28 77
Goal	38:42	21 : 0	RUS	EQ	21	PETROV E	(2)	On Ice RUS 20 8 9 15 19 21 POL 20 4 10 16 18 87
Goal	38:58	22 : 0	RUS	EQ	9	KHAMZIN A	(3)	On Ice RUS 20 8 9 15 19 21 POL 20 4 10 16 18 87
Goal	39:29	23 : 0	RUS	EQ	8	LISOV D	(3)	21 PETROV E On Ice RUS 20 8 9 15 19 21 POL 20 4 10 16 18 87
Goal	39:39	24 : 0	RUS	EQ	18	SOKOLOV A	(2)	13 SHIKHOV K On Ice RUS 20 6 8 10 13 18 POL 20 4 10 28 68 77
Goal	40:53	25 : 0	RUS	EQ	13	SHIKHOV K	(3)	5 VARLAKOV V On Ice RUS 20 5 6 10 13 18 POL 20 4 10 28 68 77
Goal	41:08	26 : 0	RUS	EQ	23	VOLKOV I	(1)	28 KUZMINYKH M On Ice RUS 20 7 15 19 23 28 POL 20 4 10 16 18 87
Goal	44:38	27 : 0	RUS	EQ	13	SHIKHOV K	(4)	On Ice RUS 20 5 6 10 13 18 POL 20 4 10 16 68 87
GK	45:00		RUS					20 KAMANTSEV V - Goalkeeper out
GK	45:00		POL					20 SEKULSKI K - Goalkeeper out

#### Goalkeeper Records

Team : RUS - Russia

No.	Name	SOG	SVS	MIP
1	PLOTNIKOV Evgenii	0	0	23:28
20	KAMANTSEV Vladimir	1	1	21:32

Team : POL - Poland

No.	Name	SOG	SVS	MIP
20	SEKULSKI Krzysztof	56	29	45:00
19	MLYNARCZYK Andrzej			

#### Game Statistics

Team : RUS (red)

Head Coach : BATYRSHIN Ruslan											Shots on Goal							Time on Ice								
No.	Pos.	Name	Gen	G	A	P	PIM	FO+	FO-	FO+/-	FO%	1	2	3	OT	TS	+/-	1	2	3	OT	TOT	SHF	AVG		
8	F	LISOV Dmitrii +C	M	3	2	5	0	1	0	1	100.00	1	4	2		7	+9	0:00	0:00	0:00		0:00	0	0:00		
9	F	KHAMZIN Airat	M	3	2	5	0	14	3	11	82.35	4	0	2		6	+8	0:00	0:00	0:00		0:00	0	0:00		
15	D	GALKIN Dmitrii	M	0	4	4	0	0	0	0	0.00	0	2	0		2	+11	0:00	0:00	0:00		0:00	0	0:00		
19	D	KUZNETSOV Ivan	M	1	2	3	0	1	0	1	100.00	1	0	1		2	+11	0:00	0:00	0:00		0:00	0	0:00		
21	F	PETROV Evgenii +A	M	2	1	3	0	0	0	0	0.00	3	2	1		6	+7	0:00	0:00	0:00		0:00	0	0:00		
5	D	VARLAKOV Vasilii	M	2	3	5	0	0	0	0	0.00	1	1	1		3	+13	0:00	0:00	0:00		0:00	0	0:00		
6	D	MIACHIN Mikhail (BP)	M	3	4	7	0	0	0	0	0.00	1	2	1		4	+14	0:00	0:00	0:00		0:00	0	0:00		
13	F	SHIKHOV Konstantin	M	4	7	11	0	0	1	-1	0.00	3	1	3		7	+15	0:00	0:00	0:00		0:00	0	0:00		
18	F	SOKOLOV Andrey	M	2	3	5	0	15	6	9	71.43	2	0	1		3	+14	0:00	0:00	0:00		0:00	0	0:00		
23	F	VOLKOV Ilia +A	M	1	1	2	0	9	2	7	81.82	1	1	2		4	+6	0:00	0:00	0:00		0:00	0	0:00		
7	F	SEVERIN Roman	M	1	0	1	0	0	0	0	0.00	0	0	2		2	+3	0:00	0:00	0:00		0:00	0	0:00		
10	F	MALETSKIY Igor	M	5	0	5	0	0	0	0	0.00	0	6	2		8	+11	0:00	0:00	0:00		0:00	0	0:00		
28	F	KUZMINYKH Maksim	M	0	2	2	0	0	0	0	0.00	0	2	0		2	+2	0:00	0:00	0:00		0:00	0	0:00		
1	GK	PLOTNIKOV Evgenii	M	0	0	0	0					0	0	0		0										
20	GK	KAMANTSEV Vladimir	M	0	0	0	0					0	0	0		0										
Total				27	31	58	0	40	12	28	76.92	17	21	18		56										

Team : POL (white)

Head Coach : WOZNY Tomasz											Shots on Goal					Time on Ice								
No.	Pos.	Name	Gen	G	A	P	PIM	FO+	FO-	FO+/-	FO%	1	2	3	OT	TS	+/-	1	2	3	OT	TOT	SHF	AVG
4	D	FLIS Sylwester +C	M	0	0	0	2	5	13	-8	27.78	0	0	1		1	-25	0:00	0:00	0:00		0:00	0	0:00
10	D	KARTOSZ Sebastian	M	0	0	0	0	0	0	0	0.00	0	0	0		0	-25	0:00	0:00	0:00		0:00	0	0:00
16	F	DRAPALA Radoslaw +A	M	0	0	0	0	0	3	-3	0.00	0	0	0		0	-12	0:00	0:00	0:00		0:00	0	0:00
18	F	HAK Szymon	M	0	0	0	0	0	0	0	0.00	0	0	0		0	-13	0:00	0:00	0:00		0:00	0	0:00
68	F	MURAWSKI Mateusz +A	M	0	0	0	0	3	13	-10	18.75	0	0	0		0	-10	0:00	0:00	0:00		0:00	0	0:00
28	F	ZIELINSKI Mariusz	M	0	0	0	0	0	0	0	0.00	0	0	0		0	-12	0:00	0:00	0:00		0:00	0	0:00





# Ice Hockey

## Mixed

### Round Robin

Head Coach : WOZNY Tomasz

													Shots on Goal					Time on Ice							
No.	Pos.	Name	Gen	G	A	P	PIM	FO+	FO-	FO+/-	FO%		1	2	3	OT	TS	+/-	1	2	3	OT	TOT	SHF	AVG
77	F	CIULA Lukasz	M	0	0	0	0	4	10	-6	28.57		0	0	0		0	-13	0:00	0:00	0:00		0:00	0	0:00
87	F	HEBDA Marcin	M	0	0	0	2	0	1	-1	0.00		0	0	0		0	-15	0:00	0:00	0:00		0:00	0	0:00
19	GK	MLYNARCZYK Andrzej	M	0	0	0	0						0	0	0		0								
20	GK	SEKULSKI Krzysztof (BP)	M	0	0	0	0						0	0	0		0								
<b>Total</b>				<b>0</b>	<b>0</b>	<b>0</b>	<b>4</b>	<b>12</b>	<b>40</b>	<b>-28</b>	<b>23.08</b>		<b>0</b>	<b>0</b>	<b>1</b>		<b>1</b>								

### Round Robin

R	Team	GP	W	OTW	OTL	L	GDF	GF : GA	PTS
1	RUS	1	1	0	0	0	+27	27 : 0	<b>3</b>
2	SVK	1	1	0	0	0	+13	14 : 1	<b>3</b>
3	GBR	1	0	0	0	1	-13	1 : 14	<b>0</b>
4	POL	1	0	0	0	1	-27	0 : 27	<b>0</b>
-	CHN	0							
-	GER	0							

	CHN	GBR	GER	POL	RUS	SVK
CHN	*****	FRI 22 NOV 11:00	SUN 17 NOV 19:00	TUE 19 NOV 15:00	THU 21 NOV 15:00	MON 18 NOV 15:00
GBR	FRI 22 NOV 11:00	*****	TUE 19 NOV 19:00	THU 21 NOV 11:00	MON 18 NOV 11:00	1:14
GER	SUN 17 NOV 19:00	TUE 19 NOV 19:00	*****	MON 18 NOV 19:00	FRI 22 NOV 19:00	THU 21 NOV 19:00
POL	TUE 19 NOV 15:00	THU 21 NOV 11:00	MON 18 NOV 19:00	*****	0:27	FRI 22 NOV 15:00
RUS	THU 21 NOV 15:00	MON 18 NOV 11:00	FRI 22 NOV 19:00	27:0	*****	TUE 19 NOV 11:00
SVK	MON 18 NOV 15:00	14:1	THU 21 NOV 19:00	FRI 22 NOV 15:00	TUE 19 NOV 11:00	*****

#### Legend:

<b>(G)</b> Goals in tournament	<b>*</b> does not count for Plus/minus	<b>+/-</b> Plus/minus net	<b>+A</b> Assistant captain
<b>+C</b> Captain	<b>A</b> Assists	<b>D</b> Defence	<b>EQ</b> Equal strength
<b>ET/Res</b> Penalty end time/Result of game	<b>F</b> Forward	<b>FO-</b> Face-offs lost	<b>FO%</b> Face-offs won as percentage
<b>FO+</b> Face-offs won	<b>FO+/-</b> Face-offs net	<b>G</b> Goals	<b>GA</b> Goals against
<b>GDF</b> Goal difference	<b>Gen</b> Gender	<b>GF</b> Goals for	<b>GK</b> Goalkeeper
<b>GP</b> Games played	<b>L</b> Losses	<b>M</b> Male	<b>MIP</b> Minutes in play (GK)
<b>No.</b> Jersey number	<b>OT</b> Overtime	<b>OTL</b> Overtime losses	<b>OTW</b> Overtime wins
<b>P</b> Points	<b>PIM</b> Penalties in minutes	<b>Pos.</b> Position	<b>PP1</b> Power play - 1 player
<b>PPG</b> Power play goals	<b>PTS</b> Points	<b>R</b> Rank	<b>SHG</b> Shorthanded goals
<b>SOG</b> Shots on goal	<b>SVS</b> Saves	<b>TPP</b> Time on power play	<b>TS</b> Total shots
<b>W</b> Wins			



Ice Hockey  
Mixed  
Round Robin

Shot Chart  
As of SUN 17 NOV 2019

RUS - POL

Shots by POL

Goals (o): 0      SSG (+): 0  
SSP (<): 0      SPG (-): 0



GK 1 of RUS



Period: 1

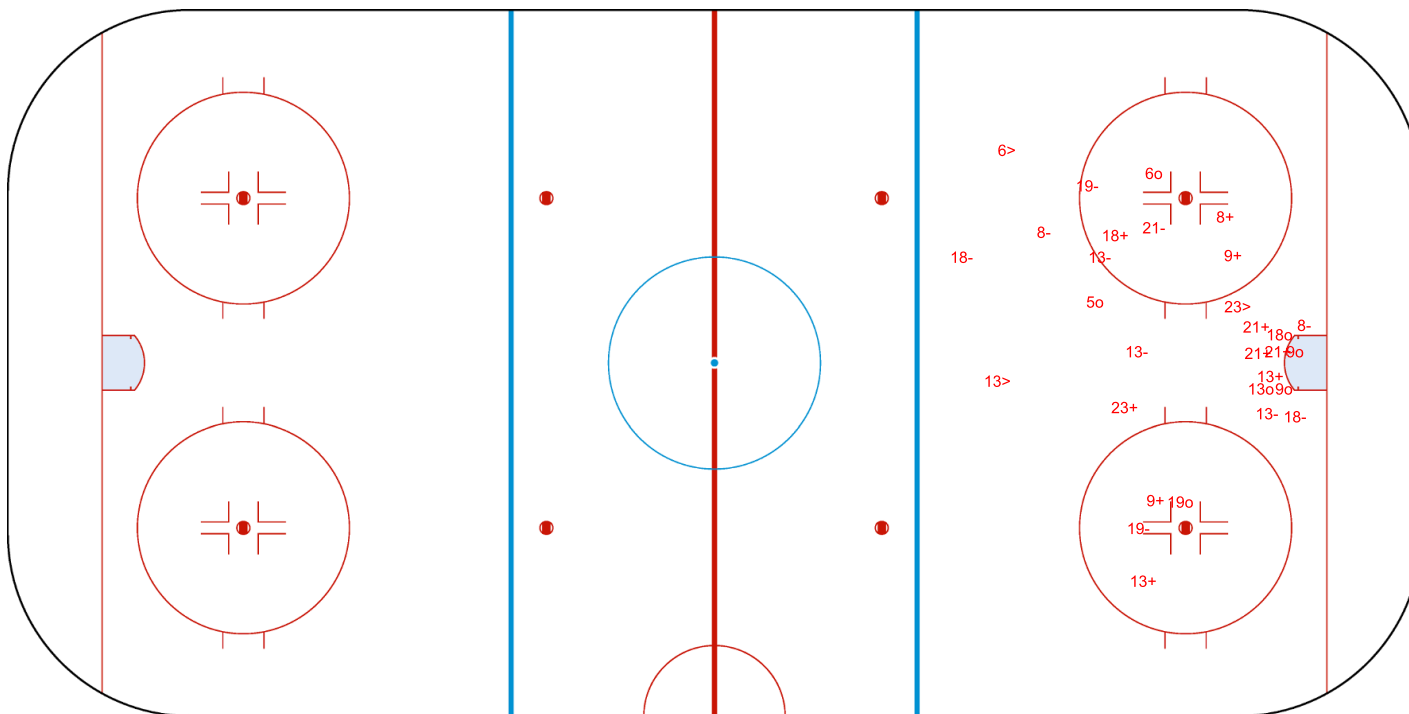


Shots by RUS

Goals (o): 7      SSG (+): 10  
SSP (>): 3      SPG (-): 10



GK 20 of POL



Legend:			
<b>GK</b>	Goalkeeper	<b>SPG</b>	Shots past goal
<b>SSG</b>	Shots saved by goalkeeper	<b>SSP</b>	Shots saved by player



Ice Hockey  
Mixed  
Round Robin

Shot Chart  
As of SUN 17 NOV 2019

RUS - POL

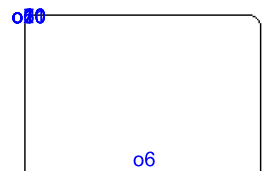
Shots by RUS

Goals (o): 9

SSG (+): 12

SSP (-): 2

SPG (-): 6



GK 20 of POL



Period: 2



Shots by POL

Goals (o): 0

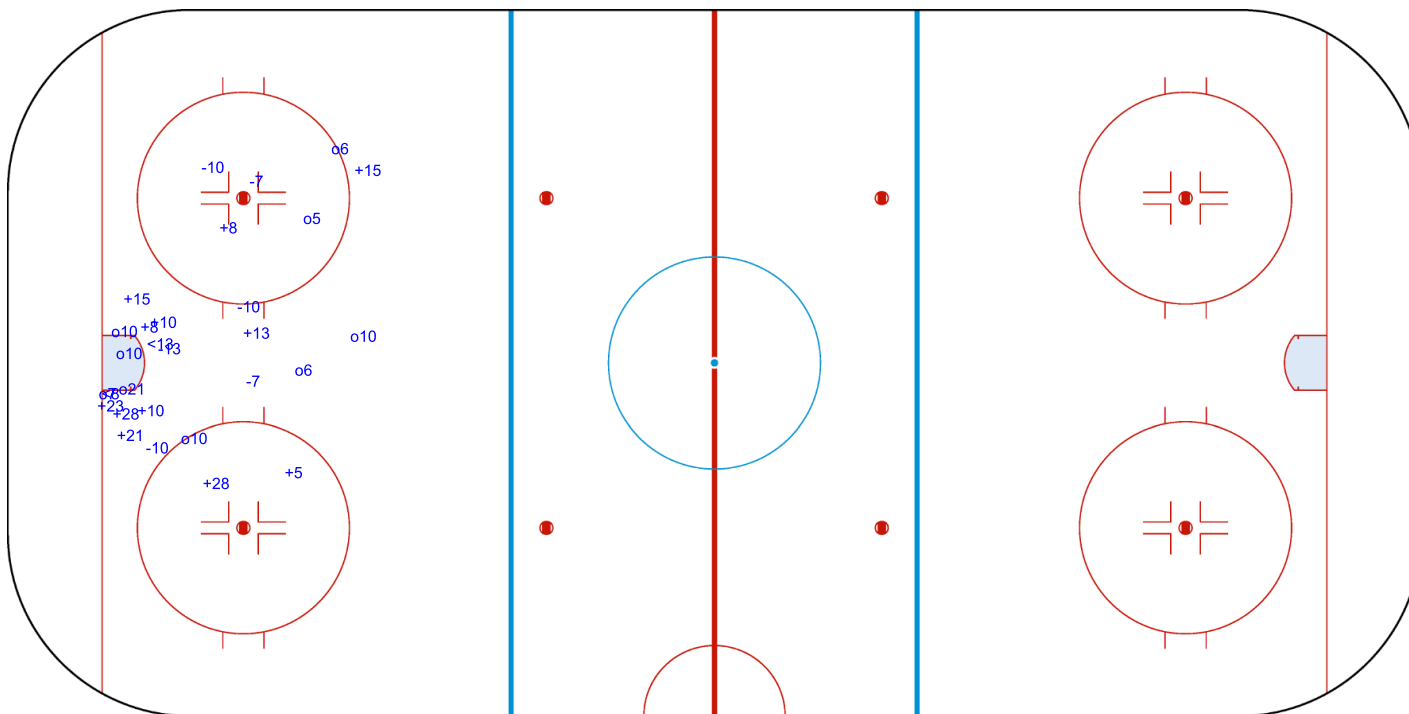
SSG (+): 0

SSP (>): 0

SPG (-): 0



GK 1 of RUS



Legend:

GK

Goalkeeper

SPG

Shots past goal

SSG

Shots saved by goalkeeper

SSP

Shots saved by player



Ice Hockey  
Mixed  
Round Robin

Shot Chart  
As of SUN 17 NOV 2019

RUS - POL

Shots by POL

Goals (o): 0      SSG (+): 1  
SSP (-): 0      SPG (-): 0



GK 20 of RUS




Period: 3

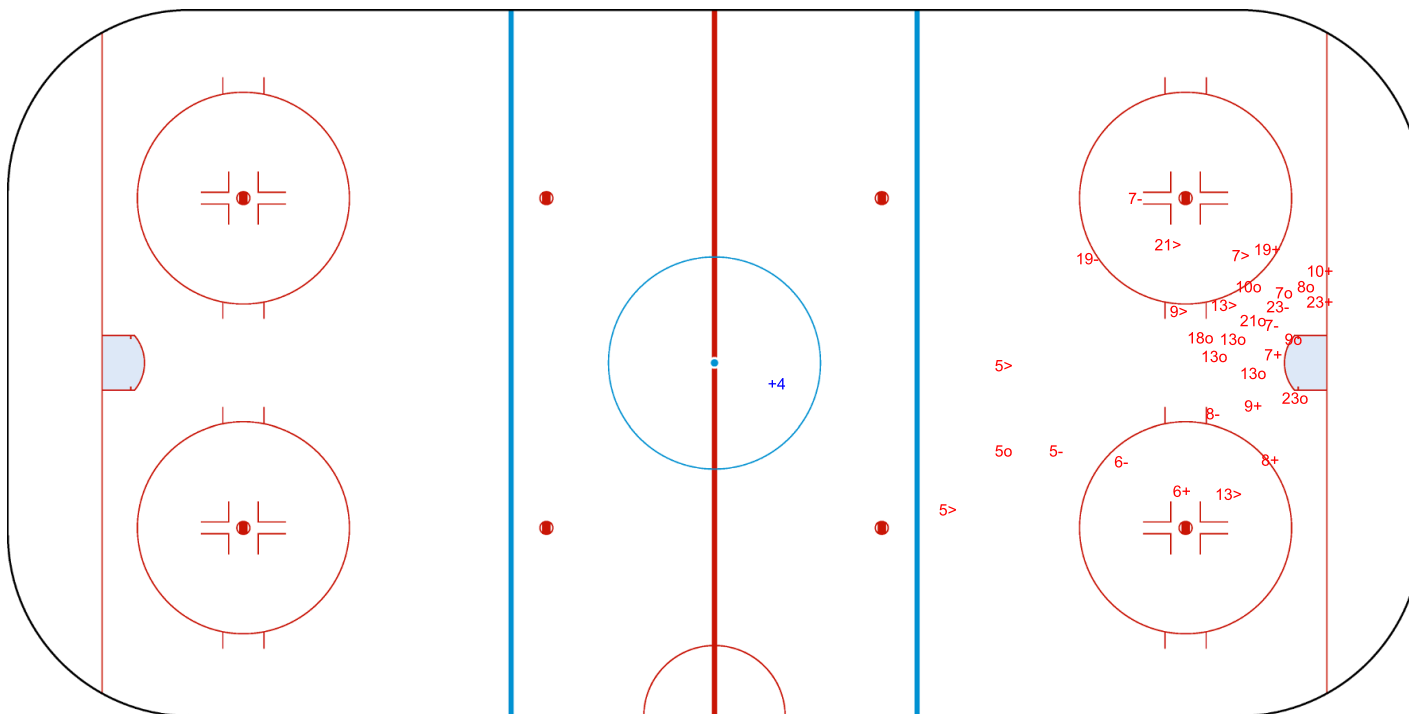


Shots by RUS

Goals (o): 11      SSG (+): 7  
SSP (>): 7      SPG (-): 7



GK 20 of POL



Legend:					
<b>GK</b>	Goalkeeper	<b>SPG</b>	Shots past goal	<b>SSG</b>	Shots saved by goalkeeper
				<b>SSP</b>	Shots saved by player

**Face-off Chart**  
As of SUN 17 NOV 2019  
**RUS - POL**

**PERIOD 1**

	RUS	POL	RUS	POL	RUS	POL	Total wins all zones
	Def. zone	Att. zone	Neutral zone		Att. zone	Def. zone	
			+ 9	- 68	- 18	+ 68	
			- 18	+ 68	+ 9	- 68	
			+ 9	- 77	+ 18	- 68	
			+ 9	- 77	+ 9	- 68	
			+ 9	- 68	- 18	+ 68	
			+ 18	- 68			
			+ 18	- 77			
			+ 18	- 77			
		+ 18	- 68				
Total wins / period			8 / 89%	1 / 11%	3 / 60%	2 / 40%	
						RUS	POL
						11 / 79%	3 / 21%

**PERIOD 2**

Total wins / period	RUS	POL	RUS	POL	RUS	POL	Total wins all zones
	Def. zone	Att. zone	Neutral zone		Att. zone	Def. zone	
			+ 9	- 68	- 23	+ 77	
			- 9	+ 77	+ 9	- 77	
			+ 18	- 16	+ 23	- 16	
			- 18	+ 77	+ 9	- 16	
			+ 18	- 68	+ 18	- 77	
			+ 23	- 77	+ 9	- 87	
			+ 23	- 77			
			+ 9	- 68			
			+ 18	- 77			
			- 18	+ 77			
+ 18			- 68				
+ 23	- 77						
Total wins / period		9 / 75%	3 / 25%	5 / 83%	1 / 17%		
						RUS	POL
						14 / 78%	4 / 22%

**PERIOD 3**

Total wins / period	RUS	POL	RUS	POL	RUS	POL	Total wins all zones
	Def. zone	Att. zone	Neutral zone		Att. zone	Def. zone	
			+ 9	- 4	+ 18	- 4	
			+ 9	- 4	- 23	+ 4	
			+ 18	- 4	+ 23	- 4	
			+ 23	- 4	+ 23	- 4	
			- 9	+ 4	+ 19	- 4	
			+ 8	- 4	+ 18	- 4	
			- 9	+ 4	+ 9	- 4	
			- 18	+ 4	+ 18	- 68	
			+ 18	- 68			
			+ 23	- 4			
		+ 23	- 4				
	- 13	+ 4					
Total wins / period		8 / 67%	4 / 33%	7 / 88%	1 / 12%		
						RUS	POL
						15 / 75%	5 / 25%

### TOTAL

Total wins / game	<table><tr><th>RUS</th><th>POL</th></tr><tr><th>Def. zone</th><th>Att. zone</th></tr><tr><td colspan="2"></td></tr></table>	RUS	POL	Def. zone	Att. zone			<table><tr><th>RUS</th><th>POL</th></tr><tr><th colspan="2">Neutral zone</th></tr><tr><td colspan="2"></td></tr></table>	RUS	POL	Neutral zone				<table><tr><th>RUS</th><th>POL</th></tr><tr><th>Att. zone</th><th>Def. zone</th></tr><tr><td colspan="2"></td></tr></table>	RUS	POL	Att. zone	Def. zone			<table><tr><th colspan="2">Total wins all zones</th></tr><tr><th>RUS</th><th>POL</th></tr><tr><td>40 / 77%</td><td>12 / 23%</td></tr></table>	Total wins all zones		RUS	POL	40 / 77%	12 / 23%
	RUS	POL																										
	Def. zone	Att. zone																										
RUS	POL																											
Neutral zone																												
RUS	POL																											
Att. zone	Def. zone																											
Total wins all zones																												
RUS	POL																											
40 / 77%	12 / 23%																											
		<table><tr><td>25 / 76%</td><td>8 / 24%</td></tr></table>	25 / 76%	8 / 24%	<table><tr><td>15 / 79%</td><td>4 / 21%</td></tr></table>	15 / 79%	4 / 21%																					
25 / 76%	8 / 24%																											
15 / 79%	4 / 21%																											

### HEAD TO HEAD

	No.	POL					Tot	wins RUS	Dz	Nz	Az
		4	16	68	77	87					
RUS	8	1 - 0					1	1 100%		1 100%	
	9	3 - 2	1 - 0	6 - 0	3 - 1	1 - 0	17	14 82%		8 73%	6 100%
	13	0 - 1					1	0 0%		0 0%	
	18	3 - 1	1 - 0	7 - 3	4 - 2		21	15 71%		10 71%	5 71%
	19	1 - 0					1	1 100%			1 100%
	23	5 - 1	1 - 0		3 - 1		11	9 82%		6 100%	3 60%
	Tot	18	3	16	14	1	52	40 77%	%	25 76%	15 79%
	wins POL	5 28%	0 0%	3 19%	4 29%	0 0%	12 23%				
	Dz	1 14%	0 0%	2 33%	1 33%	0 0%	4 21%				
	Nz	4 36%	0 0%	1 10%	3 27%		8 24%				
	Az						%				

**Legend:**

**Az** Attacking zone      **Dz** Defending zone      **No.** Jersey number      **Nz** Neutral zone      **Tot** Total face-offs played



## Game Roster

As of SUN 17 NOV 2019

### CHN - GER

**Referee**

GRUMSEN Jacob (DEN)

**Linesmen**

NOTHEGGER David (AUT) , RUNDSTROM Tony (SWE)

**Goalkeepers****Team:** CHN

No.	Name	Gen	GP	MIP	GA	SVS	SOG	SVS%	GAA
1	WANG Wei	M	0	00:00	0	0	0	0.00	0.00
20	JI Yan Zhao	M	0	00:00	0	0	0	0.00	0.00

**Team Roster****Team:** CHN (red)

No.	Pos.	Name	Gen	GP	G	A	PTS	PIM	+/-
1	GK	WANG Wei	M	0	0	0	0	0	
5	F	BAI Xue Song	M	0	0	0	0	0	0
7	D	XU Jin Qiang	M	0	0	0	0	0	0
8	F	WANG Zhi Dong	M	0	0	0	0	0	0
10	D	LI Zhen Yang	M	0	0	0	0	0	0
12	F	CHE Hang	M	0	0	0	0	0	0
15	F	SONG Xiao Dong	M	0	0	0	0	0	0
16	F	GUO Xi Zhu	M	0	0	0	0	0	0
17	F	SHEN Yi Feng	M	0	0	0	0	0	0
18	F	WANG Ju Jiang	M	0	0	0	0	0	0
19	F	ZHANG Zheng	M	0	0	0	0	0	0
20	GK	JI Yan Zhao	M	0	0	0	0	0	
22	D	HU Guang Jian	M	0	0	0	0	0	0
23	F	CUI Yo Tao	M	0	0	0	0	0	0
24	D	ZHU Zhan Fu	M	0	0	0	0	0	0
28	F	TIAN Jin Tao	M	0	0	0	0	0	0
30	F	QIU Dian Peng	M	0	0	0	0	0	0

**Head Coach:** SHARSHUKOV Nikolay**Team:** GER

No.	Name	Gen	GP	MIP	GA	SVS	SOG	SVS%	GAA
15	BRZOSKA Klaus	M	0	00:00	0	0	0	0.00	0.00
47	KUNST Simon	M	0	00:00	0	0	0	0.00	0.00

**Team:** GER (white)

No.	Pos.	Name	Gen	GP	G	A	PTS	PIM	+/-
3	F	DISVELD Bas	M	0	0	0	0	0	0
4	D	KRUEGER Nils	M	0	0	0	0	0	0
6	D	RAEDLER Hugo	M	0	0	0	0	0	0
7	F	BENTZEN Finn	M	0	0	0	0	0	0
11	F	WOLFF Jacob	M	0	0	0	0	0	0
12	D	JASTER Christian	M	0	0	0	0	0	0
15	GK	BRZOSKA Klaus	M	0	0	0	0	0	
22	F	MUEHLHANS Veit	M	0	0	0	0	0	0
33	F	KUHLLAUENSTEIN Ingo	M	0	0	0	0	0	0
43	F	HERING Bernhard	M	0	0	0	0	0	0
47	GK	KUNST Simon	M	0	0	0	0	0	
52	D	PABST Robert	M	0	0	0	0	0	0
69	D	SKLORZ Lucas	M	0	0	0	0	0	0
77	F	WEDDE Joerg	M	0	0	0	0	0	0
83	D	PILZ Christian	M	0	0	0	0	0	0
97	F	SCHRADER Felix	M	0	0	0	0	0	0

**Head Coach:** POKORNY Andreas**Legend:**

<b>A</b> Assists	<b>D</b> Defence	<b>F</b> Forward	<b>G</b> Goals
<b>GA</b> Goals against	<b>GAA</b> Goals against as average per 45 minutes	<b>Gen</b> Gender	<b>GK</b> Goalkeeper
<b>GP</b> Games played	<b>M</b> Male	<b>MIP</b> Minutes and seconds played	<b>No.</b> Jersey number
<b>PIM</b> Penalties in minutes	<b>Pos.</b> Position	<b>PTS</b> Points	<b>SOG</b> Shots on goal
<b>SVS</b> Saves	<b>SVS%</b> Saves in percentage	<b>+/-</b> Plus/minus net	



Ice Hockey  
Mixed  
Round Robin

Line-ups  
As of SUN 17 NOV 2019

CHN - GER

Referee

GRUMSEN Jacob (DEN)

Linesmen

NOTHEGGER David (AUT) , RUNDSTROM Tony (SWE)

Goalkeepers

Team: CHN

No.	Name	Gen
1	WANG Wei	M
20	JI Yan Zhao	M

Team: GER

No.	Name	Gen
47	KUNST Simon	M
15	BRZOSKA Klaus	M

Team Line-ups

Team: CHN (red)

No.	Pos.	Name	Gen
7	D	XU Jin Qiang +A	M
10	D	LI Zhen Yang	M
8	F	WANG Zhi Dong	M
17	F	SHEN Yi Feng	M
23	F	CUI Yo Tao +C	M
22	D	HU Guang Jian	M
24	D	ZHU Zhan Fu	M
15	F	SONG Xiao Dong	M
18	F	WANG Ju Jiang	M
19	F	ZHANG Zheng	M
5	F	BAI Xue Song +A	M
16	F	GUO Xi Zhu	M
28	F	TIAN Jin Tao	M

Head Coach: SHARSHUKOV Nikolay

NOT DRESSED:

12	F	CHE Hang	M
30	F	QIU Dian Peng	M

Team: GER (white)

No.	Pos.	Name	Gen
52	D	PABST Robert +A	M
69	D	SKLORZ Lucas	M
43	F	HERING Bernhard	M
77	F	WEDDE Joerg +A	M
97	F	SCHRADER Felix	M
6	D	RAEDLER Hugo	M
83	D	PILZ Christian	M
3	F	DISVELD Bas +C	M
11	F	WOLFF Jacob	M
33	F	KUHLLI-LAUENSTEIN Ingo	M
12	D	JASTER Christian	M
7	F	BENTZEN Finn	M
22	F	MUEHLHANS Veit	M

Head Coach: POKORNY Andreas

NOT DRESSED:

4	D	KRUEGER Nils	M
---	---	--------------	---

Legend:

<b>D</b>	Defence	<b>F</b>	Forward	<b>Gen</b>	Gender	<b>M</b>	Male
<b>No.</b>	Jersey number	<b>Pos.</b>	Position	<b>+A</b>	Assistant captain	<b>+C</b>	Captain



## Graphical Line-ups

As of SUN 17 NOV 2019

### CHN - GER

#### Referee

GRUMSEN Jacob (DEN)

#### Linesmen

NOTHEGGER David (AUT) , RUNDSTROM Tony (SWE)

**Team:** CHN - China (red)

**Head Coach:** SHARSHUKOV Nikolay

S1		1 WANG Wei									
20 JI Yan Zhao											
S3		10 LI Zhen Yang		S2		7 XU Jin Qiang +A					
S6		23 CUI Yo Tao +C		S5		17 SHEN Yi Feng		S4		8 WANG Zhi Dong	
24 ZHU Zhan Fu				22 HU Guang Jian							
15 SONG Xiao Dong			19 ZHANG Zheng			18 WANG Ju Jiang					
28 TIAN Jin Tao				5 BAI Xue Song +A				16 GUO Xi Zhu			

**Team:** GER - Germany (white)

**Head Coach:** POKORNY Andreas

S147 KUNST Simon		
15 BRZOSKA Klaus		
S252 PABST Robert +A	S369 SKLORZ Lucas	
S577 WEDDE Joerg +A	S443 HERING Bernhard	S697 SCHRADER Felix
83 PILZ Christian		6 RAEDLER Hugo
11 WOLFF Jacob	33 KUHLE-LAUENSTEIN Ingo	3 DISVELD Bas +C
		22 MUEHLHANS Veit
	7 BENTZEN Finn	12 JASTER Christian

#### Legend:

**Sn** Starting position

**+A** Assistant captain

**+C** Captain



## Game Summary

As of SUN 17 NOV 2019

CHN - GER 4 - 1 (2 - 0, 1 - 1, 1 - 0)

Spectators	Referee	Linesmen
618	GRUMSEN Jacob (DEN)	NOTHEGGER David (AUT) , RUNDSTROM Tony (SWE)

## Team Statistics

Period	Score	SVS	SOG	PIM	TPP	PPG	SHG
1	2 : 0	2 : 6	8 : 2	10 : 4	02:00 : 00:00	0 : 0	0 : 0
2	1 : 1	5 : 5	6 : 6	4 : 4	02:33 : 00:33	0 : 0	0 : 0
3	1 : 0	6 : 6	7 : 6	0 : 2	02:00 : 00:00	0 : 0	0 : 0
<b>Total</b>	<b>4 : 1</b>	<b>13 : 17</b>	<b>21 : 14</b>	<b>14 : 10</b>	<b>06:33 : 00:33</b>	<b>0 : 0</b>	<b>0 : 0</b>

## 1st Period

Action	Time	ET/Res	Team	Type	No.	Name	(G) Name of Assistant(s) / Action Description
GK	00:00		CHN		1	WANG W	- Goalkeeper in
GK	00:00		GER		47	KUNST S	- Goalkeeper in
Penalty	04:31	06:31	GER	2 min.	3	DISVELD B	- Teeing
<b>Goal</b>	<b>10:27</b>	<b>1 : 0</b>	<b>CHN</b>	<b>EQ</b>	<b>23</b>	<b>CUI YT</b>	(1) 8 WANG ZD On Ice CHN 1 7 8 10 17 23 7 XU JQ GER 47 6 43 77 83 97
<b>Goal</b>	<b>13:19</b>	<b>2 : 0</b>	<b>CHN</b>	<b>EQ</b>	<b>28</b>	<b>TIAN JT</b>	(1) 5 BAI XS On Ice CHN 1 5 8 10 17 28 GER 47 6 33 43 83 97
Penalty	15:00	17:00	GER	2 min.	83	PILZ C	- Roughing
Penalty	15:00	25:00	CHN	10 min.	8	WANG ZD	- Unsportsmanlike Conduct

## 2nd Period

Action	Time	ET/Res	Team	Type	No.	Name	(G) Name of Assistant(s) / Action Description
<b>Goal</b>	<b>17:34</b>	<b>3 : 0</b>	<b>CHN</b>	<b>EQ</b>	<b>17</b>	<b>SHEN YF</b>	(1) 19 ZHANG Z On Ice CHN 1 5 17 19 24 28 GER 47 3 33 52 69 83
Penalty	18:57	20:57	GER	2 min.	77	WEDDE J	- Slashing
Penalty	19:30	21:30	CHN	2 min.	7	XU JQ	- Teeing
<b>Goal</b>	<b>23:49</b>	<b>3 : 1</b>	<b>GER</b>	<b>EQ</b>	<b>3</b>	<b>DISVELD B</b>	(1) 52 PABST R On Ice CHN 1 10 15 18 22 24 GER 47 3 33 43 52 69
Penalty	25:28	27:28	GER	2 min.	52	PABST R	- Tripping
Penalty	25:28	27:28	CHN	2 min.	17	SHEN YF	- Interference on a Goalkeeper

## 3rd Period

Action	Time	ET/Res	Team	Type	No.	Name	(G) Name of Assistant(s) / Action Description
Penalty	33:19	35:19	GER	2 min.	43	HERING B	- Boarding
<b>Goal</b>	<b>38:10</b>	<b>4 : 1</b>	<b>CHN</b>	<b>EQ</b>	<b>17</b>	<b>SHEN YF</b>	(2) On Ice CHN 1 5 8 17 23 24 GER 47 6 43 52 69 97
GK	45:00		CHN				1 WANG W - Goalkeeper out
GK	45:00		GER				47 KUNST S - Goalkeeper out

## Goalkeeper Records

Team : CHN - China

No.	Name	SOG	SVS	MIP
1	WANG Wei	14	13	45:00
20	JI Yan Zhao			

Team : GER - Germany

No.	Name	SOG	SVS	MIP
47	KUNST Simon	21	17	45:00
15	BRZOSKA Klaus			

## Game Statistics

Team : CHN (red)																								
Head Coach : SHARSHUKOV Nikolay												Shots on Goal					Time on Ice							
No.	Pos.	Name	Gen	G	A	P	PIM	FO+	FO-	FO+/-	FO%	1	2	3	OT	TS	+/-	1	2	3	OT	TOT	SHF	AVG
7	D	XU Jin Qiang +A	M	0	1	1	2	0	0	0	0.00	0	0	0		0	+1	0:00	0:00	0:00		0:00	0	0:00
8	F	WANG Zhi Dong	M	0	1	1	10	6	6	0	50.00	0	0	1		1	+3	0:00	0:00	0:00		0:00	0	0:00
10	D	LI Zhen Yang	M	0	0	0	0	2	5	-3	28.57	0	0	0		0	+1	0:00	0:00	0:00		0:00	0	0:00
17	F	SHEN Yi Feng (BP)	M	2	0	2	2	1	0	1	100.00	3	4	3		10	+4	0:00	0:00	0:00		0:00	0	0:00
23	F	CUI Yo Tao +C	M	1	0	1	0	0	2	-2	0.00	1	1	0		2	+2	0:00	0:00	0:00		0:00	0	0:00



# Ice Hockey

## Mixed

### Round Robin

Head Coach : SHARSHUKOV Nikolay												Shots on Goal					Time on Ice									
No.	Pos.	Name	Gen	G	A	P	PIM	FO+	FO-	FO+/-	FO%	1	2	3	OT	TS	+/-	1	2	3	OT	TOT	SHF	AVG		
15	F	SONG Xiao Dong	M	0	0	0	0	1	0	1	100.00	0	0	0		0	-1	0:00	0:00	0:00		0:00	0	0:00		
18	F	WANG Ju Jiang	M	0	0	0	0	0	1	-1	0.00	0	0	0		0	-1	0:00	0:00	0:00		0:00	0	0:00		
19	F	ZHANG Zheng	M	0	1	1	0	5	8	-3	38.46	0	1	1		2	+1	0:00	0:00	0:00		0:00	0	0:00		
22	D	HU Guang Jian	M	0	0	0	0	3	0	3	100.00	0	0	0		0	-1	0:00	0:00	0:00		0:00	0	0:00		
24	D	ZHU Zhan Fu	M	0	0	0	0	0	0	0	0.00	0	0	1		1	+1	0:00	0:00	0:00		0:00	0	0:00		
5	F	BAI Xue Song +A	M	0	1	1	0	5	3	2	62.50	1	0	0		1	+3	0:00	0:00	0:00		0:00	0	0:00		
16	F	GUO Xi Zhu	M	0	0	0	0	1	0	1	100.00	1	0	0		1	0	0:00	0:00	0:00		0:00	0	0:00		
28	F	TIAN Jin Tao	M	1	0	1	0	0	0	0	0.00	2	0	1		3	+2	0:00	0:00	0:00		0:00	0	0:00		
1	GK	WANG Wei	M	0	0	0	0					0	0	0		0										
20	GK	JI Yan Zhao	M	0	0	0	0					0	0	0		0										
Total				4	4	8	14	24	25	-1	48.98	8	6	7		21										

#### Team : GER (white)

Head Coach : POKORNY Andreas												Shots on Goal						Time on Ice							
No.	Pos.	Name	Gen	G	A	P	PIM	FO+	FO-	FO+/-	FO%	1	2	3	OT	TS	+/-	1	2	3	OT	TOT	SHF	AVG	
43	F	HERING Bernhard (BP)	M	0	0	0	2	16	11	5	59.26	0	2	3		5	-2	0:00	0:00	0:00		0:00	0	0:00	
52	D	PABST Robert +A	M	0	1	1	2	0	0	0	0.00	0	0	2		2	-1	0:00	0:00	0:00		0:00	0	0:00	
69	D	SKLORZ Lucas	M	0	0	0	0	0	0	0	0.00	0	0	0		0	-1	0:00	0:00	0:00		0:00	0	0:00	
77	F	WEDDE Joerg +A	M	0	0	0	2	1	1	0	50.00	1	1	1		3	-1	0:00	0:00	0:00		0:00	0	0:00	
97	F	SCHRADER Felix	M	0	0	0	0	0	1	-1	0.00	1	1	0		2	-3	0:00	0:00	0:00		0:00	0	0:00	
3	F	DISVELD Bas +C	M	1	0	1	2	3	2	1	60.00	0	1	0		1	0	0:00	0:00	0:00		0:00	0	0:00	
6	D	RAEDLER Hugo	M	0	0	0	0	0	0	0	0.00	0	0	0		0	-3	0:00	0:00	0:00		0:00	0	0:00	
11	F	WOLFF Jacob	M	0	0	0	0	1	3	-2	25.00	0	0	0		0	0	0:00	0:00	0:00		0:00	0	0:00	
33	F	KUHLI-LAUENSTEIN Ingo	M	0	0	0	0	4	6	-2	40.00	0	1	0		1	-1	0:00	0:00	0:00		0:00	0	0:00	
83	D	PILZ Christian	M	0	0	0	2	0	0	0	0.00	0	0	0		0	-3	0:00	0:00	0:00		0:00	0	0:00	
7	F	BENTZEN Finn	M	0	0	0	0	0	0	0	0.00	0	0	0		0	0	0:00	0:00	0:00		0:00	0	0:00	
12	D	JASTER Christian	M	0	0	0	0	0	0	0	0.00	0	0	0		0	0	0:00	0:00	0:00		0:00	0	0:00	
22	F	MUEHLHANS Veit	M	0	0	0	0	0	0	0	0.00	0	0	0		0	0	0:00	0:00	0:00		0:00	0	0:00	
15	GK	BRZOSKA Klaus	M	0	0	0	0					0	0	0		0									
47	GK	KUNST Simon	M	0	0	0	0					0	0	0		0									
Total					1	1	2	10	25	24	1	51.02	2	6	6		14								

### Round Robin

R	Team	GP	W	OTW	OTL	L	GDF	GF:GA	PTS
1	RUS	1	1	0	0	0	+27	27 : 0	3
2	SVK	1	1	0	0	0	+13	14 : 1	3
3	CHN	1	1	0	0	0	+3	4 : 1	3
4	GER	1	0	0	0	1	-3	1 : 4	0
5	GBR	1	0	0	0	1	-13	1 : 14	0
6	POL	1	0	0	0	1	-27	0 : 27	0

	CHN	GBR	GER	POL	RUS	SVK
CHN	*****	FRI 22 NOV 11:00	4:1	TUE 19 NOV 15:00	THU 21 NOV 15:00	MON 18 NOV 15:00
GBR	FRI 22 NOV 11:00	*****	TUE 19 NOV 19:00	THU 21 NOV 11:00	MON 18 NOV 11:00	1:14
GER	1:4	TUE 19 NOV 19:00	*****	MON 18 NOV 19:00	FRI 22 NOV 19:00	THU 21 NOV 19:00
POL	TUE 19 NOV 15:00	THU 21 NOV 11:00	MON 18 NOV 19:00	*****	0:27	FRI 22 NOV 15:00
RUS	THU 21 NOV 15:00	MON 18 NOV 11:00	FRI 22 NOV 19:00	27:0	*****	TUE 19 NOV 11:00
SVK	MON 18 NOV 15:00	14:1	THU 21 NOV 19:00	FRI 22 NOV 15:00	TUE 19 NOV 11:00	*****

#### Legend:

<b>(G)</b> Goals in tournament	<b>+/-</b> Plus/minus net	<b>+A</b> Assistant captain	<b>+C</b> Captain
<b>A</b> Assists	<b>D</b> Defence	<b>EQ</b> Equal strength	<b>ET/Res</b> Penalty end time/Result of game
<b>F</b> Forward	<b>FO-</b> Face-offs lost	<b>FO%</b> Face-offs won as percentage	<b>FO+</b> Face-offs won
<b>FO+/-</b> Face-offs net	<b>G</b> Goals	<b>GA</b> Goals against	<b>GDF</b> Goal difference
<b>Gen</b> Gender	<b>GF</b> Goals for	<b>GK</b> Goalkeeper	<b>GP</b> Games played
<b>L</b> Losses	<b>M</b> Male	<b>MIP</b> Minutes in play (GK)	<b>No.</b> Jersey number
<b>OT</b> Overtime	<b>OTL</b> Overtime losses	<b>OTW</b> Overtime wins	<b>P</b> Points
<b>PIM</b> Penalties in minutes	<b>Pos.</b> Position	<b>PPG</b> Power play goals	<b>PTS</b> Points
<b>R</b> Rank	<b>SHG</b> Shorthanded goals	<b>SOG</b> Shots on goal	<b>SVS</b> Saves
<b>TPP</b> Time on power play	<b>TS</b> Total shots	<b>W</b> Wins	




Ice Hockey  
Mixed  
Round Robin

Shot Chart  
As of SUN 17 NOV 2019

CHN - GER

Shots by CHN

Goals (o): 2      SSG (+): 6  
SSP (<): 1      SPG (-): 3



GK 47 of GER



Period: 1

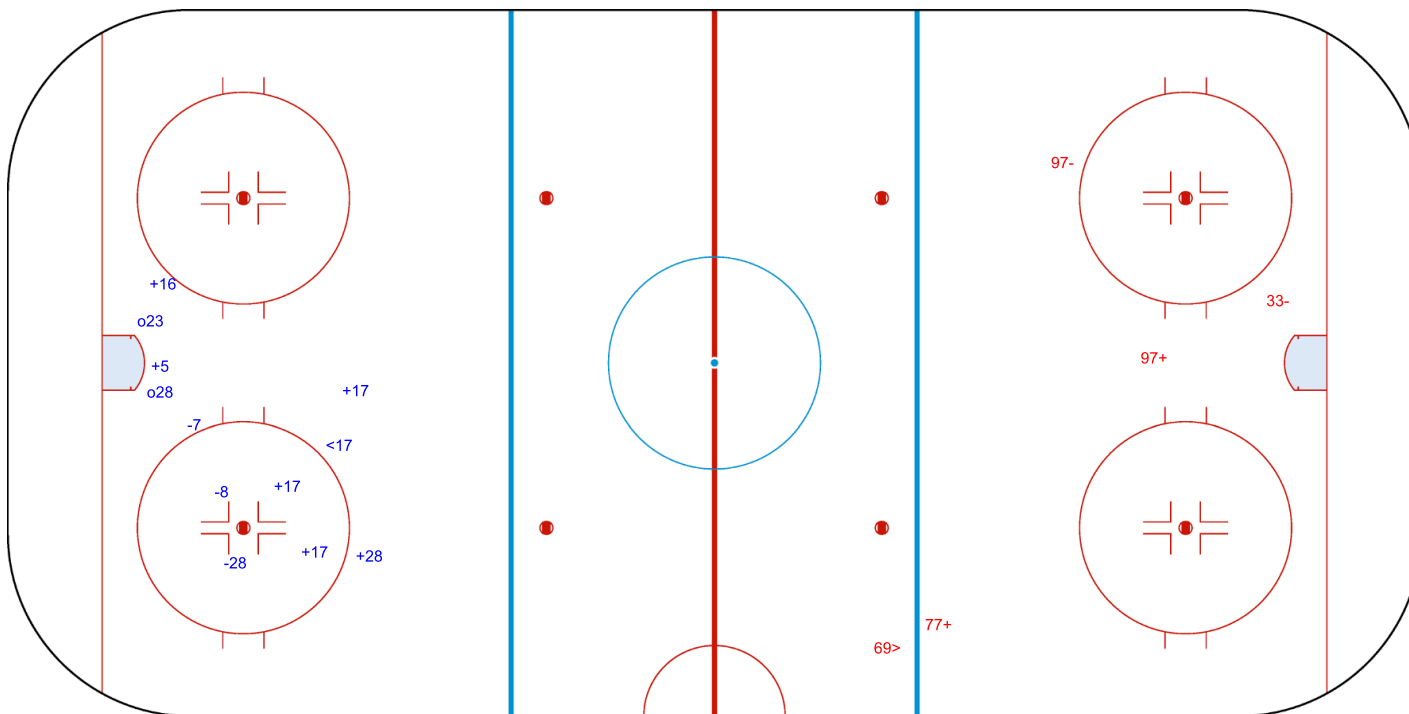


Shots by GER

Goals (o): 0      SSG (+): 2  
SSP (>): 1      SPG (-): 2



GK 1 of CHN



Legend:

**GK**      Goalkeeper      **SPG**      Shots past goal      **SSG**      Shots saved by goalkeeper      **SSP**      Shots saved by player



Ice Hockey  
Mixed  
Round Robin

Shot Chart  
As of SUN 17 NOV 2019

CHN - GER

Shots by GER

Goals (o): 1      SSG (+): 5  
SSP (<): 0      SPG (-): 2




Period: 2


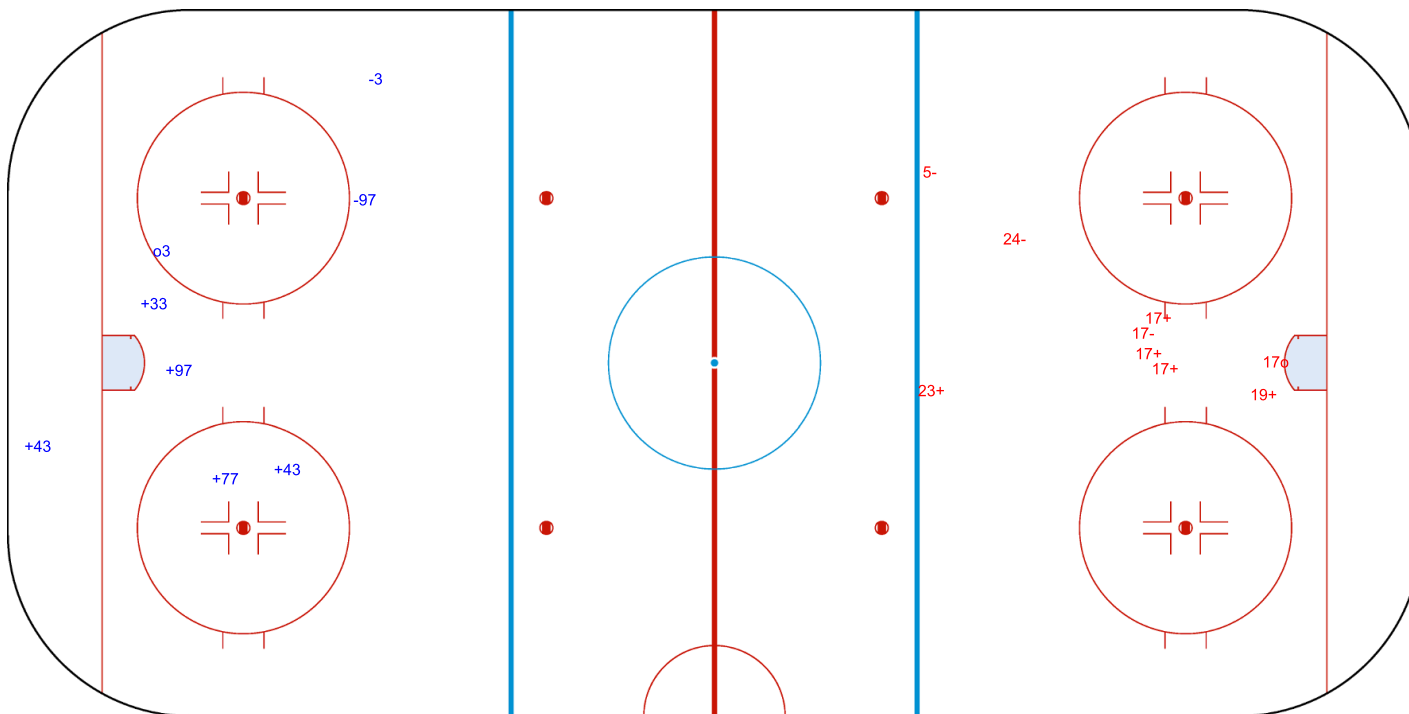


Shots by CHN

Goals (o): 1      SSG (+): 5  
SSP (>): 0      SPG (-): 3



GK 1 of CHN



GK 47 of GER

Legend:					
GK	Goalkeeper	SPG	Shots past goal	SSG	Shots saved by goalkeeper
				SSP	Shots saved by player




Ice Hockey  
Mixed  
Round Robin

Shot Chart  
As of SUN 17 NOV 2019

CHN - GER

Shots by CHN

Goals (o): 1      SSG (+): 6  
SSP (<): 0      SPG (-): 5



GK 47 of GER




Period: 3

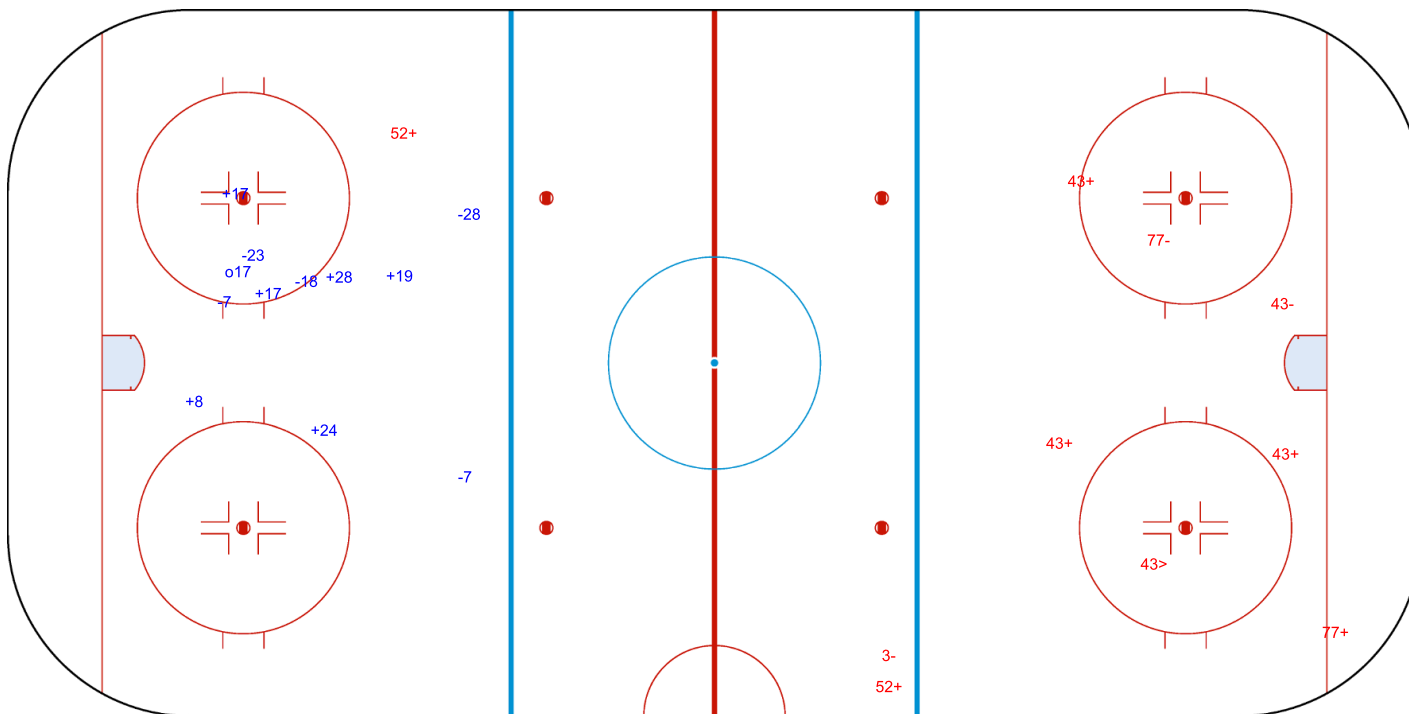


Shots by GER

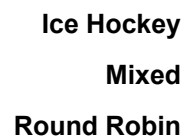
Goals (o): 0      SSG (+): 6  
SSP (>): 1      SPG (-): 3



GK 1 of CHN



Legend:							
<b>GK</b>	Goalkeeper	<b>SPG</b>	Shots past goal	<b>SSG</b>	Shots saved by goalkeeper	<b>SSP</b>	Shots saved by player



	PERIOD 1
--	----------

PERIOD 2	
----------	--

PERIOD 3	
----------	--

TOTAL	
-------	--

Page 1/2

## HEAD TO HEAD

		GER										
	No.	3	11	33	43	77	97	Tot	wins CHN	Dz	Nz	Az
CHN	5			1 - 0	4 - 3			8	5 63%	1 100%	1 25%	3 100%
	8	1 - 1		1 - 1	4 - 3	0 - 1		12	6 50%	4 57%	1 25%	1 100%
	10	0 - 1	1 - 0		1 - 4			7	2 29%	1 33%	0 0%	1 33%
	15		1 - 0					1	1 100%	1 100%		
	16						1 - 0	1	1 100%			1 100%
	17					1 - 0		1	1 100%			1 100%
	18			0 - 1				1	0 0%			0 0%
	19	1 - 0	1 - 1	2 - 2	1 - 5			13	5 38%	0 0%	1 33%	4 50%
	22			2 - 0	1 - 0			3	3 100%	1 100%		2 100%
	23	0 - 1			0 - 1			2	0 0%	0 0%	0 0%	
Tot		5	4	10	27	2	1	49	24 49%	8 50%	3 23%	13 65%
wins GER		3 60%	1 25%	4 40%	16 59%	1 50%	0 0%	25 51%				
Dz		1 50%	0 0%	3 43%	3 43%	0 0%	0 0%	7 35%				
Nz			1 100%	1 100%	7 70%	1 100%		10 77%				
Az		2 67%	0 0%	0 0%	6 60%			8 50%				

**Legend:**

**Az** Attacking zone      **Dz** Defending zone      **No.** Jersey number      **Nz** Neutral zone      **Tot** Total face-offs played





## Game Roster

As of MON 18 NOV 2019

## RUS - GBR

## Referee

ESPOSITO Bobby (USA)

## Linesmen

FAZEKAS Tibor (SRB) , HUS Igor (SVK)

## Goalkeepers

## Team: RUS

No.	Name	Gen	GP	MIP	GA	SVS	SOG	SVS%	GAA
1	PLOTNIKOV Evgenii	M	1	23:28	0	0	0	0.00	0.00
20	KAMANTSEV Vladimir	M	1	21:32	0	1	1	100.00	0.00

## Team Roster

## Team: RUS (red)

No.	Pos.	Name	Gen	GP	G	A	PTS	PIM	+/-
1	GK	PLOTNIKOV Evgenii	M	1	0	0	0	0	
4	D	EREMIN Aleksei	M	0	0	0	0	0	0
5	D	VARLAKOV Vasilii	M	1	2	4	6	0	+13
6	D	MIACHIN Mikhail	M	1	3	6	9	0	+14
7	F	SEVERIN Roman	M	1	1	0	1	0	+3
8	F	LISOV Dmitrii	M	1	3	2	5	0	+9
9	F	KHAMZIN Airat	M	1	3	2	5	0	+8
10	F	MALETSKIY Igor	M	1	5	0	5	0	+11
13	F	SHIKHOV Konstantin	M	1	4	7	11	0	+15
15	D	GALKIN Dmitrii	M	1	0	5	5	0	+11
18	F	SOKOLOV Andrey	M	1	2	3	5	0	+14
19	D	KUZNETSOV Ivan	M	1	1	2	3	0	+11
20	GK	KAMANTSEV Vladimir	M	1	0	0	0	0	
21	F	PETROV Evgenii	M	1	2	1	3	0	+7
22	F	TERENTEV Nikolai	M	0	0	0	0	0	0
23	F	VOLKOV Ilia	M	1	1	1	2	0	+6
28	F	KUZMINYKH Maksim	M	1	0	2	2	0	+2

Head Coach: BATYRSHIN Ruslan

## Team: GBR

No.	Name	Gen	GP	MIP	GA	SVS	SOG	SVS%	GAA
20	HACKWORTH Bryan	M	1	45:00	14	17	31	54.84	14.00

## Team: GBR (white)

No.	Pos.	Name	Gen	GP	G	A	PTS	PIM	+/-
4	F	WOOLLIAS Matt	M	1	1	0	1	0	-11
5	D	CLARKSON Matt	M	1	0	0	0	2	-11
6	F	NICHOLSON Karl	M	1	0	1	1	0	-11
9	F	CHRISTOPHER Tyler	M	1	0	0	0	0	-10
13	D	LAHAN Dean	M	1	0	0	0	0	-2
14	F	BOOTH Anthony	M	1	0	0	0	0	-3
20	GK	HACKWORTH Bryan	M	1	0	0	0	0	
27	D	le GALLOUDEC Jonathon	M	1	0	0	0	0	-9
28	D	COLQUITT Mark	M	1	0	0	0	0	-6
94	F	QUINN Martin	M	1	0	0	0	0	-2

Head Coach: OFFERS Ian

## Legend:

<b>A</b> Assists	<b>D</b> Defence	<b>F</b> Forward	<b>G</b> Goals
<b>GA</b> Goals against	<b>GAA</b> Goals against as average per 45 minutes	<b>Gen</b> Gender	<b>GK</b> Goalkeeper
<b>GP</b> Games played	<b>M</b> Male	<b>MIP</b> Minutes and seconds played	<b>No.</b> Jersey number
<b>PIM</b> Penalties in minutes	<b>Pos.</b> Position	<b>PTS</b> Points	<b>SOG</b> Shots on goal
<b>SVS</b> Saves	<b>SVS%</b> Saves in percentage	<b>+/-</b> Plus/minus net	



Ice Hockey  
Mixed  
Round Robin

Line-ups  
As of MON 18 NOV 2019

RUS - GBR

Referee

ESPOSITO Bobby (USA)

Linesmen

FAZEKAS Tibor (SRB) , HUS Igor (SVK)

Goalkeepers

Team: RUS

No.	Name	Gen
20	KAMANTSEV Vladimir	M
1	PLOTNIKOV Evgenii	M

Team: GBR

No.	Name	Gen
20	HACKWORTH Bryan	M

Team Line-ups

Team: RUS (red)

No.	Pos.	Name	Gen
5	D	VARLAKOV Vasilii	M
6	D	MIACHIN Mikhail	M
13	F	SHIKHOV Konstantin	M
18	F	SOKOLOV Andrey	M
22	F	TERENTEV Nikolai	M
15	D	GALKIN Dmitrii	M
19	D	KUZNETSOV Ivan	M
8	F	LISOV Dmitrii +C	M
9	F	KHAMZIN Airat	M
21	F	PETROV Evgenii +A	M
4	D	EREMIN Aleksei	M
10	F	MALETSKIY Igor	M
23	F	VOLKOV Ilia +A	M

Head Coach: BATYRSHIN Ruslan

Team: GBR (white)

No.	Pos.	Name	Gen
5	D	CLARKSON Matt +A	M
27	D	le GALLOUDEC Jonathon	M
4	F	WOOLLIAS Matt	M
6	F	NICHOLSON Karl +A	M
9	F	CHRISTOPHER Tyler +C	M
13	D	LAHAN Dean	M
28	D	COLQUITT Mark	M
14	F	BOOTH Anthony	M
94	F	QUINN Martin	M

Head Coach: OFFERS Ian

NOT DRESSED:

7	F	SEVERIN Roman	M
28	F	KUZMINYKH Maksim	M

Legend:

<b>D</b>	Defence	<b>F</b>	Forward	<b>Gen</b>	Gender	<b>M</b>	Male
<b>No.</b>	Jersey number	<b>Pos.</b>	Position	<b>+A</b>	Assistant captain	<b>+C</b>	Captain

## Graphical Line-ups

As of MON 18 NOV 2019

### RUS - GBR

#### Referee

ESPOSITO Bobby (USA)

#### Linesmen

FAZEKAS Tibor (SRB) , HUS Igor (SVK)

**Team:** RUS - Russia (red)

**Head Coach:** BATYRSHIN Ruslan

S1 20 KAMANTSEV Vladimir		
1 PLOTNIKOV Evgenii		
S2 5 VARLAKOV Vasilii	S3 6 MIACHIN Mikhail	
S6 22 TERENCEV Nikolai	S5 18 SOKOLOV Andrey	S4 13 SHIKHOV Konstantin
15 GALKIN Dmitrii		19 KUZNETSOV Ivan
21 PETROV Evgenii +A	9 KHAMZIN Airat	8 LISOV Dmitrii +C
10 MALETSKIY Igor	23 VOLKOV Ilia +A	4 EREMIN Aleksei

**Team:** GBR - Great Britain (white)

**Head Coach:** OFFERS Ian

S1 20 HACKWORTH Bryan		
S3 27 le GALLOUDEC Jonathon	S2 5 CLARKSON Matt +A	
S6 9 CHRISTOPHER Tyler +C	S5 6 NICHOLSON Karl +A	S4 4 WOOLLIAS Matt
28 COLQUITT Mark		
94 QUINN Martin	14 BOOTH Anthony	13 LAHAN Dean

#### Legend:

Sn Starting position

+A Assistant captain

+C Captain

## Game Summary

As of MON 18 NOV 2019

RUS - GBR 25 - 0 (7 - 0 , 8 - 0 , 10 - 0)

Spectators	Referee	Linesmen
53	ESPOSITO Bobby (USA)	FAZEKAS Tibor (SRB) , HUS Igor (SVK)

## Team Statistics

Period	Score	SVS	SOG	PIM	TPP	PPG	SHG
1	7 : 0	2 : 18	25 : 2	2 : 2	01:57 : 02:00	0 : 0	0 : 0
2	8 : 0	0 : 12	20 : 0	0 : 4	02:08 : 00:00	2 : 0	0 : 0
3	10 : 0	1 : 12	22 : 1	6 : 4	00:51 : 04:00	1 : 0	2 : 0
<b>Total</b>	<b>25 : 0</b>	<b>3 : 42</b>	<b>67 : 3</b>	<b>8 : 10</b>	<b>04:56 : 06:00</b>	<b>3 : 0</b>	<b>2 : 0</b>

## 1st Period

Action	Time	ET/Res	Team	Type	No.	Name	(G) Name of Assistant(s) / Action Description
GK	00:00		RUS		20	KAMANTSEV V	- Goalkeeper in
GK	00:00		GBR		20	HACKWORTH B	- Goalkeeper in
<b>Goal</b>	<b>02:43</b>	<b>1 : 0</b>	<b>RUS</b>	<b>EQ</b>	<b>13</b>	<b>SHIKHOV K</b>	(5) 22 TERENCEV N On Ice RUS 20 5 6 13 18 22 GBR 20 4 5 6 9 27
<b>Goal</b>	<b>03:50</b>	<b>2 : 0</b>	<b>RUS</b>	<b>EQ</b>	<b>21</b>	<b>PETROV E</b>	(3) 19 KUZNETSOV I On Ice RUS 20 8 9 15 19 21 GBR 20 4 5 6 9 27
<b>Goal</b>	<b>03:59</b>	<b>3 : 0</b>	<b>RUS</b>	<b>EQ</b>	<b>13</b>	<b>SHIKHOV K</b>	(6) 22 TERENCEV N On Ice RUS 20 5 6 13 18 22 GBR 20 4 5 6 9 27
Penalty	05:01	07:01	RUS	2 min.	18	SOKOLOV A	- Interference
<b>Goal</b>	<b>07:05</b>	<b>4 : 0</b>	<b>RUS</b>	<b>EQ</b>	<b>22</b>	<b>TERENCEV N</b>	(1) 13 SHIKHOV K On Ice RUS 20 5 6 13 18 22 GBR 20 4 5 6 9 27
<b>Goal</b>	<b>08:34</b>	<b>5 : 0</b>	<b>RUS</b>	<b>EQ</b>	<b>22</b>	<b>TERENCEV N</b>	(2) 13 SHIKHOV K On Ice RUS 20 5 6 13 18 22 GBR 20 4 5 6 9 28
<b>Goal</b>	<b>10:13</b>	<b>6 : 0</b>	<b>RUS</b>	<b>EQ</b>	<b>22</b>	<b>TERENCEV N</b>	(3) 5 VARLAKOV V On Ice RUS 20 5 6 13 18 22 GBR 20 4 5 9 14 27
<b>Goal</b>	<b>10:38</b>	<b>7 : 0</b>	<b>RUS</b>	<b>EQ</b>	<b>8</b>	<b>LISOV D</b>	(4) 9 KHAMZIN A On Ice RUS 20 8 9 15 19 21 GBR 20 4 5 6 14 27
Penalty	13:03	15:03	GBR	2 min.	5	CLARKSON M	- Holding an opponent

## 2nd Period

Action	Time	ET/Res	Team	Type	No.	Name	(G) Name of Assistant(s) / Action Description
<b>Goal</b>	<b>17:09</b>	<b>8 : 0</b>	<b>RUS</b>	<b>EQ</b>	<b>9</b>	<b>KHAMZIN A</b>	(4) 21 PETROV E On Ice RUS 20 8 9 15 19 21 GBR 20 4 5 6 9 27
<b>Goal</b>	<b>17:38</b>	<b>9 : 0</b>	<b>RUS</b>	<b>EQ</b>	<b>21</b>	<b>PETROV E</b>	(4) 9 KHAMZIN A On Ice RUS 20 8 9 15 19 21 GBR 20 4 5 6 9 27
Penalty	20:18	21:09	GBR	2 min.	4	WOOLLIAS M	- Teeing
<b>Goal</b>	<b>21:09</b>	<b>10 : 0</b>	<b>RUS</b>	<b>PP1</b>	<b>22</b>	<b>TERENCEV N</b>	(4) 18 SOKOLOV A On Ice RUS 20 13 15 18 19 22 13 SHIKHOV K GBR 20 6 9 27 28 *
<b>Goal</b>	<b>22:12</b>	<b>11 : 0</b>	<b>RUS</b>	<b>EQ</b>	<b>21</b>	<b>PETROV E</b>	(5) 9 KHAMZIN A On Ice RUS 20 5 6 8 9 21 GBR 20 4 5 6 9 27
<b>Goal</b>	<b>24:15</b>	<b>12 : 0</b>	<b>RUS</b>	<b>EQ</b>	<b>18</b>	<b>SOKOLOV A</b>	(3) 22 TERENCEV N On Ice RUS 20 5 6 13 18 22 13 SHIKHOV K GBR 20 5 9 14 27 94
<b>Goal</b>	<b>25:08</b>	<b>13 : 0</b>	<b>RUS</b>	<b>EQ</b>	<b>21</b>	<b>PETROV E</b>	(6) 9 KHAMZIN A On Ice RUS 20 8 9 15 19 21 19 KUZNETSOV I GBR 20 9 14 27 28 94
Penalty	25:26	26:40	GBR	2 min.	4	WOOLLIAS M	- Interference
<b>Goal</b>	<b>26:40</b>	<b>14 : 0</b>	<b>RUS</b>	<b>PP1</b>	<b>23</b>	<b>VOLKOV I</b>	(2) 10 MALETSKIY I On Ice RUS 20 4 5 6 10 23 GBR 20 5 6 9 27 *
<b>Goal</b>	<b>29:10</b>	<b>15 : 0</b>	<b>RUS</b>	<b>EQ</b>	<b>5</b>	<b>VARLAKOV V</b>	(3) 21 PETROV E On Ice RUS 20 5 6 8 9 21 GBR 20 4 5 6 9 27

## 3rd Period

Action	Time	ET/Res	Team	Type	No.	Name	(G) Name of Assistant(s) / Action Description
<b>Goal</b>	<b>32:33</b>	<b>16 : 0</b>	<b>RUS</b>	<b>EQ</b>	<b>21</b>	<b>PETROV E</b>	(7) On Ice RUS 20 9 10 15 19 21 GBR 20 4 5 6 9 27



# Ice Hockey

## Mixed

### Round Robin

Action	Time	ET/Res	Team	Type	No.	Name	(G)	Name of Assistant(s) / Action Description
Goal	35:25	17 : 0	RUS	EQ	22	TERENTEV N	(5)	13 SHIKHOV K 8 LISOV D On Ice RUS 20 13 15 18 19 22 GBR 20 4 5 6 9 28
Goal	35:50	18 : 0	RUS	EQ	9	KHAMZIN A	(5)	21 PETROV E On Ice RUS 20 5 6 8 9 21 GBR 20 4 5 6 9 27
Penalty	36:23	38:23	RUS	2 min.	4	EREMIN A		- Interference
Goal	39:20	19 : 0	RUS	EQ	22	TERENTEV N	(6)	13 SHIKHOV K 5 VARLAKOV V On Ice RUS 20 5 6 9 13 22 GBR 20 4 5 6 9 27
Penalty	39:54	41:54	GBR	2 min.	6	NICHOLSON K		- Roughing
Penalty	39:54	41:54	RUS	2 min.	9	KHAMZIN A		- Roughing
Penalty	40:15	41:06	GBR	2 min.	4	WOOLLIAS M		- Teeing
Time-out	40:15		GBR					
Goal	41:06	20 : 0	RUS	PP1	6	MIACHIN M	(4)	23 VOLKOV I On Ice RUS 20 5 6 9 10 23 GBR 20 4 5 6 9 27 *
Goal	41:58	21 : 0	RUS	EQ	15	GALKIN D	(1)	21 PETROV E On Ice RUS 20 9 15 18 19 21 GBR 20 4 5 6 9 27
Penalty	42:05	44:05	RUS	2 min.	13	SHIKHOV K		- Interference
Goal	42:48	22 : 0	RUS	SH1	6	MIACHIN M	(5)	On Ice RUS 20 5 6 8 21 GBR 20 4 5 6 9 27
Goal	43:43	23 : 0	RUS	SH1	15	GALKIN D	(2)	23 VOLKOV I On Ice RUS 20 4 15 19 23 GBR 20 4 5 6 9 27
Goal	44:10	24 : 0	RUS	EQ	22	TERENTEV N	(7)	5 VARLAKOV V On Ice RUS 20 5 6 13 18 22 GBR 20 4 5 6 9 27
Goal	44:42	25 : 0	RUS	EQ	22	TERENTEV N	(8)	18 SOKOLOV A 5 VARLAKOV V On Ice RUS 20 5 6 13 18 22 GBR 20 4 5 6 9 27
GK	45:00		RUS					20 KAMANTSEV V - Goalkeeper out
GK	45:00		GBR					20 HACKWORTH B - Goalkeeper out

#### Goalkeeper Records

Team : RUS - Russia

No.	Name	SOG	SVS	MIP
20	KAMANTSEV Vladimir	3	3	45:00
1	PLOTNIKOV Evgenii			

Team : GBR - Great Britain

No.	Name	SOG	SVS	MIP
20	HACKWORTH Bryan	67	42	45:00

#### Game Statistics

Team : RUS (red)																								
Head Coach : BATYRSHIN Ruslan												Shots on Goal				Time on Ice								
No.	Pos.	Name	Gen	G	A	P	PIM	FO+	FO-	FO+/-	FO%	1	2	3	OT	TS	+/-	1	2	3	OT	TOT	SHF	AVG
5	D	VARLAKOV Vasilii	M	1	4	5	0	0	0	0	0.00	1	3	1		5	+13	0:00	0:00	0:00		0:00	0	0:00
6	D	MIACHIN Mikhail	M	2	0	2	0	0	0	0	0.00	1	0	2		3	+13	0:00	0:00	0:00		0:00	0	0:00
13	F	SHIKHOV Konstantin	M	2	6	8	2	0	1	-1	0.00	3	1	3		7	+10	0:00	0:00	0:00		0:00	0	0:00
18	F	SOKOLOV Andrey	M	1	2	3	2	15	6	9	71.43	3	2	0		5	+10	0:00	0:00	0:00		0:00	0	0:00
22	F	TERENTEV Nikolai	M	8	3	11	0	2	0	2	100.00	5	2	5		12	+10	0:00	0:00	0:00		0:00	0	0:00
8	F	LISOV Dmitrii +C	M	1	1	2	0	3	1	2	75.00	2	1	1		4	+9	0:00	0:00	0:00		0:00	0	0:00
9	F	KHAMZIN Airat	M	2	4	6	2	9	7	2	56.25	2	3	2		7	+11	0:00	0:00	0:00		0:00	0	0:00
15	D	GALKIN Dmitrii	M	2	0	2	0	0	0	0	0.00	2	0	2		4	+9	0:00	0:00	0:00		0:00	0	0:00
19	D	KUZNETSOV Ivan	M	0	2	2	0	0	0	0	0.00	2	1	1		4	+9	0:00	0:00	0:00		0:00	0	0:00
21	F	PETROV Evgenii +A (BP)	M	5	4	9	0	1	1	0	50.00	4	5	1		10	+11	0:00	0:00	0:00		0:00	0	0:00
4	D	EREMIN Aleksei	M	0	0	0	2	0	0	0	0.00	0	0	0		0	+1	0:00	0:00	0:00		0:00	0	0:00
10	F	MALETSKIY Igor	M	0	1	1	0	0	0	0	0.00	0	1	2		3	+1	0:00	0:00	0:00		0:00	0	0:00
23	F	VOLKOV Ilia +A	M	1	2	3	0	10	5	5	66.67	0	1	2		3	+1	0:00	0:00	0:00		0:00	0	0:00
1	GK	PLOTNIKOV Evgenii	M	0	0	0	0					0	0	0		0								
20	GK	KAMANTSEV Vladimir	M	0	0	0	0					0	0	0		0								
Total				25	29	54	8	40	21	19	65.57	25	20	22		67								

Team : GBR (white)																								
Head Coach : OFFERS Ian												Shots on Goal				Time on Ice								
No.	Pos.	Name	Gen	G	A	P	PIM	FO+	FO-	FO+/-	FO%	1	2	3	OT	TS	+/-	1	2	3	OT	TOT	SHF	AVG
4	F	WOOLLIAS Matt	M	0	0	0	6	0	2	-2	0.00	0	0	1		1	-20	0:00	0:00	0:00		0:00	0	0:00
5	D	CLARKSON Matt +A	M	0	0	0	2	0	0	0	0.00	0	0	0		0	-21	0:00	0:00	0:00		0:00	0	0:00



# Ice Hockey

## Mixed

### Round Robin

Head Coach : OFFERS Ian

Head Coach : OFFERS Ian											Shots on Goal					Time on Ice									
No.	Pos.	Name	Gen	G	A	P	PIM	FO+	FO-	FO+/-	FO%	1	2	3	OT	TS	+/-	1	2	3	OT	TOT	SHF	AVG	
6	F	NICHOLSON Karl +A	M	0	0	0	2	18	29	-11	38.30	0	0	0	0	0	-19	0:00	0:00	0:00		0:00	0	0:00	
9	F	CHRISTOPHER Tyler +C	M	0	0	0	0	1	2	-1	33.33	2	0	0	0	2	-21	0:00	0:00	0:00		0:00	0	0:00	
27	D	le GALLOUDEC Jonathon	M	0	0	0	0	0	0	0	0.00	0	0	0	0	0	-20	0:00	0:00	0:00		0:00	0	0:00	
13	D	LAHAN Dean	M	0	0	0	0	0	0	0	0.00	0	0	0	0	0	0	0:00	0:00	0:00		0:00	0	0:00	
14	F	BOOTH Anthony	M	0	0	0	0	2	7	-5	22.22	0	0	0	0	0	-4	0:00	0:00	0:00		0:00	0	0:00	
28	D	COLQUITT Mark	M	0	0	0	0	0	0	0	0.00	0	0	0	0	0	-3	0:00	0:00	0:00		0:00	0	0:00	
94	F	QUINN Martin	M	0	0	0	0	0	0	0	0.00	0	0	0	0	0	-2	0:00	0:00	0:00		0:00	0	0:00	
20	GK	HACKWORTH Bryan (BP)	M	0	0	0	0					0	0	0	0	0									
Total					0	0	0	10	21	40	-19	34.43	2	0	1		3								

### Round Robin

R	Team	GP	W	OTW	OTL	L	GDF	GF : GA	PTS
1	RUS	2	2	0	0	0	+52	52 : 0	<b>6</b>
2	SVK	1	1	0	0	0	+13	14 : 1	<b>3</b>
3	CHN	1	1	0	0	0	+3	4 : 1	<b>3</b>
4	GER	1	0	0	0	1	-3	1 : 4	<b>0</b>
5	POL	1	0	0	0	1	-27	0 : 27	<b>0</b>
6	GBR	2	0	0	0	2	-38	1 : 39	<b>0</b>

	CHN	GBR	GER	POL	RUS	SVK
CHN	*****	FRI 22 NOV 11:00	4:1	TUE 19 NOV 15:00	THU 21 NOV 15:00	MON 18 NOV 15:00
GBR	FRI 22 NOV 11:00	*****	TUE 19 NOV 19:00	THU 21 NOV 11:00	0:25	1:14
GER	1:4	TUE 19 NOV 19:00	*****	MON 18 NOV 19:00	FRI 22 NOV 19:00	THU 21 NOV 19:00
POL	TUE 19 NOV 15:00	THU 21 NOV 11:00	MON 18 NOV 19:00	*****	0:27	FRI 22 NOV 15:00
RUS	THU 21 NOV 15:00	25:0	FRI 22 NOV 19:00	27:0	*****	TUE 19 NOV 11:00
SVK	MON 18 NOV 15:00	14:1	THU 21 NOV 19:00	FRI 22 NOV 15:00	TUE 19 NOV 11:00	*****

#### Legend:

<b>(G)</b>	Goals in tournament	<b>*</b>	does not count for Plus/minus	<b>+/-</b>	Plus/minus net	<b>+A</b>	Assistant captain
<b>+C</b>	Captain	<b>A</b>	Assists	<b>D</b>	Defence	<b>EQ</b>	Equal strength
<b>ET/Res</b>	Penalty end time/Result of game	<b>F</b>	Forward	<b>FO-</b>	Face-offs lost	<b>FO%</b>	Face-offs won as percentage
<b>FO+</b>	Face-offs won	<b>FO+/-</b>	Face-offs net	<b>G</b>	Goals	<b>GA</b>	Goals against
<b>GDF</b>	Goal difference	<b>Gen</b>	Gender	<b>GF</b>	Goals for	<b>GK</b>	Goalkeeper
<b>GP</b>	Games played	<b>L</b>	Losses	<b>M</b>	Male	<b>MIP</b>	Minutes in play (GK)
<b>No.</b>	Jersey number	<b>OT</b>	Overtime	<b>OTL</b>	Overtime losses	<b>OTW</b>	Overtime wins
<b>P</b>	Points	<b>PIM</b>	Penalties in minutes	<b>Pos.</b>	Position	<b>PP1</b>	Power play - 1 player
<b>PPG</b>	Power play goals	<b>PTS</b>	Points	<b>R</b>	Rank	<b>SH1</b>	Shorthanded - 1 player
<b>SHG</b>	Shorthanded goals	<b>SOG</b>	Shots on goal	<b>SVS</b>	Saves	<b>TPP</b>	Time on power play
<b>TS</b>	Total shots	<b>W</b>	Wins				




Ice Hockey  
Mixed  
Round Robin

Shot Chart  
As of MON 18 NOV 2019

RUS - GBR

Shots by GBR

Goals (o): 0      SSG (+): 2  
SSP (-): 1      SPG (-): 0



GK 20 of RUS

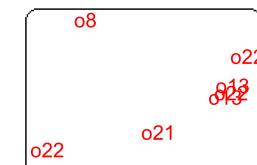


Period: 1

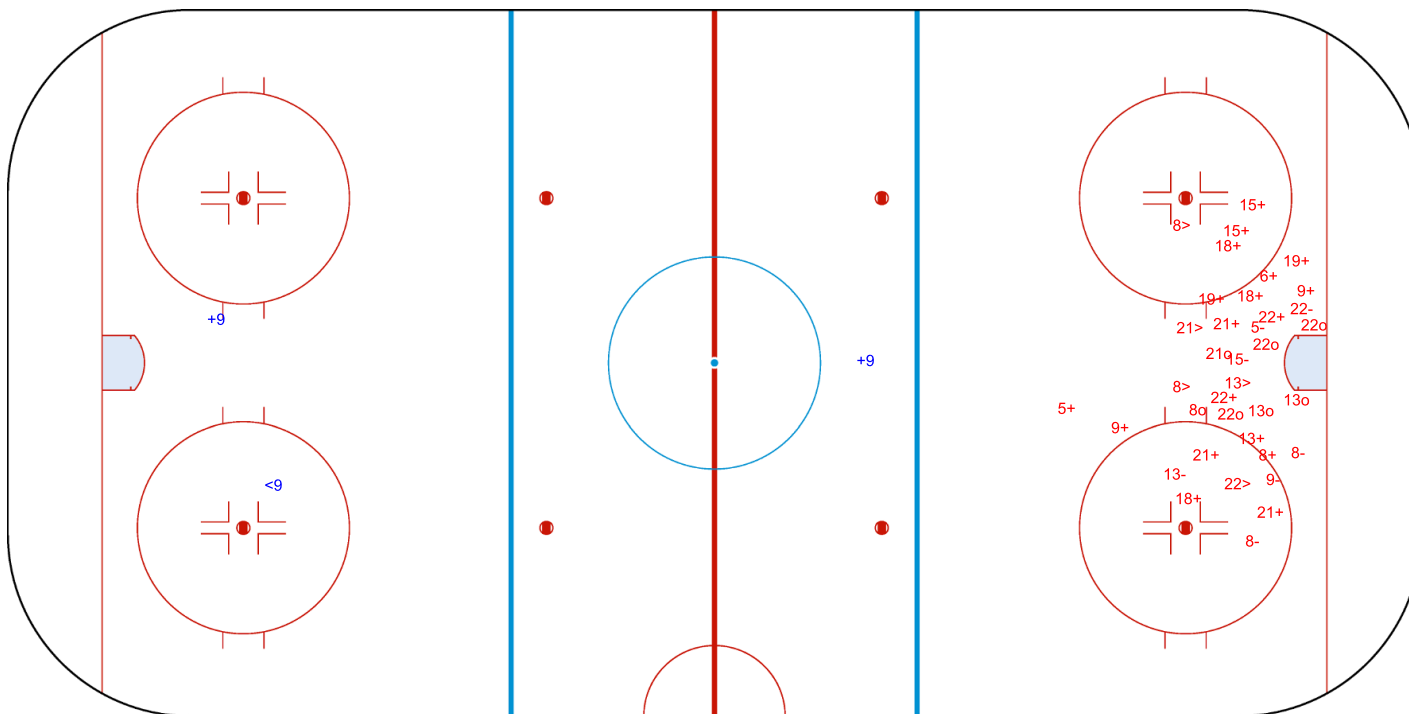


Shots by RUS

Goals (o): 7      SSG (+): 18  
SSP (>): 5      SPG (-): 7



GK 20 of GBR



Legend:					
GK	Goalkeeper	SPG	Shots past goal	SSG	Shots saved by goalkeeper
				SSP	Shots saved by player



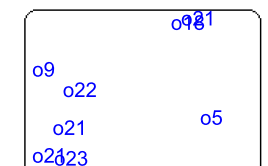
Ice Hockey  
Mixed  
Round Robin

Shot Chart  
As of MON 18 NOV 2019

RUS - GBR

Shots by RUS

Goals (o): 8      SSG (+): 12  
SSP (-): 1      SPG (-): 9



GK 20 of GBR




Period: 2

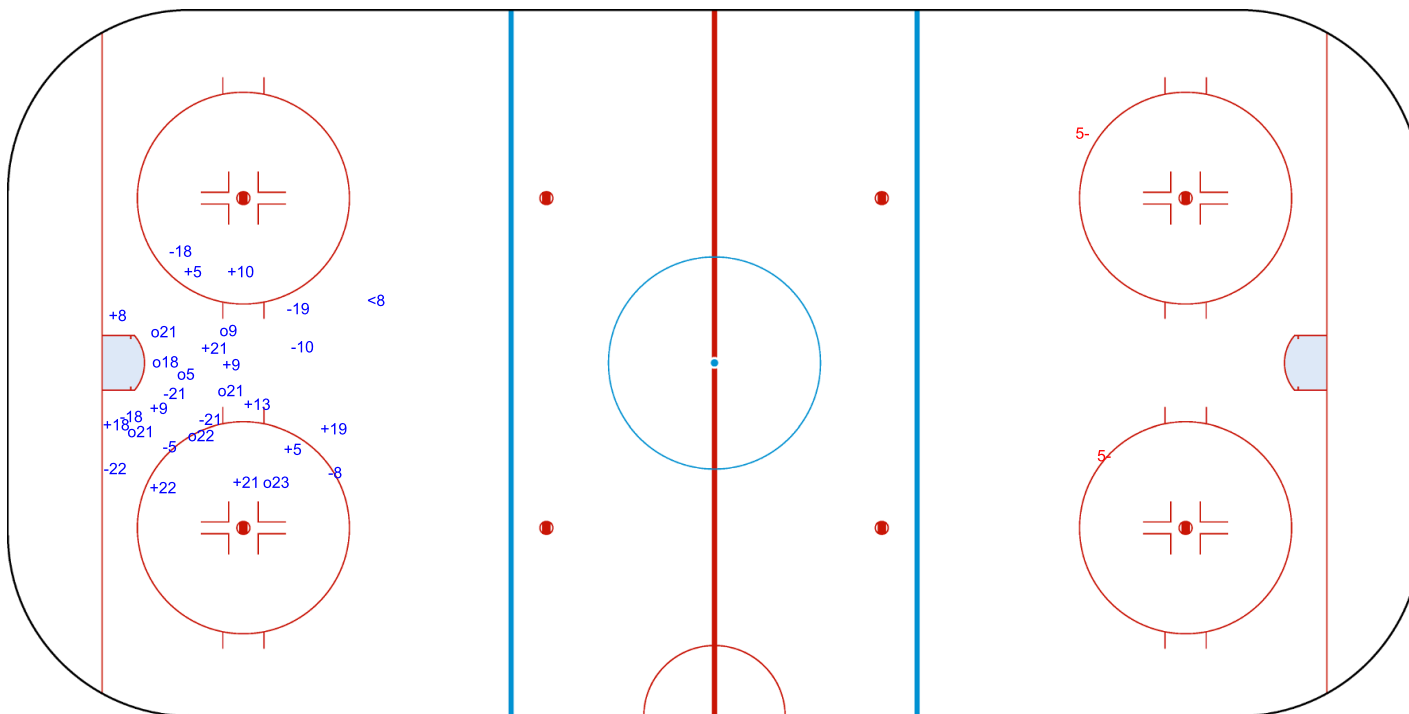


Shots by GBR

Goals (o): 0      SSG (+): 0  
SSP (>): 0      SPG (-): 2



GK 20 of RUS



Legend:

**GK** Goalkeeper      **SPG** Shots past goal      **SSG** Shots saved by goalkeeper      **SSP** Shots saved by player





**Ice Hockey**  
**Mixed**  
**Round Robin**

**Shot Chart**  
As of MON 18 NOV 2019

**RUS - GBR**

Shots by GBR

Goals (o): 0      SSG (+): 1  
SSP (-): 0      SPG (-): 0



GK 20 of RUS

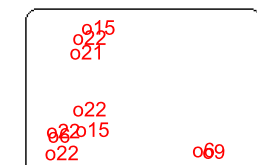


**Period: 3**

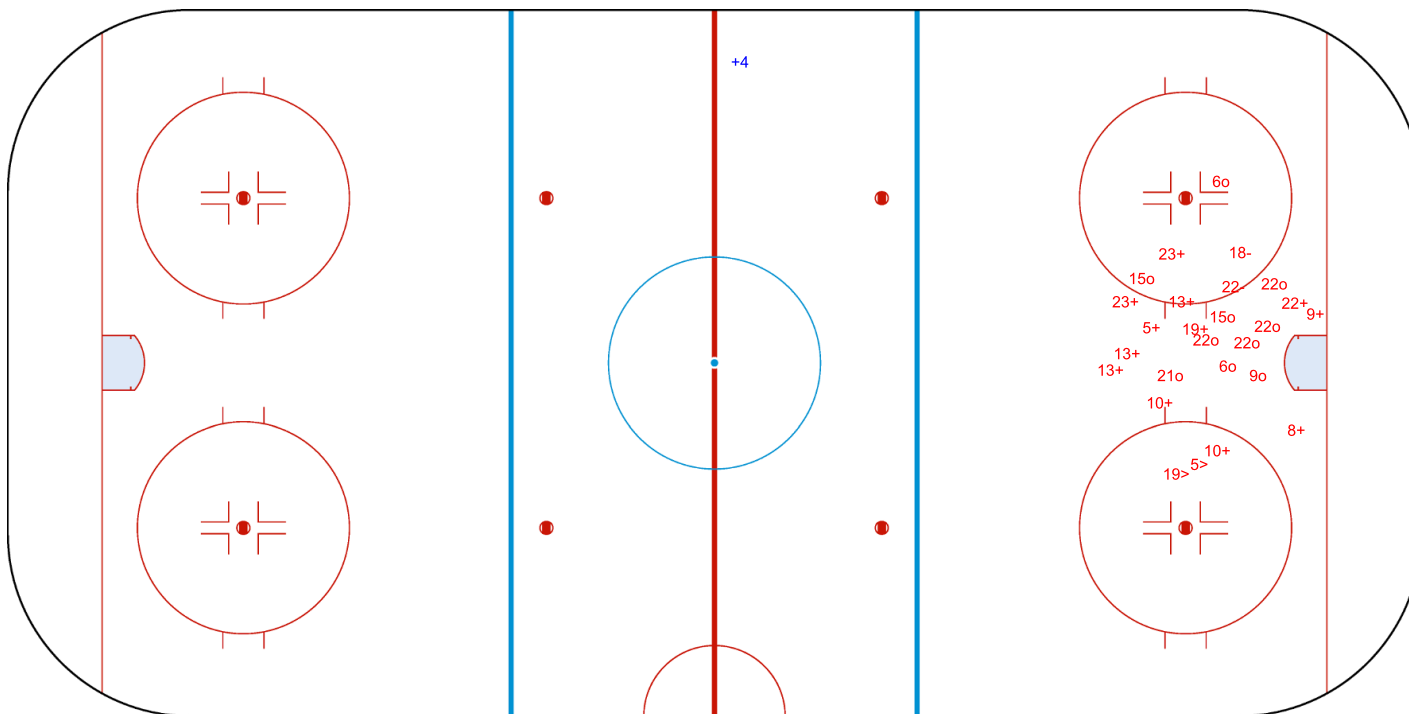


Shots by RUS

Goals (o): 10      SSG (+): 12  
SSP (>): 2      SPG (-): 2



GK 20 of GBR



Legend:					
<b>GK</b>	Goalkeeper	<b>SPG</b>	Shots past goal	<b>SSG</b>	Shots saved by goalkeeper
				<b>SSP</b>	Shots saved by player

# Face-off Chart

As of MON 18 NOV 2019

## RUS - GBR

### PERIOD 1

Total wins / period	RUS		GBR		RUS		GBR		Total wins all zones	
	Def. zone	Att. zone	Neutral zone		Att. zone	Def. zone				
	+ 9	- 6	- 18	+ 6	+ 18	- 6				
			- 9	+ 6	+ 8	- 6				
			+ 18	- 6	+ 22	- 6				
			+ 18	- 6	+ 9	- 6				
			+ 18	- 6	+ 18	- 14				
			+ 8	- 6	+ 18	- 6				
			+ 18	- 6	- 9	+ 6				
			- 8	+ 6	+ 22	- 6				
		- 9	+ 14							
		+ 9	- 14							

### PERIOD 2

Total wins / period	RUS		GBR		RUS		GBR		Total wins all zones
	Def. zone	Att. zone	Neutral zone		Att. zone	Def. zone	Neutral zone		
	- 23	+ 6	- 18	+ 6	+ 18	- 6	- 18	+ 6	
			- 9	+ 6	+ 9	- 6	- 9	+ 6	
			- 9	+ 6	+ 18	- 6	- 9	+ 6	
			+ 9	- 9	+ 18	- 6	+ 9	- 9	
			- 23	+ 6	- 18	+ 14	- 23	+ 6	
			+ 8	- 14	+ 9	- 14	+ 8	- 14	
			+ 23	- 14	+ 23	- 6	+ 23	- 14	
			+ 18	- 6	+ 23	- 6	+ 18	- 6	
		+ 23	- 6	- 9	+ 6	+ 23	- 6		
				- 23	+ 6				
				</					

### PERIOD 3

	RUS		GBR		RUS		GBR		Total wins all zones
	Def. zone	Att. zone	Neutral zone		Att. zone	Def. zone	Neutral zone		
	+ 23	- 6	+ 18	- 6	- 23	+ 6	+ 18	- 6	
	- 21	+ 6	+ 23	- 6	+ 18	- 6	+ 23	- 14	
			+ 9	- 6	+ 23	- 14	+ 9	- 6	
			+ 9	- 14	- 13	+ 6	+ 9	- 6	
			- 9	+ 6	+ 21	- 4	- 9	+ 6	
			- 18	+ 9	+ 23	- 9	- 18	+ 9	
			- 18	+ 6	+ 18	- 4	- 18	+ 6	
			- 23	+ 6	+ 23	- 6	- 23	+ 6	
Total wins / period	1 / 50%	1 / 50%	6 / 55%	5 / 45%	7 / 78%	2 / 22%	RUS GBR		
							14 / 64%	8 / 36%	



# Ice Hockey

## Mixed

### Round Robin

#### TOTAL

Total wins / game	RUS	GBR	RUS	GBR	RUS	GBR	Total wins all zones	
	Def. zone	Att. zone	Neutral zone		Att. zone	Def. zone	RUS	GBR
	2 / 50%	2 / 50%	17 / 57%	13 / 43%	21 / 78%	6 / 22%	40 / 66%	21 / 34%

#### HEAD TO HEAD

GBR										
No.	4	6	9	14	Tot	wins RUS	Dz	Nz	Az	
RUS	8	2 - 1		1 - 0	4	3 75%		2 67%	1 100%	
	9	5 - 6	1 - 0	3 - 1	16	9 56%	1 100%	5 50%	3 60%	
	13	0 - 1			1	0 0%			0 0%	
	18	1 - 0	13 - 4	0 - 1	21	15 71%		7 58%	8 89%	
	21	1 - 0	0 - 1		2	1 50%	0 0%		1 100%	
	22	2 - 0			2	2 100%			2 100%	
	23	7 - 5	1 - 0	2 - 0	15	10 67%	1 50%	3 60%	6 75%	
Tot		2	47	3	9	61	40 66%	2 50%	17 57%	21 78%
wins GBR		0 0%	18 38%	1 33%	2 22%	21 34%				
Dz		0 0%	5 25%	0 0%	1 25%	6 22%				
Nz			11 48%	1 50%	1 20%	13 43%				
Az			2 50%			2 50%				

#### Legend:

**Az** Attacking zone    **Dz** Defending zone    **No.** Jersey number    **Nz** Neutral zone    **Tot** Total face-offs played



## Game Roster

As of MON 18 NOV 2019

### SVK - CHN

**Referee**

FERGENBAUM Matt (CAN)

**Linesmen**

NEDELJKOVIC Ivan (SRB) , RUNDSTROM Tony (SWE)

**Goalkeepers****Team:** SVK

No.	Name	Gen	GP	MIP	GA	SVS	SOG	SVS%	GAA
18	LEPACEK Eduard	M	1	30:00	0	7	7	100.00	0.00
21	PASTUCHA Miroslav	M	1	15:00	1	0	1	0.00	3.00

**Team Roster****Team:** SVK (white)

No.	Pos.	Name	Gen	GP	G	A	PTS	PIM	+/-
5	D	KASCAK Peter	M	1	0	1	1	0	+7
6	F	RAUS Ales	M	1	0	0	0	0	+4
7	F	STASAK Miroslav	M	1	1	2	3	0	+5
10	D	STIT Peter	M	1	2	0	2	2	+6
11	F	LIGDA Marian	M	1	1	6	7	0	+8
15	F	FOJTIK Erik	M	1	2	1	3	2	+7
18	GK	LEPACEK Eduard	M	1	0	0	0	0	
21	GK	PASTUCHA Miroslav	M	1	0	0	0	0	
22	F	KORMAN David	M	1	3	5	8	0	+8
25	F	JOPPA Martin	M	1	4	2	6	4	+8
44	F	TURIC Robert	M	1	0	1	1	0	+1
45	F	VECEREK Milos	M	1	1	2	3	0	+5
66	D	FERENCIK Slavomir	M	1	0	1	1	2	+5

**Head Coach:** BIELECKA Radoslav**Team:** CHN

No.	Name	Gen	GP	MIP	GA	SVS	SOG	SVS%	GAA
1	WANG Wei	M	1	45:00	1	13	14	92.86	1.00
20	JI Yan Zhao	M	1	00:00	0	0	0	0.00	0.00

**Team:** CHN (red)

No.	Pos.	Name	Gen	GP	G	A	PTS	PIM	+/-
1	GK	WANG Wei	M	1	0	0	0	0	
5	F	BAI Xue Song	M	1	0	1	1	0	+3
7	D	XU Jin Qiang	M	1	0	1	1	2	+1
8	F	WANG Zhi Dong	M	1	0	1	1	10	+3
10	D	LI Zhen Yang	M	1	0	0	0	0	+1
12	F	CHE Hang	M	0	0	0	0	0	0
15	F	SONG Xiao Dong	M	1	0	0	0	0	-1
16	F	GUO Xi Zhu	M	1	0	0	0	0	0
17	F	SHEN Yi Feng	M	1	2	0	2	2	+4
18	F	WANG Ju Jiang	M	1	0	0	0	0	-1
19	F	ZHANG Zheng	M	1	0	1	1	0	+1
20	GK	JI Yan Zhao	M	1	0	0	0	0	
22	D	HU Guang Jian	M	1	0	0	0	0	-1
23	F	CUI Yo Tao	M	1	1	0	1	0	+2
24	D	ZHU Zhan Fu	M	1	0	0	0	0	+1
28	F	TIAN Jin Tao	M	1	1	0	1	0	+2
30	F	QIU Dian Peng	M	0	0	0	0	0	0

**Head Coach:** SHARSHUKOV Nikolay**Legend:**

<b>A</b> Assists	<b>D</b> Defence	<b>F</b> Forward	<b>G</b> Goals
<b>GA</b> Goals against	<b>GAA</b> Goals against as average per 45 minutes	<b>Gen</b> Gender	<b>GK</b> Goalkeeper
<b>GP</b> Games played	<b>M</b> Male	<b>MIP</b> Minutes and seconds played	<b>No.</b> Jersey number
<b>PIM</b> Penalties in minutes	<b>Pos.</b> Position	<b>PTS</b> Points	<b>SOG</b> Shots on goal
<b>SVS</b> Saves	<b>SVS%</b> Saves in percentage	<b>+/-</b> Plus/minus net	



Ice Hockey  
Mixed  
Round Robin

Line-ups  
As of MON 18 NOV 2019

SVK - CHN

Referee

FERGENBAUM Matt (CAN)

Linesmen

NEDELJKOVIC Ivan (SRB) , RUNDSTROM Tony (SWE)

Goalkeepers

Team: SVK

No.	Name	Gen
18	LEPACEK Eduard	M
21	PASTUCHA Miroslav	M

Team Line-ups

Team: SVK (white)

No.	Pos.	Name	Gen
5	D	KASCAK Peter	M
11	F	LIGDA Marian +C	M
15	F	FOJTIK Erik +A	M
22	F	KORMAN David	M
25	F	JOPPA Martin +A	M
10	D	STIT Peter	M
66	D	FERENCIK Slavomir	M
6	F	RAUS Ales	M
7	F	STASAK Miroslav	M
45	F	VECEREK Milos	M
44	F	TURIC Robert	M

Head Coach: BIELECKA Radoslav

Team: CHN

No.	Name	Gen
1	WANG Wei	M
20	JI Yan Zhao	M

Team: CHN (red)

No.	Pos.	Name	Gen
7	D	XU Jin Qiang +A	M
10	D	LI Zhen Yang	M
8	F	WANG Zhi Dong	M
17	F	SHEN Yi Feng	M
23	F	CUI Yo Tao +C	M
22	D	HU Guang Jian	M
24	D	ZHU Zhan Fu	M
15	F	SONG Xiao Dong	M
18	F	WANG Ju Jiang	M
19	F	ZHANG Zheng	M
5	F	BAI Xue Song +A	M
16	F	GUO Xi Zhu	M
28	F	TIAN Jin Tao	M

Head Coach: SHARSHUKOV Nikolay

NOT DRESSED:

12	F	CHE Hang	M
30	F	QIU Dian Peng	M

Legend:

<b>D</b>	Defence	<b>F</b>	Forward	<b>Gen</b>	Gender	<b>M</b>	Male
<b>No.</b>	Jersey number	<b>Pos.</b>	Position	<b>+A</b>	Assistant captain	<b>+C</b>	Captain

## Graphical Line-ups

As of MON 18 NOV 2019

### SVK - CHN

#### Referee

FERGENBAUM Matt (CAN)

#### Linesmen

NEDELJKOVIC Ivan (SRB) , RUNDSTROM Tony (SWE)

**Team:** SVK - Slovakia (white)

**Head Coach:** BIELECKA Radoslav



**Team:** CHN - China (red)

**Head Coach:** SHARSHUKOV Nikolay



#### Legend:

**Sn** Starting position      **+A** Assistant captain      **+C** Captain



## Ice Hockey

## Mixed

## Round Robin

## Game Summary

As of MON 18 NOV 2019

SVK - CHN 2 - 1 (1 - 1, 0 - 0, 1 - 0)

Spectators	Referee	Linesmen
43	FERGENBAUM Matt (CAN)	NEDELJKOVIC Ivan (SRB) , RUNDSTROM Tony (SWE)

## Team Statistics

Period	Score	SVS	SOG	PIM	TPP	PPG	SHG
1	1 : 1	5 : 1	2 : 6	2 : 0	00:00 : 02:00	0 : 0	0 : 0
2	0 : 0	2 : 3	3 : 2	0 : 2	02:00 : 00:00	0 : 0	0 : 0
3	1 : 0	9 : 2	3 : 9	2 : 4	04:00 : 02:00	0 : 0	0 : 0
Total	2 : 1	16 : 6	8 : 17	4 : 6	06:00 : 04:00	0 : 0	0 : 0

## 1st Period

Action	Time	ET/Res	Team	Type	No.	Name	(G)	Name of Assistant(s) / Action Description
GK	00:00		SVK		18	LEPACEK E		- Goalkeeper in
GK	00:00		CHN		1	WANG W		- Goalkeeper in
Penalty	01:53	03:53	SVK	2 min.	66	FERENCIK S		- Interference
Goal	06:12	0 : 1	CHN	EQ	10	LI ZY	(1)	On Ice SVK 18 5 11 15 22 25 CHN 1 5 7 10 16 28
Goal	09:40	1 : 1	SVK	EQ	11	LIGDA M	(2)	25 JOPPA M On Ice SVK 18 5 11 15 22 25 CHN 1 10 15 17 18 19

## 2nd Period

Action	Time	ET/Res	Team	Type	No.	Name	(G)	Name of Assistant(s) / Action Description
Penalty	20:20	22:20	CHN	2 min.	5	BAI XS		- Interference

## 3rd Period

Action	Time	ET/Res	Team	Type	No.	Name	(G)	Name of Assistant(s) / Action Description
Goal	31:39	2 : 1	SVK	EQ	45	VECEREK M	(2)	15 FOJTIK E On Ice SVK 18 10 11 15 22 45 CHN 1 7 8 10 17 24
Penalty	33:42	35:42	CHN	2 min.	23	CUI YT		- Slashing
Penalty	36:39	38:39	SVK	2 min.	11	LIGDA M		- Teeing
Penalty	39:50	41:50	CHN	2 min.	7	XU JQ		- Holding an opponent
Time-out	43:27		CHN					
GK	45:00		SVK					18 LEPACEK E - Goalkeeper out
GK	45:00		CHN					1 WANG W - Goalkeeper out

## Goalkeeper Records

Team : SVK - Slovakia

No.	Name	SOG	SVS	MIP
18	LEPACEK Eduard	17	16	45:00
21	PASTUCHA Miroslav			

Team : CHN - China

No.	Name	SOG	SVS	MIP
1	WANG Wei	8	6	45:00
20	JI Yan Zhao			

## Game Statistics

Team : SVK (white)																								
Head Coach : BIELECKA Radoslav											Shots on Goal						Time on Ice							
No.	Pos.	Name	Gen	G	A	P	PIM	FO+	FO-	FO+/-	FO%	1	2	3	OT	TS	+/-	1	2	3	OT	TOT	SHF	AVG
5	D	KASCAK Peter	M	0	0	0	0	0	0	0	0.00	0	0	0		0	0	0:00	0:00	0:00		0:00	0	0:00
11	F	LIGDA Marian +C	M	1	0	1	2	12	7	5	63.16	1	1	0		2	+1	0:00	0:00	0:00		0:00	0	0:00
15	F	FOJTIK Erik +A	M	0	1	1	0	0	0	0	0.00	0	0	0		0	+1	0:00	0:00	0:00		0:00	0	0:00
22	F	KORMAN David	M	0	0	0	0	0	1	-1	0.00	0	1	1		2	+1	0:00	0:00	0:00		0:00	0	0:00
25	F	JOPPA Martin +A	M	0	1	1	0	2	0	2	100.00	0	0	0		0	0	0:00	0:00	0:00		0:00	0	0:00
6	F	RAUS Ales	M	0	0	0	0	0	0	0	0.00	0	0	0		0	0	0:00	0:00	0:00		0:00	0	0:00
7	F	STASAK Miroslav	M	0	0	0	0	9	4	5	69.23	1	1	0		2	0	0:00	0:00	0:00		0:00	0	0:00
10	D	STIT Peter	M	0	0	0	0	0	0	0	0.00	0	0	0		0	+1	0:00	0:00	0:00		0:00	0	0:00
45	F	VECEREK Milos (BP)	M	1	0	1	0	0	1	-1	0.00	0	0	2		2	+1	0:00	0:00	0:00		0:00	0	0:00
66	D	FERENCIK Slavomir	M	0	0	0	2	0	0	0	0.00	0	0	0		0	0	0:00	0:00	0:00		0:00	0	0:00



# Ice Hockey

## Mixed

### Round Robin

Head Coach : BIELECKA Radoslaw

Head Coach : BIELECKA Radoslav											Shots on Goal					Time on Ice									
No.	Pos.	Name	Gen	G	A	P	PIM	FO+	FO-	FO+/-	FO%	1	2	3	OT	TS	+/-	1	2	3	OT	TOT	SHF	AVG	
44	F	TURIC Robert	M	0	0	0	0	0	0	0	0.00	0	0	0	0	0	0	0:00	0:00	0:00		0:00	0	0:00	
18	GK	LEPACEK Eduard	M	0	0	0	0					0	0	0	0	0									
21	GK	PASTUCHA Miroslav	M	0	0	0	0					0	0	0	0	0									
Total					2	2	4	4	23	13	10	63.89	2	3	3		8								

Team : CHN (red)

Head Coach : SHARSHUKOV Nikolay

Head Coach : SHARSHUKOV Nikolay											Shots on Goal						Time on Ice							
No.	Pos.	Name	Gen	G	A	P	PIM	FO+	FO-	FO+/-	FO%	1	2	3	OT	TS	+/-	1	2	3	OT	TOT	SHF	AVG
7	D	XU Jin Qiang +A	M	0	0	0	2	0	0	0	0.00	0	1	0		1	0	0:00	0:00	0:00		0:00	0	0:00
8	F	WANG Zhi Dong (BP)	M	0	0	0	0	6	11	-5	35.29	2	0	3		5	-1	0:00	0:00	0:00		0:00	0	0:00
10	D	LI Zhen Yang	M	1	0	1	0	2	0	2	100.00	1	0	1		2	-1	0:00	0:00	0:00		0:00	0	0:00
17	F	SHEN Yi Feng	M	0	0	0	0	1	0	1	100.00	0	0	4		4	-2	0:00	0:00	0:00		0:00	0	0:00
23	F	CUI Yo Tao +C	M	0	0	0	2	0	0	0	0.00	0	0	0		0	0	0:00	0:00	0:00		0:00	0	0:00
15	F	SONG Xiao Dong	M	0	0	0	0	0	0	0	0.00	0	0	0		0	-1	0:00	0:00	0:00		0:00	0	0:00
18	F	WANG Ju Jiang	M	0	0	0	0	0	0	0	0.00	1	0	0		1	-1	0:00	0:00	0:00		0:00	0	0:00
19	F	ZHANG Zheng	M	0	0	0	0	1	7	-6	12.50	1	0	0		1	-1	0:00	0:00	0:00		0:00	0	0:00
22	D	HU Guang Jian	M	0	0	0	0	0	0	0	0.00	0	1	0		1	0	0:00	0:00	0:00		0:00	0	0:00
24	D	ZHU Zhan Fu	M	0	0	0	0	0	0	0	0.00	1	0	1		2	-1	0:00	0:00	0:00		0:00	0	0:00
5	F	BAI Xue Song +A	M	0	0	0	2	1	0	1	100.00	0	0	0		0	+1	0:00	0:00	0:00		0:00	0	0:00
16	F	GUO Xi Zhu	M	0	0	0	0	2	5	-3	28.57	0	0	0		0	+1	0:00	0:00	0:00		0:00	0	0:00
28	F	TIAN Jin Tao	M	0	0	0	0	0	0	0	0.00	0	0	0		0	+1	0:00	0:00	0:00		0:00	0	0:00
1	GK	WANG Wei	M	0	0	0	0					0	0	0		0								
20	GK	JI Yan Zhao	M	0	0	0	0					0	0	0		0								
Total				1	0	1	6	13	23	-10	36.11	6	2	9		17								

### Round Robin

R	Team	GP	W	OTW	OTL	L	GDF	GF : GA	PTS
1	RUS	2	2	0	0	0	+52	52 : 0	6
2	SVK	2	2	0	0	0	+14	16 : 2	6
3	CHN	2	1	0	0	1	+2	5 : 3	3
4	GER	1	0	0	0	1	-3	1 : 4	0
5	POL	1	0	0	0	1	-27	0 : 27	0
6	GBR	2	0	0	0	2	-38	1 : 39	0

	CHN	GBR	GER	POL	RUS	SVK
CHN	*****	FRI 22 NOV 11:00	4:1	TUE 19 NOV 15:00	THU 21 NOV 15:00	1:2
GBR	FRI 22 NOV 11:00	*****	TUE 19 NOV 19:00	THU 21 NOV 11:00	0:25	1:14
GER	1:4	TUE 19 NOV 19:00	*****	MON 18 NOV 19:00	FRI 22 NOV 19:00	THU 21 NOV 19:00
POL	TUE 19 NOV 15:00	THU 21 NOV 11:00	MON 18 NOV 19:00	*****	0:27	FRI 22 NOV 15:00
RUS	THU 21 NOV 15:00	25:0	FRI 22 NOV 19:00	27:0	*****	TUE 19 NOV 11:00
SVK	2:1	14:1	THU 21 NOV 19:00	FRI 22 NOV 15:00	TUE 19 NOV 11:00	*****

#### Legend:

<b>(G)</b> Goals in tournament	<b>+/-</b> Plus/minus net	<b>+A</b> Assistant captain	<b>+C</b> Captain
<b>A</b> Assists	<b>D</b> Defence	<b>EQ</b> Equal strength	<b>ET/Res</b> Penalty end time/Result of game
<b>F</b> Forward	<b>FO-</b> Face-offs lost	<b>FO%</b> Face-offs won as percentage	<b>FO+</b> Face-offs won
<b>FO+/-</b> Face-offs net	<b>G</b> Goals	<b>GA</b> Goals against	<b>GDF</b> Goal difference
<b>Gen</b> Gender	<b>GF</b> Goals for	<b>GK</b> Goalkeeper	<b>GP</b> Games played
<b>L</b> Losses	<b>M</b> Male	<b>MIP</b> Minutes in play (GK)	<b>No.</b> Jersey number
<b>OT</b> Overtime	<b>OTL</b> Overtime losses	<b>OTW</b> Overtime wins	<b>P</b> Points
<b>PIM</b> Penalties in minutes	<b>Pos.</b> Position	<b>PPG</b> Power play goals	<b>PTS</b> Points
<b>R</b> Rank	<b>SHG</b> Shorthanded goals	<b>SOG</b> Shots on goal	<b>SVS</b> Saves
<b>TPP</b> Time on power play	<b>TS</b> Total shots	<b>W</b> Wins	





Ice Hockey  
Mixed  
Round Robin

Shot Chart  
As of MON 18 NOV 2019

SVK - CHN

Shots by CHN

Goals (o): 1      SSG (+): 5  
SSP (-): 0      SPG (-): 0




Period: 1


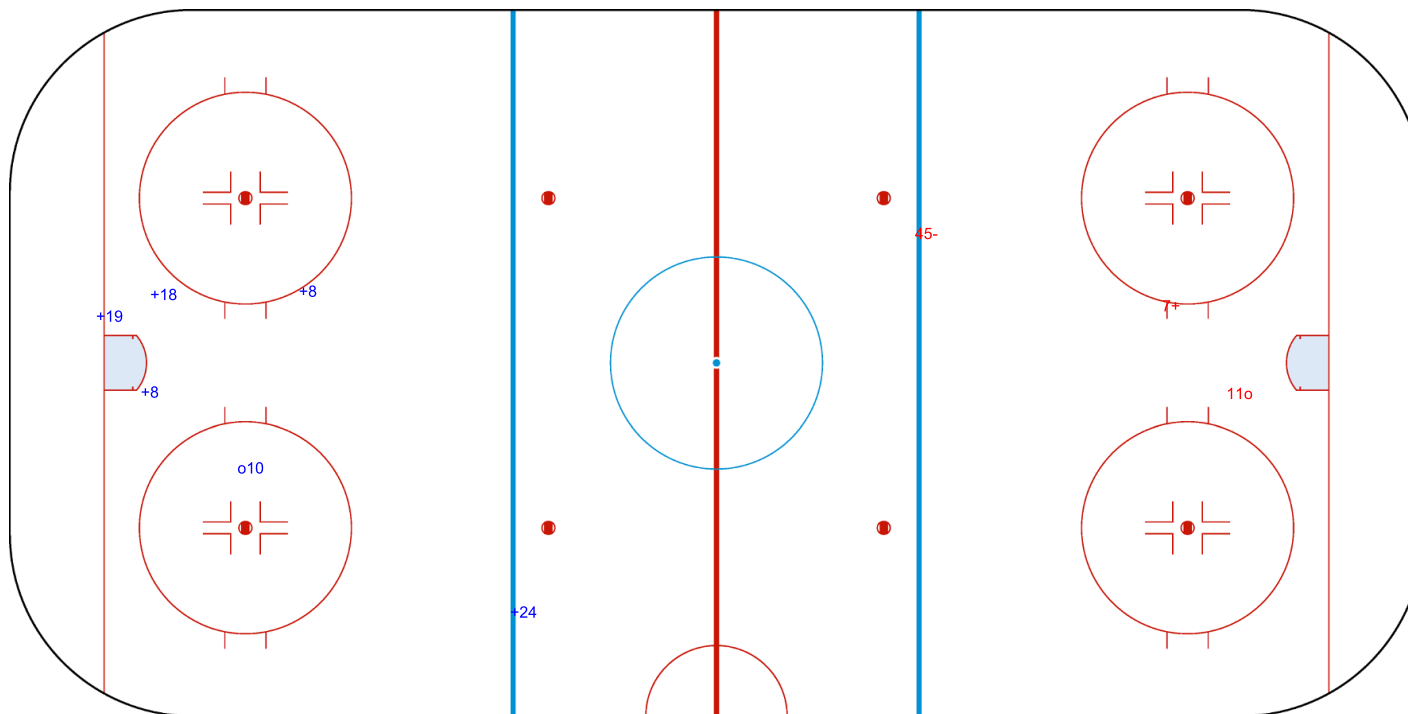


Shots by SVK

Goals (o): 1      SSG (+): 1  
SSP (>): 0      SPG (-): 1



GK 18 of SVK



GK 1 of CHN

Legend:			
GK	Goalkeeper	SPG	Shots past goal
SSG	Shots saved by goalkeeper	SSP	Shots saved by player



Ice Hockey  
Mixed  
Round Robin

Shot Chart  
As of MON 18 NOV 2019

SVK - CHN

Shots by SVK

Goals (o): 0      SSG (+): 3  
SSP (<): 1      SPG (-): 3



GK 1 of CHN



Period: 2

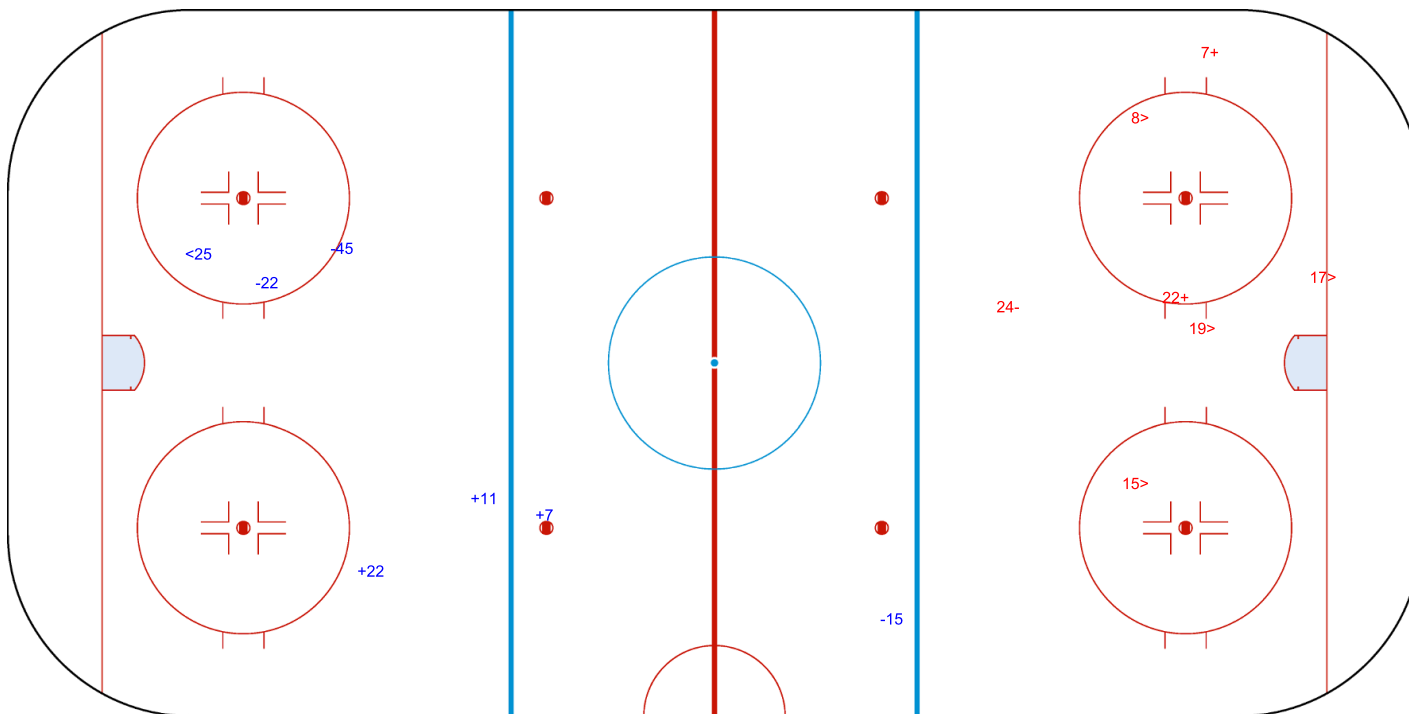


Shots by CHN

Goals (o): 0      SSG (+): 2  
SSP (>): 4      SPG (-): 1

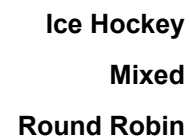


GK 18 of SVK



Legend:

**GK**      Goalkeeper      **SPG**      Shots past goal      **SSG**      Shots saved by goalkeeper      **SSP**      Shots saved by player



## As of MON 18 NOV 2019

SVK - CHN

### Shots by CHN

Goals (o): 0

SSG (+): 9

SSP (&lt;): 1

SPG (-): 3

GK 18 of SVK

**Period: 3**

CHN

### Shots by SVK

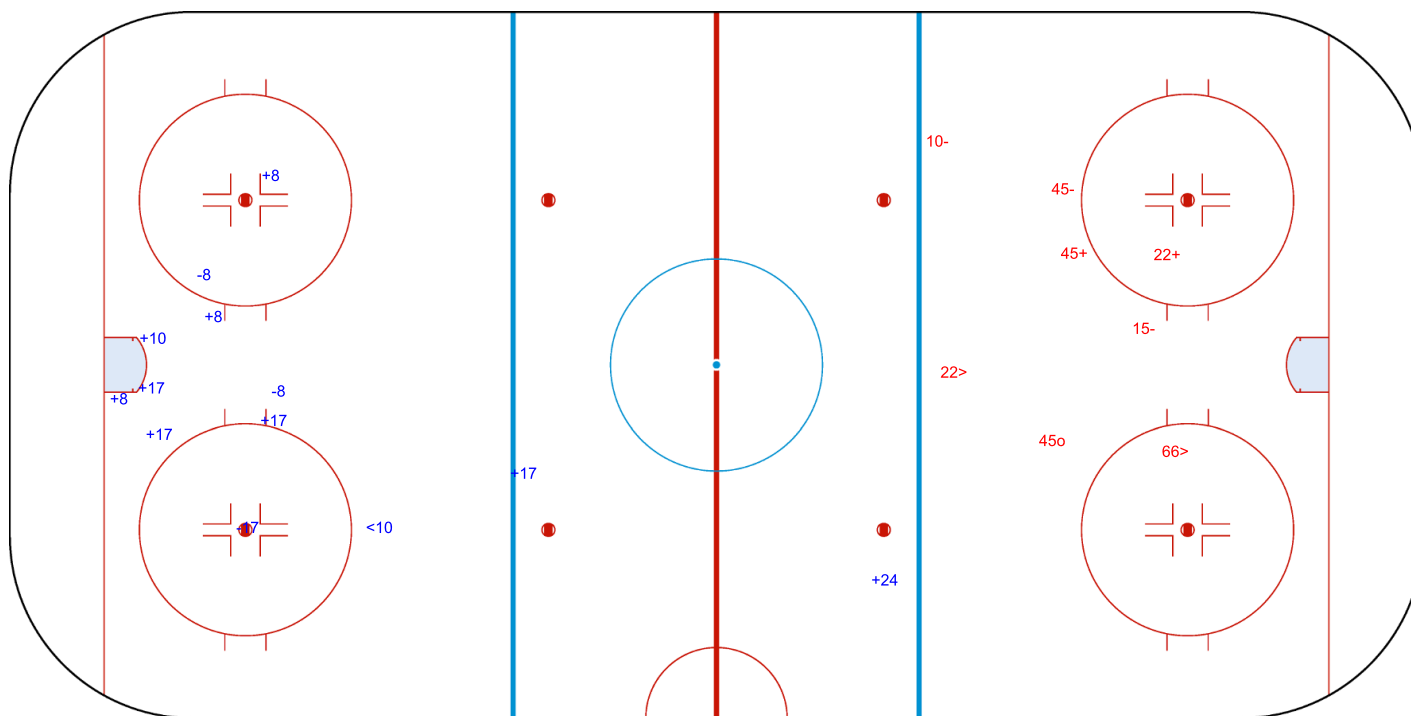
Goals (o): 1

SSG (+): 2

SSP (&gt;): 2

SPG (-): 3

GK 1 of CHN



**Legend:**

<b>GK</b>	Goalkeeper
-----------	------------

**SPG**

Shots past goal

SSG

Shots saved by goalkeeper

SSP

Shots saved by player

## Face-off Chart

As of MON 18 NOV 2019

## SVK - CHN

## PERIOD 1

	SVK		CHN		SVK		CHN		SVK		CHN		
	Def. zone	Att. zone	Def. zone	Att. zone	Def. zone	Att. zone	Def. zone	Att. zone	Def. zone	Att. zone	Def. zone	Att. zone	
	- 7	+ 19			+ 11	- 8			- 7	+ 8			Total wins
	+ 7	- 19			- 11	+ 5							all zones
	- 11	+ 16			+ 7	- 19							
	+ 7	- 19			- 11	+ 8							
	+ 7	- 19			+ 11	- 16							
Total wins / period	3 / 60%	2 / 40%			3 / 60%	2 / 40%			0 / 0%	1 / 100%			SVK CHN
													6 / 55% 5 / 45%

## PERIOD 2

	SVK		CHN		SVK		CHN		SVK		CHN		
	Def. zone	Att. zone	Def. zone	Att. zone	Def. zone	Att. zone	Def. zone	Att. zone	Def. zone	Att. zone	Def. zone	Att. zone	
	+ 7	- 16			+ 11	- 8			+ 11	- 16			Total wins
	+ 11	- 16			+ 11	- 16			- 11	+ 16			all zones
	+ 7	- 19			- 11	+ 8			- 7	+ 8			
					+ 11	- 8							
					+ 11	- 8							
Total wins / period	3 / 100%	0 / 0%			4 / 80%	1 / 20%			1 / 33%	2 / 67%			SVK CHN
													8 / 73% 3 / 27%

## PERIOD 3

	SVK		CHN		SVK		CHN		SVK		CHN		
	Def. zone	Att. zone	Def. zone	Att. zone	Def. zone	Att. zone	Def. zone	Att. zone	Def. zone	Att. zone	Def. zone	Att. zone	
	- 11	+ 10			- 11	+ 8			+ 11	- 8			Total wins
	- 45	+ 17			+ 7	- 8			+ 7	- 8			all zones
	- 22	+ 10			- 7	+ 8			+ 11	- 19			
	+ 11	- 8							+ 25	- 8			
	+ 11	- 8							+ 25	- 8			
									+ 7	- 19			
Total wins / period	2 / 40%	3 / 60%			1 / 33%	2 / 67%			6 / 100%	0 / 0%			SVK CHN
													9 / 64% 5 / 36%

## TOTAL

	SVK		CHN		SVK		CHN		SVK		CHN		
	Def. zone	Att. zone	Def. zone	Att. zone	Def. zone	Att. zone	Def. zone	Att. zone	Def. zone	Att. zone	Def. zone	Att. zone	
													Total wins
													all zones
Total wins / game	8 / 62%	5 / 38%			8 / 62%	5 / 38%			7 / 70%	3 / 30%			SVK CHN
													23 / 64% 13 / 36%

## HEAD TO HEAD

CHN												
No.	5	8	10	16	17	19	Tot	wins SVK	Dz	Nz	Az	
SVK	7	2 - 3		1 - 0		6 - 1	13	9 69%	5 83%	2 67%	2 50%	
	11	0 - 1	7 - 3	0 - 1	4 - 2	1 - 0	19	12 63%	3 60%	6 60%	3 75%	
	22			0 - 1			1	0 0%	0 0%			
	25		2 - 0				2	2 100%			2 100%	
	45				0 - 1		1	0 0%	0 0%			
Tot		1	17	2	7	1	8	36	23 64%	8 62%	8 62%	7 70%
wins CHN		1 100%	6 35%	2 100%	2 29%	1 100%	1 13%	13 36%				
Dz			2 33%		1 50%		0 0%	3 30%				
Nz		1 100%	4 44%		0 0%		0 0%	5 38%				
Az			0 0%	2 100%	1 33%	1 100%	1 20%	5 38%				

### Legend:

**Az** Attacking zone      **Dz** Defending zone      **No.** Jersey number      **Nz** Neutral zone      **Tot** Total face-offs played



Ice Hockey  
Mixed  
Round Robin

Game Roster  
As of MON 18 NOV 2019

POL - GER

Referee

GERMANY-WALD Alex (USA)

Linesmen

LONNQVIST Tom (FIN) , NOTHEGGER David (AUT)

Goalkeepers

Team: POL

No.	Name	Gen	GP	MIP	GA	SVS	SOG	SVS%	GAA
19	MLYNARCZYK Andrzej	M	1	00:00	0	0	0	0.00	0.00
20	SEKULSKI Krzysztof	M	1	45:00	27	29	56	51.79	27.00

Team Roster

Team: POL (red)

No.	Pos.	Name	Gen	GP	G	A	PTS	PIM	+/-
4	D	FLIS Sylwester	M	1	0	0	0	2	-25
10	D	KARTOSZ Sebastian	M	1	0	0	0	0	-25
16	F	DRAPALA Radoslaw	M	1	0	0	0	0	-12
18	F	HAK Szymon	M	1	0	0	0	0	-13
19	GK	MLYNARCZYK Andrzej	M	1	0	0	0	0	
20	GK	SEKULSKI Krzysztof	M	1	0	0	0	0	
28	F	ZIELINSKI Mariusz	M	1	0	0	0	0	-12
68	F	MURAWSKI Mateusz	M	1	0	0	0	0	-10
77	F	CIULA Lukasz	M	1	0	0	0	0	-13
87	F	HEBDA Marcin	M	1	0	0	0	2	-15

Head Coach: WOZNY Tomasz

Team: GER

No.	Name	Gen	GP	MIP	GA	SVS	SOG	SVS%	GAA
15	BRZOSKA Klaus	M	1	00:00	0	0	0	0.00	0.00
47	KUNST Simon	M	1	45:00	4	17	21	80.95	4.00

Team: GER (black)

No.	Pos.	Name	Gen	GP	G	A	PTS	PIM	+/-
3	F	DISVELD Bas	M	1	1	0	1	2	0
4	D	KRUEGER Nils	M	0	0	0	0	0	0
6	D	RAEDLER Hugo	M	1	0	0	0	0	-3
7	F	BENTZEN Finn	M	1	0	0	0	0	0
11	F	WOLFF Jacob	M	1	0	0	0	0	0
12	D	JASTER Christian	M	1	0	0	0	0	0
15	GK	BRZOSKA Klaus	M	1	0	0	0	0	
22	F	MUEHLHANS Veit	M	1	0	0	0	0	0
33	F	KUHLI-LAUENSTEIN Ingo	M	1	0	0	0	0	-1
43	F	HERING Bernhard	M	1	0	0	0	2	-2
47	GK	KUNST Simon	M	1	0	0	0	0	
52	D	PABST Robert	M	1	0	1	1	2	-1
69	D	SKLORZ Lucas	M	1	0	0	0	0	-1
77	F	WEDDE Joerg	M	1	0	0	0	2	-1
83	D	PILZ Christian	M	1	0	0	0	2	-3
97	F	SCHRADER Felix	M	1	0	0	0	0	-3

Head Coach: POKORNY Andreas

Legend:

<b>A</b> Assists	<b>D</b> Defence	<b>F</b> Forward	<b>G</b> Goals
<b>GA</b> Goals against	<b>GAA</b> Goals against as average per 45 minutes	<b>Gen</b> Gender	<b>GK</b> Goalkeeper
<b>GP</b> Games played	<b>M</b> Male	<b>MIP</b> Minutes and seconds played	<b>No.</b> Jersey number
<b>PIM</b> Penalties in minutes	<b>Pos.</b> Position	<b>PTS</b> Points	<b>SOG</b> Shots on goal
<b>SVS</b> Saves	<b>SVS%</b> Saves in percentage	<b>+/-</b> Plus/minus net	



Ice Hockey  
Mixed  
Round Robin

Line-ups  
As of MON 18 NOV 2019

POL - GER

Referee

GERMANY-WALD Alex (USA)

Linesmen

LONNQVIST Tom (FIN) , NOTHEGGER David (AUT)

Goalkeepers

Team: POL

No.	Name	Gen
20	SEKULSKI Krzysztof	M
19	MLYNARCZYK Andrzej	M

Team: GER

No.	Name	Gen
15	BRZOSKA Klaus	M
47	KUNST Simon	M

Team Line-ups

Team: POL (red)

No.	Pos.	Name	Gen
4	D	FLIS Sylwester +C	M
10	D	KARTOSZ Sebastian	M
16	F	DRAPALA Radoslaw +A	M
18	F	HAK Szymon	M
68	F	MURAWSKI Mateusz +A	M
28	F	ZIELINSKI Mariusz	M
77	F	CIULA Lukasz	M
87	F	HEBDA Marcin	M

Team: GER (black)

No.	Pos.	Name	Gen
52	D	PABST Robert +A	M
69	D	SKLORZ Lucas	M
43	F	HERING Bernhard	M
77	F	WEDDE Joerg +A	M
97	F	SCHRADER Felix	M
6	D	RAEDLER Hugo	M
12	D	JASTER Christian	M
83	D	PILZ Christian	M
3	F	DISVELD Bas +C	M
33	F	KUHLI-LAUENSTEIN Ingo	M
7	F	BENTZEN Finn	M
11	F	WOLFF Jacob	M
22	F	MUEHLHANS Veit	M

Head Coach: WOZNY Tomasz

Head Coach: POKORNY Andreas

NOT DRESSED:

4	D	KRUEGER Nils	M
---	---	--------------	---

Legend:

<b>D</b>	Defence	<b>F</b>	Forward	<b>Gen</b>	Gender	<b>M</b>	Male
<b>No.</b>	Jersey number	<b>Pos.</b>	Position	<b>+A</b>	Assistant captain	<b>+C</b>	Captain

## Graphical Line-ups

As of MON 18 NOV 2019

### POL - GER

#### Referee

GERMANY-WALD Alex (USA)

#### Linesmen

LONNQVIST Tom (FIN) , NOTHEGGER David (AUT)

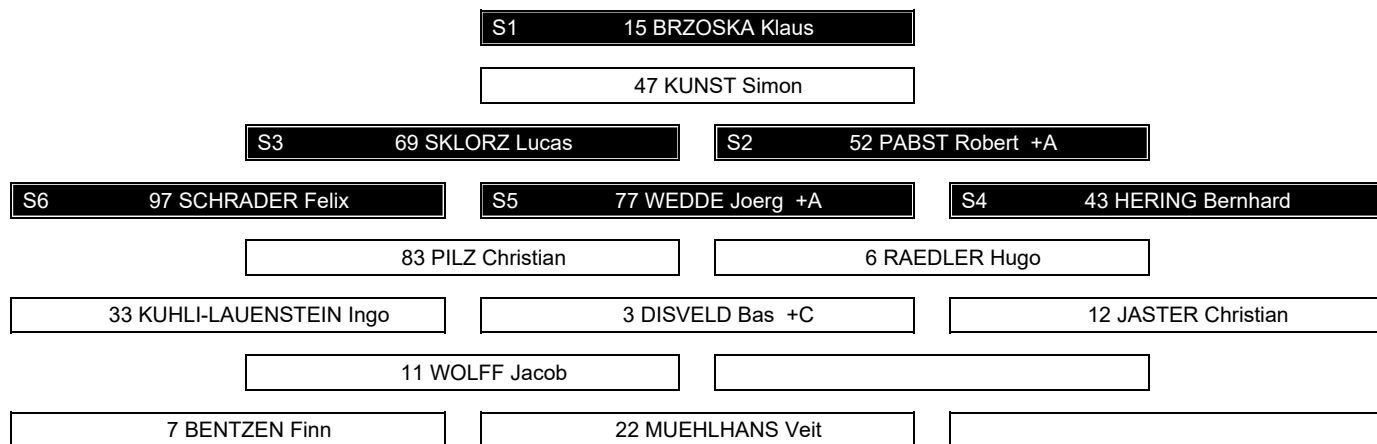
**Team:** POL - Poland (red)

**Head Coach:** WOZNY Tomasz



**Team:** GER - Germany (black)

**Head Coach:** POKORNY Andreas



#### Legend:

**Sn** Starting position

**+A** Assistant captain

**+C** Captain



## Game Summary

As of MON 18 NOV 2019

POL - GER 0 - 13 (0 - 5, 0 - 6, 0 - 2)

Spectators	Referee	Linesmen
57	GERMANY-WALD Alex (USA)	LONNQVIST Tom (FIN) , NOTHEGGER David (AUT)

## Team Statistics

Period	Score	SVS	SOG	PIM	TPP	PPG	SHG
1	0 : 5	14 : 0	0 : 19	0 : 0	00:00 : 00:00	0 : 0	0 : 0
2	0 : 6	9 : 1	1 : 15	0 : 14	02:21 : 00:00	0 : 0	0 : 0
3	0 : 2	12 : 3	3 : 14	0 : 2	02:28 : 00:00	0 : 0	0 : 0
<b>Total</b>	<b>0 : 13</b>	<b>35 : 4</b>	<b>4 : 48</b>	<b>0 : 16</b>	<b>04:49 : 00:00</b>	<b>0 : 0</b>	<b>0 : 0</b>

## 1st Period

Action	Time	ET/Res	Team	Type	No.	Name	(G)	Name of Assistant(s) / Action Description
GK	00:00		POL		19	MLYNARCZYK A		- Goalkeeper in
GK	00:00		GER		15	BRZOSKA K		- Goalkeeper in
<b>Goal</b>	<b>05:26</b>	<b>0 : 1</b>	<b>GER</b>	<b>EQ</b>	<b>43</b>	<b>HERING B</b>	(1)	77 WEDDE J On Ice POL 19 4 10 28 77 87 97 SCHRADER F GER 15 6 43 69 77 97
<b>Goal</b>	<b>08:42</b>	<b>0 : 2</b>	<b>GER</b>	<b>EQ</b>	<b>97</b>	<b>SCHRADER F</b>	(1)	43 HERING B On Ice POL 19 4 10 28 77 87 6 RAEDLER H GER 15 6 43 77 83 97
<b>Goal</b>	<b>10:32</b>	<b>0 : 3</b>	<b>GER</b>	<b>EQ</b>	<b>52</b>	<b>PABST R</b>	(1)	33 KUHLI-LAUENSTEIN I On Ice POL 19 4 10 28 77 87 6 RAEDLER H GER 15 3 6 12 33 52
<b>Goal</b>	<b>11:26</b>	<b>0 : 4</b>	<b>GER</b>	<b>EQ</b>	<b>3</b>	<b>DISVELD B</b>	(2)	33 KUHLI-LAUENSTEIN I On Ice POL 19 4 10 16 18 68 52 PABST R GER 15 3 12 33 52 69
<b>Goal</b>	<b>12:18</b>	<b>0 : 5</b>	<b>GER</b>	<b>EQ</b>	<b>77</b>	<b>WEDDE J</b>	(1)	97 SCHRADER F On Ice POL 19 4 10 28 77 87 GER 15 6 43 77 83 97

## 2nd Period

Action	Time	ET/Res	Team	Type	No.	Name	(G)	Name of Assistant(s) / Action Description
<b>Goal</b>	<b>16:12</b>	<b>0 : 6</b>	<b>GER</b>	<b>EQ</b>	<b>43</b>	<b>HERING B</b>	(2)	77 WEDDE J On Ice POL 19 4 10 16 18 68 GER 15 11 43 69 77 97
<b>Goal</b>	<b>18:55</b>	<b>0 : 7</b>	<b>GER</b>	<b>EQ</b>	<b>77</b>	<b>WEDDE J</b>	(2)	43 HERING B On Ice POL 19 4 10 16 18 68 69 SKLORZ L GER 15 43 52 69 77 97
<b>Goal</b>	<b>22:34</b>	<b>0 : 8</b>	<b>GER</b>	<b>EQ</b>	<b>12</b>	<b>JASTER C</b>	(1)	6 RAEDLER H On Ice POL 19 4 10 16 18 68 GER 15 3 6 12 33 83
<b>Goal</b>	<b>22:42</b>	<b>0 : 9</b>	<b>GER</b>	<b>EQ</b>	<b>97</b>	<b>SCHRADER F</b>	(2)	43 HERING B On Ice POL 19 4 10 16 18 68 GER 15 7 43 52 69 97
<b>Goal</b>	<b>27:07</b>	<b>0 : 10</b>	<b>GER</b>	<b>EQ</b>	<b>33</b>	<b>KUHLI-LAUENSTEIN I</b>	(1)	6 RAEDLER H On Ice POL 19 4 10 28 77 87 12 JASTER C GER 15 3 6 12 33 83
<b>Goal</b>	<b>27:22</b>	<b>0 : 11</b>	<b>GER</b>	<b>EQ</b>	<b>7</b>	<b>BENTZEN F</b>	(1)	43 HERING B On Ice POL 19 4 10 16 18 68 97 SCHRADER F GER 15 7 43 52 69 97
Penalty	27:39	29:39	GER	2 min.	69	SKLORZ L		- Checking from Behind / Served by: 7 BENTZEN F
Penalty	27:39	39:39	GER	10 min.	69	SKLORZ L		- Misconduct
Penalty	28:28	30:28	GER	2 min.	-	Team penalty		- Too Many Men / Served by: 77 WEDDE J

## 3rd Period

Action	Time	ET/Res	Team	Type	No.	Name	(G)	Name of Assistant(s) / Action Description
Penalty	30:31	32:31	GER	2 min.	97	SCHRADER F		- Boarding
<b>Goal</b>	<b>34:43</b>	<b>0 : 12</b>	<b>GER</b>	<b>EQ</b>	<b>52</b>	<b>PABST R</b>	(2)	43 HERING B On Ice POL 19 4 10 16 18 68 GER 15 7 11 43 52 77
<b>Goal</b>	<b>40:55</b>	<b>0 : 13</b>	<b>GER</b>	<b>EQ</b>	<b>33</b>	<b>KUHLI-LAUENSTEIN I</b>	(2)	On Ice POL 19 4 10 16 18 68 GER 15 7 33 43 77 97
Time-out	40:55		POL					
GK	45:00		POL					19 MLYNARCZYK A - Goalkeeper out
GK	45:00		GER					15 BRZOSKA K - Goalkeeper out



## Ice Hockey

## Mixed

## Round Robin

## Goalkeeper Records

Team : POL - Poland

No.	Name	SOG	SVS	MIP
19	MLYNARCZYK Andrzej	48	35	45:00
20	SEKULSKI Krzysztof			

Team : GER - Germany

No.	Name	SOG	SVS	MIP
15	BRZOSKA Klaus	4	4	45:00
47	KUNST Simon			

## Game Statistics

Team : POL (red)

Head Coach : WOZNY Tomasz

Head Coach : WOZNY Tomasz											Shots on Goal					Time on Ice									
No.	Pos.	Name	Gen	G	A	P	PIM	FO+	FO-	FO+/-	FO%	1	2	3	OT	TS	+/-	1	2	3	OT	TOT	SHF	AVG	
4	D	FLIS Sylwester +C	M	0	0	0	0	3	1	2	75.00	0	1	2	3	-13	0:00	0:00	0:00		0:00	0	0:00		
10	D	KARTOSZ Sebastian	M	0	0	0	0	0	0	0	0.00	0	0	0	0	-13	0:00	0:00	0:00		0:00	0	0:00		
16	F	DRAPALA Radoslaw +A	M	0	0	0	0	8	16	-8	33.33	0	0	0	0	-8	0:00	0:00	0:00		0:00	0	0:00		
18	F	HAK Szymon	M	0	0	0	0	0	1	-1	0.00	0	0	0	0	-8	0:00	0:00	0:00		0:00	0	0:00		
68	F	MURAWSKI Mateusz +A	M	0	0	0	0	0	1	-1	0.00	0	0	1	1	-8	0:00	0:00	0:00		0:00	0	0:00		
28	F	ZIELINSKI Mariusz	M	0	0	0	0	0	0	0	0.00	0	0	0	0	-5	0:00	0:00	0:00		0:00	0	0:00		
77	F	CIULA Lukasz	M	0	0	0	0	1	2	-1	33.33	0	0	0	0	-5	0:00	0:00	0:00		0:00	0	0:00		
87	F	HEBDA Marcin	M	0	0	0	0	4	7	-3	36.36	0	0	0	0	-5	0:00	0:00	0:00		0:00	0	0:00		
19	GK	MLYNARCZYK Andrzej (BP)	M	0	0	0	0					0	0	0	0										
20	GK	SEKULSKI Krzysztof	M	0	0	0	0					0	0	0	0										
Total					0	0	0	0	16	28	-12	36.36	0	1	3	4									

Team : GER (black)

Head Coach : POKORNY Andreas

Head Coach : POKORNY Andreas											Shots on Goal						Time on Ice									
No.	Pos.	Name	Gen	G	A	P	PIM	FO+	FO-	FO+/-	FO%	1	2	3	OT	TS	+/-	1	2	3	OT	TOT	SHF	AVG		
43	F	HERING Bernhard	M	2	5	7	0	13	8	5	61.90	5	1	2	8	+9	0:00	0:00	0:00		0:00	0	0:00			
52	D	PABST Robert +A (BP)	M	2	1	3	0	0	0	0	0.00	2	0	2	4	+6	0:00	0:00	0:00		0:00	0	0:00			
69	D	SKLORZ Lucas	M	0	1	1	12	0	0	0	0.00	0	1	1	2	+6	0:00	0:00	0:00		0:00	0	0:00			
77	F	WEDDE Joerg +A	M	2	2	4	0	0	0	0	0.00	2	1	0	3	+7	0:00	0:00	0:00		0:00	0	0:00			
97	F	SCHRADER Felix	M	2	3	5	2	1	0	1	100.00	2	2	0	4	+8	0:00	0:00	0:00		0:00	0	0:00			
3	F	DISVELD Bas +C	M	1	0	1	0	0	1	-1	0.00	2	0	0		2	+4	0:00	0:00	0:00		0:00	0	0:00		
6	D	RAEDLER Hugo	M	0	4	4	0	0	0	0	0.00	1	1	1		3	+6	0:00	0:00	0:00		0:00	0	0:00		
12	D	JASTER Christian	M	1	1	2	0	13	4	9	76.47	0	3	1		4	+4	0:00	0:00	0:00		0:00	0	0:00		
33	F	KUHLI-LAUENSTEIN Ingo	M	2	2	4	0	1	3	-2	25.00	4	2	1		7	+5	0:00	0:00	0:00		0:00	0	0:00		
83	D	PILZ Christian	M	0	0	0	0	0	0	0	0.00	1	0	4		5	+4	0:00	0:00	0:00		0:00	0	0:00		
7	F	BENTZEN Finn	M	1	0	1	0	0	0	0	0.00	0	3	0		3	+4	0:00	0:00	0:00		0:00	0	0:00		
11	F	WOLFF Jacob	M	0	0	0	0	0	0	0	0.00	0	1	1		2	+2	0:00	0:00	0:00		0:00	0	0:00		
22	F	MUEHLHANS Veit	M	0	0	0	0	0	0	0	0.00	0	0	1		1	0	0:00	0:00	0:00		0:00	0	0:00		
15	GK	BRZOSKA Klaus	M	0	0	0	0					0	0	0		0										
47	GK	KUNST Simon	M	0	0	0	0					0	0	0		0										
Total				13	19	32	14	28	16	12	63.64	19	15	14		48										

## Round Robin

R	Team	GP	W	OTW	OTL	L	GDF	GF : GA	PTS
1	RUS	2	2	0	0	0	+52	52 : 0	6
2	SVK	2	2	0	0	0	+14	16 : 2	6
3	CHN	2	1	0	0	1	+2	5 : 3	3
4	GER	2	1	0	0	1	+10	14 : 4	3
5	GBR	2	0	0	0	2	-38	1 : 39	0
6	POL	2	0	0	0	2	-40	0 : 40	0

	CHN	GBR	GER	POL	RUS	SVK
CHN	*****	FRI 22 NOV 11:00	4:1	TUE 19 NOV 15:00	THU 21 NOV 15:00	1:2
GBR	FRI 22 NOV 11:00	*****	TUE 19 NOV 19:00	THU 21 NOV 11:00	0:25	1:14
GER	1:4	TUE 19 NOV 19:00	*****	13:0	FRI 22 NOV 19:00	THU 21 NOV 19:00
POL	TUE 19 NOV 15:00	THU 21 NOV 11:00	0:13	*****	0:27	FRI 22 NOV 15:00
RUS	THU 21 NOV 15:00	25:0	FRI 22 NOV 19:00	27:0	*****	TUE 19 NOV 11:00
SVK	2:1	14:1	THU 21 NOV 19:00	FRI 22 NOV 15:00	TUE 19 NOV 11:00	*****



Ice Hockey  
Mixed  
Round Robin

**Legend:**

<b>(G)</b>	Goals in tournament	<b>+/-</b>	Plus/minus net	<b>+A</b>	Assistant captain	<b>+C</b>	Captain
<b>A</b>	Assists	<b>D</b>	Defence	<b>EQ</b>	Equal strength	<b>ET/Res</b>	Penalty end time/Result of game
<b>F</b>	Forward	<b>FO-</b>	Face-offs lost	<b>FO%</b>	Face-offs won as percentage	<b>FO+</b>	Face-offs won
<b>FO+/-</b>	Face-offs net	<b>G</b>	Goals	<b>GA</b>	Goals against	<b>GDF</b>	Goal difference
<b>Gen</b>	Gender	<b>GF</b>	Goals for	<b>GK</b>	Goalkeeper	<b>GP</b>	Games played
<b>L</b>	Losses	<b>M</b>	Male	<b>MIP</b>	Minutes in play (GK)	<b>No.</b>	Jersey number
<b>OT</b>	Overtime	<b>OTL</b>	Overtime losses	<b>OTW</b>	Overtime wins	<b>P</b>	Points
<b>PIM</b>	Penalties in minutes	<b>Pos.</b>	Position	<b>PPG</b>	Power play goals	<b>PTS</b>	Points
<b>R</b>	Rank	<b>SHG</b>	Shorthanded goals	<b>SOG</b>	Shots on goal	<b>SVS</b>	Saves
<b>TPP</b>	Time on power play	<b>TS</b>	Total shots	<b>W</b>	Wins		



**Ice Hockey**  
**Mixed**  
**Round Robin**

**Shot Chart**  
As of MON 18 NOV 2019

**POL - GER**

Shots by POL

Goals (o): 0      SSG (+): 0  
SSP (-): 0      SPG (-): 0



GK 15 of GER

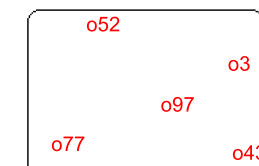


**Period: 1**

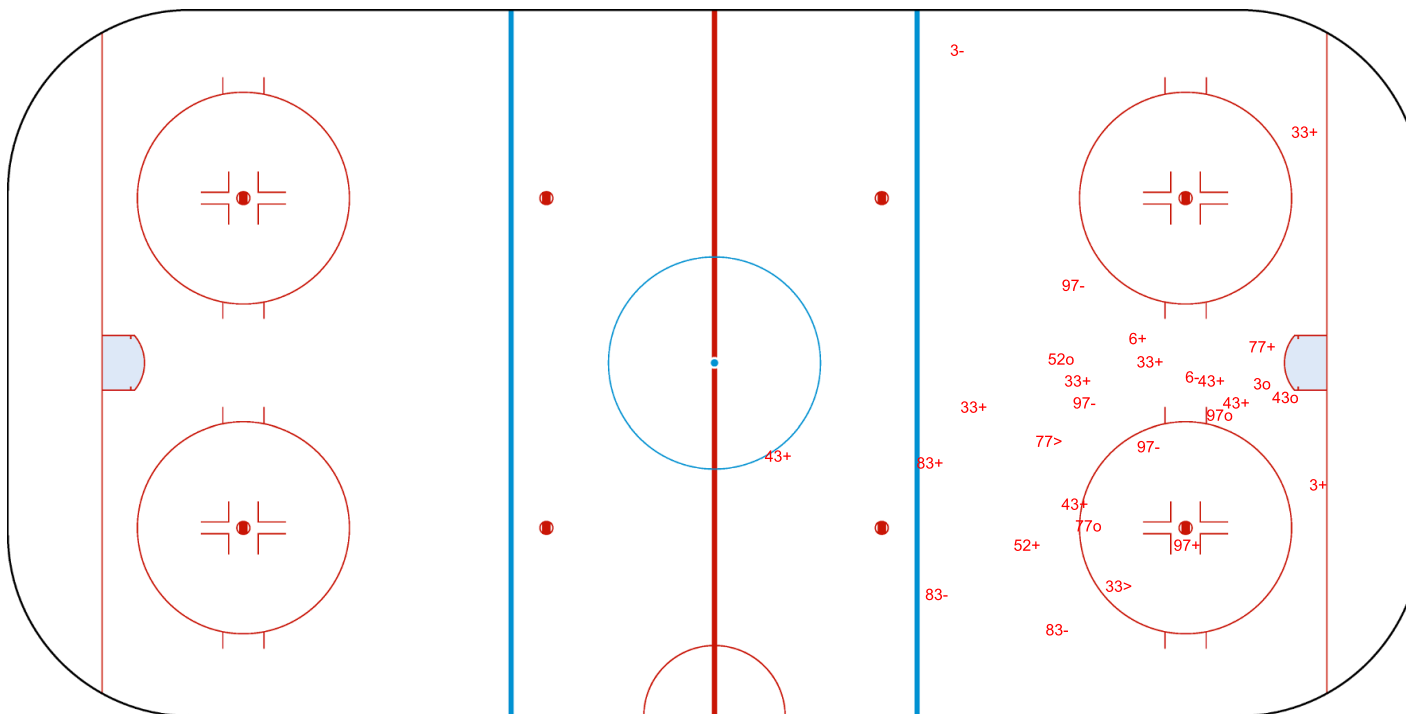


Shots by GER

Goals (o): 5      SSG (+): 14  
SSP (>): 2      SPG (-): 7



GK 19 of POL



**Legend:**

**GK**      Goalkeeper      **SPG**      Shots past goal      **SSG**      Shots saved by goalkeeper      **SSP**      Shots saved by player



Ice Hockey  
Mixed  
Round Robin

Shot Chart  
As of MON 18 NOV 2019

POL - GER

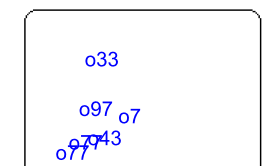
Shots by GER

Goals (o): 6

SSG (+): 9

SSP (-): 0

SPG (-): 5



GK 19 of POL



Period: 2




Shots by POL

Goals (o): 0

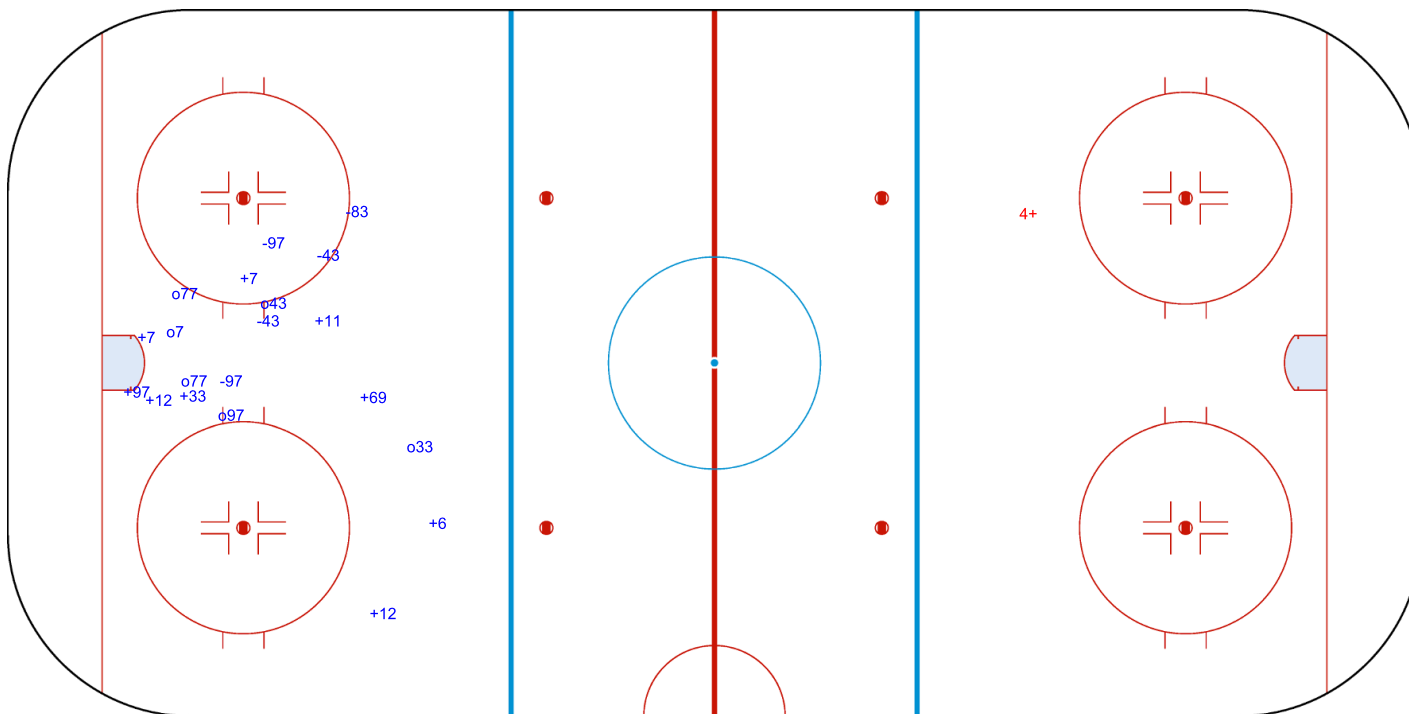
SSG (+): 1

SSP (>): 0

SPG (-): 0



GK 15 of GER



Legend:

GK

Goalkeeper

SPG

Shots past goal

SSG

Shots saved by goalkeeper

SSP

Shots saved by player



**Ice Hockey**  
**Mixed**  
**Round Robin**

**Shot Chart**  
As of MON 18 NOV 2019

**POL - GER**


Shots by POL

Goals (o): 0

SSG (+): 3

SSP (-): 0

SPG (-): 2



GK 15 of GER



**Period: 3**




Shots by GER

Goals (o): 2

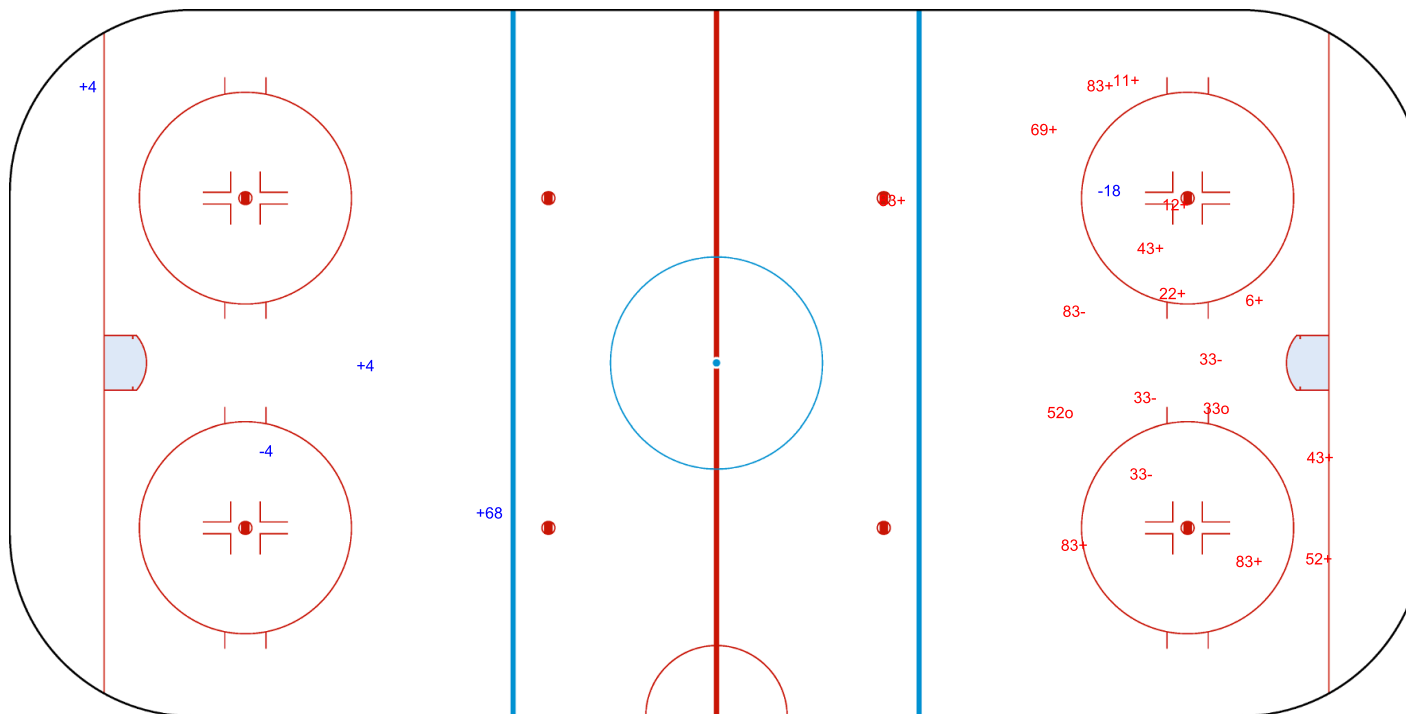
SSG (+): 12

SSP (>): 0

SPG (-): 4



GK 19 of POL



**Legend:**

**GK** Goalkeeper

**SPG** Shots past goal

**SSG** Shots saved by goalkeeper

**SSP** Shots saved by player



## As of MON 18 NOV 2019

## PERIOD 1

Total wins / period

Total wins / period

Total wins / period

Total wins / game

## HEAD TO HEAD

		GER									
	No.	3	12	33	43	97	Tot	wins POL	Dz	Nz	Az
POL	4	1 - 0		2 - 1			4	3 75%			3 75%
	16		2 - 7	1 - 0	5 - 8	0 - 1	24	8 33%	2 20%	6 43%	
	18		0 - 1				1	0 0%		0 0%	
	68				0 - 1		1	0 0%			0 0%
	77		0 - 1		1 - 1		3	1 33%	1 33%		
	87		2 - 4		2 - 3		11	4 36%	2 33%	2 40%	
	<b>Tot</b>	1	17	4	21	1	44	16 36%	5 26%	8 40%	3 60%
	<b>wins GER</b>	0 0%	13 76%	1 25%	13 62%	1 100%	28 64%				
	<b>Dz</b>	0 0%		1 33%	1 100%		2 40%				
	<b>Nz</b>		6 60%		5 56%	1 100%	12 60%				
	<b>Az</b>		7 100%	0 0%	7 64%		14 74%				

### Legend:

**Az** Attacking zone      **Dz** Defending zone      **No.** Jersey number      **Nz** Neutral zone      **Tot** Total face-offs played





## Game Roster

As of TUE 19 NOV 2019

### SVK - RUS

**Referee**

GRUMSEN Jacob (DEN)

**Linesmen**

NITTYLA Lari (FIN) , SOS Zoltan (HUN)

**Goalkeepers****Team:** SVK

No.	Name	Gen	GP	MIP	GA	SVS	SOG	SVS%	GAA
18	LEPACEK Eduard	M	2	75:00	1	23	24	95.83	0.60
21	PASTUCHA Miroslav	M	2	15:00	1	0	1	0.00	3.00

**Team Roster****Team:** SVK (white)

No.	Pos.	Name	Gen	GP	G	A	PTS	PIM	+/-
5	D	KASCAK Peter	M	2	0	1	1	0	+7
6	F	RAUS Ales	M	2	0	0	0	0	+4
7	F	STASAK Miroslav	M	2	1	2	3	0	+5
10	D	STIT Peter	M	2	2	0	2	2	+7
11	F	LIGDA Marian	M	2	2	6	8	2	+9
15	F	FOJTIK Erik	M	2	2	2	4	2	+8
18	GK	LEPACEK Eduard	M	2	0	0	0	0	
21	GK	PASTUCHA Miroslav	M	2	0	0	0	0	
22	F	KORMAN David	M	2	3	5	8	0	+9
25	F	JOPPA Martin	M	2	4	3	7	4	+8
44	F	TURIC Robert	M	2	0	1	1	0	+1
45	F	VECEREK Milos	M	2	2	2	4	0	+6
66	D	FERENCIK Slavomir	M	2	0	1	1	4	+5

**Head Coach:** BIELECKA Radoslav**Team:** RUS

No.	Name	Gen	GP	MIP	GA	SVS	SOG	SVS%	GAA
1	PLOTNIKOV Evgenii	M	2	23:28	0	0	0	0.00	0.00
20	KAMANTSEV Vladimir	M	2	66:32	0	4	4	100.00	0.00

**Team:** RUS (red)

No.	Pos.	Name	Gen	GP	G	A	PTS	PIM	+/-
1	GK	PLOTNIKOV Evgenii	M	2	0	0	0	0	
4	D	EREMIN Aleksei	M	1	0	0	0	2	+1
5	D	VARLAKOV Vasilii	M	2	3	8	11	0	+26
6	D	MIACHIN Mikhail	M	2	5	6	11	0	+27
7	F	SEVERIN Roman	M	1	1	0	1	0	+3
8	F	LISOV Dmitrii	M	2	4	3	7	0	+18
9	F	KHAMZIN Airat	M	2	5	6	11	2	+19
10	F	MALETSKIY Igor	M	2	5	1	6	0	+12
13	F	SHIKHOV Konstantin	M	2	6	13	19	2	+25
15	D	GALKIN Dmitrii	M	2	2	5	7	0	+20
18	F	SOKOLOV Andrey	M	2	3	5	8	2	+24
19	D	KUZNETSOV Ivan	M	2	1	4	5	0	+20
20	GK	KAMANTSEV Vladimir	M	2	0	0	0	0	
21	F	PETROV Evgenii	M	2	7	5	12	0	+18
22	F	TERENTEV Nikolai	M	1	8	3	11	0	+10
23	F	VOLKOV Ilia	M	2	2	3	5	0	+7
28	F	KUZMINYKH Maksim	M	1	0	2	2	0	+2

**Head Coach:** BATYRSHIN Ruslan**Legend:**

<b>A</b> Assists	<b>D</b> Defence	<b>F</b> Forward	<b>G</b> Goals
<b>GA</b> Goals against	<b>GAA</b> Goals against as average per 45 minutes	<b>Gen</b> Gender	<b>GK</b> Goalkeeper
<b>GP</b> Games played	<b>M</b> Male	<b>MIP</b> Minutes and seconds played	<b>No.</b> Jersey number
<b>PIM</b> Penalties in minutes	<b>Pos.</b> Position	<b>PTS</b> Points	<b>SOG</b> Shots on goal
<b>SVS</b> Saves	<b>SVS%</b> Saves in percentage	<b>+/-</b> Plus/minus net	



Ice Hockey  
Mixed  
Round Robin

Line-ups  
As of TUE 19 NOV 2019

SVK - RUS

Referee

GRUMSEN Jacob (DEN)

Linesmen

NITTYLA Lari (FIN) , SOS Zoltan (HUN)

Goalkeepers

Team: SVK

No.	Name	Gen
18	LEPACEK Eduard	M
21	PASTUCHA Miroslav	M

Team Line-ups

Team: SVK (white)

No.	Pos.	Name	Gen
5	D	KASCAK Peter	M
11	F	LIGDA Marian +C	M
15	F	FOJTIK Erik +A	M
22	F	KORMAN David	M
25	F	JOPPA Martin +A	M
10	D	STIT Peter	M
66	D	FERENCIK Slavomir	M
6	F	RAUS Ales	M
7	F	STASAK Miroslav	M
45	F	VECEREK Milos	M
44	F	TURIC Robert	M

Head Coach: BIELECKA Radoslav

Team: RUS

No.	Name	Gen
1	PLOTNIKOV Evgenii	M
20	KAMANTSEV Vladimir	M

Team: RUS (red)

No.	Pos.	Name	Gen
15	D	GALKIN Dmitrii	M
19	D	KUZNETSOV Ivan	M
8	F	LISOV Dmitrii +C	M
9	F	KHAMZIN Airat	M
21	F	PETROV Evgenii +A	M
5	D	VARLAKOV Vasilii	M
6	D	MIACHIN Mikhail	M
13	F	SHIKHOV Konstantin	M
18	F	SOKOLOV Andrey	M
22	F	TERENTEV Nikolai	M
7	F	SEVERIN Roman	M
23	F	VOLKOV Ilia +A	M
28	F	KUZMINYKH Maksim	M

Head Coach: BATYRSHIN Ruslan

NOT DRESSED:

4	D	EREMIN Aleksei	M
10	F	MALETSKIY Igor	M

Legend:

<b>D</b>	Defence	<b>F</b>	Forward	<b>Gen</b>	Gender	<b>M</b>	Male
<b>No.</b>	Jersey number	<b>Pos.</b>	Position	<b>+A</b>	Assistant captain	<b>+C</b>	Captain

## Graphical Line-ups

As of TUE 19 NOV 2019

### SVK - RUS

#### Referee

GRUMSEN Jacob (DEN)

#### Linesmen

NITTYLA Lari (FIN) , SOS Zoltan (HUN)

**Team:** SVK - Slovakia (white)

**Head Coach:** BIELECKA Radoslav



**Team:** RUS - Russia (red)

**Head Coach:** BATYRSHIN Ruslan



#### Legend:

**Sn** Starting position

**+A** Assistant captain

**+C** Captain



## Ice Hockey

## Mixed

## Round Robin

## Game Summary

As of TUE 19 NOV 2019

SVK - RUS 0 - 9 (0 - 1, 0 - 3, 0 - 5)

Spectators	Referee	Linesmen
27	GRUMSEN Jacob (DEN)	NITTYLA Lari (FIN) , SOS Zoltan (HUN)

## Team Statistics

Period	Score	SVS	SOG	PIM	TPP	PPG	SHG
1	0 : 1	14 : 2	2 : 15	0 : 4	03:53 : 00:00	0 : 0	0 : 0
2	0 : 3	14 : 2	2 : 17	8 : 0	00:00 : 05:58	0 : 2	0 : 0
3	0 : 5	13 : 2	2 : 18	4 : 2	00:36 : 03:11	0 : 1	0 : 0
Total	0 : 9	41 : 6	6 : 50	12 : 6	04:29 : 09:09	0 : 3	0 : 0

## 1st Period

Action	Time	ET/Res	Team	Type	No.	Name	(G)	Name of Assistant(s) / Action Description
GK	00:00		SVK		18	LEPACEK E		- Goalkeeper in
GK	00:00		RUS		1	PLOTNIKOV E		- Goalkeeper in
Goal	08:27	0 : 1	RUS	EQ	19	KUZNETSOV I	(2)	21 PETROV E On Ice SVK 18 6 7 10 45 66 RUS 1 8 9 15 19 21
Penalty	10:21	12:21	RUS	2 min.	9	KHAMZIN A		- Boarding
Penalty	12:14	14:14	RUS	2 min.	21	PETROV E		- Interference

## 2nd Period

Action	Time	ET/Res	Team	Type	No.	Name	(G)	Name of Assistant(s) / Action Description
Goal	15:17	0 : 2	RUS	EQ	19	KUZNETSOV I	(3)	9 KHAMZIN A On Ice SVK 18 5 11 15 22 25 RUS 1 8 9 15 19 21
Penalty	16:33	18:29	SVK	2 min.	11	LIGDA M		- Teeing
Goal	18:29	0 : 3	RUS	PP1	22	TERENTEV N	(9)	18 SOKOLOV A On Ice SVK 18 10 15 22 25 13 SHIKHOV K RUS 1 5 6 13 18 22 *
Penalty	20:09	22:09	SVK	2 min.	5	KASCAK P		- Holding an opponent
Penalty	21:41	23:06	SVK	2 min.	15	FOJTIK E		- Holding an opponent
Goal	23:06	0 : 4	RUS	PP1	21	PETROV E	(8)	15 GALKIN D On Ice SVK 18 5 11 22 25 18 SOKOLOV A RUS 1 8 9 15 19 21 *
Penalty	28:55	30:55	SVK	2 min.	25	JOPPA M		- Holding an opponent

## 3rd Period

Action	Time	ET/Res	Team	Type	No.	Name	(G)	Name of Assistant(s) / Action Description
Goal	32:47	0 : 5	RUS	EQ	22	TERENTEV N	(10)	On Ice SVK 18 6 7 10 45 66 RUS 1 5 6 13 18 22
Goal	35:32	0 : 6	RUS	EQ	21	PETROV E	(9)	9 KHAMZIN A On Ice SVK 18 6 7 10 45 66 RUS 1 5 6 8 9 21
Penalty	36:17	38:17	RUS	2 min.	22	TERENTEV N		- Interference
Penalty	36:53	38:33	SVK	2 min.	66	FERENCIK S		- Interference
Goal	38:16	0 : 7	RUS	EQ	9	KHAMZIN A	(6)	8 LISOV D On Ice SVK 18 5 11 15 25 15 GALKIN D RUS 1 8 9 15 19
Goal	38:33	0 : 8	RUS	PP1	22	TERENTEV N	(11)	On Ice SVK 18 5 11 15 25 RUS 1 13 15 18 19 22 *
Goal	38:58	0 : 9	RUS	EQ	7	SEVERIN R	(2)	23 VOLKOV I On Ice SVK 18 6 7 10 45 66 5 VARLAKOV V RUS 1 5 6 7 23 28
Penalty	40:30	42:30	SVK	2 min.	10	STIT P		- Holding an opponent
GK	45:00		SVK					18 LEPACEK E - Goalkeeper out
GK	45:00		RUS					1 PLOTNIKOV E - Goalkeeper out

## Goalkeeper Records

Team : SVK - Slovakia

No.	Name	SOG	SVS	MIP
18	LEPACEK Eduard	50	41	45:00
21	PASTUCHA Miroslav			

Team : RUS - Russia

No.	Name	SOG	SVS	MIP
1	PLOTNIKOV Evgenii	6	6	45:00
20	KAMANTSEV Vladimir			



# Ice Hockey

## Mixed

### Round Robin

#### Game Statistics

Team : SVK (white)

Head Coach : BIELECKA Radoslav

Head Coach : BIELECKA Radoslav											Shots on Goal						Time on Ice									
No.	Pos.	Name	Gen	G	A	P	PIM	FO+	FO-	FO+/-	FO%	1	2	3	OT	TS	+/-	1	2	3	OT	TOT	SHF	AVG		
5	D	KASCAK Peter	M	0	0	0	2	0	0	0	0.00	0	0	0		0	-2	0:00	0:00	0:00		0:00	0	0:00		
11	F	LIGDA Marian +C	M	0	0	0	2	7	14	-7	33.33	2	0	0		2	-2	0:00	0:00	0:00		0:00	0	0:00		
15	F	FOJTIK Erik +A	M	0	0	0	2	0	0	0	0.00	0	0	0		0	-2	0:00	0:00	0:00		0:00	0	0:00		
22	F	KORMAN David	M	0	0	0	0	0	1	-1	0.00	0	0	0		0	-1	0:00	0:00	0:00		0:00	0	0:00		
25	F	JOPPA Martin +A (BP)	M	0	0	0	2	1	0	1	100.00	0	0	1		1	-2	0:00	0:00	0:00		0:00	0	0:00		
6	F	RAUS Ales	M	0	0	0	0	0	0	0	0.00	0	0	0		0	-4	0:00	0:00	0:00		0:00	0	0:00		
7	F	STASAK Miroslav	M	0	0	0	0	8	12	-4	40.00	0	0	0		0	-4	0:00	0:00	0:00		0:00	0	0:00		
10	D	STIT Peter	M	0	0	0	2	0	0	0	0.00	0	0	0		0	-4	0:00	0:00	0:00		0:00	0	0:00		
45	F	VECEREK Milos	M	0	0	0	0	0	1	-1	0.00	0	2	0		2	-4	0:00	0:00	0:00		0:00	0	0:00		
66	D	FERENCIK Slavomir	M	0	0	0	2	0	0	0	0.00	0	0	1		1	-4	0:00	0:00	0:00		0:00	0	0:00		
44	F	TURIC Robert	M	0	0	0	0	0	0	0	0.00	0	0	0		0	0	0:00	0:00	0:00		0:00	0	0:00		
18	GK	LEPACEK Eduard	M	0	0	0	0					0	0	0		0										
21	GK	PASTUCHA Miroslav	M	0	0	0	0					0	0	0		0										
Total					0	0	0	12	16	28	-12	36.36	2	2	2		6									

Team : RUS (red)

Head Coach : BATYRSHIN Ruslan

Head Coach : BATYRSHIN Ruslan											Shots on Goal						Time on Ice									
No.	Pos.	Name	Gen	G	A	P	PIM	FO+	FO-	FO+/-	FO%	1	2	3	OT	TS	+/-	1	2	3	OT	TOT	SHF	AVG		
8	F	LISOV Dmitrii +C	M	0	1	1	0	4	3	1	57.14	4	4	0		8	+4	0:00	0:00	0:00		0:00	0	0:00		
9	F	KHAMZIN Airat	M	1	2	3	2	6	7	-1	46.15	2	0	3		5	+4	0:00	0:00	0:00		0:00	0	0:00		
15	D	GALKIN Dmitrii	M	0	2	2	0	0	0	0	0.00	0	2	0		2	+3	0:00	0:00	0:00		0:00	0	0:00		
19	D	KUZNETSOV Ivan (BP)	M	2	0	2	0	0	0	0	0.00	2	3	0		5	+3	0:00	0:00	0:00		0:00	0	0:00		
21	F	PETROV Evgenii +A	M	2	1	3	2	0	0	0	0.00	0	1	3		4	+3	0:00	0:00	0:00		0:00	0	0:00		
5	D	VARLAKOV Vasilii	M	0	1	1	0	0	0	0	0.00	2	0	1		3	+3	0:00	0:00	0:00		0:00	0	0:00		
6	D	MIACHIN Mikhail	M	0	0	0	0	0	0	0	0.00	0	1	2		3	+3	0:00	0:00	0:00		0:00	0	0:00		
13	F	SHIKHOV Konstantin	M	0	1	1	0	0	1	-1	0.00	1	1	2		4	+1	0:00	0:00	0:00		0:00	0	0:00		
18	F	SOKOLOV Andrey	M	0	2	2	0	11	4	7	73.33	1	2	0		3	+1	0:00	0:00	0:00		0:00	0	0:00		
22	F	TERENTEV Nikolai	M	3	0	3	2	1	0	1	100.00	3	3	4		10	+1	0:00	0:00	0:00		0:00	0	0:00		
7	F	SEVERIN Roman	M	1	0	1	0	0	0	0	0.00	0	0	1		1	+1	0:00	0:00	0:00		0:00	0	0:00		
23	F	VOLKOV Ilia +A	M	0	1	1	0	6	1	5	85.71	0	0	2		2	+1	0:00	0:00	0:00		0:00	0	0:00		
28	F	KUZMINYKH Maksim	M	0	0	0	0	0	0	0	0.00	0	0	0		0	+1	0:00	0:00	0:00		0:00	0	0:00		
1	GK	PLOTNIKOV Evgenii	M	0	0	0	0					0	0	0		0										
20	GK	KAMANTSEV Vladimir	M	0	0	0	0					0	0	0		0										

#### Round Robin

R	Team	GP	W	OTW	OTL	L	GDF	GF:GA	PTS
1	RUS	3	3	0	0	0	+61	61:0	<b>9</b>
2	SVK	3	2	0	0	1	+5	16:11	<b>6</b>
3	CHN	2	1	0	0	1	+2	5:3	<b>3</b>
4	GER	2	1	0	0	1	+10	14:4	<b>3</b>
5	GBR	2	0	0	0	2	-38	1:39	<b>0</b>
6	POL	2	0	0	0	2	-40	0:40	<b>0</b>

	CHN	GBR	GER	POL	RUS	SVK
CHN	*****	FRI 22 NOV 11:00	4:1	TUE 19 NOV 15:00	THU 21 NOV 15:00	1:2
GBR	FRI 22 NOV 11:00	*****	TUE 19 NOV 19:00	THU 21 NOV 11:00	0:25	1:14
GER	1:4	TUE 19 NOV 19:00	*****	13:0	FRI 22 NOV 19:00	THU 21 NOV 19:00
POL	TUE 19 NOV 15:00	THU 21 NOV 11:00	0:13	*****	0:27	FRI 22 NOV 15:00
RUS	THU 21 NOV 15:00	25:0	FRI 22 NOV 19:00	27:0	*****	9:0
SVK	2:1	14:1	THU 21 NOV 19:00	FRI 22 NOV 15:00	0:9	*****



**Ice Hockey**  
**Mixed**  
**Round Robin**

<b>Legend:</b>					
<b>(G)</b>	Goals in tournament	<b>*</b>	does not count for Plus/minus	<b>+/-</b>	Plus/minus net
<b>+C</b>	Captain	<b>A</b>	Assists	<b>D</b>	Defence
<b>ET/Res</b>	Penalty end time/Result of game	<b>F</b>	Forward	<b>FO-</b>	Face-offs lost
<b>FO+</b>	Face-offs won	<b>FO+/-</b>	Face-offs net	<b>G</b>	Goals
<b>GDF</b>	Goal difference	<b>Gen</b>	Gender	<b>GF</b>	Goals for
<b>GP</b>	Games played	<b>L</b>	Losses	<b>M</b>	Male
<b>No.</b>	Jersey number	<b>OT</b>	Overtime	<b>OTL</b>	Overtime losses
<b>P</b>	Points	<b>PIM</b>	Penalties in minutes	<b>Pos.</b>	Position
<b>PPG</b>	Power play goals	<b>PTS</b>	Points	<b>R</b>	Rank
<b>SOG</b>	Shots on goal	<b>SVS</b>	Saves	<b>TPP</b>	Time on power play
<b>W</b>	Wins			<b>TS</b>	Total shots
				<b>+A</b>	Assistant captain
				<b>EQ</b>	Equal strength
				<b>FO%</b>	Face-offs won as percentage
				<b>GA</b>	Goals against
				<b>GK</b>	Goalkeeper
				<b>MIP</b>	Minutes in play (GK)
				<b>OTW</b>	Overtime wins
				<b>PP1</b>	Power play - 1 player
				<b>SHG</b>	Shorthanded goals



Ice Hockey  
Mixed  
Round Robin

Shot Chart  
As of TUE 19 NOV 2019

SVK - RUS

Shots by SVK

Goals (o): 0    SSG (+): 2  
SSP (-): 1    SPG (-): 1



GK 1 of RUS




Period: 1

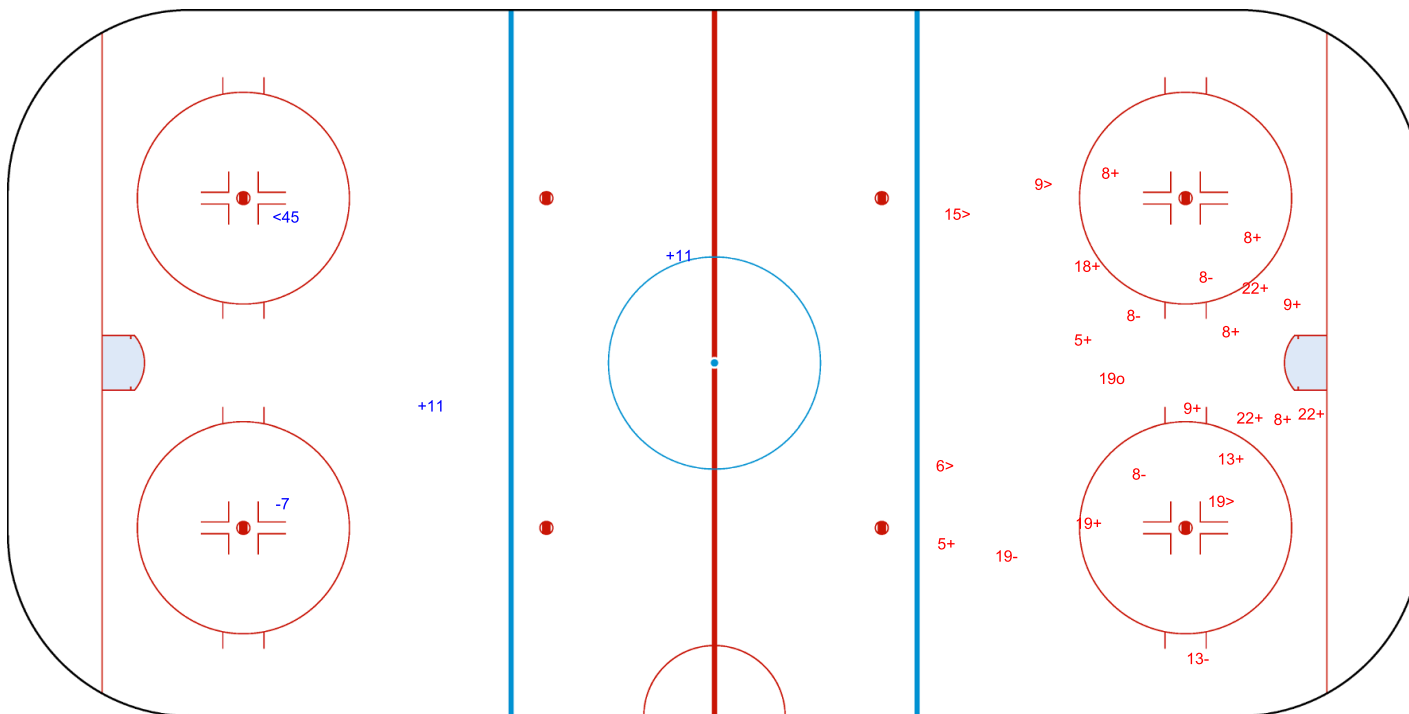


Shots by RUS

Goals (o): 1    SSG (+): 14  
SSP (>): 4    SPG (-): 5



GK 18 of SVK



Legend:							
<b>GK</b>	Goalkeeper	<b>SPG</b>	Shots past goal	<b>SSG</b>	Shots saved by goalkeeper	<b>SSP</b>	Shots saved by player



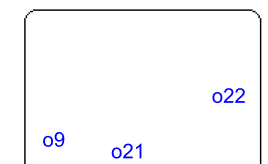
Ice Hockey  
Mixed  
Round Robin

Shot Chart  
As of TUE 19 NOV 2019

SVK - RUS

Shots by RUS

Goals (o): 3      SSG (+): 14  
SSP (<): 0      SPG (-): 7



GK 18 of SVK



Period: 2

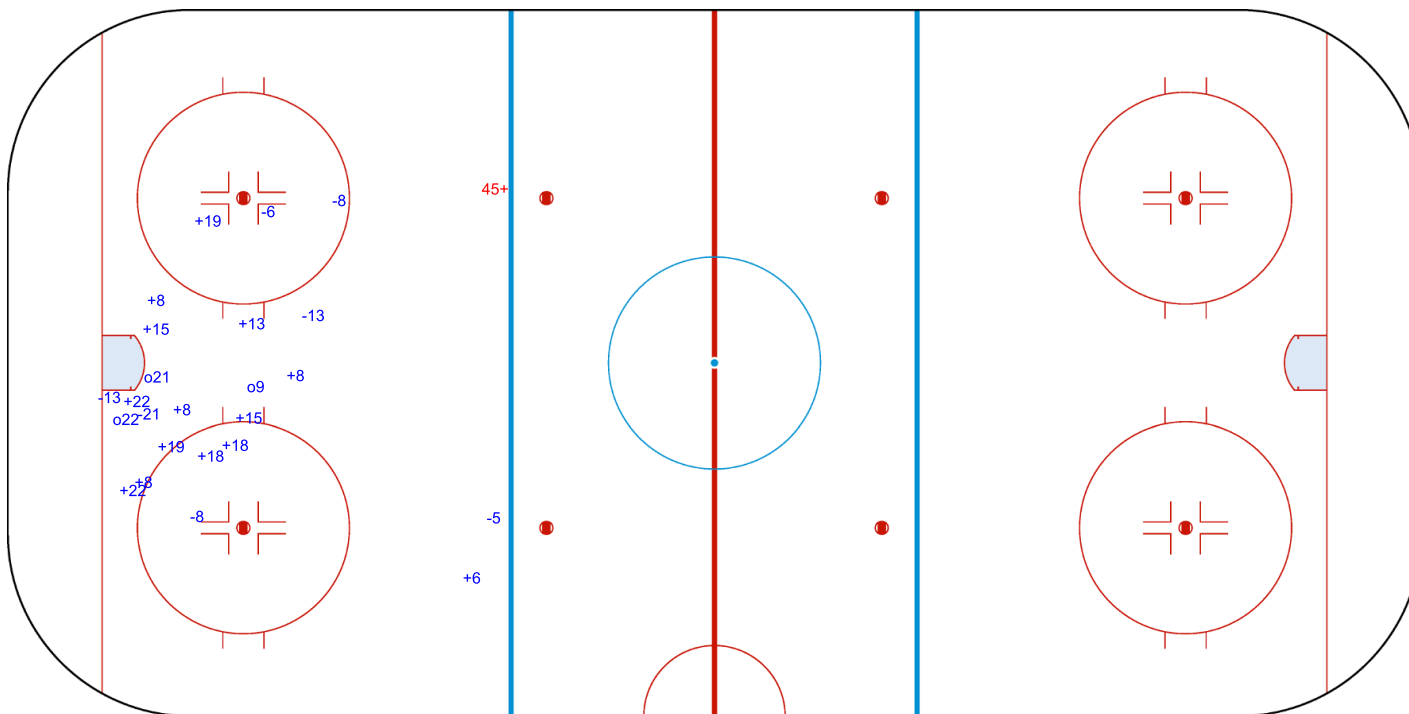


Shots by SVK

Goals (o): 0      SSG (+): 1  
SSP (>): 0      SPG (-): 0

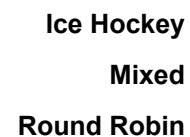


GK 1 of RUS



Legend:							
GK	Goalkeeper	SPG	Shots past goal	SSG	Shots saved by goalkeeper	SSP	Shots saved by player





## As of TUE 19 NOV 2019

SVK - RUS

### Shots by SVK

Goals (o): 0

SSG (+): 2

SSP (&lt;): 0

SPG (-): 1

GK 1 of RUS

**Period: 3**

SVK

Shots by RUS

Goals (o): 5

SSG (+): 13

SSP (&gt;): 1

SPG (-): 3

09

07021

o22 o22

GK 18 of SVK

**Legend:**

<b>GK</b>	Goalkeeper
-----------	------------

SPG

Shots past goal

SSG

Shots saved by goalkeeper

SSP

Shots saved by player

**Face-off Chart**  
As of TUE 19 NOV 2019  
**SVK - RUS**

**PERIOD 1**

	SVK		RUS		SVK		RUS		SVK		RUS		
	Def. zone	Att. zone	Def. zone	Att. zone	Neutral zone		Att. zone	Def. zone	Att. zone	Def. zone	Att. zone	Def. zone	
	- 7	+ 18			- 11	+ 9			+ 7	- 13			
	+ 11	- 9			+ 7	- 18			+ 11	- 8			
	- 11	+ 18											
	+ 7	- 9											
	- 11	+ 8											
	- 11	+ 8											
	- 7	+ 22											
Total wins / period	2 / 29%	5 / 71%			1 / 50%	1 / 50%			2 / 100%	0 / 0%			
Total wins all zones													
	SVK		RUS										
	5 / 45%		6 / 55%										

**PERIOD 2**

	SVK		RUS		SVK		RUS		SVK		RUS		
	Def. zone	Att. zone	Def. zone	Att. zone	Neutral zone		Att. zone	Def. zone	Att. zone	Def. zone	Att. zone	Def. zone	
	+ 7	- 9			+ 11	- 8							
	- 11	+ 8			+ 11	- 18							
	- 7	+ 18			- 11	+ 18							
	+ 25	- 9			- 7	+ 18							
	- 7	+ 9			- 7	+ 18							
	+ 11	- 18											
	- 11	+ 18											
	- 11	+ 8											
	- 7	+ 9											
	+ 11	- 8											
	- 7	+ 9											
Total wins / period	4 / 36%	7 / 64%			2 / 40%	3 / 60%							
Total wins all zones													
	SVK		RUS										
	6 / 38%		10 / 62%										

**PERIOD 3**

	SVK		RUS		SVK		RUS		SVK		RUS		
	Def. zone	Att. zone	Def. zone	Att. zone	Neutral zone		Att. zone	Def. zone	Att. zone	Def. zone	Att. zone	Def. zone	
	- 11	+ 9			+ 7	- 9			- 7	+ 23			
	- 7	+ 18			- 11	+ 23							
	- 11	+ 23			+ 11	- 18							
	+ 7	- 23			- 22	+ 18							
	- 7	+ 9			- 7	+ 23							
	- 11	+ 18			- 11	+ 23							
	- 11	+ 18			+ 7	- 9							
	- 45	+ 23											
	+ 7	- 9											
Total wins / period	2 / 22%	7 / 78%			3 / 43%	4 / 57%			0 / 0%	1 / 100%			
Total wins all zones													
	SVK		RUS										
	5 / 29%		12 / 71%										

**TOTAL**



**Ice Hockey**  
**Mixed**  
**Round Robin**

Total wins / game	SVK	RUS	SVK	RUS	SVK	RUS	Total wins all zones	
	Def. zone	Att. zone	Neutral zone		Att. zone	Def. zone		
	8 / 30%	19 / 70%	6 / 43%	8 / 57%	2 / 67%	1 / 33%	SVK	RUS
							16 / 36%	28 / 64%

## HEAD TO HEAD

RUS												
No.	8	9	13	18	22	23	Tot	wins SVK	Dz	Nz	Az	
SVK	7	5 - 4	1 - 0	1 - 5	0 - 1	1 - 2	20	8 40%	4 33%	3 50%	1 50%	
	11	3 - 4	1 - 2	3 - 5		0 - 3	21	7 33%	3 23%	3 43%	1 100%	
	22			0 - 1			1	0 0%		0 0%		
	25	1 - 0					1	1 100%	1 100%			
	45					0 - 1	1	0 0%	0 0%			
Tot		7	13	1	15	1	7	44	16 36%	8 30%	6 43%	2 67%
wins RUS		4 57%	6 46%	0 0%	11 73%	1 100%	6 86%	28 64%				
Dz		0 0%		0 0%			1 100%	1 33%				
Nz		0 0%	1 33%		4 57%		3 100%	8 57%				
Az		4 80%	5 50%		7 88%	1 100%	2 67%	19 70%				

**Legend:**

**Az** Attacking zone      **Dz** Defending zone      **No.** Jersey number      **Nz** Neutral zone      **Tot** Total face-offs played



## Game Roster

As of TUE 19 NOV 2019

### POL - CHN

#### Referee

ESPOSITO Bobby (USA)

#### Linesmen

HUS Igor (SVK) , LONNQVIST Tom (FIN)

#### Goalkeepers

##### Team: POL

No.	Name	Gen	GP	MIP	GA	SVS	SOG	SVS%	GAA
19	MLYNARCZYK Andrzej	M	2	45:00	13	35	48	72.92	13.00
20	SEKULSKI Krzysztof	M	2	45:00	27	29	56	51.79	27.00

#### Team Roster

##### Team: POL (red)

No.	Pos.	Name	Gen	GP	G	A	PTS	PIM	+/-
4	D	FLIS Sylwester	M	2	0	0	0	2	-38
10	D	KARTOSZ Sebastian	M	2	0	0	0	0	-38
16	F	DRAPALA Radoslaw	M	2	0	0	0	0	-20
18	F	HAK Szymon	M	2	0	0	0	0	-21
19	GK	MLYNARCZYK Andrzej	M	2	0	0	0	0	
20	GK	SEKULSKI Krzysztof	M	2	0	0	0	0	
28	F	ZIELINSKI Mariusz	M	2	0	0	0	0	-17
68	F	MURAWSKI Mateusz	M	2	0	0	0	0	-18
77	F	CIULA Lukasz	M	2	0	0	0	0	-18
87	F	HEBDA Marcin	M	2	0	0	0	2	-20

Head Coach: WOZNY Tomasz

##### Team: CHN

No.	Name	Gen	GP	MIP	GA	SVS	SOG	SVS%	GAA
1	WANG Wei	M	2	90:00	3	19	22	86.36	1.50
20	JI Yan Zhao	M	2	00:00	0	0	0	0.00	0.00

##### Team: CHN (yellow)

No.	Pos.	Name	Gen	GP	G	A	PTS	PIM	+/-
1	GK	WANG Wei	M	2	0	0	0	0	
5	F	BAI Xue Song	M	2	0	1	1	2	+4
7	D	XU Jin Qiang	M	2	0	1	1	4	+1
8	F	WANG Zhi Dong	M	2	0	1	1	10	+2
10	D	LI Zhen Yang	M	2	1	0	1	0	0
12	F	CHE Hang	M	0	0	0	0	0	0
15	F	SONG Xiao Dong	M	2	0	0	0	0	-2
16	F	GUO Xi Zhu	M	2	0	0	0	0	+1
17	F	SHEN Yi Feng	M	2	2	0	2	2	+2
18	F	WANG Ju Jiang	M	2	0	0	0	0	-2
19	F	ZHANG Zheng	M	2	0	1	1	0	0
20	GK	JI Yan Zhao	M	2	0	0	0	0	
22	D	HU Guang Jian	M	2	0	0	0	0	-1
23	F	CUI Yo Tao	M	2	1	0	1	2	+2
24	D	ZHU Zhan Fu	M	2	0	0	0	0	0
28	F	TIAN Jin Tao	M	2	1	0	1	0	+3
30	F	QIU Dian Peng	M	0	0	0	0	0	0

Head Coach: SHARSHUKOV Nikolay

#### Legend:

<b>A</b> Assists	<b>D</b> Defence	<b>F</b> Forward	<b>G</b> Goals
<b>GA</b> Goals against	<b>GAA</b> Goals against as average per 45 minutes	<b>Gen</b> Gender	<b>GK</b> Goalkeeper
<b>GP</b> Games played	<b>M</b> Male	<b>MIP</b> Minutes and seconds played	<b>No.</b> Jersey number
<b>PIM</b> Penalties in minutes	<b>Pos.</b> Position	<b>PTS</b> Points	<b>SOG</b> Shots on goal
<b>SVS</b> Saves	<b>SVS%</b> Saves in percentage	<b>+/-</b> Plus/minus net	



Ice Hockey  
Mixed  
Round Robin

Line-ups  
As of TUE 19 NOV 2019

POL - CHN

Referee

ESPOSITO Bobby (USA)

Linesmen

HUS Igor (SVK) , LONNQVIST Tom (FIN)

Goalkeepers

Team: POL

No.	Name	Gen
19	MLYNARCZYK Andrzej	M
20	SEKULSKI Krzysztof	M

Team: CHN

No.	Name	Gen
20	JI Yan Zhao	M
1	WANG Wei	M

Team Line-ups

Team: POL (red)

No.	Pos.	Name	Gen
4	D	FLIS Sylwester +C	M
10	D	KARTOSZ Sebastian	M
16	F	DRAPALA Radoslaw +A	M
18	F	HAK Szymon	M
68	F	MURAWSKI Mateusz +A	M
28	F	ZIELINSKI Mariusz	M
77	F	CIULA Lukasz	M
87	F	HEBDA Marcin	M

Team: CHN (yellow)

No.	Pos.	Name	Gen
7	D	XU Jin Qiang +C	M
8	F	WANG Zhi Dong	M
16	F	GUO Xi Zhu	M
17	F	SHEN Yi Feng	M
30	F	QIU Dian Peng	M
22	D	HU Guang Jian	M
24	D	ZHU Zhan Fu	M
15	F	SONG Xiao Dong	M
18	F	WANG Ju Jiang	M
19	F	ZHANG Zheng	M
5	F	BAI Xue Song +A	M
12	F	CHE Hang	M
28	F	TIAN Jin Tao	M

Head Coach: WOZNY Tomasz

Head Coach: SHARSHUKOV Nikolay

NOT DRESSED:

10	D	LI Zhen Yang	M
23	F	CUI Yo Tao	M

Legend:

<b>D</b>	Defence	<b>F</b>	Forward	<b>Gen</b>	Gender	<b>M</b>	Male
<b>No.</b>	Jersey number	<b>Pos.</b>	Position	<b>+A</b>	Assistant captain	<b>+C</b>	Captain

## Graphical Line-ups

As of TUE 19 NOV 2019

### POL - CHN

#### Referee

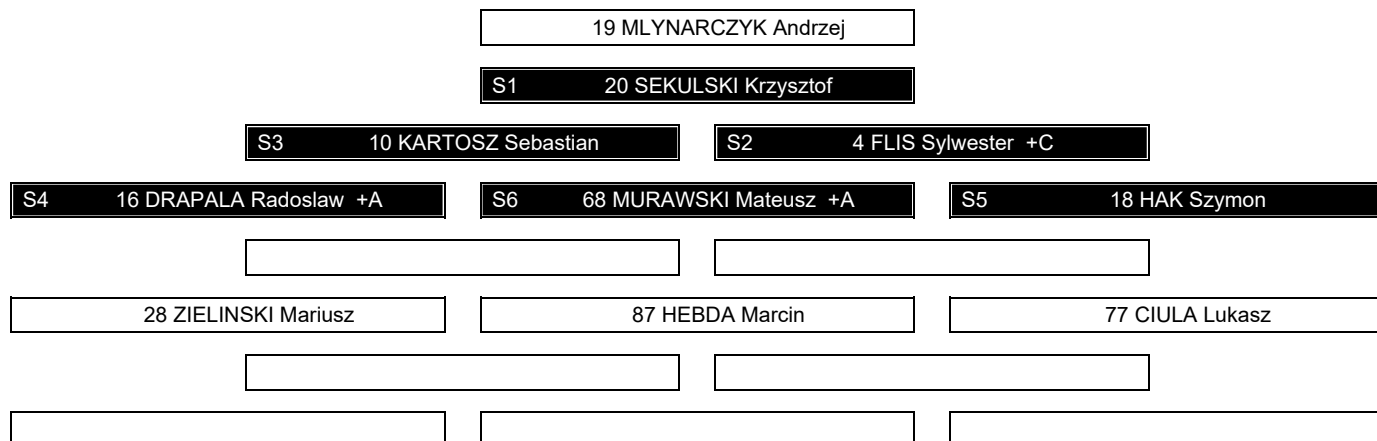
ESPOSITO Bobby (USA)

#### Linesmen

HUS Igor (SVK) , LONNQVIST Tom (FIN)

**Team:** POL - Poland (red)

**Head Coach:** WOZNY Tomasz



**Team:** CHN - China (yellow)

**Head Coach:** SHARSHUKOV Nikolay



#### Legend:

Sn Starting position

+A Assistant captain

+C Captain



# Ice Hockey

## Mixed

### Round Robin

## Game Summary

As of TUE 19 NOV 2019

**POL - CHN 0 - 17 (0 - 3 , 0 - 4 , 0 - 10)**

Spectators	Referee	Linesmen
23	ESPOSITO Bobby (USA)	HUS Igor (SVK) , LONNQVIST Tom (FIN)

### Team Statistics

Period	Score	SVS	SOG	PIM	TPP	PPG	SHG
1	0 : 3	8 : 2	2 : 11	2 : 2	02:00 : 02:00	0 : 0	0 : 1
2	0 : 4	9 : 2	2 : 13	2 : 4	02:31 : 00:31	0 : 0	0 : 1
3	0 : 10	16 : 0	0 : 26	0 : 0	00:00 : 00:00	0 : 0	0 : 0
<b>Total</b>	<b>0 : 17</b>	<b>33 : 4</b>	<b>4 : 50</b>	<b>4 : 6</b>	<b>04:31 : 02:31</b>	<b>0 : 0</b>	<b>0 : 2</b>

### 1st Period

Action	Time	ET/Res	Team	Type	No.	Name	(G)	Name of Assistant(s) / Action Description
GK	00:00		POL		20	SEKULSKI K	-	Goalkeeper in
GK	00:00		CHN		20	JI YZ	-	Goalkeeper in
Penalty	02:12	04:12	CHN	2 min.	22	HU GJ	-	Teeing
<b>Goal</b>	<b>02:42</b>	<b>0 : 1</b>	<b>CHN</b>	<b>SH1</b>	<b>28</b>	<b>TIAN JT</b>	(2)	On Ice POL 20 4 10 16 18 68 CHN 20 7 12 16 28
Penalty	07:00	09:00	POL	2 min.	77	CIULA L	-	Interference
<b>Goal</b>	<b>12:45</b>	<b>0 : 2</b>	<b>CHN</b>	<b>EQ</b>	<b>8</b>	<b>WANG ZD</b>	(1)	17 SHEN YF On Ice POL 20 4 10 16 18 68 CHN 20 7 8 16 17 30
<b>Goal</b>	<b>14:30</b>	<b>0 : 3</b>	<b>CHN</b>	<b>EQ</b>	<b>28</b>	<b>TIAN JT</b>	(3)	16 GUO XZ On Ice POL 20 4 10 16 18 68 CHN 20 5 7 12 16 28

### 2nd Period

Action	Time	ET/Res	Team	Type	No.	Name	(G)	Name of Assistant(s) / Action Description
<b>Goal</b>	<b>15:28</b>	<b>0 : 4</b>	<b>CHN</b>	<b>EQ</b>	<b>30</b>	<b>QIU DP</b>	(1)	8 WANG ZD 17 SHEN YF On Ice POL 20 4 10 16 18 68 CHN 20 7 8 16 17 30
<b>Goal</b>	<b>16:31</b>	<b>0 : 5</b>	<b>CHN</b>	<b>EQ</b>	<b>19</b>	<b>ZHANG Z</b>	(1)	22 HU GJ On Ice POL 20 4 10 16 18 68 CHN 20 15 18 19 22 24
Penalty	21:05	23:05	CHN	2 min.	28	TIAN JT	-	Interference
Penalty	21:36	23:36	POL	2 min.	68	MURAWSKI M	-	Interference
<b>Goal</b>	<b>23:50</b>	<b>0 : 6</b>	<b>CHN</b>	<b>EQ</b>	<b>17</b>	<b>SHEN YF</b>	(3)	16 GUO XZ On Ice POL 20 4 10 16 68 87 CHN 20 7 8 16 17 30
Penalty	24:35	26:35	CHN	2 min.	24	ZHU ZF	-	Interference
<b>Goal</b>	<b>25:58</b>	<b>0 : 7</b>	<b>CHN</b>	<b>SH1</b>	<b>18</b>	<b>WANG JJ</b>	(1)	19 ZHANG Z On Ice POL 19 4 10 16 28 77 CHN 20 7 15 18 19

### 3rd Period

Action	Time	ET/Res	Team	Type	No.	Name	(G)	Name of Assistant(s) / Action Description
GK	30:00		POL		19	MLYNARCZYK A	-	Goalkeeper in
<b>Goal</b>	<b>31:16</b>	<b>0 : 8</b>	<b>CHN</b>	<b>EQ</b>	<b>22</b>	<b>HU GJ</b>	(1)	19 ZHANG Z 18 WANG JJ On Ice POL 19 4 10 16 18 68 CHN 20 15 18 19 22 24
<b>Goal</b>	<b>31:30</b>	<b>0 : 9</b>	<b>CHN</b>	<b>EQ</b>	<b>18</b>	<b>WANG JJ</b>	(2)	15 SONG XD 24 ZHU ZF On Ice POL 19 4 10 28 77 87 CHN 20 15 18 19 22 24
<b>Goal</b>	<b>32:07</b>	<b>0 : 10</b>	<b>CHN</b>	<b>EQ</b>	<b>28</b>	<b>TIAN JT</b>	(4)	On Ice POL 19 4 10 28 77 87 CHN 20 5 7 12 16 28
<b>Goal</b>	<b>37:27</b>	<b>0 : 11</b>	<b>CHN</b>	<b>EQ</b>	<b>30</b>	<b>QIU DP</b>	(2)	17 SHEN YF On Ice POL 19 4 10 28 77 87 CHN 20 7 8 16 17 30
<b>Goal</b>	<b>39:23</b>	<b>0 : 12</b>	<b>CHN</b>	<b>EQ</b>	<b>12</b>	<b>CHE H</b>	(1)	5 BAI XS 28 TIAN JT On Ice POL 19 4 10 16 18 68 CHN 20 5 7 12 16 28
<b>Goal</b>	<b>39:54</b>	<b>0 : 13</b>	<b>CHN</b>	<b>EQ</b>	<b>12</b>	<b>CHE H</b>	(2)	28 TIAN JT On Ice POL 19 4 10 28 77 87 CHN 20 5 7 12 16 28
Time-out	39:54		POL					
<b>Goal</b>	<b>40:30</b>	<b>0 : 14</b>	<b>CHN</b>	<b>EQ</b>	<b>17</b>	<b>SHEN YF</b>	(4)	8 WANG ZD On Ice POL 19 4 10 28 77 87 CHN 20 8 17 22 24 30
<b>Goal</b>	<b>41:30</b>	<b>0 : 15</b>	<b>CHN</b>	<b>EQ</b>	<b>15</b>	<b>SONG XD</b>	(1)	16 GUO XZ On Ice POL 19 4 10 16 18 68 CHN 20 7 15 16 18 19



# Ice Hockey

## Mixed

### Round Robin

Action	Time	ET/Res	Team	Type	No.	Name	(G)	Name of Assistant(s) / Action Description
Goal	43:18	0 : 16	CHN	EQ	16	GUO XZ	(1)	On Ice POL 19 4 10 28 77 87 CHN 20 7 8 16 17 30
Goal	43:32	0 : 17	CHN	EQ	18	WANG JJ	(3)	On Ice POL 19 4 10 28 77 87 CHN 20 15 18 19 22 24
GK	45:00		POL					19 MLYNARCZYK A - Goalkeeper out
GK	45:00		CHN					20 JI YZ - Goalkeeper out

#### Goalkeeper Records

Team : POL - Poland

No.	Name	SOG	SVS	MIP
20	SEKULSKI Krzysztof	31	24	30:00
19	MLYNARCZYK Andrzej	19	9	15:00

Team : CHN - China

No.	Name	SOG	SVS	MIP
20	JI Yan Zhao	4	4	45:00
1	WANG Wei			

#### Game Statistics

Team : POL (red)																								
Head Coach : WOZNY Tomasz											Shots on Goal					Time on Ice								
No.	Pos.	Name	Gen	G	A	P	PIM	FO+	FO-	FO+/-	FO%	1	2	3	OT	TS	+/-	1	2	3	OT	TOT	SHF	AVG
4	D	FLIS Sylwester +C	M	0	0	0	0	0	0	0	0.00	1	0	0		1	-17	0:00	0:00	0:00		0:00	0	0:00
10	D	KARTOSZ Sebastian (BP)	M	0	0	0	0	0	0	0	0.00	0	1	0		1	-17	0:00	0:00	0:00		0:00	0	0:00
16	F	DRAPALA Radoslaw +A	M	0	0	0	0	0	0	0	0.00	0	0	0		0	-10	0:00	0:00	0:00		0:00	0	0:00
18	F	HAK Szymon	M	0	0	0	0	0	0	0	0.00	0	0	0		0	-8	0:00	0:00	0:00		0:00	0	0:00
68	F	MURAWSKI Mateusz +A	M	0	0	0	2	9	18	-9	33.33	0	0	0		0	-9	0:00	0:00	0:00		0:00	0	0:00
28	F	ZIELINSKI Mariusz	M	0	0	0	0	0	0	0	0.00	0	0	0		0	-8	0:00	0:00	0:00		0:00	0	0:00
77	F	CIULA Lukasz	M	0	0	0	2	2	1	1	66.67	0	1	0		1	-8	0:00	0:00	0:00		0:00	0	0:00
87	F	HEBDA Marcin	M	0	0	0	0	10	12	-2	45.45	1	0	0		1	-8	0:00	0:00	0:00		0:00	0	0:00
19	GK	MLYNARCZYK Andrzej	M	0	0	0	0					0	0	0		0								
20	GK	SEKULSKI Krzysztof	M	0	0	0	0					0	0	0		0								
Total					0	0	0	4	21	31	-10	40.38	2	2	0		4							

Team : CHN (yellow)																								
Head Coach : SHARSHUKOV Nikolay											Shots on Goal					Time on Ice								
No.	Pos.	Name	Gen	G	A	P	PIM	FO+	FO-	FO+/-	FO%	1	2	3	OT	TS	+/-	1	2	3	OT	TOT	SHF	AVG
7	D	XU Jin Qiang +C (BP)	M	0	0	0	0	0	0	0	0.00	1	0	0		1	+12	0:00	0:00	0:00		0:00	0	0:00
8	F	WANG Zhi Dong	M	1	2	3	0	6	4	2	60.00	1	1	3		5	+6	0:00	0:00	0:00		0:00	0	0:00
16	F	GUO Xi Zhu	M	1	3	4	0	1	1	0	50.00	1	0	2		3	+11	0:00	0:00	0:00		0:00	0	0:00
17	F	SHEN Yi Feng	M	2	3	5	0	0	0	0	0.00	3	3	3		9	+6	0:00	0:00	0:00		0:00	0	0:00
30	F	QIU Dian Peng	M	2	0	2	0	0	0	0	0.00	0	1	2		3	+6	0:00	0:00	0:00		0:00	0	0:00
15	F	SONG Xiao Dong	M	1	1	2	0	0	0	0	0.00	0	0	3		3	+6	0:00	0:00	0:00		0:00	0	0:00
18	F	WANG Ju Jiang	M	3	1	4	0	0	0	0	0.00	2	2	2		6	+6	0:00	0:00	0:00		0:00	0	0:00
19	F	ZHANG Zheng	M	1	2	3	0	12	6	6	66.67	0	1	0		1	+6	0:00	0:00	0:00		0:00	0	0:00
22	D	HU Guang Jian	M	1	1	2	2	4	1	3	80.00	0	1	2		3	+5	0:00	0:00	0:00		0:00	0	0:00
24	D	ZHU Zhan Fu	M	0	1	1	2	0	0	0	0.00	0	1	2		3	+5	0:00	0:00	0:00		0:00	0	0:00
5	F	BAI Xue Song +A	M	0	1	1	0	8	8	0	50.00	0	1	0		1	+4	0:00	0:00	0:00		0:00	0	0:00
12	F	CHE Hang	M	2	0	2	0	0	1	-1	0.00	0	0	3		3	+5	0:00	0:00	0:00		0:00	0	0:00
28	F	TIAN Jin Tao	M	3	2	5	2	0	0	0	0.00	3	2	4		9	+5	0:00	0:00	0:00		0:00	0	0:00
1	GK	WANG Wei	M	0	0	0	0					0	0	0		0								
20	GK	JI Yan Zhao	M	0	0	0	0					0	0	0		0								
Total				17	17	34	6	31	21	10	59.62	11	13	26		50								





# Ice Hockey

## Mixed

### Round Robin

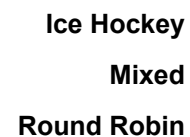
#### Round Robin

R	Team	GP	W	OTW	OTL	L	GDF	GF : GA	PTS
1	RUS	3	3	0	0	0	+61	61 : 0	<b>9</b>
2	SVK	3	2	0	0	1	+5	16 : 11	<b>6</b>
3	CHN	3	2	0	0	1	+19	22 : 3	<b>6</b>
4	GER	2	1	0	0	1	+10	14 : 4	<b>3</b>
5	GBR	2	0	0	0	2	-38	1 : 39	<b>0</b>
6	POL	3	0	0	0	3	-57	0 : 57	<b>0</b>

	CHN	GBR	GER	POL	RUS	SVK
CHN	*****	FRI 22 NOV 11:00	4:1	17:0	THU 21 NOV 15:00	1:2
GBR	FRI 22 NOV 11:00	*****	TUE 19 NOV 19:00	THU 21 NOV 11:00	0:25	1:14
GER	1:4	TUE 19 NOV 19:00	*****	13:0	FRI 22 NOV 19:00	THU 21 NOV 19:00
POL	0:17	THU 21 NOV 11:00	0:13	*****	0:27	FRI 22 NOV 15:00
RUS	THU 21 NOV 15:00	25:0	FRI 22 NOV 19:00	27:0	*****	9:0
SVK	2:1	14:1	THU 21 NOV 19:00	FRI 22 NOV 15:00	0:9	*****

#### Legend:

<b>(G)</b> Goals in tournament	<b>+/-</b> Plus/minus net	<b>+A</b> Assistant captain	<b>+C</b> Captain
<b>A</b> Assists	<b>D</b> Defence	<b>EQ</b> Equal strength	<b>ET/Res</b> Penalty end time/Result of game
<b>F</b> Forward	<b>FO-</b> Face-offs lost	<b>FO%</b> Face-offs won as percentage	<b>FO+</b> Face-offs won
<b>FO+/-</b> Face-offs net	<b>G</b> Goals	<b>GA</b> Goals against	<b>GDF</b> Goal difference
<b>Gen</b> Gender	<b>GF</b> Goals for	<b>GK</b> Goalkeeper	<b>GP</b> Games played
<b>L</b> Losses	<b>M</b> Male	<b>MIP</b> Minutes in play (GK)	<b>No.</b> Jersey number
<b>OT</b> Overtime	<b>OTL</b> Overtime losses	<b>OTW</b> Overtime wins	<b>P</b> Points
<b>PIM</b> Penalties in minutes	<b>Pos.</b> Position	<b>PPG</b> Power play goals	<b>PTS</b> Points
<b>R</b> Rank	<b>SH1</b> Shorthanded - 1 player	<b>SHG</b> Shorthanded goals	<b>SOG</b> Shots on goal
<b>SVS</b> Saves	<b>TPP</b> Time on power play	<b>TS</b> Total shots	<b>W</b> Wins



## As of TUE 19 NOV 2019

**POL - CHN**


### Shots by CHN

Goals (o): 3

SSG (+): 8

SSP (&lt;): 6

SPG (-): 9



**Period: 1**

CHN

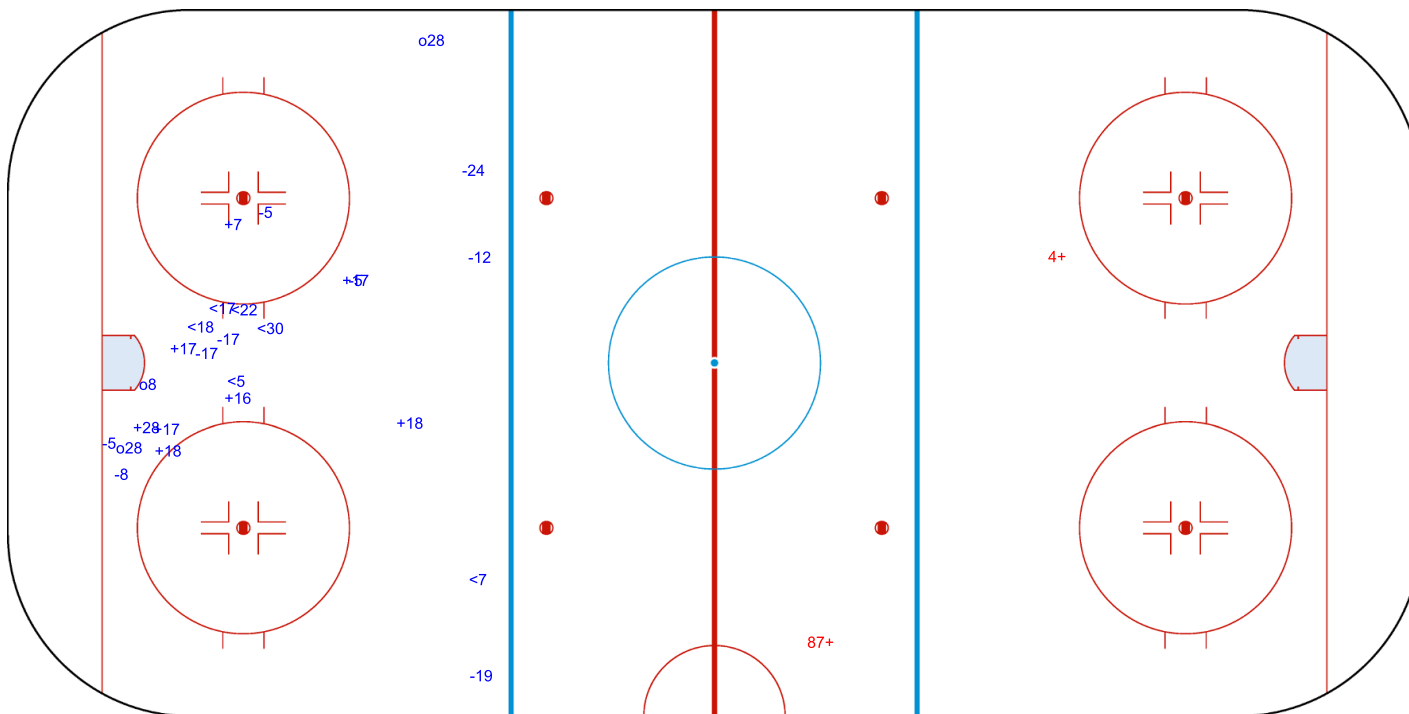

Shots by POL

Goals (o): 0

SSG (+): 2

SSP (&gt;): 0

SPG (-): 0



**Legend:**

<b>GK</b>	Goalkeeper
-----------	------------

**SPG**

Shots past goal

SSG

Shots saved by goalkeeper

SSP

Shots saved by player



Ice Hockey  
Mixed  
Round Robin

Shot Chart  
As of TUE 19 NOV 2019

POL - CHN

Shots by POL

Goals (o): 0      SSG (+): 2  
SSP (-): 1      SPG (-): 2



GK 20 of CHN

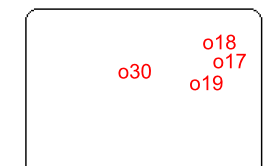


Period: 2

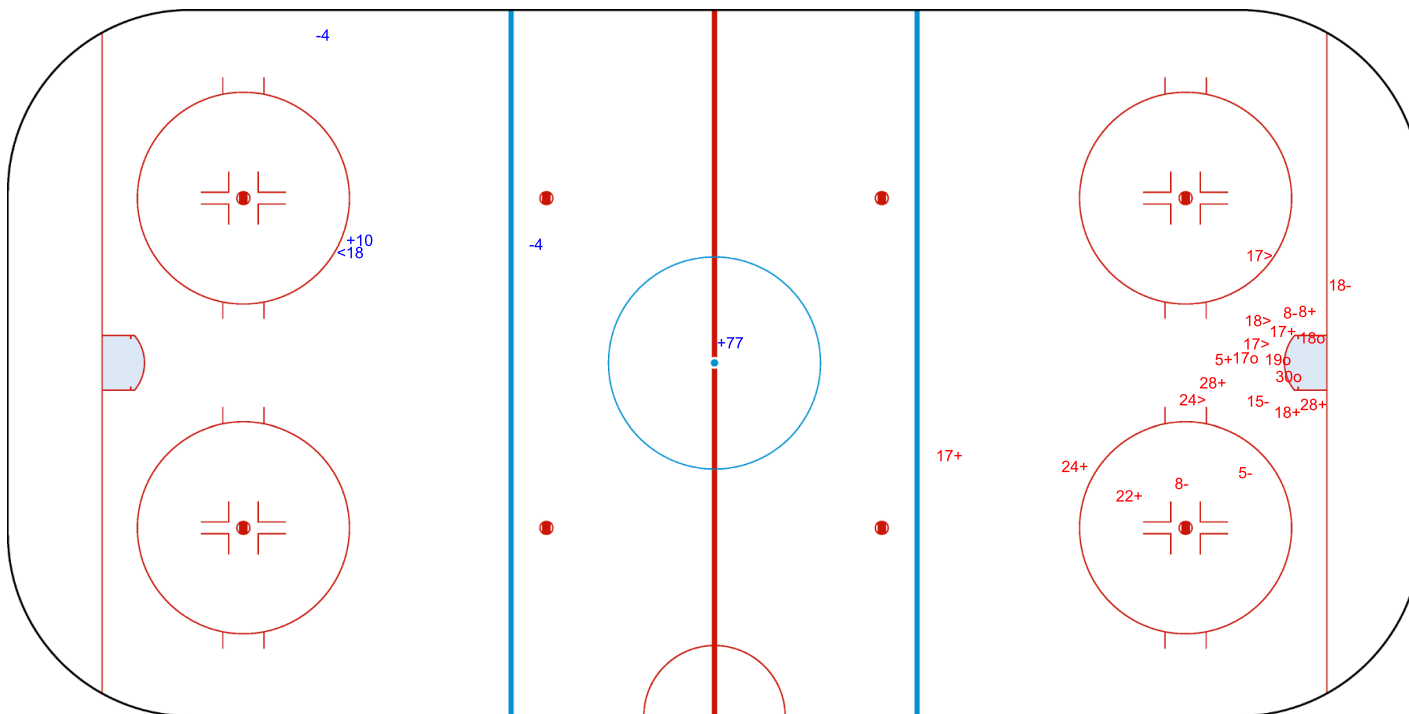


Shots by CHN

Goals (o): 4      SSG (+): 9  
SSP (>): 4      SPG (-): 5



GK 20 of POL



Legend:

**GK** Goalkeeper      **SPG** Shots past goal      **SSG** Shots saved by goalkeeper      **SSP** Shots saved by player



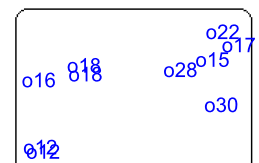
Ice Hockey  
Mixed  
Round Robin

Shot Chart  
As of TUE 19 NOV 2019

POL - CHN

Shots by CHN

Goals (o): 10    SSG (+): 16  
SSP (<): 2    SPG (-): 5



GK 19 of POL



GK 20 of POL




Period: 3

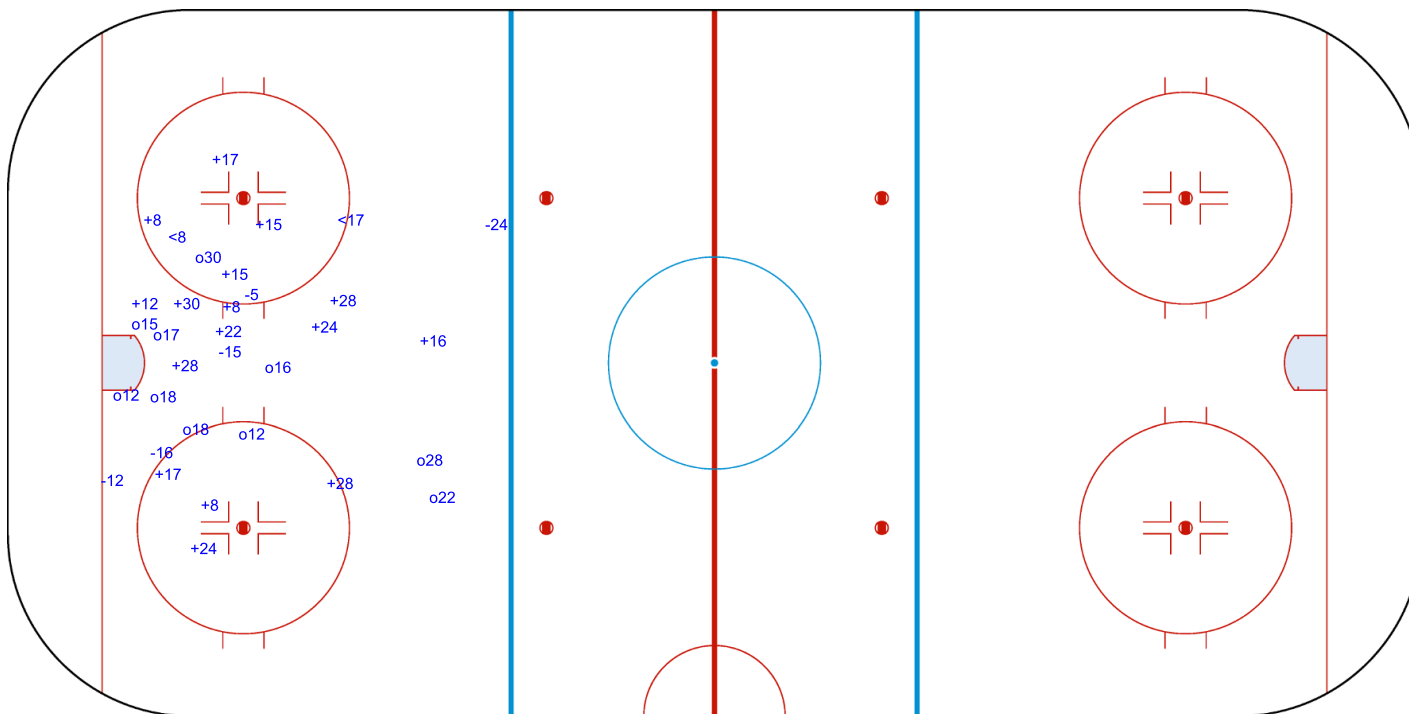


Shots by POL

Goals (o): 0    SSG (+): 0  
SSP (>): 0    SPG (-): 0



GK 20 of CHN



Legend:

**GK**    Goalkeeper    **SPG**    Shots past goal    **SSG**    Shots saved by goalkeeper    **SSP**    Shots saved by player

**Face-off Chart**  
As of TUE 19 NOV 2019  
**POL - CHN**

**PERIOD 1**

Total wins / period	POL	CHN	POL	CHN	POL	CHN	Total wins all zones	
	Def. zone	Att. zone	Neutral zone		Att. zone	Def. zone		
	+ 68	- 5	- 68	+ 19	+ 68	- 12		
	+ 68	- 22	+ 87	- 19				
	- 87	+ 19	+ 87	- 5				
	+ 68	- 5	- 87	+ 19				
	- 87	+ 19	- 68	+ 8				
	- 68	+ 5						
	- 68	+ 22						
	- 68	+ 22						
	3 / 38%	5 / 62%	2 / 40%	3 / 60%	1 / 100%	0 / 0%	POL	CHN
							6 / 43%	8 / 57%

**PERIOD 2**

Total wins / period	POL	CHN	POL	CHN	POL	CHN	Total wins all zones	
	Def. zone	Att. zone	Neutral zone		Att. zone	Def. zone		
	- 87	+ 22	+ 68	- 8	- 68	+ 5		
	+ 68	- 19	+ 68	- 19	+ 87	- 5		
	- 87	+ 5	- 87	+ 5				
	- 87	+ 8	- 68	+ 19				
	- 87	+ 16	+ 77	- 19				
	- 68	+ 19	+ 87	- 8				
			- 77	+ 19				
			+ 77	- 19				

**PERIOD 3**

	POL	CHN	POL	CHN	POL	CHN	Total wins all zones
	Def. zone	Att. zone	Neutral zone		Att. zone	Def. zone	
	+ 68	- 8	- 68	+ 8			
	- 68	+ 19	- 68	+ 8			
	- 87	+ 5	- 87	+ 19			
	- 68	+ 19	+ 87	- 5			
	+ 87	- 5	- 68	+ 8			
	+ 87	- 16	- 68	+ 19			
	- 87	+ 22	+ 87	- 5			
	- 68	+ 5	- 87	+ 8			
- 68	+ 5	- 68	+ 19				
Total wins / period			+ 68	- 5			
			+ 87	- 8			
			+ 87	- 19			
			- 68	+ 5			
	3 / 33%	6 / 67%	5 / 38%	8 / 62%	8 / 36%	14 / 64%	

**TOTAL**



**Ice Hockey**  
**Mixed**  
**Round Robin**

Total wins / game	POL	CHN	POL	CHN	POL	CHN	Total wins all zones	
	Def. zone	Att. zone	Neutral zone		Att. zone	Def. zone		
							POL	CHN
	7 / 30%	16 / 70%	12 / 46%	14 / 54%	2 / 67%	1 / 33%	21 / 40%	31 / 60%

## HEAD TO HEAD

		CHN											
		No.	5	8	12	16	19	22	Tot	wins POL	Dz	Nz	Az
POL	68	3 - 5	2 - 4	1 - 0		2 - 7	1 - 2	27	9 33%	5 38%	3 25%	1 50%	
	77					2 - 1		3	2 67%		2 67%		
	87	5 - 3	2 - 2		1 - 1	2 - 4	0 - 2	22	10 45%	2 20%	7 64%	1 100%	
Tot		16	10	1	2	18	5	52	21 40%	7 30%	12 46%	2 67%	
wins CHN		8 50%	6 60%	0 0%	1 50%	12 67%	4 80%	31 60%					
Dz		1 50%		0 0%				1 33%					
Nz		2 33%	5 63%			7 58%		14 54%					
Az		5 63%	1 50%		1 50%	5 83%	4 80%	16 70%					

**Legend:**

**Az** Attacking zone      **Dz** Defending zone      **No.** Jersey number      **Nz** Neutral zone      **Tot** Total face-offs played



## Game Roster

As of TUE 19 NOV 2019

## GER - GBR

## Referee

FERGENBAUM Matt (CAN)

## Linesmen

NEDELJKOVIC Ivan (SRB) , NOTHEGGER David (AUT)

## Goalkeepers

Team: GER

No.	Name	Gen	GP	MIP	GA	SVS	SOG	SVS%	GAA
15	BRZOSKA Klaus	M	2	45:00	0	4	4	100.00	0.00
47	KUNST Simon	M	2	45:00	4	17	21	80.95	4.00

## Team Roster

Team: GER (white)

No.	Pos.	Name	Gen	GP	G	A	PTS	PIM	+/-
3	F	DISVELD Bas	M	2	2	0	2	2	+4
4	D	KRUEGER Nils	M	0	0	0	0	0	0
6	D	RAEDLER Hugo	M	2	0	4	4	0	+3
7	F	BENTZEN Finn	M	2	1	0	1	0	+4
11	F	WOLFF Jacob	M	2	0	0	0	0	+2
12	D	JASTER Christian	M	2	1	1	2	0	+4
15	GK	BRZOSKA Klaus	M	2	0	0	0	0	
22	F	MUEHLHANS Veit	M	2	0	0	0	0	0
33	F	KUHLLI-LAUENSTEIN Ingo	M	2	2	2	4	0	+4
43	F	HERING Bernhard	M	2	2	5	7	2	+7
47	GK	KUNST Simon	M	2	0	0	0	0	
52	D	PABST Robert	M	2	2	2	4	2	+5
69	D	SKLORZ Lucas	M	2	0	1	1	12	+5
77	F	WEDDE Joerg	M	2	2	2	4	2	+6
83	D	PILZ Christian	M	2	0	0	0	2	+1
97	F	SCHRADER Felix	M	2	2	3	5	2	+5

Head Coach: POKORNY Andreas

Team: GBR

No.	Name	Gen	GP	MIP	GA	SVS	SOG	SVS%	GAA
20	HACKWORTH Bryan	M	2	90:00	39	59	98	60.20	19.50

Team: GBR (blue)

No.	Pos.	Name	Gen	GP	G	A	PTS	PIM	+/-
4	F	WOOLLIAS Matt	M	2	1	0	1	6	-31
5	D	CLARKSON Matt	M	2	0	0	0	4	-32
6	F	NICHOLSON Karl	M	2	0	1	1	2	-30
9	F	CHRISTOPHER Tyler	M	2	0	0	0	0	-31
13	D	LAHAN Dean	M	2	0	0	0	0	-2
14	F	BOOTH Anthony	M	2	0	0	0	0	-7
20	GK	HACKWORTH Bryan	M	2	0	0	0	0	
27	D	le GALLOUDEC Jonathon	M	2	0	0	0	0	-29
28	D	COLQUITT Mark	M	2	0	0	0	0	-9
94	F	QUINN Martin	M	2	0	0	0	0	-4

Head Coach: OFFERS Ian

## Legend:

<b>A</b> Assists	<b>D</b> Defence	<b>F</b> Forward	<b>G</b> Goals
<b>GA</b> Goals against	<b>GAA</b> Goals against as average per 45 minutes	<b>Gen</b> Gender	<b>GK</b> Goalkeeper
<b>GP</b> Games played	<b>M</b> Male	<b>MIP</b> Minutes and seconds played	<b>No.</b> Jersey number
<b>PIM</b> Penalties in minutes	<b>Pos.</b> Position	<b>PTS</b> Points	<b>SOG</b> Shots on goal
<b>SVS</b> Saves	<b>SVS%</b> Saves in percentage	<b>+/-</b> Plus/minus net	



Ice Hockey  
Mixed  
Round Robin

Line-ups  
As of TUE 19 NOV 2019

GER - GBR

Referee

FERGENBAUM Matt (CAN)

Linesmen

NEDELJKOVIC Ivan (SRB) , NOTHEGGER David (AUT)

Goalkeepers

Team: GER

No.	Name	Gen
47	KUNST Simon	M
15	BRZOSKA Klaus	M

Team: GBR

No.	Name	Gen
20	HACKWORTH Bryan	M

Team Line-ups

Team: GER (white)

No.	Pos.	Name	Gen
52	D	PABST Robert +A	M
69	D	SKLORZ Lucas	M
43	F	HERING Bernhard	M
77	F	WEDDE Joerg +A	M
97	F	SCHRADER Felix	M
6	D	RAEDLER Hugo	M
12	D	JASTER Christian	M
83	D	PILZ Christian	M
3	F	DISVELD Bas +C	M
33	F	KUHLLAUENSTEIN Ingo	M
4	D	KRUEGER Nils	M
7	F	BENTZEN Finn	M
11	F	WOLFF Jacob	M

Head Coach: POKORNY Andreas

Team: GBR (blue)

No.	Pos.	Name	Gen
5	D	CLARKSON Matt +A	M
27	D	le GALLOUDEC Jonathon	M
4	F	WOOLLIAS Matt	M
6	F	NICHOLSON Karl +A	M
9	F	CHRISTOPHER Tyler +C	M
13	D	LAHAN Dean	M
28	D	COLQUITT Mark	M
14	F	BOOTH Anthony	M
94	F	QUINN Martin	M

Head Coach: OFFERS Ian

NOT DRESSED:

22	F	MUEHLHANS Veit	M
----	---	----------------	---

Legend:

<b>D</b>	Defence	<b>F</b>	Forward	<b>Gen</b>	Gender	<b>M</b>	Male
<b>No.</b>	Jersey number	<b>Pos.</b>	Position	<b>+A</b>	Assistant captain	<b>+C</b>	Captain



## Graphical Line-ups

As of TUE 19 NOV 2019

### GER - GBR

#### Referee

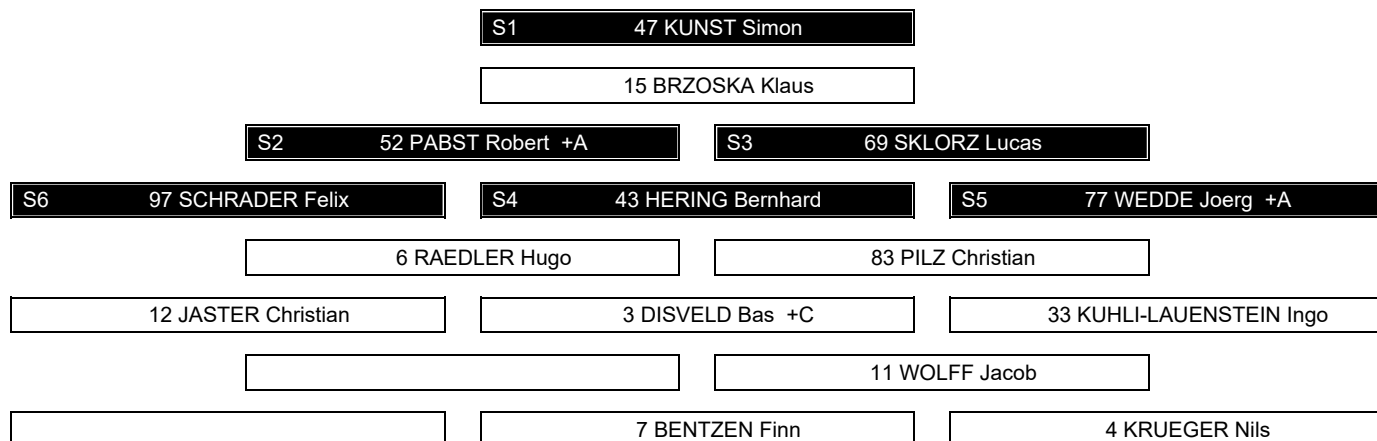
FERGENBAUM Matt (CAN)

#### Linesmen

NEDELJKOVIC Ivan (SRB) , NOTHEGGER David (AUT)

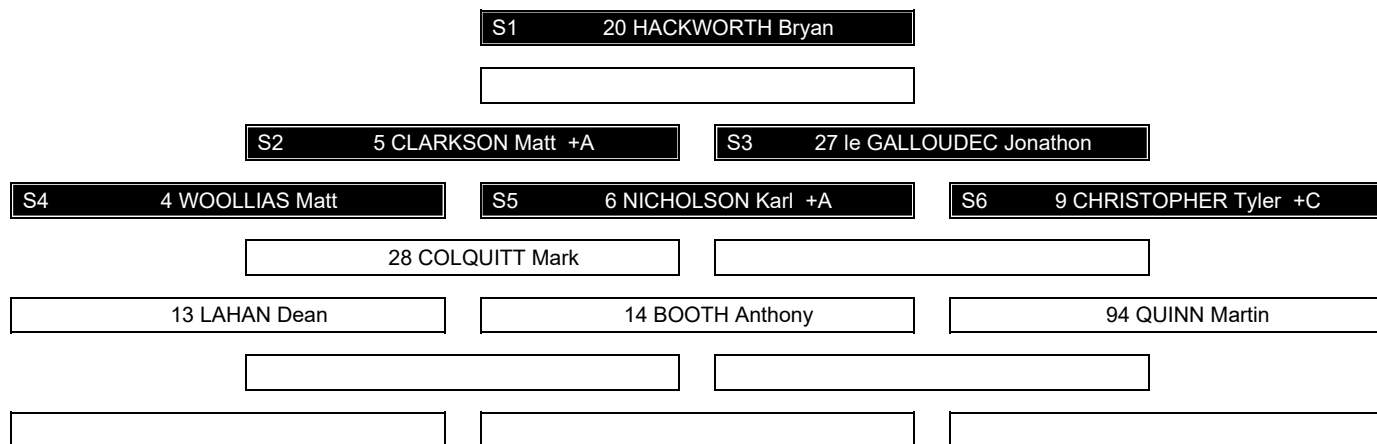
**Team:** GER - Germany (white)

**Head Coach:** POKORNY Andreas



**Team:** GBR - Great Britain (blue)

**Head Coach:** OFFERS Ian



#### Legend:

**Sn** Starting position

**+A** Assistant captain

**+C** Captain



# Ice Hockey

## Mixed

### Round Robin

## Game Summary

As of TUE 19 NOV 2019

**GER - GBR 16 - 0 (5 - 0 , 8 - 0 , 3 - 0)**

Spectators	Referee	Linesmen
192	FERGENBAUM Matt (CAN)	NEDELJKOVIC Ivan (SRB) , NOTHEGGER David (AUT)

### Team Statistics

Period	Score	SVS	SOG	PIM	TPP	PPG	SHG
1	5 : 0	4 : 7	12 : 4	2 : 2	00:51 : 00:51	0 : 0	0 : 0
2	8 : 0	2 : 12	20 : 2	2 : 2	02:00 : 02:00	0 : 0	2 : 0
3	3 : 0	1 : 12	15 : 1	20 : 6	01:41 : 04:54	0 : 0	0 : 0
<b>Total</b>	<b>16 : 0</b>	<b>7 : 31</b>	<b>47 : 7</b>	<b>24 : 10</b>	<b>04:32 : 07:45</b>	<b>0 : 0</b>	<b>2 : 0</b>

### 1st Period

Action	Time	ET/Res	Team	Type	No.	Name	(G) Name of Assistant(s) / Action Description
GK	00:00		GER		47	KUNST S	- Goalkeeper in
GK	00:00		GBR		20	HACKWORTH B	- Goalkeeper in
<b>Goal</b>	<b>04:06</b>	<b>1 : 0</b>	<b>GER</b>	<b>EQ</b>	<b>97</b>	<b>SCHRADER F</b>	(3) 69 SKLORZ L On Ice GER 47 3 33 52 69 97 GBR 20 4 5 6 9 27
<b>Goal</b>	<b>06:00</b>	<b>2 : 0</b>	<b>GER</b>	<b>EQ</b>	<b>3</b>	<b>DISVELD B</b>	(3) 6 RAEDLER H On Ice GER 47 3 6 12 33 83 69 SKLORZ L GBR 20 4 5 6 9 27
Penalty	06:53	08:53	GER	2 min.	43	HERING B	- Roughing
Penalty	07:44	09:44	GBR	2 min.	6	NICHOLSON K	- Teeing
<b>Goal</b>	<b>08:03</b>	<b>3 : 0</b>	<b>GER</b>	<b>EQ</b>	<b>97</b>	<b>SCHRADER F</b>	(4) 77 WEDDE J On Ice GER 47 52 69 77 97 GBR 20 4 5 9 27
<b>Goal</b>	<b>10:43</b>	<b>4 : 0</b>	<b>GER</b>	<b>EQ</b>	<b>43</b>	<b>HERING B</b>	(3) 77 WEDDE J On Ice GER 47 11 43 69 77 97 69 SKLORZ L GBR 20 4 5 6 9 27
<b>Goal</b>	<b>11:38</b>	<b>5 : 0</b>	<b>GER</b>	<b>EQ</b>	<b>3</b>	<b>DISVELD B</b>	(4) 33 KUHLLI-LAUENSTEIN I On Ice GER 47 3 11 12 33 69 GBR 20 6 9 27 28 94

### 2nd Period

Action	Time	ET/Res	Team	Type	No.	Name	(G) Name of Assistant(s) / Action Description
GK	15:00		GER		15	BRZOSKA K	- Goalkeeper in
Penalty	16:34	18:34	GBR	2 min.	9	CHRISTOPHER T	- Teeing
<b>Goal</b>	<b>19:30</b>	<b>6 : 0</b>	<b>GER</b>	<b>EQ</b>	<b>77</b>	<b>WEDDE J</b>	(3) 43 HERING B On Ice GER 15 11 43 69 77 97 11 WOLFF J GBR 20 4 5 6 9 27
Penalty	19:49	21:49	GER	2 min.	12	JASTER C	- Interference
<b>Goal</b>	<b>20:37</b>	<b>7 : 0</b>	<b>GER</b>	<b>SH1</b>	<b>52</b>	<b>PABST R</b>	(3) 3 DISVELD B On Ice GER 15 3 33 52 69 GBR 20 4 6 9 27 28
<b>Goal</b>	<b>21:21</b>	<b>8 : 0</b>	<b>GER</b>	<b>SH1</b>	<b>43</b>	<b>HERING B</b>	(4) 97 SCHRADER F On Ice GER 15 6 43 83 97 GBR 20 4 5 6 9 27
Time-out	21:21		GBR				
<b>Goal</b>	<b>24:10</b>	<b>9 : 0</b>	<b>GER</b>	<b>EQ</b>	<b>6</b>	<b>RAEDLER H</b>	(1) 43 HERING B On Ice GER 15 6 7 43 83 97 GBR 20 4 5 6 14 27
<b>Goal</b>	<b>27:10</b>	<b>10 : 0</b>	<b>GER</b>	<b>EQ</b>	<b>33</b>	<b>KUHLLI-LAUENSTEIN I</b>	(3) 3 DISVELD B On Ice GER 15 3 4 6 33 83 GBR 20 4 5 6 14 28
<b>Goal</b>	<b>28:48</b>	<b>11 : 0</b>	<b>GER</b>	<b>EQ</b>	<b>77</b>	<b>WEDDE J</b>	(4) 97 SCHRADER F On Ice GER 15 7 52 69 77 97 GBR 20 4 5 9 14 27
<b>Goal</b>	<b>29:17</b>	<b>12 : 0</b>	<b>GER</b>	<b>EQ</b>	<b>4</b>	<b>KRUEGER N</b>	(1) 3 DISVELD B On Ice GER 15 3 4 6 12 83 GBR 20 9 14 27 28 94
<b>Goal</b>	<b>29:37</b>	<b>13 : 0</b>	<b>GER</b>	<b>EQ</b>	<b>12</b>	<b>JASTER C</b>	(2) 97 SCHRADER F On Ice GER 15 11 12 33 69 97 GBR 20 5 9 14 28 94

### 3rd Period

Action	Time	ET/Res	Team	Type	No.	Name	(G) Name of Assistant(s) / Action Description
<b>Goal</b>	<b>30:43</b>	<b>14 : 0</b>	<b>GER</b>	<b>EQ</b>	<b>97</b>	<b>SCHRADER F</b>	(5) 7 BENTZEN F On Ice GER 15 7 11 69 77 97 GBR 20 4 5 6 9 27
Penalty	33:18	35:18	GER	2 min.	77	WEDDE J	- High Sticking
Penalty	34:31	36:31	GER	2 min.	11	WOLFF J	- Elbowing
Penalty	36:12	38:12	GBR	2 min.	4	WOOLLIAS M	- Interference



# Ice Hockey

## Mixed

### Round Robin

Action	Time	ET/Res	Team	Type	No.	Name	(G)	Name of Assistant(s) / Action Description
Penalty	39:12	41:12	GER	2 min.	83	PILZ C		- Teeing
Penalty	40:28	42:28	GBR	2 min.	4	WOOLLIAS M		- Roughing
Penalty	40:28	42:28	GER	2 min.	33	KUHLI-LAUENSTEIN I		- Holding an opponent
Penalty	41:54	43:54	GBR	2 min.	9	CHRISTOPHER T		- Charging
Penalty	41:54	43:54	GER	2 min.	83	PILZ C		- Checking to the Head and Neck Area / Served by: 77 WEDDE J
Penalty	41:54	45:00	GER	10 min.	83	PILZ C		- Misconduct
Goal	43:06	15 : 0	GER	EQ	3	DISVELD B	(5)	97 SCHRADER F On Ice GER 15 3 33 52 97 GBR 20 5 6 14 27
Goal	44:59	16 : 0	GER	EQ	7	BENTZEN F	(2)	97 SCHRADER F On Ice GER 15 3 7 33 69 97 GBR 20 4 5 6 9 27
GK	45:00		GER					15 BRZOSKA K - Goalkeeper out
GK	45:00		GBR					20 HACKWORTH B - Goalkeeper out

### Goalkeeper Records

Team : GER - Germany

No.	Name	SOG	SVS	MIP
15	BRZOSKA Klaus	3	3	30:00
47	KUNST Simon	4	4	15:00

Team : GBR - Great Britain

No.	Name	SOG	SVS	MIP
20	HACKWORTH Bryan	47	31	45:00

### Game Statistics

Team : GER (white)

Head Coach : POKORNY Andreas											Shots on Goal						Time on Ice									
No.	Pos.	Name	Gen	G	A	P	PIM	FO+	FO-	FO+/-	FO%	1	2	3	OT	TS	+/-	1	2	3	OT	TOT	SHF	AVG		
43	F	HERING Bernhard	M	2	2	4	2	9	4	5	69.23	1	2	0		3	+4	0:00	0:00	0:00		0:00	0	0:00		
52	D	PABST Robert +A	M	1	0	1	0	0	0	0	0.00	0	3	0		3	+5	0:00	0:00	0:00		0:00	0	0:00		
69	D	SKLORZ Lucas	M	0	3	3	0	0	0	0	0.00	0	1	2		3	+10	0:00	0:00	0:00		0:00	0	0:00		
77	F	WEDDE Joerg +A	M	2	2	4	2	1	7	-6	12.50	2	2	0		4	+5	0:00	0:00	0:00		0:00	0	0:00		
97	F	SCHRADER Felix (BP)	M	3	5	8	0	1	2	-1	33.33	5	2	5		12	+11	0:00	0:00	0:00		0:00	0	0:00		
3	F	DISVELD Bas +C	M	3	3	6	0	0	0	0	0.00	2	0	2		4	+8	0:00	0:00	0:00		0:00	0	0:00		
6	D	RAEDLER Hugo	M	1	1	2	0	0	0	0	0.00	1	1	0		2	+5	0:00	0:00	0:00		0:00	0	0:00		
12	D	JASTER Christian	M	1	0	1	2	7	7	0	50.00	1	3	0		4	+4	0:00	0:00	0:00		0:00	0	0:00		
33	F	KUHLI-LAUENSTEIN Ingo	M	1	1	2	2	9	4	5	69.23	0	2	3		5	+8	0:00	0:00	0:00		0:00	0	0:00		
83	D	PILZ Christian	M	0	0	0	14	0	0	0	0.00	0	0	1		1	+5	0:00	0:00	0:00		0:00	0	0:00		
4	D	KRUEGER Nils	M	1	0	1	0	1	0	1	100.00	0	2	0		2	+2	0:00	0:00	0:00		0:00	0	0:00		
7	F	BENTZEN Finn	M	1	1	2	0	0	1	-1	0.00	0	1	1		2	+4	0:00	0:00	0:00		0:00	0	0:00		
11	F	WOLFF Jacob	M	0	1	1	2	0	0	0	0.00	0	1	1		2	+5	0:00	0:00	0:00		0:00	0	0:00		
15	GK	BRZOSKA Klaus	M	0	0	0	0					0	0	0		0										
47	GK	KUNST Simon	M	0	0	0	0					0	0	0		0										
Total				16	19	35	24	28	25	3	52.83	12	20	15		47										

Team : GBR (blue)

Head Coach : OFFERS Ian											Shots on Goal					Time on Ice									
No.	Pos.	Name	Gen	G	A	P	PIM	FO+	FO-	FO+/-	FO%	1	2	3	OT	TS	+/-	1	2	3	OT	TOT	SHF	AVG	
4	F	WOOLLIAS Matt	M	0	0	0	4	0	0	0	0.00	1	0	0		1	-12	0:00	0:00	0:00		0:00	0	0:00	
5	D	CLARKSON Matt +A	M	0	0	0	0	0	0	0	0.00	0	1	0		1	-13	0:00	0:00	0:00		0:00	0	0:00	
6	F	NICHOLSON Karl +A	M	0	0	0	2	17	18	-1	48.57	0	0	0		0	-12	0:00	0:00	0:00		0:00	0	0:00	
9	F	CHRISTOPHER Tyler +C (BP)	M	0	0	0	4	3	2	1	60.00	3	0	0		3	-13	0:00	0:00	0:00		0:00	0	0:00	
27	D	le GALLOUDEC Jonathon	M	0	0	0	0	0	0	0	0.00	0	1	0		1	-14	0:00	0:00	0:00		0:00	0	0:00	
13	D	LAHAN Dean	M	0	0	0	0	0	0	0	0.00	0	0	0		0	0	0:00	0:00	0:00		0:00	0	0:00	
14	F	BOOTH Anthony	M	0	0	0	0	5	8	-3	38.46	0	0	0		0	-6	0:00	0:00	0:00		0:00	0	0:00	
28	D	COLQUITT Mark	M	0	0	0	0	0	0	0	0.00	0	0	1		1	-5	0:00	0:00	0:00		0:00	0	0:00	
94	F	QUINN Martin	M	0	0	0	0	0	0	0	0.00	0	0	0		0	-3	0:00	0:00	0:00		0:00	0	0:00	
20	GK	HACKWORTH Bryan	M	0	0	0	0					0	0	0		0									
Total				0	0	0	10	25	28	-3	47.17	4	2	1		7									



# Ice Hockey

## Mixed

### Round Robin

#### Round Robin

R	Team	GP	W	OTW	OTL	L	GDF	GF : GA	PTS
1	RUS	3	3	0	0	0	+61	61 : 0	9
2	GER	3	2	0	0	1	+26	30 : 4	6
3	CHN	3	2	0	0	1	+19	22 : 3	6
4	SVK	3	2	0	0	1	+5	16 : 11	6
5	GBR	3	0	0	0	3	-54	1 : 55	0
6	POL	3	0	0	0	3	-57	0 : 57	0

	CHN	GBR	GER	POL	RUS	SVK
CHN	*****	FRI 22 NOV 11:00	4:1	17:0	THU 21 NOV 15:00	1:2
GBR	FRI 22 NOV 11:00	*****	0:16	THU 21 NOV 11:00	0:25	1:14
GER	1:4	16:0	*****	13:0	FRI 22 NOV 19:00	THU 21 NOV 19:00
POL	0:17	THU 21 NOV 11:00	0:13	*****	0:27	FRI 22 NOV 15:00
RUS	THU 21 NOV 15:00	25:0	FRI 22 NOV 19:00	27:0	*****	9:0
SVK	2:1	14:1	THU 21 NOV 19:00	FRI 22 NOV 15:00	0:9	*****

#### Legend:

<b>(G)</b> Goals in tournament	<b>+/-</b> Plus/minus net	<b>+A</b> Assistant captain	<b>+C</b> Captain
<b>A</b> Assists	<b>D</b> Defence	<b>EQ</b> Equal strength	<b>ET/Res</b> Penalty end time/Result of game
<b>F</b> Forward	<b>FO-</b> Face-offs lost	<b>FO%</b> Face-offs won as percentage	<b>FO+</b> Face-offs won
<b>FO+/-</b> Face-offs net	<b>G</b> Goals	<b>GA</b> Goals against	<b>GDF</b> Goal difference
<b>Gen</b> Gender	<b>GF</b> Goals for	<b>GK</b> Goalkeeper	<b>GP</b> Games played
<b>L</b> Losses	<b>M</b> Male	<b>MIP</b> Minutes in play (GK)	<b>No.</b> Jersey number
<b>OT</b> Overtime	<b>OTL</b> Overtime losses	<b>OTW</b> Overtime wins	<b>P</b> Points
<b>PIM</b> Penalties in minutes	<b>Pos.</b> Position	<b>PPG</b> Power play goals	<b>PTS</b> Points
<b>R</b> Rank	<b>SH1</b> Shorthanded - 1 player	<b>SHG</b> Shorthanded goals	<b>SOG</b> Shots on goal
<b>SVS</b> Saves	<b>TPP</b> Time on power play	<b>TS</b> Total shots	<b>W</b> Wins



Ice Hockey  
Mixed  
Round Robin

Shot Chart  
As of TUE 19 NOV 2019

GER - GBR


Shots by GBR

Goals (o): 0

SSG (+): 4

SSP (-): 0

SPG (-): 1



GK 47 of GER



Period: 1



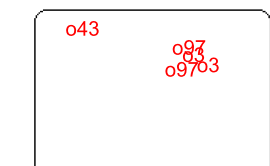
Shots by GER

Goals (o): 5

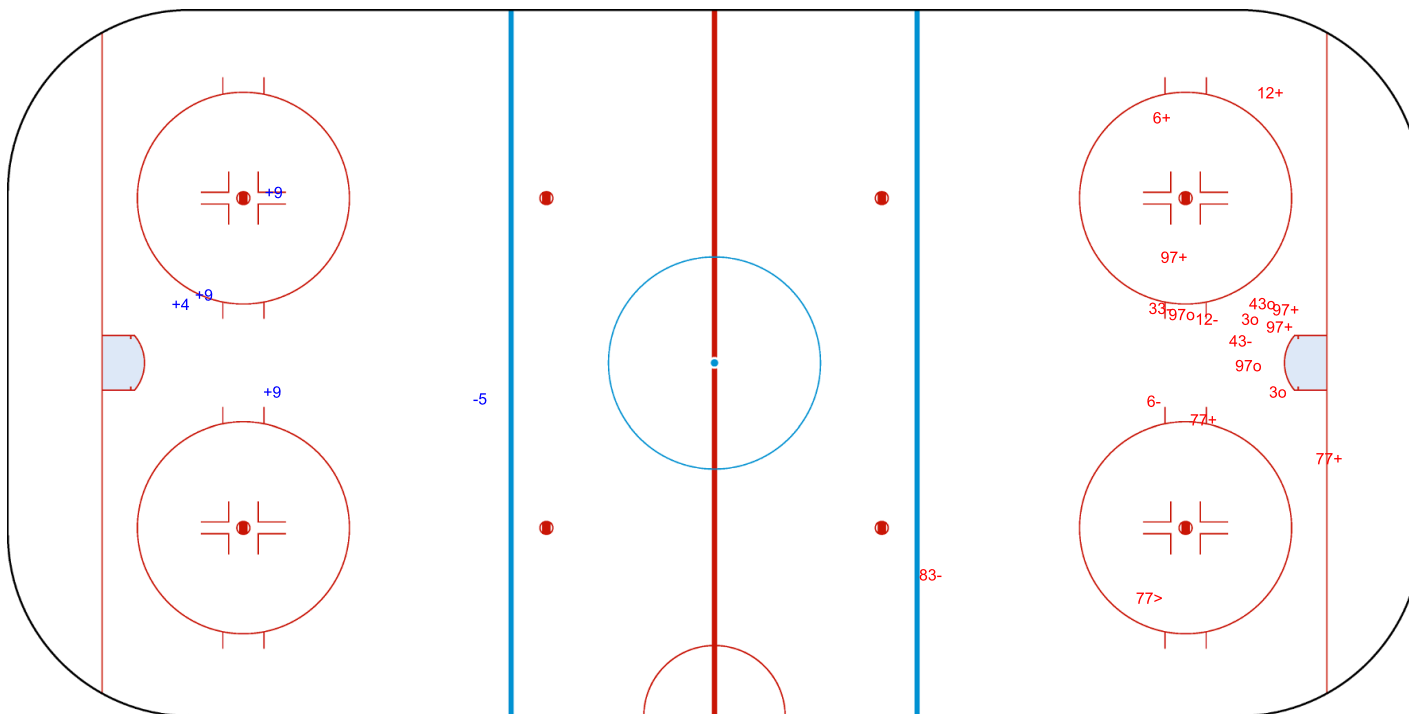
SSG (+): 7

SSP (>): 1

SPG (-): 5



GK 20 of GBR



Legend:

GK

Goalkeeper

SPG

Shots past goal

SSG

Shots saved by goalkeeper

SSP

Shots saved by player




Ice Hockey  
Mixed  
Round Robin

Shot Chart  
As of TUE 19 NOV 2019

GER - GBR

Shots by GER

Goals (o): 8      SSG (+): 12  
SSP (-): 2      SPG (-): 6



GK 20 of GBR




Period: 2




Shots by GBR

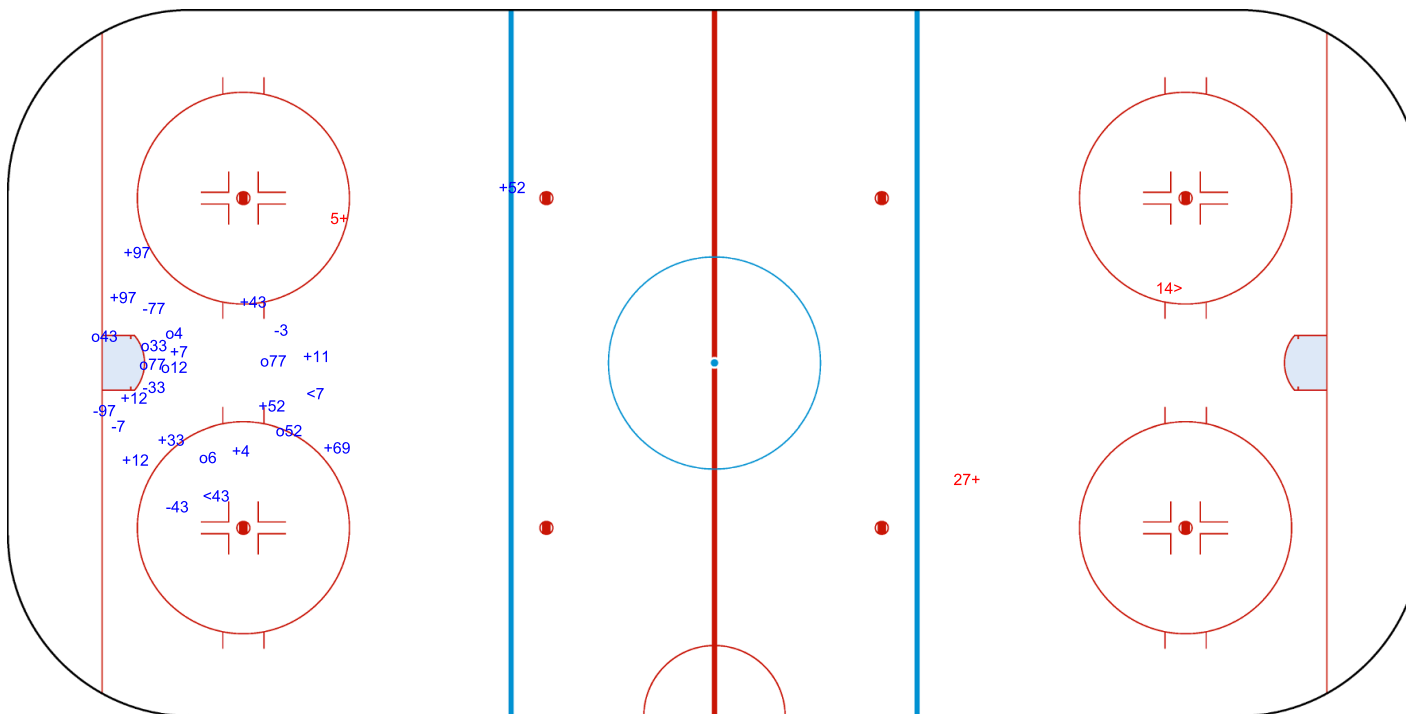
Goals (o): 0      SSG (+): 2  
SSP (>): 1      SPG (-): 0



GK 15 of GER



GK 47 of GER



Legend:

**GK**      Goalkeeper      **SPG**      Shots past goal      **SSG**      Shots saved by goalkeeper      **SSP**      Shots saved by player




Ice Hockey  
Mixed  
Round Robin

Shot Chart  
As of TUE 19 NOV 2019

GER - GBR

Shots by GBR

Goals (o): 0      SSG (+): 1  
SSP (-): 0      SPG (-): 0



GK 15 of GER




Period: 3

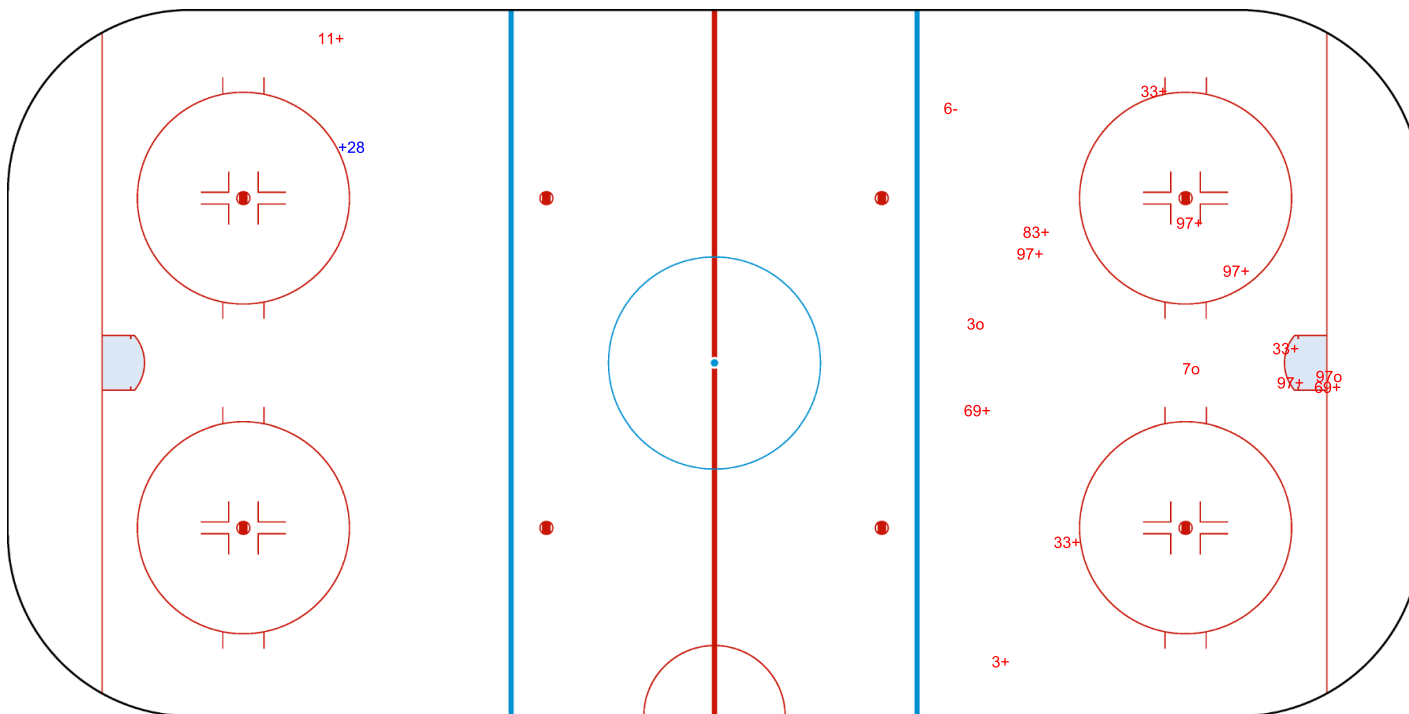


Shots by GER

Goals (o): 3      SSG (+): 12  
SSP (>): 0      SPG (-): 1



GK 20 of GBR



Legend:

**GK** Goalkeeper      **SPG** Shots past goal      **SSG** Shots saved by goalkeeper      **SSP** Shots saved by player

**Face-off Chart**  
As of TUE 19 NOV 2019  
**GER - GBR**

**PERIOD 1**

Total wins / period	GER		GBR		GER		GBR		Total wins all zones						
	Def. zone	Att. zone	Neutral zone		Att. zone	Def. zone									
	- 33	+ 6	+ 43	- 6	+ 12	- 6									
	- 33	+ 6	+ 43	- 6	+ 43	- 6									
	- 12	+ 6	+ 12	- 6	- 77	+ 9									
	+ 43	- 9	+ 43	- 6	- 12	+ 14									
			+ 33	- 9	+ 12	- 14									
			- 12	+ 6	- 43	+ 9									
			- 43	+ 6											
1 / 25%		3 / 75%		5 / 71%		2 / 29%		3 / 50%		3 / 50%		9 / 53%		8 / 47%	

**PERIOD 2**

Total wins / period	GER		GBR		GER		GBR		Total wins all zones	
	Def. zone	Att. zone	Neutral zone		Att. zone	Def. zone				
	+ 33	- 6	- 43	+ 6	+ 12	- 6				
	- 77	+ 14	- 12	+ 6	+ 43	- 6				
	+ 33	- 14	+ 43	- 6	- 43	+ 6				
			+ 33	- 6	+ 43	- 6				
			- 12	+ 6	+ 43	- 14				
			- 7	+ 14	- 33	+ 6				
			+ 12	- 14						
			+ 33	- 14						
		+ 33	- 14							
</										

**PERIOD 3**

Total wins / period	GER		GBR		GER		GBR		Total wins all zones	
	Def. zone	Att. zone	Neutral zone		Att. zone	Def. zone				
	+ 4	- 6	- 77	+ 6	+ 33	- 6				
	+ 33	- 6	- 12	+ 6	- 33	+ 6				
	- 12	+ 9	- 77	+ 14	- 77	+ 6				
			+ 12	- 6	+ 33	- 6				
					- 77	+ 6				
					+ 77	- 14				
					+ 12	- 14				
					- 77	+ 14				
				- 97	+ 6					
				- 97	+ 6					
				+ 97	- 6					

**TOTAL**





# Ice Hockey

## Mixed

### Round Robin

Total wins / game	GER	GBR	GER	GBR	GER	GBR	Total wins all zones	
	Def. zone	Att. zone	Neutral zone		Att. zone	Def. zone		
	5 / 50%	5 / 50%	11 / 55%	9 / 45%	12 / 52%	11 / 48%	GER	GBR
							28 / 53%	25 / 47%

## HEAD TO HEAD

		GBR								
GER	No.	6	9	14	Tot	wins GER	Dz	Nz	Az	
	4	1 - 0			1	1 100%	1 100%			
	7			0 - 1	1	0 0%		0 0%		
	12	4 - 5	0 - 1	3 - 1	14	7 50%	0 0%	3 43%	4 80%	
	33	5 - 4	1 - 0	3 - 0	13	9 69%	3 60%	4 100%	2 50%	
	43	7 - 3	1 - 1	1 - 0	13	9 69%	1 100%	4 67%	4 67%	
	77	0 - 3	0 - 1	1 - 3	8	1 13%	0 0%	0 0%	1 20%	
	97	1 - 2			3	1 33%			1 33%	
	Tot	35	5	13	53	28 53%	5 50%	11 55%	12 52%	
	wins GBR	17 49%	3 60%	5 38%	25 47%					
	Dz	7 47%	2 100%	2 33%	11 48%					
	Nz	7 50%	0 0%	2 40%	9 45%					
	Az	3 50%	1 50%	1 50%	5 50%					

#### Legend:

**Az** Attacking zone      **Dz** Defending zone      **No.** Jersey number      **Nz** Neutral zone      **Tot** Total face-offs played



## Game Roster

As of THU 21 NOV 2019

### GBR - POL

**Referee**

FERGENBAUM Matt (CAN)

**Linesmen**

HUS Igor (SVK) , RUNDSTROM Tony (SWE)

**Goalkeepers****Team:** GBR

No.	Name	Gen	GP	MIP	GA	SVS	SOG	SVS%	GAA
20	HACKWORTH Bryan	M	3	135:00	55	90	145	62.07	18.33

**Team Roster****Team:** GBR (white)

No.	Pos.	Name	Gen	GP	G	A	PTS	PIM	+/-
4	F	WOOLLIAS Matt	M	3	1	0	1	10	-43
5	D	CLARKSON Matt	M	3	0	0	0	4	-45
6	F	NICHOLSON Karl	M	3	0	1	1	4	-42
9	F	CHRISTOPHER Tyler	M	3	0	0	0	4	-44
13	D	LAHAN Dean	M	3	0	0	0	0	-2
14	F	BOOTH Anthony	M	3	0	0	0	0	-13
20	GK	HACKWORTH Bryan	M	3	0	0	0	0	
27	D	le GALLOUDEC Jonathon	M	3	0	0	0	0	-43
28	D	COLQUITT Mark	M	3	0	0	0	0	-14
94	F	QUINN Martin	M	3	0	0	0	0	-7

**Head Coach:** OFFERS Ian**Team:** POL

No.	Name	Gen	GP	MIP	GA	SVS	SOG	SVS%	GAA
19	MLYNARCZYK Andrzej	M	3	60:00	23	44	67	65.67	17.25
20	SEKULSKI Krzysztof	M	3	75:00	34	53	87	60.92	20.40

**Team:** POL (red)

No.	Pos.	Name	Gen	GP	G	A	PTS	PIM	+/-
4	D	FLIS Sylwester	M	3	0	0	0	2	-55
10	D	KARTOSZ Sebastian	M	3	0	0	0	0	-55
16	F	DRAPALA Radoslaw	M	3	0	0	0	0	-30
18	F	HAK Szymon	M	3	0	0	0	0	-29
19	GK	MLYNARCZYK Andrzej	M	3	0	0	0	0	
20	GK	SEKULSKI Krzysztof	M	3	0	0	0	0	
28	F	ZIELINSKI Mariusz	M	3	0	0	0	0	-25
68	F	MURAWSKI Mateusz	M	3	0	0	0	2	-27
77	F	CIULA Lukasz	M	3	0	0	0	2	-26
87	F	HEBDA Marcin	M	3	0	0	0	2	-28

**Head Coach:** WOZNY Tomasz**Legend:**

<b>A</b> Assists	<b>D</b> Defence	<b>F</b> Forward	<b>G</b> Goals
<b>GA</b> Goals against	<b>GAA</b> Goals against as average per 45 minutes	<b>Gen</b> Gender	<b>GK</b> Goalkeeper
<b>GP</b> Games played	<b>M</b> Male	<b>MIP</b> Minutes and seconds played	<b>No.</b> Jersey number
<b>PIM</b> Penalties in minutes	<b>Pos.</b> Position	<b>PTS</b> Points	<b>SOG</b> Shots on goal
<b>SVS</b> Saves	<b>SVS%</b> Saves in percentage	<b>+/-</b> Plus/minus net	



Ice Hockey  
Mixed  
Round Robin

Line-ups  
As of THU 21 NOV 2019

GBR - POL

Referee

FERGENBAUM Matt (CAN)

Linesmen

HUS Igor (SVK) , RUNDSTROM Tony (SWE)

Goalkeepers

Team: GBR

No.	Name	Gen
20	HACKWORTH Bryan	M

Team: POL

No.	Name	Gen
19	MLYNARCZYK Andrzej	M
20	SEKULSKI Krzysztof	M

Team Line-ups

Team: GBR (white)

No.	Pos.	Name	Gen
5	D	CLARKSON Matt +A	M
22	D	le GALLOUDEC Jonathon	M
4	F	WOOLLIAS Matt	M
6	F	NICHOLSON Karl +A	M
9	F	CHRISTOPHER Tyler +C	M
13	D	LAHAN Dean	M
28	D	COLQUITT Mark	M
14	F	BOOTH Anthony	M
94	F	QUINN Martin	M

Head Coach: OFFERS Ian

Team: POL (red)

No.	Pos.	Name	Gen
4	D	FLIS Sylwester +C	M
10	D	KARTOSZ Sebastian	M
16	F	DRAPALA Radoslaw +A	M
18	F	HAK Szymon	M
68	F	MURAWSKI Mateusz +A	M
28	F	ZIELINSKI Mariusz	M
77	F	CIULA Lukasz	M
87	F	HEBDA Marcin	M

Head Coach: WOZNY Tomasz

Legend:

<b>D</b>	Defence	<b>F</b>	Forward	<b>Gen</b>	Gender	<b>M</b>	Male
<b>No.</b>	Jersey number	<b>Pos.</b>	Position	<b>+A</b>	Assistant captain	<b>+C</b>	Captain

## Graphical Line-ups

As of THU 21 NOV 2019

### GBR - POL

#### Referee

FERGENBAUM Matt (CAN)

#### Linesmen

HUS Igor (SVK) , RUNDSTROM Tony (SWE)

**Team:** GBR - Great Britain (white)

**Head Coach:** OFFERS Ian

S1 20 HACKWORTH Bryan		
S2 5 CLARKSON Matt +A	S3 22 le GALLOUDEC Jonathon	
S4 4 WOOLLIAS Matt	S5 6 NICHOLSON Karl +A	S6 9 CHRISTOPHER Tyler +C
28 COLQUITT Mark		
13 LAHAN Dean	14 BOOTH Anthony	94 QUINN Martin

**Team:** POL - Poland (red)

**Head Coach:** WOZNY Tomasz

S1 19 MLYNARCZYK Andrzej		
20 SEKULSKI Krzysztof		
S3 10 KARTOSZ Sebastian	S2 4 FLIS Sylwester +C	
S4 16 DRAPALA Radoslaw +A	S6 68 MURAWSKI Mateusz +A	S5 18 HAK Szymon
77 CIULA Lukasz	87 HEBDA Marcin	28 ZIELINSKI Mariusz

#### Legend:

Sn Starting position

+A Assistant captain

+C Captain



## Game Summary

As of THU 21 NOV 2019

GBR - POL 2 - 3 (2 - 2 , 0 - 0 , 0 - 1)

Spectators	Referee	Linesmen
67	FERGENBAUM Matt (CAN)	HUS Igor (SVK) , RUNDSTROM Tony (SWE)

## Team Statistics

Period	Score	SVS	SOG	PIM	TPP	PPG	SHG
1	2 : 2	1 : 5	7 : 3	6 : 4	01:50 : 02:42	1 : 1	0 : 0
2	0 : 0	3 : 1	1 : 3	2 : 2	01:46 : 01:23	0 : 0	0 : 0
3	0 : 1	4 : 2	2 : 5	4 : 0	00:00 : 05:06	0 : 1	0 : 0
<b>Total</b>	<b>2 : 3</b>	<b>8 : 8</b>	<b>10 : 11</b>	<b>12 : 6</b>	<b>03:36 : 09:11</b>	<b>1 : 2</b>	<b>0 : 0</b>

## 1st Period

Action	Time	ET/Res	Team	Type	No.	Name	(G) Name of Assistant(s) / Action Description
GK	00:00		GBR		20	HACKWORTH B	- Goalkeeper in
GK	00:00		POL		19	MLYNARCZYK A	- Goalkeeper in
Penalty	00:25	00:33	POL	2 min.	68	MURAWSKI M	- Teeing
<b>Goal</b>	<b>00:33</b>	<b>1 : 0</b>	<b>GBR</b>	<b>PP1</b>	<b>9</b>	<b>CHRISTOPHER T</b>	(1) 4 WOOLLIAS M On Ice GBR 20 4 5 6 9 22 * POL 19 4 10 16 18
Penalty	02:48	03:11	GBR	2 min.	6	NICHOLSON K	- Interference
<b>Goal</b>	<b>03:11</b>	<b>1 : 1</b>	<b>POL</b>	<b>PP1</b>	<b>4</b>	<b>FLIS S</b>	(1) 10 KARTOSZ S On Ice GBR 20 4 5 9 22 * 16 DRAPALA R POL 19 4 10 16 68 87
<b>Goal</b>	<b>06:44</b>	<b>2 : 1</b>	<b>GBR</b>	<b>EQ</b>	<b>4</b>	<b>WOOLLIAS M</b>	(2) 9 CHRISTOPHER T On Ice GBR 20 4 5 6 9 22 6 NICHOLSON K POL 19 4 10 16 18 87
Penalty	09:47	11:47	POL	2 min.	87	HEBDA M	- Interference
Penalty	11:29	13:29	GBR	2 min.	22	le GALLOUDEC J	- Teeing
<b>Goal</b>	<b>11:44</b>	<b>2 : 2</b>	<b>POL</b>	<b>EQ</b>	<b>4</b>	<b>FLIS S</b>	(2) 10 KARTOSZ S On Ice GBR 20 4 5 6 9 POL 19 4 10 18 68
Penalty	14:23	16:23	GBR	2 min.	4	WOOLLIAS M	- Interference

## 2nd Period

Action	Time	ET/Res	Team	Type	No.	Name	(G) Name of Assistant(s) / Action Description
Penalty	28:11	30:11	POL	2 min.	10	KARTOSZ S	- Teeing
Penalty	29:57	31:57	GBR	2 min.	22	le GALLOUDEC J	- Closing hand on puck

## 3rd Period

Action	Time	ET/Res	Team	Type	No.	Name	(G) Name of Assistant(s) / Action Description
Penalty	36:10	38:10	GBR	2 min.	4	WOOLLIAS M	- Teeing
Time-out	39:29		POL				
Penalty	40:01	41:21	GBR	2 min.	4	WOOLLIAS M	- Roughing
<b>Goal</b>	<b>41:21</b>	<b>2 : 3</b>	<b>POL</b>	<b>PP1</b>	<b>16</b>	<b>DRAPALA R</b>	(1) 87 HEBDA M On Ice GBR 20 5 6 9 22 * 68 MURAWSKI M POL 19 4 10 16 68 87
Time-out	41:21		GBR				
GK	45:00		GBR				20 HACKWORTH B - Goalkeeper out
GK	45:00		POL				19 MLYNARCZYK A - Goalkeeper out

## Goalkeeper Records

Team : GBR - Great Britain

No.	Name	SOG	SVS	MIP
20	HACKWORTH Bryan	11	8	45:00

Team : POL - Poland

No.	Name	SOG	SVS	MIP
19	MLYNARCZYK Andrzej	10	8	45:00
20	SEKULSKI Krzysztof			

## Game Statistics

Team : GBR (white)



# Ice Hockey

## Mixed

### Round Robin

Head Coach : OFFERS Ian											Shots on Goal					Time on Ice									
No.	Pos.	Name	Gen	G	A	P	PIM	FO+	FO-	FO+/-	FO%	1	2	3	OT	TS	+/-	1	2	3	OT	TOT	SHF	AVG	
4	F	WOOLLIAS Matt	M	1	1	2	6	0	0	0	0.00	2	0	1		3	0	0:00	0:00	0:00		0:00	0	0:00	
5	D	CLARKSON Matt +A (BP)	M	0	0	0	0	0	0	0	0.00	1	0	1		2	0	0:00	0:00	0:00		0:00	0	0:00	
6	F	NICHOLSON Karl +A	M	0	1	1	2	21	18	3	53.85	1	1	0		2	0	0:00	0:00	0:00		0:00	0	0:00	
9	F	CHRISTOPHER Tyler +C	M	1	1	2	0	1	0	1	100.00	3	0	0		3	0	0:00	0:00	0:00		0:00	0	0:00	
22	D	le GALLOUDEC Jonathon	M	0	0	0	4	0	0	0	0.00	0	0	0		0	+1	0:00	0:00	0:00		0:00	0	0:00	
13	D	LAHAN Dean	M	0	0	0	0	0	0	0	0.00	0	0	0		0	0	0:00	0:00	0:00		0:00	0	0:00	
14	F	BOOTH Anthony	M	0	0	0	0	0	1	-1	0.00	0	0	0		0	0	0:00	0:00	0:00		0:00	0	0:00	
28	D	COLQUITT Mark	M	0	0	0	0	0	0	0	0.00	0	0	0		0	0	0:00	0:00	0:00		0:00	0	0:00	
94	F	QUINN Martin	M	0	0	0	0	0	0	0	0.00	0	0	0		0	0	0:00	0:00	0:00		0:00	0	0:00	
20	GK	HACKWORTH Bryan	M	0	0	0	0					0	0	0		0									
Total					2	3	5	12	22	19	3	53.66	7	1	2		10								

Team : POL (red)																								
Head Coach : WOZNY Tomasz											Shots on Goal						Time on Ice							
No.	Pos.	Name	Gen	G	A	P	PIM	FO+	FO-	FO+/-	FO%	1	2	3	OT	TS	+/-	1	2	3	OT	TOT	SHF	AVG
4	D	FLIS Sylwester +C (BP)	M	2	0	2	0	0	0	0	0.00	2	0	1		3	0	0:00	0:00	0:00		0:00	0	0:00
10	D	KARTOSZ Sebastian	M	0	2	2	2	0	0	0	0.00	0	0	0		0	0	0:00	0:00	0:00		0:00	0	0:00
16	F	DRAPALA Radoslaw +A	M	1	1	2	0	0	2	-2	0.00	1	0	2		3	-1	0:00	0:00	0:00		0:00	0	0:00
18	F	HAK Szymon	M	0	0	0	0	0	1	-1	0.00	0	0	0		0	0	0:00	0:00	0:00		0:00	0	0:00
68	F	MURAWSKI Mateusz +A	M	0	1	1	2	19	18	1	51.35	0	2	1		3	+1	0:00	0:00	0:00		0:00	0	0:00
28	F	ZIELINSKI Mariusz	M	0	0	0	0	0	0	0	0.00	0	0	0		0	0	0:00	0:00	0:00		0:00	0	0:00
77	F	CIULA Lukasz	M	0	0	0	0	0	0	0	0.00	0	0	0		0	0	0:00	0:00	0:00		0:00	0	0:00
87	F	HEBDA Marcin	M	0	1	1	2	0	1	-1	0.00	0	1	1		2	-1	0:00	0:00	0:00		0:00	0	0:00
19	GK	MLYNARCZYK Andrzej	M	0	0	0	0					0	0	0		0								
20	GK	SEKULSKI Krzysztof	M	0	0	0	0					0	0	0		0								
Total					3	5	8	6	19	22	-3	46.34	3	3	5		11							

### Round Robin

R	Team	GP	W	OTW	OTL	L	GDF	GF : GA	PTS
1	RUS	3	3	0	0	0	+61	61 : 0	9
2	GER	3	2	0	0	1	+26	30 : 4	6
3	CHN	3	2	0	0	1	+19	22 : 3	6
4	SVK	3	2	0	0	1	+5	16 : 11	6
5	POL	4	1	0	0	3	-56	3 : 59	3
6	GBR	4	0	0	0	4	-55	3 : 58	0

	CHN	GBR	GER	POL	RUS	SVK
CHN	*****	FRI 22 NOV 11:00	4:1	17:0	THU 21 NOV 15:00	1:2
GBR	FRI 22 NOV 11:00	*****	0:16	2:3	0:25	1:14
GER	1:4	16:0	*****	13:0	FRI 22 NOV 19:00	THU 21 NOV 19:00
POL	0:17	3:2	0:13	*****	0:27	FRI 22 NOV 15:00
RUS	THU 21 NOV 15:00	25:0	FRI 22 NOV 19:00	27:0	*****	9:0
SVK	2:1	14:1	THU 21 NOV 19:00	FRI 22 NOV 15:00	0:9	*****

#### Legend:

<b>(G)</b> Goals in tournament	<b>*</b> does not count for Plus/minus	<b>+/-</b> Plus/minus net	<b>+A</b> Assistant captain
<b>+C</b> Captain	<b>A</b> Assists	<b>D</b> Defence	<b>EQ</b> Equal strength
<b>ET/Res</b> Penalty end time/Result of game	<b>F</b> Forward	<b>FO-</b> Face-offs lost	<b>FO%</b> Face-offs won as percentage
<b>FO+</b> Face-offs won	<b>FO+/-</b> Face-offs net	<b>G</b> Goals	<b>GA</b> Goals against
<b>GDF</b> Goal difference	<b>Gen</b> Gender	<b>GF</b> Goals for	<b>GK</b> Goalkeeper
<b>GP</b> Games played	<b>L</b> Losses	<b>M</b> Male	<b>MIP</b> Minutes in play (GK)
<b>No.</b> Jersey number	<b>OT</b> Overtime	<b>OTL</b> Overtime losses	<b>OTW</b> Overtime wins
<b>P</b> Points	<b>PIM</b> Penalties in minutes	<b>Pos.</b> Position	<b>PP1</b> Power play - 1 player
<b>PPG</b> Power play goals	<b>PTS</b> Points	<b>R</b> Rank	<b>SHG</b> Shorthanded goals
<b>SOG</b> Shots on goal	<b>SVS</b> Saves	<b>TPP</b> Time on power play	<b>TS</b> Total shots
<b>W</b> Wins			



Ice Hockey  
Mixed  
Round Robin

Shot Chart  
As of THU 21 NOV 2019

GBR - POL

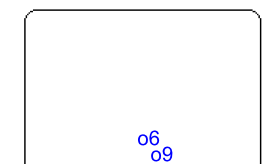
Shots by GBR

Goals (o): 2

SSG (+): 5

SSP (<): 3

SPG (-): 1



GK 19 of POL



Period: 1




Shots by POL

Goals (o): 2

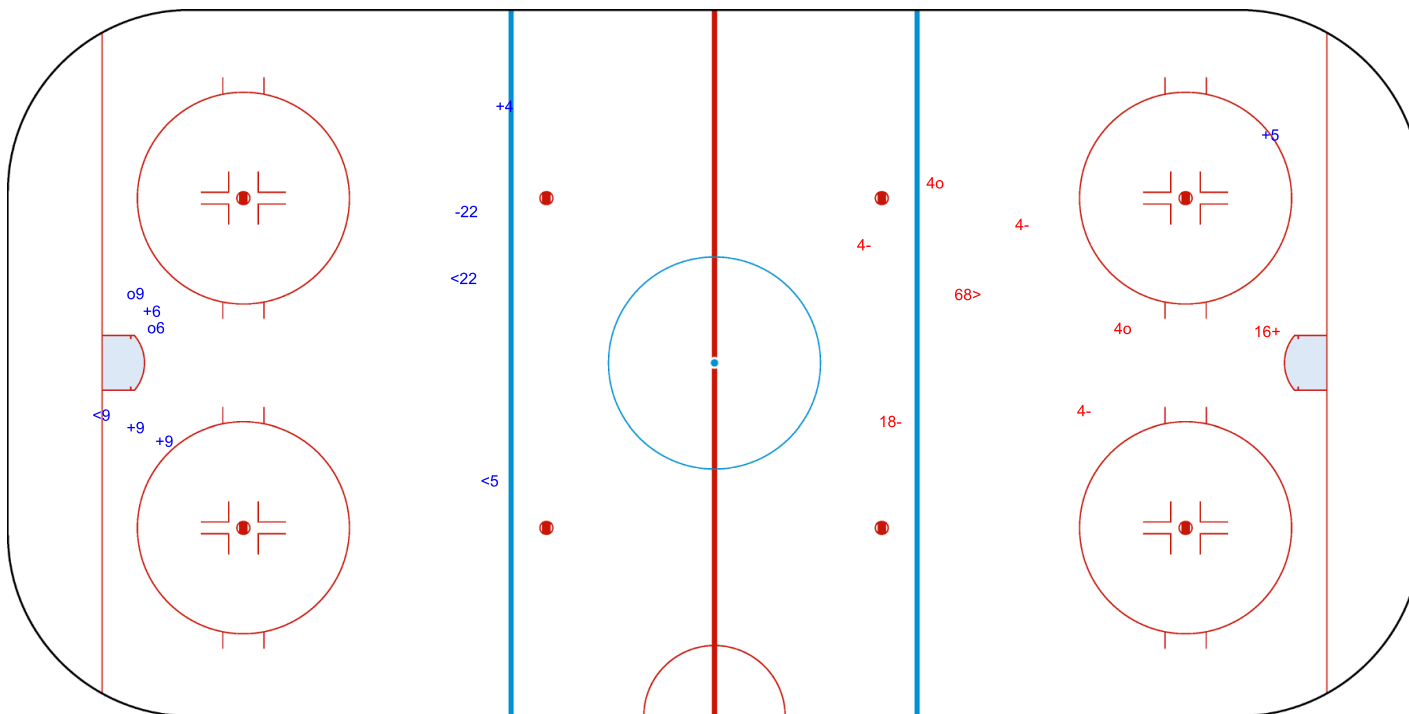
SSG (+): 1

SSP (>): 1

SPG (-): 4



GK 20 of GBR



Legend:

GK

Goalkeeper

SPG

Shots past goal

SSG

Shots saved by goalkeeper

SSP

Shots saved by player



Ice Hockey  
Mixed  
Round Robin

Shot Chart  
As of THU 21 NOV 2019

GBR - POL


Shots by POL

Goals (o): 0

SSG (+): 3

SSP (<): 0

SPG (-): 2



GK 20 of GBR



Period: 2



Shots by GBR

Goals (o): 0

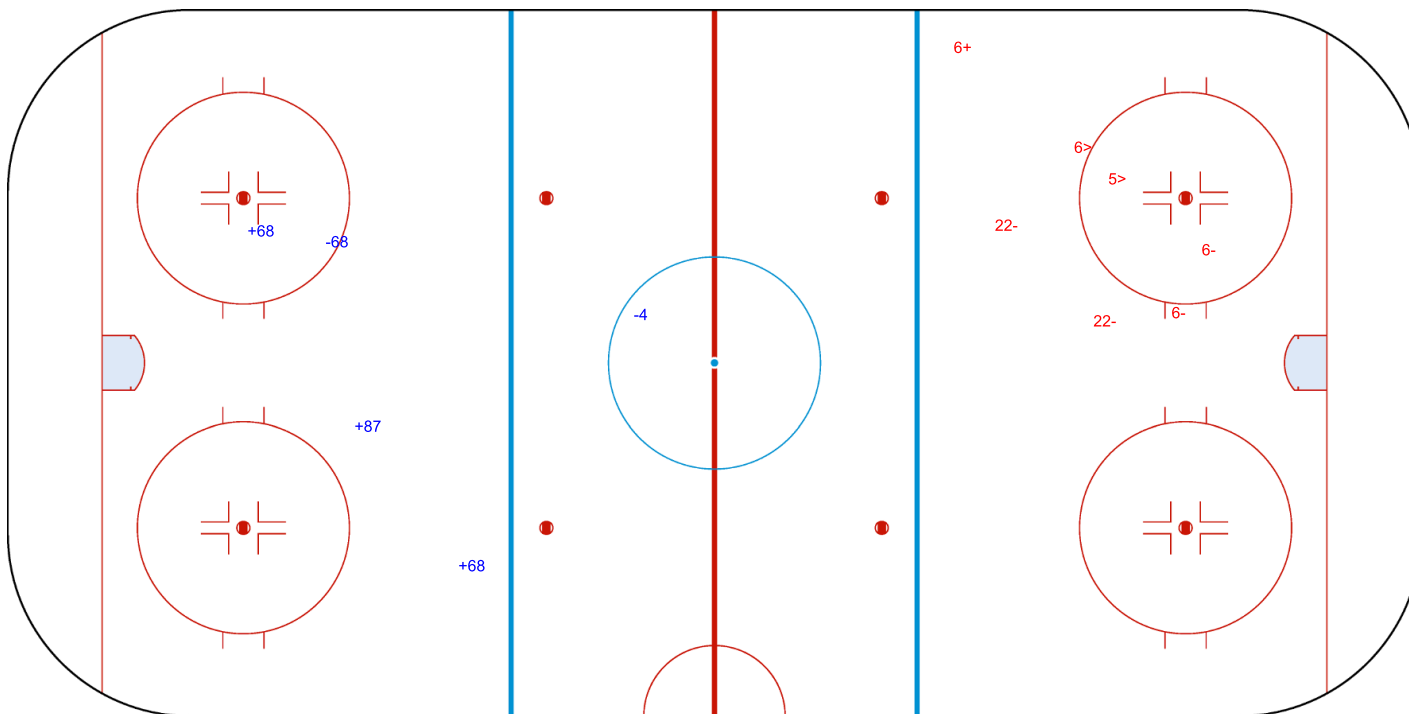
SSG (+): 1

SSP (>): 2

SPG (-): 4



GK 19 of POL



Legend:

GK

Goalkeeper

SPG

Shots past goal

SSG

Shots saved by goalkeeper

SSP

Shots saved by player





**Ice Hockey**  
**Mixed**  
**Round Robin**

**Shot Chart**  
As of THU 21 NOV 2019

**GBR - POL**


Shots by GBR

Goals (o): 0

SSG (+): 2

SSP (<): 3

SPG (-): 4



GK 19 of POL



**Period: 3**




Shots by POL

Goals (o): 1

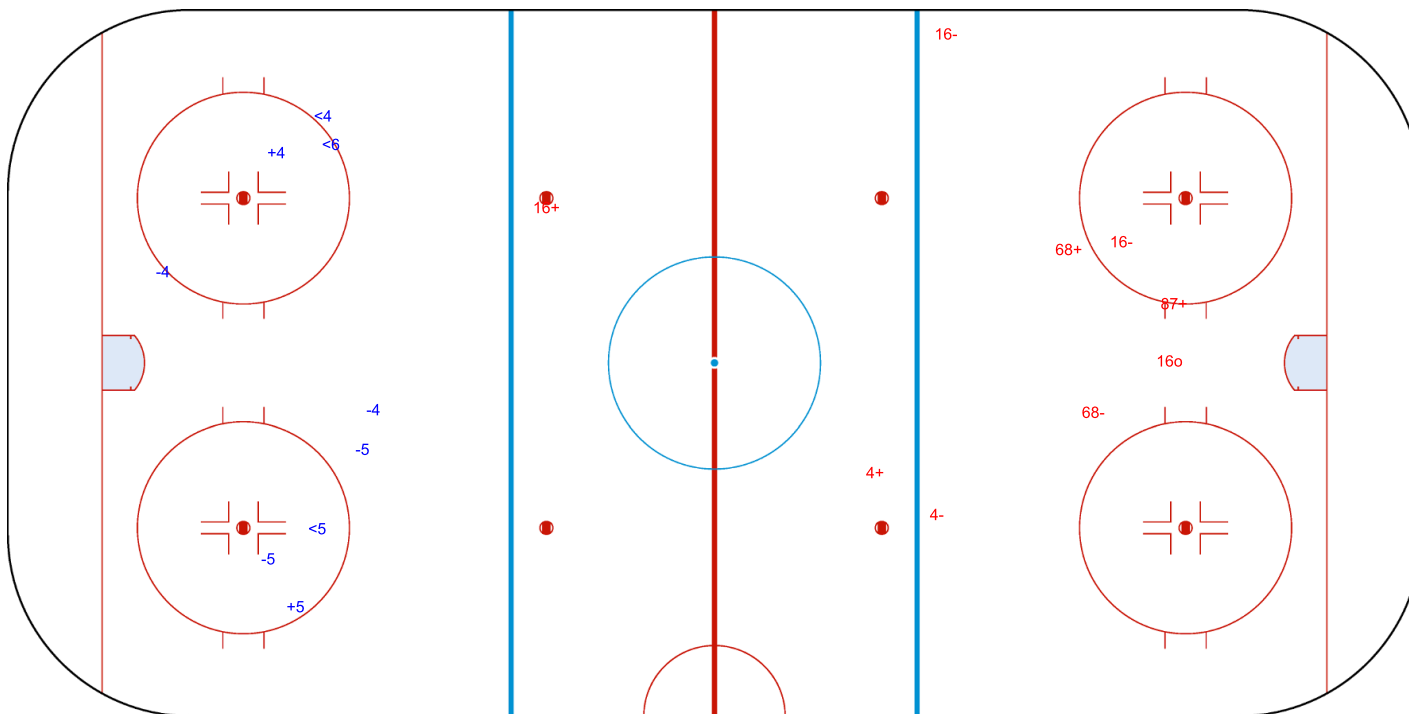
SSG (+): 4

SSP (>): 0

SPG (-): 4



GK 20 of GBR



**Legend:**

**GK**

Goalkeeper

**SPG**

Shots past goal

**SSG**

Shots saved by goalkeeper

**SSP**

Shots saved by player

**Face-off Chart**  
As of THU 21 NOV 2019  
**GBR - POL**

**PERIOD 1**

	GBR		POL		GBR		POL		GBR		POL		
	Def. zone	Att. zone	Def. zone	Att. zone	Neutral zone		Def. zone	Att. zone	Att. zone	Def. zone	Att. zone	Def. zone	
Total wins / period	- 6	+ 68	- 6	+ 68	- 6	+ 68	- 6	+ 68	+ 6	- 16	+ 6	- 16	Total wins all zones
	+ 9	- 68	+ 6	- 68	+ 6	- 68	+ 6	- 68	+ 6	- 68	+ 6	- 68	
	+ 6	- 68	+ 6	- 68	+ 6	- 68	+ 6	- 68	+ 6	- 16	+ 6	- 16	
	- 6	+ 68	+ 6	- 68	+ 6	- 68	- 6	+ 68	- 6	+ 68	- 6	+ 68	
	+ 6	- 68	- 6	+ 68	- 6	+ 68	+ 6	- 68	+ 6	- 68	+ 6	- 68	
	- 6	+ 68	+ 6	- 18	+ 6	- 68							
	3 / 50%	3 / 50%	5 / 71%	2 / 29%	4 / 80%	1 / 20%	Total wins all zones		12 / 67%	6 / 33%			

**PERIOD 2**

	GBR		POL		GBR		POL		GBR		POL		
	Def. zone	Att. zone	Def. zone	Att. zone	Neutral zone		Def. zone	Att. zone	Att. zone	Def. zone	Att. zone	Def. zone	
Total wins / period	+ 6	- 68	- 6	+ 68	- 6	+ 68	- 6	+ 68	- 6	+ 68	- 6	+ 68	Total wins all zones
	- 6	+ 68	+ 6	- 68	+ 6	- 68	- 6	+ 68	- 6	+ 68	- 6	+ 68	
	- 6	+ 68	- 14	+ 68			+ 6	- 68	+ 6	- 68			
	1 / 33%	2 / 67%	2 / 50%	2 / 50%	1 / 25%	3 / 75%	Total wins all zones		4 / 36%	7 / 64%			

**PERIOD 3**

	GBR		POL		GBR		POL		GBR		POL		
	Def. zone	Att. zone	Def. zone	Att. zone	Neutral zone		Def. zone	Att. zone	Att. zone	Def. zone	Att. zone	Def. zone	
Total wins / period	- 6	+ 68	- 6	+ 68	- 6	+ 68	- 6	+ 68	- 6	+ 68	- 6	+ 68	Total wins all zones
	+ 6	- 87	+ 6	- 68	+ 6	- 68	+ 6	- 68	+ 6	- 68	+ 6	- 68	
	- 6	+ 68	- 6	+ 68	- 6	+ 68	+ 6	- 68	+ 6	- 68	+ 6	- 68	
	+ 6	- 68	- 6	+ 68									
	2 / 50%	2 / 50%	1 / 25%	3 / 75%	3 / 75%	1 / 25%	Total wins all zones		6 / 50%	6 / 50%			

**TOTAL**

	GBR		POL		GBR		POL		GBR		POL		
	Def. zone	Att. zone	Def. zone	Att. zone	Neutral zone		Def. zone	Att. zone	Att. zone	Def. zone	Att. zone	Def. zone	
Total wins / game	6 / 46%	7 / 54%	8 / 53%	7 / 47%	8 / 62%	5 / 38%	Total wins all zones		22 / 54%	19 / 46%			



**Ice Hockey**  
**Mixed**  
**Round Robin**

**HEAD TO HEAD**

		POL								
	No.	16	18	68	87	Tot	wins GBR	Dz	Nz	Az
GBR	6	2 - 0	1 - 0	17 - 18	1 - 0	39	21 54%	5 42%	8 57%	8 62%
	9			1 - 0		1	1 100%	1 100%		
	14			0 - 1		1	0 0%		0 0%	
	Tot	2	1	37	1	41	22 54%	6 46%	8 53%	8 62%
	wins POL	0 0%	0 0%	19 51%	0 0%	19 46%				
	Dz	0 0%		5 45%		5 38%				
	Nz		0 0%	7 50%		7 47%				
	Az			7 58%	0 0%	7 54%				

**Legend:**

**Az** Attacking zone      **Dz** Defending zone      **No.** Jersey number      **Nz** Neutral zone      **Tot** Total face-offs played



## Game Roster

As of THU 21 NOV 2019

### CHN - RUS

#### Referee

GRUMSEN Jacob (DEN)

#### Linesmen

FAZEKAS Tibor (SRB) , NEDELJKOVIC Ivan (SRB)

#### Goalkeepers

Team: CHN

No.	Name	Gen	GP	MIP	GA	SVS	SOG	SVS%	GAA
1	WANG Wei	M	3	90:00	3	19	22	86.36	1.50
20	JI Yan Zhao	M	3	45:00	0	4	4	100.00	0.00

#### Team Roster

Team: CHN (yellow)

No.	Pos.	Name	Gen	GP	G	A	PTS	PIM	+/-
1	GK	WANG Wei	M	3	0	0	0	0	
5	F	BAI Xue Song	M	3	0	2	2	2	+8
7	D	XU Jin Qiang	M	3	0	1	1	4	+13
8	F	WANG Zhi Dong	M	3	1	3	4	10	+8
10	D	LI Zhen Yang	M	2	1	0	1	0	0
12	F	CHE Hang	M	1	2	0	2	0	+5
15	F	SONG Xiao Dong	M	3	1	1	2	0	+4
16	F	GUO Xi Zhu	M	3	1	3	4	0	+12
17	F	SHEN Yi Feng	M	3	4	3	7	2	+8
18	F	WANG Ju Jiang	M	3	3	1	4	0	+4
19	F	ZHANG Zheng	M	3	1	3	4	0	+6
20	GK	JI Yan Zhao	M	3	0	0	0	0	
22	D	HU Guang Jian	M	3	1	1	2	2	+4
23	F	CUI Yo Tao	M	2	1	0	1	2	+2
24	D	ZHU Zhan Fu	M	3	0	1	1	2	+5
28	F	TIAN Jin Tao	M	3	4	2	6	2	+8
30	F	QIU Dian Peng	M	1	2	0	2	0	+6

Head Coach: SHARSHUKOV Nikolay

Team: RUS

No.	Name	Gen	GP	MIP	GA	SVS	SOG	SVS%	GAA
1	PLOTNIKOV Evgenii	M	3	68:28	0	6	6	100.00	0.00
20	KAMANTSEV Vladimir	M	3	66:32	0	4	4	100.00	0.00

Team: RUS (red)

No.	Pos.	Name	Gen	GP	G	A	PTS	PIM	+/-
1	GK	PLOTNIKOV Evgenii	M	3	0	0	0	0	
4	D	EREMIN Aleksei	M	1	0	0	0	2	+1
5	D	VARLAKOV Vasilii	M	3	3	9	12	0	+29
6	D	MIACHIN Mikhail	M	3	5	6	11	0	+30
7	F	SEVERIN Roman	M	2	2	0	2	0	+4
8	F	LISOV Dmitrii	M	3	4	4	8	0	+22
9	F	KHAMZIN Airat	M	3	6	8	14	4	+23
10	F	MALETSKIY Igor	M	2	5	1	6	0	+12
13	F	SHIKHOV Konstantin	M	3	6	14	20	2	+26
15	D	GALKIN Dmitrii	M	3	2	7	9	0	+23
18	F	SOKOLOV Andrey	M	3	3	7	10	2	+25
19	D	KUZNETSOV Ivan	M	3	3	4	7	0	+23
20	GK	KAMANTSEV Vladimir	M	3	0	0	0	0	
21	F	PETROV Evgenii	M	3	9	6	15	2	+21
22	F	TERENTEV Nikolai	M	2	11	3	14	2	+11
23	F	VOLKOV Ilia	M	3	2	4	6	0	+8
28	F	KUZMINYKH Maksim	M	2	0	2	2	0	+3

Head Coach: BATYRSHIN Ruslan

#### Legend:

<b>A</b> Assists	<b>D</b> Defence	<b>F</b> Forward	<b>G</b> Goals
<b>GA</b> Goals against	<b>GAA</b> Goals against as average per 45 minutes	<b>Gen</b> Gender	<b>GK</b> Goalkeeper
<b>GP</b> Games played	<b>M</b> Male	<b>MIP</b> Minutes and seconds played	<b>No.</b> Jersey number
<b>PIM</b> Penalties in minutes	<b>Pos.</b> Position	<b>PTS</b> Points	<b>SOG</b> Shots on goal
<b>SVS</b> Saves	<b>SVS%</b> Saves in percentage	<b>+/-</b> Plus/minus net	



Ice Hockey  
Mixed  
Round Robin

Line-ups  
As of THU 21 NOV 2019

CHN - RUS

Referee

GRUMSEN Jacob (DEN)

Linesmen

FAZEKAS Tibor (SRB) , NEDELJKOVIC Ivan (SRB)

Goalkeepers

Team: CHN

No.	Name	Gen
20	JI Yan Zhao	M
1	WANG Wei	M

Team: RUS

No.	Name	Gen
1	PLOTNIKOV Evgenii	M
20	KAMANTSEV Vladimir	M

Team Line-ups

Team: CHN (yellow)

No.	Pos.	Name	Gen
7	D	XU Jin Qiang +C	M
10	D	LI Zhen Yang	M
8	F	WANG Zhi Dong	M
16	F	GUO Xi Zhu	M
17	F	SHEN Yi Feng	M
22	D	HU Guang Jian	M
24	D	ZHU Zhan Fu	M
15	F	SONG Xiao Dong	M
18	F	WANG Ju Jiang	M
19	F	ZHANG Zheng	M
5	F	BAI Xue Song +A	M
12	F	CHE Hang	M
28	F	TIAN Jin Tao	M

Head Coach: SHARSHUKOV Nikolay

NOT DRESSED:

23	F	CUI Yo Tao	M
30	F	QIU Dian Peng	M

Team: RUS (red)

No.	Pos.	Name	Gen
15	D	GALKIN Dmitrii	M
19	D	KUZNETSOV Ivan	M
8	F	LISOV Dmitrii +C	M
9	F	KHAMZIN Airat	M
21	F	PETROV Evgenii +A	M
5	D	VARLAKOV Vasilii	M
6	D	MIACHIN Mikhail	M
13	F	SHIKHOV Konstantin	M
18	F	SOKOLOV Andrey	M
22	F	TERENTEV Nikolai	M
7	F	SEVERIN Roman	M
10	F	MALETSKIY Igor	M
23	F	VOLKOV Ilia +A	M

Head Coach: BATYRSHIN Ruslan

NOT DRESSED:

4	D	EREMIN Aleksei	M
28	F	KUZMINYKH Maksim	M

Legend:

<b>D</b>	Defence	<b>F</b>	Forward	<b>Gen</b>	Gender	<b>M</b>	Male
<b>No.</b>	Jersey number	<b>Pos.</b>	Position	<b>+A</b>	Assistant captain	<b>+C</b>	Captain

## Graphical Line-ups

As of THU 21 NOV 2019

### CHN - RUS

#### Referee

GRUMSEN Jacob (DEN)

#### Linesmen

FAZEKAS Tibor (SRB) , NEDELJKOVIC Ivan (SRB)

**Team:** CHN - China (yellow)

**Head Coach:** SHARSHUKOV Nikolay

S1 20 JI Yan Zhao		
1 WANG Wei		
S3 10 LI Zhen Yang	S2 7 XU Jin Qiang +C	
S5 16 GUO Xi Zhu	S6 17 SHEN Yi Feng	S4 8 WANG Zhi Dong
24 ZHU Zhan Fu		22 HU Guang Jian
15 SONG Xiao Dong	19 ZHANG Zheng	18 WANG Ju Jiang
28 TIAN Jin Tao	5 BAI Xue Song +A	12 CHE Hang

**Team:** RUS - Russia (red)

**Head Coach:** BATYRSHIN Ruslan

S1 1 PLOTNIKOV Evgenii		
20 KAMANTSEV Vladimir		
S2 15 GALKIN Dmitrii	S3 19 KUZNETSOV Ivan	
S6 21 PETROV Evgenii +A	S5 9 KHAMZIN Airat	S4 8 LISOV Dmitrii +C
5 VARLAKOV Vasilii		6 MIACHIN Mikhail
22 TERENCEV Nikolai	18 SOKOLOV Andrey	13 SHIKHOV Konstantin
7 SEVERIN Roman	23 VOLKOV Ilia +A	10 MALETSKIY Igor

#### Legend:

**Sn** Starting position

**+A** Assistant captain

**+C** Captain



## Ice Hockey

## Mixed

## Round Robin

## Game Summary

As of THU 21 NOV 2019

CHN - RUS 1 - 3 (0 - 2 , 0 - 0 , 1 - 1)

Spectators	Referee	Linesmen
87	GRUMSEN Jacob (DEN)	FAZEKAS Tibor (SRB) , NEDELJKOVIC Ivan (SRB)

## Team Statistics

Period	Score	SVS	SOG	PIM	TPP	PPG	SHG
1	0 : 2	12 : 3	3 : 14	2 : 4	03:02 : 02:00	0 : 0	0 : 0
2	0 : 0	7 : 2	2 : 7	4 : 4	01:45 : 01:45	0 : 0	0 : 0
3	1 : 1	8 : 4	5 : 9	8 : 16	03:49 : 03:34	1 : 0	0 : 0
<b>Total</b>	<b>1 : 3</b>	<b>27 : 9</b>	<b>10 : 30</b>	<b>14 : 24</b>	<b>08:36 : 07:19</b>	<b>1 : 0</b>	<b>0 : 0</b>

## 1st Period

Action	Time	ET/Res	Team	Type	No.	Name	(G)	Name of Assistant(s) / Action Description
GK	00:00		CHN		20	JI YZ		- Goalkeeper in
GK	00:00		RUS		1	PLOTNIKOV E		- Goalkeeper in
Penalty	00:43	02:43	RUS	2 min.	8	LISOV D		- Teeing
Penalty	01:45	03:45	RUS	2 min.	13	SHIKHOV K		- Holding an opponent
<b>Goal</b>	<b>08:45</b>	<b>0 : 1</b>	<b>RUS</b>	<b>EQ</b>	<b>13</b>	<b>SHIKHOV K</b>	(7)	22 TERENCEV N On Ice CHN 20 8 16 17 22 24 18 SOKOLOV A RUS 1 5 6 13 18 22
Penalty	08:55	10:55	CHN	2 min.	28	TIAN JT		- Tripping
<b>Goal</b>	<b>11:10</b>	<b>0 : 2</b>	<b>RUS</b>	<b>EQ</b>	<b>22</b>	<b>TERENCEV N</b>	(12)	On Ice CHN 20 8 17 22 24 28 RUS 1 5 6 13 18 22

## 2nd Period

Action	Time	ET/Res	Team	Type	No.	Name	(G)	Name of Assistant(s) / Action Description
Penalty	22:09	24:09	RUS	2 min.	18	SOKOLOV A		- Interference
Penalty	23:15	25:15	CHN	2 min.	24	ZHU ZF		- Interference
Penalty	26:28	28:28	CHN	2 min.	19	ZHANG Z		- Teeing
Penalty	27:07	29:07	RUS	2 min.	6	MIACHIN M		- Elbowing

## 3rd Period

Action	Time	ET/Res	Team	Type	No.	Name	(G)	Name of Assistant(s) / Action Description
<b>Goal</b>	<b>30:51</b>	<b>0 : 3</b>	<b>RUS</b>	<b>EQ</b>	<b>13</b>	<b>SHIKHOV K</b>	(8)	21 PETROV E On Ice CHN 20 7 8 10 16 17 9 KHAMZIN A RUS 1 5 9 13 19 21
Penalty	33:49	35:10	RUS	2 min.	5	VARLAKOV V		- Checking to the Head and Neck Area / Served by: 7 SEVERIN R
Penalty	33:49	45:00	RUS	10 min.	5	VARLAKOV V		- Misconduct
Penalty	34:04	36:04	RUS	2 min.	9	KHAMZIN A		- Interference on a Goalkeeper
<b>Goal</b>	<b>35:10</b>	<b>1 : 3</b>	<b>CHN</b>	<b>PP2</b>	<b>15</b>	<b>SONG XD</b>	(2)	On Ice CHN 20 7 10 15 18 19 * RUS 1 6 8 23
Penalty	38:17	40:17	CHN	2 min.	24	ZHU ZF		- Tripping
Penalty	39:51	41:51	RUS	2 min.	22	TERENCEV N		- Boarding
Penalty	42:36	44:36	CHN	2 min.	7	XU JQ		- Teeing
Penalty	45:00	45:00	CHN	2 min.	15	SONG XD		- Teeing
Penalty	45:00	45:00	CHN	2 min.	24	ZHU ZF		- Teeing
GK	45:00		CHN					20 JI YZ - Goalkeeper out
GK	45:00		RUS					1 PLOTNIKOV E - Goalkeeper out

## Goalkeeper Records

## Team : CHN - China

No.	Name	SOG	SVS	MIP
20	JI Yan Zhao	30	27	45:00
1	WANG Wei			

## Team : RUS - Russia

No.	Name	SOG	SVS	MIP
1	PLOTNIKOV Evgenii	10	9	45:00
20	KAMANTSEV Vladimir			

## Game Statistics

## Team : CHN (yellow)



# Ice Hockey

## Mixed

### Round Robin

Head Coach : SHARSHUKOV Nikolay

Head Coach : SHARSHUKOV Nikolay											Shots on Goal						Time on Ice							
No.	Pos.	Name	Gen	G	A	P	PIM	FO+	FO-	FO+/-	FO%	1	2	3	OT	TS	+/-	1	2	3	OT	TOT	SHF	AVG
7	D	XU Jin Qiang +C	M	0	0	0	2	0	0	0	0.00	0	0	0	0	0	-1	0:00	0:00	0:00		0:00	0	0:00
8	F	WANG Zhi Dong	M	0	0	0	0	6	5	1	54.55	2	1	0	0	3	-3	0:00	0:00	0:00		0:00	0	0:00
10	D	LI Zhen Yang	M	0	0	0	0	0	1	-1	0.00	0	0	0	0	0	-1	0:00	0:00	0:00		0:00	0	0:00
16	F	GUO Xi Zhu	M	0	0	0	0	2	0	2	100.00	0	0	0	0	0	-2	0:00	0:00	0:00		0:00	0	0:00
17	F	SHEN Yi Feng	M	0	0	0	0	0	0	0	0.00	0	1	2	3	3	-3	0:00	0:00	0:00		0:00	0	0:00
15	F	SONG Xiao Dong	M	1	0	1	2	0	1	-1	0.00	0	0	1	1	1	0	0:00	0:00	0:00		0:00	0	0:00
18	F	WANG Ju Jiang	M	0	0	0	0	0	2	-2	0.00	0	0	2	2	2	0	0:00	0:00	0:00		0:00	0	0:00
19	F	ZHANG Zheng	M	0	0	0	2	5	8	-3	38.46	0	0	0	0	0	0	0:00	0:00	0:00		0:00	0	0:00
22	D	HU Guang Jian	M	0	0	0	0	0	1	-1	0.00	1	0	0	1	1	-2	0:00	0:00	0:00		0:00	0	0:00
24	D	ZHU Zhan Fu	M	0	0	0	6	0	0	0	0.00	0	0	0	0	0	-2	0:00	0:00	0:00		0:00	0	0:00
5	F	BAI Xue Song +A	M	0	0	0	0	4	8	-4	33.33	0	0	0	0	0	0	0:00	0:00	0:00		0:00	0	0:00
12	F	CHE Hang	M	0	0	0	0	0	0	0	0.00	0	0	0	0	0	0	0:00	0:00	0:00		0:00	0	0:00
28	F	TIAN Jin Tao	M	0	0	0	2	0	0	0	0.00	0	0	0	0	0	-1	0:00	0:00	0:00		0:00	0	0:00
1	GK	WANG Wei	M	0	0	0	0					0	0	0	0	0								
20	GK	JI Yan Zhao (BP)	M	0	0	0	0					0	0	0	0	0								
Total				1	0	1	14	17	26	-9	39.53	3	2	5	10									

Team : RUS (red)

Head Coach : BATYRSHIN Ruslan

Head Coach : BATYRSHTIN Ruslan											Shots on Goal						Time on Ice									
No.	Pos.	Name	Gen	G	A	P	PIM	FO+	FO-	FO+/-	FO%	1	2	3	OT	TS	+/-	1	2	3	OT	TOT	SHF	AVG		
8	F	LISOV Dmitrii +C	M	0	0	0	2	4	5	-1	44.44	3	1	0	4	0	0:00	0:00	0:00		0:00	0	0:00			
9	F	KHAMZIN Airat	M	0	1	1	2	6	5	1	54.55	2	0	0	2	+1	0:00	0:00	0:00		0:00	0	0:00			
15	D	GALKIN Dmitrii	M	0	0	0	0	0	0	0	0.00	1	2	1	4	0	0:00	0:00	0:00		0:00	0	0:00			
19	D	KUZNETSOV Ivan	M	0	0	0	0	0	0	0	0.00	0	0	0	0	+1	0:00	0:00	0:00		0:00	0	0:00			
21	F	PETROV Evgenii +A	M	0	1	1	0	0	0	0	0.00	0	2	2	4	+1	0:00	0:00	0:00		0:00	0	0:00			
5	D	VARLAKOV Vasilii	M	0	0	0	12	0	0	0	0.00	0	1	0	1	+3	0:00	0:00	0:00		0:00	0	0:00			
6	D	MIACHIN Mikhail	M	0	0	0	2	0	0	0	0.00	1	0	0	1	+2	0:00	0:00	0:00		0:00	0	0:00			
13	F	SHIKHOV Konstantin	M	2	0	2	2	2	1	1	66.67	3	0	4	7	+3	0:00	0:00	0:00		0:00	0	0:00			
18	F	SOKOLOV Andrey	M	0	1	1	2	11	2	9	84.62	1	0	1	2	+2	0:00	0:00	0:00		0:00	0	0:00			
22	F	TERENTEV Nikolai (BP)	M	1	1	2	2	2	4	-2	33.33	3	1	1	5	+2	0:00	0:00	0:00		0:00	0	0:00			
7	F	SEVERIN Roman	M	0	0	0	0	0	0	0	0.00	0	0	0	0	0	0:00	0:00	0:00		0:00	0	0:00			
10	F	MALETSKIY Igor	M	0	0	0	0	0	0	0	0.00	0	0	0	0	0	0:00	0:00	0:00		0:00	0	0:00			
23	F	VOLKOV Ilia +A	M	0	0	0	0	1	0	1	100.00	0	0	0	0	0	0:00	0:00	0:00		0:00	0	0:00			
1	GK	PLOTNIKOV Evgenii	M	0	0	0	0					0	0	0	0											
20	GK	KAMANTSEV Vladimir	M	0	0	0	0					0	0	0	0											
Total				3	4	7	24	26	17	9	60.47	14	7	9	30											

### Round Robin

R	Team	GP	W	OTW	OTL	L	GDF	GF : GA	PTS
1	RUS	4	4	0	0	0	+63	64 : 1	12
2	GER	3	2	0	0	1	+26	30 : 4	6
3	SVK	3	2	0	0	1	+5	16 : 11	6
4	CHN	4	2	0	0	2	+17	23 : 6	6
5	POL	4	1	0	0	3	-56	3 : 59	3
6	GBR	4	0	0	0	4	-55	3 : 58	0

	CHN	GBR	GER	POL	RUS	SVK
CHN	*****	FRI 22 NOV 11:00	4:1	17:0	1:3	1:2
GBR	FRI 22 NOV 11:00	*****	0:16	2:3	0:25	1:14
GER	1:4	16:0	*****	13:0	FRI 22 NOV 19:00	THU 21 NOV 19:00
POL	0:17	3:2	0:13	*****	0:27	FRI 22 NOV 15:00
RUS	3:1	25:0	FRI 22 NOV 19:00	27:0	*****	9:0
SVK	2:1	14:1	THU 21 NOV 19:00	FRI 22 NOV 15:00	0:9	*****





**Ice Hockey**  
**Mixed**  
**Round Robin**

<b>Legend:</b>		
<b>(G)</b> Goals in tournament	<b>*</b> does not count for Plus/minus	<b>+/-</b> Plus/minus net
<b>+C</b> Captain	<b>A</b> Assists	<b>D</b> Defence
<b>ET/Res</b> Penalty end time/Result of game	<b>F</b> Forward	<b>FO-</b> Face-offs lost
<b>FO+</b> Face-offs won	<b>FO+/-</b> Face-offs net	<b>G</b> Goals
<b>GDF</b> Goal difference	<b>Gen</b> Gender	<b>GF</b> Goals for
<b>GP</b> Games played	<b>L</b> Losses	<b>M</b> Male
<b>No.</b> Jersey number	<b>OT</b> Overtime	<b>OTL</b> Overtime losses
<b>P</b> Points	<b>PIM</b> Penalties in minutes	<b>Pos.</b> Position
<b>PPG</b> Power play goals	<b>PTS</b> Points	<b>R</b> Rank
<b>SOG</b> Shots on goal	<b>SVS</b> Saves	<b>TPP</b> Time on power play
<b>W</b> Wins		<b>+A</b> Assistant captain
		<b>EQ</b> Equal strength
		<b>FO%</b> Face-offs won as percentage
		<b>GA</b> Goals against
		<b>GK</b> Goalkeeper
		<b>MIP</b> Minutes in play (GK)
		<b>OTW</b> Overtime wins
		<b>PP2</b> Power play - 2 players
		<b>SHG</b> Shorthanded goals
		<b>TS</b> Total shots



Ice Hockey  
Mixed  
Round Robin

Shot Chart  
As of THU 21 NOV 2019

CHN - RUS


Shots by CHN

Goals (o): 0

SSG (+): 3

SSP (-): 0

SPG (-): 1



GK 1 of RUS



Period: 1




Shots by RUS

Goals (o): 2

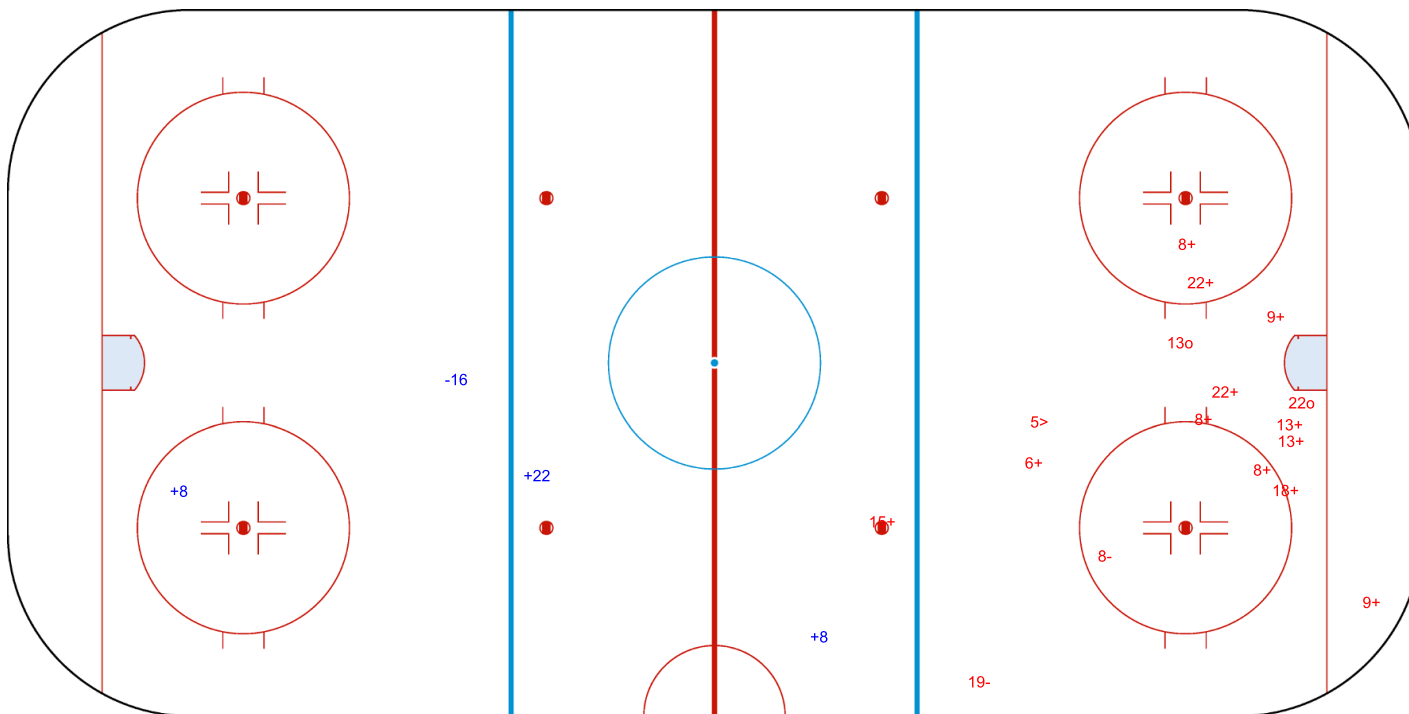
SSG (+): 12

SSP (>): 1

SPG (-): 2



GK 20 of CHN



Legend:

GK

Goalkeeper

SPG

Shots past goal

SSG

Shots saved by goalkeeper

SSP

Shots saved by player



Shot Chart  
As of THU 21 NOV 2019

CHN - RUS

Shots by RUS

Goals (o): 0      SSG (+): 7  
SSP (-): 1      SPG (-): 3



GK 20 of CHN



Period: 2

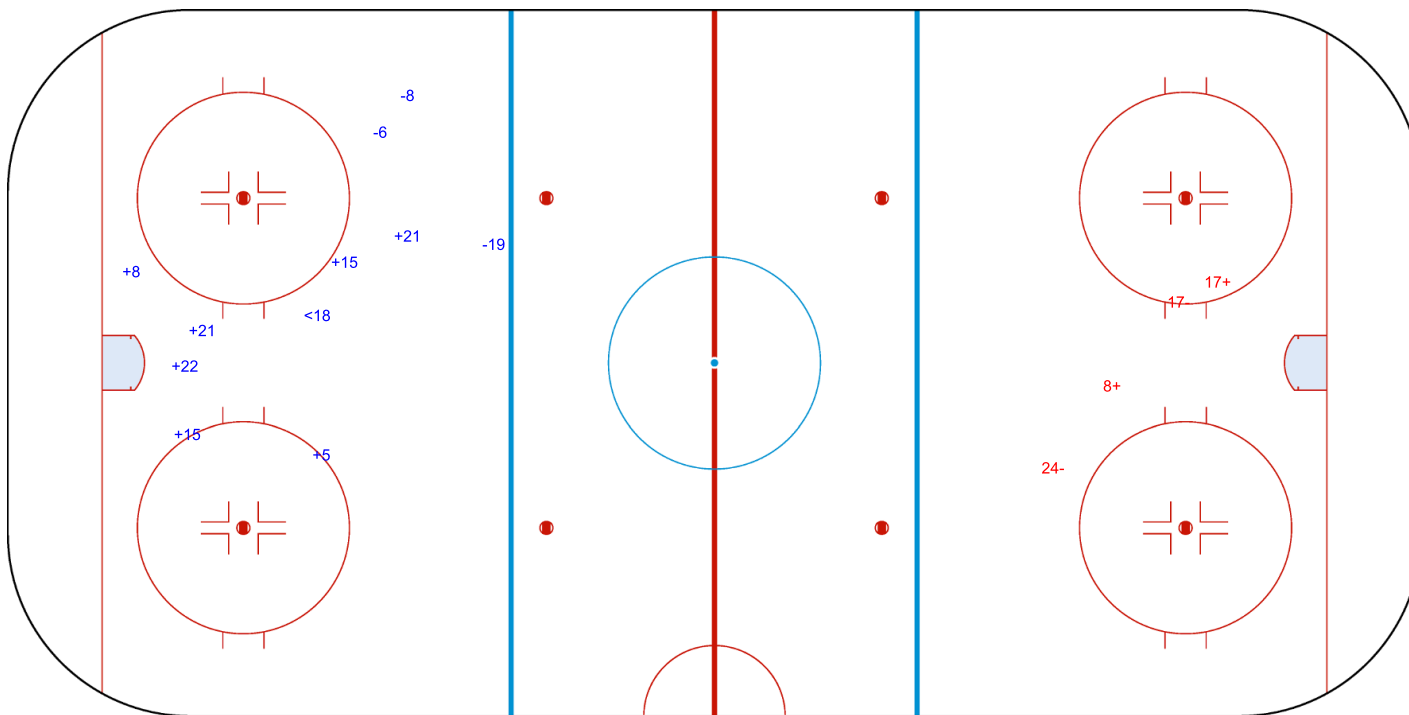


Shots by CHN

Goals (o): 0      SSG (+): 2  
SSP (>): 0      SPG (-): 2



GK 1 of RUS



Legend:							
GK	Goalkeeper	SPG	Shots past goal	SSG	Shots saved by goalkeeper	SSP	Shots saved by player



Ice Hockey  
Mixed  
Round Robin

Shot Chart  
As of THU 21 NOV 2019

CHN - RUS

Shots by CHN

Goals (o): 1      SSG (+): 4  
SSP (-): 1      SPG (-): 1



GK 1 of RUS




Period: 3

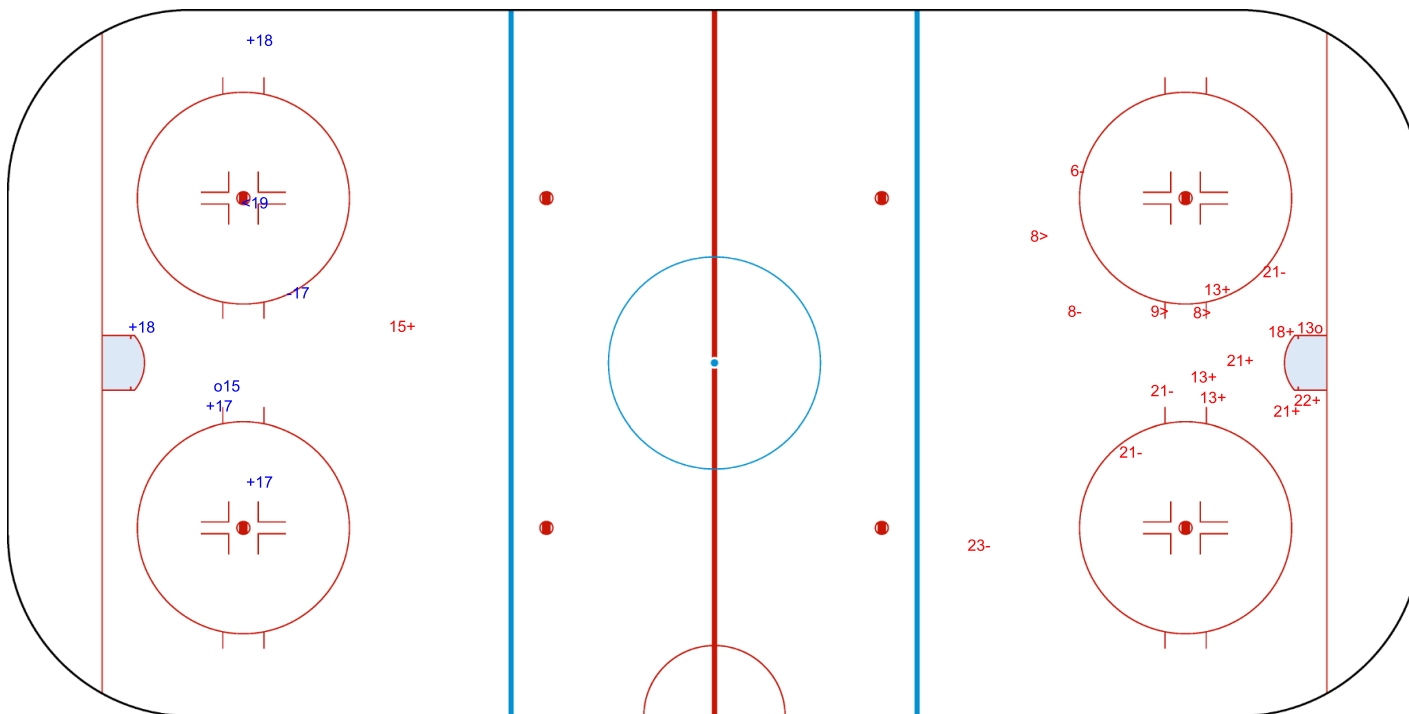


Shots by RUS

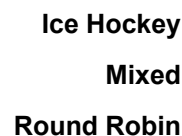
Goals (o): 1      SSG (+): 8  
SSP (>): 3      SPG (-): 6



GK 20 of CHN



Legend:					
<b>GK</b>	Goalkeeper	<b>SPG</b>	Shots past goal	<b>SSG</b>	Shots saved by goalkeeper
				<b>SSP</b>	Shots saved by player



	PERIOD 1
--	----------

PERIOD 2
----------

PERIOD 3	
----------	--

TOTAL	
-------	--

Page 1/2

## HEAD TO HEAD

		RUS										
	No.	8	9	13	18	22	23	Tot	wins CHN	Dz	Nz	Az
CHN	5	1 - 2	1 - 2	0 - 1	1 - 3	1 - 0		12	4 33%	1 25%	2 50%	1 25%
	8	2 - 1	2 - 2		0 - 1	2 - 1		11	6 55%	2 40%	3 75%	1 50%
	10			0 - 1				1	0 0%			0 0%
	15				0 - 1			1	0 0%			0 0%
	16				1 - 0	1 - 0		2	2 100%			2 100%
	18		0 - 1				0 - 1	2	0 0%	0 0%	0 0%	
	19	2 - 1	2 - 1	1 - 0	0 - 5	0 - 1		13	5 38%	1 25%	1 20%	3 75%
	22				0 - 1			1	0 0%	0 0%		
Tot		9	11	3	13	6	1	43	17 40%	4 27%	6 43%	7 50%
wins RUS		4 44%	6 55%	2 67%	11 85%	2 33%	1 100%	26 60%				
Dz		1 33%	1 25%	1 100%	4 80%	0 0%		7 50%				
Nz		1 50%	2 50%	1 50%	3 75%	1 50%		8 57%				
Az		2 50%	3 100%		4 100%	1 33%	1 100%	11 73%				

**Legend:**

**Az** Attacking zone     
**Dz** Defending zone     
**No.** Jersey number     
**Nz** Neutral zone     
**Tot** Total face-offs played



Ice Hockey  
Mixed  
Round Robin

Game Roster  
As of THU 21 NOV 2019

GER - SVK

Referee

GERMANY-WALD Alex (USA)

Linesmen

NITTYLA Lari (FIN) , SOS Zoltan (HUN)

Goalkeepers

Team: GER

No.	Name	Gen	GP	MIP	GA	SVS	SOG	SVS%	GAA
15	BRZOSKA Klaus	M	3	75:00	0	7	7	100.00	0.00
47	KUNST Simon	M	3	60:00	4	21	25	84.00	3.00

Team Roster

Team: GER (white)

No.	Pos.	Name	Gen	GP	G	A	PTS	PIM	+/-
3	F	DISVELD Bas	M	3	5	3	8	2	+12
4	D	KRUEGER Nils	M	1	1	0	1	0	+2
6	D	RAEDLER Hugo	M	3	1	5	6	0	+8
7	F	BENTZEN Finn	M	3	2	1	3	0	+8
11	F	WOLFF Jacob	M	3	0	1	1	2	+7
12	D	JASTER Christian	M	3	2	1	3	2	+8
15	GK	BRZOSKA Klaus	M	3	0	0	0	0	
22	F	MUEHLHANS Veit	M	2	0	0	0	0	0
33	F	KUHLI-LAUENSTEIN Ingo	M	3	3	3	6	2	+12
43	F	HERING Bernhard	M	3	4	7	11	4	+11
47	GK	KUNST Simon	M	3	0	0	0	0	
52	D	PABST Robert	M	3	3	2	5	2	+10
69	D	SKLORZ Lucas	M	3	0	4	4	12	+15
77	F	WEDDE Joerg	M	3	4	4	8	4	+11
83	D	PILZ Christian	M	3	0	0	0	16	+6
97	F	SCHRADER Felix	M	3	5	8	13	2	+16

Head Coach: POKORNY Andreas

Team: SVK

No.	Name	Gen	GP	MIP	GA	SVS	SOG	SVS%	GAA
18	LEPACEK Eduard	M	3	120:00	10	64	74	86.49	3.75
21	PASTUCHA Miroslav	M	3	15:00	1	0	1	0.00	3.00

Team: SVK (blue)

No.	Pos.	Name	Gen	GP	G	A	PTS	PIM	+/-
5	D	KASCAK Peter	M	3	0	1	1	2	+5
6	F	RAUS Ales	M	3	0	0	0	0	0
7	F	STASAK Miroslav	M	3	1	2	3	0	+1
10	D	STIT Peter	M	3	2	0	2	4	+3
11	F	LIGDA Marian	M	3	2	6	8	4	+7
15	F	FOJTIK Erik	M	3	2	2	4	4	+6
18	GK	LEPACEK Eduard	M	3	0	0	0	0	
21	GK	PASTUCHA Miroslav	M	3	0	0	0	0	
22	F	KORMAN David	M	3	3	5	8	0	+8
25	F	JOPPA Martin	M	3	4	3	7	6	+6
44	F	TURIC Robert	M	3	0	1	1	0	+1
45	F	VECEREK Milos	M	3	2	2	4	0	+2
66	D	FERENCIK Slavomir	M	3	0	1	1	6	+1

Head Coach: BIELECKA Radoslav

Legend:

<b>A</b> Assists	<b>D</b> Defence	<b>F</b> Forward	<b>G</b> Goals
<b>GA</b> Goals against	<b>GAA</b> Goals against as average per 45 minutes	<b>Gen</b> Gender	<b>GK</b> Goalkeeper
<b>GP</b> Games played	<b>M</b> Male	<b>MIP</b> Minutes and seconds played	<b>No.</b> Jersey number
<b>PIM</b> Penalties in minutes	<b>Pos.</b> Position	<b>PTS</b> Points	<b>SOG</b> Shots on goal
<b>SVS</b> Saves	<b>SVS%</b> Saves in percentage	<b>+/-</b> Plus/minus net	



Ice Hockey  
Mixed  
Round Robin

Line-ups  
As of THU 21 NOV 2019

GER - SVK

Referee

GERMANY-WALD Alex (USA)

Linesmen

NITTYLA Lari (FIN) , SOS Zoltan (HUN)

Goalkeepers

Team: GER

No.	Name	Gen
47	KUNST Simon	M
15	BRZOSKA Klaus	M

Team: SVK

No.	Name	Gen
18	LEPACEK Eduard	M
21	PASTUCHA Miroslav	M

Team Line-ups

Team: GER (white)

No.	Pos.	Name	Gen
52	D	PABST Robert +A	M
69	D	SKLORZ Lucas	M
43	F	HERING Bernhard	M
77	F	WEDDE Joerg +A	M
97	F	SCHRADER Felix	M
6	D	RAEDLER Hugo	M
83	D	PILZ Christian	M
3	F	DISVELD Bas +C	M
33	F	KUHLI-LAUENSTEIN Ingo	M
7	F	BENTZEN Finn	M
11	F	WOLFF Jacob	M
22	F	MUEHLHANS Veit	M

Head Coach: POKORNY Andreas

NOT DRESSED:

4	D	KRUEGER Nils	M
12	D	JASTER Christian	M

Team: SVK (blue)

No.	Pos.	Name	Gen
5	D	KASCAK Peter	M
11	F	LIGDA Marian +C	M
15	F	FOJTIK Erik +A	M
22	F	KORMAN David	M
25	F	JOPPA Martin +A	M
10	D	STIT Peter	M
66	D	FERENCIK Slavomir	M
6	F	RAUS Ales	M
7	F	STASAK Miroslav	M
45	F	VECEREK Milos	M
44	F	TURIC Robert	M

Head Coach: BIELECKA Radoslav

Legend:

<b>D</b>	Defence	<b>F</b>	Forward	<b>Gen</b>	Gender	<b>M</b>	Male
<b>No.</b>	Jersey number	<b>Pos.</b>	Position	<b>+A</b>	Assistant captain	<b>+C</b>	Captain



## Graphical Line-ups

As of THU 21 NOV 2019

### GER - SVK

#### Referee

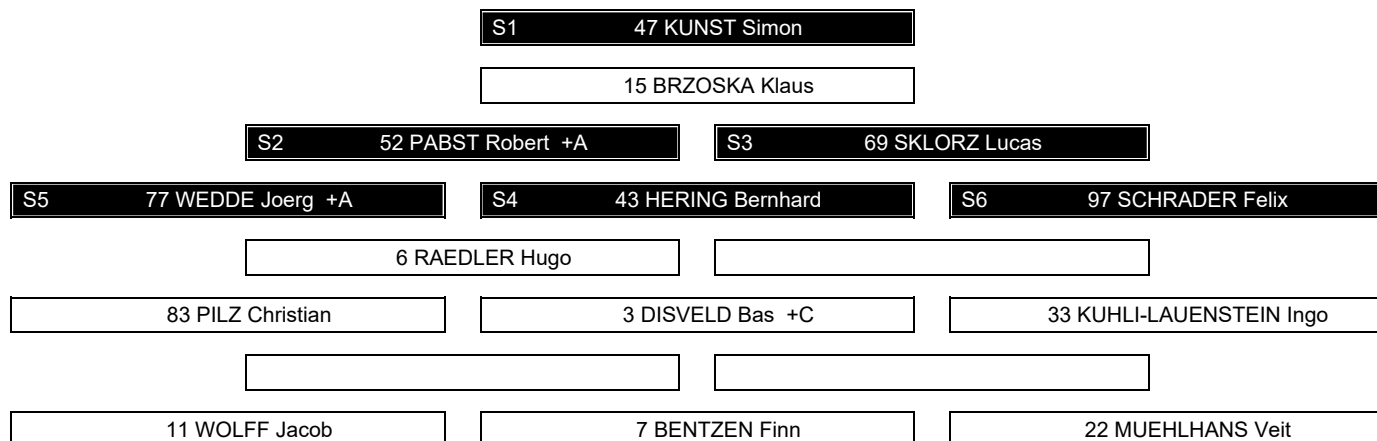
GERMANY-WALD Alex (USA)

#### Linesmen

NITTYLA Lari (FIN) , SOS Zoltan (HUN)

**Team:** GER - Germany (white)

**Head Coach:** POKORNY Andreas



**Team:** SVK - Slovakia (blue)

**Head Coach:** BIELECKA Radoslav



#### Legend:

**Sn** Starting position

**+A** Assistant captain

**+C** Captain



## Game Summary

As of THU 21 NOV 2019

GER - SVK 1 - 2 (1 - 0, 0 - 1, 0 - 0, 0 - 1)

Spectators	Referee	Linesmen
	GERMANY-WALD Alex (USA)	NITTYLA Lari (FIN) , SOS Zoltan (HUN)

## Team Statistics

Period	Score	SVS	SOG	PIM	TPP	PPG	SHG
1	1 : 0	3 : 8	9 : 3	2 : 2	02:00 : 02:00	0 : 0	0 : 0
2	0 : 1	5 : 9	9 : 6	4 : 0	00:00 : 04:00	0 : 0	0 : 0
3	0 : 0	2 : 4	4 : 2	0 : 0	00:00 : 00:00	0 : 0	0 : 0
OT	0 : 1	0 : 0	0 : 1	0 : 0	00:00 : 00:00	0 : 0	0 : 0
<b>Total</b>	<b>1 : 2</b>	<b>10 : 21</b>	<b>22 : 12</b>	<b>6 : 2</b>	<b>02:00 : 06:00</b>	<b>0 : 0</b>	<b>0 : 0</b>

## 1st Period

Action	Time	ET/Res	Team	Type	No.	Name	(G) Name of Assistant(s) / Action Description
GK	00:00		GER		47	KUNST S	- Goalkeeper in
GK	00:00		SVK		18	LEPACEK E	- Goalkeeper in
<b>Goal</b>	<b>05:46</b>	<b>1 : 0</b>	<b>GER</b>	<b>EQ</b>	<b>3</b>	<b>DISVELD B</b>	(6) 33 KUHLI-LAUENSTEIN I On Ice GER 47 3 6 33 69 97 97 SCHRADER F SVK 18 10 11 22 45 66
Penalty	06:33	08:33	SVK	2 min.	15	FOJTIK E	- Teeing
Penalty	12:22	14:22	GER	2 min.	6	RAEDLER H	- Holding an opponent

## 2nd Period

Action	Time	ET/Res	Team	Type	No.	Name	(G) Name of Assistant(s) / Action Description
<b>Goal</b>	<b>15:01</b>	<b>1 : 1</b>	<b>SVK</b>	<b>EQ</b>	<b>25</b>	<b>JOPPA M</b>	(5) On Ice GER 47 43 52 69 77 97 SVK 18 10 11 15 22 25
Penalty	15:18	17:18	GER	2 min.	6	RAEDLER H	- Interference
Penalty	19:42	21:42	GER	2 min.	77	WEDDE J	- Interference on a Goalkeeper
Time-out	23:24		GER				

## 3rd Period

No game actions in this period

## Overtime

Action	Time	ET/Res	Team	Type	No.	Name	(G) Name of Assistant(s) / Action Description
<b>Goal</b>	<b>45:16</b>	<b>1 : 2</b>	<b>SVK</b>	<b>EQ</b>	<b>45</b>	<b>VECEREK M</b>	(3) On Ice GER 47 43 52 69 97 SVK 18 15 25 45 66
GK	45:16		GER				47 KUNST S - Goalkeeper out
GK	45:16		SVK				18 LEPACEK E - Goalkeeper out

## Goalkeeper Records

Team : GER - Germany

No.	Name	SOG	SVS	MIP
47	KUNST Simon	12	10	45:16
15	BRZOSKA Klaus			

Team : SVK - Slovakia

No.	Name	SOG	SVS	MIP
18	LEPACEK Eduard	22	21	45:16
21	PASTUCHA Miroslav			

## Game Statistics

Team : GER (white)																								
Head Coach : POKORNY Andreas											Shots on Goal						Time on Ice							
No.	Pos.	Name	Gen	G	A	P	PIM	FO+	FO-	FO+/-	FO%	1	2	3	OT	TS	+/-	1	2	3	OT	TOT	SHF	AVG
43	F	HERING Bernhard	M	0	0	0	0	9	10	-1	47.37	3	2	1	0	6	-2	0:00	0:00	0:00	0:00	0:00	0	0:00
52	D	PABST Robert +A	M	0	0	0	0	0	0	0	0.00	1	1	0	0	2	-2	0:00	0:00	0:00	0:00	0:00	0	0:00
69	D	SKLORZ Lucas	M	0	0	0	0	0	0	0	0.00	0	2	0	0	2	-1	0:00	0:00	0:00	0:00	0:00	0	0:00
77	F	WEDDE Joerg +A	M	0	0	0	2	0	0	0	0.00	0	1	0	0	1	-1	0:00	0:00	0:00	0:00	0:00	0	0:00
97	F	SCHRADER Felix	M	0	1	1	0	0	0	0	0.00	2	0	0	0	2	-1	0:00	0:00	0:00	0:00	0:00	0	0:00
3	F	DISVELD Bas +C	M	1	0	1	0	1	3	-2	25.00	2	0	1	0	3	+1	0:00	0:00	0:00	0:00	0:00	0	0:00
6	D	RAEDLER Hugo	M	0	0	0	4	0	0	0	0.00	0	0	1	0	1	+1	0:00	0:00	0:00	0:00	0:00	0	0:00
33	F	KUHLI-LAUENSTEIN Ingo	M	0	1	1	0	2	7	-5	22.22	0	2	1	0	3	+1	0:00	0:00	0:00	0:00	0:00	0	0:00



# Ice Hockey

## Mixed

### Round Robin

Head Coach : POKORNY Andreas											Shots on Goal					Time on Ice								
No.	Pos.	Name	Gen	G	A	P	PIM	FO+	FO-	FO+/-	FO%	1	2	3	OT	TS	+/-	1	2	3	OT	TOT	SHF	AVG
83	D	PILZ Christian	M	0	0	0	0	0	0	0	0.00	1	1	0	0	2	0	0:00	0:00	0:00	0:00	0:00	0	0:00
7	F	BENTZEN Finn	M	0	0	0	0	0	0	0	0.00	0	0	0	0	0	0	0:00	0:00	0:00	0:00	0:00	0	0:00
11	F	WOLFF Jacob	M	0	0	0	0	0	0	0	0.00	0	0	0	0	0	0	0:00	0:00	0:00	0:00	0:00	0	0:00
22	F	MUEHLHANS Veit	M	0	0	0	0	0	0	0	0.00	0	0	0	0	0	0	0:00	0:00	0:00	0:00	0:00	0	0:00
15	GK	BRZOSKA Klaus	M	0	0	0	0					0	0	0	0	0								
47	GK	KUNST Simon (BP)	M	0	0	0	0					0	0	0	0	0								
Total				1	2	3	6	12	20	-8	37.50	9	9	4	0	22								

#### Team : SVK (blue)

Head Coach : BIELECKA Radoslav											Shots on Goal						Time on Ice							
No.	Pos.	Name	Gen	G	A	P	PIM	FO+	FO-	FO+/-	FO%	1	2	3	OT	TS	+/-	1	2	3	OT	TOT	SHF	AVG
5	D	KASCAK Peter	M	0	0	0	0	0	0	0	0.00	0	0	0	0	0	0	0:00	0:00	0:00	0:00	0:00	0	0:00
11	F	LIGDA Marian +C	M	0	0	0	0	8	6	2	57.14	0	1	2	0	3	0	0:00	0:00	0:00	0:00	0:00	0	0:00
15	F	FOJTIK Erik +A (BP)	M	0	0	0	2	0	0	0	0.00	0	0	0	0	0	+2	0:00	0:00	0:00	0:00	0:00	0	0:00
22	F	KORMAN David	M	0	0	0	0	0	0	0	0.00	0	0	0	0	0	0	0:00	0:00	0:00	0:00	0:00	0	0:00
25	F	JOPPA Martin +A	M	1	0	1	0	0	0	0	0.00	1	1	0	0	2	+2	0:00	0:00	0:00	0:00	0:00	0	0:00
6	F	RAUS Ales	M	0	0	0	0	0	0	0	0.00	0	0	0	0	0	0	0:00	0:00	0:00	0:00	0:00	0	0:00
7	F	STASAK Miroslav	M	0	0	0	0	12	6	6	66.67	1	2	0	0	3	0	0:00	0:00	0:00	0:00	0:00	0	0:00
10	D	STIT Peter	M	0	0	0	0	0	0	0	0.00	0	0	0	0	0	0	0:00	0:00	0:00	0:00	0:00	0	0:00
45	F	VECEREK Milos	M	1	0	1	0	0	0	0	0.00	0	2	0	1	3	0	0:00	0:00	0:00	0:00	0:00	0	0:00
66	D	FERENCIK Slavomir	M	0	0	0	0	0	0	0	0.00	1	0	0	0	1	0	0:00	0:00	0:00	0:00	0:00	0	0:00
44	F	TURIC Robert	M	0	0	0	0	0	0	0	0.00	0	0	0	0	0	0	0:00	0:00	0:00	0:00	0:00	0	0:00
18	GK	LEPACEK Eduard	M	0	0	0	0					0	0	0	0	0								
21	GK	PASTUCHA Miroslav	M	0	0	0	0					0	0	0	0	0								
Total				2	0	2	2	20	12	8	62.50	3	6	2	1	12								

### Round Robin

R	Team	GP	W	OTW	OTL	L	GDF	GF:GA	PTS
1	RUS	4	4	0	0	0	+63	64 : 1	12
2	SVK	4	2	1	0	1	+6	18 : 12	8
3	GER	4	2	0	1	1	+25	31 : 6	7
4	CHN	4	2	0	0	2	+17	23 : 6	6
5	POL	4	1	0	0	3	-56	3 : 59	3
6	GBR	4	0	0	0	4	-55	3 : 58	0

	CHN	GBR	GER	POL	RUS	SVK
CHN	*****	FRI 22 NOV 11:00	4:1	17:0	1:3	1:2
GBR	FRI 22 NOV 11:00	*****	0:16	2:3	0:25	1:14
GER	1:4	16:0	*****	13:0	FRI 22 NOV 19:00	1:2
POL	0:17	3:2	0:13	*****	0:27	FRI 22 NOV 15:00
RUS	3:1	25:0	FRI 22 NOV 19:00	27:0	*****	9:0
SVK	2:1	14:1	2:1	FRI 22 NOV 15:00	0:9	*****

#### Legend:

<b>(G)</b> Goals in tournament	<b>+/-</b> Plus/minus net	<b>+A</b> Assistant captain	<b>+C</b> Captain
<b>A</b> Assists	<b>D</b> Defence	<b>EQ</b> Equal strength	<b>ET/Res</b> Penalty end time/Result of game
<b>F</b> Forward	<b>FO-</b> Face-offs lost	<b>FO%</b> Face-offs won as percentage	<b>FO+</b> Face-offs won
<b>FO+/-</b> Face-offs net	<b>G</b> Goals	<b>GA</b> Goals against	<b>GDF</b> Goal difference
<b>Gen</b> Gender	<b>GF</b> Goals for	<b>GK</b> Goalkeeper	<b>GP</b> Games played
<b>L</b> Losses	<b>M</b> Male	<b>MIP</b> Minutes in play (GK)	<b>No.</b> Jersey number
<b>OT</b> Overtime	<b>OTL</b> Overtime losses	<b>OTW</b> Overtime wins	<b>P</b> Points
<b>PIM</b> Penalties in minutes	<b>Pos.</b> Position	<b>PPG</b> Power play goals	<b>PTS</b> Points
<b>R</b> Rank	<b>SHG</b> Shorthanded goals	<b>SOG</b> Shots on goal	<b>SVS</b> Saves
<b>TPP</b> Time on power play	<b>TS</b> Total shots	<b>W</b> Wins	



Ice Hockey  
Mixed  
Round Robin

Shot Chart  
As of THU 21 NOV 2019

GER - SVK


Shots by SVK

Goals (o): 0

SSG (+): 3

SSP (-): 0

SPG (-): 5



GK 47 of GER



Period: 1




Shots by GER

Goals (o): 1

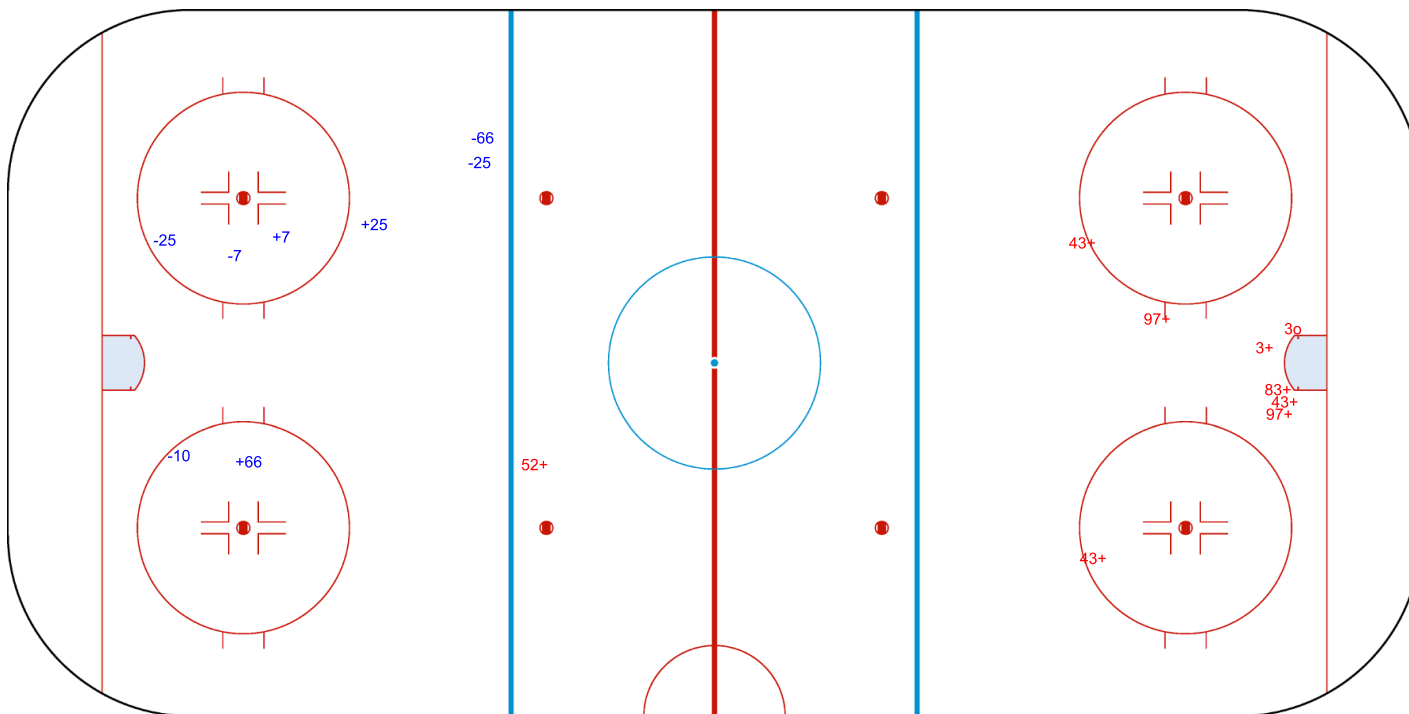
SSG (+): 8

SSP (>): 0

SPG (-): 0



GK 18 of SVK



Legend:

GK

Goalkeeper

SPG

Shots past goal

SSG

Shots saved by goalkeeper

SSP

Shots saved by player



Ice Hockey  
Mixed  
Round Robin

Shot Chart  
As of THU 21 NOV 2019

GER - SVK


Shots by GER

Goals (o): 0

SSG (+): 9

SSP (-): 0

SPG (-): 1



GK 18 of SVK



Period: 2




Shots by SVK

Goals (o): 1

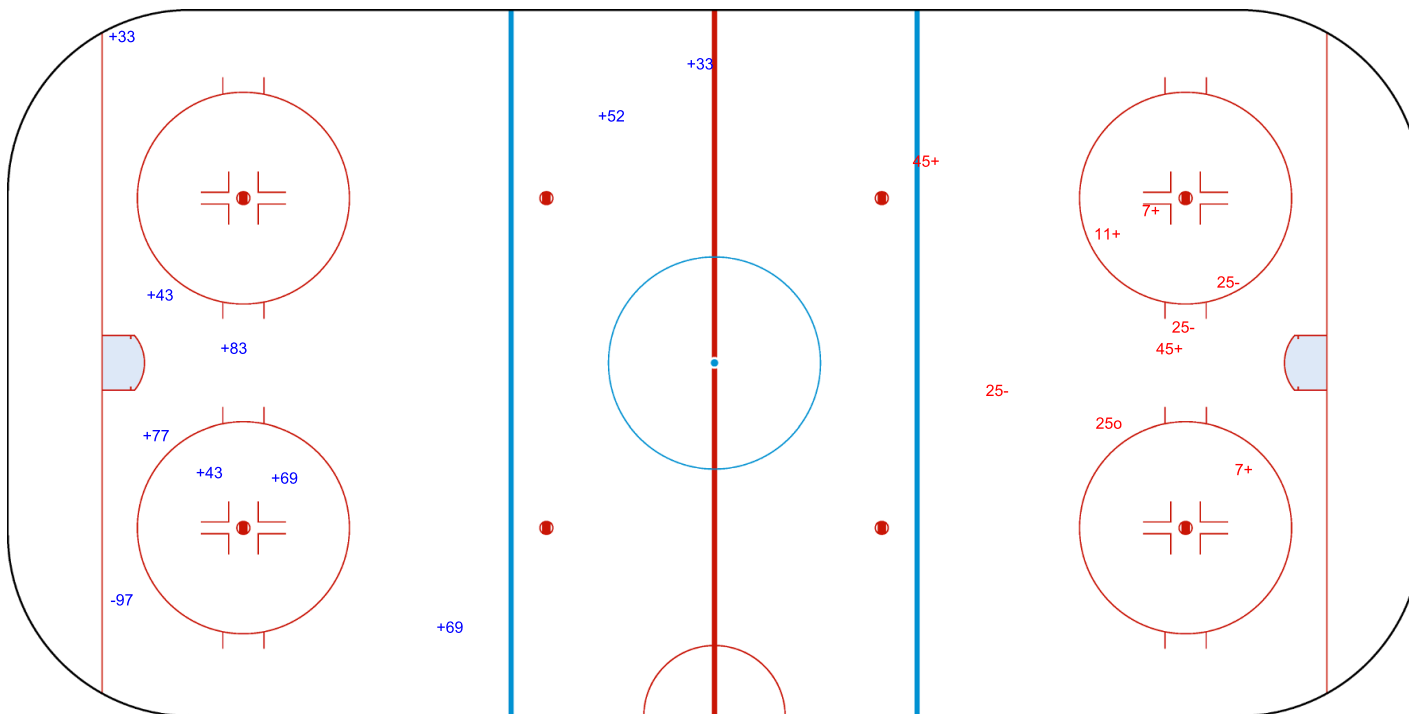
SSG (+): 5

SSP (>): 0

SPG (-): 3



GK 47 of GER



Legend:

GK

Goalkeeper

SPG

Shots past goal

SSG

Shots saved by goalkeeper

SSP

Shots saved by player



Ice Hockey  
Mixed  
Round Robin

Shot Chart  
As of THU 21 NOV 2019

GER - SVK


Shots by SVK

Goals (o): 0

SSG (+): 2

SSP (-): 2

SPG (-): 1



GK 47 of GER



Period: 3



Shots by GER

Goals (o): 0

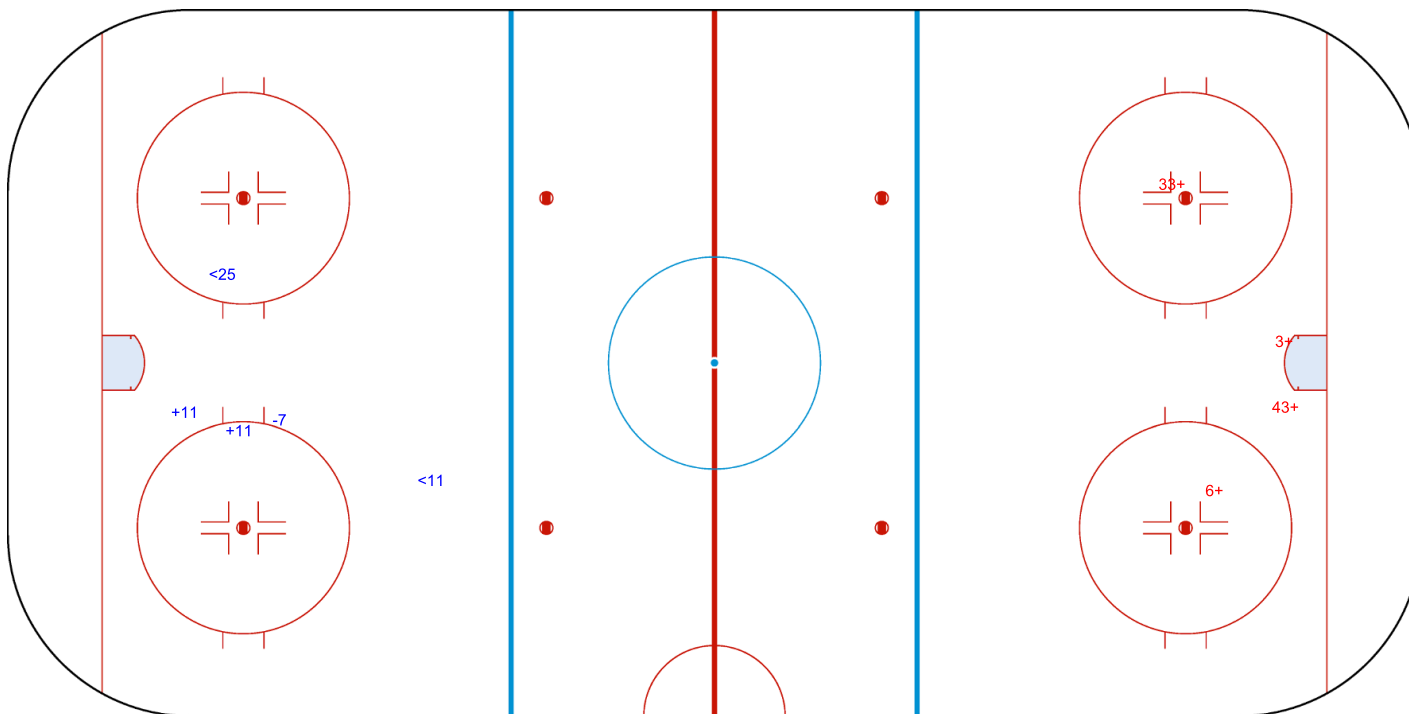
SSG (+): 4

SSP (>): 0

SPG (-): 0



GK 18 of SVK



Legend:							
<b>GK</b>	Goalkeeper	<b>SPG</b>	Shots past goal	<b>SSG</b>	Shots saved by goalkeeper	<b>SSP</b>	Shots saved by player



Ice Hockey  
Mixed  
Round Robin

Shot Chart  
As of THU 21 NOV 2019

GER - SVK

Shots by SVK

Goals (o): 1

SSG (+): 0

SSP (-): 0

SPG (-): 0

o45

GK 47 of GER



Overtime



Shots by GER

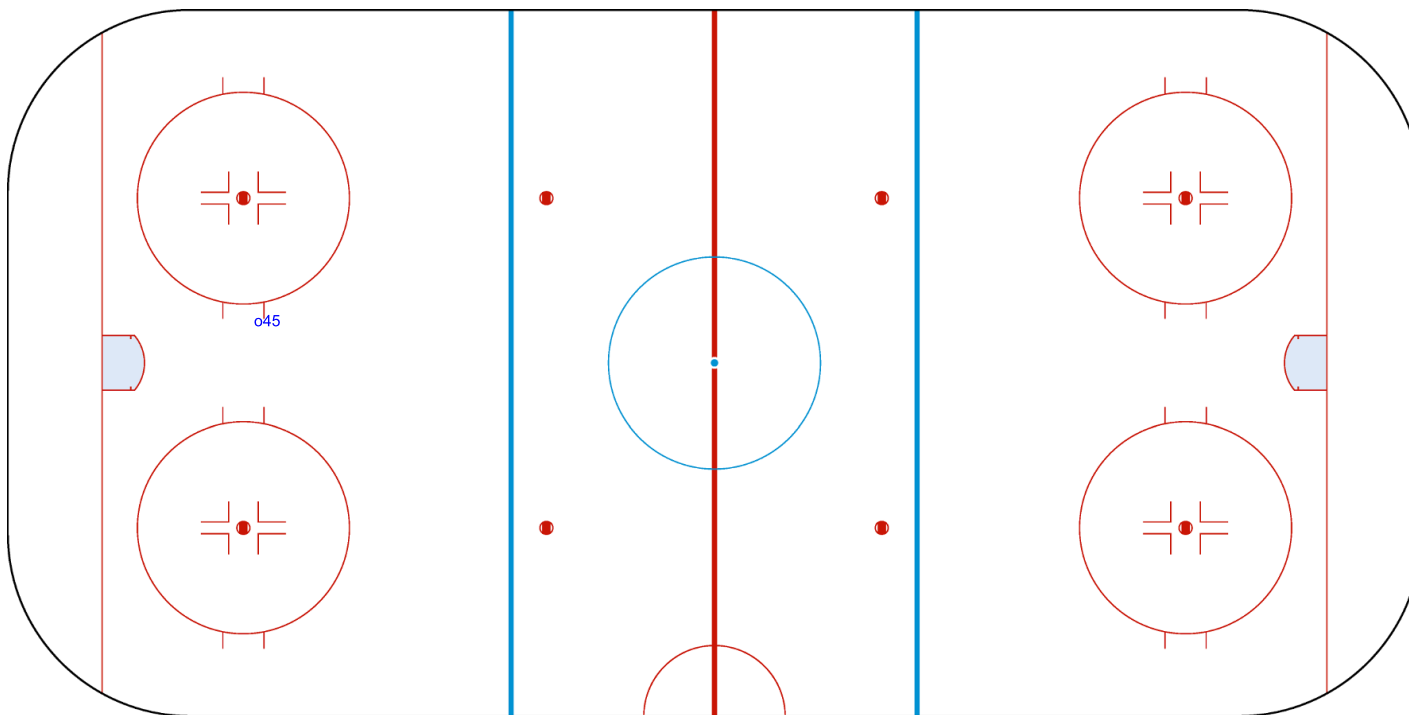
Goals (o): 0

SSG (+): 0

SSP (>): 0

SPG (-): 0

GK 18 of SVK



Legend:

**GK** Goalkeeper

**SPG** Shots past goal

**SSG** Shots saved by goalkeeper

**SSP** Shots saved by player

**Face-off Chart**  
As of THU 21 NOV 2019  
**GER - SVK**

**PERIOD 1**

Total wins / period	GER		SVK		GER		SVK		Total wins all zones	
	Def. zone	Att. zone	Neutral zone		Att. zone	Def. zone				
	- 43	+ 11	- 43	+ 11	- 33	+ 7				
	- 43	+ 11	- 43	+ 7	- 33	+ 7				
	+ 43	- 7			- 33	+ 11				
	- 43	+ 7			+ 43	- 7				
	- 33	+ 7			- 33	+ 7				
	+ 33	- 11			- 33	+ 7				
	- 43	+ 11			- 3	+ 7				
					- 3	+ 7				

**PERIOD 2**

Total wins / period	GER		SVK		GER		SVK		Total wins all zones	
	Def. zone	Att. zone	Neutral zone		Att. zone	Def. zone				
	+ 43	- 11	+ 43	- 11	+ 43	- 7				
	+ 43	- 7	+ 43	- 11	+ 33	- 7				
	- 43	+ 11			+ 43	- 11				
	- 33	+ 7								
	+ 3	- 7								
	- 43	+ 11								
	3 / 50%	3 / 50%	2 / 100%	0 / 0%	3 / 100%	0 / 0%	GER	SVK		
							8 / 73%	3 / 27%		

**PERIOD 3**

Total wins / period	<table><tr><th>GER</th><th>SVK</th></tr><tr><th>Def. zone</th><th>Att. zone</th></tr><tr><td colspan="2"></td></tr></table>	GER	SVK	Def. zone	Att. zone			<table><tr><th>GER</th><th>SVK</th></tr><tr><th colspan="2">Neutral zone</th></tr><tr><td colspan="2">- 43                      + 11</td></tr><tr><td>0 / 0%</td><td>1 / 100%</td></tr></table>	GER	SVK	Neutral zone		- 43                      + 11		0 / 0%	1 / 100%	<table><tr><th>GER</th><th>SVK</th></tr><tr><th>Att. zone</th><th>Def. zone</th></tr><tr><td colspan="2">+ 43                      - 11 - 3                          + 7</td></tr><tr><td>1 / 50%</td><td>1 / 50%</td></tr></table>	GER	SVK	Att. zone	Def. zone	+ 43                      - 11 - 3                          + 7		1 / 50%	1 / 50%	<table><tr><th colspan="2">Total wins all zones</th></tr><tr><th>GER</th><th>SVK</th></tr><tr><td>1 / 33%</td><td>2 / 67%</td></tr></table>	Total wins all zones		GER	SVK	1 / 33%	2 / 67%
	GER	SVK																														
	Def. zone	Att. zone																														
GER	SVK																															
Neutral zone																																
- 43                      + 11																																
0 / 0%	1 / 100%																															
GER	SVK																															
Att. zone	Def. zone																															
+ 43                      - 11 - 3                          + 7																																
1 / 50%	1 / 50%																															
Total wins all zones																																
GER	SVK																															
1 / 33%	2 / 67%																															

**OVERTIME**

Total wins / period	GER		SVK		GER		SVK		Total wins all zones	
	Def. zone		Att. zone		Neutral zone		Att. zone			
					- 43		+ 7			
					0 / 0%		1 / 100%			

GER		SVK	
0 / 0%		1 / 100%	

**TOTAL**





**Ice Hockey**  
**Mixed**  
**Round Robin**

Total wins / game	GER	SVK	GER	SVK	GER	SVK	Total wins all zones	
	Def. zone	Att. zone	Neutral zone		Att. zone	Def. zone		
							GER	SVK
	5 / 38%	8 / 62%	2 / 33%	4 / 67%	5 / 38%	8 / 62%	12 / 38%	20 / 62%

## HEAD TO HEAD

		SVK						
GER	No.	7	11	Tot	wins GER	Dz	Nz	Az
	3	1 - 3		4	1 25%	1 100%		0 0%
	33	1 - 6	1 - 1	9	2 22%	1 33%		1 17%
	43	4 - 3	5 - 7	19	9 47%	3 33%	2 33%	4 100%
	<b>Tot</b>	18	14	32	12 38%	5 38%	2 33%	5 38%
	<b>wins SVK</b>	12 67%	8 57%	20 62%				
	<b>Dz</b>	7 70%	1 33%	8 62%				
	<b>Nz</b>	2 100%	2 50%	4 67%				
	<b>Az</b>	3 50%	5 71%	8 62%				

**Legend:**

**Az** Attacking zone      **Dz** Defending zone      **No.** Jersey number      **Nz** Neutral zone      **Tot** Total face-offs played



## Game Roster

As of FRI 22 NOV 2019

### GBR - CHN

#### Referee

GERMANY-WALD Alex (USA)

#### Linesmen

HUS Igor (SVK) , LONNQVIST Tom (FIN)

#### Goalkeepers

Team: GBR

No.	Name	Gen	GP	MIP	GA	SVS	SOG	SVS%	GAA
20	HACKWORTH Bryan	M	4	180:00	58	98	156	62.82	14.50

#### Team Roster

Team: GBR (blue)

No.	Pos.	Name	Gen	GP	G	A	PTS	PIM	+/-
4	F	WOOLLIAS Matt	M	4	2	1	3	16	-43
5	D	CLARKSON Matt	M	4	0	0	0	4	-45
6	F	NICHOLSON Karl	M	4	0	2	2	6	-42
9	F	CHRISTOPHER Tyler	M	4	1	1	2	4	-44
13	D	LAHAN Dean	M	4	0	0	0	0	-2
14	F	BOOTH Anthony	M	4	0	0	0	0	-13
20	GK	HACKWORTH Bryan	M	4	0	0	0	0	
22	D	le GALLOUDEC Jonathon	M	4	0	0	0	4	-42
28	D	COLQUITT Mark	M	4	0	0	0	0	-14
94	F	QUINN Martin	M	4	0	0	0	0	-7

Head Coach: OFFERS Ian

Team: CHN

No.	Name	Gen	GP	MIP	GA	SVS	SOG	SVS%	GAA
1	WANG Wei	M	4	90:00	3	19	22	86.36	1.50
20	JI Yan Zhao	M	4	90:00	3	31	34	91.18	1.50

Team: CHN (yellow)

No.	Pos.	Name	Gen	GP	G	A	PTS	PIM	+/-
1	GK	WANG Wei	M	4	0	0	0	0	
5	F	BAI Xue Song	M	4	0	2	2	2	+8
7	D	XU Jin Qiang	M	4	0	1	1	6	+12
8	F	WANG Zhi Dong	M	4	1	3	4	10	+5
10	D	LI Zhen Yang	M	3	1	0	1	0	-1
12	F	CHE Hang	M	2	2	0	2	0	+5
15	F	SONG Xiao Dong	M	4	2	1	3	2	+4
16	F	GUO Xi Zhu	M	4	1	3	4	0	+10
17	F	SHEN Yi Feng	M	4	4	3	7	2	+5
18	F	WANG Ju Jiang	M	4	3	1	4	0	+4
19	F	ZHANG Zheng	M	4	1	3	4	2	+6
20	GK	JI Yan Zhao	M	4	0	0	0	0	
22	D	HU Guang Jian	M	4	1	1	2	2	+2
23	F	CUI Yo Tao	M	2	1	0	1	2	+2
24	D	ZHU Zhan Fu	M	4	0	1	1	8	+3
28	F	TIAN Jin Tao	M	4	4	2	6	4	+7
30	F	QIU Dian Peng	M	1	2	0	2	0	+6

Head Coach: SHARSHUKOV Nikolay

#### Legend:

<b>A</b> Assists	<b>D</b> Defence	<b>F</b> Forward	<b>G</b> Goals
<b>GA</b> Goals against	<b>GAA</b> Goals against as average per 45 minutes	<b>Gen</b> Gender	<b>GK</b> Goalkeeper
<b>GP</b> Games played	<b>M</b> Male	<b>MIP</b> Minutes and seconds played	<b>No.</b> Jersey number
<b>PIM</b> Penalties in minutes	<b>Pos.</b> Position	<b>PTS</b> Points	<b>SOG</b> Shots on goal
<b>SVS</b> Saves	<b>SVS%</b> Saves in percentage	<b>+/-</b> Plus/minus net	



Ice Hockey  
Mixed  
Round Robin

Line-ups  
As of FRI 22 NOV 2019

GBR - CHN

Referee

GERMANY-WALD Alex (USA)

Linesmen

HUS Igor (SVK) , LONNQVIST Tom (FIN)

Goalkeepers

Team: GBR

No.	Name	Gen
20	HACKWORTH Bryan	M

Team: CHN

No.	Name	Gen
20	JI Yan Zhao	M
1	WANG Wei	M

Team Line-ups

Team: GBR (blue)

No.	Pos.	Name	Gen
5	D	CLARKSON Matt +A	M
22	D	le GALLOUDEC Jonathon	M
4	F	WOOLLIAS Matt	M
6	F	NICHOLSON Karl +A	M
9	F	CHRISTOPHER Tyler +C	M
13	D	LAHAN Dean	M
28	D	COLQUITT Mark	M
14	F	BOOTH Anthony	M
94	F	QUINN Martin	M

Team: CHN (yellow)

No.	Pos.	Name	Gen
7	D	XU Jin Qiang +C	M
10	D	LI Zhen Yang	M
8	F	WANG Zhi Dong	M
16	F	GUO Xi Zhu	M
17	F	SHEN Yi Feng	M
22	D	HU Guang Jian	M
24	D	ZHU Zhan Fu	M
15	F	SONG Xiao Dong	M
18	F	WANG Ju Jiang	M
19	F	ZHANG Zheng	M
5	F	BAI Xue Song +A	M
28	F	TIAN Jin Tao	M
30	F	QIU Dian Peng	M

Head Coach: OFFERS Ian

Head Coach: SHARSHUKOV Nikolay

NOT DRESSED:

12	F	CHE Hang	M
23	F	CUI Yo Tao	M

Legend:

<b>D</b>	Defence	<b>F</b>	Forward	<b>Gen</b>	Gender	<b>M</b>	Male
<b>No.</b>	Jersey number	<b>Pos.</b>	Position	<b>+A</b>	Assistant captain	<b>+C</b>	Captain

## Graphical Line-ups

As of FRI 22 NOV 2019

### GBR - CHN

#### Referee

GERMANY-WALD Alex (USA)

#### Linesmen

HUS Igor (SVK) , LONNQVIST Tom (FIN)

**Team:** GBR - Great Britain (blue)

**Head Coach:** OFFERS Ian

S1 20 HACKWORTH Bryan

S2 5 CLARKSON Matt +A

S3 22 le GALLOUDEC Jonathon

S6 9 CHRISTOPHER Tyler +C

S5 6 NICHOLSON Karl +A

S4 4 WOOLLIAS Matt

28 COLQUITT Mark

13 LAHAN Dean

14 BOOTH Anthony

94 QUINN Martin

**Team:** CHN - China (yellow)

**Head Coach:** SHARSHUKOV Nikolay

S1 20 JI Yan Zhao

1 WANG Wei

S3 10 LI Zhen Yang

S2 7 XU Jin Qiang +C

S5 16 GUO Xi Zhu

S6 17 SHEN Yi Feng

S4 8 WANG Zhi Dong

24 ZHU Zhan Fu

22 HU Guang Jian

15 SONG Xiao Dong

19 ZHANG Zheng

18 WANG Ju Jiang

30 QIU Dian Peng

5 BAI Xue Song +A

28 TIAN Jin Tao

#### Legend:

**Sn** Starting position

**+A** Assistant captain

**+C** Captain

## Game Summary

As of FRI 22 NOV 2019

GBR - CHN 0 - 17 (0 - 7 , 0 - 3 , 0 - 7)

Spectators	Referee	Linesmen
125	GERMANY-WALD Alex (USA)	HUS Igor (SVK) , LONNQVIST Tom (FIN)

## Team Statistics

Period	Score	SVS	SOG	PIM	TPP	PPG	SHG
1	0 : 7	11 : 2	2 : 18	2 : 2	00:00 : 01:49	0 : 1	0 : 0
2	0 : 3	12 : 1	1 : 15	2 : 2	04:00 : 02:00	0 : 0	0 : 0
3	0 : 7	7 : 2	2 : 14	0 : 8	06:27 : 00:00	0 : 0	0 : 4
<b>Total</b>	<b>0 : 17</b>	<b>30 : 5</b>	<b>5 : 47</b>	<b>4 : 12</b>	<b>10:27 : 03:49</b>	<b>0 : 1</b>	<b>0 : 4</b>

## 1st Period

Action	Time	ET/Res	Team	Type	No.	Name	(G)	Name of Assistant(s) / Action Description
GK	00:00		GBR		20	HACKWORTH B		- Goalkeeper in
GK	00:00		CHN		20	JI YZ		- Goalkeeper in
<b>Goal</b>	<b>02:19</b>	<b>0 : 1</b>	<b>CHN</b>	<b>EQ</b>	<b>5</b>	<b>BAI XS</b>	(1)	18 WANG JJ 22 HU GJ On Ice GBR 20 4 5 6 9 22 CHN 20 5 7 10 18 28
<b>Goal</b>	<b>03:21</b>	<b>0 : 2</b>	<b>CHN</b>	<b>EQ</b>	<b>28</b>	<b>TIAN JT</b>	(5)	5 BAI XS On Ice GBR 20 4 5 6 14 28 CHN 20 5 7 10 28 30
<b>Goal</b>	<b>04:14</b>	<b>0 : 3</b>	<b>CHN</b>	<b>EQ</b>	<b>8</b>	<b>WANG ZD</b>	(2)	16 GUO XZ 22 HU GJ On Ice GBR 20 4 5 6 22 94 CHN 20 8 16 17 22 24
<b>Goal</b>	<b>07:09</b>	<b>0 : 4</b>	<b>CHN</b>	<b>EQ</b>	<b>8</b>	<b>WANG ZD</b>	(3)	17 SHEN YF On Ice GBR 20 4 5 6 9 22 CHN 20 7 8 10 16 17
<b>Goal</b>	<b>08:58</b>	<b>0 : 5</b>	<b>CHN</b>	<b>EQ</b>	<b>17</b>	<b>SHEN YF</b>	(5)	18 WANG JJ 28 TIAN JT On Ice GBR 20 4 5 6 9 22 CHN 20 15 17 18 28 30
<b>Goal</b>	<b>09:46</b>	<b>0 : 6</b>	<b>CHN</b>	<b>EQ</b>	<b>30</b>	<b>QIU DP</b>	(3)	28 TIAN JT 7 XU JQ On Ice GBR 20 4 5 6 9 28 CHN 20 5 7 10 28 30
Penalty	10:21	12:10	GBR	2 min.	4	WOOLLIAS M		- Teeing
<b>Goal</b>	<b>12:10</b>	<b>0 : 7</b>	<b>CHN</b>	<b>PP1</b>	<b>30</b>	<b>QIU DP</b>	(4)	22 HU GJ On Ice GBR 20 6 9 22 28 CHN 20 5 22 24 28 30 *
Penalty	15:00	17:00	CHN	2 min.	15	SONG XD		- Slashing

## 2nd Period

Action	Time	ET/Res	Team	Type	No.	Name	(G)	Name of Assistant(s) / Action Description
<b>Goal</b>	<b>18:50</b>	<b>0 : 8</b>	<b>CHN</b>	<b>EQ</b>	<b>15</b>	<b>SONG XD</b>	(3)	22 HU GJ On Ice GBR 20 4 5 6 9 22 CHN 20 15 18 19 22 24
Penalty	19:51	21:51	CHN	2 min.	7	XU JQ		- Teeing
Penalty	24:21	26:21	GBR	2 min.	5	CLARKSON M		- Slashing
<b>Goal</b>	<b>26:40</b>	<b>0 : 9</b>	<b>CHN</b>	<b>EQ</b>	<b>28</b>	<b>TIAN JT</b>	(6)	On Ice GBR 20 4 5 6 9 22 CHN 20 5 17 24 28 30
<b>Goal</b>	<b>29:37</b>	<b>0 : 10</b>	<b>CHN</b>	<b>EQ</b>	<b>19</b>	<b>ZHANG Z</b>	(2)	15 SONG XD 18 WANG JJ On Ice GBR 20 4 5 6 22 94 CHN 20 15 18 19 22 24

## 3rd Period

Action	Time	ET/Res	Team	Type	No.	Name	(G)	Name of Assistant(s) / Action Description
GK	30:00		CHN		1	WANG W		- Goalkeeper in
<b>Goal</b>	<b>30:19</b>	<b>0 : 11</b>	<b>CHN</b>	<b>EQ</b>	<b>8</b>	<b>WANG ZD</b>	(4)	17 SHEN YF 16 GUO XZ On Ice GBR 20 4 5 6 9 22 CHN 1 7 8 10 16 17
Penalty	31:41	33:41	CHN	2 min.	7	XU JQ		- Teeing
<b>Goal</b>	<b>33:03</b>	<b>0 : 12</b>	<b>CHN</b>	<b>SH1</b>	<b>5</b>	<b>BAI XS</b>	(2)	10 LI ZY On Ice GBR 20 4 5 9 14 22 CHN 1 5 10 28 30
<b>Goal</b>	<b>35:03</b>	<b>0 : 13</b>	<b>CHN</b>	<b>EQ</b>	<b>24</b>	<b>ZHU ZF</b>	(1)	8 WANG ZD On Ice GBR 20 4 5 9 28 94 CHN 1 8 16 18 19 24
<b>Goal</b>	<b>35:45</b>	<b>0 : 14</b>	<b>CHN</b>	<b>EQ</b>	<b>18</b>	<b>WANG JJ</b>	(4)	15 SONG XD On Ice GBR 20 6 13 22 28 94 CHN 1 7 10 15 18 19
Penalty	39:35	41:35	CHN	2 min.	-	Team penalty		- Too Many Men / Served by: 30 QIU DP
Penalty	40:02	42:02	CHN	2 min.	22	HU GJ		- Elbowing



# Ice Hockey

## Mixed

### Round Robin

Action	Time	ET/Res	Team	Type	No.	Name	(G)	Name of Assistant(s) / Action Description
Goal	40:22	0 : 15	CHN	SH2	17	SHEN YF	(6)	On Ice GBR 20 4 5 6 9 22 CHN 1 7 8 17
Time-out	41:17		GBR					
Goal	41:17	0 : 16	CHN	SH2	17	SHEN YF	(7)	7 XU JQ On Ice GBR 20 4 5 6 9 22 CHN 1 7 8 17
Penalty	42:44	44:44	CHN	2 min.	5	BAI XS	- Interference	
Goal	43:06	0 : 17	CHN	SH1	10	LI ZY	(2)	17 SHEN YF On Ice GBR 20 4 5 6 9 22 CHN 1 7 8 10 17
GK	45:00		GBR					20 HACKWORTH B - Goalkeeper out
GK	45:00		CHN					1 WANG W - Goalkeeper out

### Goalkeeper Records

Team : GBR - Great Britain

No.	Name	SOG	SVS	MIP
20	HACKWORTH Bryan	47	30	45:00

Team : CHN - China

No.	Name	SOG	SVS	MIP
20	JI Yan Zhao	3	3	30:00
1	WANG Wei	2	2	15:00

### Game Statistics

Team : GBR (blue)

Head Coach : OFFERS Ian											Shots on Goal					Time on Ice									
No.	Pos.	Name	Gen	G	A	P	PIM	FO+	FO-	FO+/-	FO%	1	2	3	OT	TS	+/-	1	2	3	OT	TOT	SHF	AVG	
4	F	WOOLLIAS Matt	M	0	0	0	2	0	0	0	0.00	2	1	0	3	-15	0:00	0:00	0:00			0:00	0	0:00	
5	D	CLARKSON Matt +A	M	0	0	0	2	0	0	0	0.00	0	0	1	1	-15	0:00	0:00	0:00			0:00	0	0:00	
6	F	NICHOLSON Karl +A (BP)	M	0	0	0	0	20	20	0	50.00	0	0	1	1	-14	0:00	0:00	0:00			0:00	0	0:00	
9	F	CHRISTOPHER Tyler +C	M	0	0	0	0	2	1	1	66.67	0	0	0	0	-12	0:00	0:00	0:00			0:00	0	0:00	
22	D	le GALLOUDEC Jonathon	M	0	0	0	0	0	0	0	0.00	0	0	0	0	-13	0:00	0:00	0:00			0:00	0	0:00	
13	D	LAHAN Dean	M	0	0	0	0	0	0	0	0.00	0	0	0	0	-1	0:00	0:00	0:00			0:00	0	0:00	
14	F	BOOTH Anthony	M	0	0	0	0	2	4	-2	33.33	0	0	0	0	-2	0:00	0:00	0:00			0:00	0	0:00	
28	D	COLQUITT Mark	M	0	0	0	0	0	0	0	0.00	0	0	0	0	-4	0:00	0:00	0:00			0:00	0	0:00	
94	F	QUINN Martin	M	0	0	0	0	0	0	0	0.00	0	0	0	0	-4	0:00	0:00	0:00			0:00	0	0:00	
20	GK	HACKWORTH Bryan	M	0	0	0	0					0	0	0	0										
Total				0	0	0	4	24	25	-1	48.98	2	1	2	5										

Team : CHN (yellow)

Head Coach : SHARSHUKOV Nikolay											Shots on Goal						Time on Ice							
No.	Pos.	Name	Gen	G	A	P	PIM	FO+	FO-	FO+/-	FO%	1	2	3	OT	TS	+/-	1	2	3	OT	TOT	SHF	AVG
7	D	XU Jin Qiang +C	M	0	2	2	4	0	0	0	0.00	0	0	0	0	0	+9	0:00	0:00	0:00		0:00	0	0:00
8	F	WANG Zhi Dong	M	3	1	4	0	6	8	-2	42.86	3	1	2		6	+7	0:00	0:00	0:00		0:00	0	0:00
10	D	LI Zhen Yang	M	1	1	2	0	0	2	-2	0.00	0	1	1		2	+8	0:00	0:00	0:00		0:00	0	0:00
16	F	GUO Xi Zhu	M	0	2	2	0	0	0	0	0.00	3	1	0		4	+4	0:00	0:00	0:00		0:00	0	0:00
17	F	SHEN Yi Feng	M	3	3	6	0	0	0	0	0.00	2	4	3		9	+8	0:00	0:00	0:00		0:00	0	0:00
15	F	SONG Xiao Dong	M	1	2	3	2	0	1	-1	0.00	1	1	0		2	+4	0:00	0:00	0:00		0:00	0	0:00
18	F	WANG Ju Jiang	M	1	3	4	0	1	0	1	100.00	0	2	2		4	+6	0:00	0:00	0:00		0:00	0	0:00
19	F	ZHANG Zheng (BP)	M	1	0	1	0	6	6	0	50.00	1	1	0		2	+4	0:00	0:00	0:00		0:00	0	0:00
22	D	HU Guang Jian	M	0	4	4	2	0	1	-1	0.00	0	0	0		0	+3	0:00	0:00	0:00		0:00	0	0:00
24	D	ZHU Zhan Fu	M	1	0	1	0	0	0	0	0.00	0	0	2		2	+5	0:00	0:00	0:00		0:00	0	0:00
5	F	BAI Xue Song +A	M	2	1	3	2	12	5	7	70.59	1	1	1		3	+5	0:00	0:00	0:00		0:00	0	0:00
28	F	TIAN Jin Tao	M	2	2	4	0	0	0	0	0.00	4	2	2		8	+6	0:00	0:00	0:00		0:00	0	0:00
30	F	QIU Dian Peng	M	2	0	2	0	0	1	-1	0.00	3	1	1		5	+5	0:00	0:00	0:00		0:00	0	0:00
1	GK	WANG Wei	M	0	0	0	0					0	0	0		0								
20	GK	JI Yan Zhao	M	0	0	0	0					0	0	0		0								
Total				17	21	38	10	25	24	1	51.02	18	15	14		47								



# Ice Hockey

## Mixed

### Round Robin

#### Round Robin

R	Team	GP	W	OTW	OTL	L	GDF	GF : GA	PTS
1	RUS	4	4	0	0	0	+63	64 : 1	12
2	CHN	5	3	0	0	2	+34	40 : 6	9
3	SVK	4	2	1	0	1	+6	18 : 12	8
4	GER	4	2	0	1	1	+25	31 : 6	7
5	POL	4	1	0	0	3	-56	3 : 59	3
6	GBR	5	0	0	0	5	-72	3 : 75	0

	CHN	GBR	GER	POL	RUS	SVK
CHN	*****	17:0	4:1	17:0	1:3	1:2
GBR	0:17	*****	0:16	2:3	0:25	1:14
GER	1:4	16:0	*****	13:0	FRI 22 NOV 19:00	1:2
POL	0:17	3:2	0:13	*****	0:27	FRI 22 NOV 15:00
RUS	3:1	25:0	FRI 22 NOV 19:00	27:0	*****	9:0
SVK	2:1	14:1	2:1	FRI 22 NOV 15:00	0:9	*****

#### Legend:

<b>(G)</b>	Goals in tournament	<b>*</b>	does not count for Plus/minus	<b>+/-</b>	Plus/minus net	<b>+A</b>	Assistant captain
<b>+C</b>	Captain	<b>A</b>	Assists	<b>D</b>	Defence	<b>EQ</b>	Equal strength
<b>ET/Res</b>	Penalty end time/Result of game	<b>F</b>	Forward	<b>FO-</b>	Face-offs lost	<b>FO%</b>	Face-offs won as percentage
<b>FO+</b>	Face-offs won	<b>FO+/-</b>	Face-offs net	<b>G</b>	Goals	<b>GA</b>	Goals against
<b>GDF</b>	Goal difference	<b>Gen</b>	Gender	<b>GF</b>	Goals for	<b>GK</b>	Goalkeeper
<b>GP</b>	Games played	<b>L</b>	Losses	<b>M</b>	Male	<b>MIP</b>	Minutes in play (GK)
<b>No.</b>	Jersey number	<b>OT</b>	Overtime	<b>OTL</b>	Overtime losses	<b>OTW</b>	Overtime wins
<b>P</b>	Points	<b>PIM</b>	Penalties in minutes	<b>Pos.</b>	Position	<b>PP1</b>	Power play - 1 player
<b>PPG</b>	Power play goals	<b>PTS</b>	Points	<b>R</b>	Rank	<b>SH1</b>	Shorthanded - 1 player
<b>SH2</b>	Shorthanded - 2 players	<b>SHG</b>	Shorthanded goals	<b>SOG</b>	Shots on goal	<b>SVS</b>	Saves
<b>TTP</b>	Time on power play	<b>TS</b>	Total shots	<b>W</b>	Wins		




Ice Hockey  
Mixed  
Round Robin

Shot Chart  
As of FRI 22 NOV 2019

GBR - CHN

Shots by GBR

Goals (o): 0      SSG (+): 2  
SSP (-): 0      SPG (-): 1



GK 20 of CHN

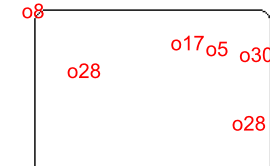


Period: 1

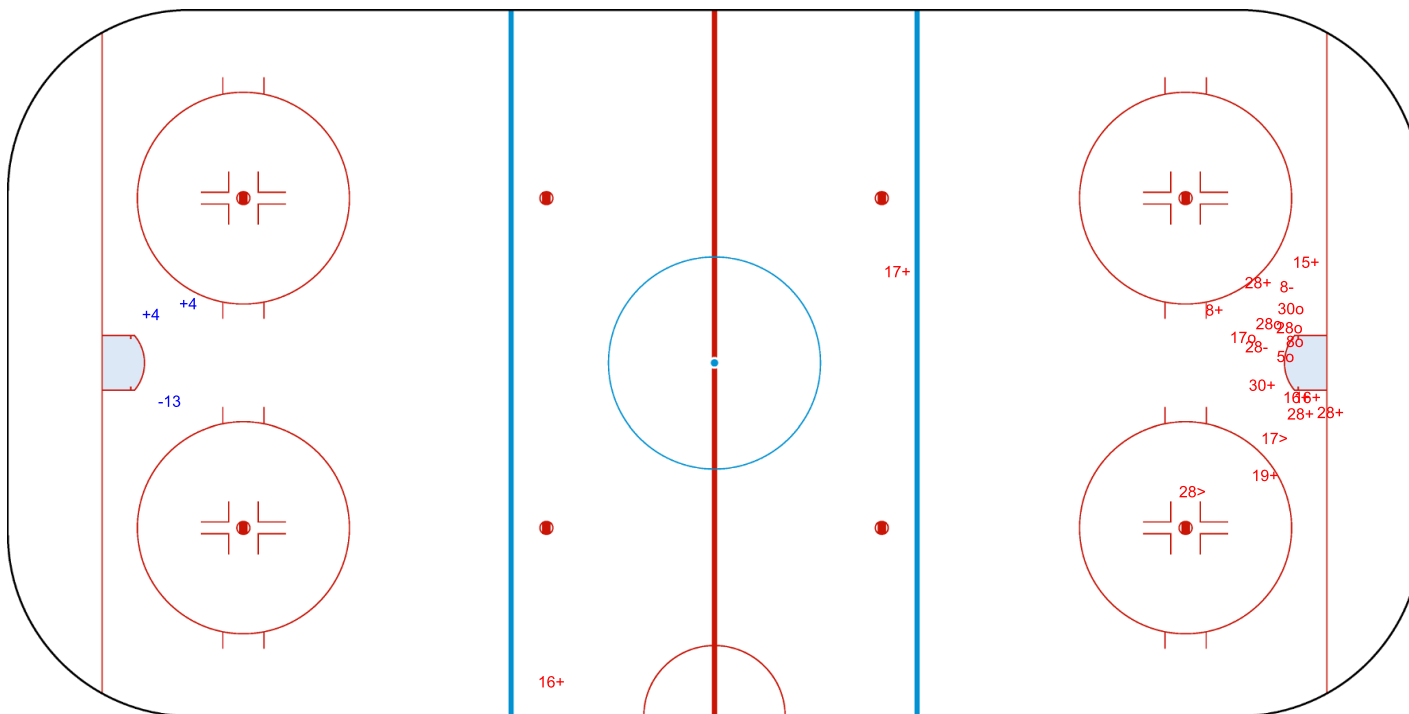


Shots by CHN

Goals (o): 7      SSG (+): 11  
SSP (>): 2      SPG (-): 2



GK 20 of GBR



Legend:					
GK	Goalkeeper	SPG	Shots past goal	SSG	Shots saved by goalkeeper
				SSP	Shots saved by player





Ice Hockey  
Mixed  
Round Robin

Shot Chart  
As of FRI 22 NOV 2019

GBR - CHN

Shots by CHN

Goals (o): 3

SSG (+): 12

SSP (-): 2

SPG (-): 3



Period: 2



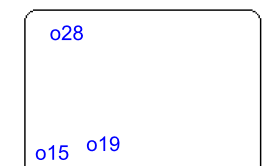
Shots by GBR

Goals (o): 0


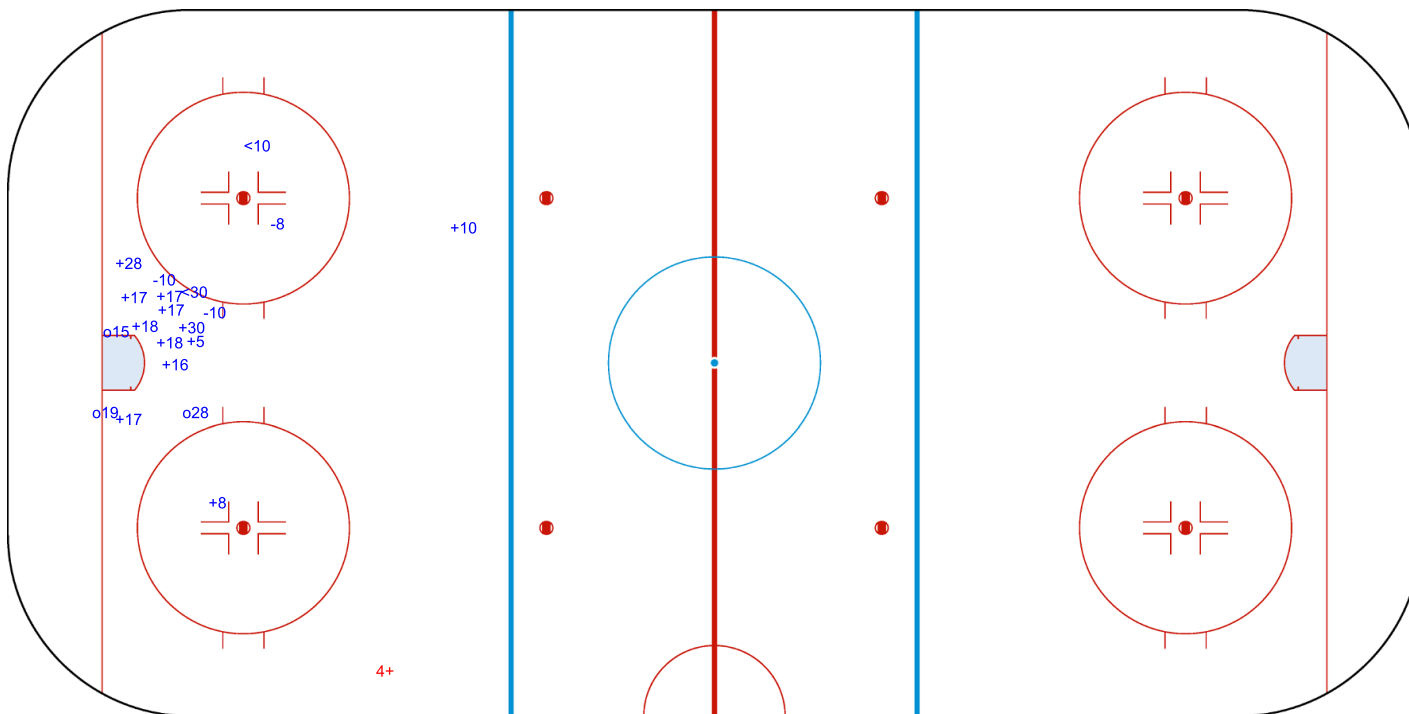
SSG (+): 1

SSP (>): 0

SPG (-): 0



GK 20 of GBR



GK 20 of CHN

Legend:			
GK	Goalkeeper	SPG	Shots past goal
SSG	Shots saved by goalkeeper	SSP	Shots saved by player



Ice Hockey  
Mixed  
Round Robin

Shot Chart  
As of FRI 22 NOV 2019

GBR - CHN


Shots by GBR

Goals (o): 0

SSG (+): 2

SSP (-): 0

SPG (-): 1



GK 1 of CHN



GK 20 of CHN



Period: 3



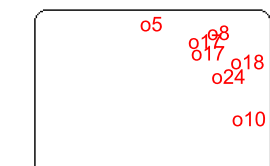
Shots by CHN

Goals (o): 7

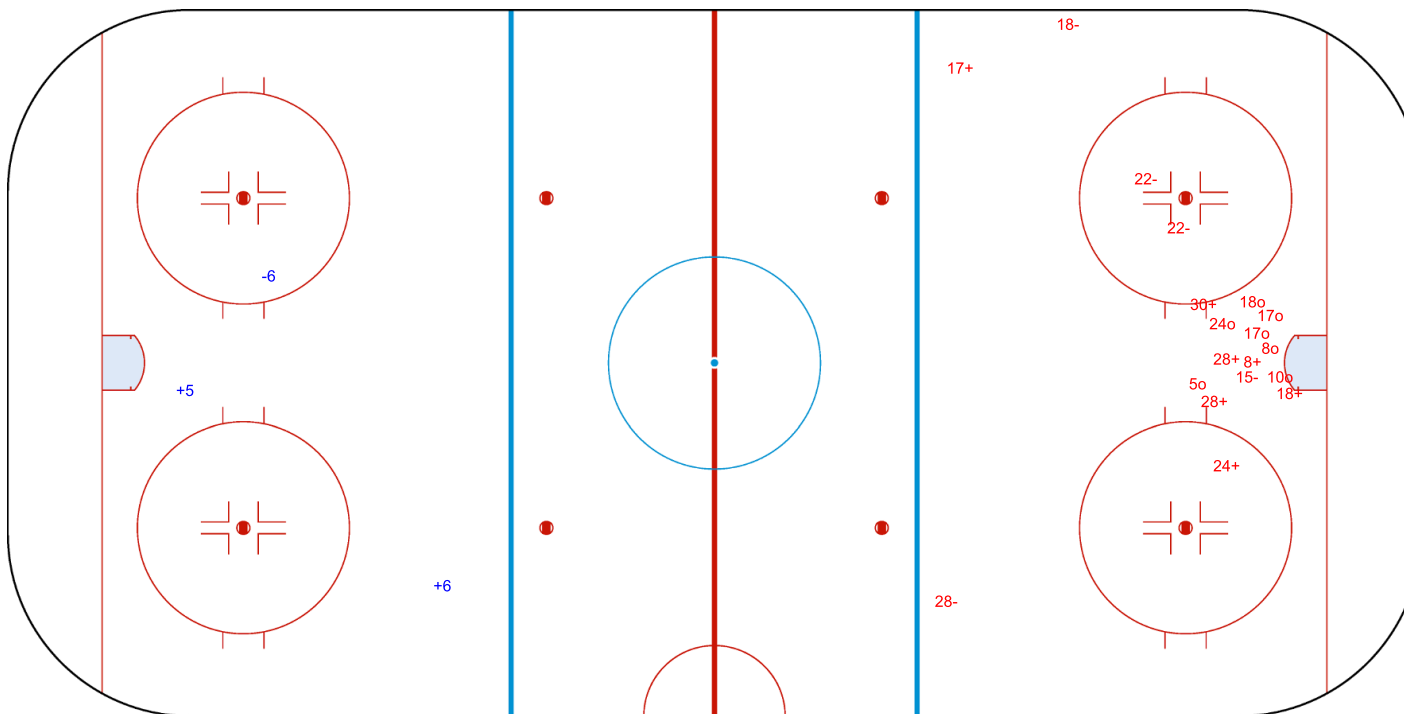
SSG (+): 7

SSP (>): 0

SPG (-): 5



GK 20 of GBR



Legend:

GK

Goalkeeper

SPG

Shots past goal

SSG

Shots saved by goalkeeper

SSP

Shots saved by player

**Face-off Chart**  
As of FRI 22 NOV 2019

**GBR - CHN**

**PERIOD 1**

	GBR		CHN		Neutral zone		GBR		CHN	
	Def. zone	Att. zone	Def. zone	Att. zone	Def. zone	Att. zone	Def. zone	Att. zone	Def. zone	Att. zone
	+ 6	- 10			- 6	+ 8				
	+ 6	- 19			- 6	+ 5				
	+ 6	- 22			+ 6	- 8				
	+ 6	- 5			+ 6	- 19				
	- 6	+ 5			- 6	+ 8				
	- 6	+ 19			- 6	+ 5				
	+ 6	- 19			+ 14	- 8				
					+ 6	- 8				
					+ 6	- 19				
Total wins / period	5 / 71%	2 / 29%			5 / 56%	4 / 44%				
										Total wins all zones
										GBR CHN
										10 / 63% 6 / 37%

**PERIOD 2**

	GBR		CHN		Neutral zone		GBR		CHN	
	Def. zone	Att. zone	Def. zone	Att. zone	Def. zone	Att. zone	Def. zone	Att. zone	Def. zone	Att. zone
	+ 6	- 5			- 6	+ 8			+ 6	- 8
	- 14	+ 5			- 6	+ 19				
	- 9	+ 5			- 6	+ 5				
					+ 14	- 19				
					- 14	+ 5				
					+ 9	- 19				
					+ 6	- 8				
					- 6	+ 19				
					+ 6	- 5				
					+ 6	- 5				
Total wins / period	1 / 33%	2 / 67%			5 / 50%	5 / 50%			1 / 100%	0 / 0%
										Total wins all zones
										GBR CHN
										7 / 50% 7 / 50%

**PERIOD 3**

	GBR		CHN		Neutral zone		GBR		CHN	
	Def. zone	Att. zone	Def. zone	Att. zone	Def. zone	Att. zone	Def. zone	Att. zone	Def. zone	Att. zone
	- 14	+ 5			- 6	+ 8			- 6	+ 18
	+ 9	- 8			- 14	+ 5			- 6	+ 5
	- 6	+ 5			- 6	+ 19			+ 6	- 8
	+ 6	- 10			+ 6	- 5			+ 6	- 30
	+ 6	- 15			- 6	+ 8			- 6	+ 5
	- 6	+ 19			- 6	+ 19			- 6	+ 8
					+ 6	- 8				
Total wins / period	3 / 50%	3 / 50%			2 / 29%	5 / 71%			2 / 33%	4 / 67%
										Total wins all zones
										GBR CHN
										7 / 37% 12 / 63%

**TOTAL**



**Ice Hockey**  
**Mixed**  
**Round Robin**

Total wins / game	GBR	CHN	GBR	CHN	GBR	CHN	Total wins all zones	
	Def. zone	Att. zone	Neutral zone		Att. zone	Def. zone		
							GBR	CHN
	9 / 56%	7 / 44%	12 / 46%	14 / 54%	3 / 43%	4 / 57%	24 / 49%	25 / 51%

## HEAD TO HEAD

		CHN												
No.		5	8	10	15	18	19	22	30	Tot	wins GBR	Dz	Nz	Az
GBR	6	5 - 7	6 - 6	2 - 0	1 - 0	0 - 1	4 - 6	1 - 0	1 - 0	40	20 50%	8 67%	9 43%	3 43%
	9	0 - 1	1 - 0				1 - 0			3	2 67%	1 50%	1 100%	
	14	0 - 4	1 - 0				1 - 0			6	2 33%	0 0%	2 50%	
Tot		17	14	2	1	1	12	1	1	49	24 49%	9 56%	12 46%	3 43%
wins CHN		12 71%	6 43%	0 0%	0 0%	1 100%	6 50%	0 0%	0 0%	25 51%				
Dz		2 100%	1 33%			1 100%			0 0%	4 57%				
Nz		5 63%	5 50%				4 50%			14 54%				
Az		5 71%	0 0%	0 0%	0 0%		2 50%	0 0%		7 44%				

**Legend:**

**Az** Attacking zone      **Dz** Defending zone      **No.** Jersey number      **Nz** Neutral zone      **Tot** Total face-offs played



**Ice Hockey**  
**Mixed**  
**Round Robin**

**Game Roster**  
As of FRI 22 NOV 2019

**SVK - POL**

**Referee**

FERGENBAUM Matt (CAN)

**Linesmen**

RUNDSTROM Tony (SWE) , SOS Zoltan (HUN)

**Goalkeepers**

**Team:** SVK

No.	Name	Gen	GP	MIP	GA	SVS	SOG	SVS%	GAA
18	LEPACEK Eduard	M	4	165:16	11	85	96	88.54	3.00
21	PASTUCHA Miroslav	M	4	15:00	1	0	1	0.00	3.00

**Team Roster**

**Team:** SVK (white)

No.	Pos.	Name	Gen	GP	G	A	PTS	PIM	+/-
5	D	KASCAK Peter	M	4	0	1	1	2	+5
6	F	RAUS Ales	M	4	0	0	0	0	0
7	F	STASAK Miroslav	M	4	1	2	3	0	+1
10	D	STIT Peter	M	4	2	0	2	4	+3
11	F	LIGDA Marian	M	4	2	6	8	4	+7
15	F	FOJTIK Erik	M	4	2	2	4	6	+8
18	GK	LEPACEK Eduard	M	4	0	0	0	0	
21	GK	PASTUCHA Miroslav	M	4	0	0	0	0	
22	F	KORMAN David	M	4	3	5	8	0	+8
25	F	JOPPA Martin	M	4	5	3	8	6	+8
44	F	TURIC Robert	M	4	0	1	1	0	+1
45	F	VECEREK Milos	M	4	3	2	5	0	+2
66	D	FERENCIK Slavomir	M	4	0	1	1	6	+1

**Head Coach:** BIELECKA Radoslav

**Team:** POL

No.	Name	Gen	GP	MIP	GA	SVS	SOG	SVS%	GAA
19	MLYNARCZYK Andrzej	M	4	105:00	25	52	77	67.53	10.71
20	SEKULSKI Krzysztof	M	4	75:00	34	53	87	60.92	20.40

**Team:** POL (red)

No.	Pos.	Name	Gen	GP	G	A	PTS	PIM	+/-
4	D	FLIS Sylwester	M	4	2	0	2	2	-55
10	D	KARTOSZ Sebastian	M	4	0	2	2	2	-55
16	F	DRAPALA Radoslaw	M	4	1	1	2	0	-31
18	F	HAK Szymon	M	4	0	0	0	0	-29
19	GK	MLYNARCZYK Andrzej	M	4	0	0	0	0	
20	GK	SEKULSKI Krzysztof	M	4	0	0	0	0	
28	F	ZIELINSKI Mariusz	M	4	0	0	0	0	-25
68	F	MURAWSKI Mateusz	M	4	0	1	1	4	-26
77	F	CIULA Lukasz	M	4	0	0	0	2	-26
87	F	HEBDA Marcin	M	4	0	1	1	4	-29

**Head Coach:** WOZNY Tomasz

**Legend:**

<b>A</b> Assists	<b>D</b> Defence	<b>F</b> Forward	<b>G</b> Goals
<b>GA</b> Goals against	<b>GAA</b> Goals against as average per 45 minutes	<b>Gen</b> Gender	<b>GK</b> Goalkeeper
<b>GP</b> Games played	<b>M</b> Male	<b>MIP</b> Minutes and seconds played	<b>No.</b> Jersey number
<b>PIM</b> Penalties in minutes	<b>Pos.</b> Position	<b>PTS</b> Points	<b>SOG</b> Shots on goal
<b>SVS</b> Saves	<b>SVS%</b> Saves in percentage	<b>+/-</b> Plus/minus net	



Ice Hockey  
Mixed  
Round Robin

Line-ups  
As of FRI 22 NOV 2019

SVK - POL

Referee

FERGENBAUM Matt (CAN)

Linesmen

RUNDSTROM Tony (SWE) , SOS Zoltan (HUN)

Goalkeepers

Team: SVK

No.	Name	Gen
18	LEPACEK Eduard	M
21	PASTUCHA Miroslav	M

Team Line-ups

Team: SVK (white)

No.	Pos.	Name	Gen
5	D	KASCAK Peter	M
11	F	LIGDA Marian +C	M
15	F	FOJTIK Erik +A	M
22	F	KORMAN David	M
25	F	JOPPA Martin +A	M
10	D	STIT Peter	M
66	D	FERENCIK Slavomir	M
6	F	RAUS Ales	M
7	F	STASAK Miroslav	M
45	F	VECEREK Milos	M
44	F	TURIC Robert	M

Head Coach: BIELECKA Radoslav

Team: POL

No.	Name	Gen
20	SEKULSKI Krzysztof	M
19	MLYNARCZYK Andrzej	M

Team: POL (red)

No.	Pos.	Name	Gen
4	D	FLIS Sylwester +C	M
10	D	KARTOSZ Sebastian	M
16	F	DRAPALA Radoslaw +A	M
18	F	HAK Szymon	M
68	F	MURAWSKI Mateusz +A	M
28	F	ZIELINSKI Mariusz	M
77	F	CIULA Lukasz	M
87	F	HEBDA Marcin	M

Head Coach: WOZNY Tomasz

Legend:

<b>D</b>	Defence	<b>F</b>	Forward	<b>Gen</b>	Gender	<b>M</b>	Male
<b>No.</b>	Jersey number	<b>Pos.</b>	Position	<b>+A</b>	Assistant captain	<b>+C</b>	Captain

## Graphical Line-ups

As of FRI 22 NOV 2019

### SVK - POL

#### Referee

FERGENBAUM Matt (CAN)

#### Linesmen

RUNDSTROM Tony (SWE) , SOS Zoltan (HUN)

**Team:** SVK - Slovakia (white)

**Head Coach:** BIELECKA Radoslav



**Team:** POL - Poland (red)

**Head Coach:** WOZNY Tomasz



#### Legend:

**Sn** Starting position

**+A** Assistant captain

**+C** Captain



# Ice Hockey

## Mixed

### Round Robin

## Game Summary

As of FRI 22 NOV 2019

**SVK - POL 11 - 0 (2 - 0 , 5 - 0 , 4 - 0)**

Spectators	Referee	Linesmen
38	FERGENBAUM Matt (CAN)	RUNDSTROM Tony (SWE) , SOS Zoltan (HUN)

### Team Statistics

Period	Score	SVS	SOG	PIM	TPP	PPG	SHG
1	2 : 0	1 : 12	14 : 1	0 : 0	00:00 : 00:00	0 : 0	0 : 0
2	5 : 0	2 : 4	9 : 2	2 : 0	00:00 : 02:00	0 : 0	0 : 0
3	4 : 0	1 : 9	13 : 1	4 : 0	00:00 : 04:00	0 : 0	1 : 0
<b>Total</b>	<b>11 : 0</b>	<b>4 : 25</b>	<b>36 : 4</b>	<b>6 : 0</b>	<b>00:00 : 06:00</b>	<b>0 : 0</b>	<b>1 : 0</b>

### 1st Period

Action	Time	ET/Res	Team	Type	No.	Name	(G)	Name of Assistant(s) / Action Description
GK	00:00		SVK		18	LEPACEK E		- Goalkeeper in
GK	00:00		POL		20	SEKULSKI K		- Goalkeeper in
<b>Goal</b>	<b>05:39</b>	<b>1 : 0</b>	<b>SVK</b>	<b>EQ</b>	<b>5</b>	<b>KASCAK P</b>	(1)	25 JOPPA M On Ice SVK 18 5 11 15 22 25 POL 20 4 10 16 18 68
<b>Goal</b>	<b>08:24</b>	<b>2 : 0</b>	<b>SVK</b>	<b>EQ</b>	<b>22</b>	<b>KORMAN D</b>	(4)	On Ice SVK 18 5 11 15 22 25 POL 20 4 10 28 77 87

### 2nd Period

Action	Time	ET/Res	Team	Type	No.	Name	(G)	Name of Assistant(s) / Action Description
<b>Goal</b>	<b>15:44</b>	<b>3 : 0</b>	<b>SVK</b>	<b>EQ</b>	<b>5</b>	<b>KASCAK P</b>	(2)	25 JOPPA M On Ice SVK 18 5 11 15 25 44 44 TURIC R POL 20 4 10 16 18 68
Penalty	20:23	22:23	SVK	2 min.	45	VECEREK M		- Interference
<b>Goal</b>	<b>23:49</b>	<b>4 : 0</b>	<b>SVK</b>	<b>EQ</b>	<b>25</b>	<b>JOPPA M</b>	(6)	11 LIGDA M On Ice SVK 18 5 11 15 25 44 44 TURIC R POL 20 4 10 16 18 68
<b>Goal</b>	<b>26:22</b>	<b>5 : 0</b>	<b>SVK</b>	<b>EQ</b>	<b>7</b>	<b>STASAK M</b>	(2)	44 TURIC R On Ice SVK 18 5 7 10 25 44 POL 20 4 10 28 77 87
GK	26:22		SVK		21	PASTUCHA M		- Goalkeeper in
<b>Goal</b>	<b>29:04</b>	<b>6 : 0</b>	<b>SVK</b>	<b>EQ</b>	<b>45</b>	<b>VECEREK M</b>	(4)	11 LIGDA M On Ice SVK 21 5 11 15 45 66 POL 20 4 10 16 18 68
<b>Goal</b>	<b>29:56</b>	<b>7 : 0</b>	<b>SVK</b>	<b>EQ</b>	<b>44</b>	<b>TURIC R</b>	(1)	11 LIGDA M On Ice SVK 21 5 11 15 25 44 25 JOPPA M POL 20 4 10 28 77 87

### 3rd Period

Action	Time	ET/Res	Team	Type	No.	Name	(G)	Name of Assistant(s) / Action Description
Penalty	32:15	34:15	SVK	2 min.	66	FERENCIK S		- Interference on a Goalkeeper
<b>Goal</b>	<b>34:02</b>	<b>8 : 0</b>	<b>SVK</b>	<b>SH1</b>	<b>25</b>	<b>JOPPA M</b>	(7)	7 STASAK M On Ice SVK 21 6 7 25 45 45 VECEREK M POL 20 4 10 16 18 68
<b>Goal</b>	<b>37:00</b>	<b>9 : 0</b>	<b>SVK</b>	<b>EQ</b>	<b>7</b>	<b>STASAK M</b>	(3)	On Ice SVK 21 6 7 10 44 45 POL 20 4 10 16 68 87
<b>Goal</b>	<b>40:16</b>	<b>10 : 0</b>	<b>SVK</b>	<b>EQ</b>	<b>45</b>	<b>VECEREK M</b>	(5)	On Ice SVK 21 6 7 10 44 45 POL 20 4 10 16 68 87
Time-out	40:16		POL					
<b>Goal</b>	<b>41:51</b>	<b>11 : 0</b>	<b>SVK</b>	<b>EQ</b>	<b>25</b>	<b>JOPPA M</b>	(8)	66 FERENCIK S On Ice SVK 21 5 11 25 45 66 POL 20 4 10 16 18 68
Penalty	42:46	44:46	SVK	2 min.	6	RAUS A		- Holding an opponent
GK	45:00		SVK					21 PASTUCHA M - Goalkeeper out
GK	45:00		POL					20 SEKULSKI K - Goalkeeper out

### Goalkeeper Records

Team : SVK - Slovakia

No.	Name	SOG	SVS	MIP
18	LEPACEK Eduard	3	3	26:22
21	PASTUCHA Miroslav	1	1	18:38

Team : POL - Poland

No.	Name	SOG	SVS	MIP
20	SEKULSKI Krzysztof	36	25	45:00
19	MLYNARCZYK Andrzej			





# Ice Hockey

## Mixed

### Round Robin

#### Game Statistics

Team : SVK (white)

Head Coach : BIELECKA Radoslav											Shots on Goal						Time on Ice							
No.	Pos.	Name	Gen	G	A	P	PIM	FO+	FO-	FO+/-	FO%	1	2	3	OT	TS	+/-	1	2	3	OT	TOT	SHF	AVG
5	D	KASCAK Peter	M	2	0	2	0	0	0	0	0.00	1	1	1		3	+8	0:00	0:00	0:00		0:00	0	0:00
11	F	LIGDA Marian +C (BP)	M	0	3	3	0	14	11	3	56.00	3	0	0		3	+7	0:00	0:00	0:00		0:00	0	0:00
15	F	FOJTIK Erik +A	M	0	0	0	0	0	0	0	0.00	0	1	0		1	+6	0:00	0:00	0:00		0:00	0	0:00
22	F	KORMAN David	M	1	0	1	0	0	0	0	0.00	1	0	1		2	+2	0:00	0:00	0:00		0:00	0	0:00
25	F	JOPPA Martin +A	M	3	3	6	0	0	0	0	0.00	4	1	5		10	+8	0:00	0:00	0:00		0:00	0	0:00
6	F	RAUS Ales	M	0	0	0	2	0	0	0	0.00	0	1	1		2	+3	0:00	0:00	0:00		0:00	0	0:00
7	F	STASAK Miroslav	M	2	1	3	0	12	5	7	70.59	1	2	1		4	+4	0:00	0:00	0:00		0:00	0	0:00
10	D	STIT Peter	M	0	0	0	0	0	0	0	0.00	3	0	0		3	+3	0:00	0:00	0:00		0:00	0	0:00
45	F	VECEREK Milos	M	2	1	3	2	0	0	0	0.00	1	1	1		3	+5	0:00	0:00	0:00		0:00	0	0:00
66	D	FERENCIK Slavomir	M	0	1	1	2	0	0	0	0.00	0	1	2		3	+2	0:00	0:00	0:00		0:00	0	0:00
44	F	TURIC Robert	M	1	3	4	0	0	0	0	0.00	0	1	1		2	+6	0:00	0:00	0:00		0:00	0	0:00
18	GK	LEPACEK Eduard	M	0	0	0	0					0	0	0		0								
21	GK	PASTUCHA Miroslav	M	0	0	0	0					0	0	0		0								
Total				11	12	23	6	26	16	10	61.90	14	9	13		36								

Team : POL (red)

Head Coach : WOZNY Tomasz											Shots on Goal						Time on Ice							
No.	Pos.	Name	Gen	G	A	P	PIM	FO+	FO-	FO+/-	FO%	1	2	3	OT	TS	+/-	1	2	3	OT	TOT	SHF	AVG
4	D	FLIS Sylwester +C	M	0	0	0	0	1	0	1	100.00	0	0	0		0	-11	0:00	0:00	0:00		0:00	0	0:00
10	D	KARTOSZ Sebastian	M	0	0	0	0	0	0	0	0.00	0	0	0		0	-11	0:00	0:00	0:00		0:00	0	0:00
16	F	DRAPALA Radoslaw +A (BP)	M	0	0	0	0	0	3	-3	0.00	1	1	0		2	-8	0:00	0:00	0:00		0:00	0	0:00
18	F	HAK Szymon	M	0	0	0	0	0	0	0	0.00	0	1	1		2	-6	0:00	0:00	0:00		0:00	0	0:00
68	F	MURAWSKI Mateusz +A	M	0	0	0	0	12	15	-3	44.44	0	0	0		0	-8	0:00	0:00	0:00		0:00	0	0:00
28	F	ZIELINSKI Mariusz	M	0	0	0	0	0	0	0	0.00	0	0	0		0	-3	0:00	0:00	0:00		0:00	0	0:00
77	F	CIULA Lukasz	M	0	0	0	0	2	5	-3	28.57	0	0	0		0	-3	0:00	0:00	0:00		0:00	0	0:00
87	F	HEBDA Marcin	M	0	0	0	0	1	3	-2	25.00	0	0	0		0	-5	0:00	0:00	0:00		0:00	0	0:00
19	GK	MLYNARCZYK Andrzej	M	0	0	0	0					0	0	0		0								
20	GK	SEKULSKI Krzysztof	M	0	0	0	0					0	0	0		0								
Total					0	0	0	0	16	26	-10	38.10	1	2	1		4							

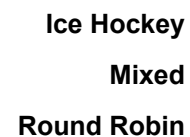
#### Round Robin

R	Team	GP	W	OTW	OTL	L	GDF	GF : GA	PTS
1	RUS	4	4	0	0	0	+63	64 : 1	12
2	SVK	5	3	1	0	1	+17	29 : 12	11
3	CHN	5	3	0	0	2	+34	40 : 6	9
4	GER	4	2	0	1	1	+25	31 : 6	7
5	POL	5	1	0	0	4	-67	3 : 70	3
6	GBR	5	0	0	0	5	-72	3 : 75	0

	CHN	GBR	GER	POL	RUS	SVK
CHN	*****	17:0	4:1	17:0	1:3	1:2
GBR	0:17	*****	0:16	2:3	0:25	1:14
GER	1:4	16:0	*****	13:0	FRI 22 NOV 19:00	1:2
POL	0:17	3:2	0:13	*****	0:27	0:11
RUS	3:1	25:0	FRI 22 NOV 19:00	27:0	*****	9:0
SVK	2:1	14:1	2:1	11:0	0:9	*****

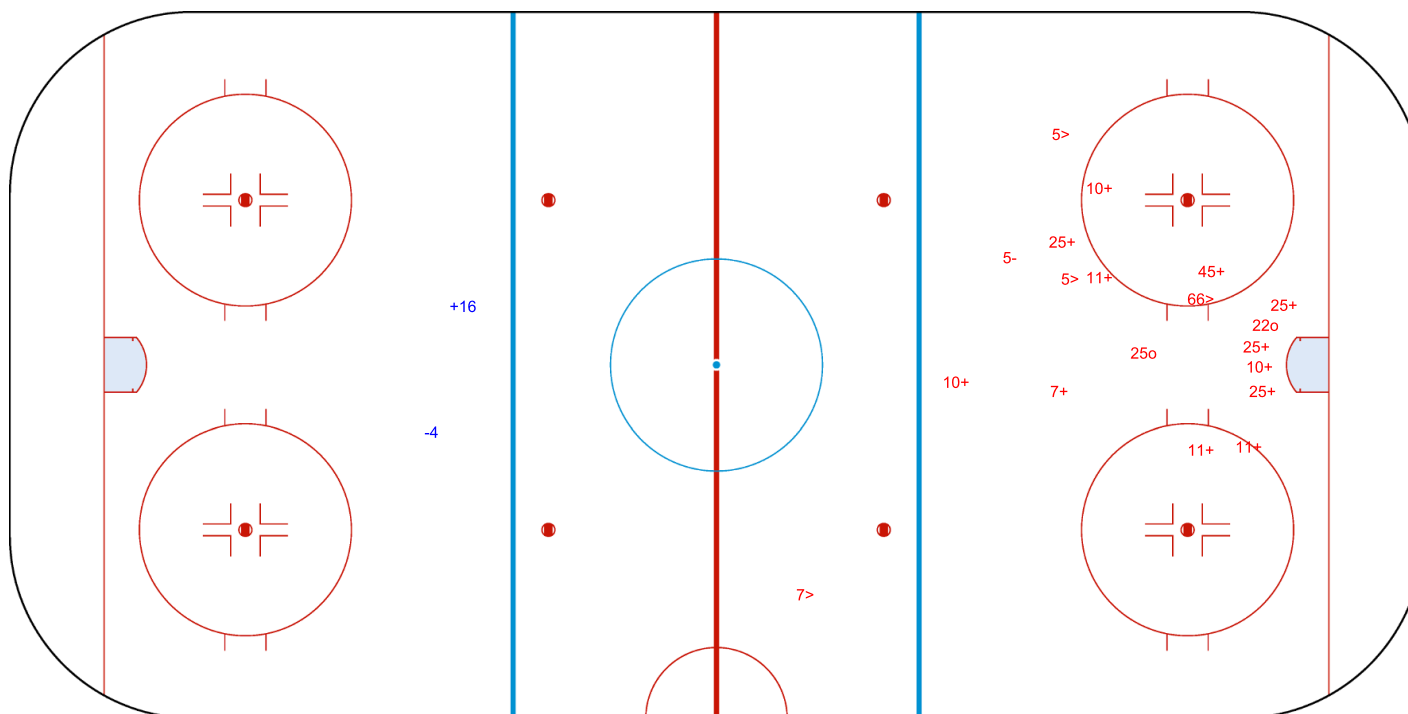
#### Legend:

<b>(G)</b> Goals in tournament	<b>+/-</b> Plus/minus net	<b>+A</b> Assistant captain	<b>+C</b> Captain
<b>A</b> Assists	<b>D</b> Defence	<b>EQ</b> Equal strength	<b>ET/Res</b> Penalty end time/Result of game
<b>F</b> Forward	<b>FO-</b> Face-offs lost	<b>FO%</b> Face-offs won as percentage	<b>FO+</b> Face-offs won
<b>FO+/-</b> Face-offs net	<b>G</b> Goals	<b>GA</b> Goals against	<b>GDF</b> Goal difference
<b>Gen</b> Gender	<b>GF</b> Goals for	<b>GK</b> Goalkeeper	<b>GP</b> Games played
<b>L</b> Losses	<b>M</b> Male	<b>MIP</b> Minutes in play (GK)	<b>No.</b> Jersey number
<b>OT</b> Overtime	<b>OTL</b> Overtime losses	<b>OTW</b> Overtime wins	<b>P</b> Points
<b>PIM</b> Penalties in minutes	<b>Pos.</b> Position	<b>PPG</b> Power play goals	<b>PTS</b> Points
<b>R</b> Rank	<b>SH1</b> Shorthanded - 1 player	<b>SHG</b> Shorthanded goals	<b>SOG</b> Shots on goal
<b>SVS</b> Saves	<b>TPP</b> Time on power play	<b>TS</b> Total shots	<b>W</b> Wins



## SVK - POL

GK 20 of POL



Shots saved by player



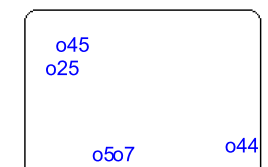
Ice Hockey  
Mixed  
Round Robin

Shot Chart  
As of FRI 22 NOV 2019

SVK - POL

Shots by SVK

Goals (o): 5      SSG (+): 4  
SSP (-): 0      SPG (-): 0



GK 20 of POL




Period: 2




Shots by POL

Goals (o): 0      SSG (+): 2  
SSP (>): 0      SPG (-): 0



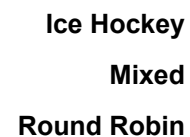
GK 18 of SVK



GK 21 of SVK

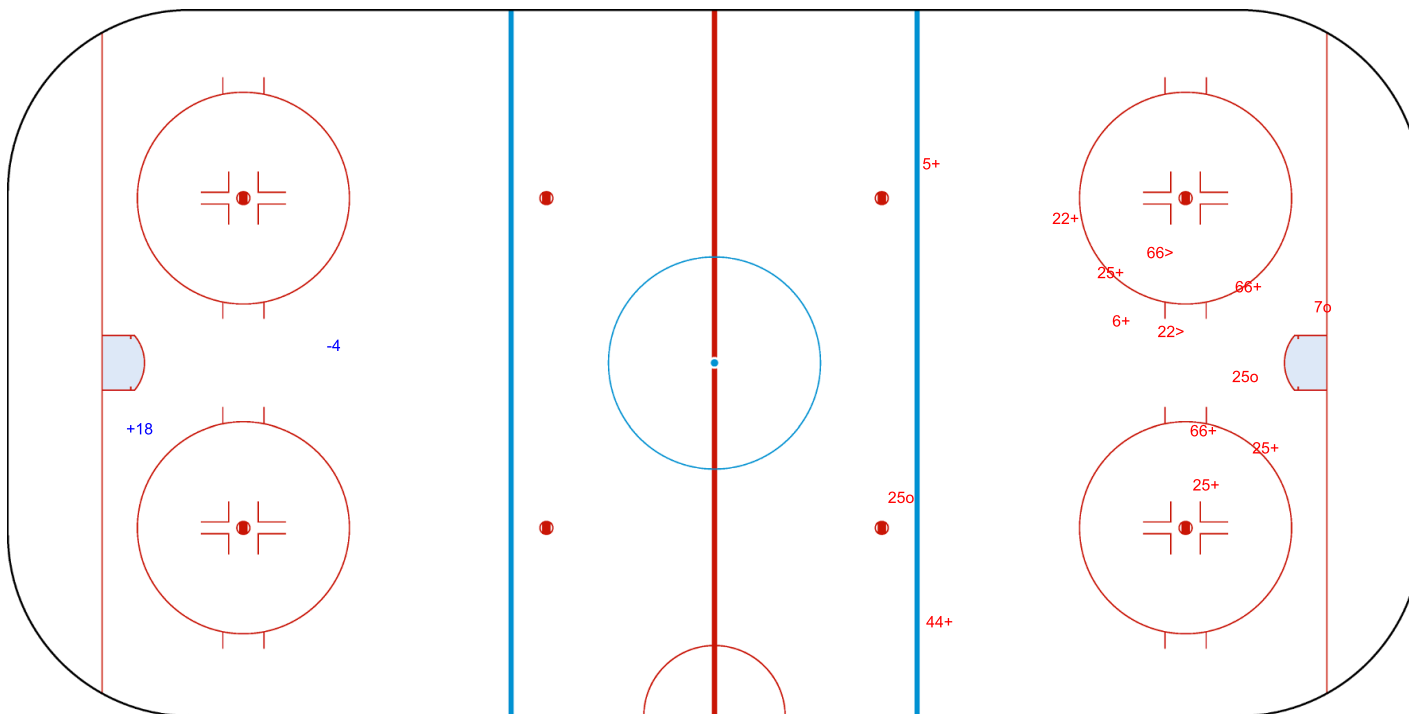
Legend:

**GK** Goalkeeper      **SPG** Shots past goal      **SSG** Shots saved by goalkeeper      **SSP** Shots saved by player



## SVK - POL

GK 20 of POL



Shots saved by player

**Face-off Chart**  
As of FRI 22 NOV 2019

**SVK - POL**

**PERIOD 1**

Total wins / period	SVK	POL	SVK	POL	SVK	POL	Total wins all zones
	Def. zone	Att. zone	Neutral zone		Att. zone	Def. zone	
			- 11	+ 68	+ 11	- 68	
			- 7	+ 77	+ 7	- 68	
			+ 7	- 68	+ 11	- 68	
					+ 11	- 77	
					+ 7	- 68	
					+ 7	- 68	
					+ 11	- 68	
					- 11	+ 87	
				+ 11	- 87		
				+ 11	- 77		

**PERIOD 2**

Total wins / period	SVK	POL	SVK	POL	SVK	POL	Total wins all zones	
	Def. zone	Att. zone	Neutral zone		Att. zone	Def. zone		
	+ 7	- 87	- 11	+ 68	+ 7	- 68		
	+ 11	- 68	- 7	+ 68	+ 7	- 87		
	+ 11	- 77	+ 11	- 16	- 7	+ 68		
			+ 7	- 77				
			+ 11	- 68				
			- 11	+ 77				
			+ 11	- 77				
				</				

**PERIOD 3**

Total wins / period	SVK	POL	SVK	POL	SVK	POL	Total wins all zones
	Def. zone	Att. zone	Neutral zone		Att. zone	Def. zone	
	- 11	+ 4	- 11	+ 68	+ 7	- 16	
	- 7	+ 68	+ 11	- 16	- 11	+ 68	
	- 11	+ 68	- 11	+ 68	+ 11	- 68	
	+ 11	- 68	- 11	+ 68	+ 7	- 68	
			- 11	+ 68	+ 7	- 68	
			- 7	+ 68	+ 7	- 68	

**TOTAL**

Total wins / game	SVK	POL	SVK	POL	SVK	POL	Total wins all zones	
	Def. zone	Att. zone	Neutral zone		Att. zone	Def. zone		
							SVK	POL
	4 / 57%	3 / 43%	6 / 38%	10 / 62%	16 / 84%	3 / 16%	26 / 62%	16 / 38%



**Ice Hockey**  
**Mixed**  
**Round Robin**

**HEAD TO HEAD**

POL											
No.	4	16	68	77	87	Tot	wins SVK	Dz	Nz	Az	
SVK	7	1 - 0	8 - 4	1 - 1	2 - 0	17	12 71%	1 50%	2 40%	9 90%	
	11	0 - 1	2 - 0	7 - 8	4 - 1	25	14 56%	3 60%	4 36%	7 78%	
	Tot	1	3	27	7	42	26 62%	4 57%	6 38%	16 84%	
	wins POL	1 100%	0 0%	12 44%	2 29%	1 25%	16 38%				
	Dz		0 0%	2 15%	0 0%	1 33%	3 16%				
	Nz		0 0%	8 80%	2 50%		10 62%				
	Az	1 100%		2 50%	0 0%	0 0%	3 43%				

**Legend:**

**Az** Attacking zone      **Dz** Defending zone      **No.** Jersey number      **Nz** Neutral zone      **Tot** Total face-offs played

## Game Roster

As of FRI 22 NOV 2019

### GER - RUS

#### Referee

ESPOSITO Bobby (USA)

#### Linesmen

NITTYLA Lari (FIN) , NOTHEGGER David (AUT)

#### Goalkeepers

##### Team: GER

No.	Name	Gen	GP	MIP	GA	SVS	SOG	SVS%	GAA
15	BRZOSKA Klaus	M	4	75:00	0	7	7	100.00	0.00
47	KUNST Simon	M	4	105:16	6	31	37	83.78	2.56

#### Team Roster

##### Team: GER (black)

No.	Pos.	Name	Gen	GP	G	A	PTS	PIM	+/-
3	F	DISVELD Bas	M	4	6	3	9	2	+13
4	D	KRUEGER Nils	M	1	1	0	1	0	+2
6	D	RAEDLER Hugo	M	4	1	5	6	4	+9
7	F	BENTZEN Finn	M	4	2	1	3	0	+8
11	F	WOLFF Jacob	M	4	0	1	1	2	+7
12	D	JASTER Christian	M	3	2	1	3	2	+8
15	GK	BRZOSKA Klaus	M	4	0	0	0	0	
22	F	MUEHLHANS Veit	M	3	0	0	0	0	0
33	F	KUHLI-LAUENSTEIN Ingo	M	4	3	4	7	2	+13
43	F	HERING Bernhard	M	4	4	7	11	4	+9
47	GK	KUNST Simon	M	4	0	0	0	0	
52	D	PABST Robert	M	4	3	2	5	2	+8
69	D	SKLORZ Lucas	M	4	0	4	4	12	+14
77	F	WEDDE Joerg	M	4	4	4	8	6	+10
83	D	PILZ Christian	M	4	0	0	0	16	+6
97	F	SCHRADER Felix	M	4	5	9	14	2	+15

Head Coach: POKORNY Andreas

##### Team: RUS

No.	Name	Gen	GP	MIP	GA	SVS	SOG	SVS%	GAA
1	PLOTNIKOV Evgenii	M	4	113:28	1	15	16	93.75	0.40
20	KAMANTSEV Vladimir	M	4	66:32	0	4	4	100.00	0.00

##### Team: RUS (red)

No.	Pos.	Name	Gen	GP	G	A	PTS	PIM	+/-
1	GK	PLOTNIKOV Evgenii	M	4	0	0	0	0	
4	D	EREMIN Aleksei	M	1	0	0	0	2	+1
5	D	VARLAKOV Vasilii	M	4	3	9	12	12	+32
6	D	MIACHIN Mikhail	M	4	5	6	11	2	+32
7	F	SEVERIN Roman	M	3	2	0	2	0	+4
8	F	LISOV Dmitrii	M	4	4	4	8	2	+22
9	F	KHAMZIN Airat	M	4	6	9	15	6	+24
10	F	MALETSKIY Igor	M	3	5	1	6	0	+12
13	F	SHIKHOV Konstantin	M	4	8	14	22	4	+29
15	D	GALKIN Dmitrii	M	4	2	7	9	0	+23
18	F	SOKOLOV Andrey	M	4	3	8	11	4	+27
19	D	KUZNETSOV Ivan	M	4	3	4	7	0	+24
20	GK	KAMANTSEV Vladimir	M	4	0	0	0	0	
21	F	PETROV Evgenii	M	4	9	7	16	2	+22
22	F	TERENTEV Nikolai	M	3	12	4	16	4	+13
23	F	VOLKOV Ilia	M	4	2	4	6	0	+8
28	F	KUZMINYKH Maksim	M	2	0	2	2	0	+3

Head Coach: BATYRSHIN Ruslan

#### Legend:

<b>A</b> Assists	<b>D</b> Defence	<b>F</b> Forward	<b>G</b> Goals
<b>GA</b> Goals against	<b>GAA</b> Goals against as average per 45 minutes	<b>Gen</b> Gender	<b>GK</b> Goalkeeper
<b>GP</b> Games played	<b>M</b> Male	<b>MIP</b> Minutes and seconds played	<b>No.</b> Jersey number
<b>PIM</b> Penalties in minutes	<b>Pos.</b> Position	<b>PTS</b> Points	<b>SOG</b> Shots on goal
<b>SVS</b> Saves	<b>SVS%</b> Saves in percentage	<b>+/-</b> Plus/minus net	



Ice Hockey  
Mixed  
Round Robin

Line-ups  
As of FRI 22 NOV 2019

GER - RUS

Referee

ESPOSITO Bobby (USA)

Linesmen

NITTYLA Lari (FIN) , NOTHEGGER David (AUT)

Goalkeepers

Team: GER

No.	Name	Gen
15	BRZOSKA Klaus	M
47	KUNST Simon	M

Team: RUS

No.	Name	Gen
20	KAMANTSEV Vladimir	M
1	PLOTNIKOV Evgenii	M

Team Line-ups

Team: GER (black)

No.	Pos.	Name	Gen
52	D	PABST Robert +A	M
69	D	SKLORZ Lucas	M
43	F	HERING Bernhard	M
77	F	WEDDE Joerg +A	M
97	F	SCHRADER Felix	M
6	D	RAEDLER Hugo	M
83	D	PILZ Christian	M
3	F	DISVELD Bas +C	M
11	F	WOLFF Jacob	M
33	F	KUHLLI-LAUENSTEIN Ingo	M
12	D	JASTER Christian	M
7	F	BENTZEN Finn	M
22	F	MUEHLHANS Veit	M

Head Coach: POKORNY Andreas

NOT DRESSED:

4	D	KRUEGER Nils	M
---	---	--------------	---

Team: RUS (red)

No.	Pos.	Name	Gen
5	D	VARLAKOV Vasilii	M
6	D	MIACHIN Mikhail	M
13	F	SHIKHOV Konstantin	M
18	F	SOKOLOV Andrey	M
22	F	TERENTEV Nikolai	M
15	D	GALKIN Dmitrii	M
19	D	KUZNETSOV Ivan	M
8	F	LISOV Dmitrii +C	M
9	F	KHAMZIN Airat	M
21	F	PETROV Evgenii +A	M
4	D	EREMIN Aleksei	M
23	F	VOLKOV Ilia +A	M
28	F	KUZMINYKH Maksim	M

Head Coach: BATYRSHIN Ruslan

NOT DRESSED:

7	F	SEVERIN Roman	M
10	F	MALETSKIY Igor	M

Legend:

<b>D</b>	Defence	<b>F</b>	Forward	<b>Gen</b>	Gender	<b>M</b>	Male
<b>No.</b>	Jersey number	<b>Pos.</b>	Position	<b>+A</b>	Assistant captain	<b>+C</b>	Captain



## Graphical Line-ups

As of FRI 22 NOV 2019

### GER - RUS

#### Referee

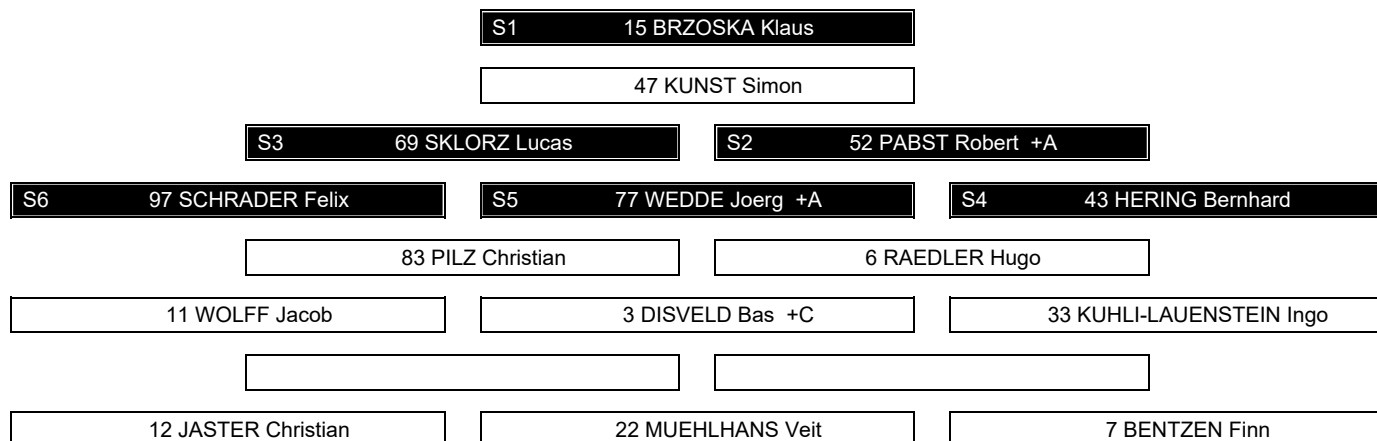
ESPOSITO Bobby (USA)

#### Linesmen

NITTYLA Lari (FIN) , NOTHEGGER David (AUT)

**Team:** GER - Germany (black)

**Head Coach:** POKORNY Andreas



**Team:** RUS - Russia (red)

**Head Coach:** BATYRSHIN Ruslan



#### Legend:

**Sn** Starting position

**+A** Assistant captain

**+C** Captain

## Game Summary

As of FRI 22 NOV 2019

GER - RUS 0 - 10 (0 - 2 , 0 - 5 , 0 - 3)

Spectators	Referee	Linesmen
511	ESPOSITO Bobby (USA)	NITTYLA Lari (FIN) , NOTHEGGER David (AUT)

## Team Statistics

Period	Score	SVS	SOG	PIM	TPP	PPG	SHG
1	0 : 2	11 : 4	4 : 13	2 : 2	01:06 : 01:06	0 : 0	0 : 0
2	0 : 5	12 : 1	1 : 17	8 : 4	02:00 : 03:25	0 : 2	0 : 0
3	0 : 3	9 : 6	6 : 12	4 : 2	00:30 : 02:12	0 : 1	0 : 0
<b>Total</b>	<b>0 : 10</b>	<b>32 : 11</b>	<b>11 : 42</b>	<b>14 : 8</b>	<b>03:36 : 06:43</b>	<b>0 : 3</b>	<b>0 : 0</b>

## 1st Period

Action	Time	ET/Res	Team	Type	No.	Name	(G) Name of Assistant(s) / Action Description
GK	00:00		GER		15	BRZOSKA K	- Goalkeeper in
GK	00:00		RUS		20	KAMANTSEV V	- Goalkeeper in
<b>Goal</b>	<b>01:50</b>	<b>0 : 1</b>	<b>RUS</b>	<b>EQ</b>	<b>8</b>	<b>LISOV D</b>	(5) 21 PETROV E On Ice GER 15 3 6 11 33 83 9 KHAMZIN A RUS 20 8 9 15 19 21
Penalty	04:15	06:15	RUS	2 min.	9	KHAMZIN A	- Boarding
Penalty	05:21	07:21	GER	2 min.	43	HERING B	- Interference
<b>Goal</b>	<b>09:18</b>	<b>0 : 2</b>	<b>RUS</b>	<b>EQ</b>	<b>21</b>	<b>PETROV E</b>	(10) On Ice GER 15 11 33 43 52 69 RUS 20 8 9 15 19 21

## 2nd Period

Action	Time	ET/Res	Team	Type	No.	Name	(G) Name of Assistant(s) / Action Description
<b>Goal</b>	<b>16:18</b>	<b>0 : 3</b>	<b>RUS</b>	<b>EQ</b>	<b>21</b>	<b>PETROV E</b>	(11) 19 KUZNETSOV I On Ice GER 15 3 6 11 33 83 RUS 20 8 9 15 19 21
Penalty	16:54	17:19	GER	2 min.	69	SKLORZ L	- Teeing
<b>Goal</b>	<b>17:19</b>	<b>0 : 4</b>	<b>RUS</b>	<b>PP1</b>	<b>22</b>	<b>TERENTEV N</b>	(13) 5 VARLAKOV V On Ice GER 15 3 6 33 52 RUS 20 5 6 13 22 23 *
Penalty	17:57	19:57	GER	2 min.	11	WOLFF J	- Teeing
Penalty	19:16	21:16	RUS	2 min.	13	SHIKHOV K	- Interference
Penalty	19:36	21:36	GER	2 min.	52	PABST R	- Teeing
Penalty	20:49	22:09	GER	2 min.	69	SKLORZ L	- Holding an opponent
<b>Goal</b>	<b>22:09</b>	<b>0 : 5</b>	<b>RUS</b>	<b>PP1</b>	<b>13</b>	<b>SHIKHOV K</b>	(9) 22 TERENTEV N On Ice GER 15 6 43 77 83 RUS 20 5 6 13 15 22 *
<b>Goal</b>	<b>22:20</b>	<b>0 : 6</b>	<b>RUS</b>	<b>EQ</b>	<b>23</b>	<b>VOLKOV I</b>	(3) 28 KUZMINYKH M On Ice GER 15 3 12 33 52 69 4 EREMIN A RUS 20 4 15 19 23 28
Penalty	22:53	24:53	RUS	2 min.	23	VOLKOV I	- Elbowing
<b>Goal</b>	<b>27:31</b>	<b>0 : 7</b>	<b>RUS</b>	<b>EQ</b>	<b>19</b>	<b>KUZNETSOV I</b>	(4) 8 LISOV D On Ice GER 15 3 12 52 69 77 21 PETROV E RUS 20 8 9 15 19 21

## 3rd Period

Action	Time	ET/Res	Team	Type	No.	Name	(G) Name of Assistant(s) / Action Description
<b>Goal</b>	<b>30:41</b>	<b>0 : 8</b>	<b>RUS</b>	<b>EQ</b>	<b>18</b>	<b>SOKOLOV A</b>	(4) 22 TERENTEV N On Ice GER 15 6 43 77 83 97 RUS 20 5 6 13 18 22
<b>Goal</b>	<b>36:52</b>	<b>0 : 9</b>	<b>RUS</b>	<b>EQ</b>	<b>6</b>	<b>MIACHIN M</b>	(6) On Ice GER 15 6 43 52 77 97 RUS 20 5 6 13 18 22
Penalty	37:01	38:43	GER	2 min.	97	SCHRADER F	- Teeing
<b>Goal</b>	<b>38:43</b>	<b>0 : 10</b>	<b>RUS</b>	<b>PP1</b>	<b>5</b>	<b>VARLAKOV V</b>	(4) 23 VOLKOV I On Ice GER 15 43 52 69 77 RUS 20 4 5 6 23 28 *
Penalty	40:38	42:38	GER	2 min.	33	KUHLI-LAUENSTEIN I	- Holding an opponent
Penalty	41:08	43:08	RUS	2 min.	5	VARLAKOV V	- Interference
GK	45:00		GER				15 BRZOSKA K - Goalkeeper out
GK	45:00		RUS				20 KAMANTSEV V - Goalkeeper out



## Ice Hockey

## Mixed

## Round Robin

## Goalkeeper Records

Team : GER - Germany

No.	Name	SOG	SVS	MIP
15	BRZOSKA Klaus	42	32	45:00
47	KUNST Simon			

Team : RUS - Russia

No.	Name	SOG	SVS	MIP
20	KAMANTSEV Vladimir	11	11	45:00
1	PLOTNIKOV Evgenii			

## Game Statistics

Team : GER (black)

Head Coach : POKORNY Andreas

Head Coach : POKORNY Andreas											Shots on Goal						Time on Ice									
No.	Pos.	Name	Gen	G	A	P	PIM	FO+	FO-	FO+/-	FO%	1	2	3	OT	TS	+/-	1	2	3	OT	TOT	SHF	AVG		
43	F	HERING Bernhard	M	0	0	0	2	11	22	-11	33.33	0	0	0		0	-3	0:00	0:00	0:00		0:00	0	0:00		
52	D	PABST Robert +A	M	0	0	0	2	0	0	0	0.00	0	0	0		0	-4	0:00	0:00	0:00		0:00	0	0:00		
69	D	SKLORZ Lucas (BP)	M	0	0	0	4	0	0	0	0.00	0	0	1		1	-3	0:00	0:00	0:00		0:00	0	0:00		
77	F	WEDDE Joerg +A	M	0	0	0	0	0	0	0	0.00	1	0	0		1	-3	0:00	0:00	0:00		0:00	0	0:00		
97	F	SCHRADER Felix	M	0	0	0	2	0	0	0	0.00	2	0	2		4	-2	0:00	0:00	0:00		0:00	0	0:00		
3	F	DISVELD Bas +C	M	0	0	0	0	3	4	-1	42.86	1	1	1		3	-4	0:00	0:00	0:00		0:00	0	0:00		
6	D	RAEDLER Hugo	M	0	0	0	0	0	0	0	0.00	0	0	0		0	-4	0:00	0:00	0:00		0:00	0	0:00		
11	F	WOLFF Jacob	M	0	0	0	2	4	2	2	66.67	0	0	0		0	-3	0:00	0:00	0:00		0:00	0	0:00		
33	F	KUHLE-LAUENSTEIN Ingo	M	0	0	0	2	2	2	0	50.00	0	0	2		2	-4	0:00	0:00	0:00		0:00	0	0:00		
83	D	PILZ Christian	M	0	0	0	0	0	0	0	0.00	0	0	0		0	-3	0:00	0:00	0:00		0:00	0	0:00		
7	F	BENTZEN Finn	M	0	0	0	0	0	0	0	0.00	0	0	0		0	0	0:00	0:00	0:00		0:00	0	0:00		
12	D	JASTER Christian	M	0	0	0	0	2	6	-4	25.00	0	0	0		0	-2	0:00	0:00	0:00		0:00	0	0:00		
22	F	MUEHLHANS Veit	M	0	0	0	0	0	0	0	0.00	0	0	0		0	0	0:00	0:00	0:00		0:00	0	0:00		
15	GK	BRZOSKA Klaus	M	0	0	0	0					0	0	0		0										
47	GK	KUNST Simon	M	0	0	0	0					0	0	0		0										
Total					0	0	0	14	22	36	-14	37.93	4	1	6		11									

Team : RUS (red)

Head Coach : BATYRSHIN Ruslan

Head Coach : BATYRSHIN Ruslan											Shots on Goal						Time on Ice									
No.	Pos.	Name	Gen	G	A	P	PIM	FO+	FO-	FO+/-	FO%	1	2	3	OT	TS	+/-	1	2	3	OT	TOT	SHF	AVG		
5	D	VARLAKOV Vasilii	M	1	1	2	2	0	0	0	0.00	2	2	1		5	+2	0:00	0:00	0:00		0:00	0	0:00		
6	D	MIACHIN Mikhail	M	1	0	1	0	0	0	0	0.00	1	0	1		2	+2	0:00	0:00	0:00		0:00	0	0:00		
13	F	SHIKHOV Konstantin (BP)	M	1	0	1	2	0	1	-1	0.00	3	2	0		5	+2	0:00	0:00	0:00		0:00	0	0:00		
18	F	SOKOLOV Andrey	M	1	0	1	0	15	7	8	68.18	1	1	4		6	+2	0:00	0:00	0:00		0:00	0	0:00		
22	F	TERENTEV Nikolai	M	1	2	3	0	1	2	-1	33.33	0	1	0		1	+2	0:00	0:00	0:00		0:00	0	0:00		
8	F	LISOV Dmitrii +C	M	1	1	2	0	2	1	1	66.67	1	0	1		2	+4	0:00	0:00	0:00		0:00	0	0:00		
9	F	KHAMZIN Airat	M	0	1	1	2	9	7	2	56.25	1	2	0		3	+4	0:00	0:00	0:00		0:00	0	0:00		
15	D	GALKIN Dmitrii	M	0	0	0	0	0	0	0	0.00	0	1	0		1	+5	0:00	0:00	0:00		0:00	0	0:00		
19	D	KUZNETSOV Ivan	M	1	1	2	0	0	0	0	0.00	0	3	0		3	+5	0:00	0:00	0:00		0:00	0	0:00		
21	F	PETROV Evgenii +A	M	2	2	4	0	0	0	0	0.00	4	2	1		7	+4	0:00	0:00	0:00		0:00	0	0:00		
4	D	EREMIN Aleksei	M	0	1	1	0	0	0	0	0.00	0	0	0		0	+1	0:00	0:00	0:00		0:00	0	0:00		
23	F	VOLKOV Ilia +A	M	1	1	2	2	9	4	5	69.23	0	2	4		6	+1	0:00	0:00	0:00		0:00	0	0:00		
28	F	KUZMINYKH Maksim	M	0	1	1	0	0	0	0	0.00	0	1	0		1	+1	0:00	0:00	0:00		0:00	0	0:00		
1	GK	PLOTNIKOV Evgenii	M	0	0	0	0					0	0	0		0										
20	GK	KAMANTSEV Vladimir	M	0	0	0	0					0	0	0		0										
Total				10	11	21	8	36	22	14	62.07	13	17	12		42										

## Round Robin

R	Team	GP	W	OTW	OTL	L	GDF	GF:GA	PTS
1	RUS	5	5	0	0	0	+73	74 : 1	15
2	SVK	5	3	1	0	1	+17	29 : 12	11
3	CHN	5	3	0	0	2	+34	40 : 6	9
4	GER	5	2	0	1	2	+15	31 : 16	7
5	POL	5	1	0	0	4	-67	3 : 70	3
6	GBR	5	0	0	0	5	-72	3 : 75	0

	CHN	GBR	GER	POL	RUS	SVK
CHN	*****	17:0	4:1	17:0	1:3	1:2
GBR	0:17	*****	0:16	2:3	0:25	1:14
GER	1:4	16:0	*****	13:0	0:10	1:2
POL	0:17	3:2	0:13	*****	0:27	0:11
RUS	3:1	25:0	10:0	27:0	*****	9:0
SVK	2:1	14:1	2:1	11:0	0:9	*****



Ice Hockey  
Mixed  
Round Robin

<b>Legend:</b>					
<b>(G)</b>	Goals in tournament	<b>*</b>	does not count for Plus/minus	<b>+/-</b>	Plus/minus net
<b>+C</b>	Captain	<b>A</b>	Assists	<b>D</b>	Defence
<b>ET/Res</b>	Penalty end time/Result of game	<b>F</b>	Forward	<b>FO-</b>	Face-offs lost
<b>FO+</b>	Face-offs won	<b>FO+/-</b>	Face-offs net	<b>G</b>	Goals
<b>GDF</b>	Goal difference	<b>Gen</b>	Gender	<b>GF</b>	Goals for
<b>GP</b>	Games played	<b>L</b>	Losses	<b>M</b>	Male
<b>No.</b>	Jersey number	<b>OT</b>	Overtime	<b>OTL</b>	Overtime losses
<b>P</b>	Points	<b>PIM</b>	Penalties in minutes	<b>Pos.</b>	Position
<b>PPG</b>	Power play goals	<b>PTS</b>	Points	<b>R</b>	Rank
<b>SOG</b>	Shots on goal	<b>SVS</b>	Saves	<b>TPP</b>	Time on power play
<b>W</b>	Wins			<b>+A</b>	Assistant captain
				<b>EQ</b>	Equal strength
				<b>FO%</b>	Face-offs won as percentage
				<b>GA</b>	Goals against
				<b>GK</b>	Goalkeeper
				<b>MIP</b>	Minutes in play (GK)
				<b>OTW</b>	Overtime wins
				<b>PP1</b>	Power play - 1 player
				<b>SHG</b>	Shorthanded goals
				<b>TS</b>	Total shots



Ice Hockey  
Mixed  
Round Robin

Shot Chart  
As of FRI 22 NOV 2019

GER - RUS


Shots by GER

Goals (o): 0

SSG (+): 4

SSP (-): 0

SPG (-): 0



GK 20 of RUS



Period: 1




Shots by RUS

Goals (o): 2

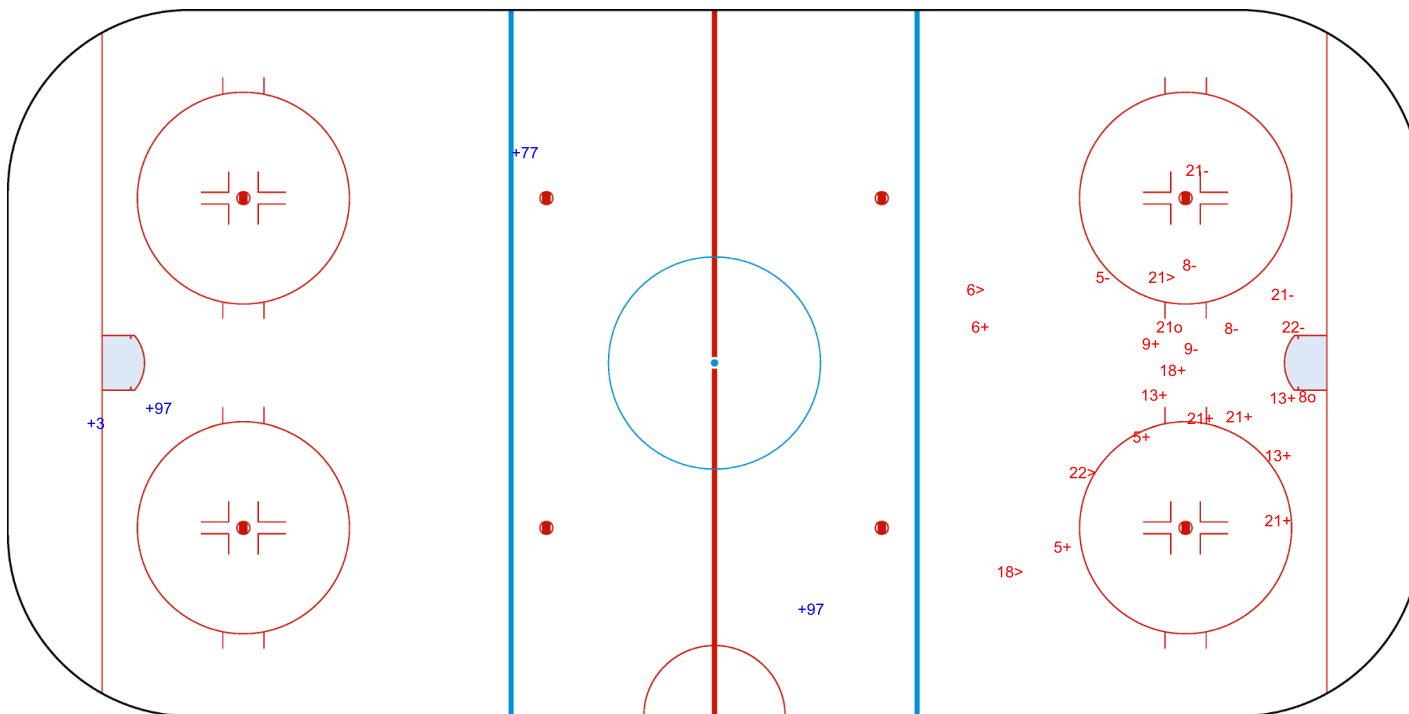
SSG (+): 11

SSP (>): 4

SPG (-): 7



GK 15 of GER



Legend:

GK

Goalkeeper

SPG

Shots past goal

SSG

Shots saved by goalkeeper

SSP

Shots saved by player



Shot Chart  
As of FRI 22 NOV 2019

GER - RUS

Shots by RUS

Goals (o): 5

SSG (+): 12

SSP (<): 3

SPG (-): 4

o22

o23

o21 o13

GK 15 of GER



Period: 2



Shots by GER

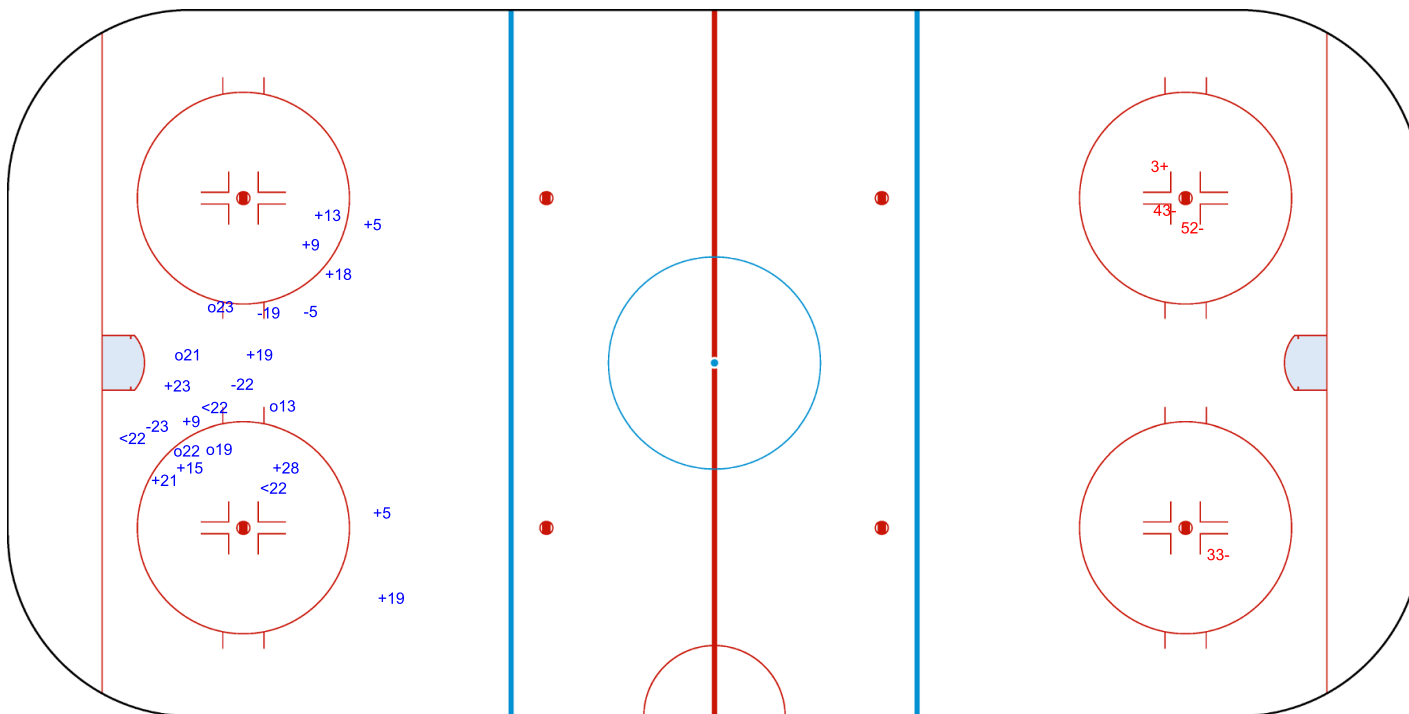
Goals (o): 0

SSG (+): 1

SSP (>): 0

SPG (-): 3

GK 20 of RUS



Legend:

GK

Goalkeeper

SPG

Shots past goal

SSG

Shots saved by goalkeeper

SSP

Shots saved by player



Ice Hockey  
Mixed  
Round Robin

Shot Chart  
As of FRI 22 NOV 2019

GER - RUS


Shots by GER

Goals (o): 0

SSG (+): 6

SSP (-): 0

SPG (-): 0



GK 20 of RUS



Period: 3



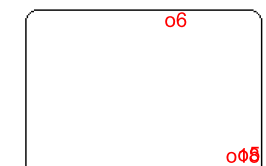
Shots by RUS

Goals (o): 3

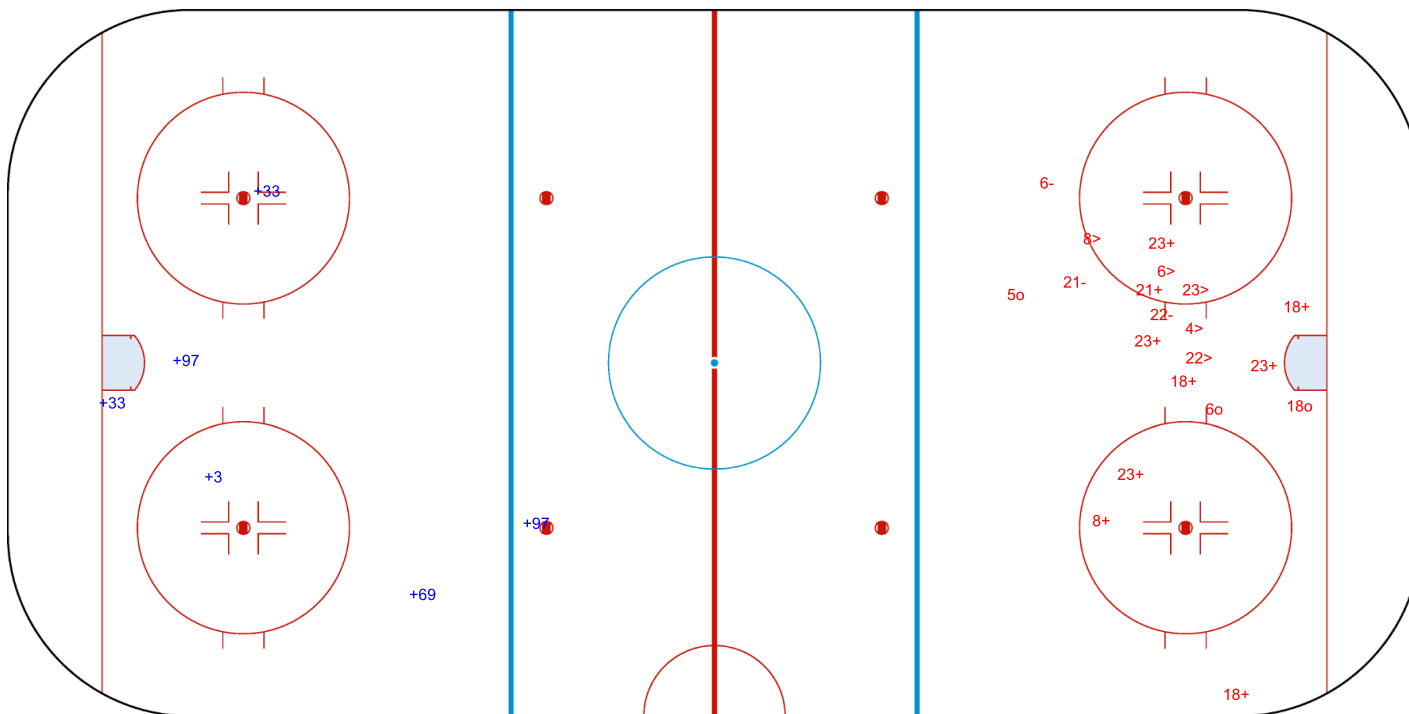
SSG (+): 9

SSP (>): 5

SPG (-): 3



GK 15 of GER



Legend:							
<b>GK</b>	Goalkeeper	<b>SPG</b>	Shots past goal	<b>SSG</b>	Shots saved by goalkeeper	<b>SSP</b>	Shots saved by player

**Face-off Chart**  
As of FRI 22 NOV 2019

**GER - RUS**

**PERIOD 1**

	GER		RUS		GER		RUS		GER		RUS		
	Def. zone	Att. zone	Def. zone	Att. zone	Neutral zone		Att. zone	Def. zone	Att. zone	Def. zone	Att. zone	Def. zone	
	- 43	+ 18	- 43	+ 18	- 43	+ 22	+ 43	- 13					
	- 43	+ 18	- 43	+ 18	- 43	+ 18	- 11	+ 9					
	+ 3	- 8	+ 11	- 9	+ 43	- 9	+ 43	- 9					
	- 33	+ 8											
	+ 43	- 18											
	+ 43	- 18											
	+ 11	- 18											
	- 3	+ 18											
	- 43	+ 8											
Total wins / period	4 / 44%	5 / 56%	2 / 50%	2 / 50%			2 / 67%	1 / 33%					
Total wins all zones													
	GER		RUS										
	8 / 50%		8 / 50%										

**PERIOD 2**

	GER		RUS		GER		RUS		GER		RUS		
	Def. zone	Att. zone	Def. zone	Att. zone	Neutral zone		Att. zone	Def. zone	Att. zone	Def. zone	Att. zone	Def. zone	
	+ 33	- 23	- 43	+ 18	- 43	+ 18	+ 33	- 18					
	+ 43	- 9	+ 11	- 9	- 43	+ 23	- 43	+ 9					
	- 3	+ 18	- 43	+ 23	- 11	+ 9							
	- 33	+ 9	- 11	+ 9	+ 11	- 9							
	- 43	+ 18	+ 12	- 23	- 43	+ 23							
	- 43	+ 18	- 12	+ 18									
	- 43	+ 18											
	- 43	+ 18											
	+ 43	- 22											
	- 12	+ 23											
	- 12	+ 23											
	+ 3	- 18											
	+ 3	- 18											
Total wins / period	5 / 38%	8 / 62%	3 / 38%	5 / 62%			1 / 50%	1 / 50%					
Total wins all zones													
	GER		RUS										
	9 / 39%		14 / 61%										

**PERIOD 3**

	GER		RUS		GER		RUS		GER		RUS		
	Def. zone	Att. zone	Def. zone	Att. zone	Neutral zone		Att. zone	Def. zone	Att. zone	Def. zone	Att. zone	Def. zone	
	- 43	+ 23	- 43	+ 18	- 43	+ 18	- 12	+ 18					
	- 43	+ 23	- 12	+ 9	- 12	+ 9	- 12	+ 23					
	+ 43	- 9	+ 43	- 18	+ 43	- 18	- 3	+ 9					
	- 43	+ 18	- 43	+ 18	- 43	+ 18							
	- 43	+ 9	+ 12	- 23									
	- 3	+ 9											
	- 43	+ 23											
	- 43	+ 23											
	- 43	+ 9											
	+ 43	- 22											
	+ 43	- 23											
Total wins / period	3 / 27%	8 / 73%	2 / 40%	3 / 60%			0 / 0%	3 / 100%					
Total wins all zones													
	GER		RUS										
	5 / 26%		14 / 74%										





**Ice Hockey**  
**Mixed**  
**Round Robin**

**TOTAL**

Total wins / game	GER	RUS	GER	RUS	GER	RUS	Total wins all zones	
	Def. zone	Att. zone	Neutral zone		Att. zone	Def. zone		
	12 / 36%	21 / 64%	7 / 41%	10 / 59%	3 / 38%	5 / 62%	GER	RUS
							22 / 38%	36 / 62%

**HEAD TO HEAD**

		RUS										
	No.	8	9	13	18	22	23	Tot	wins GER	Dz	Nz	Az
GER	3	1 - 0	0 - 2		2 - 2			7	3 43%	3 50%		0 0%
	11		3 - 2		1 - 0			6	4 67%	1 100%	3 75%	0 0%
	12		0 - 1		0 - 2		2 - 3	8	2 25%	0 0%	2 50%	0 0%
	33	0 - 1	0 - 1		1 - 0		1 - 0	4	2 50%	1 33%		1 100%
	43	0 - 1	4 - 3	1 - 0	3 - 11	2 - 1	1 - 6	33	11 33%	7 33%	2 22%	2 67%
	Tot	3	16	1	22	3	13	58	22 38%	12 36%	7 41%	3 38%
	wins RUS	2 67%	9 56%	0 0%	15 68%	1 33%	9 69%	36 62%				
	Dz		3 75%	0 0%	1 50%		1 100%	5 62%				
	Nz		2 33%		5 83%	1 100%	2 50%	10 59%				
	Az	2 67%	4 67%		9 64%	0 0%	6 75%	21 64%				

**Legend:**

**Az** Attacking zone      **Dz** Defending zone      **No.** Jersey number      **Nz** Neutral zone      **Tot** Total face-offs played

## Team Statistics

As of FRI 22 NOV 2019

Including Game #15

### Scoring Efficiency

(Ranked by highest SG% / highest GP)

R Team	GP	GF	SSG	SOG	SG%
1 SVK	5	29	64	93	<b>31.18</b>
2 RUS	5	74	171	245	<b>30.20</b>
3 CHN	5	40	105	145	<b>27.59</b>
4 GER	5	31	111	142	<b>21.83</b>
5 POL	5	3	21	24	<b>12.50</b>
6 GBR	5	3	30	33	<b>9.09</b>

### Power Play

(Ranked by highest PP% / highest GP)

R Team	GP	ADV	PPGF	PP%	TPP	M:S
1 RUS	5	23	11	<b>47.83</b>	30:14	02:44
2 POL	5	14	2	<b>14.29</b>	24:31	12:15
3 CHN	5	16	2	<b>12.50</b>	25:29	12:44
4 SVK	5	9	1	<b>11.11</b>	17:25	17:25
5 GBR	5	19	2	<b>10.53</b>	35:17	17:38
6 GER	5	8	0	<b>0.00</b>	10:41	00:00

### Penalty Killing

(Ranked by highest PK% / highest GP)

R Team	GP	DVG	PPGA	PK%	TSH	M:S
1 CHN	5	17	0	<b>100.00</b>	28:50	00:00
2 RUS	5	14	1	<b>92.86</b>	22:41	22:41
3 GER	5	20	3	<b>85.00</b>	31:50	10:36
4 SVK	5	15	4	<b>73.33</b>	28:38	07:09
5 POL	5	7	3	<b>57.14</b>	08:14	02:44
6 GBR	5	16	7	<b>56.25</b>	23:24	03:20

### Goalkeeping

(Ranked by highest SVS%)

R Team	GP	GA	SVS	SOG	SVS%	GAA	SHGA	PPGA	SO	ENG
1 RUS	5	1	30	31	<b>96.77</b>	0.20	0	1	4	0
2 CHN	5	6	55	61	<b>90.16</b>	1.20	0	0	2	0
3 SVK	5	12	89	101	<b>88.12</b>	2.40	0	4	1	0
4 GER	5	16	70	86	<b>81.40</b>	3.20	0	3	2	0
5 POL	5	70	130	200	<b>65.00</b>	14.00	3	3	0	0
6 GBR	5	75	128	203	<b>63.05</b>	15.00	9	7	0	0

### Penalties

(Ranked by highest PIM)

R Team	GP	2	5	10	GM	MP	PIM	PAVG
1 GER	5	25	0	2	0	0	<b>70</b>	14:00
2 CHN	5	21	0	1	0	0	<b>52</b>	10:00
3 RUS	5	18	0	1	0	0	<b>46</b>	9:00
4 GBR	5	19	0	0	0	0	<b>38</b>	7:00
5 SVK	5	17	0	0	0	0	<b>34</b>	6:00
6 POL	5	7	0	0	0	0	<b>14</b>	2:00

### Shorthanded Goals

(Ranked by highest NET / lowest GP)

R Team	GP	SHGF	SHGA	NET
1 CHN	5	6	0	<b>+6</b>
2 GER	5	2	0	<b>+2</b>
2 RUS	5	2	0	<b>+2</b>
2 SVK	5	2	0	<b>+2</b>
5 POL	5	0	3	<b>-3</b>
6 GBR	5	0	9	<b>-9</b>

### Attendance

(Ranked by highest average attendance)

R Team	GP	Spect	AVG
1 GER	5	1378	<b>275</b>
2 CHN	5	896	<b>179</b>
3 RUS	5	725	<b>145</b>
4 GBR	5	484	<b>96</b>
5 POL	5	232	<b>46</b>
6 SVK	5	155	<b>31</b>
<b>Total</b>	<b>15</b>	<b>1935</b>	<b>129</b>

### Legend:

<b>2</b>	Two (2) minute penalties	<b>5</b>	Five (5) minute penalties	<b>10</b>	Ten (10) minute penalties
<b>ADV</b>	Advantage (times on power play)	<b>AVG</b>	Average	<b>DVG</b>	Disadvantage (number of times shorthanded)
<b>ENG</b>	Empty net goals	<b>GA</b>	Goals against	<b>GAA</b>	Goals against as average per 45 minutes
<b>GF</b>	Goals for	<b>GM</b>	Game misconducts	<b>GP</b>	Number of games played
<b>MP</b>	Match penalties	<b>M:S</b>	Average time in min. and sec.	<b>NET</b>	SHGF - SHGA
<b>PAVG</b>	PIM in average	<b>PIM</b>	Penalties in minutes	<b>PK%</b>	Penalty killing percentage
<b>PPGA</b>	Power play goals against	<b>PPGF</b>	Power play goals for	<b>PP%</b>	Power play eff. as percentage
<b>R</b>	Ranking	<b>SG%</b>	Percentage of goals from total shots	<b>SHGA</b>	Shorthanded goals against
<b>SHGF</b>	Shorthanded goals for	<b>SO</b>	Shutouts	<b>SOG</b>	Shots on goal
<b>Spect</b>	Spectators	<b>SSG</b>	Shots saved by goalkeeper	<b>SVS</b>	Saves
<b>SVS%</b>	SVS as percentage of total SOG	<b>TPP</b>	Time of power play	<b>TSH</b>	Time shorthanded in min. and sec.



## Player Statistics by Team

As of FRI 22 NOV 2019

Including Game #13

### CHN - China

#### Playing Statistics

No.	Name	Gen	Pos.	GP	G	A	PTS	PIM	+/-	GWG	PPG	SHG	SOG	SG%	TM	M/G	TSh	AT/S
1	WANG Wei	M	GK	5	0	0	0	0		0	0	0	0	0.00				
5	BAI Xue Song	M	F	5	2	3	5	4	+13	1	0	1	5	40.00	0:00	0:00	0	0:00
7	XU Jin Qiang	M	D	5	0	3	3	10	+21	0	0	0	2	0.00	0:00	0:00	0	0:00
8	WANG Zhi Dong	M	F	5	4	4	8	10	+12	0	0	0	20	20.00	0:00	0:00	0	0:00
10	LI Zhen Yang	M	D	4	2	1	3	0	+7	0	0	1	4	50.00	0:00	0:00	0	0:00
12	CHE Hang	M	F	2	2	0	2	0	+5	0	0	0	3	66.67	0:00	0:00	0	0:00
15	SONG Xiao Dong	M	F	5	3	3	6	4	+8	0	1	0	6	50.00	0:00	0:00	0	0:00
16	GUO Xi Zhu	M	F	5	1	5	6	0	+14	0	0	0	8	12.50	0:00	0:00	0	0:00
17	SHEN Yi Feng	M	F	5	7	6	13	2	+13	0	0	2	35	20.00	0:00	0:00	0	0:00
18	WANG Ju Jiang	M	F	5	4	4	8	0	+10	0	0	1	13	30.77	0:00	0:00	0	0:00
19	ZHANG Zheng	M	F	5	2	3	5	2	+10	0	0	0	6	33.33	0:00	0:00	0	0:00
20	JI Yan Zhao	M	GK	5	0	0	0	0		0	0	0	0	0.00				
22	HU Guang Jian	M	D	5	1	5	6	4	+5	0	0	0	5	20.00	0:00	0:00	0	0:00
23	CUI Yo Tao	M	F	2	1	0	1	2	+2	0	0	0	2	50.00	0:00	0:00	0	0:00
24	ZHU Zhan Fu	M	D	5	1	1	2	8	+8	0	0	0	8	12.50	0:00	0:00	0	0:00
28	TIAN Jin Tao	M	F	5	6	4	10	4	+13	2	0	1	20	30.00	0:00	0:00	0	0:00
30	QIU Dian Peng	M	F	2	4	0	4	0	+11	0	1	0	8	50.00	0:00	0:00	0	0:00

#### Goalkeeping Statistics

No.	Name	Gen	GPT	GKD	GPI	MIP	MIP%	GA	SVS	SOG	SVS%	GAA	SO	W	L
1	WANG Wei	M	5	5	3	105:00	46.67	3	21	24	87.50	1.29	0	1	1
20	JI Yan Zhao	M	5	5	3	120:00	53.33	3	34	37	91.89	1.13	1	2	1

#### Legend:

<b>A</b>	Assists	<b>AT/S</b>	Average time per shift	<b>D</b>	Defence
<b>F</b>	Forward	<b>G</b>	Goals	<b>GA</b>	Goals against
<b>GAA</b>	Goals against as average per 45 minutes	<b>Gen</b>	Gender	<b>GK</b>	Goalkeeper
<b>GKD</b>	Goalkeeper dressed	<b>GP</b>	Number of games played	<b>GPI</b>	Games played in
<b>GPT</b>	Number of games played by team	<b>GWG</b>	Game winning goals	<b>L</b>	Number of games lost
<b>M</b>	Male	<b>MIP</b>	Minutes and seconds played	<b>MIP%</b>	MIP as percentage
<b>M/G</b>	Minutes per game	<b>No.</b>	Jersey number	<b>PIM</b>	Penalties in minutes
<b>Pos.</b>	Position on team	<b>PPG</b>	Power play goals	<b>PTS</b>	Points
<b>SG%</b>	Percentage of goals from total shots	<b>SHG</b>	Shorthanded goals	<b>SO</b>	Shutouts
<b>SOG</b>	Shots on goal	<b>SVS</b>	Saves	<b>SVS%</b>	SVS as percentage of total SOG
<b>TM</b>	Total minutes played	<b>TSh</b>	Total shifts played	<b>W</b>	Number of games won
<b>+/-</b>	Plus/minus net				



## Player Statistics by Team

As of FRI 22 NOV 2019

Including Game #13

### GBR - Great Britain

#### Playing Statistics

No.	Name	Gen	Pos.	GP	G	A	PTS	PIM	+/-	GWG	PPG	SHG	SOG	SG%	TM	M/G	TSh	AT/S
4	WOOLLIAS Matt	M	F	5	2	1	3	18	-58	0	1	0	10	20.00	0:00	0:00	0	0:00
5	CLARKSON Matt	M	D	5	0	0	0	6	-60	0	0	0	5	0.00	0:00	0:00	0	0:00
6	NICHOLSON Karl	M	F	5	0	2	2	6	-56	0	0	0	5	0.00	0:00	0:00	0	0:00
9	CHRISTOPHER Tyler	M	F	5	1	1	2	4	-56	0	1	0	11	9.09	0:00	0:00	0	0:00
13	LAHAN Dean	M	D	5	0	0	0	0	-3	0	0	0	0	0.00	0:00	0:00	0	0:00
14	BOOTH Anthony	M	F	5	0	0	0	0	-15	0	0	0	0	0.00	0:00	0:00	0	0:00
20	HACKWORTH Bryan	M	GK	5	0	0	0	0		0	0	0	0	0.00				
22	le GALLOUDEC Jonathon	M	D	5	0	0	0	4	-55	0	0	0	1	0.00	0:00	0:00	0	0:00
28	COLQUITT Mark	M	D	5	0	0	0	0	-18	0	0	0	1	0.00	0:00	0:00	0	0:00
94	QUINN Martin	M	F	5	0	0	0	0	-11	0	0	0	0	0.00	0:00	0:00	0	0:00

#### Goalkeeping Statistics

No.	Name	Gen	GPT	GKD	GPI	MIP	MIP%	GA	SVS	SOG	SVS%	GAA	SO	W	L
20	HACKWORTH Bryan	M	5	5	5	225:00	100.00	75	128	203	63.05	15.00	0	0	5

#### Legend:

<b>A</b>	Assists	<b>AT/S</b>	Average time per shift	<b>D</b>	Defence
<b>F</b>	Forward	<b>G</b>	Goals	<b>GA</b>	Goals against
<b>GAA</b>	Goals against as average per 45 minutes	<b>Gen</b>	Gender	<b>GK</b>	Goalkeeper
<b>GKD</b>	Goalkeeper dressed	<b>GP</b>	Number of games played	<b>GPI</b>	Games played in
<b>GPT</b>	Number of games played by team	<b>GWG</b>	Game winning goals	<b>L</b>	Number of games lost
<b>M</b>	Male	<b>MIP</b>	Minutes and seconds played	<b>MIP%</b>	MIP as percentage
<b>M/G</b>	Minutes per game	<b>No.</b>	Jersey number	<b>PIM</b>	Penalties in minutes
<b>Pos.</b>	Position on team	<b>PPG</b>	Power play goals	<b>PTS</b>	Points
<b>SG%</b>	Percentage of goals from total shots	<b>SHG</b>	Shorthanded goals	<b>SO</b>	Shutouts
<b>SOG</b>	Shots on goal	<b>SVS</b>	Saves	<b>SVS%</b>	SVS as percentage of total SOG
<b>TM</b>	Total minutes played	<b>TSh</b>	Total shifts played	<b>W</b>	Number of games won
<b>+/-</b>	Plus/minus net				

## Player Statistics by Team

As of FRI 22 NOV 2019

Including Game #15

### GER - Germany

#### Playing Statistics

No.	Name	Gen	Pos.	GP	G	A	PTS	PIM	+/-	GWG	PPG	SHG	SOG	SG%	TM	M/G	TSh	AT/S
3	DISVELD Bas	M	F	5	6	3	9	2	+9	0	0	0	13	46.15	0:00	0:00	0	0:00
4	KRUEGER Nils	M	D	1	1	0	1	0	+2	0	0	0	2	50.00	0:00	0:00	0	0:00
6	RAEDLER Hugo	M	D	5	1	5	6	4	+5	0	0	0	6	16.67	0:00	0:00	0	0:00
7	BENTZEN Finn	M	F	5	2	1	3	0	+8	0	0	0	5	40.00	0:00	0:00	0	0:00
11	WOLFF Jacob	M	F	5	0	1	1	4	+4	0	0	0	4	0.00	0:00	0:00	0	0:00
12	JASTER Christian	M	D	4	2	1	3	2	+6	0	0	0	8	25.00	0:00	0:00	0	0:00
15	BRZOSKA Klaus	M	GK	5	0	0	0	0		0	0	0	0	0.00				
22	MUEHLHANS Veit	M	F	4	0	0	0	0	0	0	0	0	1	0.00	0:00	0:00	0	0:00
33	KUHLLI-LAUENSTEIN Ingo	M	F	5	3	4	7	4	+9	0	0	0	18	16.67	0:00	0:00	0	0:00
43	HERING Bernhard	M	F	5	4	7	11	6	+6	1	0	1	22	18.18	0:00	0:00	0	0:00
47	KUNST Simon	M	GK	5	0	0	0	0		0	0	0	0	0.00				
52	PABST Robert	M	D	5	3	2	5	4	+4	0	0	1	11	27.27	0:00	0:00	0	0:00
69	SKLORZ Lucas	M	D	5	0	4	4	16	+11	0	0	0	8	0.00	0:00	0:00	0	0:00
77	WEDDE Joerg	M	F	5	4	4	8	6	+7	0	0	0	12	33.33	0:00	0:00	0	0:00
83	PILZ Christian	M	D	5	0	0	0	16	+3	0	0	0	8	0.00	0:00	0:00	0	0:00
97	SCHRADER Felix	M	F	5	5	9	14	4	+13	1	0	0	24	20.83	0:00	0:00	0	0:00

#### Goalkeeping Statistics

No.	Name	Gen	GPT	GKD	GPI	MIP	MIP%	GA	SVS	SOG	SVS%	GAA	SO	W	L
15	BRZOSKA Klaus	M	5	5	3	120:00	53.27	10	39	49	79.59	3.75	1	1	1
47	KUNST Simon	M	5	5	3	105:16	46.73	6	31	37	83.78	2.56	0	1	2

#### Legend:

<b>A</b>	Assists	<b>AT/S</b>	Average time per shift	<b>D</b>	Defence
<b>F</b>	Forward	<b>G</b>	Goals	<b>GA</b>	Goals against
<b>GAA</b>	Goals against as average per 45 minutes	<b>Gen</b>	Gender	<b>GK</b>	Goalkeeper
<b>GKD</b>	Goalkeeper dressed	<b>GP</b>	Number of games played	<b>GPI</b>	Games played in
<b>GPT</b>	Number of games played by team	<b>GWG</b>	Game winning goals	<b>L</b>	Number of games lost
<b>M</b>	Male	<b>MIP</b>	Minutes and seconds played	<b>MIP%</b>	MIP as percentage
<b>M/G</b>	Minutes per game	<b>No.</b>	Jersey number	<b>PIM</b>	Penalties in minutes
<b>Pos.</b>	Position on team	<b>PPG</b>	Power play goals	<b>PTS</b>	Points
<b>SG%</b>	Percentage of goals from total shots	<b>SHG</b>	Shorthanded goals	<b>SO</b>	Shutouts
<b>SOG</b>	Shots on goal	<b>SVS</b>	Saves	<b>SVS%</b>	SVS as percentage of total SOG
<b>TM</b>	Total minutes played	<b>TSh</b>	Total shifts played	<b>W</b>	Number of games won
<b>+/-</b>	Plus/minus net				



## Player Statistics by Team

As of FRI 22 NOV 2019

Including Game #14

### POL - Poland

#### Playing Statistics

No.	Name	Gen	Pos.	GP	G	A	PTS	PIM	+/-	GWG	PPG	SHG	SOG	SG%	TM	M/G	TSh	AT/S
4	FLIS Sylwester	M	D	5	2	0	2	2	-66	0	1	0	8	25.00	0:00	0:00	0	0:00
10	KARTOSZ Sebastian	M	D	5	0	2	2	2	-66	0	0	0	1	0.00	0:00	0:00	0	0:00
16	DRAPALA Radoslaw	M	F	5	1	1	2	0	-39	1	1	0	5	20.00	0:00	0:00	0	0:00
18	HAK Szymon	M	F	5	0	0	0	0	-35	0	0	0	2	0.00	0:00	0:00	0	0:00
19	MLYNARCZYK Andrzej	M	GK	5	0	0	0	0		0	0	0	0	0.00				
20	SEKULSKI Krzysztof	M	GK	5	0	0	0	0		0	0	0	0	0.00				
28	ZIELINSKI Mariusz	M	F	5	0	0	0	0	-28	0	0	0	0	0.00	0:00	0:00	0	0:00
68	MURAWSKI Mateusz	M	F	5	0	1	1	4	-34	0	0	0	4	0.00	0:00	0:00	0	0:00
77	CIULA Lukasz	M	F	5	0	0	0	2	-29	0	0	0	1	0.00	0:00	0:00	0	0:00
87	HEBDA Marcin	M	F	5	0	1	1	4	-34	0	0	0	3	0.00	0:00	0:00	0	0:00

#### Goalkeeping Statistics

No.	Name	Gen	GPT	GKD	GPI	MIP	MIP%	GA	SVS	SOG	SVS%	GAA	SO	W	L
19	MLYNARCZYK Andrzej	M	5	5	3	105:00	46.67	25	52	77	67.53	10.71	0	1	1
20	SEKULSKI Krzysztof	M	5	5	3	120:00	53.33	45	78	123	63.41	16.88	0	0	3

#### Legend:

<b>A</b>	Assists	<b>AT/S</b>	Average time per shift	<b>D</b>	Defence
<b>F</b>	Forward	<b>G</b>	Goals	<b>GA</b>	Goals against
<b>GAA</b>	Goals against as average per 45 minutes	<b>Gen</b>	Gender	<b>GK</b>	Goalkeeper
<b>GKD</b>	Goalkeeper dressed	<b>GP</b>	Number of games played	<b>GPI</b>	Games played in
<b>GPT</b>	Number of games played by team	<b>GWG</b>	Game winning goals	<b>L</b>	Number of games lost
<b>M</b>	Male	<b>MIP</b>	Minutes and seconds played	<b>MIP%</b>	MIP as percentage
<b>M/G</b>	Minutes per game	<b>No.</b>	Jersey number	<b>PIM</b>	Penalties in minutes
<b>Pos.</b>	Position on team	<b>PPG</b>	Power play goals	<b>PTS</b>	Points
<b>SG%</b>	Percentage of goals from total shots	<b>SHG</b>	Shorthanded goals	<b>SO</b>	Shutouts
<b>SOG</b>	Shots on goal	<b>SVS</b>	Saves	<b>SVS%</b>	SVS as percentage of total SOG
<b>TM</b>	Total minutes played	<b>TSh</b>	Total shifts played	<b>W</b>	Number of games won
<b>+/-</b>	Plus/minus net				

## Player Statistics by Team

As of FRI 22 NOV 2019

Including Game #15

### RUS - Russia

#### Playing Statistics

No.	Name	Gen	Pos.	GP	G	A	PTS	PIM	+/-	GWG	PPG	SHG	SOG	SG%	TM	M/G	TSh	AT/S
1	PLOTNIKOV Evgenii	M	GK	5	0	0	0	0		0	0	0	0	0.00				
4	EREMIN Aleksei	M	D	2	0	1	1	2	+2	0	0	0	0	0.00	0:00	0:00	0	0:00
5	VARLAKOV Vasilii	M	D	5	4	10	14	14	+34	0	2	0	17	23.53	0:00	0:00	0	0:00
6	MIACHIN Mikhail	M	D	5	6	6	12	2	+34	1	1	1	13	46.15	0:00	0:00	0	0:00
7	SEVERIN Roman	M	F	3	2	0	2	0	+4	0	0	0	3	66.67	0:00	0:00	0	0:00
8	LISOV Dmitrii	M	F	5	5	5	10	2	+26	1	0	0	25	20.00	0:00	0:00	0	0:00
9	KHAMZIN Airat	M	F	5	6	10	16	8	+28	0	1	0	23	26.09	0:00	0:00	0	0:00
10	MALETSKIY Igor	M	F	3	5	1	6	0	+12	0	0	0	11	45.45	0:00	0:00	0	0:00
13	SHIKHOV Konstantin	M	F	5	9	14	23	6	+31	1	1	0	30	30.00	0:00	0:00	0	0:00
15	GALKIN Dmitrii	M	D	5	2	7	9	0	+28	0	0	1	13	15.38	0:00	0:00	0	0:00
18	SOKOLOV Andrey	M	F	5	4	8	12	4	+29	0	0	0	19	21.05	0:00	0:00	0	0:00
19	KUZNETSOV Ivan	M	D	5	4	5	9	0	+29	1	0	0	14	28.57	0:00	0:00	0	0:00
20	KAMANTSEV Vladimir	M	GK	5	0	0	0	0		0	0	0	0	0.00				
21	PETROV Evgenii	M	F	5	11	9	20	2	+26	0	1	0	31	35.48	0:00	0:00	0	0:00
22	TERENTEV Nikolai	M	F	4	13	6	19	4	+15	1	4	0	28	46.43	0:00	0:00	0	0:00
23	VOLKOV Ilia	M	F	5	3	5	8	2	+9	0	1	0	15	20.00	0:00	0:00	0	0:00
28	KUZMINYKH Maksim	M	F	3	0	3	3	0	+4	0	0	0	3	0.00	0:00	0:00	0	0:00

#### Goalkeeping Statistics

No.	Name	Gen	GPT	GKD	GPI	MIP	MIP%	GA	SVS	SOG	SVS%	GAA	SO	W	L
1	PLOTNIKOV Evgenii	M	5	5	3	113:28	50.43	1	15	16	93.75	0.40	1	3	0
20	KAMANTSEV Vladimir	M	5	5	3	111:32	49.57	0	15	15	100.00	0.00	2	2	0

#### Legend:

<b>A</b>	Assists	<b>AT/S</b>	Average time per shift	<b>D</b>	Defence
<b>F</b>	Forward	<b>G</b>	Goals	<b>GA</b>	Goals against
<b>GAA</b>	Goals against as average per 45 minutes	<b>Gen</b>	Gender	<b>GK</b>	Goalkeeper
<b>GKD</b>	Goalkeeper dressed	<b>GP</b>	Number of games played	<b>GPI</b>	Games played in
<b>GPT</b>	Number of games played by team	<b>GWG</b>	Game winning goals	<b>L</b>	Number of games lost
<b>M</b>	Male	<b>MIP</b>	Minutes and seconds played	<b>MIP%</b>	MIP as percentage
<b>M/G</b>	Minutes per game	<b>No.</b>	Jersey number	<b>PIM</b>	Penalties in minutes
<b>Pos.</b>	Position on team	<b>PPG</b>	Power play goals	<b>PTS</b>	Points
<b>SG%</b>	Percentage of goals from total shots	<b>SHG</b>	Shorthanded goals	<b>SO</b>	Shutouts
<b>SOG</b>	Shots on goal	<b>SVS</b>	Saves	<b>SVS%</b>	SVS as percentage of total SOG
<b>TM</b>	Total minutes played	<b>TSh</b>	Total shifts played	<b>W</b>	Number of games won
<b>+/-</b>	Plus/minus net				



## Player Statistics by Team

As of FRI 22 NOV 2019

Including Game #14

### SVK - Slovakia

#### Playing Statistics

No.	Name	Gen	Pos.	GP	G	A	PTS	PIM	+/-	GWG	PPG	SHG	SOG	SG%	TM	M/G	TSh	AT/S
5	KASCAK Peter	M	D	5	2	1	3	2	+13	1	0	0	4	50.00	0:00	0:00	0	0:00
6	RAUS Ales	M	F	5	0	0	0	2	+3	0	0	0	2	0.00	0:00	0:00	0	0:00
7	STASAK Miroslav	M	F	5	3	3	6	0	+5	0	0	0	12	25.00	0:00	0:00	0	0:00
10	STIT Peter	M	D	5	2	0	2	4	+6	0	0	0	5	40.00	0:00	0:00	0	0:00
11	LIGDA Marian	M	F	5	2	9	11	4	+14	0	0	0	14	14.29	0:00	0:00	0	0:00
15	FOJTIK Erik	M	F	5	2	2	4	6	+14	1	0	1	3	66.67	0:00	0:00	0	0:00
18	LEPACEK Eduard	M	GK	5	0	0	0	0		0	0	0	0	0.00				
21	PASTUCHA Miroslav	M	GK	5	0	0	0	0		0	0	0	0	0.00				
22	KORMAN David	M	F	5	4	5	9	0	+10	0	0	0	8	50.00	0:00	0:00	0	0:00
25	JOPPA Martin	M	F	5	8	6	14	6	+16	0	1	1	20	40.00	0:00	0:00	0	0:00
44	TURIC Robert	M	F	5	1	4	5	0	+7	0	0	0	2	50.00	0:00	0:00	0	0:00
45	VECEREK Milos	M	F	5	5	3	8	2	+7	2	0	0	16	31.25	0:00	0:00	0	0:00
66	FERENCIK Slavomir	M	D	5	0	2	2	8	+3	0	0	0	7	0.00	0:00	0:00	0	0:00

#### Goalkeeping Statistics

No.	Name	Gen	GPT	GKD	GPI	MIP	MIP%	GA	SVS	SOG	SVS%	GAA	SO	W	L
18	LEPACEK Eduard	M	5	5	5	191:38	85.07	11	88	99	88.89	2.58	0	4	1
21	PASTUCHA Miroslav	M	5	5	2	33:38	14.93	1	1	2	50.00	1.34	0	0	0

#### Legend:

<b>A</b>	Assists	<b>AT/S</b>	Average time per shift	<b>D</b>	Defence
<b>F</b>	Forward	<b>G</b>	Goals	<b>GA</b>	Goals against
<b>GAA</b>	Goals against as average per 45 minutes	<b>Gen</b>	Gender	<b>GK</b>	Goalkeeper
<b>GKD</b>	Goalkeeper dressed	<b>GP</b>	Number of games played	<b>GPI</b>	Games played in
<b>GPT</b>	Number of games played by team	<b>GWG</b>	Game winning goals	<b>L</b>	Number of games lost
<b>M</b>	Male	<b>MIP</b>	Minutes and seconds played	<b>MIP%</b>	MIP as percentage
<b>M/G</b>	Minutes per game	<b>No.</b>	Jersey number	<b>PIM</b>	Penalties in minutes
<b>Pos.</b>	Position on team	<b>PPG</b>	Power play goals	<b>PTS</b>	Points
<b>SG%</b>	Percentage of goals from total shots	<b>SHG</b>	Shorthanded goals	<b>SO</b>	Shutouts
<b>SOG</b>	Shots on goal	<b>SVS</b>	Saves	<b>SVS%</b>	SVS as percentage of total SOG
<b>TM</b>	Total minutes played	<b>TSh</b>	Total shifts played	<b>W</b>	Number of games won
<b>+/-</b>	Plus/minus net				





## Goalkeepers

As of FRI 22 NOV 2019

Including Game #15

(Ranked by highest SVS% / lowest GAA / highest GPI)

Rank	Name	Gender	No.	Team	GKD	GPI	MIP	MIP%	SOG	GA	SVS	SVS%	GAA	PPGA	SHGA	SO
1	KAMANTSEV Vladimir	M	20	RUS	5	3	111:32	49.57	15	0	15	<b>100.00</b>	0.00	0	0	2
2	PLOTNIKOV Evgenii	M	1	RUS	5	3	113:28	50.43	16	1	15	<b>93.75</b>	0.40	1	0	1
3	JI Yan Zhao	M	20	CHN	5	3	120:00	53.33	37	3	34	<b>91.89</b>	1.13	0	0	1
4	LEPACEK Eduard	M	18	SVK	5	5	191:38	85.07	99	11	88	<b>88.89</b>	2.58	3	0	0
5	WANG Wei	M	1	CHN	5	3	105:00	46.67	24	3	21	<b>87.50</b>	1.29	0	0	0
6	KUNST Simon	M	47	GER	5	3	105:16	46.73	37	6	31	<b>83.78</b>	2.56	0	0	0
7	BRZOSKA Klaus	M	15	GER	5	3	120:00	53.27	49	10	39	<b>79.59</b>	3.75	3	0	1
8	MLYNARCZYK Andrzej	M	19	POL	5	3	105:00	46.67	77	25	52	<b>67.53</b>	10.71	1	0	0
9	SEKULSKI Krzysztof	M	20	POL	5	3	120:00	53.33	123	45	78	<b>63.41</b>	16.88	2	3	0
10	HACKWORTH Bryan	M	20	GBR	5	5	225:00	100.00	203	75	128	<b>63.05</b>	15.00	7	9	0

(Goalkeepers with less than 40% of their team's total minutes (MIP% less 40))

Name	Gender	No.	Team	GKD	GPI	MIP	MIP%	SOG	GA	SVS	SVS%	GAA	PPGA	SHGA	SO
PASTUCHA Miroslav	M	21	SVK	5	2	33:38	14.93	2	1	1	<b>50.00</b>	1.34	1	0	0

### Legend:

<b>GA</b>	Goals against	<b>GAA</b>	Goals against as average per 45 minutes	<b>GKD</b>	Goalkeeper dressed
<b>GPI</b>	Games played in	<b>M</b>	Male	<b>MIP</b>	Minutes and seconds played
<b>MIP%</b>	MIP as percentage	<b>No.</b>	Jersey number	<b>PPGA</b>	Power play goals against
<b>SHGA</b>	Shorthanded goals against	<b>SO</b>	Shutouts (no GA in a game)	<b>SOG</b>	Shots on goal (G+SSG)
<b>SVS</b>	Saves	<b>SVS%</b>	SVS as percentage of total SOG		



## Scoring Leaders

As of FRI 22 NOV 2019

Including Game #15

(Ranked by highest PTS/ highest G/ lowest GP)

Rank	Name	Gender	No.	Team	Pos.	GP	G	A	PTS	PIM	+/-
1	SHIKHOV Konstantin	M	13	RUS	F	5	9	14	<b>23</b>	6	+31
2	PETROV Evgenii	M	21	RUS	F	5	11	9	<b>20</b>	2	+26
3	TERENTEV Nikolai	M	22	RUS	F	4	13	6	<b>19</b>	4	+15
4	KHAMZIN Airat	M	9	RUS	F	5	6	10	<b>16</b>	8	+28
5	JOPPA Martin	M	25	SVK	F	5	8	6	<b>14</b>	6	+16
6	SCHRADER Felix	M	97	GER	F	5	5	9	<b>14</b>	4	+13
7	VARLAKOV Vasilii	M	5	RUS	D	5	4	10	<b>14</b>	14	+34
8	SHEN Yi Feng	M	17	CHN	F	5	7	6	<b>13</b>	2	+13
9	MIACHIN Mikhail	M	6	RUS	D	5	6	6	<b>12</b>	2	+34
10	SOKOLOV Andrey	M	18	RUS	F	5	4	8	<b>12</b>	4	+29
11	HERING Bernhard	M	43	GER	F	5	4	7	<b>11</b>	6	+6
12	LIGDA Marian	M	11	SVK	F	5	2	9	<b>11</b>	4	+14
13	TIAN Jin Tao	M	28	CHN	F	5	6	4	<b>10</b>	4	+13
14	LISOV Dmitrii	M	8	RUS	F	5	5	5	<b>10</b>	2	+26
15	DISVELD Bas	M	3	GER	F	5	6	3	<b>9</b>	2	+9
16	KORMAN David	M	22	SVK	F	5	4	5	<b>9</b>	0	+10
16	KUZNETSOV Ivan	M	19	RUS	D	5	4	5	<b>9</b>	0	+29
18	GALKIN Dmitrii	M	15	RUS	D	5	2	7	<b>9</b>	0	+28
19	VECEREK Milos	M	45	SVK	F	5	5	3	<b>8</b>	2	+7
20	WANG Ju Jiang	M	18	CHN	F	5	4	4	<b>8</b>	0	+10
20	WANG Zhi Dong	M	8	CHN	F	5	4	4	<b>8</b>	10	+12
20	WEDDE Joerg	M	77	GER	F	5	4	4	<b>8</b>	6	+7
23	VOLKOV Ilia	M	23	RUS	F	5	3	5	<b>8</b>	2	+9
24	KUHLI-LAUENSTEIN Ingo	M	33	GER	F	5	3	4	<b>7</b>	4	+9
25	MALETSKIY Igor	M	10	RUS	F	3	5	1	<b>6</b>	0	+12
26	SONG Xiao Dong	M	15	CHN	F	5	3	3	<b>6</b>	4	+8
26	STASAK Miroslav	M	7	SVK	F	5	3	3	<b>6</b>	0	+5
28	GUO Xi Zhu	M	16	CHN	F	5	1	5	<b>6</b>	0	+14
28	HU Guang Jian	M	22	CHN	D	5	1	5	<b>6</b>	4	+5
28	RAEDLER Hugo	M	6	GER	D	5	1	5	<b>6</b>	4	+5

## Legend:

<b>A</b>	Assists	<b>D</b>	Defence	<b>F</b>	Forward
<b>G</b>	Goals	<b>GP</b>	Number of games played	<b>M</b>	Male
<b>No.</b>	Jersey number	<b>PIM</b>	Penalties in minutes	<b>Pos.</b>	Position
<b>PTS</b>	Points	<b>+/-</b>	Plus/minus net		

# Goal Scoring Leaders

As of FRI 22 NOV 2019

Including Game #15

(Ranked by highest G/ lowest GP)

Rank	Name	Gender	No.	Team	Pos.	GP	G	S	SG%	PPG	SHG	+/-
1	TERENTEV Nikolai	M	22	RUS	F	4	13	28	46.43	4	0	+15
2	PETROV Evgenii	M	21	RUS	F	5	11	31	35.48	1	0	+26
3	SHIKHOV Konstantin	M	13	RUS	F	5	9	30	30.00	1	0	+31
4	JOPPA Martin	M	25	SVK	F	5	8	20	40.00	1	1	+16
5	SHEN Yi Feng	M	17	CHN	F	5	7	35	20.00	0	2	+13
6	DISVELD Bas	M	3	GER	F	5	6	13	46.15	0	0	+9
6	KHAMZIN Airat	M	9	RUS	F	5	6	23	26.09	1	0	+28
6	MIACHIN Mikhail	M	6	RUS	D	5	6	13	46.15	1	1	+34
6	TIAN Jin Tao	M	28	CHN	F	5	6	20	30.00	0	1	+13
10	MALETSKIY Igor	M	10	RUS	F	3	5	11	45.45	0	0	+12
11	LISOV Dmitrii	M	8	RUS	F	5	5	25	20.00	0	0	+26
11	SCHRADER Felix	M	97	GER	F	5	5	24	20.83	0	0	+13
11	VECEREK Milos	M	45	SVK	F	5	5	16	31.25	0	0	+7
14	QIU Dian Peng	M	30	CHN	F	2	4	8	50.00	1	0	+11
15	HERING Bernhard	M	43	GER	F	5	4	22	18.18	0	1	+6
15	KORMAN David	M	22	SVK	F	5	4	8	50.00	0	0	+10
15	KUZNETSOV Ivan	M	19	RUS	D	5	4	14	28.57	0	0	+29
15	SOKOLOV Andrey	M	18	RUS	F	5	4	19	21.05	0	0	+29
15	VARLAKOV Vasilii	M	5	RUS	D	5	4	17	23.53	2	0	+34
15	WANG Ju Jiang	M	18	CHN	F	5	4	13	30.77	0	1	+10
15	WANG Zhi Dong	M	8	CHN	F	5	4	20	20.00	0	0	+12
15	WEDDE Joerg	M	77	GER	F	5	4	12	33.33	0	0	+7
23	KUHLI-LAUENSTEIN Ingo	M	33	GER	F	5	3	18	16.67	0	0	+9
23	PABST Robert	M	52	GER	D	5	3	11	27.27	0	1	+4
23	SONG Xiao Dong	M	15	CHN	F	5	3	6	50.00	1	0	+8
23	STASAK Miroslav	M	7	SVK	F	5	3	12	25.00	0	0	+5
23	VOLKOV Ilia	M	23	RUS	F	5	3	15	20.00	1	0	+9
28	CHE Hang	M	12	CHN	F	2	2	3	66.67	0	0	+5
29	SEVERIN Roman	M	7	RUS	F	3	2	3	66.67	0	0	+4
30	JASTER Christian	M	12	GER	D	4	2	8	25.00	0	0	+6
30	LI Zhen Yang	M	10	CHN	D	4	2	4	50.00	0	1	+7

## Legend:

<b>D</b> Defence	<b>F</b> Forward	<b>G</b> Goals	<b>GP</b> Number of games played
<b>M</b> Male	<b>No.</b> Jersey number	<b>Pos.</b> Position	<b>PPG</b> Power play goals
<b>S</b> Shots	<b>SG%</b> Percentage of goals from total shots	<b>SHG</b> Shorthanded goals	<b>+/-</b> Plus/minus net

## Assist Leaders

As of FRI 22 NOV 2019  
Including Game #15

(Ranked by highest A/ lowest GP)

Rank	Name	Gender	No.	Team	Pos.	GP	A	+/-
1	SHIKHOV Konstantin	M	13	RUS	F	5	14	+31
2	KHAMZIN Airat	M	9	RUS	F	5	10	+28
2	VARLAKOV Vasilii	M	5	RUS	D	5	10	+34
4	LIGDA Marian	M	11	SVK	F	5	9	+14
4	PETROV Evgenii	M	21	RUS	F	5	9	+26
4	SCHRADER Felix	M	97	GER	F	5	9	+13
7	SOKOLOV Andrey	M	18	RUS	F	5	8	+29
8	GALKIN Dmitrii	M	15	RUS	D	5	7	+28
8	HERING Bernhard	M	43	GER	F	5	7	+6
10	TERENTEV Nikolai	M	22	RUS	F	4	6	+15
11	JOPPA Martin	M	25	SVK	F	5	6	+16
11	MIACHIN Mikhail	M	6	RUS	D	5	6	+34
11	SHEN Yi Feng	M	17	CHN	F	5	6	+13
14	GUO Xi Zhu	M	16	CHN	F	5	5	+14
14	HU Guang Jian	M	22	CHN	D	5	5	+5
14	KORMAN David	M	22	SVK	F	5	5	+10
14	KUZNETSOV Ivan	M	19	RUS	D	5	5	+29
14	LISOV Dmitrii	M	8	RUS	F	5	5	+26
14	RAEDLER Hugo	M	6	GER	D	5	5	+5
14	VOLKOV Ilia	M	23	RUS	F	5	5	+9
21	KUHLI-LAUENSTEIN Ingo	M	33	GER	F	5	4	+9
21	SKLORZ Lucas	M	69	GER	D	5	4	+11
21	TIAN Jin Tao	M	28	CHN	F	5	4	+13
21	TURIC Robert	M	44	SVK	F	5	4	+7
21	WANG Ju Jiang	M	18	CHN	F	5	4	+10
21	WANG Zhi Dong	M	8	CHN	F	5	4	+12
21	WEDDE Joerg	M	77	GER	F	5	4	+7
28	KUZMINYKH Maksim	M	28	RUS	F	3	3	+4
29	BAI Xue Song	M	5	CHN	F	5	3	+13
29	DISVELD Bas	M	3	GER	F	5	3	+9
29	SONG Xiao Dong	M	15	CHN	F	5	3	+8
29	STASAK Miroslav	M	7	SVK	F	5	3	+5
29	VECEREK Milos	M	45	SVK	F	5	3	+7
29	XU Jin Qiang	M	7	CHN	D	5	3	+21
29	ZHANG Zheng	M	19	CHN	F	5	3	+10

### Legend:

<b>A</b>	Assists	<b>D</b>	Defence	<b>F</b>	Forward	<b>GP</b>	Number of games played
<b>M</b>	Male	<b>No.</b>	Jersey number	<b>Pos.</b>	Position	<b>+/-</b>	Plus/minus net



## Defencemen Scoring Leaders

As of FRI 22 NOV 2019

Including Game #15

(Ranked by highest PTS / highest G / lowest GP)

Rank	Name	Gender	No.	Team	GP	G	A	PTS	PIM	+/-
1	VARLAKOV Vasilii	M	5	RUS	5	4	10	14	14	+34
2	MIACHIN Mikhail	M	6	RUS	5	6	6	12	2	+34
3	KUZNETSOV Ivan	M	19	RUS	5	4	5	9	0	+29
4	GALKIN Dmitrii	M	15	RUS	5	2	7	9	0	+28
5	HU Guang Jian	M	22	CHN	5	1	5	6	4	+5
5	RAEDLER Hugo	M	6	GER	5	1	5	6	4	+5
7	PABST Robert	M	52	GER	5	3	2	5	4	+4
8	SKLORZ Lucas	M	69	GER	5	0	4	4	16	+11
9	JASTER Christian	M	12	GER	4	2	1	3	2	+6
9	LI Zhen Yang	M	10	CHN	4	2	1	3	0	+7
11	KASCAK Peter	M	5	SVK	5	2	1	3	2	+13
12	XU Jin Qiang	M	7	CHN	5	0	3	3	10	+21
13	FLIS Sylwester	M	4	POL	5	2	0	2	2	-66
13	STIT Peter	M	10	SVK	5	2	0	2	4	+6
15	ZHU Zhan Fu	M	24	CHN	5	1	1	2	8	+8
16	FERENCIK Slavomir	M	66	SVK	5	0	2	2	8	+3
16	KARTOSZ Sebastian	M	10	POL	5	0	2	2	2	-66
18	KRUEGER Nils	M	4	GER	1	1	0	1	0	+2
19	EREMIN Aleksei	M	4	RUS	2	0	1	1	2	+2

## Legend:

**A** Assists  
**M** Male  
**PTS** Points

**G** Goals  
**No.** Jersey number  
**+/-** Plus/minus net

**GP** Number of games played  
**PIM** Penalties in minutes

# Face-off Leaders

As of FRI 22 NOV 2019

Including Game #14

(Ranked by highest FO%)

Rank	Name	Gender	No.	Team	Pos.	GP	FO+	FO-	FO+/-	FO%
1	VOLKOV Ilia	M	23	RUS	F	4	26	8	18	<b>76.47</b>
2	SOKOLOV Andrey	M	18	RUS	F	4	52	18	34	<b>74.29</b>
3	JASTER Christian	M	12	GER	D	3	20	11	9	<b>64.52</b>
4	STASAK Miroslav	M	7	SVK	F	5	60	36	24	<b>62.50</b>
5	KHAMZIN Airat	M	9	RUS	F	4	35	22	13	<b>61.40</b>
6	HERING Bernhard	M	43	GER	F	4	47	33	14	<b>58.75</b>
7	LIGDA Marian	M	11	SVK	F	5	59	43	16	<b>57.84</b>
8	LISOV Dmitrii	M	8	RUS	F	4	12	9	3	<b>57.14</b>
9	BAI Xue Song	M	5	CHN	F	5	30	24	6	<b>55.56</b>
10	WANG Zhi Dong	M	8	CHN	F	5	30	34	-4	<b>46.88</b>
11	ZHANG Zheng	M	19	CHN	F	5	29	35	-6	<b>45.31</b>
12	KUHLI-LAUENSTEIN Ingo	M	33	GER	F	4	16	20	-4	<b>44.44</b>
13	NICHOLSON Karl	M	6	GBR	F	5	88	113	-25	<b>43.78</b>
14	MURAWSKI Mateusz	M	68	POL	F	5	43	65	-22	<b>39.81</b>
15	FLIS Sylwester	M	4	POL	D	5	9	14	-5	<b>39.13</b>
16	HEBDA Marcin	M	87	POL	F	5	15	24	-9	<b>38.46</b>
17	CIULA Lukasz	M	77	POL	F	5	9	18	-9	<b>33.33</b>
18	BOOTH Anthony	M	14	GBR	F	5	11	29	-18	<b>27.50</b>
19	DRAPALA Radoslaw	M	16	POL	F	5	8	24	-16	<b>25.00</b>

## Note:

Average of four face-offs per game played required for ranking.

## Legend:

<b>D</b>	Defence	<b>F</b>	Forward	<b>FO+</b>	Face-offs won
<b>FO-</b>	Face-offs lost	<b>FO+/-</b>	Face-offs net	<b>FO%</b>	Face-offs won as percentage
<b>GP</b>	Number of games played	<b>M</b>	Male	<b>No.</b>	Jersey number
<b>Pos.</b>	Position				

## Plus-Minus Leaders

As of FRI 22 NOV 2019

Including Game #15

(Ranked by highest +/- / highest + /lowest GP)

Rank	Name	Gender	No.	Team	Pos.	GP	+	-	+/-
1	MIACHIN Mikhail	M	6	RUS	D	5	34	0	<b>+34</b>
1	VARLAKOV Vasilii	M	5	RUS	D	5	34	0	<b>+34</b>
3	SHIKHOV Konstantin	M	13	RUS	F	5	31	0	<b>+31</b>
4	KUZNETSOV Ivan	M	19	RUS	D	5	29	0	<b>+29</b>
4	SOKOLOV Andrey	M	18	RUS	F	5	29	0	<b>+29</b>
6	GALKIN Dmitrii	M	15	RUS	D	5	28	0	<b>+28</b>
6	KHAMZIN Airat	M	9	RUS	F	5	28	0	<b>+28</b>
8	LISOV Dmitrii	M	8	RUS	F	5	26	0	<b>+26</b>
8	PETROV Evgenii	M	21	RUS	F	5	26	0	<b>+26</b>
10	XU Jin Qiang	M	7	CHN	D	5	23	2	<b>+21</b>
11	JOPPA Martin	M	25	SVK	F	5	19	3	<b>+16</b>
12	TERENTEV Nikolai	M	22	RUS	F	4	15	0	<b>+15</b>
13	LIGDA Marian	M	11	SVK	F	5	18	4	<b>+14</b>
14	FOJTIK Erik	M	15	SVK	F	5	17	3	<b>+14</b>
15	GUO Xi Zhu	M	16	CHN	F	5	16	2	<b>+14</b>
16	SCHRADER Felix	M	97	GER	F	5	20	7	<b>+13</b>
17	SHEN Yi Feng	M	17	CHN	F	5	18	5	<b>+13</b>
18	KASCAK Peter	M	5	SVK	D	5	16	3	<b>+13</b>
19	TIAN Jin Tao	M	28	CHN	F	5	14	1	<b>+13</b>
20	BAI Xue Song	M	5	CHN	F	5	13	0	<b>+13</b>
21	WANG Zhi Dong	M	8	CHN	F	5	16	4	<b>+12</b>
22	MALETSKIY Igor	M	10	RUS	F	3	12	0	<b>+12</b>
23	SKLORZ Lucas	M	69	GER	D	5	18	7	<b>+11</b>
24	QIU Dian Peng	M	30	CHN	F	2	11	0	<b>+11</b>
25	KORMAN David	M	22	SVK	F	5	13	3	<b>+10</b>
26	WANG Ju Jiang	M	18	CHN	F	5	12	2	<b>+10</b>
27	ZHANG Zheng	M	19	CHN	F	5	11	1	<b>+10</b>
28	KUHLI-LAUENSTEIN Ingo	M	33	GER	F	5	15	6	<b>+9</b>
29	DISVELD Bas	M	3	GER	F	5	14	5	<b>+9</b>
30	VOLKOV Ilia	M	23	RUS	F	5	9	0	<b>+9</b>

### Legend:

<b>D</b>	Defence	<b>F</b>	Forward	<b>GP</b>	Number of games played	<b>M</b>	Male
<b>No.</b>	Jersey number	<b>Pos.</b>	Position	<b>+</b>	Positive participation	<b>-</b>	Negative participation
<b>+/-</b>	Plus/minus net						

## Most Penalised Players

As of FRI 22 NOV 2019

Including Game #15

(Ranked by highest PIM / lowest GP)

Rank	Name	Gender	No.	Team	Pos.	GP	PIM	2	5	10	GM	MP	PAVG
1	WOOLLIAS Matt	M	4	GBR	F	5	18	9	0	0	0	0	3:36
2	PILZ Christian	M	83	GER	D	5	16	3	0	1	0	0	3:12
2	SKLORZ Lucas	M	69	GER	D	5	16	3	0	1	0	0	3:12
4	VARLAKOV Vasilii	M	5	RUS	D	5	14	2	0	1	0	0	2:48
5	WANG Zhi Dong	M	8	CHN	F	5	10	0	0	1	0	0	2:00
5	XU Jin Qiang	M	7	CHN	D	5	10	5	0	0	0	0	2:00
7	FERENCIK Slavomir	M	66	SVK	D	5	8	4	0	0	0	0	1:36
7	KHAMZIN Airat	M	9	RUS	F	5	8	4	0	0	0	0	1:36
7	ZHU Zhan Fu	M	24	CHN	D	5	8	4	0	0	0	0	1:36
10	CLARKSON Matt	M	5	GBR	D	5	6	3	0	0	0	0	1:12
10	FOJTIK Erik	M	15	SVK	F	5	6	3	0	0	0	0	1:12
10	HERING Bernhard	M	43	GER	F	5	6	3	0	0	0	0	1:12
10	JOPPA Martin	M	25	SVK	F	5	6	3	0	0	0	0	1:12
10	NICHOLSON Karl	M	6	GBR	F	5	6	3	0	0	0	0	1:12
10	SHIKHOV Konstantin	M	13	RUS	F	5	6	3	0	0	0	0	1:12
10	WEDDE Joerg	M	77	GER	F	5	6	3	0	0	0	0	1:12
17	TERENTEV Nikolai	M	22	RUS	F	4	4	2	0	0	0	0	1:00
18	BAI Xue Song	M	5	CHN	F	5	4	2	0	0	0	0	0:48
18	CHRISTOPHER Tyler	M	9	GBR	F	5	4	2	0	0	0	0	0:48
18	HEBDA Marcin	M	87	POL	F	5	4	2	0	0	0	0	0:48
18	HU Guang Jian	M	22	CHN	D	5	4	2	0	0	0	0	0:48
18	KUHLI-LAUENSTEIN Ingo	M	33	GER	F	5	4	2	0	0	0	0	0:48
18	le GALLOUDEC Jonathon	M	22	GBR	D	5	4	2	0	0	0	0	0:48
18	LIGDA Marian	M	11	SVK	F	5	4	2	0	0	0	0	0:48
18	MURAWSKI Mateusz	M	68	POL	F	5	4	2	0	0	0	0	0:48
18	PABST Robert	M	52	GER	D	5	4	2	0	0	0	0	0:48
18	RAEDLER Hugo	M	6	GER	D	5	4	2	0	0	0	0	0:48
18	SCHRADER Felix	M	97	GER	F	5	4	2	0	0	0	0	0:48
18	SOKOLOV Andrey	M	18	RUS	F	5	4	2	0	0	0	0	0:48
18	SONG Xiao Dong	M	15	CHN	F	5	4	2	0	0	0	0	0:48
18	STIT Peter	M	10	SVK	D	5	4	2	0	0	0	0	0:48
18	TIAN Jin Tao	M	28	CHN	F	5	4	2	0	0	0	0	0:48
18	WOLFF Jacob	M	11	GER	F	5	4	2	0	0	0	0	0:48

### Legend:

**2** Two (2) minute penalties

**D** Defence

**GP** Games played

**No.** Jersey number

**Pos.** Position

**5** Five (5) minute penalties

**F** Forward

**M** Male

**PAVG** PIM (average) per game

**10** Ten (10) minute penalties

**GM** Game misconducts

**MP** Match penalties

**PIM** Penalties in minutes





---

**Best Players Selected by the Directorate**

Award	Number	Name	Gender	Team
Best Goalkeeper	18	LEPACEK Eduard	M	SVK - Slovakia
Best Defenceman	19	KUZNETSOV Ivan	M	RUS - Russia
Best Forward	17	SHEN Yi Feng	M	CHN - China

**Legend:****M** Male

## Best Player of the Game selected by the Team

As of FRI 22 NOV 2019

Game No.	Home	Guest	Best Players		Best Players	
1	SVK	GBR	SVK:	22. KORMAN David	GBR:	4. WOOLLIAS Matt
2	RUS	POL	RUS:	6. MIACHIN Mikhail	POL:	20. SEKULSKI Krzysztof
3	CHN	GER	CHN:	17. SHEN Yi Feng	GER:	43. HERING Bernhard
4	RUS	GBR	RUS:	21. PETROV Evgenii	GBR:	20. HACKWORTH Bryan
5	SVK	CHN	SVK:	45. VECEREK Milos	CHN:	8. WANG Zhi Dong
6	POL	GER	POL:	19. MLYNARCZYK Andrzej	GER:	52. PABST Robert
7	SVK	RUS	SVK:	25. JOPPA Martin	RUS:	19. KUZNETSOV Ivan
8	POL	CHN	POL:	10. KARTOSZ Sebastian	CHN:	7. XU Jin Qiang
9	GER	GBR	GER:	97. SCHRADER Felix	GBR:	9. CHRISTOPHER Tyler
10	GBR	POL	GBR:	5. CLARKSON Matt	POL:	4. FLIS Sylwester
11	CHN	RUS	CHN:	20. JI Yan Zhao	RUS:	22. TERENCEV Nikolai
12	GER	SVK	GER:	47. KUNST Simon	SVK:	15. FOJTIK Erik
13	GBR	CHN	GBR:	6. NICHOLSON Karl	CHN:	19. ZHANG Zheng
14	SVK	POL	SVK:	11. LIGDA Marian	POL:	16. DRAPALA Radoslaw
15	GER	RUS	GER:	69. SKLORZ Lucas	RUS:	13. SHIKHOV Konstantin



---

**Best Players Selected by the Directorate**

Award	Number	Name	Gender	Team
Best Goalkeeper	18	LEPACEK Eduard	M	SVK - Slovakia
Best Defenceman	19	KUZNETSOV Ivan	M	RUS - Russia
Best Forward	17	SHEN Yi Feng	M	CHN - China

**Legend:****M** Male