



## Competition Schedule

As of TUE 3 OCT 2023

Date	Start Time	Game	Location
FRI 6 OCT	11:00	Round Robin, Game 1 FIN vs SWE	Tarlan Arena
	15:00	Round Robin, Game 2 GBR vs JPN	Tarlan Arena
	19:00	Round Robin, Game 3 KAZ vs SVK	Tarlan Arena
SAT 7 OCT	11:00	Round Robin, Game 4 SWE vs GBR	Tarlan Arena
	15:00	Round Robin, Game 5 SVK vs FIN	Tarlan Arena
	19:00	Round Robin, Game 6 JPN vs KAZ	Tarlan Arena
SUN 8 OCT	11:00	Round Robin, Game 7 SVK vs GBR	Tarlan Arena
	15:00	Round Robin, Game 8 SWE vs JPN	Tarlan Arena
	19:00	Round Robin, Game 9 KAZ vs FIN	Tarlan Arena
TUE 10 OCT	11:00	Round Robin, Game 10 JPN vs SVK	Tarlan Arena
	15:00	Round Robin, Game 11 FIN vs GBR	Tarlan Arena
	19:00	Round Robin, Game 12 SWE vs KAZ	Tarlan Arena
WED 11 OCT	11:00	Round Robin, Game 13 JPN vs FIN	Tarlan Arena
	15:00	Round Robin, Game 14 SVK vs SWE	Tarlan Arena
	19:00	Round Robin, Game 15 GBR vs KAZ	Tarlan Arena



## Tournament Progress

As of WED 11 OCT 2023

Rank	Team	GP	W	OTW	OTL	L	GDF	GF:GA	PTS
1	JPN	5	4	1	0	0	+29	31 : 2	<b>14</b>
2	SVK	5	4	0	1	0	+38	43 : 5	<b>13</b>
3	SWE	5	3	0	0	2	+9	15 : 6	<b>9</b>
4	KAZ	5	2	0	0	3	-12	11 : 23	<b>6</b>
5	GBR	5	1	0	0	4	-32	9 : 41	<b>3</b>
6	FIN	5	0	0	0	5	-32	2 : 34	<b>0</b>

Game	Group	Date	Time	Teams	Results	1	2	3	OT	PSS	Venue
1		FRI 6 OCT	11:00 GMT+6	FIN - SWE	0 - 7	0 - 5	0 - 1	0 - 1			Tarlan Arena
2		FRI 6 OCT	15:00 GMT+6	GBR - JPN	0 - 13	0 - 2	0 - 9	0 - 2			Tarlan Arena
3		FRI 6 OCT	19:00 GMT+6	KAZ - SVK	1 - 10	0 - 3	0 - 2	1 - 5			Tarlan Arena
4		SAT 7 OCT	11:00 GMT+6	SWE - GBR	5 - 1	4 - 0	1 - 1	0 - 0			Tarlan Arena
5		SAT 7 OCT	15:00 GMT+6	SVK - FIN	9 - 0	4 - 0	3 - 0	2 - 0			Tarlan Arena
6		SAT 7 OCT	19:00 GMT+6	JPN - KAZ	6 - 0	3 - 0	2 - 0	1 - 0			Tarlan Arena
7		SUN 8 OCT	11:00 GMT+6	SVK - GBR	18 - 1	5 - 1	7 - 0	6 - 0			Tarlan Arena
8		SUN 8 OCT	15:00 GMT+6	SWE - JPN	0 - 1	0 - 0	0 - 1	0 - 0			Tarlan Arena
9		SUN 8 OCT	19:00 GMT+6	KAZ - FIN	6 - 1	1 - 0	3 - 1	2 - 0			Tarlan Arena
10		TUE 10 OCT	11:00 GMT+6	JPN - SVK	3 - 2	2 - 2	0 - 0	0 - 0	0 - 0	1 - 0	Tarlan Arena
11		TUE 10 OCT	15:00 GMT+6	FIN - GBR	1 - 4	1 - 0	0 - 3	0 - 1			Tarlan Arena
12		TUE 10 OCT	19:00 GMT+6	SWE - KAZ	3 - 0	0 - 0	0 - 0	3 - 0			Tarlan Arena
13		WED 11 OCT	11:00 GMT+6	JPN - FIN	8 - 0	4 - 0	2 - 0	2 - 0			Tarlan Arena
14		WED 11 OCT	15:00 GMT+6	SVK - SWE	4 - 0	1 - 0	1 - 0	2 - 0			Tarlan Arena
15		WED 11 OCT	19:00 GMT+6	GBR - KAZ	3 - 4	0 - 0	2 - 2	1 - 2			Tarlan Arena

**Note:**

Rank within each group is based on points. For tie-break rules see 'Competition Format and Rules'.

**Legend:**

<b>1</b>	1st period	<b>2</b>	2nd period	<b>3</b>	3rd period	<b>GA</b>	Goals against	<b>GDF</b>	Goal difference
<b>GF</b>	Goals for	<b>GP</b>	Games played	<b>PSS</b>	Penalty-Shot Shootout	<b>L</b>	Losses	<b>OT</b>	Overtime
<b>OTL</b>	Overtime loss	<b>OTW</b>	Overtime win	<b>PTS</b>	Points	<b>W</b>	Wins		

**ICE HOCKEY**

**WORLD PARA ICE HOCKEY CHAMPIONSHIPS, POOL B**



**COMPETITION OFFICIALS**

As of TUE 3 OCT 2023

Function	No. Name	Nationality
<b>On-Ice Officials</b>		
Referee	ESPOSITO Bobby	USA - United States
	LEGA Simone	ITA - Italy
	NEDELKOVIC Ivan	BIH - Bosnia and Herzegovina
	WEBINGER Kevin	CAN - Canada
Linesman	DAUPHINEE Dylan	CAN - Canada
	HERMANSEN OSWOLD Marius	NOR - Norway
	HUS Igor	SVK - Slovakia
	LONNQVIST Tom	FIN - Finland
	NIITTYLA Lari	FIN - Finland
	O'ROURKE Ryan	CAN - Canada
	RUNDSTROM Tony	SWE - Sweden
<b>Off-Ice Officials</b>		
Tournament Chairman	ANDERSSON Peter	SWE - Sweden
Officiating Coach	ROETHLISBERGER Brad	USA - United States
	SERRATORE Tim	USA - United States
Result Manager	RISSANEN Heli	FIN - Finland

**Note:**  
Officials data may be updated until start of competition



## Game Officials Assignment

As of WED 11 OCT 2023

G	Teams	Venue	Date Time	On-ice Officials	Supervisors	Others
1	FIN - SWE Colour: (White) (Blue) Bench: (left) (right)	TAR	FRI 6 OCT 11:00	Ref ESPOSITO B (USA) SBR LEGA S (ITA) LM HERMANSEN OSWOLD M (NOR) LM O'ROURKE R (CAN) SBL DAUPHINEE D (CAN)	GS OFFERS I (GBR) OC ROETHLISBERGER B (USA)	SK RISSANEN H (FIN) TK CHAGIN G (KAZ)
2	GBR - JPN Colour: (Blue) (White) Bench: (right) (left)	TAR	FRI 6 OCT 15:00	Ref NEDELKOVIC I (BIH) SBR LEGA S (ITA) LM HUS I (SVK) LM LONNQVIST T (FIN) SBL DAUPHINEE D (CAN)	GS NILSSON H (SWE) OC ROETHLISBERGER B (USA)	SK RISSANEN H (FIN) TK CHAGIN G (KAZ)
3	KAZ - SVK Colour: (Blue) (White) Bench: (left) (right)	TAR	FRI 6 OCT 19:00	Ref WEBINGER K (CAN) SBR LEGA S (ITA) LM NIITTYLA L (FIN) LM RUNDSTROM T (SWE) SBL DAUPHINEE D (CAN)	GS KOYAMA S (JPN) OC ROETHLISBERGER B (USA)	SK RISSANEN H (FIN) TK CHAGIN G (KAZ)
4	SWE - GBR Colour: (Yellow) (Blue) Bench: (right) (left)	TAR	SAT 7 OCT 11:00	Ref NEDELKOVIC I (BIH) SBR WEBINGER K (CAN) LM LONNQVIST T (FIN) LM O'ROURKE R (CAN) SBL HUS I (SVK)	GS ROVIO T (FIN) OC ROETHLISBERGER B (USA)	SK RISSANEN H (FIN) TK CHAGIN G (KAZ)
5	SVK - FIN Colour: (Blue) (White) Bench: (right) (left)	TAR	SAT 7 OCT 15:00	Ref LEGA S (ITA) SBR WEBINGER K (CAN) LM HERMANSEN OSWOLD M (NOR) LM RUNDSTROM T (SWE) SBL HUS I (SVK)	GS KADYRBAIULY B (KAZ) OC ROETHLISBERGER B (USA)	SK RISSANEN H (FIN) TK CHAGIN G (KAZ)
6	JPN - KAZ Colour: (Black) (White) Bench: (right) (left)	TAR	SAT 7 OCT 19:00	Ref ESPOSITO B (USA) SBR WEBINGER K (CAN) LM HUS I (SVK) LM NIITTYLA L (FIN) SBL DAUPHINEE D (CAN)	GS DRAB M (SVK) OC ROETHLISBERGER B (USA)	SK RISSANEN H (FIN) TK CHAGIN G (KAZ)
7	SVK - GBR Colour: (White) (Blue) Bench: (right) (left)	TAR	SUN 8 OCT 11:00	Ref ESPOSITO B (USA) SBR NEDELKOVIC I (BIH) LM O'ROURKE R (CAN) LM RUNDSTROM T (SWE) SBL HERMANSEN OSWOLD M (NOR)	GS KOYAMA S (JPN) OC ROETHLISBERGER B (USA)	SK RISSANEN H (FIN) TK CHAGIN G (KAZ)
8	SWE - JPN Colour: (Blue) (White) Bench: (right) (left)	TAR	SUN 8 OCT 15:00	Ref WEBINGER K (CAN) SBR NEDELKOVIC I (BIH) LM LONNQVIST T (FIN) LM NIITTYLA L (FIN) SBL HERMANSEN OSWOLD M (NOR)	GS OFFERS I (GBR) OC ROETHLISBERGER B (USA)	SK RISSANEN H (FIN) TK CHAGIN G (KAZ)
9	KAZ - FIN Colour: (Blue) (White) Bench: (left) (right)	TAR	SUN 8 OCT 19:00	Ref LEGA S (ITA) SBR NEDELKOVIC I (BIH) LM HERMANSEN OSWOLD M (NOR) LM HUS I (SVK) SBL O'ROURKE R (CAN)	GS DRAB M (SVK) OC ROETHLISBERGER B (USA)	SK RISSANEN H (FIN) TK CHAGIN G (KAZ)



G	Teams	Venue	Date Time	On-ice Officials	Supervisors	Others
10	JPN - SVK Colour: (Black) (White) Bench: (left) (right)	TAR	TUE 10 OCT 11:00	Ref LEGA S (ITA) SBR ESPOSITO B (USA) LM HERMANSEN OSWOLD M (NOR) LM O'ROURKE R (CAN) SBL NIITTYLA L (FIN)	GS NILSSON H (SWE) OC ROETHLISBERGER B (USA)	SK RISSANEN H (FIN) TK CHAGIN G (KAZ)
11	FIN - GBR Colour: (Blue) (White) Bench: (left) (right)	TAR	TUE 10 OCT 15:00	Ref WEBINGER K (CAN) SBR ESPOSITO B (USA) LM DAUPHINEE D (CAN) LM LONNQVIST T (FIN) SBL NIITTYLA L (FIN)	GS KADYRBAIULY B (KAZ) OC SERRATORE T (USA)	SK RISSANEN H (FIN) TK CHAGIN G (KAZ)
12	SWE - KAZ Colour: (Yellow) (Blue) Bench: (right) (left)	TAR	TUE 10 OCT 19:00	Ref NEDELKOVIC I (BIH) SBR ESPOSITO B (USA) LM HUS I (SVK) LM RUNDSTROM T (SWE) SBL NIITTYLA L (FIN)	GS ROVIO T (FIN) OC ROETHLISBERGER B (USA)	SK RISSANEN H (FIN) TK CHAGIN G (KAZ)
13	JPN - FIN Colour: (Black) (White) Bench: (right) (left)	TAR	WED 11 OCT 11:00	Ref NEDELKOVIC I (BIH) SBR WEBINGER K (CAN) LM HUS I (SVK) LM NIITTYLA L (FIN) SBL LONNQVIST T (FIN)	GS KADYRBAIULY B (KAZ) OC ROETHLISBERGER B (USA)	SK RISSANEN H (FIN) TK CHAGIN G (KAZ)
14	SVK - SWE Colour: (Blue) (Yellow) Bench: (left) (right)	TAR	WED 11 OCT 15:00	Ref ESPOSITO B (USA) SBR WEBINGER K (CAN) LM O'ROURKE R (CAN) LM RUNDSTROM T (SWE) SBL LONNQVIST T (FIN)	GS OFFERS I (GBR) OC SERRATORE T (USA)	SK RISSANEN H (FIN) TK CHAGIN G (KAZ)
15	GBR - KAZ Colour: (White) (Blue) Bench: (right) (left)	TAR	WED 11 OCT 19:00	Ref LEGA S (ITA) SBR NEDELKOVIC I (BIH) LM DAUPHINEE D (CAN) LM HERMANSEN OSWOLD M (NOR) SBL HUS I (SVK)	GS BAUMGARTNER G (AUT) OC ROETHLISBERGER B (USA)	SK RISSANEN H (FIN) TK CHAGIN G (KAZ)

**Legend:**

<b>G</b>	Game number	<b>GS</b>	Game supervisor	<b>LM</b>	Linesman	<b>OC</b>	Officiating Coach
<b>Ref</b>	Referee	<b>SBL</b>	Standby linesman	<b>SBR</b>	Standby referee	<b>SK</b>	Scorekeeper
<b>TAR</b>	Tarlan Arena	<b>TK</b>	Timekeeper				

**TEAM ROSTER**

As of THU 5 OCT 2023

Initial Registration 5 OCT 2023

**FIN - Finland**

No.	Name	Pos.	Shoots/ Catches	Date of Birth	Height m / ft in	Weight kg / lbs	Club	Registration *
6	VESIKANSA Markku	F	UNDEF	6 JUN 1986			Kiekko-Nikkarit, (FIN)	
8	ROPONEN Jani	D	UNDEF	14 FEB 1980			Kiekko-Nikkarit, (FIN)	
12	PAKARINEN Lasse	D	UNDEF	7 DEC 1974			Kiekko-Nikkarit, (FIN)	
13	HIRVELA Markku	F	UNDEF	1 DEC 1966			Kiekko-Nikkarit, (FIN)	
16	ALESTALO Aki	F	UNDEF	11 JUL 1982			Kiekko-Nikkarit, (FIN)	
17	KANGASTIE Harri	F	UNDEF	1 JUN 1984			Kiekko-Nikkarit, (FIN)	
25	HIMANEN Juhamatti	F	UNDEF	16 FEB 1985			Kiekko-Nikkarit, (FIN)	
26	ROVIO Eemi	D	UNDEF	17 JUL 2002			Sisu paraicehockey, (FIN)	
35	KARKO Timo	GK	UNDEF	28 SEP 1982			Kiekko-Nikkarit, (FIN)	
36	LEHTO Markus	F	UNDEF	10 NOV 1979			Kiimingin Kiekkopojat, (FIN)	
74	HEIKKILA Pasi	GK	UNDEF	21 MAY 1974			Turun Palloseura, (FIN)	
96	NISKANEN Tuomo	F	UNDEF	19 MAR 1996			Kiekko-Nikkarit, (FIN)	

**Team Average:**

Average Age: 40

**Total:** 10 players and 2 goalkeepers**Team Officials:**

Function	Name	Citizenship	Date of Birth
<b>Team Head Coach:</b>	HARKALA Jari	FIN	29 JAN 1962
<b>Team Assistant Coach:</b>	KURKI Teemu	FIN	6 APR 1971
<b>Team Leader:</b>	ROVIO Tomi	FIN	17 JUL 1975
<b>Team Physiotherapist:</b>	MARKKANEN Mika	FIN	19 FEB 1966

**Note:**

\* Registration date of single players is only shown when different from Initial Registration date

**Legend:**

<b>D</b> Defence	<b>F</b> Forward	<b>GK</b> Goalkeeper	<b>No.</b> Jersey number
<b>Pos.</b> Position			

**TEAM ROSTER**

As of THU 5 OCT 2023

Initial Registration 5 OCT 2023

**GBR - Great Britain**

No.	Name	Pos.	Shoots/ Catches	Date of Birth	Height m / ft in	Weight kg / lbs	Club	Registration *
7	WATTS Dani	F	UNDEF	25 OCT 1988			Cardiff Huskies, (GBR)	
8	QUIRK Stacey	F	UNDEF	5 NOV 1986			Peterborough Phantoms, (GBR)	
9	CHRISTOPHER Tyler	F	UNDEF	3 JUN 1984			Cardiff Huskies, (GBR)	
10	GREGORY Felicity	F	UNDEF	11 SEP 1982			Manchester Mayhem, (GBR)	
13	FARMER Gary	F	UNDEF	21 SEP 1984			Sheffield Steelkings, (GBR)	
18	O'BRIEN Ben	F	UNDEF	18 OCT 2002			Sheffield Steelkings, (GBR)	
20	HACKWORTH Bryan	GK	UNDEF	10 MAY 1988			Sheffield Steelkings, (GBR)	
21	EMMERSON Leanne	D	UNDEF	21 AUG 1984			Cardiff Huskies, (GBR)	
22	le GALLOUDEC Jonathon	D	UNDEF	28 OCT 1980			Cardiff Huskies, (GBR)	
28	COLQUITT Mark	D	UNDEF	20 JUL 1980			Sheffield Steelkings, (GBR)	
30	ROGERS-HARTLEY Susi	GK	UNDEF	16 SEP 1966			Peterborough Phantoms, (GBR)	
33	BROWN Paul	D	UNDEF	10 AUG 1989			Sheffield Steelkings, (GBR)	
88	STEPHENS Nathan	D	UNDEF	11 APR 1988			Cardiff Devils, (GBR)	
94	McLEAN Emily	F	UNDEF	31 AUG 1994			Sheffield Steelkings, (GBR)	

**Team Average:**

Average Age:

37

**Total:** 12 players and 2 goalkeepers**Team Officials:**

Function	Name	Citizenship	Date of Birth
<b>Team Head Coach:</b>	OFFERS Ian	GBR	18 JUL 1968
<b>Team Assistant Coach:</b>	JENKS Naomi	GBR	30 MAY 1994

**Note:**

\* Registration date of single players is only shown when different from Initial Registration date

**Legend:****D** Defence**F** Forward**GK** Goalkeeper**No.** Jersey number**Pos.** Position



## Team Roster

REVISED

7 OCT 13:56

As of SAT 7 OCT 2023

Initial Registration 5 OCT 2023

## JPN - Japan

No.	Name	Pos.	Gender	Date of Birth	Club	Registration*
5	NIITSU Kazuyoshi	F	M	25 SEP 1987	Nagano Thunderbirds, (JPN)	
7	MATSUSHITA Masahiro	F	M	20 NOV 1991	Rospada Kansai, (JPN)	
8	ISHIKAWA Yudai	D	M	24 FEB 1998	Tokyo Ice Burns, (JPN)	
10	ITO Itsuki	F	M	29 SEP 2005	Rospada Kansai, (JPN)	
11	NASU Norihiko	F	M	23 AUG 1979	Tokai Ice Arcs, (JPN)	
17	MORISAKI Amu	F	M	29 JUL 2005	Hokkaido Bears, (JPN)	
19	HORIE Wataru	GK	M	25 MAY 1979	Nagano Thunderbirds, (JPN)	
23	UKAI Shosei	F	M	23 JAN 2006	Tokai Ice Arcs, (JPN)	
24	SUDO Satoru	D	M	23 OCT 1970	Hokkaido Bears, (JPN)	
25	MISAWA Eiji	D	M	22 FEB 1973	Hokkaido Bears, (JPN)	
32	UEHARA Daisuke	D	M	27 DEC 1981	Nagano Thunderbirds, (JPN)	
38	OKABE Manabu	GK	M	9 SEP 1980	Tokai Ice Arcs, (JPN)	
40	SHIOYA Yoshihiro	F	M	19 JAN 1989	Nagano Thunderbirds, (JPN)	
58	NAKAMURA Shunsuke	F	M	12 MAR 1986	Tokyo Ice Burns, (JPN)	
96	KUMAGAI Masaharu	F	M	6 FEB 1975	Nagano Thunderbirds, (JPN)	

Average Age: 36

Total: 13 players and 2 goalkeepers

## Team Officials:

Function	Name	Citizenship	Date of Birth
Team Head Coach:	NAKAKITA Kojin	JPN	28 SEP 1963
Team Assistant Coach:	MIYAZAKI Ryo	JPN	18 JAN 1987
Team Leader:	NISHINO Kohei	JPN	7 JUN 1989
Team Equipment Manager:	HASHIMOTO Tetsuji	JPN	2 OCT 1966
Team Physiotherapist:	AKAHANE Katsushi	JPN	6 DEC 1965
Team Physiotherapist:	NAKAZAWA Takuro	JPN	16 JUL 1994

## Note:

\* Registration date of single players is only shown when different from Initial Registration date

## Legend:

D Defence                      F Forward                      GK Goalkeeper                      M Male  
 No. Jersey number                      Pos. Position

REVISED

Revised to change position of KUMAGAI Masaharu to F, NASU Norihiko to F, ISHIKAWA Yudai to D, MORISAKI Amu to F and UKAI Shosei to F.



**TEAM ROSTER**

As of THU 5 OCT 2023

Initial Registration 5 OCT 2023

**KAZ - Kazakhstan**

No.	Name	Pos.	Shoots/ Catches	Date of Birth	Height m / ft in	Weight kg / lbs	Club	Registration *
1	MUKATOV Beimbet	GK	UNDEF	3 JUL 1965			Kazakhstan, (KAZ)	
4	SHORMANOV Sundet	D	UNDEF	1 OCT 2004			Kazakhstan, (KAZ)	
5	ZHANSEITOV Daulet	D	UNDEF	24 JUN 1983			Kazakhstan, (KAZ)	
7	BONDARENKO Dmitriy	D	UNDEF	25 JUL 1984			Kazakhstan, (KAZ)	
9	KONKULOV Korgan	D	UNDEF	9 JAN 1979			Kazakhstan, (KAZ)	
10	BEXULTAN Zhanibektarkhan	D	UNDEF	14 OCT 1998			Kazakhstan, (KAZ)	
11	SABIROV Kairat	F	UNDEF	23 JUL 1985			Kazakhstan, (KAZ)	
13	MIYANOV Maxat	F	UNDEF	7 APR 1987			Kazakhstan, (KAZ)	
14	BOKANOV Yerlik	D	UNDEF	5 NOV 1990			Kazakhstan, (KAZ)	
16	KARIPBAYEV Kuat	F	UNDEF	22 APR 1984			Kazakhstan, (KAZ)	
17	ABDYGALIMOV Yerbolat	D	UNDEF	14 OCT 1980			Kazakhstan, (KAZ)	
20	BASMANOV Oleg	GK	UNDEF	14 APR 1972			Kazakhstan, (KAZ)	
21	TOKTARBAYEV Aidos	F	UNDEF	5 NOV 1998			Kazakhstan, (KAZ)	
73	PASKHALIDI Alexandr	F	UNDEF	25 AUG 1973			Kazakhstan, (KAZ)	
87	AKHMETOV Almas	D	UNDEF	19 MAR 1987			Kazakhstan, (KAZ)	

**Team Average:**

Average Age: 38

**Total:** 13 players and 2 goalkeepers**Team Officials:**

Function	Name	Citizenship	Date of Birth
<b>Team Head Coach:</b>	BIKSITOV Timur	KAZ	9 SEP 1972
<b>Team Assistant Coach:</b>	KENZHIN Nurlan	KAZ	6 SEP 1960
<b>Team Assistant Coach:</b>	SHARSHUKOV Nikolai	RUS	13 AUG 1960
<b>Team Leader:</b>	KADYRBAIULY Batyr	KAZ	8 AUG 1991

**Note:**

\* Registration date of single players is only shown when different from Initial Registration date

**Legend:**

**D** Defence                      **F** Forward                      **GK** Goalkeeper                      **No.** Jersey number  
**Pos.** Position

**TEAM ROSTER**

As of THU 5 OCT 2023

Initial Registration 5 OCT 2023

**SVK - Slovakia**

No.	Name	Pos.	Shoots/ Catches	Date of Birth	Height m / ft in	Weight kg / lbs	Club	Registration *
7	STASAK Miroslav	F	UNDEF	2 OCT 1985			SOHO Olomoucti Kohouti, (CZE)	
11	LIGDA Marian	F	UNDEF	11 JUN 1979			SHK Lapp Zlin, (CZE)	
18	LEPACEK Eduard	GK	UNDEF	18 MAR 1994			Parahockey Havirov, (CZE)	
21	PASTUCHA Miroslav	GK	UNDEF	28 APR 1985			SHK Lapp Zlin, (CZE)	
25	JOPPA Martin	F	UNDEF	2 MAY 1997			SHK Lapp Zlin, (CZE)	
27	KASCAK Peter	D	UNDEF	1 MAR 1982			SOHO Olomoucti Kohouti, (CZE)	
30	VARGA Richard	D	UNDEF	25 JUN 1969			Flamingos Ostrava, (CZE)	
33	HLINKA Michal	D	UNDEF	11 JUL 1991			SOHO Olomoucti Kohouti, (CZE)	
44	TURIC Robert	F	UNDEF	19 APR 1971			SHK Lapp Zlin, (CZE)	
45	VECEREK Milos	F	UNDEF	6 SEP 1995			SOHO Olomoucti Kohouti, (CZE)	
66	FERENCIK Slavomir	D	UNDEF	12 SEP 1979			SHK Lapp Zlin, (CZE)	
98	KORMAN David	F	UNDEF	16 APR 1998			SHK Lapp Zlin, (CZE)	

**Team Average:**

Average Age: 37

**Total:** 10 players and 2 goalkeepers**Team Officials:**

Function	Name	Citizenship	Date of Birth
<b>Team Head Coach:</b>	HRICKO Ivan	SVK	21 JUL 1994
<b>Team Leader:</b>	DRAB Miroslav	SVK	24 JUN 1979
<b>Team Equipment Manager:</b>	GRANATIER Andrej	SVK	27 JUN 1991
<b>Team Physiotherapist:</b>	KORMANOVA Martina	SVK	30 MAR 1994
<b>Team Physiotherapist:</b>	KRSAKOVA Zuzana	SVK	24 NOV 1995
<b>Team Physiotherapist:</b>	ONDECKOVA Veronika	SVK	8 FEB 1973

**Note:**

\* Registration date of single players is only shown when different from Initial Registration date

**Legend:**

<b>D</b> Defence	<b>F</b> Forward	<b>GK</b> Goalkeeper	<b>No.</b> Jersey number
<b>Pos.</b> Position			

**TEAM ROSTER**

As of THU 5 OCT 2023

Initial Registration 5 OCT 2023

**SWE - Sweden**

No.	Name	Pos.	Shoots/ Catches	Date of Birth	Height m / ft in	Weight kg / lbs	Club	Registration *
5	NILSSON Ulf	GK	UNDEF	22 MAY 1964			FIFH, (SWE)	
6	NILSSON Peter	D	UNDEF	18 AUG 1993			Linden HC, (SWE)	
9	LILJEBAEK Hugo	D	UNDEF	11 JUN 2006			Vallentuna, (SWE)	
10	MENG Robin	F	UNDEF	1 JUL 1990			Linden HC, (SWE)	
15	PERSSON Caroline	F	UNDEF	26 MAR 2000			FIFH Malmo, (SWE)	
16	SEDELL Emil	F	UNDEF	27 MAY 2005			Linden HC, (SWE)	
18	OJALA Peter	F	UNDEF	27 OCT 1968			Vallentuna, (SWE)	
21	MOBERG Christer	F	UNDEF	19 MAR 1991			Vallentuna, (SWE)	
23	EKLUND Magnus	D	UNDEF	11 MAR 1970			LN-70 HC Kalkriddarna, (SWE)	
24	JANSSON Dennis	GK	UNDEF	23 JUL 1968			Vallentuna, (SWE)	
37	STRANDMARK Johan	D	UNDEF	25 MAY 1965			FIFH Malmo, (SWE)	
68	LOPEZ Markus	F	UNDEF	15 JAN 2005			Vallentuna, (SWE)	

**Team Average:**

Average Age: 37

**Total:** 10 players and 2 goalkeepers**Team Officials:**

Function	Name	Citizenship	Date of Birth
<b>Team Head Coach:</b>	LAHTINEN Timo	SWE	24 MAY 1947
<b>Team Assistant Coach:</b>	HAGG Jorgen	SWE	15 JUN 1971
<b>Team Leader:</b>	KASPERI Allan	SWE	17 JUL 1957
<b>Team Equipment Manager:</b>	NILSSON Hampus	SWE	30 NOV 1995
<b>Team Physiotherapist:</b>	ANDERSSON Robin	SWE	4 AUG 1994

**Note:**

\* Registration date of single players is only shown when different from Initial Registration date

**Legend:****D** Defence  
**Pos.** Position**F** Forward**GK** Goalkeeper**No.** Jersey number



FRI 6 OCT 2023  
START TIME 11:00

## WORLD PARA ICE HOCKEY CHAMPIONSHIPS, POOL B

ROUND ROBIN, GAME 1



## GAME ROSTER

## FIN - SWE

## Referees

ESPOSITO Bobby (USA)

## Goalkeepers

Team: FIN

No.	Name	GP	MIP	GA	SVS	SOG	SVS%	GAA
35	KARKO Timo	0	00:00	0	0	0	0.00	0.00
74	HEIKKILA Pasi	0	00:00	0	0	0	0.00	0.00

## Team Roster

Team: FIN (White)

No.	Pos.	Name	GP	G	A	PTS	PIM	+/-
6	F	VESIKANSA Markku	0	0	0	0	0	0
8	D	ROPONEN Jani	0	0	0	0	0	0
12	D	PAKARINEN Lasse	0	0	0	0	0	0
13	F	HIRVELA Markku	0	0	0	0	0	0
16	F	ALESTALO Aki	0	0	0	0	0	0
17	F	KANGASTIE Harri	0	0	0	0	0	0
25	F	HIMANEN Juhamatti	0	0	0	0	0	0
26	D	ROVIO Eemi	0	0	0	0	0	0
35	GK	KARKO Timo	0	0	0	0	0	0
36	F	LEHTO Markus	0	0	0	0	0	0
74	GK	HEIKKILA Pasi	0	0	0	0	0	0
96	F	NISKANEN Tuomo	0	0	0	0	0	0

Head Coach: HARKALA Jari

## Linesmen

HERMANSEN OSWOLD Marius (NOR) , O'ROURKE Ryan (CAN)

Team: SWE

No.	Name	GP	MIP	GA	SVS	SOG	SVS%	GAA
5	NILSSON Ulf	0	00:00	0	0	0	0.00	0.00
24	JANSSON Dennis	0	00:00	0	0	0	0.00	0.00

Team: SWE (Blue)

No.	Pos.	Name	GP	G	A	PTS	PIM	+/-
5	GK	NILSSON Ulf	0	0	0	0	0	0
6	D	NILSSON Peter	0	0	0	0	0	0
9	D	LILJEBAEK Hugo	0	0	0	0	0	0
10	F	MENG Robin	0	0	0	0	0	0
15	F	PERSSON Caroline	0	0	0	0	0	0
16	F	SEDELL Emil	0	0	0	0	0	0
18	F	OJALA Peter	0	0	0	0	0	0
21	F	MOBERG Christer	0	0	0	0	0	0
23	D	EKLUND Magnus	0	0	0	0	0	0
24	GK	JANSSON Dennis	0	0	0	0	0	0
37	D	STRANDMARK Johan	0	0	0	0	0	0
68	F	LOPEZ Markus	0	0	0	0	0	0

Head Coach: LAHTINEN Timo

## Legend:

+/- Plus/minus net

G Goals

GP Games played

Pos. Position

SVS% Saves in percentage

A Assists

GA Goals against

MIP Minutes and seconds played

PTS Points

D Defence

GAA Goals against as average per 60 minutes

No. Jersey number

SOG Shots on goal

F Forward

GK Goalkeeper

PIM Penalties in minutes

SVS Saves



## LINE-UPS

## FIN - SWE

## Referees

ESPOSITO Bobby (USA)

HERMANSEN OSWOLD Marius (NOR) , O'ROURKE Ryan (CAN)

## Goalkeepers

Team: FIN

## No. Name

35 KARKO Timo

74 HEIKKILA Pasi

## Team Line-ups

Team: FIN (White)

## No. Pos. Name

12 D PAKARINEN Lasse +A

26 D ROVIO Eemi

13 F HIRVELA Markku +A

17 F KANGASTIE Harri +C

36 F LEHTO Markus

6 D VESIKANSA Markku

8 D ROPONEN Jani

16 F ALESTALO Aki

25 F HIMANEN Juhamatti

96 F NISKANEN Tuomo

Head Coach: HARKALA Jari

Team: SWE

## No. Name

5 NILSSON Ulf

24 JANSSON Dennis

Team: SWE (Blue)

## No. Pos. Name

6 D NILSSON Peter +A

9 D LILJEBAEK Hugo

10 F MENG Robin +A

21 F MOBERG Christer

68 F LOPEZ Markus

23 D EKLUND Magnus

37 D STRANDMARK Johan

15 F PERSSON Caroline

16 F SEDELL Emil

18 F OJALA Peter +C

Head Coach: LAHTINEN Timo

## Legend:

**+A** Assistant Captain  
**No.** Jersey number**+C** Captain  
**Pos.** Position**D** Defence **F** Forward



GRAPHICAL LINE-UPS

FIN - SWE

Referees

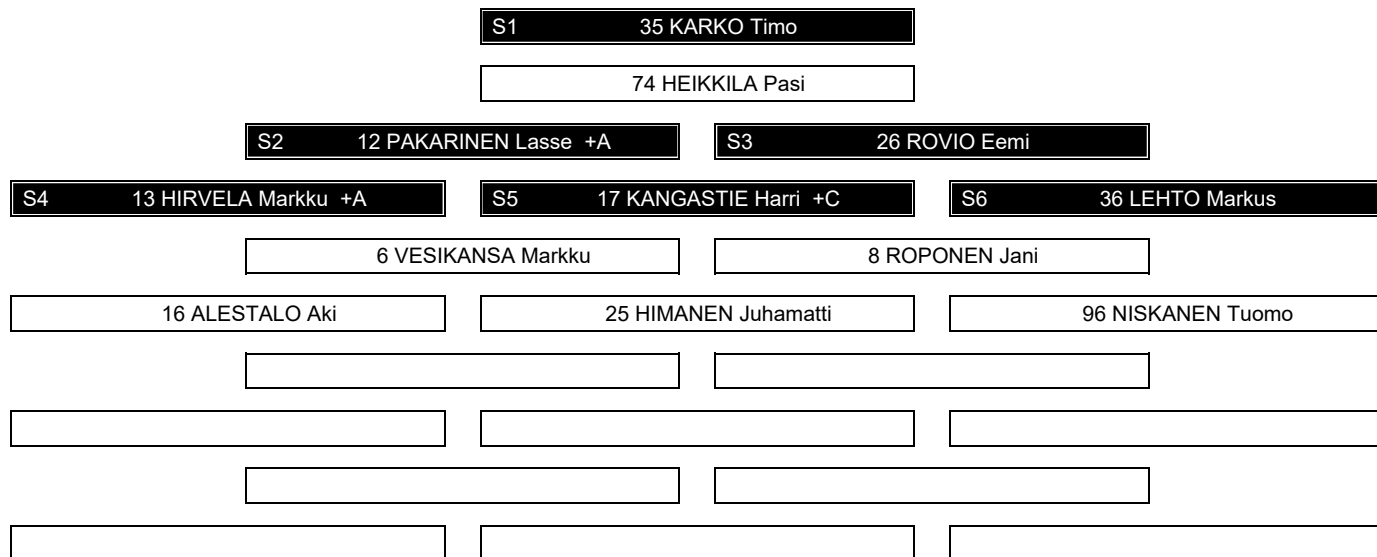
ESPOSITO Bobby (USA)

Linesmen

HERMANSEN OSWOLD Marius (NOR) , O'ROURKE Ryan (CAN)


Team: FIN - Finland (White)

Head Coach: HARKALA Jari



Team: SWE - Sweden (Blue)

Head Coach: LAHTINEN Timo



<b>Legend:</b>	<b>+A</b> Assistant Captain	<b>+C</b> Captain	<b>Sn</b> Starting position
----------------	-----------------------------	-------------------	-----------------------------



### Game Summary

**REVISED**  
6 OCT 9:59

**FIN - SWE 0 - 7 (0 - 5 , 0 - 1 , 0 - 1)**

Spectators	Referee	Linesmen
124	ESPOSITO Bobby (USA)	HERMANSEN OSWOLD Marius (NOR) , O'ROURKE Ryan (CAN)

#### Team Statistics

Period	Score	SVS	SOG	PIM	TPP	PPG	SHG
1	0 : 5	4 : 0	0 : 9	2 : 0	00:00 : 01:42	0 : 1	0 : 0
2	0 : 1	2 : 2	2 : 3	0 : 4	04:00 : 00:00	0 : 0	0 : 0
3	0 : 1	6 : 0	0 : 7	2 : 0	00:00 : 00:14	0 : 1	0 : 0
<b>Total</b>	<b>0 : 7</b>	<b>12 : 2</b>	<b>2 : 19</b>	<b>4 : 4</b>	<b>04:00 : 01:56</b>	<b>0 : 2</b>	<b>0 : 0</b>

#### 1st Period

Action	Time	ET/Res	Team	Type	No.	Name	(G)	Name of Assistant(s) / Action Description
GK	00:00		FIN		35	KARKO T		- Goalkeeper in
GK	00:00		SWE		5	NILSSON U		- Goalkeeper in
Goal	06:41	0 : 1	SWE	EQ	21	MOBERG C	(1)	68 LOPEZ M On Ice FIN 35 12 13 17 26 36 10 MENG R SWE 5 9 16 21 37 68
Goal	07:03	0 : 2	SWE	EQ	21	MOBERG C	(2)	68 LOPEZ M On Ice FIN 35 6 8 16 25 96 16 SEDELL E SWE 5 6 9 16 21 68
Goal	07:55	0 : 3	SWE	EQ	15	PERSSON C	(1)	68 LOPEZ M On Ice FIN 35 12 13 17 26 36 6 NILSSON P SWE 5 6 9 10 15 68
Goal	08:48	0 : 4	SWE	EQ	18	OJALA P	(1)	68 LOPEZ M On Ice FIN 35 6 8 16 25 96 SWE 5 6 10 18 21 37
Penalty	12:43	14:25	FIN	2 min.	6	VESIKANSA M		- Interference
Goal	14:25	0 : 5	SWE	PP1	68	LOPEZ M	(1)	9 LILJEBAEK H On Ice FIN 35 8 12 17 96 6 NILSSON P SWE 5 6 9 10 21 68 *

#### 2nd Period

Action	Time	ET/Res	Team	Type	No.	Name	(G)	Name of Assistant(s) / Action Description
Penalty	21:50	23:50	SWE	2 min.	9	LILJEBAEK H		- Roughing
Penalty	24:54	26:54	SWE	2 min.	15	PERSSON C		- Teeing
Goal	29:34	0 : 6	SWE	EQ	18	OJALA P	(2)	10 MENG R On Ice FIN 35 8 13 16 25 96 68 LOPEZ M SWE 5 9 10 18 23 68

#### 3rd Period

Action	Time	ET/Res	Team	Type	No.	Name	(G)	Name of Assistant(s) / Action Description
Penalty	37:28	37:42	FIN	2 min.	17	KANGASTIE H		- Teeing
Goal	37:42	0 : 7	SWE	PP1	9	LILJEBAEK H	(1)	6 NILSSON P On Ice FIN 35 6 16 25 96 SWE 5 6 9 10 21 68 *
GK	45:00		FIN					35 KARKO T - Goalkeeper out
GK	45:00		SWE					5 NILSSON U - Goalkeeper out

#### Goalkeeper Records

Team : FIN - Finland

No.	Name	SOG	SVS	MIP
35	KARKO Timo	19	12	45:00
74	HEIKKILA Pasi			

Team : SWE - Sweden

No.	Name	SOG	SVS	MIP
5	NILSSON Ulf	2	2	45:00
24	JANSSON Dennis			

#### Game Statistics

Team : FIN (White)

Head Coach : HARKALA Jari											Shots on Goal					Time on Ice								
No.	Pos.	Name	Gen	G	A	P	PIM	FO+	FO-	FO+/-	FO%	1	2	3	OT	TS	+/-	1	2	3	OT	TOT	SHF	AVG
12	D	PAKARINEN Lasse +A	M	0	0	0	0	0	0	0	0.00	0	0	0	0	0	-2	0:00	0:00	0:00		0:00	0	0:00
13	F	HIRVELA Markku +A	M	0	0	0	0	0	0	0	0.00	0	0	0	0	0	-3	0:00	0:00	0:00		0:00	0	0:00
17	F	KANGASTIE Harri +C	M	0	0	0	2	4	17	-13	19.05	0	0	0	0	0	-2	0:00	0:00	0:00		0:00	0	0:00
26	D	ROVIO Eemi	M	0	0	0	0	0	0	0	0.00	0	0	0	0	0	-2	0:00	0:00	0:00		0:00	0	0:00
36	F	LEHTO Markus	M	0	0	0	0	1	0	1	100.00	0	1	0	1	1	-2	0:00	0:00	0:00		0:00	0	0:00



Head Coach : HARKALA Jari											Shots on Goal					Time on Ice								
No.	Pos.	Name	Gen	G	A	P	PIM	FO+	FO-	FO+/-	FO%	1	2	3	OT	TS	+/-	1	2	3	OT	TOT	SHF	AVG
6	D	VESIKANSA Markku	M	0	0	0	2	0	0	0	0.00	0	0	0	0	0	-2	0:00	0:00	0:00		0:00	0	0:00
8	D	ROPONEN Jani	M	0	0	0	0	0	1	-1	0.00	0	0	0	0	0	-3	0:00	0:00	0:00		0:00	0	0:00
16	F	ALESTALO Aki	M	0	0	0	0	2	8	-6	20.00	0	1	0	1	1	-3	0:00	0:00	0:00		0:00	0	0:00
25	F	HIMANEN Juhamatti	M	0	0	0	0	0	1	-1	0.00	0	0	0	0	0	-3	0:00	0:00	0:00		0:00	0	0:00
96	F	NISKANEN Tuomo (BP)	M	0	0	0	0	0	0	0	0.00	0	0	0	0	0	-3	0:00	0:00	0:00		0:00	0	0:00
35	GK	KARKO Timo	M	0	0	0	0					0	0	0	0	0								
74	GK	HEIKKILA Pasi	M	0	0	0	0					0	0	0	0	0								
<b>Total</b>				<b>0</b>	<b>0</b>	<b>0</b>	<b>4</b>	<b>7</b>	<b>27</b>	<b>-20</b>	<b>20.59</b>	<b>0</b>	<b>2</b>	<b>0</b>	<b>2</b>	<b>2</b>								

Team : SWE (Blue)																								
Head Coach : LAHTINEN Timo											Shots on Goal					Time on Ice								
No.	Pos.	Name	Gen	G	A	P	PIM	FO+	FO-	FO+/-	FO%	1	2	3	OT	TS	+/-	1	2	3	OT	TOT	SHF	AVG
6	D	NILSSON Peter +A	M	0	3	3	0	0	0	0	0.00	0	0	1	1	1	+3	0:00	0:00	0:00		0:00	0	0:00
9	D	LILJEBAEK Hugo	M	1	1	2	2	0	0	0	0.00	1	1	1	3	3	+4	0:00	0:00	0:00		0:00	0	0:00
10	F	MENG Robin +A	M	0	2	2	0	0	0	0	0.00	2	0	1	3	3	+3	0:00	0:00	0:00		0:00	0	0:00
21	F	MOBERG Christer (BP)	M	2	0	2	0	1	1	0	50.00	2	0	0	2	2	+3	0:00	0:00	0:00		0:00	0	0:00
68	F	LOPEZ Markus	M	1	5	6	0	25	5	20	83.33	1	0	4	5	5	+4	0:00	0:00	0:00		0:00	0	0:00
15	F	PERSSON Caroline	F	1	0	1	2	0	0	0	0.00	2	0	0	2	2	+1	0:00	0:00	0:00		0:00	0	0:00
16	F	SEDELL Emil	M	0	1	1	0	0	0	0	0.00	0	0	0	0	0	+2	0:00	0:00	0:00		0:00	0	0:00
18	F	OJALA Peter +C	M	2	0	2	0	1	1	0	50.00	1	1	0	2	2	+2	0:00	0:00	0:00		0:00	0	0:00
23	D	EKLUND Magnus	M	0	0	0	0	0	0	0	0.00	0	1	0	1	1	+1	0:00	0:00	0:00		0:00	0	0:00
37	D	STRANDMARK Johan	M	0	0	0	0	0	0	0	0.00	0	0	0	0	0	+2	0:00	0:00	0:00		0:00	0	0:00
5	GK	NILSSON Ulf	M	0	0	0	0					0	0	0	0	0								
24	GK	JANSSON Dennis	M	0	0	0	0					0	0	0	0	0								
<b>Total</b>				<b>7</b>	<b>12</b>	<b>19</b>	<b>4</b>	<b>27</b>	<b>7</b>	<b>20</b>	<b>79.41</b>	<b>9</b>	<b>3</b>	<b>7</b>	<b>19</b>									

Round Robin

R	Team	GP	W	OTW	OTL	L	GDF	GF : GA	PTS
1	SWE	1	1	0	0	0	+7	7 : 0	3
2	FIN	1	0	0	0	1	-7	0 : 7	0
-	SVK	0							
-	JPN	0							
-	GBR	0							
-	KAZ	0							

	FIN	GBR	JPN	KAZ	SVK	SWE
FIN	***** TUE 10 OCT 15:00	TUE 10 OCT 15:00	WED 11 OCT 11:00	SUN 08 OCT 19:00	SAT 07 OCT 15:00	0:7
GBR	TUE 10 OCT 15:00	*****	FRI 06 OCT 15:00	WED 11 OCT 19:00	SUN 08 OCT 11:00	SAT 07 OCT 11:00
JPN	WED 11 OCT 11:00	FRI 06 OCT 15:00	*****	SAT 07 OCT 19:00	TUE 10 OCT 11:00	SUN 08 OCT 15:00
KAZ	SUN 08 OCT 19:00	WED 11 OCT 19:00	SAT 07 OCT 19:00	*****	FRI 06 OCT 19:00	TUE 10 OCT 19:00
SVK	SAT 07 OCT 15:00	SUN 08 OCT 11:00	TUE 10 OCT 11:00	FRI 06 OCT 19:00	*****	WED 11 OCT 15:00
SWE	7:0	SAT 07 OCT 11:00	SUN 08 OCT 15:00	TUE 10 OCT 19:00	WED 11 OCT 15:00	*****

Legend:			
(G)	Goals in tournament	*	does not count for Plus/minus
+C	Captain	A	Assists
ET/Res	Penalty end time/Result of game	F	Female / Forward
FO+	Face-offs won	FO+/-	Face-offs net
GDF	Goal difference	Gen	Gender
GP	Games played	L	Losses
No.	Jersey number	OT	Overtime
P	Points	PIM	Penalties in minutes
PPG	Power play goals	PTS	Points
SOG	Shots on goal	SVS	Saves
W	Wins	+/-	Plus/minus net
		D	Defence
		FO-	Face-offs lost
		G	Goals
		GF	Goals for
		M	Male
		OTL	Overtime losses
		Pos.	Position
		R	Rank
		TPP	Time on power play
		+A	Assistant Captain
		EQ	Equal strength
		FO%	Face-offs won as percentage
		GA	Goals against
		GK	Goalkeeper
		MIP	Minutes in play (GK)
		OTW	Overtime wins
		PP1	Power play - 1 player
		SHG	Shorthanded goals
		TS	Total shots

**REVISED** Revised to correct the second assist on Team SWE 6th goal at 29:34. An assist has been removed from 9 LILJEBAEK H and awarded to 68 LOPEZ M.





Tarlan Arena

FRI 6 OCT 2023  
Start Time 11:00

Ice Hockey

Mixed

Round Robin, Game 1



### Shot Chart FIN - SWE

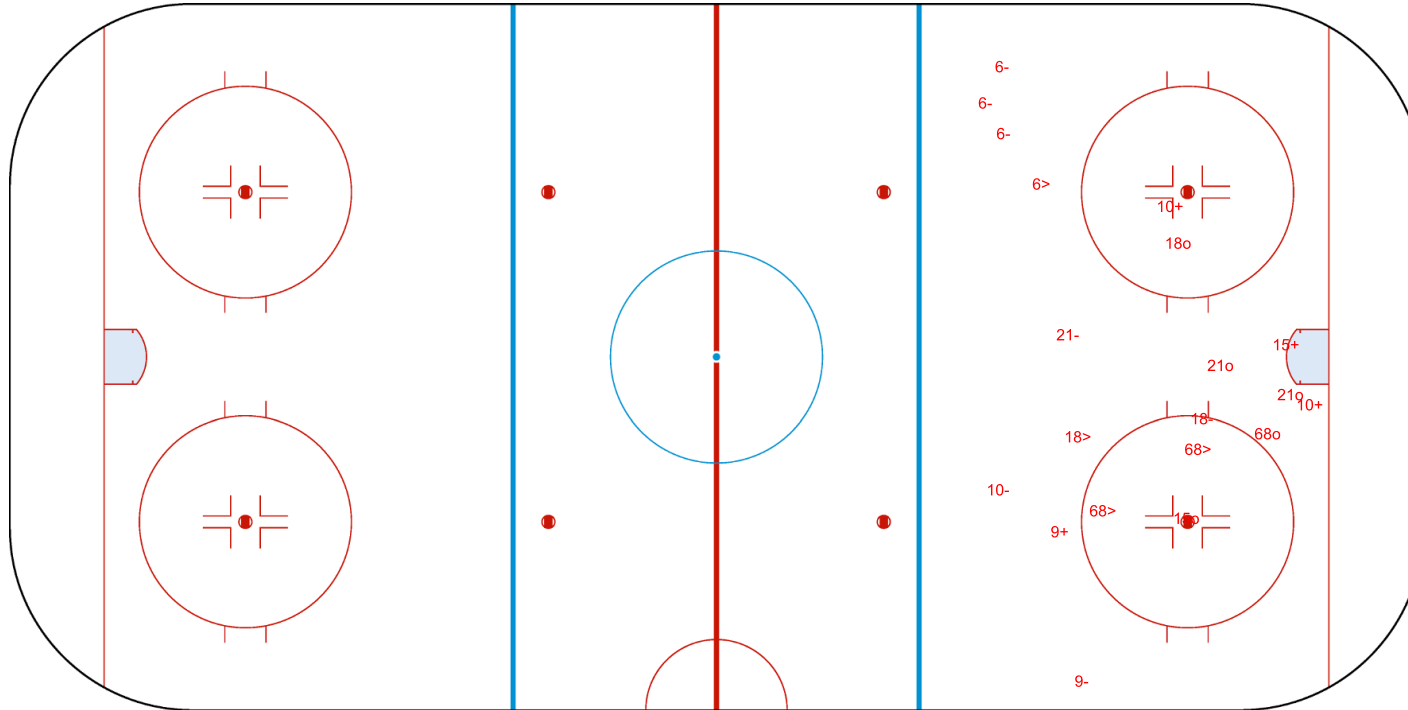
Shots by FIN  
Goals (o): 0  
SSP (<): 0  
SSG (+): 0  
SPG (-): 0



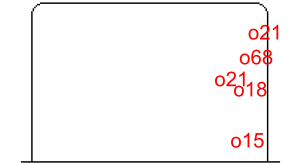
GK 5 of SWE



Period: 1



Shots by SWE  
Goals (o): 5  
SSP (>): 4  
SSG (+): 4  
SPG (-): 7



GK 35 of FIN



Tarlan Arena

FRI 6 OCT 2023

Start Time 11:00

Ice Hockey

Mixed

Round Robin, Game 1




Shots by SWE

Goals (o): 1

SSG (+): 2

SSP (<): 3

SPG (-): 4



GK 35 of FIN



Period: 2



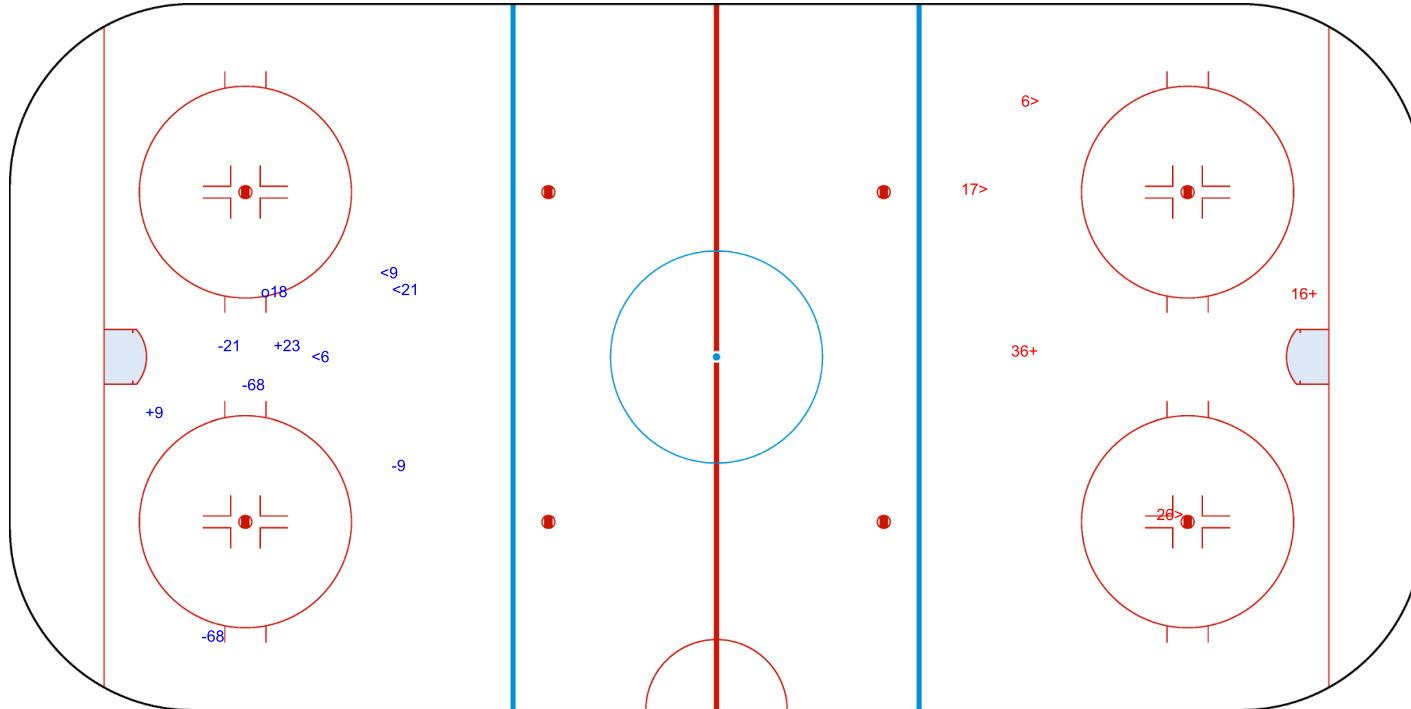
Shots by FIN

Goals (o): 0

SSG (+): 2

SSP (>): 3

SPG (-): 0





Tarlan Arena

FRI 6 OCT 2023  
Start Time 11:00

Ice Hockey

Mixed

Round Robin, Game 1



Shots by FIN

Goals (o): 0    SSG (+): 0  
SSP (<): 0    SPG (-): 1

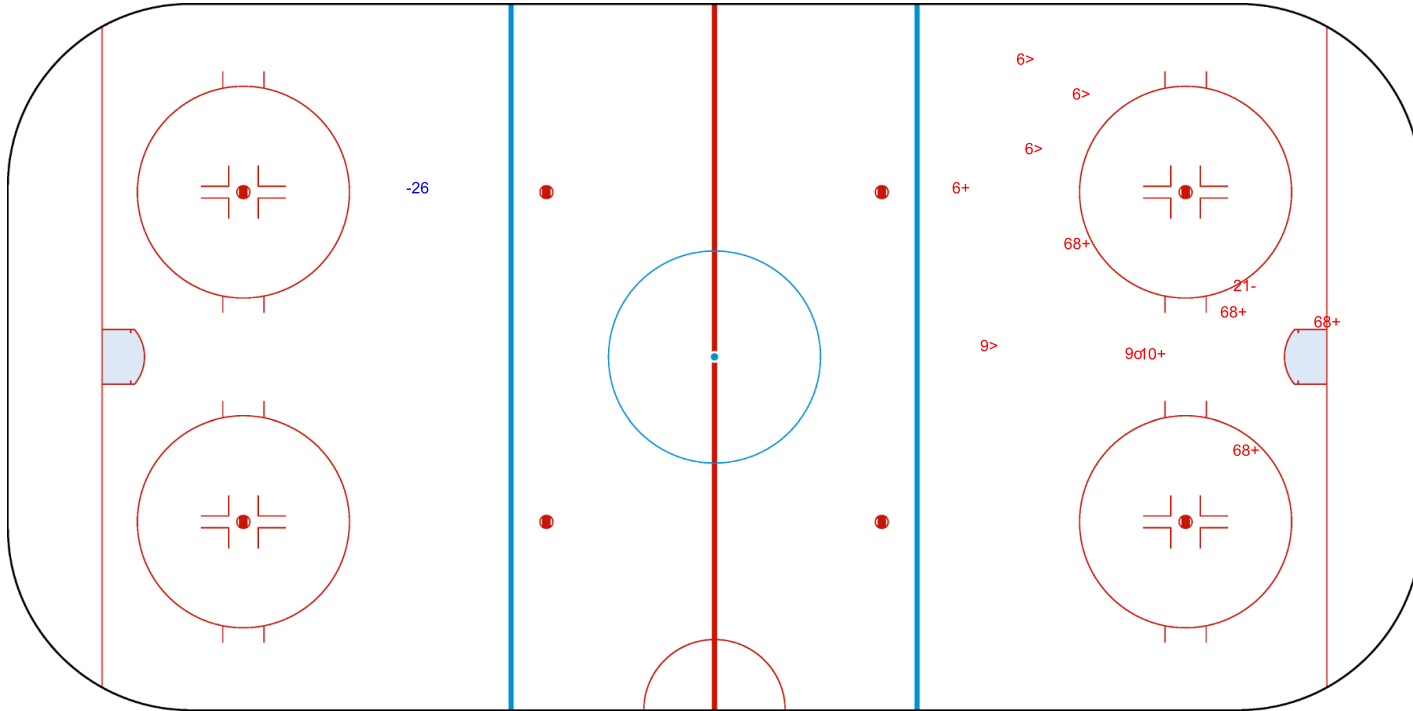


GK 5 of SWE

SWE

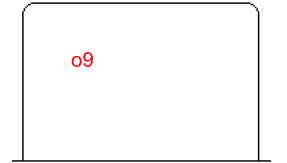
Period: 3

FIN



Shots by SWE

Goals (o): 1    SSG (+): 6  
SSP (>): 4    SPG (-): 1



GK 35 of FIN

<b>Legend:</b>			
<b>GK</b>	Goalkeeper	<b>SPG</b>	Shots past goal
<b>SSG</b>	Shots saved by goalkeeper	<b>SSP</b>	Shots saved by player



Face-off Chart

FIN - SWE

PERIOD 1

FIN		SWE		FIN		SWE		FIN		SWE	
Def. zone	Att. zone	Neutral zone		Att. zone	Def. zone						
- 8	+ 68	- 17	+ 68								
- 16	+ 68	- 17	+ 68								
+ 17	- 68	- 16	+ 68								
+ 17	- 68	- 17	+ 68								
- 17	+ 68	- 16	+ 68								
		- 17	+ 68								
		- 16	+ 18								
		- 17	+ 68								
		- 16	+ 21								
Total wins / period		2 / 40%	3 / 60%	0 / 0%	9 / 100%						

Total wins  
all zones

FIN	SWE
2 / 14%	12 / 86%

PERIOD 2

FIN		SWE		FIN		SWE		FIN		SWE	
Def. zone	Att. zone	Neutral zone		Att. zone	Def. zone						
- 17	+ 68	- 17	+ 68	- 16	+ 68						
+ 17	- 68	- 17	+ 68	+ 17	- 68						
- 17	+ 68	+ 16	- 18	- 17	+ 68						
		- 25	+ 68	- 17	+ 68						
		- 17	+ 68								
Total wins / period		1 / 33%	2 / 67%	1 / 20%	4 / 80%	1 / 25%	3 / 75%				

Total wins  
all zones

FIN	SWE
3 / 25%	9 / 75%

PERIOD 3

FIN		SWE		FIN		SWE		FIN		SWE	
Def. zone	Att. zone	Neutral zone		Att. zone	Def. zone						
+ 36	- 68	- 17	+ 68	- 16	+ 68						
- 17	+ 68	- 17	+ 68	- 17	+ 68						
- 16	+ 68										
+ 16	- 21										
Total wins / period		2 / 50%	2 / 50%	0 / 0%	2 / 100%	0 / 0%	2 / 100%				

Total wins  
all zones

FIN	SWE
2 / 25%	6 / 75%

TOTAL

FIN		SWE		FIN		SWE		FIN		SWE	
Def. zone	Att. zone	Neutral zone		Att. zone	Def. zone						
Total wins / game		5 / 42%	7 / 58%	1 / 6%	15 / 94%	1 / 17%	5 / 83%				

Total wins  
all zones

FIN	SWE
7 / 21%	27 / 79%



HEAD TO HEAD

		SWE								
		No.	18	21	68	Tot	wins FIN	Dz	Nz	Az
<b>FIN</b>	8				0 - 1	1	0 0%	0 0%		
	16		1 - 1	1 - 1	0 - 6	10	2 20%	1 33%	1 20%	0 0%
	17				4 - 17	21	4 19%	3 43%	0 0%	1 25%
	25				0 - 1	1	0 0%		0 0%	
	36				1 - 0	1	1 100%	1 100%		
	<b>Tot</b>		2	2	30	34	7 21%	5 42%	1 6%	1 17%
	<b>wins SWE</b>	1 50%	1 50%	25 83%	27 79%					
	<b>Dz</b>			5 83%	5 83%					
	<b>Nz</b>	1 50%	1 100%	13 100%	15 94%					
	<b>Az</b>		0 0%	7 64%	7 58%					

<b>Legend:</b>									
<b>Az</b>	Attacking zone	<b>Dz</b>	Defending zone	<b>No.</b>	Jersey number	<b>Nz</b>	Neutral zone	<b>Tot.</b>	Total face-offs played



## Game Roster

REVISED  
7 OCT 13:58

## GBR - JPN

## Referee

NEDELKOVIC Ivan (BIH)

## Linesmen

HUS Igor (SVK) , LONNQVIST Tom (FIN)

## Goalkeepers

Team: GBR

No.	Name	Gen	GP	MIP	GA	SVS	SOG	SVS%	GAA
20	HACKWORTH Bryan	M	1	38:30	12	27	39	69.23	14.03
30	ROGERS-HARTLEY Susi	F	1	06:30	1	4	5	80.00	6.92

## Team Roster

Team: GBR (Blue)

No.	Pos.	Name	Gen	GP	G	A	PTS	PIM	+/-
7	F	WATTS Dani	F	1	0	0	0	0	-5
8	F	QUIRK Stacey	F	1	0	0	0	0	-4
9	F	CHRISTOPHER Tyler	M	1	0	0	0	2	-5
10	F	GREGORY Felicity	F	1	0	0	0	0	-3
13	F	FARMER Gary	M	1	0	0	0	4	-8
18	F	O'BRIEN Ben	M	1	0	0	0	0	-3
20	GK	HACKWORTH Bryan	M	1	0	0	0	0	
21	D	EMMERSON Leanne	F	1	0	0	0	0	-1
22	D	le GALLOUDEC Jonathon	M	1	0	0	0	0	-9
28	D	COLQUITT Mark	M	1	0	0	0	0	-8
30	GK	ROGERS-HARTLEY Susi	F	1	0	0	0	0	
33	D	BROWN Paul	M	1	0	0	0	0	0
88	D	STEPHENS Nathan	M	1	0	0	0	2	-3
94	F	McLEAN Emily	F	1	0	0	0	0	-5

Head Coach: OFFERS Ian

Team: JPN

No.	Name	Gen	GP	MIP	GA	SVS	SOG	SVS%	GAA
19	HORIE Wataru	M	1	45:00	0	2	2	100.00	0.00
38	OKABE Manabu	M	1	00:00	0	0	0	0.00	0.00

Team: JPN (White)

No.	Pos.	Name	Gen	GP	G	A	PTS	PIM	+/-
5	F	NIITSU Kazuyoshi	M	1	1	1	2	0	+8
7	F	MATSUSHITA Masahiro	M	1	0	0	0	0	0
8	D	ISHIKAWA Yudai	M	1	0	1	1	4	+3
10	F	ITO Itsuki	M	1	1	1	2	0	+9
11	F	NASU Norihiko	M	1	2	0	2	2	+3
17	F	MORISAKI Amu	M	1	0	0	0	0	0
19	GK	HORIE Wataru	M	1	0	0	0	0	
23	F	UKAI Shosei	M	1	0	0	0	0	0
24	D	SUDO Satoru	M	1	1	2	3	0	+7
25	D	MISAWA Eiji	M	1	1	3	4	2	+8
32	D	UEHARA Daisuke	M	1	0	3	3	0	+4
38	GK	OKABE Manabu	M	1	0	0	0	0	
40	F	SHIOYA Yoshihiro	M	1	0	0	0	0	+2
58	F	NAKAMURA Shunsuke	M	1	0	2	2	2	+2
96	F	KUMAGAI Masaharu	M	1	7	1	8	0	+7

Head Coach: NAKAKITA Kojin

## Legend:

+/-	Plus/minus net	A	Assists	D	Defence	F	Female / Forward
G	Goals	GA	Goals against	GAA	Goals against as average per 45 minutes	Gen	Gender
GK	Goalkeeper	GP	Games played	M	Male	MIP	Minutes and seconds played
No.	Jersey number	PIM	Penalties in minutes	Pos.	Position	PTS	Points
SOG	Shots on goal	SVS	Saves	SVS%	Saves in percentage		

REVISED

Revised to change position of players KUMAGAI Masaharu to F, NASU Norihiko to F, ISHIKAWA Yudai to D, MORISAKI Amu to F and UKAI Shosei to F.



### Line-ups

**REVISED**  
7 OCT 13:59

### GBR - JPN

**Referee**

NEDELKOVIC Ivan (BIH)

**Linesmen**

HUS Igor (SVK) , LONNQVIST Tom (FIN)

**Goalkeepers**

**Team:** GBR

No.	Name	Gen
20	HACKWORTH Bryan	M
30	ROGERS-HARTLEY Susi	F

**Team:** JPN

No.	Name	Gen
19	HORIE Wataru	M
38	OKABE Manabu	M

**Team Line-ups**

**Team:** GBR (Blue)

No.	Pos.	Name	Gen
22	D	le GALLOUDEC Jonathon +A	M
28	D	COLQUITT Mark	M
8	F	QUIRK Stacey	F
9	F	CHRISTOPHER Tyler +C	M
13	F	FARMER Gary	M
21	D	EMMERSON Leanne	F
88	D	STEPHENS Nathan +A	M
7	F	WATTS Dani	F
10	F	GREGORY Felicity	F
94	F	McLEAN Emily	F
33	D	BROWN Paul	M
18	F	O'BRIEN Ben	M

**Head Coach:** OFFERS Ian

**Team:** JPN (White)

No.	Pos.	Name	Gen
24	D	SUDO Satoru	M
25	D	MISAWA Eiji +A	M
5	F	NIITSU Kazuyoshi +A	M
10	F	ITO Itsuki	M
96	F	KUMAGAI Masaharu +C	M
8	D	ISHIKAWA Yudai	M
32	D	UEHARA Daisuke	M
11	F	NASU Norihiko	M
40	F	SHIOYA Yoshihiro	M
58	F	NAKAMURA Shunsuke	M
7	F	MATSUSHITA Masahiro	M
17	F	MORISAKI Amu	M
23	F	UKAI Shosei	M

**Head Coach:** NAKAKITA Kojin

**Legend:**

<b>+A</b>	Assistant Captain	<b>+C</b>	Captain	<b>D</b>	Defence	<b>F</b>	Female / Forward
<b>Gen</b>	Gender	<b>M</b>	Male	<b>No.</b>	Jersey number	<b>Pos.</b>	Position

**REVISED** Revised to change position of player KUMAGAI Masaharu to F, NASU Norihiko to F, ISHIKAWA Yudai to D, MORISAKI Amu to F and UKAI Shosei to F.



### Graphical Line-ups

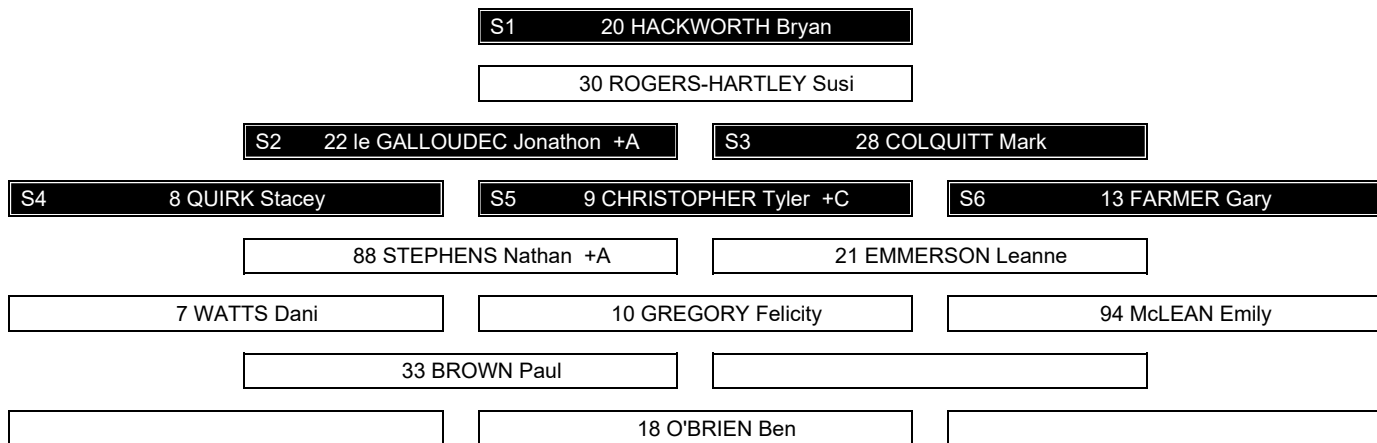
#### GBR - JPN

**Referee**  
NEDELKOVIC Ivan (BIH)

**Linesmen**  
HUS Igor (SVK) , LONNQVIST Tom (FIN)

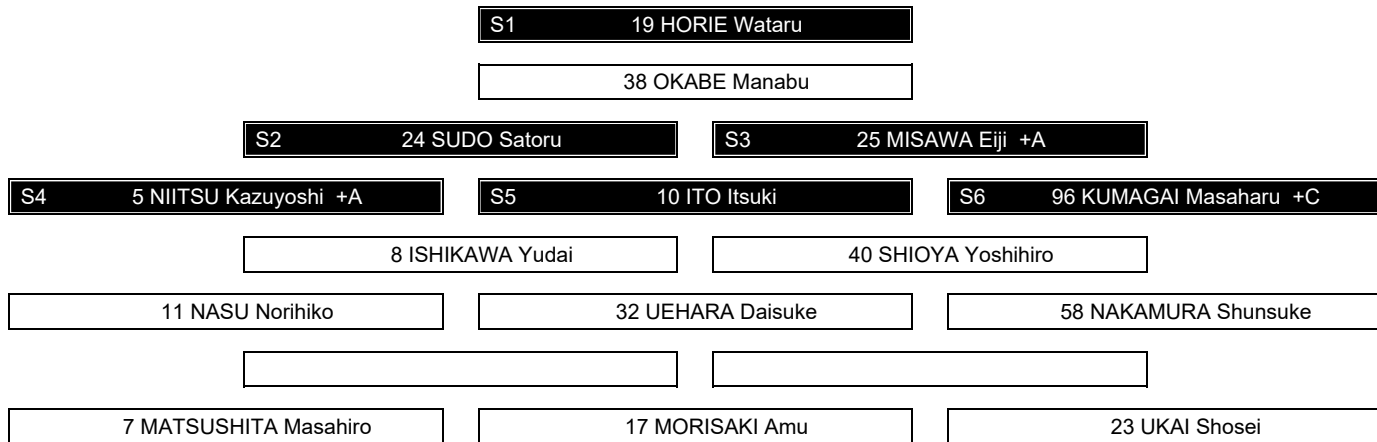
**Team:** GBR - Great Britain (Blue)

**Head Coach:** OFFERS Ian



**Team:** JPN - Japan (White)

**Head Coach:** NAKAKITA Kojin



<b>Legend:</b>	<b>+A</b> Assistant Captain	<b>+C</b> Captain	<b>Sn</b> Starting position
----------------	-----------------------------	-------------------	-----------------------------





### Game Summary

**REVISED**  
6 OCT 13:59

**GBR - JPN 0 - 13 (0 - 2 , 0 - 9 , 0 - 2)**

Spectators	Referee	Linesmen
84	NEDELKOVIC Ivan (BIH)	HUS Igor (SVK) , LONNQVIST Tom (FIN)

#### Team Statistics

Period	Score	SVS	SOG	PIM	TPP	PPG	SHG
1	0 : 2	13 : 1	1 : 15	2 : 2	02:00 : 01:10	0 : 1	0 : 0
2	0 : 9	8 : 0	0 : 17	4 : 2	00:20 : 02:20	0 : 0	0 : 1
3	0 : 2	10 : 1	1 : 12	2 : 6	05:44 : 00:45	0 : 1	0 : 0
<b>Total</b>	<b>0 : 13</b>	<b>31 : 2</b>	<b>2 : 44</b>	<b>8 : 10</b>	<b>08:04 : 04:15</b>	<b>0 : 2</b>	<b>0 : 1</b>

#### 1st Period

Action	Time	ET/Res	Team	Type	No.	Name	(G) Name of Assistant(s) / Action Description
GK	00:00		JPN		19	HORIE W	- Goalkeeper in
GK	00:00		GBR		20	HACKWORTH B	- Goalkeeper in
Goal	01:17	0 : 1	JPN	EQ	96	KUMAGAI M	(1) 25 MISAWA E On Ice GBR 20 8 9 13 22 28 JPN 19 5 10 24 25 96
Penalty	03:09	04:19	GBR	2 min.	13	FARMER G	- Elbowing
Goal	04:19	0 : 2	JPN	PP1	96	KUMAGAI M	(2) 32 UEHARA D On Ice GBR 20 21 22 33 88 JPN 19 5 10 25 32 96 *
Penalty	05:39	07:39	JPN	2 min.	58	NAKAMURA S	- Interference

#### 2nd Period

Action	Time	ET/Res	Team	Type	No.	Name	(G) Name of Assistant(s) / Action Description
Goal	15:36	0 : 3	JPN	EQ	96	KUMAGAI M	(3) 25 MISAWA E On Ice GBR 20 8 9 13 22 28 JPN 19 5 10 24 25 96
Goal	17:06	0 : 4	JPN	EQ	96	KUMAGAI M	(4) 25 MISAWA E On Ice GBR 20 7 10 21 88 94 JPN 19 5 10 24 25 96
Goal	19:44	0 : 5	JPN	EQ	5	NIITSU K	(1) 24 SUDO S On Ice GBR 20 13 18 22 28 88 JPN 19 5 10 24 25 96
Goal	21:16	0 : 6	JPN	EQ	11	NASU N	(1) 32 UEHARA D On Ice GBR 20 9 13 22 28 88 58 NAKAMURA S JPN 19 8 11 32 40 58
Goal	22:05	0 : 7	JPN	EQ	96	KUMAGAI M	(5) 24 SUDO S On Ice GBR 20 7 10 22 28 94 JPN 19 5 10 24 25 96
Goal	24:04	0 : 8	JPN	EQ	11	NASU N	(2) 8 ISHIKAWA Y On Ice GBR 20 8 13 18 22 28 58 NAKAMURA S JPN 19 8 11 32 40 58
Penalty	24:16	26:16	GBR	2 min.	13	FARMER G	- Charging
Penalty	26:23	28:23	GBR	2 min.	9	CHRISTOPHER T	- Teeing
Penalty	26:43	28:43	JPN	2 min.	8	ISHIKAWA Y	- High Sticking
Goal	27:06	0 : 9	JPN	EQ	25	MISAWA E	(1) On Ice GBR 20 7 13 22 94 JPN 19 5 10 25 32
Goal	28:33	0 : 10	JPN	SH1	24	SUDO S	(1) 32 UEHARA D On Ice GBR 20 7 9 10 13 94 JPN 19 10 11 24 32
Goal	29:10	0 : 11	JPN	EQ	96	KUMAGAI M	(6) 5 NIITSU K On Ice GBR 20 7 8 9 22 28 JPN 19 5 8 10 25 96

#### 3rd Period

Action	Time	ET/Res	Team	Type	No.	Name	(G) Name of Assistant(s) / Action Description
Penalty	30:46	32:46	JPN	2 min.	25	MISAWA E	- Interference
Penalty	32:30	34:30	JPN	2 min.	11	NASU N	- Boarding
Penalty	34:49	35:34	GBR	2 min.	88	STEPHENS N	- Charging
Goal	35:34	0 : 12	JPN	PP1	96	KUMAGAI M	(7) 10 ITO I On Ice GBR 20 7 9 10 94 JPN 19 5 10 24 25 96 *
Penalty	36:02	38:02	JPN	2 min.	8	ISHIKAWA Y	- Interference
GK	38:30		GBR		30	ROGERS-HARTLEY S	- Goalkeeper in 20 HACKWORTH B - Goalkeeper out
Goal	43:51	0 : 13	JPN	EQ	10	ITO I	(1) 96 KUMAGAI M On Ice GBR 30 13 18 22 28 94 JPN 19 5 10 24 25 96



FRI 6 OCT 2023

Start Time 15:00  
End Time 16:58

Mixed

Round Robin, Game 2



Action	Time	ET/Res	Team	Type	No.	Name	(G)	Name of Assistant(s) / Action Description
GK	45:00		GBR					30 ROGERS-HARTLEY S - Goalkeeper out
GK	45:00		JPN					19 HORIE W - Goalkeeper out

Goalkeeper Records

Team : GBR - Great Britain

Team : JPN - Japan

No.	Name	SOG	SVS	MIP
20	HACKWORTH Bryan	39	27	38:30
30	ROGERS-HARTLEY Susi	5	4	06:30

No.	Name	SOG	SVS	MIP
19	HORIE Wataru	2	2	45:00
38	OKABE Manabu			

Game Statistics

Team : GBR (Blue)

Head Coach : OFFERS Ian											Shots on Goal				Time on Ice									
No.	Pos.	Name	Gen	G	A	P	PIM	FO+	FO-	FO+/-	FO%	1	2	3	OT	TS	+/-	1	2	3	OT	TOT	SHF	AVG
8	F	QUIRK Stacey	F	0	0	0	0	0	1	-1	0.00	0	0	0	0	0	-4	0:00	0:00	0:00		0:00	0	0:00
9	F	CHRISTOPHER Tyler +C	M	0	0	0	2	13	9	4	59.09	0	0	0	0	0	-5	0:00	0:00	0:00		0:00	0	0:00
13	F	FARMER Gary	M	0	0	0	4	0	4	-4	0.00	1	0	1	2	2	-8	0:00	0:00	0:00		0:00	0	0:00
22	D	le GALLOUDEC Jonathon +A (BP)	M	0	0	0	0	0	0	0	0.00	0	0	0	0	0	-9	0:00	0:00	0:00		0:00	0	0:00
28	D	COLQUITT Mark	M	0	0	0	0	0	0	0	0.00	0	0	0	0	0	-8	0:00	0:00	0:00		0:00	0	0:00
7	F	WATTS Dani	F	0	0	0	0	1	7	-6	12.50	0	0	0	0	0	-5	0:00	0:00	0:00		0:00	0	0:00
10	F	GREGORY Felicity	F	0	0	0	0	3	7	-4	30.00	0	0	0	0	0	-3	0:00	0:00	0:00		0:00	0	0:00
21	D	EMMERSON Leanne	F	0	0	0	0	0	0	0	0.00	0	0	0	0	0	-1	0:00	0:00	0:00		0:00	0	0:00
88	D	STEPHENS Nathan +A	M	0	0	0	2	0	1	-1	0.00	0	0	0	0	0	-3	0:00	0:00	0:00		0:00	0	0:00
94	F	McLEAN Emily	F	0	0	0	0	0	0	0	0.00	0	0	0	0	0	-5	0:00	0:00	0:00		0:00	0	0:00
18	F	O'BRIEN Ben	M	0	0	0	0	0	0	0	0.00	0	0	0	0	0	-3	0:00	0:00	0:00		0:00	0	0:00
33	D	BROWN Paul	M	0	0	0	0	0	0	0	0.00	0	0	0	0	0	0	0:00	0:00	0:00		0:00	0	0:00
20	GK	HACKWORTH Bryan	M	0	0	0	0					0	0	0	0	0								
30	GK	ROGERS-HARTLEY Susi	F	0	0	0	0					0	0	0	0	0								
<b>Total</b>				<b>0</b>	<b>0</b>	<b>0</b>	<b>8</b>	<b>17</b>	<b>29</b>	<b>-12</b>	<b>36.96</b>	<b>1</b>	<b>0</b>	<b>1</b>	<b>2</b>									

Team : JPN (White)

Head Coach : NAKAKITA Kojin											Shots on Goal				Time on Ice										
No.	Pos.	Name	Gen	G	A	P	PIM	FO+	FO-	FO+/-	FO%	1	2	3	OT	TS	+/-	1	2	3	OT	TOT	SHF	AVG	
5	F	NIITSU Kazuyoshi +A	M	1	1	2	0	0	0	0	0.00	0	2	2	4	4	+8	0:00	0:00	0:00		0:00	0	0:00	
10	F	ITO Itsuki	M	1	1	2	0	15	6	9	71.43	3	2	2	7	7	+9	0:00	0:00	0:00		0:00	0	0:00	
24	D	SUDO Satoru	M	1	2	3	0	0	0	0	0.00	0	1	1	2	2	+7	0:00	0:00	0:00		0:00	0	0:00	
25	D	MISAWA Eiji +A	M	1	3	4	2	0	0	0	0.00	1	2	0	3	3	+8	0:00	0:00	0:00		0:00	0	0:00	
96	D	KUMAGAI Masaharu +C (BP)	M	7	1	8	0	0	0	0	0.00	5	6	3	14	14	+7	0:00	0:00	0:00		0:00	0	0:00	
8	F	ISHIKAWA Yudai	M	0	1	1	4	0	0	0	0.00	0	0	0	0	0	+3	0:00	0:00	0:00		0:00	0	0:00	
11	D	NASU Norihiko	M	2	0	2	2	0	0	0	0.00	3	2	2	7	7	+3	0:00	0:00	0:00		0:00	0	0:00	
32	D	UEHARA Daisuke	M	0	3	3	0	5	5	0	50.00	2	0	1	3	3	+4	0:00	0:00	0:00		0:00	0	0:00	
40	F	SHIOYA Yoshihiro	M	0	0	0	0	0	0	0	0.00	0	1	0	1	1	+2	0:00	0:00	0:00		0:00	0	0:00	
58	F	NAKAMURA Shunsuke	M	0	2	2	2	6	3	3	66.67	1	0	1	2	2	+2	0:00	0:00	0:00		0:00	0	0:00	
7	F	MATSUSHITA Masahiro	M	0	0	0	0	3	3	0	50.00	0	0	0	0	0	0	0:00	0:00	0:00		0:00	0	0:00	
17	D	MORISAKI Amu	M	0	0	0	0	0	0	0	0.00	0	0	0	0	0	0	0:00	0:00	0:00		0:00	0	0:00	
23	D	UKAI Shosei	M	0	0	0	0	0	0	0	0.00	0	1	0	1	1	0	0:00	0:00	0:00		0:00	0	0:00	
19	GK	HORIE Wataru	M	0	0	0	0					0	0	0	0	0									
38	GK	OKABE Manabu	M	0	0	0	0					0	0	0	0	0									
<b>Total</b>				<b>13</b>	<b>14</b>	<b>27</b>	<b>10</b>	<b>29</b>	<b>17</b>	<b>12</b>	<b>63.04</b>	<b>15</b>	<b>17</b>	<b>12</b>	<b>44</b>										



Round Robin

R	Team	GP	W	OTW	OTL	L	GDF	GF : GA	PTS
1	JPN	1	1	0	0	0	+13	13 : 0	3
2	SWE	1	1	0	0	0	+7	7 : 0	3
3	FIN	1	0	0	0	1	-7	0 : 7	0
4	GBR	1	0	0	0	1	-13	0 : 13	0
-	SVK	0							
-	KAZ	0							

	FIN	GBR	JPN	KAZ	SVK	SWE
FIN	*****	TUE 10 OCT 15:00	WED 11 OCT 11:00	SUN 08 OCT 19:00	SAT 07 OCT 15:00	0:7
GBR	TUE 10 OCT 15:00	*****	0:13	WED 11 OCT 19:00	SUN 08 OCT 11:00	SAT 07 OCT 11:00
JPN	WED 11 OCT 11:00	13:0	*****	SAT 07 OCT 19:00	TUE 10 OCT 11:00	SUN 08 OCT 15:00
KAZ	SUN 08 OCT 19:00	WED 11 OCT 19:00	SAT 07 OCT 19:00	*****	FRI 06 OCT 19:00	TUE 10 OCT 19:00
SVK	SAT 07 OCT 15:00	SUN 08 OCT 11:00	TUE 10 OCT 11:00	FRI 06 OCT 19:00	*****	WED 11 OCT 15:00
SWE	7:0	SAT 07 OCT 11:00	SUN 08 OCT 15:00	TUE 10 OCT 19:00	WED 11 OCT 15:00	*****

Legend:

<b>(G)</b> Goals in tournament	<b>*</b> does not count for Plus/minus	<b>+/-</b> Plus/minus net	<b>+A</b> Assistant Captain
<b>+C</b> Captain	<b>A</b> Assists	<b>D</b> Defence	<b>EQ</b> Equal strength
<b>ET/Res</b> Penalty end time/Result of game	<b>F</b> Female / Forward	<b>FO-</b> Face-offs lost	<b>FO%</b> Face-offs won as percentage
<b>FO+</b> Face-offs won	<b>FO+/-</b> Face-offs net	<b>G</b> Goals	<b>GA</b> Goals against
<b>GDF</b> Goal difference	<b>Gen</b> Gender	<b>GF</b> Goals for	<b>GK</b> Goalkeeper
<b>GP</b> Games played	<b>L</b> Losses	<b>M</b> Male	<b>MIP</b> Minutes in play (GK)
<b>No.</b> Jersey number	<b>OT</b> Overtime	<b>OTL</b> Overtime losses	<b>OTW</b> Overtime wins
<b>P</b> Points	<b>PIM</b> Penalties in minutes	<b>Pos.</b> Position	<b>PP1</b> Power play - 1 player
<b>PPG</b> Power play goals	<b>PTS</b> Points	<b>R</b> Rank	<b>SH1</b> Shorthanded - 1 player
<b>SHG</b> Shorthanded goals	<b>SOG</b> Shots on goal	<b>SVS</b> Saves	<b>TPP</b> Time on power play
<b>TS</b> Total shots	<b>W</b> Wins		

**REVISED** Revised to correct team JPN penalty at 32:30 from Teeing to Boarding.



Tarlan Arena

FRI 6 OCT 2023  
Start Time 15:00

Ice Hockey

Mixed

Round Robin, Game 2



### Shot Chart GBR - JPN


Shots by JPN  
Goals (o): 2    SSG (+): 13  
SSP (<): 2    SPG (-): 7



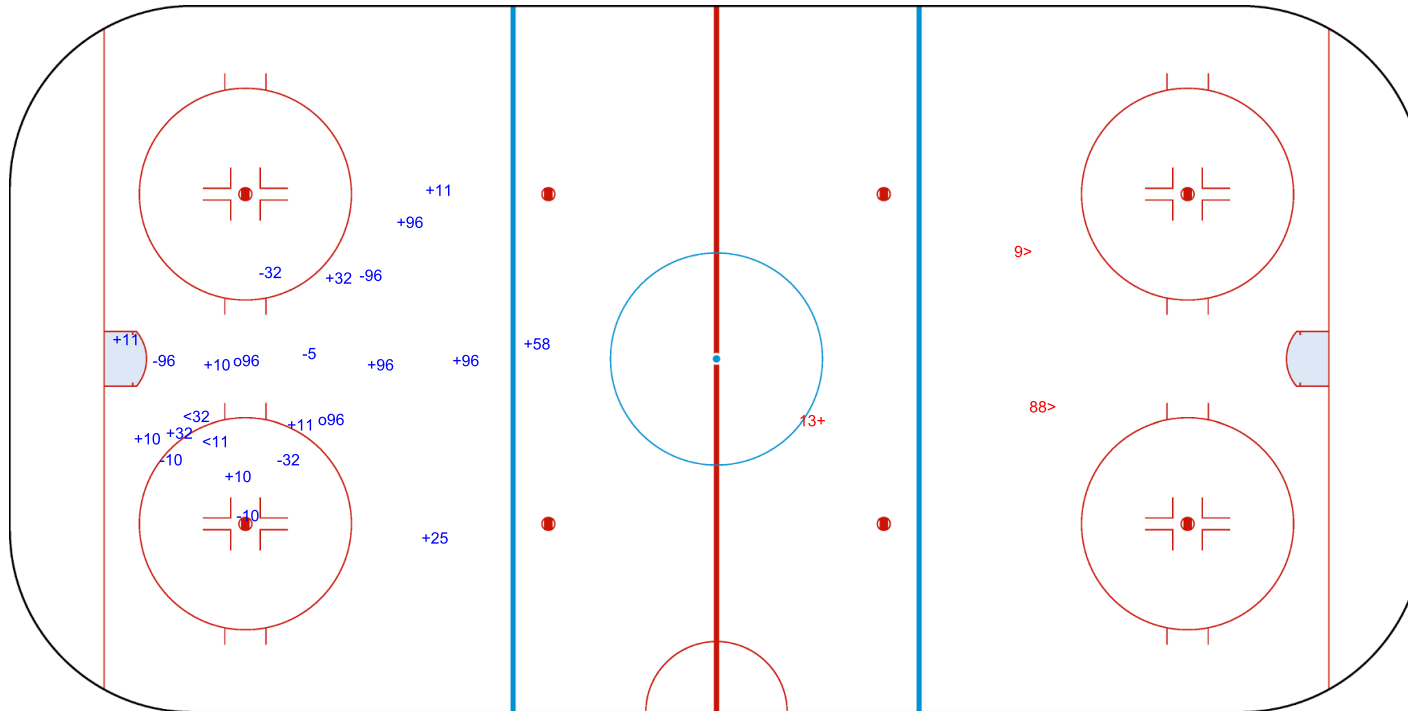
Period: 1



Shots by GBR  
Goals (o): 0    SSG (+): 1  
SSP (>): 2    SPG (-): 0



GK 20 of GBR



GK 19 of JPN



Tarlan Arena

FRI 6 OCT 2023  
Start Time 15:00

Ice Hockey

Mixed

Round Robin, Game 2



Shots by GBR

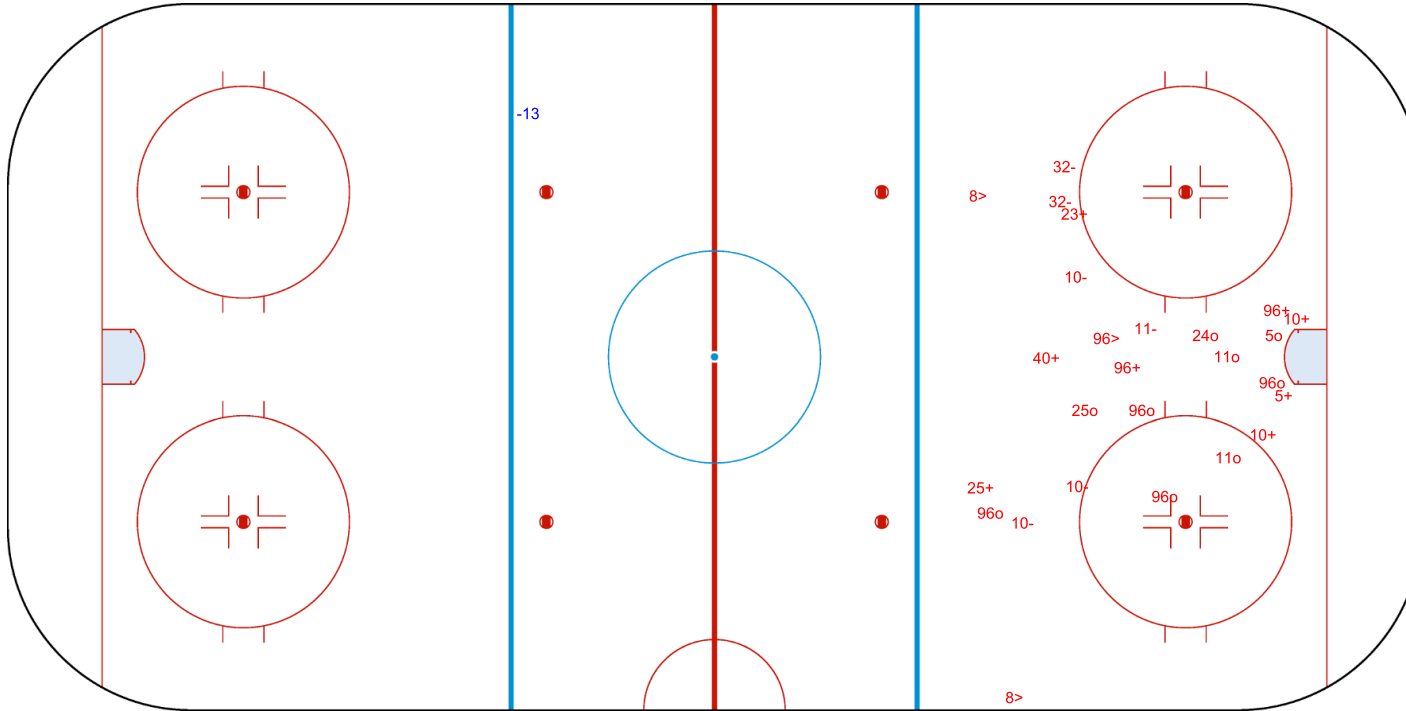
Goals (o): 0    SSG (+): 0  
SSP (<): 0    SPG (-): 1



GK 19 of JPN



Period: 2



Shots by JPN

Goals (o): 9    SSG (+): 8  
SSP (>): 3    SPG (-): 6



GK 20 of GBR



Tarlan Arena

FRI 6 OCT 2023

Start Time 15:00

Ice Hockey

Mixed

Round Robin, Game 2




Shots by JPN

Goals (o): 2


SSG (+): 10

SSP (<): 1

SPG (-): 1



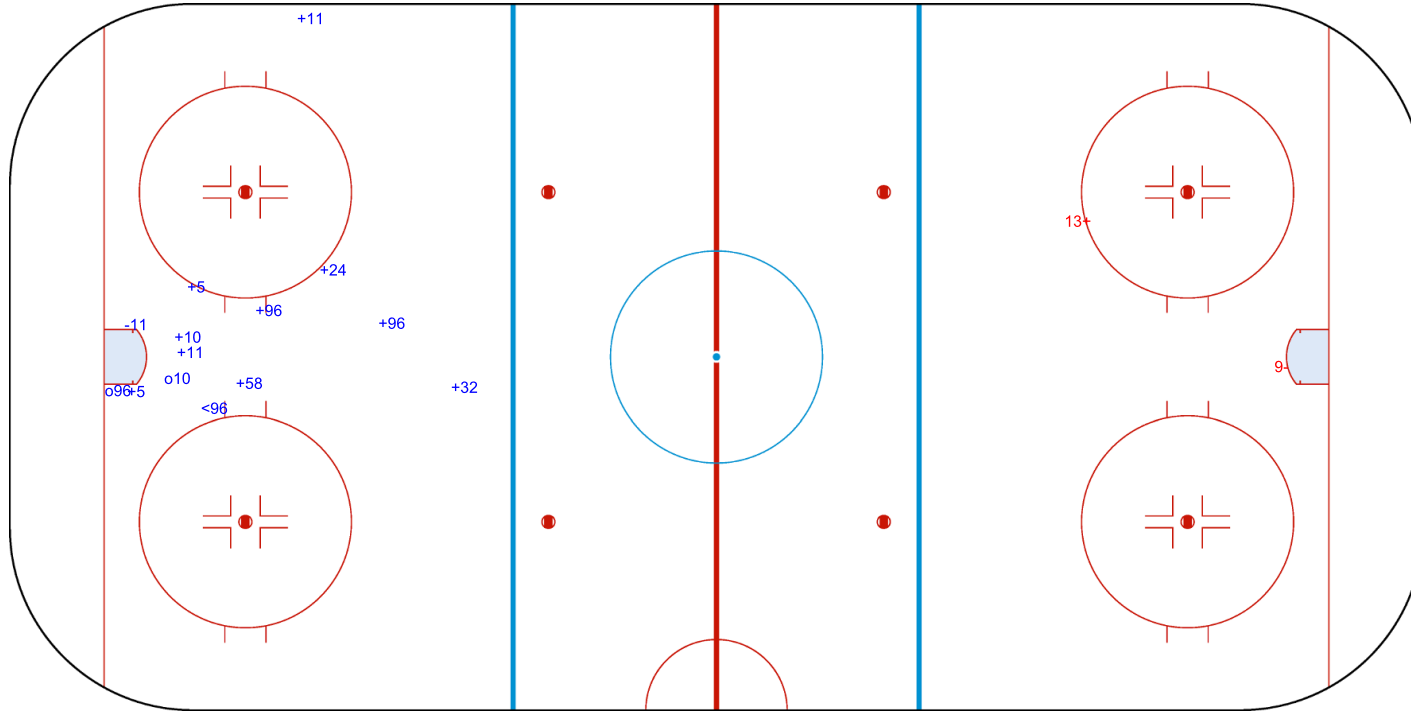
GK 20 of GBR



GK 30 of GBR



Period: 3



Shots by GBR

Goals (o): 0

SSG (+): 1

SSP (>): 0

SPG (-): 1



GK 19 of JPN

<b>Legend:</b>					
<b>GK</b>	Goalkeeper	<b>SPG</b>	Shots past goal	<b>SSG</b>	Shots saved by goalkeeper
				<b>SSP</b>	Shots saved by player



Face-off Chart  
GBR - JPN

PERIOD 1

	GBR		JPN		GBR		JPN		Total wins all zones	
	Def. zone	Att. zone	Neutral zone		Att. zone	Def. zone			GBR	JPN
	- 9	+ 10	- 9	+ 10	+ 9	- 10				
	- 9	+ 32	- 10	+ 32						
	- 88	+ 10	+ 10	- 32						
	+ 9	- 32	+ 9	- 32						
	- 10	+ 10	- 9	+ 7						
	+ 9	- 7								
	- 8	+ 10								
	- 7	+ 10								
Total wins / period	2 / 25%	6 / 75%	2 / 40%	3 / 60%	1 / 100%	0 / 0%	5 / 36%	9 / 64%		

PERIOD 2

	GBR		JPN		GBR		JPN		Total wins all zones	
	Def. zone	Att. zone	Neutral zone		Att. zone	Def. zone			GBR	JPN
	+ 9	- 10	- 9	+ 10	+ 9	- 32				
	+ 9	- 10	- 10	+ 32	- 10	+ 10				
	- 10	+ 7	- 10	+ 10	+ 9	- 7				
	- 13	+ 58	- 13	+ 32						
	- 9	+ 10	+ 9	- 32						
	- 13	+ 10	- 10	+ 10						
			+ 10	- 58						
			- 13	+ 58						
			+ 10	- 58						
			+ 7	- 10						
			- 9	+ 7						
Total wins / period	2 / 33%	4 / 67%	4 / 36%	7 / 64%	2 / 67%	1 / 33%	8 / 40%	12 / 60%		

PERIOD 3

	GBR		JPN		GBR		JPN		Total wins all zones	
	Def. zone	Att. zone	Neutral zone		Att. zone	Def. zone			GBR	JPN
	+ 9	- 10	- 9	+ 10	+ 9	- 58				
	- 7	+ 32	- 7	+ 58	+ 9	- 10				
	- 7	+ 10	- 7	+ 58	- 7	+ 58				
	+ 9	- 7			- 7	+ 58				
	- 9	+ 10								
Total wins / period	2 / 40%	3 / 60%	0 / 0%	3 / 100%	2 / 50%	2 / 50%	4 / 33%	8 / 67%		

TOTAL

	GBR		JPN		GBR		JPN		Total wins all zones	
	Def. zone	Att. zone	Neutral zone		Att. zone	Def. zone			GBR	JPN
Total wins / game	6 / 32%	13 / 68%	6 / 32%	13 / 68%	5 / 63%	3 / 37%	17 / 37%	29 / 63%		



HEAD TO HEAD

		JPN									
		No.	7	10	32	58	Tot	wins GBR	Dz	Nz	Az
GBR	7			1 - 2	0 - 1	0 - 4	8	1 13%	0 0%	1 33%	0 0%
	8			0 - 1			1	0 0%	0 0%		
	9	3 - 2		5 - 6	4 - 1	1 - 0	22	13 59%	6 60%	2 29%	5 100%
	10	0 - 1		0 - 4	1 - 2	2 - 0	10	3 30%	0 0%	3 43%	0 0%
	13			0 - 1	0 - 1	0 - 2	4	0 0%	0 0%	0 0%	
	88			0 - 1			1	0 0%	0 0%		
<b>Tot</b>			6	21	10	9	46	17 37%	6 32%	6 32%	5 63%
<b>wins JPN</b>			3 50%	15 71%	5 50%	6 67%	29 63%				
<b>Dz</b>			0 0%	1 33%	0 0%	2 67%	3 37%				
<b>Nz</b>			2 100%	5 83%	3 50%	3 60%	13 68%				
<b>Az</b>			1 33%	9 75%	2 67%	1 100%	13 68%				

<b>Legend:</b>											
<b>Az</b>	Attacking zone	<b>Dz</b>	Defending zone	<b>No.</b>	Jersey number	<b>Nz</b>	Neutral zone	<b>Tot.</b>	Total face-offs played		





FRI 6 OCT 2023  
START TIME 19:00

## WORLD PARA ICE HOCKEY CHAMPIONSHIPS, POOL B

ROUND ROBIN, GAME 3



## GAME ROSTER

REVISED

6 OCT 18:10 GMT+6

## KAZ - SVK

## Referees

WEBINGER Kevin (CAN)

## Linesmen

NIITTYLA Lari (FIN) , RUNDSTROM Tony (SWE)

## Goalkeepers

Team: KAZ

No.	Name	GP	MIP	GA	SVS	SOG	SVS%	GAA
1	MUKATOV Beimbet	0	00:00	0	0	0	0.00	0.00
20	BASMANOV Oleg	0	00:00	0	0	0	0.00	0.00

## Team Roster

Team: KAZ (Blue)

No.	Pos.	Name	GP	G	A	PTS	PIM	+/-
1	GK	MUKATOV Beimbet	0	0	0	0	0	
4	D	SHORMANOV Sundet	0	0	0	0	0	0
5	D	ZHANSEITOV Daulet	0	0	0	0	0	0
7	D	BONDARENKO Dmitriy	0	0	0	0	0	0
9	D	KONKULOV Korgan	0	0	0	0	0	0
10	D	BEXULTAN Zhanibektarkhan	0	0	0	0	0	0
11	F	SABIROV Kairat	0	0	0	0	0	0
13	F	MIYANOV Maxat	0	0	0	0	0	0
14	D	BOKANOV Yerlik	0	0	0	0	0	0
16	F	KARIPBAYEV Kuat	0	0	0	0	0	0
17	D	ABDYGALIMOV Yerbolat	0	0	0	0	0	0
20	GK	BASMANOV Oleg	0	0	0	0	0	
21	F	TOKTARBAYEV Aidos	0	0	0	0	0	0
73	F	PASKHALIDI Alexandr	0	0	0	0	0	0
87	D	AKHMETOV Almas	0	0	0	0	0	0

Head Coach: BIKSITOV Timur

Team: SVK

No.	Name	GP	MIP	GA	SVS	SOG	SVS%	GAA
18	LEPACEK Eduard	0	00:00	0	0	0	0.00	0.00
21	PASTUCHA Miroslav	0	00:00	0	0	0	0.00	0.00

Team: SVK (White)

No.	Pos.	Name	GP	G	A	PTS	PIM	+/-
7	F	STASAK Miroslav	0	0	0	0	0	0
11	F	LIGDA Marian	0	0	0	0	0	0
18	GK	LEPACEK Eduard	0	0	0	0	0	
21	GK	PASTUCHA Miroslav	0	0	0	0	0	
25	F	JOPPA Martin	0	0	0	0	0	0
27	D	KASCAK Peter	0	0	0	0	0	0
30	D	VARGA Richard	0	0	0	0	0	0
33	D	HLINKA Michal	0	0	0	0	0	0
44	F	TURIC Robert	0	0	0	0	0	0
45	F	VECEREK Milos	0	0	0	0	0	0
66	D	FERENCIK Slavomir	0	0	0	0	0	0
98	F	KORMAN David	0	0	0	0	0	0

Head Coach: HRICKO Ivan

## Legend:

+/-	Plus/minus net	A	Assists	D	Defence	F	Forward
G	Goals	GA	Goals against	GAA	Goals against as average per 60 minutes	GK	Goalkeeper
GP	Games played	MIP	Minutes and seconds played	No.	Jersey number	PIM	Penalties in minutes
Pos.	Position	PTS	Points	SOG	Shots on goal	SVS	Saves
SVS%	Saves in percentage						

REVISED

Revised to change jersey colours on request of team Team KAZ. Team KAZ (Blue) and Team SVK (White).



## LINE-UPS

REVISED

6 OCT 18:06 GMT+6

## KAZ - SVK

## Referees

WEBINGER Kevin (CAN)

NIITTYLA Lari (FIN) , RUNDSTROM Tony (SWE)

## Goalkeepers

Team: KAZ

## No. Name

1 MUKATOV Beimbet  
20 BASMANOV Oleg

Team: SVK

## No. Name

21 PASTUCHA Miroslav  
18 LEPACEK Eduard

## Team Line-ups

Team: KAZ (Blue)

## No. Pos. Name

10 D BEXULTAN Zhanibektarkhan +A  
87 D AKHMETOV Almas  
16 F KARIPBAYEV Kuat +C  
21 F TOKTARBAYEV Aidos  
73 F PASKHALIDI Alexandr +A4 D SHORMANOV Sundet  
7 D BONDARENKO Dmitriy  
14 D BOKANOV Yerlik  
11 F SABIROV Kairat  
13 F MIYANOV Maxat5 D ZHANSEITOV Daulet  
9 D KONKULOV Korgan  
17 D ABDYGALIMOV Yerbolat

Head Coach: BIKSITOV Timur

Team: SVK (White)

## No. Pos. Name

33 D HLINKA Michal  
66 D FERENCIK Slavomir  
7 F STASAK Miroslav +A  
25 F JOPPA Martin +C  
98 F KORMAN David27 D KASCAK Peter  
30 D VARGA Richard  
11 F LIGDA Marian +A  
44 F TURIC Robert  
45 F VECEREK Milos

Head Coach: HRICKO Ivan

## Legend:

**+A** Assistant Captain  
**No.** Jersey number**+C** Captain  
**Pos.** Position**D** Defence **F** Forward

REVISED

Revised to change jersey colours on request of team Team KAZ. Team KAZ (Blue) and Team SVK (White).



## Graphical Line-ups

## KAZ - SVK

## Referee

WEBINGER Kevin (CAN)

## Linesmen

NIITTYLA Lari (FIN) , RUNDSTROM Tony (SWE)

Team: KAZ - Kazakhstan (Blue)

Head Coach: BIKSITOV Timur



Team: SVK - Slovakia (White)

Head Coach: HRICKO Ivan



## Legend:

+A Assistant Captain

+C Captain

Sn Starting position



## Game Summary

## KAZ - SVK 1 - 10 (0 - 3 , 0 - 2 , 1 - 5)

Spectators	Referee	Linesmen
234	WEBINGER Kevin (CAN)	NIITTYLA Lari (FIN) , RUNDSTROM Tony (SWE)

## Team Statistics

Period	Score	SVS	SOG	PIM	TPP	PPG	SHG
1	0 : 3	1 : 0	0 : 4	4 : 4	02:23 : 00:33	0 : 1	0 : 0
2	0 : 2	4 : 0	0 : 6	27 : 2	00:00 : 05:00	0 : 1	0 : 0
3	1 : 5	6 : 0	1 : 11	6 : 2	01:40 : 02:52	0 : 3	0 : 1
<b>Total</b>	<b>1 : 10</b>	<b>11 : 0</b>	<b>1 : 21</b>	<b>37 : 8</b>	<b>04:03 : 08:25</b>	<b>0 : 5</b>	<b>0 : 1</b>

## 1st Period

Action	Time	ET/Res	Team	Type	No.	Name	(G) Name of Assistant(s) / Action Description
GK	00:00		SVK		21	PASTUCHA M	- Goalkeeper in
GK	00:00		KAZ		20	BASMANOV O	- Goalkeeper in
Penalty	03:41	05:41	KAZ	2 min.	4	SHORMANOV S	- Interference
Penalty	04:04	06:04	SVK	2 min.	98	KORMAN D	- Interference
<b>Goal</b>	<b>06:50</b>	<b>0 : 1</b>	<b>SVK</b>	<b>EQ</b>	<b>25</b>	<b>JOPPA M</b>	(1) On Ice KAZ 20 7 10 16 73 87 SVK 21 11 25 27 30 44
Penalty	11:18	13:18	SVK	2 min.	98	KORMAN D	- Interference
Penalty	13:41	13:51	KAZ	2 min.	14	BOKANOV Y	- Holding an opponent
<b>Goal</b>	<b>13:51</b>	<b>0 : 2</b>	<b>SVK</b>	<b>PP1</b>	<b>33</b>	<b>HLINKA M</b>	(1) 25 JOPPA M On Ice KAZ 20 16 21 73 87 SVK 21 7 25 33 66 98 *
<b>Goal</b>	<b>14:16</b>	<b>0 : 3</b>	<b>SVK</b>	<b>EQ</b>	<b>7</b>	<b>STASAK M</b>	(1) 25 JOPPA M On Ice KAZ 20 10 16 21 73 87 98 KORMAN D SVK 21 7 25 33 66 98

## 2nd Period

Action	Time	ET/Res	Team	Type	No.	Name	(G) Name of Assistant(s) / Action Description
Penalty	20:49	45:00	KAZ	25 min.	13	MIYANOV M	- Butt-Ending / Served by: 17 ABDYGALIMOV Y
Penalty	20:49	22:49	SVK	2 min.	27	KASCAK P	- Roughing
Penalty	20:49	22:49	KAZ	2 min.	-	Team penalty	- Too Many Players / Served by: 11 SABIROV K
<b>Goal</b>	<b>21:55</b>	<b>0 : 4</b>	<b>SVK</b>	<b>PP1</b>	<b>45</b>	<b>VECEREK M</b>	(1) 11 LIGDA M On Ice KAZ 20 10 14 21 73 SVK 21 7 33 45 66 98 *
<b>Goal</b>	<b>26:03</b>	<b>0 : 5</b>	<b>SVK</b>	<b>EQ</b>	<b>7</b>	<b>STASAK M</b>	(2) 25 JOPPA M On Ice KAZ 20 10 14 21 73 87 98 KORMAN D SVK 21 7 25 33 66 98

## 3rd Period

Action	Time	ET/Res	Team	Type	No.	Name	(G) Name of Assistant(s) / Action Description
<b>Goal</b>	<b>33:42</b>	<b>0 : 6</b>	<b>SVK</b>	<b>EQ</b>	<b>98</b>	<b>KORMAN D</b>	(1) 66 FERENCIK S On Ice KAZ 20 10 16 21 73 87 SVK 21 7 25 27 30 98
Penalty	34:55	36:39	KAZ	2 min.	87	AKHMETOV A	- Roughing
<b>Goal</b>	<b>36:39</b>	<b>0 : 7</b>	<b>SVK</b>	<b>PP1</b>	<b>25</b>	<b>JOPPA M</b>	(2) 33 HLINKA M On Ice KAZ 20 7 10 11 73 SVK 21 25 27 33 66 98 *
Penalty	36:54	37:02	KAZ	2 min.	17	ABDYGALIMOV Y	- Interference
<b>Goal</b>	<b>37:02</b>	<b>0 : 8</b>	<b>SVK</b>	<b>PP1</b>	<b>7</b>	<b>STASAK M</b>	(3) 66 FERENCIK S On Ice KAZ 20 16 21 73 87 SVK 21 7 25 33 66 98 *
<b>Goal</b>	<b>37:12</b>	<b>1 : 8</b>	<b>KAZ</b>	<b>EQ</b>	<b>21</b>	<b>TOKTARBAYEV A</b>	(1) On Ice KAZ 20 7 11 21 73 87 SVK 21 11 27 30 44 45
Penalty	40:24	41:24	KAZ	2 min.	7	BONDARENKO D	- Teeing
<b>Goal</b>	<b>41:24</b>	<b>1 : 9</b>	<b>SVK</b>	<b>PP1</b>	<b>7</b>	<b>STASAK M</b>	(4) On Ice KAZ 20 14 16 21 73 SVK 21 7 25 33 66 98 *
Penalty	43:20	45:00	SVK	2 min.	25	JOPPA M	- Interference
<b>Goal</b>	<b>44:29</b>	<b>1 : 10</b>	<b>SVK</b>	<b>SH1</b>	<b>66</b>	<b>FERENCIK S</b>	(1) 98 KORMAN D On Ice KAZ 20 4 7 11 13 14 SVK 21 7 33 66 98
GK	45:00		KAZ				20 BASMANOV O - Goalkeeper out
GK	45:00		SVK				21 PASTUCHA M - Goalkeeper out



Goalkeeper Records

Team : KAZ - Kazakhstan

No.	Name	SOG	SVS	MIP
20	BASMANOV Oleg	21	11	45:00
1	MUKATOV Beimbet			

Team : SVK - Slovakia

No.	Name	SOG	SVS	MIP
21	PASTUCHA Miroslav	1	0	45:00
18	LEPACEK Eduard			

Game Statistics

Team : KAZ (Blue)

Head Coach : BIKSITOV Timur

No.	Pos.	Name	Gen	G	A	P	PIM	FO+	FO-	FO+/-	FO%	Shots on Goal					+/-	Time on Ice						
												1	2	3	OT	TS		1	2	3	OT	TOT	SHF	AVG
10	D	BEXULTAN Zhanibektarkhan +A	M	0	0	0	0	2	2	0	50.00	0	0	0	0	0	-4	0:00	0:00	0:00	0:00	0:00	0	0:00
16	F	KARIPBAYEV Kuart +C	M	0	0	0	0	13	12	1	52.00	0	0	0	0	-3	0:00	0:00	0:00	0:00	0:00	0	0:00	
21	F	TOKTARBAYEV Aidos	M	1	0	1	0	0	1	-1	0.00	0	0	1	1	-2	0:00	0:00	0:00	0:00	0:00	0	0:00	
73	F	PASKHALIDI Alexandr +A	M	0	0	0	0	0	0	0	0.00	0	0	0	0	-3	0:00	0:00	0:00	0:00	0:00	0	0:00	
87	D	AKHMETOV Almas	M	0	0	0	2	0	0	0	0.00	0	0	0	0	-3	0:00	0:00	0:00	0:00	0:00	0	0:00	
4	D	SHORMANOV Sundet	M	0	0	0	2	0	0	0	0.00	0	0	0	0	-1	0:00	0:00	0:00	0:00	0:00	0	0:00	
7	D	BONDARENKO Dmitriy	M	0	0	0	2	0	1	-1	0.00	0	0	0	0	-1	0:00	0:00	0:00	0:00	0:00	0	0:00	
11	F	SABIROV Kairat	M	0	0	0	0	9	13	-4	40.91	0	0	0	0	0	0:00	0:00	0:00	0:00	0:00	0	0:00	
13	F	MIYANOV Maxat	M	0	0	0	25	0	0	0	0.00	0	0	0	0	-1	0:00	0:00	0:00	0:00	0:00	0	0:00	
14	D	BOKANOV Yerlik	M	0	0	0	2	0	0	0	0.00	0	0	0	0	-2	0:00	0:00	0:00	0:00	0:00	0	0:00	
5	D	ZHANSEITOV Daulet	M	0	0	0	0	0	0	0	0.00	0	0	0	0	0	0:00	0:00	0:00	0:00	0:00	0	0:00	
9	D	KONKULOV Korgan	M	0	0	0	0	0	0	0	0.00	0	0	0	0	0	0:00	0:00	0:00	0:00	0:00	0	0:00	
17	D	ABDYGALIMOV Yerbolat	M	0	0	0	2	0	0	0	0.00	0	0	0	0	0	0:00	0:00	0:00	0:00	0:00	0	0:00	
1	GK	MUKATOV Beimbet	M	0	0	0	0					0	0	0	0									
20	GK	BASMANOV Oleg (BP)	M	0	0	0	0					0	0	0	0									
<b>Total</b>				<b>1</b>	<b>0</b>	<b>1</b>	<b>35</b>	<b>24</b>	<b>29</b>	<b>-5</b>	<b>45.28</b>	<b>0</b>	<b>0</b>	<b>1</b>	<b>1</b>									

Team : SVK (White)

Head Coach : HRICKO Ivan

No.	Pos.	Name	Gen	G	A	P	PIM	FO+	FO-	FO+/-	FO%	Shots on Goal					+/-	Time on Ice						
												1	2	3	OT	TS		1	2	3	OT	TOT	SHF	AVG
7	F	STASAK Miroslav +A	M	4	0	4	0	4	5	-1	44.44	2	2	3	7	+4	0:00	0:00	0:00	0:00	0:00	0	0:00	
25	F	JOPPA Martin +C	M	2	3	5	2	11	8	3	57.89	1	0	2	3	+4	0:00	0:00	0:00	0:00	0:00	0	0:00	
33	D	HLINKA Michal	M	1	1	2	0	0	0	0	0.00	1	1	0	2	+3	0:00	0:00	0:00	0:00	0:00	0	0:00	
66	D	FERENCIK Slavomir	M	1	2	3	0	1	0	1	100.00	0	0	3	3	+3	0:00	0:00	0:00	0:00	0:00	0	0:00	
98	F	KORMAN David	M	1	3	4	4	1	0	1	100.00	0	1	1	2	+4	0:00	0:00	0:00	0:00	0:00	0	0:00	
11	F	LIGDA Marian +A (BP)	M	0	1	1	0	7	7	0	50.00	0	0	0	0	0	0:00	0:00	0:00	0:00	0:00	0	0:00	
27	D	KASCAK Peter	M	0	0	0	2	0	0	0	0.00	0	1	0	1	+1	0:00	0:00	0:00	0:00	0:00	0	0:00	
30	D	VARGA Richard	M	0	0	0	0	0	0	0	0.00	0	0	0	0	+1	0:00	0:00	0:00	0:00	0:00	0	0:00	
44	F	TURIC Robert	M	0	0	0	0	0	0	0	0.00	0	0	0	0	0	0:00	0:00	0:00	0:00	0:00	0	0:00	
45	F	VECEREK Milos	M	1	0	1	0	5	4	1	55.56	0	1	2	3	-1	0:00	0:00	0:00	0:00	0:00	0	0:00	
18	GK	LEPACEK Eduard	M	0	0	0	0					0	0	0	0									
21	GK	PASTUCHA Miroslav	M	0	0	0	0					0	0	0	0									
<b>Total</b>				<b>10</b>	<b>10</b>	<b>20</b>	<b>8</b>	<b>29</b>	<b>24</b>	<b>5</b>	<b>54.72</b>	<b>4</b>	<b>6</b>	<b>11</b>	<b>21</b>									

Round Robin

R	Team	GP	W	OTW	OTL	L	GDF	GF : GA	PTS
1	JPN	1	1	0	0	0	+13	13 : 0	3
2	SVK	1	1	0	0	0	+9	10 : 1	3
3	SWE	1	1	0	0	0	+7	7 : 0	3
4	FIN	1	0	0	0	1	-7	0 : 7	0
5	KAZ	1	0	0	0	1	-9	1 : 10	0
6	GBR	1	0	0	0	1	-13	0 : 13	0

	FIN	GBR	JPN	KAZ	SVK	SWE
FIN	*****	TUE 10 OCT 15:00	WED 11 OCT 11:00	SUN 08 OCT 19:00	SAT 07 OCT 15:00	0:7
GBR	TUE 10 OCT 15:00	*****	0:13	WED 11 OCT 19:00	SUN 08 OCT 11:00	SAT 07 OCT 11:00
JPN	WED 11 OCT 11:00	13:0	*****	SAT 07 OCT 19:00	TUE 10 OCT 11:00	SUN 08 OCT 15:00
KAZ	SUN 08 OCT 19:00	WED 11 OCT 19:00	SAT 07 OCT 19:00	*****	1:10	TUE 10 OCT 19:00
SVK	SAT 07 OCT 15:00	SUN 08 OCT 11:00	TUE 10 OCT 11:00	10:1	*****	WED 11 OCT 15:00
SWE	7:0	SAT 07 OCT 11:00	SUN 08 OCT 15:00	TUE 10 OCT 19:00	WED 11 OCT 15:00	*****



Tarlan Arena

FRI 6 OCT 2023

Start Time 19:00

End Time 20:57

Ice Hockey

Mixed

Round Robin, Game 3



Legend:			
<b>(G)</b>	Goals in tournament	*	does not count for Plus/minus
<b>+C</b>	Captain	<b>A</b>	Assists
<b>ET/Res</b>	Penalty end time/Result of game	<b>F</b>	Forward
<b>FO+</b>	Face-offs won	<b>FO+/-</b>	Face-offs net
<b>GDF</b>	Goal difference	<b>Gen</b>	Gender
<b>GP</b>	Games played	<b>L</b>	Losses
<b>No.</b>	Jersey number	<b>OT</b>	Overtime
<b>P</b>	Points	<b>PIM</b>	Penalties in minutes
<b>PPG</b>	Power play goals	<b>PTS</b>	Points
<b>SHG</b>	Shorthanded goals	<b>SOG</b>	Shots on goal
<b>TS</b>	Total shots	<b>W</b>	Wins
		<b>+/-</b>	Plus/minus net
		<b>D</b>	Defence
		<b>FO-</b>	Face-offs lost
		<b>G</b>	Goals
		<b>GF</b>	Goals for
		<b>M</b>	Male
		<b>OTL</b>	Overtime losses
		<b>Pos.</b>	Position
		<b>R</b>	Rank
		<b>SVS</b>	Saves
		<b>+A</b>	Assistant Captain
		<b>EQ</b>	Equal strength
		<b>FO%</b>	Face-offs won as percentage
		<b>GA</b>	Goals against
		<b>GK</b>	Goalkeeper
		<b>MIP</b>	Minutes in play (GK)
		<b>OTW</b>	Overtime wins
		<b>PP1</b>	Power play - 1 player
		<b>SH1</b>	Shorthanded - 1 player
		<b>TPP</b>	Time on power play



### Shot Chart KAZ - SVK

Shots by KAZ

Goals (o): 0      SSG (+): 0  
SSP (<): 0      SPG (-): 1



GK 21 of SVK

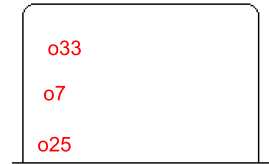


Period: 1

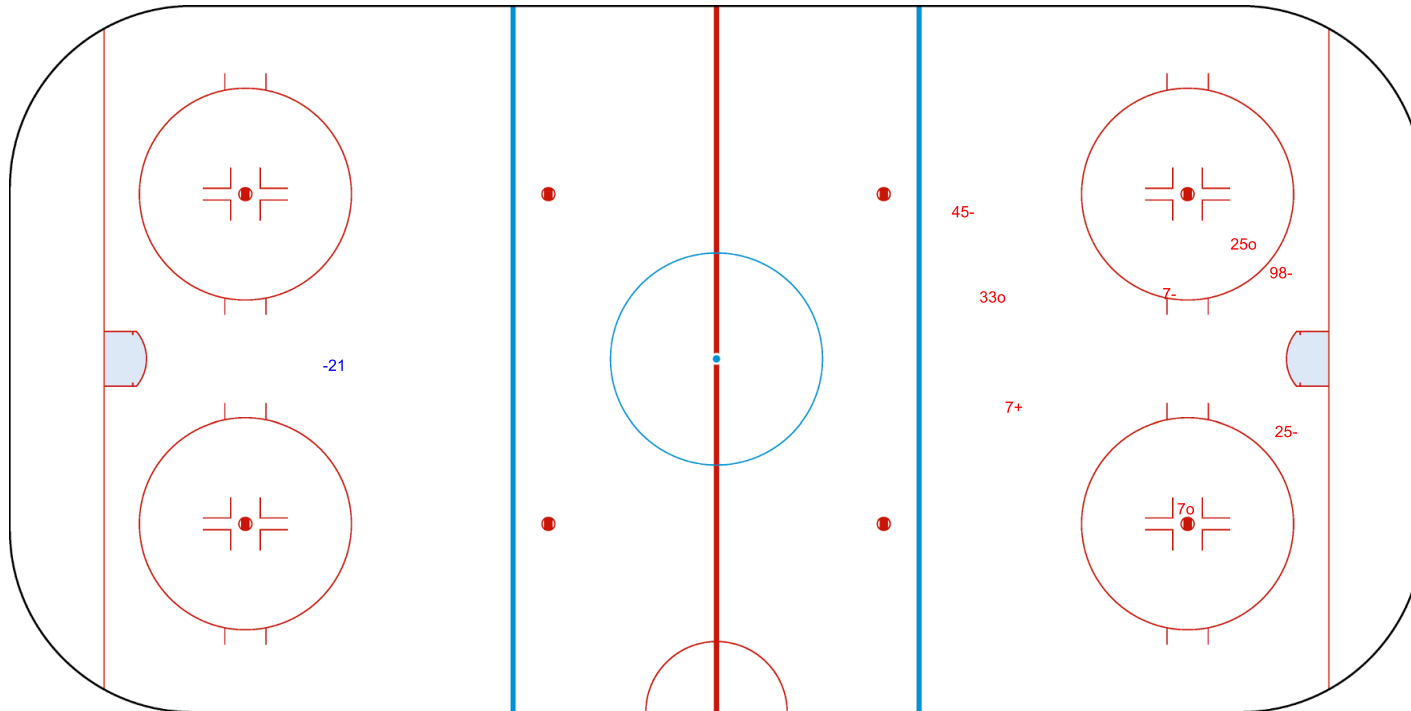


Shots by SVK

Goals (o): 3      SSG (+): 1  
SSP (>): 0      SPG (-): 4



GK 20 of KAZ





Tarlan Arena

FRI 6 OCT 2023

Start Time 19:00

Ice Hockey

Mixed

Round Robin, Game 3



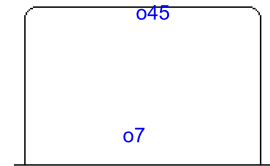
Shots by SVK

Goals (o): 2

SSG (+): 4

SSP (<): 0

SPG (-): 3



GK 20 of KAZ



Period: 2



Shots by KAZ

Goals (o): 0

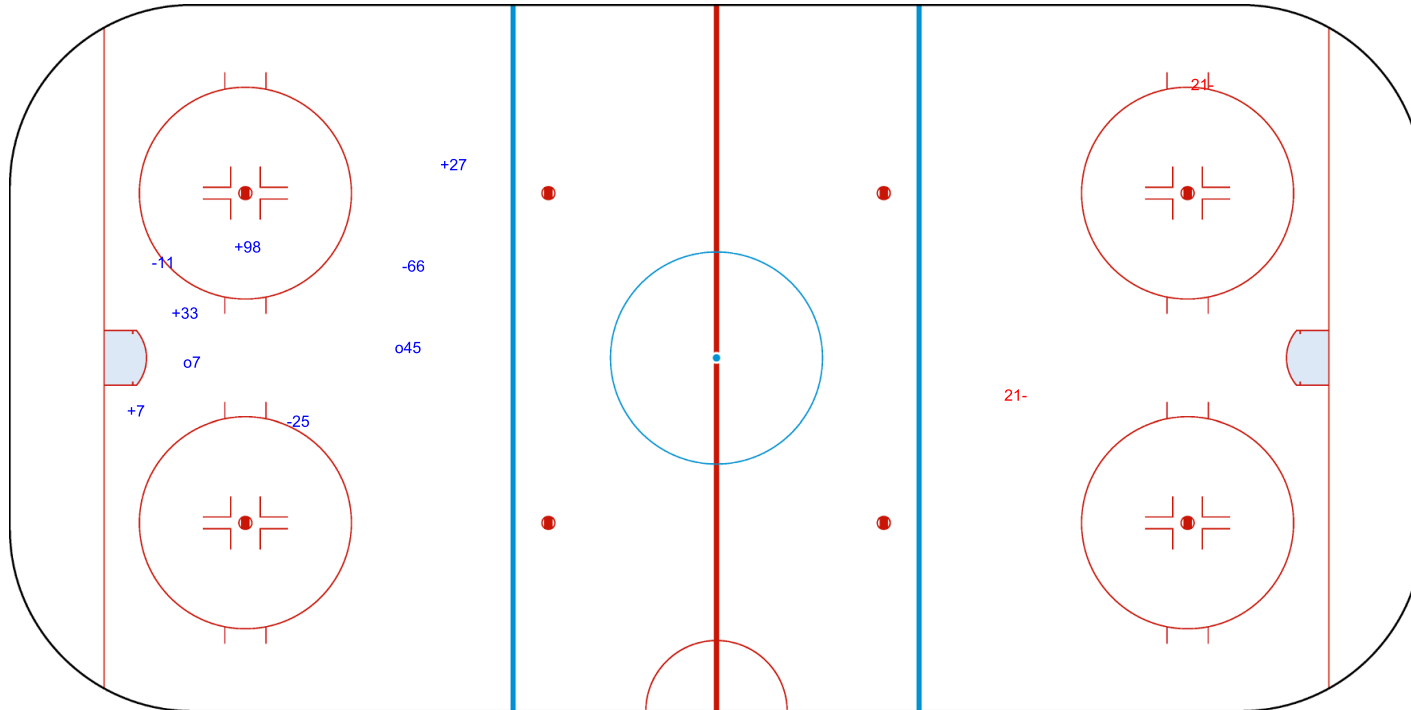
SSG (+): 0

SSP (>): 0

SPG (-): 2



GK 21 of SVK







Tarlan Arena

FRI 6 OCT 2023

Start Time 19:00

Ice Hockey

Mixed

Round Robin, Game 3



Shots by KAZ

Goals (o): 1

SSG (+): 0

SSP (<): 0

SPG (-): 1

o21

GK 21 of SVK



Period: 3



Shots by SVK

Goals (o): 5

SSG (+): 6

SSP (>): 0

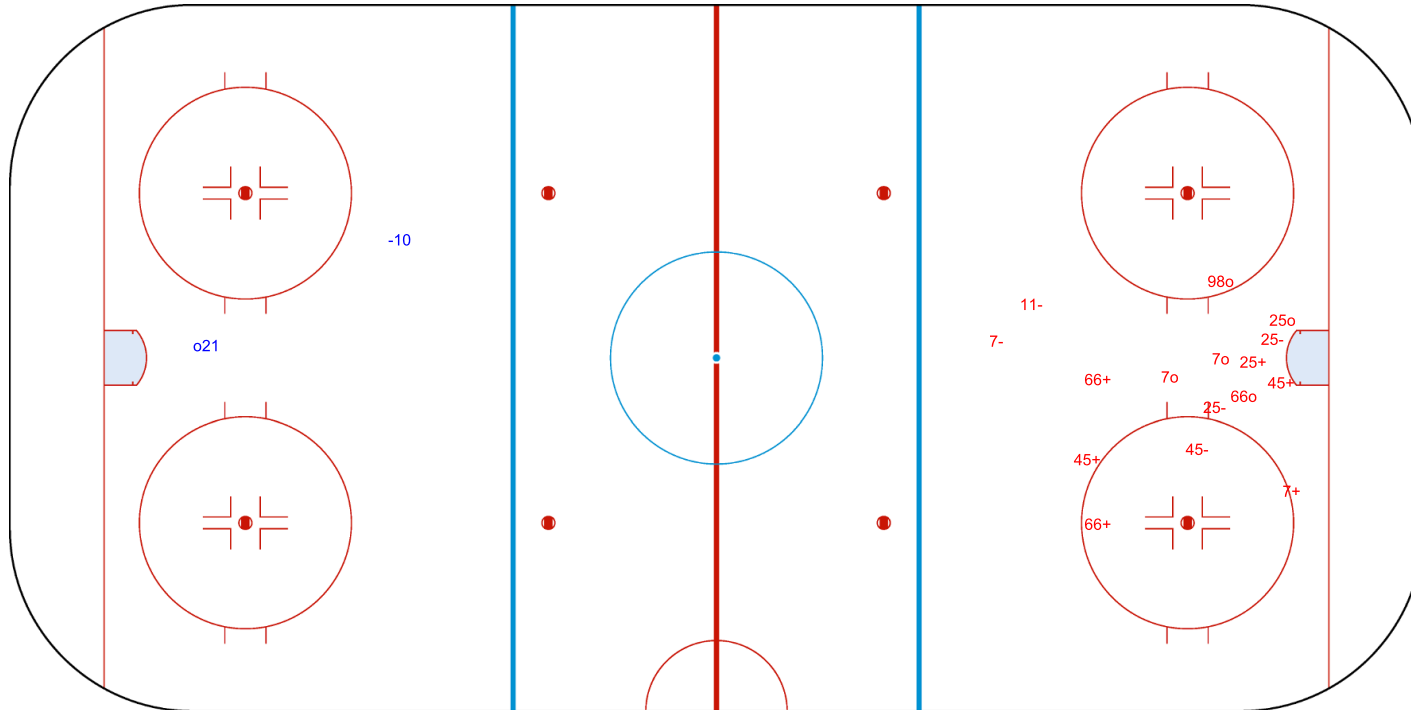
SPG (-): 5

o66

o7  
o25  
o7

o98

GK 20 of KAZ



Legend:	
<b>GK</b>	Goalkeeper
<b>SPG</b>	Shots past goal
<b>SSG</b>	Shots saved by goalkeeper
<b>SSP</b>	Shots saved by player



**Face-off Chart**  
**KAZ - SVK**

**PERIOD 1**

KAZ	SVK	KAZ	SVK	KAZ	SVK
Def. zone	Att. zone	Neutral zone		Att. zone	Def. zone
- 16	+ 25	- 21	+ 25	- 16	+ 25
- 16	+ 7	- 11	+ 11	- 11	+ 11
+ 16	- 11	- 11	+ 11		
- 16	+ 7	- 11	+ 25		
		- 16	+ 11		
		+ 16	- 25		
		+ 11	- 11		
Total wins / period		2 / 29%		0 / 0%	
1 / 25%	3 / 75%	2 / 29%	5 / 71%	0 / 0%	2 / 100%

Total wins  
all zones

KAZ	SVK
3 / 23%	10 / 77%

**PERIOD 2**

KAZ	SVK	KAZ	SVK	KAZ	SVK
Def. zone	Att. zone	Neutral zone		Att. zone	Def. zone
+ 16	- 45	+ 16	- 25	- 16	+ 25
+ 16	- 25	+ 11	- 11	- 16	+ 11
+ 16	- 7	- 16	+ 25		
+ 16	- 7	+ 10	- 45		
+ 11	- 7	- 10	+ 45		
+ 16	- 45	+ 16	- 25		
- 10	+ 25	- 11	+ 45		
+ 10	- 25				
- 11	+ 25				
+ 11	- 11				
Total wins / period		4 / 57%		0 / 0%	
8 / 80%	2 / 20%	4 / 57%	3 / 43%	0 / 0%	2 / 100%

Total wins  
all zones

KAZ	SVK
12 / 63%	7 / 37%

**PERIOD 3**

KAZ	SVK	KAZ	SVK	KAZ	SVK
Def. zone	Att. zone	Neutral zone		Att. zone	Def. zone
- 16	+ 11	+ 16	- 25	- 11	+ 25
+ 16	- 11	+ 16	- 11	- 11	+ 45
- 11	+ 7	+ 11	- 25		
+ 11	- 7	- 7	+ 25		
- 11	+ 45	- 11	+ 11		
- 16	+ 45	+ 11	- 11		
- 11	+ 98	- 16	+ 25		
- 11	+ 66	+ 11	- 25		
		+ 11	- 45		
		- 16	+ 7		
		+ 16	- 7		
Total wins / period		7 / 64%		0 / 0%	
2 / 25%	6 / 75%	7 / 64%	4 / 36%	0 / 0%	2 / 100%

Total wins  
all zones

KAZ	SVK
9 / 43%	12 / 57%

**TOTAL**



Total wins / game	KAZ	SVK	Neutral zone		KAZ	SVK	Total wins all zones	
	Def. zone	Att. zone			Att. zone	Def. zone	KAZ	SVK
	11 / 50%	11 / 50%	13 / 52%	12 / 48%	0 / 0%	6 / 100%	24 / 45%	29 / 55%

HEAD TO HEAD

		SVK						Tot	wins KAZ	Dz	Nz	Az
No.		7	11	25	45	66	98					
KAZ	7			0 - 1				1	0 0%		0 0%	
	10			1 - 1	1 - 1			4	2 50%	1 50%	1 50%	
	11	2 - 1	4 - 4	2 - 3	1 - 3	0 - 1	0 - 1	22	9 41%	3 38%	6 55%	0 0%
	16	3 - 3	3 - 3	5 - 5	2 - 1			25	13 52%	7 58%	6 60%	0 0%
	21			0 - 1				1	0 0%		0 0%	
	<b>Tot</b>	9	14	19	9	1	1	53	24 45%	11 50%	13 52%	0 0%
<b>wins SVK</b>	4 44%	7 50%	11 58%	5 56%	1 100%	1 100%	29 55%					
<b>Dz</b>		2 100%	3 100%	1 100%			6 100%					
<b>Nz</b>	1 50%	4 50%	5 45%	2 50%			12 48%					
<b>Az</b>	3 43%	1 25%	3 60%	2 50%	1 100%	1 100%	11 50%					

<b>Legend:</b>									
<b>Az</b>	Attacking zone	<b>Dz</b>	Defending zone	<b>No.</b>	Jersey number	<b>Nz</b>	Neutral zone	<b>Tot.</b>	Total face-offs played



## Game Roster

## SWE - GBR

## Referee

NEDELKOVIC Ivan (BIH)

## Goalkeepers

Team: SWE

No.	Name	Gen	GP	MIP	GA	SVS	SOG	SVS%	GAA
5	NILSSON Ulf	M	1	45:00	0	2	2	100.00	0.00
24	JANSSON Dennis	M	1	00:00	0	0	0	0.00	0.00

## Team Roster

Team: SWE (Yellow)

No.	Pos.	Name	Gen	GP	G	A	PTS	PIM	+/-
5	GK	NILSSON Ulf	M	1	0	0	0	0	
6	D	NILSSON Peter	M	1	0	3	3	0	+3
9	D	LILJEBAEK Hugo	M	1	1	1	2	2	+4
10	F	MENG Robin	M	1	0	2	2	0	+3
15	F	PERSSON Caroline	F	1	1	0	1	2	+1
16	F	SEDELL Emil	M	1	0	1	1	0	+2
18	F	OJALA Peter	M	1	2	0	2	0	+2
21	F	MOBERG Christer	M	1	2	0	2	0	+3
23	D	EKLUND Magnus	M	1	0	0	0	0	+1
24	GK	JANSSON Dennis	M	1	0	0	0	0	
37	D	STRANDMARK Johan	M	1	0	0	0	0	+2
68	F	LOPEZ Markus	M	1	1	5	6	0	+4

Head Coach: LAHTINEN Timo

## Linesmen

LONNQVIST Tom (FIN) , O'ROURKE Ryan (CAN)

Team: GBR

No.	Name	Gen	GP	MIP	GA	SVS	SOG	SVS%	GAA
20	HACKWORTH Bryan	M	1	38:30	12	27	39	69.23	14.03
30	ROGERS-HARTLEY Susi	F	1	06:30	1	4	5	80.00	6.92

Team: GBR (Blue)

No.	Pos.	Name	Gen	GP	G	A	PTS	PIM	+/-
7	F	WATTS Dani	F	1	0	0	0	0	-5
8	F	QUIRK Stacey	F	1	0	0	0	0	-4
9	F	CHRISTOPHER Tyler	M	1	0	0	0	2	-5
10	F	GREGORY Felicity	F	1	0	0	0	0	-3
13	F	FARMER Gary	M	1	0	0	0	4	-8
18	F	O'BRIEN Ben	M	1	0	0	0	0	-3
20	GK	HACKWORTH Bryan	M	1	0	0	0	0	
21	D	EMMERSON Leanne	F	1	0	0	0	0	-1
22	D	le GALLOUDEC Jonathon	M	1	0	0	0	0	-9
28	D	COLQUITT Mark	M	1	0	0	0	0	-8
30	GK	ROGERS-HARTLEY Susi	F	1	0	0	0	0	
33	D	BROWN Paul	M	1	0	0	0	0	0
88	D	STEPHENS Nathan	M	1	0	0	0	2	-3
94	F	McLEAN Emily	F	1	0	0	0	0	-5

Head Coach: OFFERS Ian

## Legend:

<b>+/-</b>	Plus/minus net	<b>A</b>	Assists	<b>D</b>	Defence	<b>F</b>	Female / Forward
<b>G</b>	Goals	<b>GA</b>	Goals against	<b>GAA</b>	Goals against as average per 45 minutes	<b>Gen</b>	Gender
<b>GK</b>	Goalkeeper	<b>GP</b>	Games played	<b>M</b>	Male	<b>MIP</b>	Minutes and seconds played
<b>No.</b>	Jersey number	<b>PIM</b>	Penalties in minutes	<b>Pos.</b>	Position	<b>PTS</b>	Points
<b>SOG</b>	Shots on goal	<b>SVS</b>	Saves	<b>SVS%</b>	Saves in percentage		



### Line-ups

#### SWE - GBR

**Referee**

NEDELKOVIC Ivan (BIH)

**Linesmen**

LONNQVIST Tom (FIN) , O'ROURKE Ryan (CAN)

**Goalkeepers**

**Team: SWE**

No.	Name	Gen
5	NILSSON Ulf	M
24	JANSSON Dennis	M

**Team Line-ups**

**Team: SWE (Yellow)**

No.	Pos.	Name	Gen
6	D	NILSSON Peter +A	M
9	D	LILJEBAEK Hugo	M
10	F	MENG Robin +A	M
21	F	MOBERG Christer	M
68	F	LOPEZ Markus	M
23	D	EKLUND Magnus	M
37	D	STRANDMARK Johan	M
15	F	PERSSON Caroline	F
16	F	SEDELL Emil	M
18	F	OJALA Peter +C	M

**Head Coach:** LAHTINEN Timo

**Team: GBR**

No.	Name	Gen
20	HACKWORTH Bryan	M
30	ROGERS-HARTLEY Susi	F

**Team: GBR (Blue)**

No.	Pos.	Name	Gen
22	D	le GALLOUDEC Jonathon +A	M
28	D	COLQUITT Mark	M
8	F	QUIRK Stacey	F
9	F	CHRISTOPHER Tyler +C	M
13	F	FARMER Gary	M
21	D	EMMERSON Leanne	F
88	D	STEPHENS Nathan +A	M
7	F	WATTS Dani	F
10	F	GREGORY Felicity	F
94	F	McLEAN Emily	F
33	D	BROWN Paul	M
18	F	O'BRIEN Ben	M

**Head Coach:** OFFERS Ian

**Legend:**

<b>+A</b>	Assistant Captain	<b>+C</b>	Captain	<b>D</b>	Defence	<b>F</b>	Female / Forward
<b>Gen</b>	Gender	<b>M</b>	Male	<b>No.</b>	Jersey number	<b>Pos.</b>	Position



### Graphical Line-ups

#### SWE - GBR

**Referee**  
NEDELKOVIC Ivan (BIH)

**Linesmen**  
LONNQVIST Tom (FIN) , O'ROURKE Ryan (CAN)

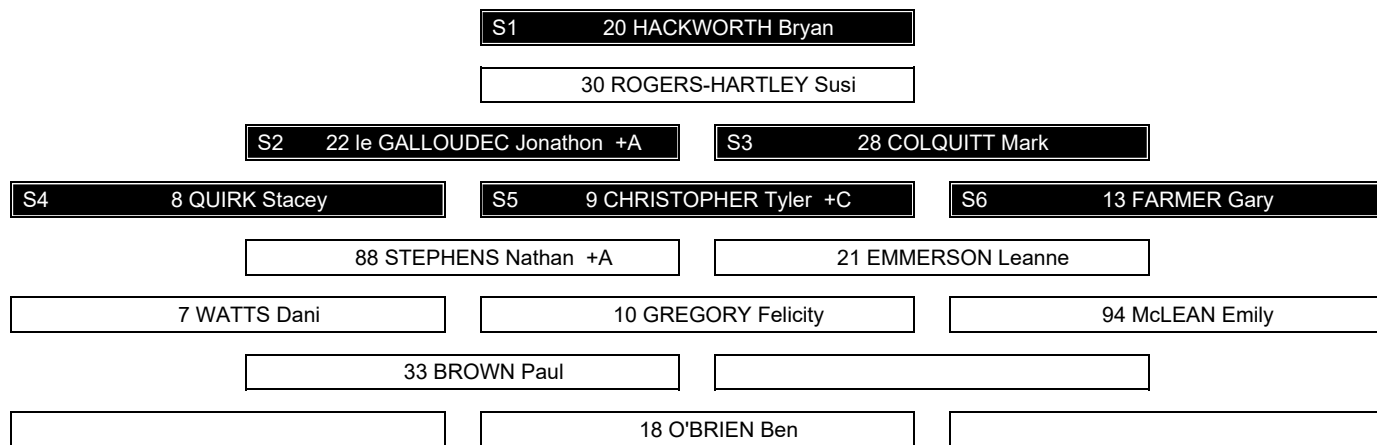
**Team:** SWE - Sweden (Yellow)

**Head Coach:** LAHTINEN Timo



**Team:** GBR - Great Britain (Blue)

**Head Coach:** OFFERS Ian



**Legend:**  
**+A** Assistant Captain      **+C** Captain      **Sn** Starting position



### Game Summary

**SWE - GBR 5 - 1 (4 - 0 , 1 - 1 , 0 - 0)**

Spectators	Referee	Linesmen
78	NEDELKOVIC Ivan (BIH)	LONNQVIST Tom (FIN) , O'ROURKE Ryan (CAN)

#### Team Statistics

Period	Score	SVS	SOG	PIM	TPP	PPG	SHG
1	4 : 0	2 : 4	8 : 2	4 : 0	00:00 : 04:00	0 : 0	1 : 0
2	1 : 1	4 : 4	5 : 5	2 : 2	00:00 : 00:00	0 : 0	0 : 0
3	0 : 0	2 : 9	9 : 2	4 : 0	00:00 : 04:00	0 : 0	0 : 0
<b>Total</b>	<b>5 : 1</b>	<b>8 : 17</b>	<b>22 : 9</b>	<b>10 : 2</b>	<b>00:00 : 08:00</b>	<b>0 : 0</b>	<b>1 : 0</b>

#### 1st Period

Action	Time	ET/Res	Team	Type	No.	Name	(G) Name of Assistant(s) / Action Description
GK	00:00		GBR		20	HACKWORTH B	- Goalkeeper in
GK	00:00		SWE		5	NILSSON U	- Goalkeeper in
<b>Goal</b>	<b>00:17</b>	<b>1 : 0</b>	<b>SWE</b>	<b>EQ</b>	<b>6</b>	<b>NILSSON P</b>	(1) 68 LOPEZ M On Ice SWE 5 6 9 10 21 68 GBR 20 8 9 13 22 28
Penalty	02:13	04:13	SWE	2 min.	16	SEDELL E	- Interference
<b>Goal</b>	<b>04:11</b>	<b>2 : 0</b>	<b>SWE</b>	<b>SH1</b>	<b>6</b>	<b>NILSSON P</b>	(2) 10 MENG R On Ice SWE 5 6 9 10 68 GBR 20 9 13 18 28 33
<b>Goal</b>	<b>05:53</b>	<b>3 : 0</b>	<b>SWE</b>	<b>EQ</b>	<b>10</b>	<b>MENG R</b>	(1) 68 LOPEZ M On Ice SWE 5 9 10 18 21 68 GBR 20 7 8 10 33 88
Penalty	09:23	11:23	SWE	2 min.	68	LOPEZ M	- Tripping
<b>Goal</b>	<b>13:55</b>	<b>4 : 0</b>	<b>SWE</b>	<b>EQ</b>	<b>10</b>	<b>MENG R</b>	(2) 37 STRANDMARK J On Ice SWE 5 9 10 18 37 68 GBR 20 7 8 18 22 88

#### 2nd Period

Action	Time	ET/Res	Team	Type	No.	Name	(G) Name of Assistant(s) / Action Description
Penalty	19:14	21:14	SWE	2 min.	68	LOPEZ M	- Roughing
Penalty	19:14	21:14	GBR	2 min.	13	FARMER G	- Roughing
<b>Goal</b>	<b>20:00</b>	<b>4 : 1</b>	<b>GBR</b>	<b>EQ</b>	<b>88</b>	<b>STEPHENS N</b>	(1) 9 CHRISTOPHER T On Ice SWE 5 6 9 10 21 GBR 20 7 9 22 88
<b>Goal</b>	<b>26:06</b>	<b>5 : 1</b>	<b>SWE</b>	<b>EQ</b>	<b>68</b>	<b>LOPEZ M</b>	(2) 21 MOBERG C On Ice SWE 5 6 9 21 37 68 GBR 20 8 10 22 33 94

#### 3rd Period

Action	Time	ET/Res	Team	Type	No.	Name	(G) Name of Assistant(s) / Action Description
Penalty	34:33	36:33	SWE	2 min.	21	MOBERG C	- Charging
Penalty	36:43	38:43	SWE	2 min.	6	NILSSON P	- Delaying the Game
GK	45:00		SWE				5 NILSSON U - Goalkeeper out
GK	45:00		GBR				20 HACKWORTH B - Goalkeeper out

#### Goalkeeper Records

Team : SWE - Sweden

Team : GBR - Great Britain

No.	Name	SOG	SVS	MIP	No.	Name	SOG	SVS	MIP
5	NILSSON Ulf	9	8	45:00	20	HACKWORTH Bryan	22	17	45:00
24	JANSSON Dennis				30	ROGERS-HARTLEY Susi			

#### Game Statistics

Team : SWE (Yellow)											Shots on Goal					Time on Ice								
Head Coach : LAHTINEN Timo																								
No.	Pos.	Name	Gen	G	A	P	PIM	FO+	FO-	FO+/-	FO%	1	2	3	OT	TS	+/-	1	2	3	OT	TOT	SHF	AVG
6	D	NILSSON Peter +A	M	2	0	2	2	0	0	0	0.00	3	0	1		4	+2	0:00	0:00	0:00		0:00	0	0:00
9	D	LILJEBAEK Hugo	M	0	0	0	0	0	0	0	0.00	0	0	2		2	+4	0:00	0:00	0:00		0:00	0	0:00
10	F	MENG Robin +A (BP)	M	2	1	3	0	3	0	3	100.00	4	0	1		5	+3	0:00	0:00	0:00		0:00	0	0:00
21	F	MOBERG Christer	M	0	1	1	2	5	2	3	71.43	1	2	0		3	+2	0:00	0:00	0:00		0:00	0	0:00
68	F	LOPEZ Markus	M	1	2	3	4	18	10	8	64.29	0	3	3		6	+5	0:00	0:00	0:00		0:00	0	0:00



SAT 7 OCT 2023

Start Time 11:00  
End Time 12:44

Mixed

Round Robin, Game 4



Head Coach : LAHTINEN Timo											Shots on Goal				Time on Ice									
No.	Pos.	Name	Gen	G	A	P	PIM	FO+	FO-	FO+/-	FO%	1	2	3	OT	TS	+/-	1	2	3	OT	TOT	SHF	AVG
15	F	PERSSON Caroline	F	0	0	0	0	0	0	0	0.00	0	0	0	0	0	0	0:00	0:00	0:00		0:00	0	0:00
16	F	SEDELL Emil	M	0	0	0	2	0	0	0	0.00	0	0	0	0	0	0	0:00	0:00	0:00		0:00	0	0:00
18	F	OJALA Peter +C	M	0	0	0	0	0	1	-1	0.00	0	0	2	2	+2	0:00	0:00	0:00		0:00	0	0:00	
23	D	EKLUND Magnus	M	0	0	0	0	0	0	0	0.00	0	0	0	0	0	0:00	0:00	0:00		0:00	0	0:00	
37	D	STRANDMARK Johan	M	0	1	1	0	0	0	0	0.00	0	0	0	0	+2	0:00	0:00	0:00		0:00	0	0:00	
5	GK	NILSSON Ulf	M	0	0	0	0					0	0	0	0									
24	GK	JANSSON Dennis	M	0	0	0	0					0	0	0	0									
<b>Total</b>				<b>5</b>	<b>5</b>	<b>10</b>	<b>10</b>	<b>26</b>	<b>13</b>	<b>13</b>	<b>66.67</b>	<b>8</b>	<b>5</b>	<b>9</b>	<b>22</b>									

Team : GBR (Blue)																								
Head Coach : OFFERS Ian											Shots on Goal				Time on Ice									
No.	Pos.	Name	Gen	G	A	P	PIM	FO+	FO-	FO+/-	FO%	1	2	3	OT	TS	+/-	1	2	3	OT	TOT	SHF	AVG
8	F	QUIRK Stacey	F	0	0	0	0	0	0	0	0.00	0	0	0	0	0	-4	0:00	0:00	0:00		0:00	0	0:00
9	F	CHRISTOPHER Tyler +C	M	0	1	1	0	5	14	-9	26.32	2	1	0	3	-1	0:00	0:00	0:00		0:00	0	0:00	
13	F	FARMER Gary	M	0	0	0	2	1	2	-1	33.33	0	0	2	2	-2	0:00	0:00	0:00		0:00	0	0:00	
22	D	le GALLOUDEC Jonathon +A	M	0	0	0	0	0	0	0	0.00	0	0	0	0	0	-2	0:00	0:00	0:00		0:00	0	0:00
28	D	COLQUITT Mark	M	0	0	0	0	0	0	0	0.00	0	0	0	0	0	-2	0:00	0:00	0:00		0:00	0	0:00
7	F	WATTS Dani	F	0	0	0	0	2	3	-1	40.00	0	0	0	0	0	-1	0:00	0:00	0:00		0:00	0	0:00
10	F	GREGORY Felicity	F	0	0	0	0	5	7	-2	41.67	0	0	0	0	0	-2	0:00	0:00	0:00		0:00	0	0:00
21	D	EMMERSON Leanne	F	0	0	0	0	0	0	0	0.00	0	0	0	0	0	0	0:00	0:00	0:00		0:00	0	0:00
88	D	STEPHENS Nathan +A	M	1	0	1	0	0	0	0	0.00	0	4	0	4	-1	0:00	0:00	0:00		0:00	0	0:00	
94	F	McLEAN Emily	F	0	0	0	0	0	0	0	0.00	0	0	0	0	0	-1	0:00	0:00	0:00		0:00	0	0:00
18	F	O'BRIEN Ben (BP)	M	0	0	0	0	0	0	0	0.00	0	0	0	0	0	-2	0:00	0:00	0:00		0:00	0	0:00
33	D	BROWN Paul	M	0	0	0	0	0	0	0	0.00	0	0	0	0	0	-3	0:00	0:00	0:00		0:00	0	0:00
20	GK	HACKWORTH Bryan	M	0	0	0	0					0	0	0	0									
30	GK	ROGERS-HARTLEY Susi	F	0	0	0	0					0	0	0	0									
<b>Total</b>				<b>1</b>	<b>1</b>	<b>2</b>	<b>2</b>	<b>13</b>	<b>26</b>	<b>-13</b>	<b>33.33</b>	<b>2</b>	<b>5</b>	<b>2</b>	<b>9</b>									

Round Robin

R	Team	GP	W	OTW	OTL	L	GDF	GF : GA	PTS
1	SWE	2	2	0	0	0	+11	12 : 1	6
2	JPN	1	1	0	0	0	+13	13 : 0	3
3	SVK	1	1	0	0	0	+9	10 : 1	3
4	FIN	1	0	0	0	1	-7	0 : 7	0
5	KAZ	1	0	0	0	1	-9	1 : 10	0
6	GBR	2	0	0	0	2	-17	1 : 18	0

	FIN	GBR	JPN	KAZ	SVK	SWE
FIN	*****	TUE 10 OCT 15:00	WED 11 OCT 11:00	SUN 08 OCT 19:00	SAT 07 OCT 15:00	0:7
GBR	TUE 10 OCT 15:00	*****	0:13	WED 11 OCT 19:00	SUN 08 OCT 11:00	1:5
JPN	WED 11 OCT 11:00	13:0	*****	SAT 07 OCT 19:00	TUE 10 OCT 11:00	SUN 08 OCT 15:00
KAZ	SUN 08 OCT 19:00	WED 11 OCT 19:00	SAT 07 OCT 19:00	*****	1:10	TUE 10 OCT 19:00
SVK	SAT 07 OCT 15:00	SUN 08 OCT 11:00	TUE 10 OCT 11:00	10:1	*****	WED 11 OCT 15:00
SWE	7:0	5:1	SUN 08 OCT 15:00	TUE 10 OCT 19:00	WED 11 OCT 15:00	*****

Legend:			
<b>(G)</b> Goals in tournament	<b>+/-</b> Plus/minus net	<b>+A</b> Assistant Captain	<b>+C</b> Captain
<b>A</b> Assists	<b>D</b> Defence	<b>EQ</b> Equal strength	<b>ET/Res</b> Penalty end time/Result of game
<b>F</b> Female / Forward	<b>FO-</b> Face-offs lost	<b>FO%</b> Face-offs won as percentage	<b>FO+</b> Face-offs won
<b>FO+/-</b> Face-offs net	<b>G</b> Goals	<b>GA</b> Goals against	<b>GDF</b> Goal difference
<b>Gen</b> Gender	<b>GF</b> Goals for	<b>GK</b> Goalkeeper	<b>GP</b> Games played
<b>L</b> Losses	<b>M</b> Male	<b>MIP</b> Minutes in play (GK)	<b>No.</b> Jersey number
<b>OT</b> Overtime	<b>OTL</b> Overtime losses	<b>OTW</b> Overtime wins	<b>P</b> Points
<b>PIM</b> Penalties in minutes	<b>Pos.</b> Position	<b>PPG</b> Power play goals	<b>PTS</b> Points
<b>R</b> Rank	<b>SH1</b> Shorthanded - 1 player	<b>SHG</b> Shorthanded goals	<b>SOG</b> Shots on goal
<b>SVS</b> Saves	<b>TPP</b> Time on power play	<b>TS</b> Total shots	<b>W</b> Wins





### Shot Chart SWE - GBR



Period: 1



Shots by GBR

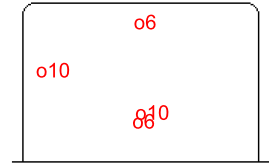
Goals (o): 0    SSG (+): 2  
SSP (<): 0    SPG (-): 2



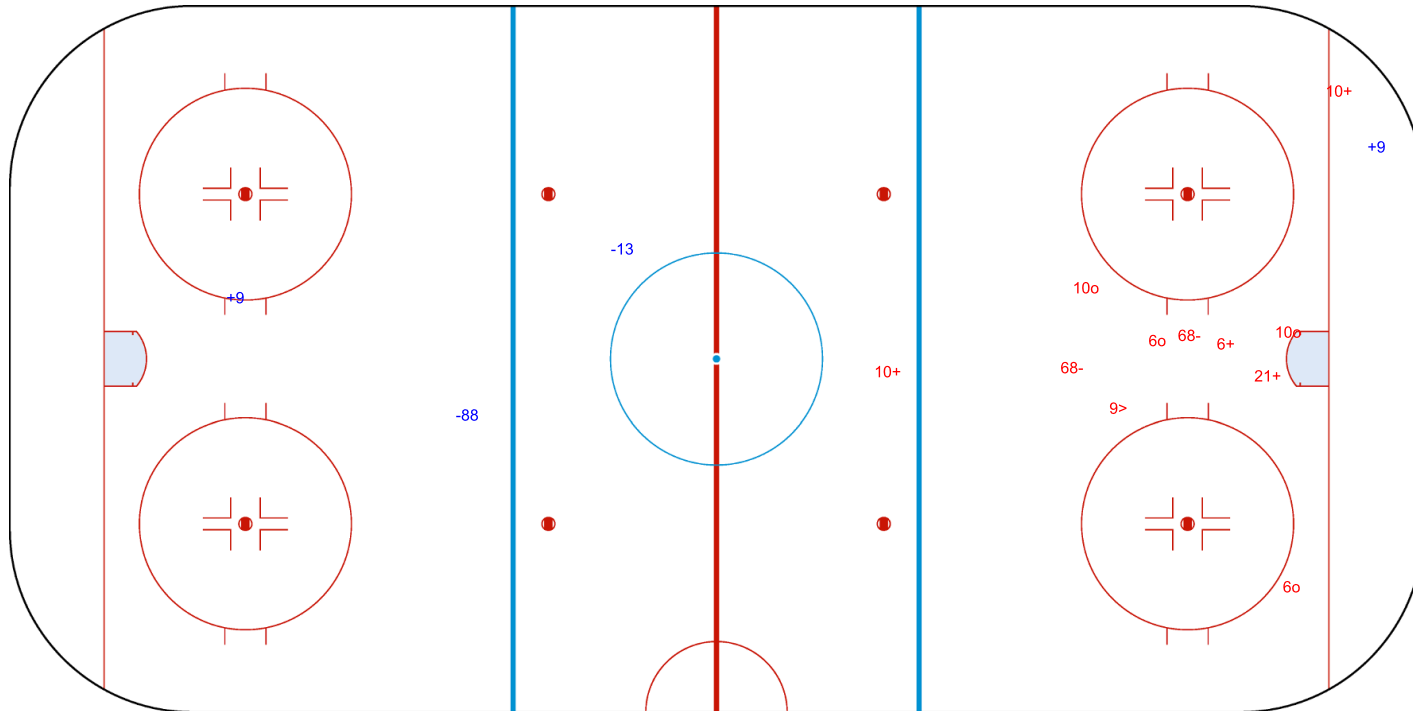
GK 5 of SWE

Shots by SWE

Goals (o): 4    SSG (+): 4  
SSP (>): 1    SPG (-): 2



GK 20 of GBR





Tarlan Arena

SAT 7 OCT 2023

Start Time 11:00

Ice Hockey

Mixed

Round Robin, Game 4



Shots by SWE

Goals (o): 1

SSG (+): 4

SSP (<): 3

SPG (-): 4



Period: 2



Shots by GBR

Goals (o): 1

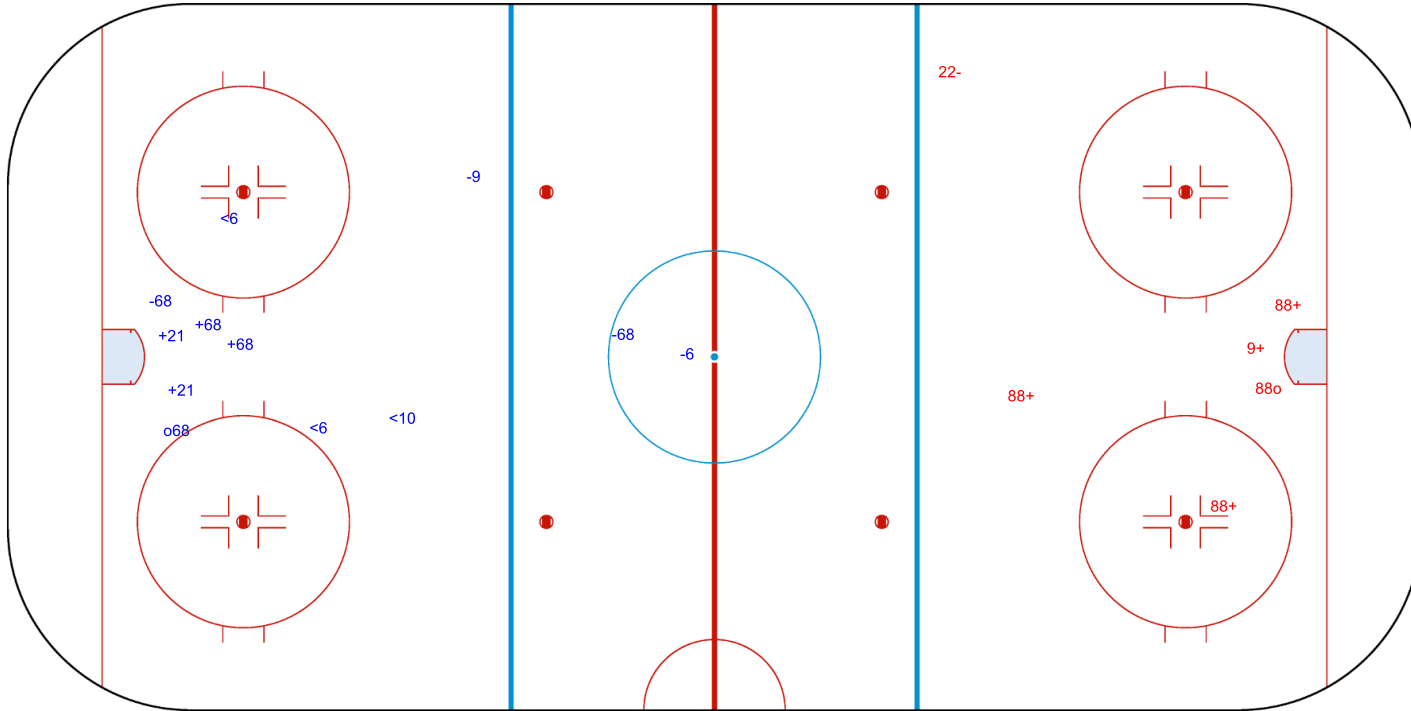
SSG (+): 4

SSP (>): 0

SPG (-): 1

o68

GK 20 of GBR



o88

GK 5 of SWE



Tarlan Arena

SAT 7 OCT 2023

Start Time 11:00

Ice Hockey

Mixed

Round Robin, Game 4



Shots by GBR

Goals (o): 0

SSG (+): 2

SSP (<): 0

SPG (-): 0



GK 5 of SWE



Period: 3



Shots by SWE

Goals (o): 0

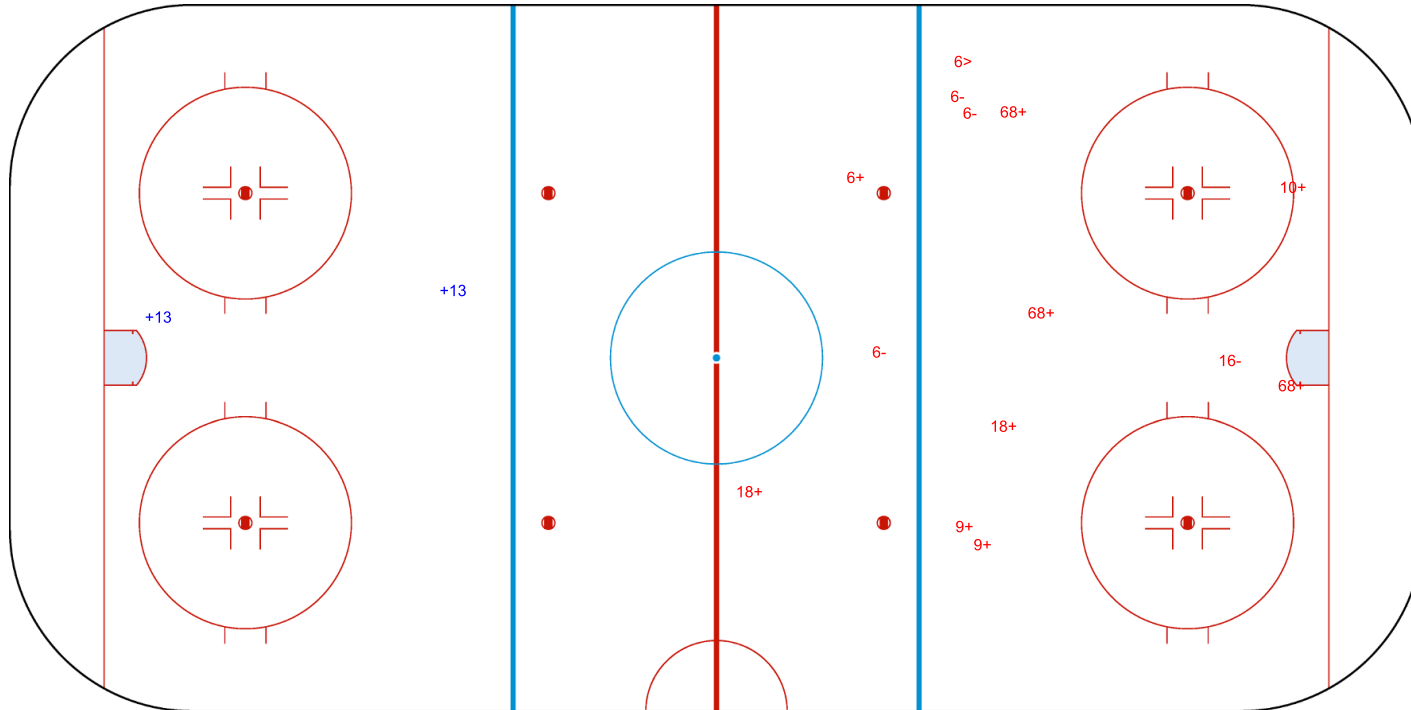
SSG (+): 9

SSP (>): 1

SPG (-): 4



GK 20 of GBR



Legend:		
<b>GK</b>	Goalkeeper	
<b>SPG</b>	Shots past goal	
<b>SSG</b>	Shots saved by goalkeeper	
<b>SSP</b>	Shots saved by player	



Face-off Chart  
SWE - GBR

PERIOD 1

	SWE		GBR		SWE		GBR		SWE		GBR		Total wins all zones
	Def. zone	Att. zone	Neutral zone	Neutral zone	Att. zone	Def. zone	Att. zone	Def. zone	Att. zone	Def. zone			
	- 68	+ 9	+ 68	- 9	+ 68	- 10			+ 68	- 10			
	- 68	+ 10	+ 68	- 9	+ 21	- 9			+ 21	- 9			
	+ 68	- 9	+ 21	- 10	- 21	+ 9			- 21	+ 9			
	- 18	+ 9	+ 10	- 9	+ 68	- 10			+ 68	- 10			
			- 68	+ 10									
			- 68	+ 10									
			+ 68	- 10									
			- 68	+ 7									
			- 68	+ 10									
Total wins / period	1 / 25%	3 / 75%	5 / 56%	4 / 44%	3 / 75%	1 / 25%			9 / 53%	8 / 47%			

PERIOD 2

	SWE		GBR		SWE		GBR		SWE		GBR		Total wins all zones
	Def. zone	Att. zone	Neutral zone	Neutral zone	Att. zone	Def. zone	Att. zone	Def. zone	Att. zone	Def. zone			
	+ 68	- 9	+ 68	- 9	+ 21	- 7			+ 21	- 7			
	+ 21	- 9	+ 21	- 9	+ 68	- 7			+ 68	- 7			
	- 68	+ 10	- 21	+ 7									
	- 68	+ 9	+ 68	- 10									
Total wins / period	2 / 50%	2 / 50%	3 / 75%	1 / 25%	2 / 100%	0 / 0%			7 / 70%	3 / 30%			

PERIOD 3

	SWE		GBR		SWE		GBR		SWE		GBR		Total wins all zones
	Def. zone	Att. zone	Neutral zone	Neutral zone	Att. zone	Def. zone	Att. zone	Def. zone	Att. zone	Def. zone			
	+ 68	- 9	+ 68	- 9	+ 68	- 9			+ 68	- 9			
	+ 68	- 7			+ 10	- 10			+ 10	- 10			
	- 68	+ 9			+ 10	- 10			+ 68	- 9			
	+ 68	- 13			+ 68	- 9			+ 68	- 9			
	- 68	+ 13			+ 68	- 9							
	+ 68	- 13											
Total wins / period	4 / 67%	2 / 33%	1 / 100%	0 / 0%	5 / 100%	0 / 0%			10 / 83%	2 / 17%			

TOTAL

	SWE		GBR		SWE		GBR		SWE		GBR		Total wins all zones
	Def. zone	Att. zone	Neutral zone	Neutral zone	Att. zone	Def. zone	Att. zone	Def. zone	Att. zone	Def. zone			
Total wins / game	7 / 50%	7 / 50%	9 / 64%	5 / 36%	10 / 91%	1 / 9%			26 / 67%	13 / 33%			



HEAD TO HEAD

		GBR				Tot	wins SWE	Dz	Nz	Az
No.	7	9	10	13						
SWE	10		1 - 0	2 - 0		3	3 100%		1 100%	2 100%
	18		0 - 1			1	0 0%	0 0%		
	21	1 - 1	3 - 1	1 - 0		7	5 71%	1 100%	2 67%	2 67%
	68	2 - 1	10 - 3	4 - 5	2 - 1	28	18 64%	6 50%	6 60%	6 100%
	<b>Tot</b>	5	19	12	3	39	26 67%	7 50%	9 64%	10 91%
	<b>wins GBR</b>	2 40%	5 26%	5 42%	1 33%	13 33%				
	<b>Dz</b>	0 0%	1 20%	0 0%		1 9%				
<b>Nz</b>	2 100%	0 0%	3 50%		5 36%					
<b>Az</b>	0 0%	4 50%	2 100%	1 33%	7 50%					

<b>Legend:</b>	<b>Az</b> Attacking zone	<b>Dz</b> Defending zone	<b>No.</b> Jersey number	<b>Nz</b> Neutral zone	<b>Tot.</b> Total face-offs played
----------------	--------------------------	--------------------------	--------------------------	------------------------	------------------------------------



### Game Roster

#### SVK - FIN

**Referee**

LEGA Simone (ITA)

**Linesmen**

HERMANSEN OSWOLD Marius (NOR) , RUNDSTROM Tony (SWE)

**Goalkeepers**

Team: SVK

No.	Name	Gen	GP	MIP	GA	SVS	SOG	SVS%	GAA
18	LEPACEK Eduard	M	1	00:00	0	0	0	0.00	0.00
21	PASTUCHA Miroslav	M	1	45:00	1	0	1	0.00	1.00

**Team Roster**

Team: SVK (Blue)

No.	Pos.	Name	Gen	GP	G	A	PTS	PIM	+/-
7	F	STASAK Miroslav	M	1	4	0	4	0	+4
11	F	LIGDA Marian	M	1	0	1	1	0	0
18	GK	LEPACEK Eduard	M	1	0	0	0	0	
21	GK	PASTUCHA Miroslav	M	1	0	0	0	0	
25	F	JOPPA Martin	M	1	2	3	5	2	+4
27	D	KASCAK Peter	M	1	0	0	0	2	+1
30	D	VARGA Richard	M	1	0	0	0	0	+1
33	D	HLINKA Michal	M	1	1	1	2	0	+3
44	F	TURIC Robert	M	1	0	0	0	0	0
45	F	VECEREK Milos	M	1	1	0	1	0	-1
66	D	FERENCIK Slavomir	M	1	1	2	3	0	+3
98	F	KORMAN David	M	1	1	3	4	4	+4

Head Coach: HRICKO Ivan

Team: FIN

No.	Name	Gen	GP	MIP	GA	SVS	SOG	SVS%	GAA
35	KARKO Timo	M	1	45:00	7	12	19	63.16	7.00
74	HEIKKILA Pasi	M	1	00:00	0	0	0	0.00	0.00

Team: FIN (White)

No.	Pos.	Name	Gen	GP	G	A	PTS	PIM	+/-
6	D	VESIKANSA Markku	M	1	0	0	0	2	-2
8	D	ROPONEN Jani	M	1	0	0	0	0	-3
12	D	PAKARINEN Lasse	M	1	0	0	0	0	-2
13	F	HIRVELA Markku	M	1	0	0	0	0	-3
16	F	ALESTALO Aki	M	1	0	0	0	0	-3
17	F	KANGASTIE Harri	M	1	0	0	0	2	-2
25	F	HIMANEN Juhamatti	M	1	0	0	0	0	-3
26	D	ROVIO Eemi	M	1	0	0	0	0	-2
35	GK	KARKO Timo	M	1	0	0	0	0	
36	F	LEHTO Markus	M	1	0	0	0	0	-2
74	GK	HEIKKILA Pasi	M	1	0	0	0	0	
96	F	NISKANEN Tuomo	M	1	0	0	0	0	-3

Head Coach: HARKALA Jari

Legend:		
<b>+/-</b>	Plus/minus net	<b>A</b> Assists
<b>G</b>	Goals	<b>GA</b> Goals against
<b>GK</b>	Goalkeeper	<b>GP</b> Games played
<b>No.</b>	Jersey number	<b>PIM</b> Penalties in minutes
<b>SOG</b>	Shots on goal	<b>SVS</b> Saves
<b>D</b>	Defence	<b>GAA</b> Goals against as average per 45 minutes
<b>M</b>	Male	<b>F</b> Forward
<b>Pos.</b>	Position	<b>Gen</b> Gender
<b>SVS%</b>	Saves in percentage	<b>MIP</b> Minutes and seconds played
		<b>PTS</b> Points



## Line-ups

## SVK - FIN

## Referee

LEGA Simone (ITA)

## Goalkeepers

Team: SVK

No.	Name	Gen
18	LEPACEK Eduard	M
21	PASTUCHA Miroslav	M

## Team Line-ups

Team: SVK (Blue)

No.	Pos.	Name	Gen
33	D	HLINKA Michal	M
66	D	FERENCIK Slavomir	M
7	F	STASAK Miroslav +A	M
25	F	JOPPA Martin +C	M
98	F	KORMAN David	M
27	D	KASCAK Peter	M
30	D	VARGA Richard	M
11	F	LIGDA Marian +A	M
44	F	TURIC Robert	M
45	F	VECEREK Milos	M

Head Coach: HRICKO Ivan

## Linesmen

HERMANSEN OSWOLD Marius (NOR) , RUNDSTROM Tony (SWE)

Team: FIN

No.	Name	Gen
35	KARKO Timo	M
74	HEIKKILA Pasi	M

Team: FIN (White)

No.	Pos.	Name	Gen
12	D	PAKARINEN Lasse +A	M
26	D	ROVIO Eemi	M
13	F	HIRVELA Markku +A	M
17	F	KANGASTIE Harri +C	M
36	F	LEHTO Markus	M
6	D	VESIKANSA Markku	M
8	D	ROPONEN Jani	M
16	F	ALESTALO Aki	M
25	F	HIMANEN Juhamatti	M
96	F	NISKANEN Tuomo	M

Head Coach: HARKALA Jari

## Legend:

<b>+A</b>	Assistant Captain	<b>+C</b>	Captain	<b>D</b>	Defence	<b>F</b>	Forward
<b>Gen</b>	Gender	<b>M</b>	Male	<b>No.</b>	Jersey number	<b>Pos.</b>	Position



## Graphical Line-ups

### SVK - FIN

**Referee**  
LEGA Simone (ITA)

**Linesmen**  
HERMANSEN OSWOLD Marius (NOR) , RUNDSTROM Tony (SWE)

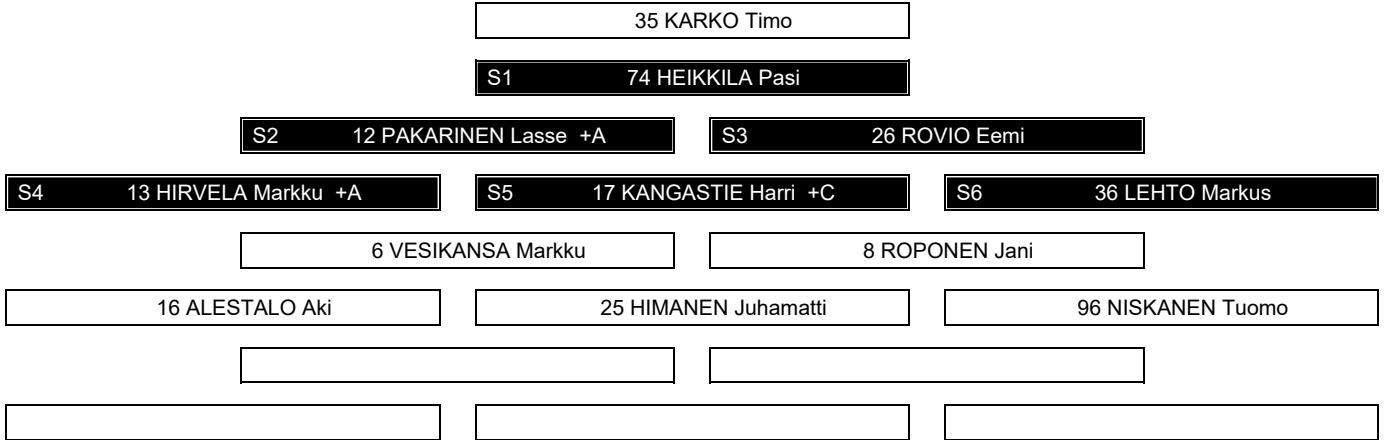
**Team:** SVK - Slovakia (Blue)

**Head Coach:** HRICKO Ivan



**Team:** FIN - Finland (White)

**Head Coach:** HARKALA Jari



**Legend:**

**+A** Assistant Captain

**+C** Captain

**Sn** Starting position





### Game Summary

SVK - FIN 9 - 0 (4 - 0 , 3 - 0 , 2 - 0)

Spectators	Referee	Linesmen
62	LEGA Simone (ITA)	HERMANSEN OSWOLD Marius (NOR) , RUNDSTROM Tony (SWE)

#### Team Statistics

Period	Score	SVS	SOG	PIM	TPP	PPG	SHG
1	4 : 0	2 : 9	13 : 2	0 : 4	03:38 : 00:00	2 : 0	0 : 0
2	3 : 0	1 : 8	11 : 1	0 : 2	00:54 : 00:00	0 : 0	0 : 0
3	2 : 0	1 : 12	14 : 1	2 : 2	02:12 : 02:00	1 : 0	0 : 0
<b>Total</b>	<b>9 : 0</b>	<b>4 : 29</b>	<b>38 : 4</b>	<b>2 : 8</b>	<b>06:44 : 02:00</b>	<b>3 : 0</b>	<b>0 : 0</b>

#### 1st Period

Action	Time	ET/Res	Team	Type	No.	Name	(G) Name of Assistant(s) / Action Description
GK	00:00		FIN		74	HEIKKILA P	- Goalkeeper in
GK	00:00		SVK		18	LEPACEK E	- Goalkeeper in
Penalty	02:14	04:00	FIN	2 min.	96	NISKANEN T	- Holding an opponent
<b>Goal</b>	<b>04:00</b>	<b>1 : 0</b>	<b>SVK</b>	<b>PP1</b>	<b>44</b>	<b>TURIC R</b>	(1) 27 KASCAK P On Ice SVK 18 11 27 30 44 45 * 30 VARGA R FIN 74 6 12 13 16
Penalty	10:03	11:55	FIN	2 min.	96	NISKANEN T	- Teeing
<b>Goal</b>	<b>11:55</b>	<b>2 : 0</b>	<b>SVK</b>	<b>PP1</b>	<b>25</b>	<b>JOPPA M</b>	(3) 33 HLINKA M On Ice SVK 18 7 25 33 66 98 * 7 STASAK M FIN 74 12 13 17 36
<b>Goal</b>	<b>13:28</b>	<b>3 : 0</b>	<b>SVK</b>	<b>EQ</b>	<b>98</b>	<b>KORMAN D</b>	(2) 25 JOPPA M On Ice SVK 18 7 25 33 66 98 33 HLINKA M FIN 74 8 16 25 26 96
<b>Goal</b>	<b>14:54</b>	<b>4 : 0</b>	<b>SVK</b>	<b>EQ</b>	<b>45</b>	<b>VECEREK M</b>	(2) 27 KASCAK P On Ice SVK 18 11 27 30 44 45 30 VARGA R FIN 74 8 16 25 26 96

#### 2nd Period

Action	Time	ET/Res	Team	Type	No.	Name	(G) Name of Assistant(s) / Action Description
<b>Goal</b>	<b>21:04</b>	<b>5 : 0</b>	<b>SVK</b>	<b>EQ</b>	<b>7</b>	<b>STASAK M</b>	(5) 25 JOPPA M On Ice SVK 18 7 25 33 66 98 33 HLINKA M FIN 74 8 17 25 26 36
<b>Goal</b>	<b>21:20</b>	<b>6 : 0</b>	<b>SVK</b>	<b>EQ</b>	<b>25</b>	<b>JOPPA M</b>	(4) 66 FERENCIK S On Ice SVK 18 7 25 33 66 98 98 KORMAN D FIN 74 6 8 12 13 16
<b>Goal</b>	<b>28:15</b>	<b>7 : 0</b>	<b>SVK</b>	<b>EQ</b>	<b>7</b>	<b>STASAK M</b>	(6) 25 JOPPA M On Ice SVK 18 7 25 33 66 98 98 KORMAN D FIN 74 6 8 13 17 25
Penalty	29:06	31:06	FIN	2 min.	96	NISKANEN T	- Teeing

#### 3rd Period

Action	Time	ET/Res	Team	Type	No.	Name	(G) Name of Assistant(s) / Action Description
GK	30:00		FIN		35	KARKO T	- Goalkeeper in 74 HEIKKILA P - Goalkeeper out
Penalty	37:17	38:23	FIN	2 min.	17	KANGASTIE H	- Holding an opponent
<b>Goal</b>	<b>38:23</b>	<b>8 : 0</b>	<b>SVK</b>	<b>PP1</b>	<b>25</b>	<b>JOPPA M</b>	(5) 7 STASAK M On Ice SVK 18 7 25 33 66 98 * 98 KORMAN D FIN 35 6 8 16 96
Penalty	41:01	43:01	SVK	2 min.	98	KORMAN D	- Interference
<b>Goal</b>	<b>43:45</b>	<b>9 : 0</b>	<b>SVK</b>	<b>EQ</b>	<b>25</b>	<b>JOPPA M</b>	(6) 7 STASAK M On Ice SVK 18 7 11 25 33 66 11 LIGDA M FIN 35 6 8 13 16 25
GK	45:00		SVK				18 LEPACEK E - Goalkeeper out
GK	45:00		FIN				35 KARKO T - Goalkeeper out

#### Goalkeeper Records

Team : SVK - Slovakia

Team : FIN - Finland

No.	Name	SOG	SVS	MIP
18	LEPACEK Eduard	4	4	45:00
21	PASTUCHA Miroslav			

No.	Name	SOG	SVS	MIP
74	HEIKKILA Pasi	24	17	30:00
35	KARKO Timo	14	12	15:00

#### Game Statistics


Team : SVK (Blue)





### Shot Chart SVK - FIN

Shots by FIN  
Goals (o): 0  
SSP (<): 0  
SSG (+): 2  
SPG (-): 0



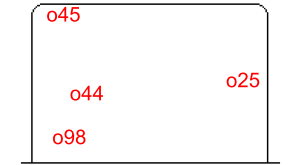
GK 18 of SVK



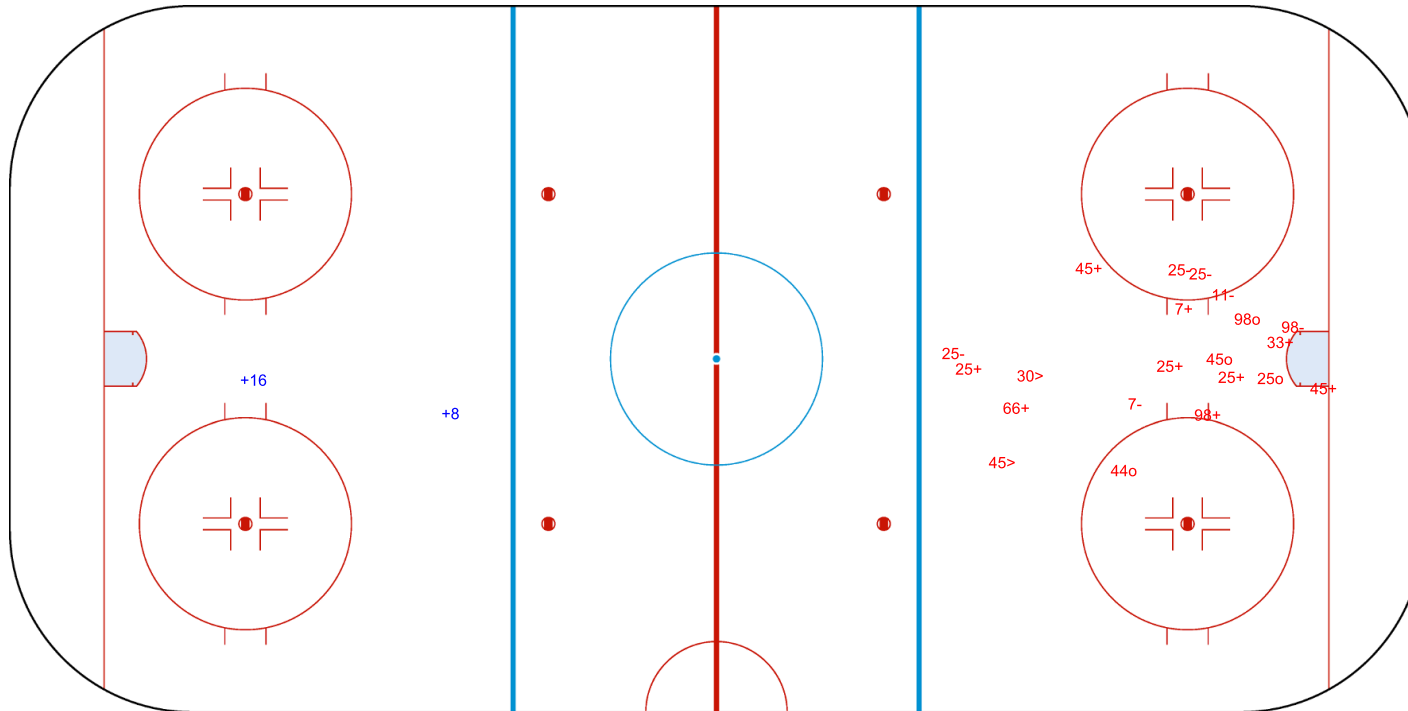
Period: 1



Shots by SVK  
Goals (o): 4  
SSP (>): 2  
SSG (+): 9  
SPG (-): 6



GK 74 of FIN





Tarlan Arena

SAT 7 OCT 2023

Start Time 15:00

Ice Hockey

Mixed

Round Robin, Game 5



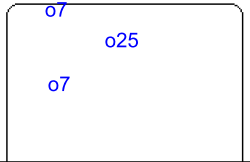
Shots by SVK

Goals (o): 3

SSG (+): 8

SSP (<): 3

SPG (-): 4



GK 74 of FIN



Period: 2




Shots by FIN

Goals (o): 0

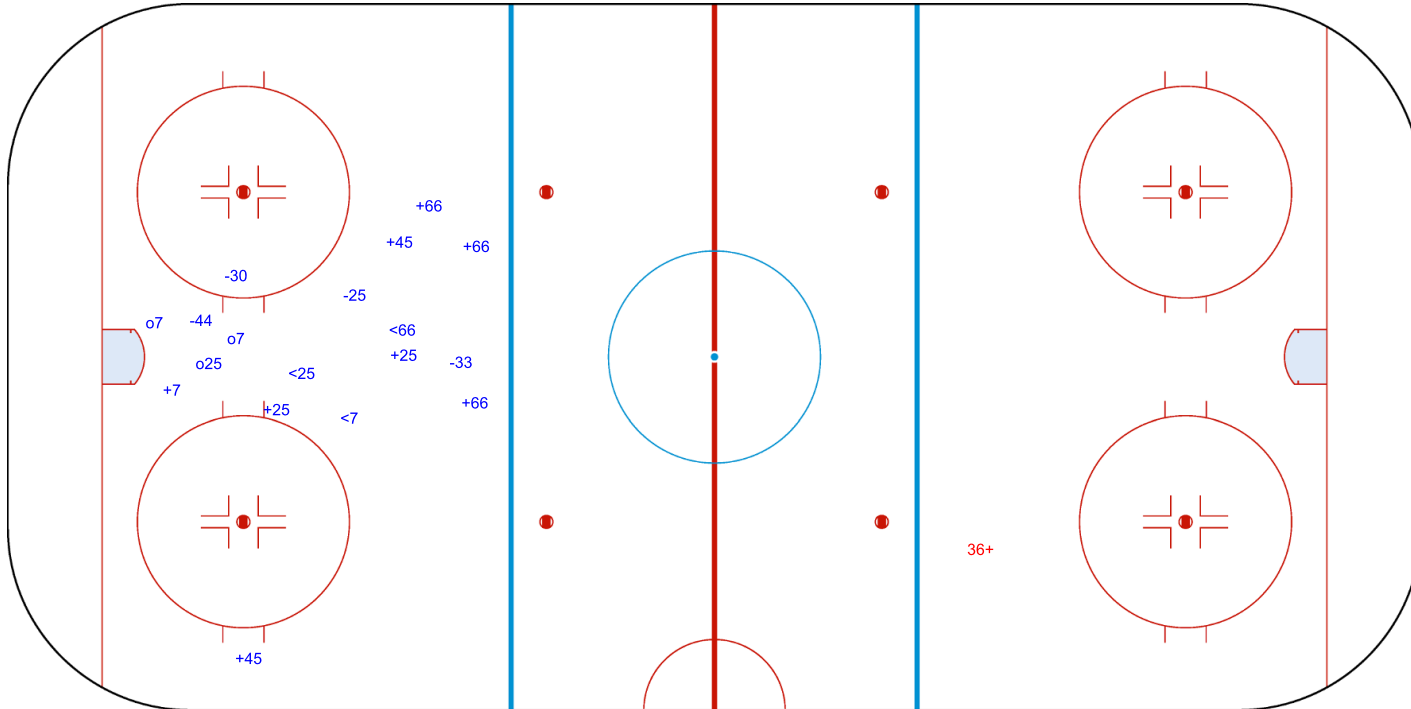
SSG (+): 1

SSP (>): 0

SPG (-): 0



GK 18 of SVK





Tarlan Arena

SAT 7 OCT 2023  
Start Time 15:00

Ice Hockey

Mixed

Round Robin, Game 5



Shots by FIN

Goals (o): 0

SSG (+): 1

SSP (<): 0

SPG (-): 1



GK 18 of SVK



Period: 3




Shots by SVK

Goals (o): 2


SSG (+): 12

SSP (>): 0

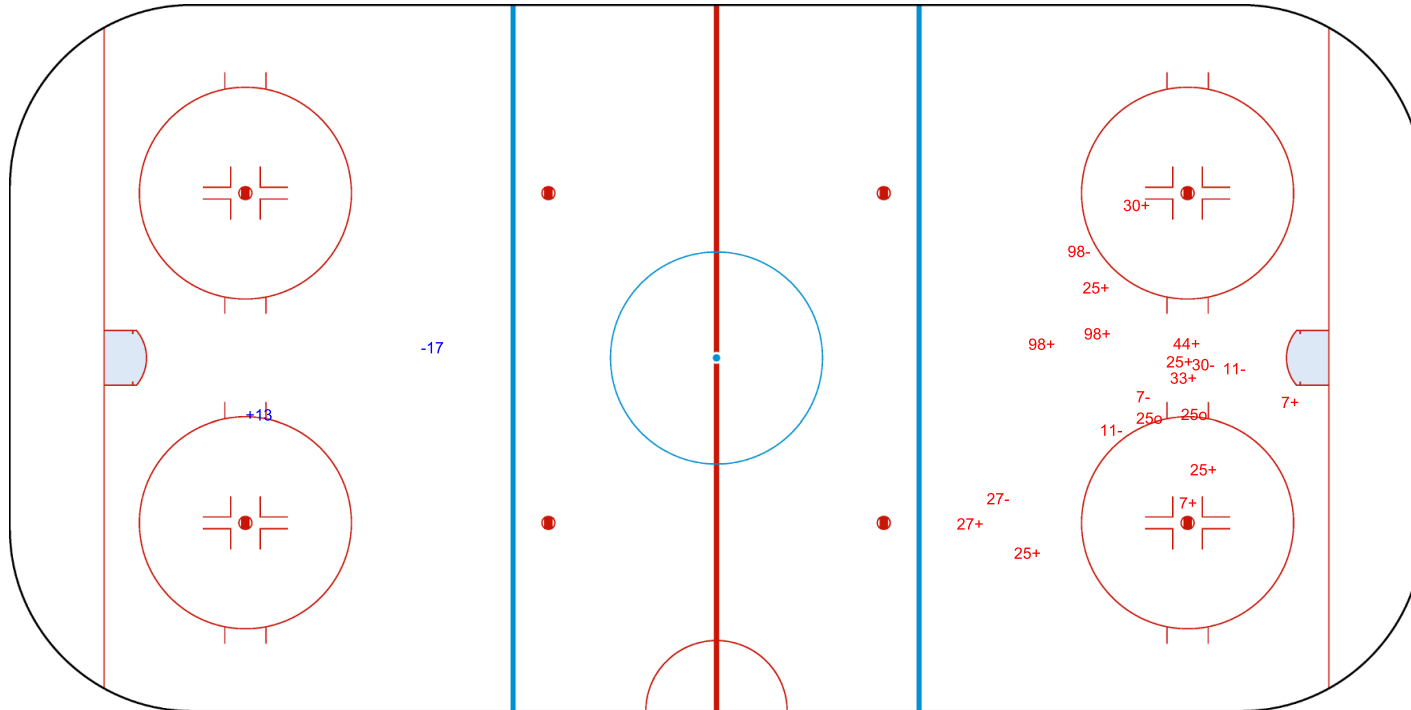
SPG (-): 6



GK 35 of FIN



GK 74 of FIN



Legend:		
<b>GK</b>	Goalkeeper	
<b>SPG</b>	Shots past goal	
<b>SSG</b>	Shots saved by goalkeeper	
<b>SSP</b>	Shots saved by player	



### Face-off Chart SVK - FIN

#### PERIOD 1

	SVK		FIN		SVK		FIN		Total wins all zones	
	Def. zone	Att. zone	Neutral zone	Neutral zone	Att. zone	Def. zone	Att. zone	Def. zone	SVK	FIN
	- 11	+ 16	+ 25	- 17	+ 25	- 17	+ 7	- 36	Total wins all zones	
			+ 45	- 16	+ 25	- 17	- 45	+ 16		
			+ 11	- 16	- 45	+ 16	- 25	+ 17		
			+ 45	- 16	- 25	+ 17	+ 11	- 25		
			- 25	+ 17	+ 11	- 25	+ 25	- 17		
			+ 45	- 17	+ 25	- 17	+ 7	- 17		
					+ 7	- 17	+ 11	- 16		
					+ 11	- 16	+ 25	- 16		
					+ 25	- 16	+ 45	- 17		
					+ 45	- 16	+ 45	- 17		
Total wins / period	0 / 0%	1 / 100%	5 / 83%	1 / 17%	9 / 82%	2 / 18%	14 / 78%	4 / 22%		

#### PERIOD 2

	SVK		FIN		SVK		FIN		Total wins all zones	
	Def. zone	Att. zone	Neutral zone	Neutral zone	Att. zone	Def. zone	Att. zone	Def. zone	SVK	FIN
	+ 11	- 16	+ 25	- 17	+ 11	- 16	- 11	+ 17	Total wins all zones	
	+ 25	- 16	+ 25	- 16	- 11	+ 17	- 11	+ 17		
	+ 11	- 17	- 45	+ 17	- 11	+ 17	+ 25	- 17		
			+ 45	- 25	+ 25	- 17	+ 45	- 17		
			+ 25	- 16	+ 45	- 17	- 25	+ 17		
					+ 45	- 17	+ 45	- 17		
					- 25	+ 17				
					+ 45	- 17				
Total wins / period	3 / 100%	0 / 0%	4 / 80%	1 / 20%	4 / 57%	3 / 43%	11 / 73%	4 / 27%		

#### PERIOD 3

	SVK		FIN		SVK		FIN		Total wins all zones	
	Def. zone	Att. zone	Neutral zone	Neutral zone	Att. zone	Def. zone	Att. zone	Def. zone	SVK	FIN
	- 7	+ 17	+ 7	- 17	+ 45	- 16	+ 45	- 16	Total wins all zones	
	- 44	+ 25	- 11	+ 17	+ 45	- 16	+ 45	- 16		
	- 25	+ 25	- 11	+ 16	+ 45	- 16	- 25	+ 17		
	- 25	+ 17			- 25	+ 17	+ 11	- 17		
					+ 11	- 17	+ 7	- 16		
					+ 7	- 16	+ 7	- 16		
					+ 7	- 16	+ 44	- 17		
					+ 44	- 17	+ 44	- 17		
Total wins / period	0 / 0%	4 / 100%	1 / 33%	2 / 67%	8 / 89%	1 / 11%	9 / 56%	7 / 44%		

#### TOTAL



Total wins / game	SVK	FIN	SVK	FIN	SVK	FIN	Total wins all zones	
	Def. zone	Att. zone	Neutral zone		Att. zone	Def. zone	SVK	FIN
	3 / 38%	5 / 62%	10 / 71%	4 / 29%	21 / 78%	6 / 22%	34 / 69%	15 / 31%

HEAD TO HEAD

		FIN								
		16	17	25	36	Tot	wins SVK	Dz	Nz	Az
SVK	No.									
	7	2 - 0	2 - 1		1 - 0	6	5 83%	0 0%	1 100%	4 100%
	11	4 - 2	2 - 3	1 - 0		12	7 58%	2 67%	1 33%	4 67%
	25	4 - 0	5 - 5	0 - 1		15	9 60%	1 33%	4 80%	4 57%
	44		2 - 0	0 - 1		3	2 67%	0 0%		2 100%
	45	6 - 1	4 - 1	1 - 0		13	11 85%		4 80%	7 88%
	<b>Tot</b>	19	25	4	1	49	34 69%	3 38%	10 71%	21 78%
	wins FIN	3 16%	10 40%	2 50%	0 0%	15 31%				
	Dz	1 10%	5 33%	0 0%	0 0%	6 22%				
	Nz	1 17%	3 43%	0 0%		4 29%				
	Az	1 33%	2 67%	2 100%		5 62%				

<b>Legend:</b>									
<b>Az</b>	Attacking zone	<b>Dz</b>	Defending zone	<b>No.</b>	Jersey number	<b>Nz</b>	Neutral zone	<b>Tot.</b>	Total face-offs played



## Game Roster

## JPN - KAZ

## Referee

ESPOSITO Bobby (USA)

## Linesmen

HUS Igor (SVK) , NIITTYLA Lari (FIN)

## Goalkeepers

## Team: JPN

No.	Name	Gen	GP	MIP	GA	SVS	SOG	SVS%	GAA
19	HORIE Wataru	M	1	45:00	0	2	2	100.00	0.00
38	OKABE Manabu	M	1	00:00	0	0	0	0.00	0.00

## Team Roster

## Team: JPN (Black)

No.	Pos.	Name	Gen	GP	G	A	PTS	PIM	+/-
5	F	NIITSU Kazuyoshi	M	1	1	1	2	0	+8
7	F	MATSUSHITA Masahiro	M	1	0	0	0	0	0
8	F	ISHIKAWA Yudai	M	1	0	1	1	4	+3
10	F	ITO Itsuki	M	1	1	1	2	0	+9
11	D	NASU Norihiko	M	1	2	0	2	2	+3
17	D	MORISAKI Amu	M	1	0	0	0	0	0
19	GK	HORIE Wataru	M	1	0	0	0	0	
23	D	UKAI Shosei	M	1	0	0	0	0	0
24	D	SUDO Satoru	M	1	1	2	3	0	+7
25	D	MISAWA Eiji	M	1	1	3	4	2	+8
32	D	UEHARA Daisuke	M	1	0	3	3	0	+4
38	GK	OKABE Manabu	M	1	0	0	0	0	
40	F	SHIOYA Yoshihiro	M	1	0	0	0	0	+2
58	F	NAKAMURA Shunsuke	M	1	0	2	2	2	+2
96	D	KUMAGAI Masaharu	M	1	7	1	8	0	+7

Head Coach: NAKAKITA Kojin

## Team: KAZ

No.	Name	Gen	GP	MIP	GA	SVS	SOG	SVS%	GAA
1	MUKATOV Beimbet	M	1	00:00	0	0	0	0.00	0.00
20	BASMANOV Oleg	M	1	45:00	10	11	21	52.38	10.00

## Team: KAZ (White)

No.	Pos.	Name	Gen	GP	G	A	PTS	PIM	+/-
1	GK	MUKATOV Beimbet	M	1	0	0	0	0	0
4	D	SHORMANOV Sundet	M	1	0	0	0	2	-1
5	D	ZHANSEITOV Daulet	M	1	0	0	0	0	0
7	D	BONDARENKO Dmitriy	M	1	0	0	0	2	-1
9	D	KONKULOV Korgan	M	1	0	0	0	0	0
10	D	BEXULTAN Zhanibektarkhan	M	1	0	0	0	0	-4
11	F	SABIROV Kairat	M	1	0	0	0	0	0
14	D	BOKANOV Yerlik	M	1	0	0	0	2	-2
16	F	KARIPBAYEV Kuart	M	1	0	0	0	0	-3
17	D	ABDYGALIMOV Yerbolat	M	1	0	0	0	2	0
20	GK	BASMANOV Oleg	M	1	0	0	0	0	0
21	F	TOKTARBAYEV Aidos	M	1	1	0	1	0	-2
73	F	PASKHALIDI Alexandr	M	1	0	0	0	0	-3
87	D	AKHMETOV Almas	M	1	0	0	0	2	-3

Head Coach: BIKSITOV Timur

## SUSPENDED:

13	F	MIYANOV Maxat	M	1	0	0	0	25	-1
----	---	---------------	---	---	---	---	---	----	----

## Legend:

<b>+/-</b>	Plus/minus net	<b>A</b>	Assists	<b>D</b>	Defence	<b>F</b>	Forward
<b>G</b>	Goals	<b>GA</b>	Goals against	<b>GAA</b>	Goals against as average per 45 minutes	<b>Gen</b>	Gender
<b>GK</b>	Goalkeeper	<b>GP</b>	Games played	<b>M</b>	Male	<b>MIP</b>	Minutes and seconds played
<b>No.</b>	Jersey number	<b>PIM</b>	Penalties in minutes	<b>Pos.</b>	Position	<b>PTS</b>	Points
<b>SOG</b>	Shots on goal	<b>SVS</b>	Saves	<b>SVS%</b>	Saves in percentage		





## Line-ups

## JPN - KAZ

## Referee

ESPOSITO Bobby (USA)

## Linesmen

HUS Igor (SVK) , NIITTYLA Lari (FIN)

## Goalkeepers

Team: JPN

No.	Name	Gen
19	HORIE Wataru	M
38	OKABE Manabu	M

## Team Line-ups

Team: JPN (Black)

No.	Pos.	Name	Gen
24	D	SUDO Satoru	M
25	D	MISAWA Eiji +A	M
5	F	NIITSU Kazuyoshi +A	M
10	F	ITO Itsuki	M
96	F	KUMAGAI Masaharu +C	M
8	D	ISHIKAWA Yudai	M
32	D	UEHARA Daisuke	M
11	F	NASU Norihiko	M
40	F	SHIOYA Yoshihiro	M
58	F	NAKAMURA Shunsuke	M
7	F	MATSUSHITA Masahiro	M
17	F	MORISAKI Amu	M
23	F	UKAI Shosei	M

Head Coach: NAKAKITA Kojin

Team: KAZ

No.	Name	Gen
1	MUKATOV Beimbet	M
20	BASMANOV Oleg	M

Team: KAZ (White)

No.	Pos.	Name	Gen
7	D	BONDARENKO Dmitriy	M
87	D	AKHMETOV Almas	M
16	F	KARIPBAYEV Kuat +C	M
21	F	TOKTARBAYEV Aidos	M
73	F	PASKHALIDI Alexandr +A	M
4	D	SHORMANOV Sundet	M
5	D	ZHANSEITOV Daulet	M
9	D	KONKULOV Korgan	M
14	D	BOKANOV Yerlik	M
11	F	SABIROV Kairat	M
10	D	BEXULTAN Zhanibektarkhan +A	M
17	D	ABDYGALIMOV Yerbolat	M

Head Coach: BIKSITOV Timur

## SUSPENDED:

13 F MIYANOV Maxat M

## Legend:

<b>+A</b>	Assistant Captain	<b>+C</b>	Captain	<b>D</b>	Defence	<b>F</b>	Forward
<b>Gen</b>	Gender	<b>M</b>	Male	<b>No.</b>	Jersey number	<b>Pos.</b>	Position



### Graphical Line-ups

#### JPN - KAZ

**Referee**  
ESPOSITO Bobby (USA)

**Linesmen**  
HUS Igor (SVK) , NIITTYLA Lari (FIN)

**Team:** JPN - Japan (Black)

**Head Coach:** NAKAKITA Kojin



**Team:** KAZ - Kazakhstan (White)

**Head Coach:** BIKSITOV Timur



**Legend:**

**+A** Assistant Captain      **+C** Captain      **Sn** Starting position



### Game Summary

JPN - KAZ 6 - 0 (3 - 0 , 2 - 0 , 1 - 0)

Spectators	Referee	Linesmen
202	ESPOSITO Bobby (USA)	HUS Igor (SVK) , NIITTYLA Lari (FIN)

#### Team Statistics

Period	Score	SVS	SOG	PIM	TPP	PPG	SHG
1	3 : 0	2 : 3	6 : 2	0 : 6	04:53 : 00:00	1 : 0	0 : 0
2	2 : 0	0 : 6	8 : 0	4 : 2	00:46 : 02:46	0 : 0	0 : 0
3	1 : 0	3 : 6	7 : 3	2 : 2	02:00 : 02:00	0 : 0	0 : 0
<b>Total</b>	<b>6 : 0</b>	<b>5 : 15</b>	<b>21 : 5</b>	<b>6 : 10</b>	<b>07:39 : 04:46</b>	<b>1 : 0</b>	<b>0 : 0</b>

#### 1st Period

Action	Time	ET/Res	Team	Type	No.	Name	(G)	Name of Assistant(s) / Action Description
GK	00:00		JPN		19	HORIE W		- Goalkeeper in
GK	00:00		KAZ		1	MUKATOV B		- Goalkeeper in
Penalty	01:39	03:39	KAZ	2 min.	87	AKHMETOV A		- Teeing
Penalty	04:07	04:32	KAZ	2 min.	87	AKHMETOV A		- Holding an opponent / start serving at 03:07
<b>Goal</b>	<b>04:32</b>	<b>1 : 0</b>	<b>JPN</b>	<b>PP1</b>	<b>10</b>	<b>ITO I</b>	(2)	96 KUMAGAI M On Ice JPN 19 5 10 25 32 96 KAZ 1 4 7 14 16 *
Penalty	06:16	08:16	KAZ	2 min.	7	BONDARENKO D		- Teeing
<b>Goal</b>	<b>08:42</b>	<b>2 : 0</b>	<b>JPN</b>	<b>EQ</b>	<b>32</b>	<b>UEHARA D</b>	(1)	58 NAKAMURA S On Ice JPN 19 8 11 24 32 58 KAZ 1 5 9 11 14 17
<b>Goal</b>	<b>12:10</b>	<b>3 : 0</b>	<b>JPN</b>	<b>EQ</b>	<b>96</b>	<b>KUMAGAI M</b>	(8)	25 MISAWA E On Ice JPN 19 5 10 24 25 96 KAZ 1 5 11 14 17 73

#### 2nd Period

Action	Time	ET/Res	Team	Type	No.	Name	(G)	Name of Assistant(s) / Action Description
Penalty	16:06	18:06	JPN	2 min.	10	ITO I		- Interference
Penalty	16:52	18:52	KAZ	2 min.	7	BONDARENKO D		- Interference
<b>Goal</b>	<b>20:21</b>	<b>4 : 0</b>	<b>JPN</b>	<b>EQ</b>	<b>10</b>	<b>ITO I</b>	(3)	96 KUMAGAI M On Ice JPN 19 5 10 24 32 96 KAZ 1 4 5 9 11 14
<b>Goal</b>	<b>23:53</b>	<b>5 : 0</b>	<b>JPN</b>	<b>EQ</b>	<b>32</b>	<b>UEHARA D</b>	(2)	10 ITO I On Ice JPN 19 8 10 25 32 58 KAZ 1 4 5 9 11 14
Penalty	25:49	27:49	JPN	2 min.	40	SHIOYA Y		- Teeing

#### 3rd Period

Action	Time	ET/Res	Team	Type	No.	Name	(G)	Name of Assistant(s) / Action Description
Penalty	34:38	36:38	KAZ	2 min.	16	KARIPBAYEV K		- Roughing
Penalty	37:25	39:25	JPN	2 min.	58	NAKAMURA S		- Teeing
<b>Goal</b>	<b>42:50</b>	<b>6 : 0</b>	<b>JPN</b>	<b>EQ</b>	<b>8</b>	<b>ISHIKAWA Y</b>	(1)	10 ITO I On Ice JPN 19 5 8 10 25 32 KAZ 1 7 16 21 73 87
GK	45:00		JPN					19 HORIE W - Goalkeeper out
GK	45:00		KAZ					1 MUKATOV B - Goalkeeper out

#### Goalkeeper Records

Team : JPN - Japan

No.	Name	SOG	SVS	MIP
19	HORIE Wataru	5	5	45:00
38	OKABE Manabu			

Team : KAZ - Kazakhstan

No.	Name	SOG	SVS	MIP
1	MUKATOV Beimbet	21	15	45:00
20	BASMANOV Oleg			

#### Game Statistics

Team : JPN (Black)											Shots on Goal					Time on Ice								
No.	Pos.	Name	Gen	G	A	P	PIM	FO+	FO-	FO+/-	FO%	1	2	3	OT	TS	+/-	1	2	3	OT	TOT	SHF	AVG
5	F	NIITSU Kazuyoshi +A	M	0	0	0	0	0	0	0	0.00	0	1	0		1	+3	0:00	0:00	0:00		0:00	0	0:00
10	F	ITO Itsuki	M	2	2	4	2	16	9	7	64.00	2	3	2		7	+4	0:00	0:00	0:00		0:00	0	0:00
24	D	SUDO Satoru	M	0	0	0	0	0	0	0	0.00	0	0	0		0	+3	0:00	0:00	0:00		0:00	0	0:00
25	D	MISAWA Eiji +A	M	0	1	1	0	0	0	0	0.00	0	1	2		3	+3	0:00	0:00	0:00		0:00	0	0:00



Head Coach : NAKAKITA Kojin											Shots on Goal				Time on Ice									
No.	Pos.	Name	Gen	G	A	P	PIM	FO+	FO-	FO+/-	FO%	1	2	3	OT	TS	+/-	1	2	3	OT	TOT	SHF	AVG
96	F	KUMAGAI Masaharu +C	M	1	2	3	0	0	0	0	0.00	1	1	1		3	+2	0:00	0:00	0:00		0:00	0	0:00
8	D	ISHIKAWA Yudai	M	1	0	1	0	0	0	0	0.00	0	0	2		2	+3	0:00	0:00	0:00		0:00	0	0:00
11	F	NASU Norihiko	M	0	0	0	0	0	1	-1	0.00	0	1	0		1	+1	0:00	0:00	0:00		0:00	0	0:00
32	D	UEHARA Daisuke (BP)	M	2	0	2	0	1	3	-2	25.00	3	1	0		4	+4	0:00	0:00	0:00		0:00	0	0:00
40	F	SHIOYA Yoshihiro	M	0	0	0	2	1	0	1	100.00	0	0	0		0	0	0:00	0:00	0:00		0:00	0	0:00
58	F	NAKAMURA Shunsuke	M	0	1	1	2	5	5	0	50.00	0	0	0		0	+2	0:00	0:00	0:00		0:00	0	0:00
7	F	MATSUSHITA Masahiro	M	0	0	0	0	0	0	0	0.00	0	0	0		0	0	0:00	0:00	0:00		0:00	0	0:00
17	F	MORISAKI Amu	M	0	0	0	0	0	0	0	0.00	0	0	0		0	0	0:00	0:00	0:00		0:00	0	0:00
23	F	UKAI Shosei	M	0	0	0	0	0	0	0	0.00	0	0	0		0	0	0:00	0:00	0:00		0:00	0	0:00
19	GK	HORIE Wataru	M	0	0	0	0					0	0	0		0								
38	GK	OKABE Manabu	M	0	0	0	0					0	0	0		0								
<b>Total</b>				<b>6</b>	<b>6</b>	<b>12</b>	<b>6</b>	<b>23</b>	<b>18</b>	<b>5</b>	<b>56.10</b>	<b>6</b>	<b>8</b>	<b>7</b>		<b>21</b>								

Team : KAZ (White)

Head Coach : BIKSITOV Timur											Shots on Goal				Time on Ice									
No.	Pos.	Name	Gen	G	A	P	PIM	FO+	FO-	FO+/-	FO%	1	2	3	OT	TS	+/-	1	2	3	OT	TOT	SHF	AVG
7	D	BONDARENKO Dmitriy	M	0	0	0	4	0	0	0	0.00	0	0	0		0	-1	0:00	0:00	0:00		0:00	0	0:00
16	F	KARIPBAYEV Kuat +C	M	0	0	0	2	16	16	0	50.00	1	0	1		2	-1	0:00	0:00	0:00		0:00	0	0:00
21	F	TOKTARBAYEV Aidos	M	0	0	0	0	0	1	-1	0.00	1	0	1		2	-1	0:00	0:00	0:00		0:00	0	0:00
73	F	PASKHALIDI Alexandr +A (BP)	M	0	0	0	0	0	0	0	0.00	0	0	0		0	-2	0:00	0:00	0:00		0:00	0	0:00
87	D	AKHMETOV Almas	M	0	0	0	4	0	0	0	0.00	0	0	1		1	-1	0:00	0:00	0:00		0:00	0	0:00
4	D	SHORMANOV Sundet	M	0	0	0	0	0	0	0	0.00	0	0	0		0	-2	0:00	0:00	0:00		0:00	0	0:00
5	D	ZHANSEITOV Daulet	M	0	0	0	0	0	0	0	0.00	0	0	0		0	-4	0:00	0:00	0:00		0:00	0	0:00
9	D	KONKULOV Korgan	M	0	0	0	0	0	0	0	0.00	0	0	0		0	-3	0:00	0:00	0:00		0:00	0	0:00
11	F	SABIROV Kairat	M	0	0	0	0	2	6	-4	25.00	0	0	0		0	-4	0:00	0:00	0:00		0:00	0	0:00
14	D	BOKANOV Yerlik	M	0	0	0	0	0	0	0	0.00	0	0	0		0	-4	0:00	0:00	0:00		0:00	0	0:00
10	D	BEXULTAN Zhanibektarkhan +A	M	0	0	0	0	0	0	0	0.00	0	0	0		0	0	0:00	0:00	0:00		0:00	0	0:00
17	D	ABDYGALIMOV Yerbolat	M	0	0	0	0	0	0	0	0.00	0	0	0		0	-2	0:00	0:00	0:00		0:00	0	0:00
1	GK	MUKATOV Beimbet	M	0	0	0	0					0	0	0		0								
20	GK	BASMANOV Oleg	M	0	0	0	0					0	0	0		0								
<b>Total</b>				<b>0</b>	<b>0</b>	<b>0</b>	<b>10</b>	<b>18</b>	<b>23</b>	<b>-5</b>	<b>43.90</b>	<b>2</b>	<b>0</b>	<b>3</b>		<b>5</b>								

Round Robin

R	Team	GP	W	OTW	OTL	L	GDF	GF:GA	PTS
1	JPN	2	2	0	0	0	+19	19 : 0	6
2	SVK	2	2	0	0	0	+18	19 : 1	6
3	SWE	2	2	0	0	0	+11	12 : 1	6
4	KAZ	2	0	0	0	2	-15	1 : 16	0
5	FIN	2	0	0	0	2	-16	0 : 16	0
6	GBR	2	0	0	0	2	-17	1 : 18	0

	FIN	GBR	JPN	KAZ	SVK	SWE
FIN	*****	TUE 10 OCT 15:00	WED 11 OCT 11:00	SUN 08 OCT 19:00	0:9	0:7
GBR	TUE 10 OCT 15:00	*****	0:13	WED 11 OCT 19:00	SUN 08 OCT 11:00	1:5
JPN	WED 11 OCT 11:00	13:0	*****	6:0	TUE 10 OCT 11:00	SUN 08 OCT 15:00
KAZ	SUN 08 OCT 19:00	WED 11 OCT 19:00	0:6	*****	1:10	TUE 10 OCT 19:00
SVK	9:0	SUN 08 OCT 11:00	TUE 10 OCT 11:00	10:1	*****	WED 11 OCT 15:00
SWE	7:0	5:1	SUN 08 OCT 15:00	TUE 10 OCT 19:00	WED 11 OCT 15:00	*****



Tarlan Arena

SAT 7 OCT 2023

Start Time 19:00  
End Time 20:44

Ice Hockey

Mixed

Round Robin, Game 6



Legend:		
<b>(G)</b>	Goals in tournament	<b>*</b> does not count for Plus/minus
<b>+C</b>	Captain	<b>A</b> Assists
<b>ET/Res</b>	Penalty end time/Result of game	<b>F</b> Forward
<b>FO+</b>	Face-offs won	<b>FO+/-</b> Face-offs net
<b>GDF</b>	Goal difference	<b>Gen</b> Gender
<b>GP</b>	Games played	<b>L</b> Losses
<b>No.</b>	Jersey number	<b>OT</b> Overtime
<b>P</b>	Points	<b>PIM</b> Penalties in minutes
<b>PPG</b>	Power play goals	<b>PTS</b> Points
<b>SOG</b>	Shots on goal	<b>SVS</b> Saves
<b>W</b>	Wins	<b>+/-</b> Plus/minus net
		<b>D</b> Defence
		<b>FO-</b> Face-offs lost
		<b>G</b> Goals
		<b>GF</b> Goals for
		<b>M</b> Male
		<b>OTL</b> Overtime losses
		<b>Pos.</b> Position
		<b>R</b> Rank
		<b>TPP</b> Time on power play
		<b>+A</b> Assistant Captain
		<b>EQ</b> Equal strength
		<b>FO%</b> Face-offs won as percentage
		<b>GA</b> Goals against
		<b>GK</b> Goalkeeper
		<b>MIP</b> Minutes in play (GK)
		<b>OTW</b> Overtime wins
		<b>PP1</b> Power play - 1 player
		<b>SHG</b> Shorthanded goals
		<b>TS</b> Total shots



### Shot Chart JPN - KAZ

Shots by KAZ

Goals (o): 0      SSG (+): 2  
SSP (<): 0      SPG (-): 0



GK 19 of JPN



Period: 1

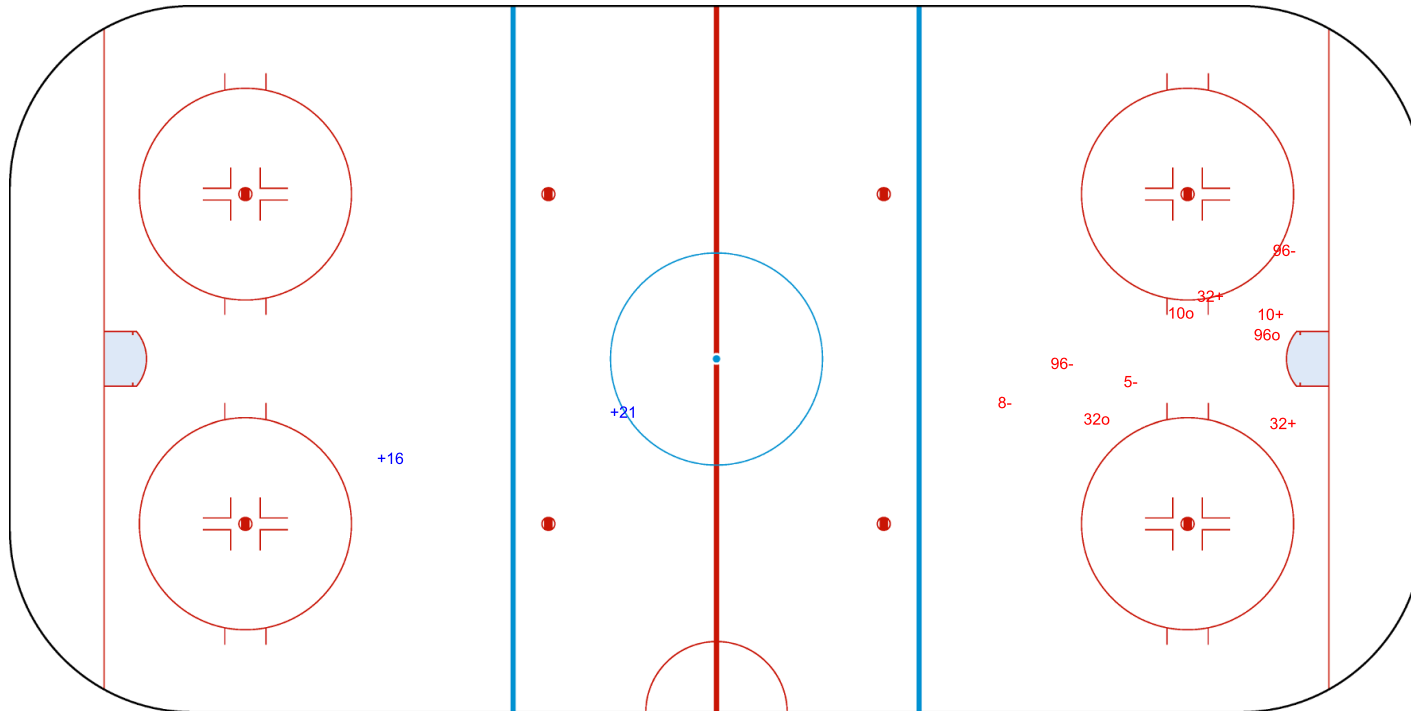


Shots by JPN

Goals (o): 3      SSG (+): 3  
SSP (>): 0      SPG (-): 4



GK 1 of KAZ





Tarlan Arena

SAT 7 OCT 2023

Start Time 19:00

Ice Hockey

Mixed

Round Robin, Game 6



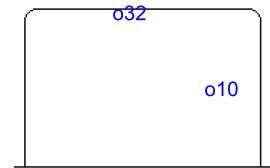
Shots by JPN

Goals (o): 2

SSG (+): 6

SSP (<): 1

SPG (-): 1



GK 1 of KAZ



Period: 2



Shots by KAZ

Goals (o): 0

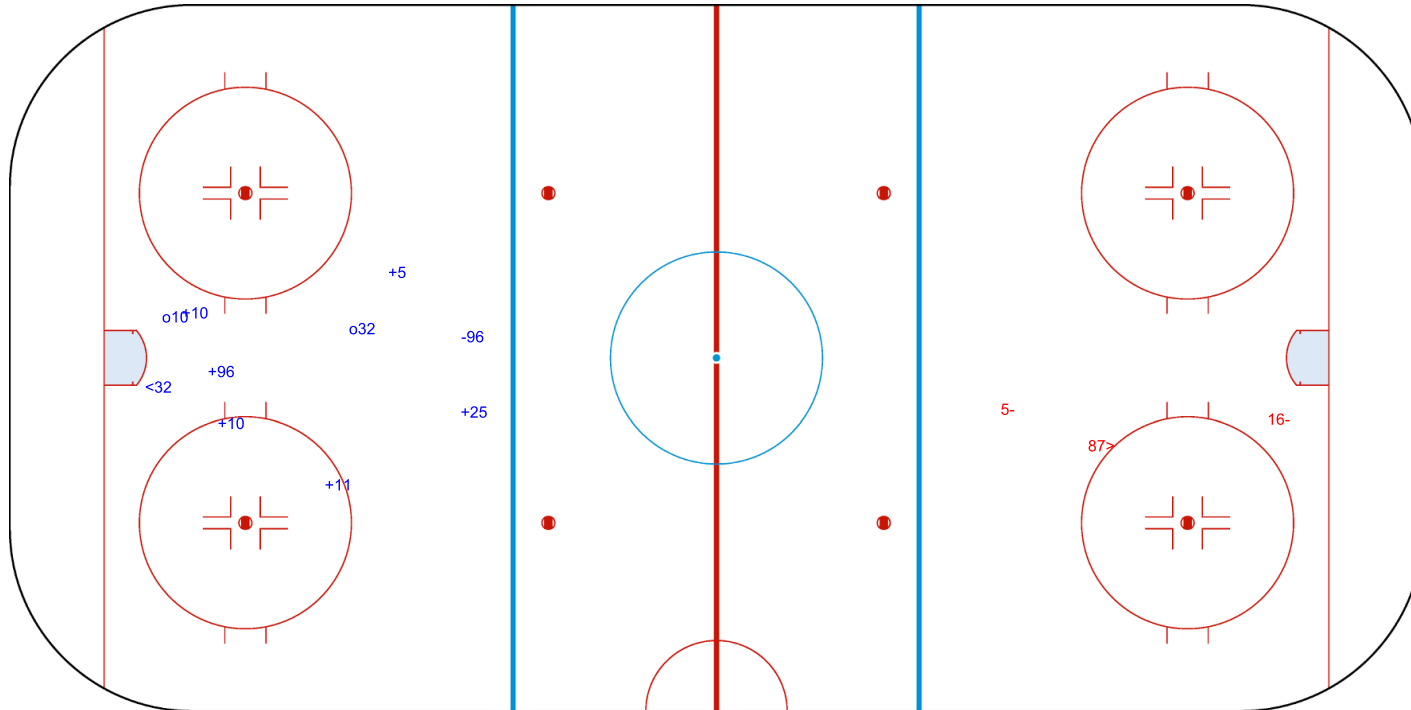
SSG (+): 0

SSP (>): 1

SPG (-): 2



GK 19 of JPN





Tarlan Arena

SAT 7 OCT 2023  
Start Time 19:00

Ice Hockey

Mixed

Round Robin, Game 6



Shots by KAZ

Goals (o): 0    SSG (+): 3  
SSP (<): 0    SPG (-): 0



GK 19 of JPN



Period: 3

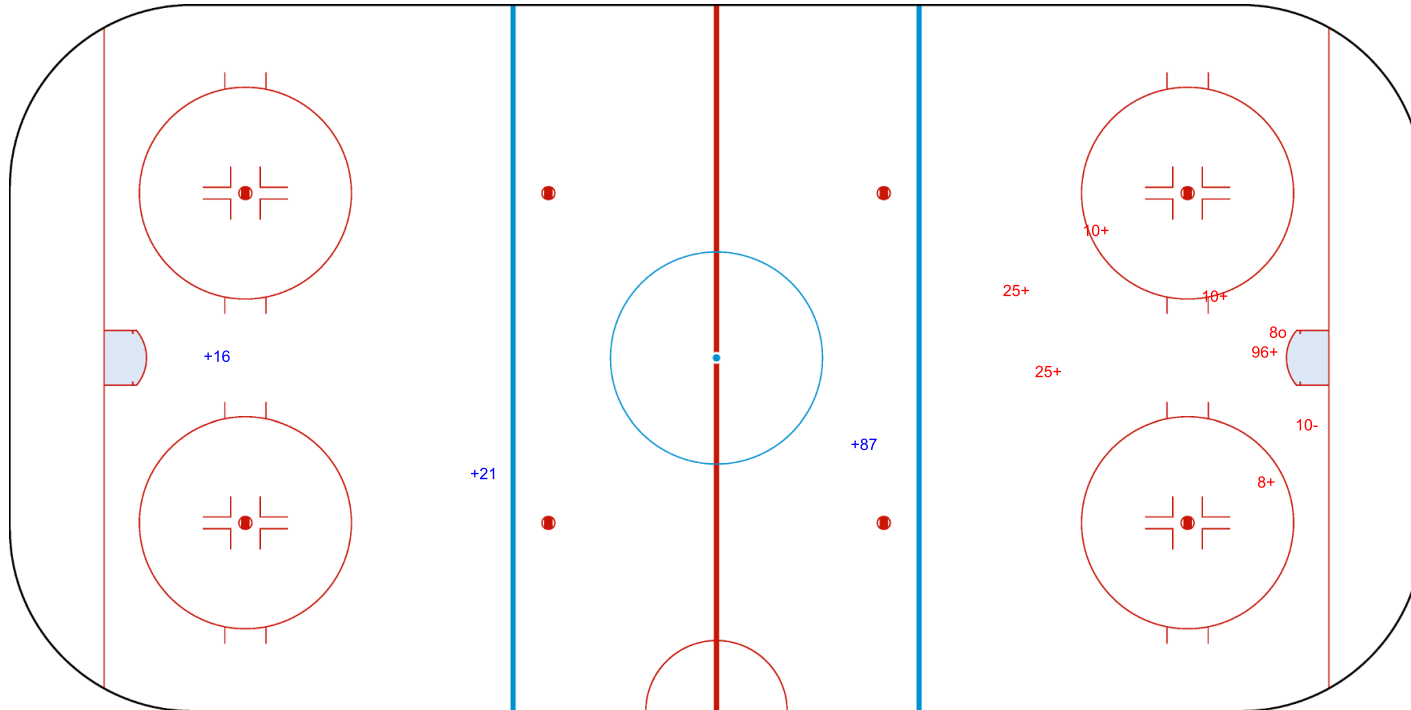


Shots by JPN

Goals (o): 1    SSG (+): 6  
SSP (>): 0    SPG (-): 1



GK 1 of KAZ



Legend:	
<b>GK</b>	Goalkeeper
<b>SPG</b>	Shots past goal
<b>SSG</b>	Shots saved by goalkeeper
<b>SSP</b>	Shots saved by player





Face-off Chart  
JPN - KAZ

PERIOD 1

	JPN		KAZ		JPN		KAZ		
	Def. zone	Att. zone	Neutral zone		Att. zone	Def. zone			
	- 32	+ 16	- 10	+ 16	- 10	+ 16			Total wins all zones
	- 58	+ 11	- 32	+ 16	- 58	+ 16			
	+ 10	- 16	+ 10	- 16	+ 10	- 16			
			+ 10	- 11	+ 10	- 11			
			- 32	+ 16	+ 58	- 16			
Total wins / period	1 / 33%	2 / 67%	2 / 40%	3 / 60%	3 / 60%	2 / 40%			JPN 6 / 46% KAZ 7 / 54%

PERIOD 2

	JPN		KAZ		JPN		KAZ		
	Def. zone	Att. zone	Neutral zone		Att. zone	Def. zone			
	+ 58	- 16	+ 10	- 16	+ 10	- 16			Total wins all zones
	- 10	+ 11	+ 40	- 16	+ 10	- 16			
	- 10	+ 16	+ 10	- 16	+ 32	- 16			
			+ 58	- 16	+ 58	- 16			
			+ 10	- 11	- 58	+ 16			
Total wins / period	1 / 33%	2 / 67%	5 / 83%	1 / 17%	4 / 67%	2 / 33%			JPN 10 / 67% KAZ 5 / 33%

PERIOD 3

	JPN		KAZ		JPN		KAZ		
	Def. zone	Att. zone	Neutral zone		Att. zone	Def. zone			
	+ 10	- 11	+ 10	- 16	+ 10	- 21			Total wins all zones
	- 10	+ 16	+ 10	- 11	- 10	+ 16			
	- 10	+ 16	+ 58	- 16	- 10	+ 16			
			+ 10	- 16	- 10	+ 16			
			+ 10	- 11					
Total wins / period	1 / 33%	2 / 67%	5 / 83%	1 / 17%	1 / 25%	3 / 75%			JPN 7 / 54% KAZ 6 / 46%

TOTAL

	JPN		KAZ		JPN		KAZ		
	Def. zone	Att. zone	Neutral zone		Att. zone	Def. zone			
Total wins / game	3 / 33%	6 / 67%	12 / 71%	5 / 29%	8 / 53%	7 / 47%			Total wins all zones JPN 23 / 56% KAZ 18 / 44%



HEAD TO HEAD

		KAZ							
	No.	11	16	21	Tot	wins JPN	Dz	Nz	Az
<b>JPN</b>	10	6 - 1	9 - 8	1 - 0	25	16 64%	2 33%	9 90%	5 56%
	11		0 - 1		1	0 0%			0 0%
	32		1 - 3		4	1 25%	0 0%	0 0%	1 100%
	40		1 - 0		1	1 100%		1 100%	
	58	0 - 1	5 - 4		10	5 50%	1 50%	2 50%	2 50%
	<b>Tot</b>		8	32	1	41	23 56%	3 33%	12 71%
<b>wins KAZ</b>		2 25%	16 50%	0 0%	18 44%				
<b>Dz</b>		0 0%	7 54%	0 0%	7 47%				
<b>Nz</b>		0 0%	5 38%		5 29%				
<b>Az</b>		2 67%	4 67%		6 67%				

<b>Legend:</b>									
<b>Az</b>	Attacking zone	<b>Dz</b>	Defending zone	<b>No.</b>	Jersey number	<b>Nz</b>	Neutral zone	<b>Tot.</b>	Total face-offs played



### Game Roster

#### SVK - GBR

**Referee**

ESPOSITO Bobby (USA)

**Linesmen**

O'ROURKE Ryan (CAN) , RUNDSTROM Tony (SWE)

**Goalkeepers**

**Team: SVK**

No.	Name	Gen	GP	MIP	GA	SVS	SOG	SVS%	GAA
18	LEPACEK Eduard	M	2	45:00	0	4	4	100.00	0.00
21	PASTUCHA Miroslav	M	2	45:00	1	0	1	0.00	1.00

**Team Roster**

**Team: SVK (White)**

No.	Pos.	Name	Gen	GP	G	A	PTS	PIM	+/-
7	F	STASAK Miroslav	M	2	6	3	9	0	+9
11	F	LIGDA Marian	M	2	0	2	2	0	+2
18	GK	LEPACEK Eduard	M	2	0	0	0	0	
21	GK	PASTUCHA Miroslav	M	2	0	0	0	0	
25	F	JOPPA Martin	M	2	6	6	12	2	+9
27	D	KASCAK Peter	M	2	0	2	2	2	+2
30	D	VARGA Richard	M	2	0	2	2	0	+2
33	D	HLINKA Michal	M	2	1	4	5	0	+8
44	F	TURIC Robert	M	2	1	0	1	0	+1
45	F	VECEREK Milos	M	2	2	0	2	0	0
66	D	FERENCIK Slavomir	M	2	1	3	4	0	+8
98	F	KORMAN David	M	2	2	6	8	6	+8

**Head Coach:** HRICKO Ivan

**Team: GBR**

No.	Name	Gen	GP	MIP	GA	SVS	SOG	SVS%	GAA
20	HACKWORTH Bryan	M	2	83:30	17	44	61	72.13	9.16
30	ROGERS-HARTLEY Susi	F	2	06:30	1	4	5	80.00	6.92

**Team: GBR (Blue)**

No.	Pos.	Name	Gen	GP	G	A	PTS	PIM	+/-
7	F	WATTS Dani	F	2	0	0	0	0	-6
8	F	QUIRK Stacey	F	2	0	0	0	0	-8
9	F	CHRISTOPHER Tyler	M	2	0	1	1	2	-6
10	F	GREGORY Felicity	F	2	0	0	0	0	-5
13	F	FARMER Gary	M	2	0	0	0	6	-10
18	F	O'BRIEN Ben	M	2	0	0	0	0	-5
20	GK	HACKWORTH Bryan	M	2	0	0	0	0	
21	D	EMMERSON Leanne	F	2	0	0	0	0	-1
22	D	le GALLOUDEC Jonathon	M	2	0	0	0	0	-11
28	D	COLQUITT Mark	M	2	0	0	0	0	-10
30	GK	ROGERS-HARTLEY Susi	F	2	0	0	0	0	
33	D	BROWN Paul	M	2	0	0	0	0	-3
88	D	STEPHENS Nathan	M	2	1	0	1	2	-4
94	F	McLEAN Emily	F	2	0	0	0	0	-6

**Head Coach:** OFFERS Ian

<b>Legend:</b>		
<b>+/-</b> Plus/minus net	<b>A</b> Assists	<b>D</b> Defence
<b>G</b> Goals	<b>GA</b> Goals against	<b>GAA</b> Goals against as average per 45 minutes
<b>GK</b> Goalkeeper	<b>GP</b> Games played	<b>M</b> Male
<b>No.</b> Jersey number	<b>PIM</b> Penalties in minutes	<b>Pos.</b> Position
<b>SOG</b> Shots on goal	<b>SVS</b> Saves	<b>SVS%</b> Saves in percentage
		<b>F</b> Female / Forward
		<b>Gen</b> Gender
		<b>MIP</b> Minutes and seconds played
		<b>PTS</b> Points



### Line-ups

#### SVK - GBR

**Referee**

ESPOSITO Bobby (USA)

**Linesmen**

O'ROURKE Ryan (CAN) , RUNDSTROM Tony (SWE)

**Goalkeepers**

**Team: SVK**

No.	Name	Gen
21	PASTUCHA Miroslav	M
18	LEPACEK Eduard	M

**Team Line-ups**

**Team: SVK (White)**

No.	Pos.	Name	Gen
33	D	HLINKA Michal	M
66	D	FERENCIK Slavomir	M
7	F	STASAK Miroslav +A	M
25	F	JOPPA Martin +C	M
98	F	KORMAN David	M
27	D	KASCAK Peter	M
30	D	VARGA Richard	M
11	F	LIGDA Marian +A	M
44	F	TURIC Robert	M
45	F	VECEREK Milos	M

**Head Coach:** HRICKO Ivan

**Team: GBR**

No.	Name	Gen
20	HACKWORTH Bryan	M
30	ROGERS-HARTLEY Susi	F

**Team: GBR (Blue)**

No.	Pos.	Name	Gen
22	D	le GALLOUDEC Jonathon +A	M
88	D	STEPHENS Nathan +A	M
8	F	QUIRK Stacey	F
9	F	CHRISTOPHER Tyler +C	M
13	F	FARMER Gary	M
21	D	EMMERSON Leanne	F
28	D	COLQUITT Mark	M
7	F	WATTS Dani	F
10	F	GREGORY Felicity	F
94	F	McLEAN Emily	F
33	D	BROWN Paul	M
18	F	O'BRIEN Ben	M

**Head Coach:** OFFERS Ian

**Legend:**

<b>+A</b>	Assistant Captain	<b>+C</b>	Captain	<b>D</b>	Defence	<b>F</b>	Female / Forward
<b>Gen</b>	Gender	<b>M</b>	Male	<b>No.</b>	Jersey number	<b>Pos.</b>	Position



### Graphical Line-ups

#### SVK - GBR

**Referee**  
ESPOSITO Bobby (USA)

**Linesmen**  
O'ROURKE Ryan (CAN) , RUNDSTROM Tony (SWE)

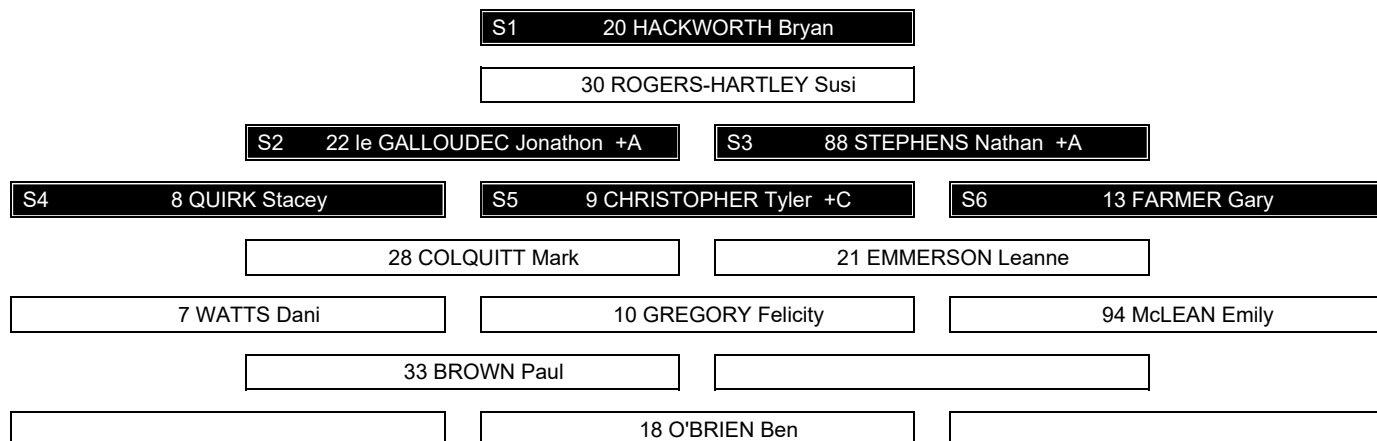
**Team:** SVK - Slovakia (White)

**Head Coach:** HRICKO Ivan



**Team:** GBR - Great Britain (Blue)

**Head Coach:** OFFERS Ian



<b>Legend:</b>	<b>+A</b> Assistant Captain	<b>+C</b> Captain	<b>Sn</b> Starting position
----------------	-----------------------------	-------------------	-----------------------------



### Game Summary

## SVK - GBR 18 - 1 (5 - 1 , 7 - 0 , 6 - 0)

Spectators	Referee	Linesmen
58	ESPOSITO Bobby (USA)	O'ROURKE Ryan (CAN) , RUNDSTROM Tony (SWE)

#### Team Statistics

Period	Score	SVS	SOG	PIM	TPP	PPG	SHG
1	5 : 1	1 : 5	10 : 2	0 : 14	04:00 : 00:00	0 : 0	0 : 0
2	7 : 0	2 : 5	12 : 2	0 : 2	01:08 : 00:00	0 : 0	0 : 0
3	6 : 0	2 : 2	8 : 2	0 : 0	00:50 : 00:00	1 : 0	0 : 0
<b>Total</b>	<b>18 : 1</b>	<b>5 : 12</b>	<b>30 : 6</b>	<b>0 : 16</b>	<b>05:58 : 00:00</b>	<b>1 : 0</b>	<b>0 : 0</b>

#### 1st Period

Action	Time	ET/Res	Team	Type	No.	Name	(G) Name of Assistant(s) / Action Description
GK	00:00		GBR		20	HACKWORTH B	- Goalkeeper in
GK	00:00		SVK		21	PASTUCHA M	- Goalkeeper in
<b>Goal</b>	<b>00:47</b>	<b>1 : 0</b>	<b>SVK</b>	<b>EQ</b>	<b>7</b>	<b>STASAK M</b>	(7) 25 JOPPA M On Ice SVK 21 7 25 33 66 98 GBR 20 8 9 13 22 88
<b>Goal</b>	<b>03:03</b>	<b>2 : 0</b>	<b>SVK</b>	<b>EQ</b>	<b>25</b>	<b>JOPPA M</b>	(7) 7 STASAK M On Ice SVK 21 7 25 33 66 98 GBR 20 8 9 10 22 88
Penalty	03:21	05:21	GBR	2 min.	13	FARMER G	- Boarding
Penalty	09:31	11:31	GBR	2 min.	13	FARMER G	- Checking from Behind / Served by: 21 EMMERSON L
Penalty	09:31	21:31	GBR	10 min.	13	FARMER G	- Misconduct
<b>Goal</b>	<b>11:32</b>	<b>2 : 1</b>	<b>GBR</b>	<b>EQ</b>	<b>88</b>	<b>STEPHENS N</b>	(2) On Ice SVK 21 7 25 33 66 98 GBR 20 9 10 21 22 88
<b>Goal</b>	<b>11:50</b>	<b>3 : 1</b>	<b>SVK</b>	<b>EQ</b>	<b>11</b>	<b>LIGDA M</b>	(1) 45 VECEREK M On Ice SVK 21 11 27 30 44 45 GBR 20 8 9 10 22 88
<b>Goal</b>	<b>13:10</b>	<b>4 : 1</b>	<b>SVK</b>	<b>EQ</b>	<b>25</b>	<b>JOPPA M</b>	(8) 7 STASAK M On Ice SVK 21 7 25 27 66 98 GBR 20 9 10 18 22 88
<b>Goal</b>	<b>13:43</b>	<b>5 : 1</b>	<b>SVK</b>	<b>EQ</b>	<b>7</b>	<b>STASAK M</b>	(8) 25 JOPPA M On Ice SVK 21 7 25 33 66 98 GBR 20 10 21 28 88 94

#### 2nd Period

Action	Time	ET/Res	Team	Type	No.	Name	(G) Name of Assistant(s) / Action Description
<b>Goal</b>	<b>18:05</b>	<b>6 : 1</b>	<b>SVK</b>	<b>EQ</b>	<b>25</b>	<b>JOPPA M</b>	(9) On Ice SVK 21 7 25 33 66 98 GBR 20 9 10 18 21 22
<b>Goal</b>	<b>19:14</b>	<b>7 : 1</b>	<b>SVK</b>	<b>EQ</b>	<b>11</b>	<b>LIGDA M</b>	(2) 27 KASCAK P On Ice SVK 21 11 27 30 44 45 GBR 20 7 9 10 18 22
<b>Goal</b>	<b>20:41</b>	<b>8 : 1</b>	<b>SVK</b>	<b>EQ</b>	<b>7</b>	<b>STASAK M</b>	(9) 98 KORMAN D On Ice SVK 21 7 25 33 66 98 GBR 20 7 8 9 22 88
<b>Goal</b>	<b>22:14</b>	<b>9 : 1</b>	<b>SVK</b>	<b>EQ</b>	<b>98</b>	<b>KORMAN D</b>	(3) 66 FERENCIK S On Ice SVK 21 7 25 33 66 98 GBR 20 13 22 33 88 94
<b>Goal</b>	<b>23:49</b>	<b>10 : 1</b>	<b>SVK</b>	<b>EQ</b>	<b>98</b>	<b>KORMAN D</b>	(4) On Ice SVK 21 25 27 30 44 98 GBR 20 7 8 13 22 88
<b>Goal</b>	<b>25:28</b>	<b>11 : 1</b>	<b>SVK</b>	<b>EQ</b>	<b>25</b>	<b>JOPPA M</b>	(10) 66 FERENCIK S On Ice SVK 21 11 25 27 30 98 GBR 20 10 13 18 28 88
<b>Goal</b>	<b>26:32</b>	<b>12 : 1</b>	<b>SVK</b>	<b>EQ</b>	<b>98</b>	<b>KORMAN D</b>	(5) 25 JOPPA M On Ice SVK 21 7 25 33 66 98 GBR 20 9 13 22 88 94
Penalty	28:52	30:50	GBR	2 min.	9	CHRISTOPHER T	- Tripping

#### 3rd Period

Action	Time	ET/Res	Team	Type	No.	Name	(G) Name of Assistant(s) / Action Description
<b>Goal</b>	<b>30:50</b>	<b>13 : 1</b>	<b>SVK</b>	<b>PP1</b>	<b>98</b>	<b>KORMAN D</b>	(6) 7 STASAK M On Ice SVK 21 7 25 33 66 98 GBR 20 7 8 10 13 *
<b>Goal</b>	<b>32:19</b>	<b>14 : 1</b>	<b>SVK</b>	<b>EQ</b>	<b>25</b>	<b>JOPPA M</b>	(11) 7 STASAK M On Ice SVK 21 7 25 33 66 98 98 KORMAN D GBR 20 8 9 13 22 88
<b>Goal</b>	<b>37:58</b>	<b>15 : 1</b>	<b>SVK</b>	<b>EQ</b>	<b>66</b>	<b>FERENCIK S</b>	(2) 98 KORMAN D On Ice SVK 21 7 25 33 66 98 25 JOPPA M GBR 20 8 10 13 22 88
<b>Goal</b>	<b>40:50</b>	<b>16 : 1</b>	<b>SVK</b>	<b>EQ</b>	<b>7</b>	<b>STASAK M</b>	(10) 25 JOPPA M On Ice SVK 21 7 25 33 66 98 GBR 20 10 13 33 88 94



SUN 8 OCT 2023

Start Time 11:00  
End Time 12:47

Mixed

Round Robin, Game 7



Action	Time	ET/Res	Team	Type	No.	Name	(G)	Name of Assistant(s)	Action Description
Goal	41:11	17 : 1	SVK	EQ	66	FERENCIK S	(3)	98 KORMAN D	On Ice SVK 21 7 25 33 66 98 GBR 20 10 13 33 88 94
Time-out	41:11		GBR						
Goal	44:49	18 : 1	SVK	EQ	33	HLINKA M	(2)	7 STASAK M	On Ice SVK 21 7 25 33 66 98 GBR 20 8 9 10 13 88
GK	45:00		SVK						21 PASTUCHA M - Goalkeeper out
GK	45:00		GBR						20 HACKWORTH B - Goalkeeper out

Goalkeeper Records

Team : SVK - Slovakia

Team : GBR - Great Britain

No.	Name	SOG	SVS	MIP
21	PASTUCHA Miroslav	6	5	45:00
18	LEPACEK Eduard			

No.	Name	SOG	SVS	MIP
20	HACKWORTH Bryan	30	12	45:00
30	ROGERS-HARTLEY Susi			

Game Statistics

Team : SVK (White)

Head Coach : HRICKO Ivan

No.	Pos.	Name	Gen	G	A	P	PIM	FO+	FO-	FO+/-	FO%	Shots on Goal					+/-	Time on Ice						
												1	2	3	OT	TS		1	2	3	OT	TOT	SHF	AVG
7	F	STASAK Miroslav +A	M	4	5	9	0	2	0	2	100.00	3	2	1	6	+12	0:00	0:00	0:00	0:00	0:00	0	0:00	
25	F	JOPPA Martin +C	M	5	5	10	0	13	5	8	72.22	3	3	2	8	+14	0:00	0:00	0:00	0:00	0:00	0	0:00	
33	D	HLINKA Michal	M	1	0	1	0	0	0	0	0.00	0	0	1	1	+11	0:00	0:00	0:00	0:00	0:00	0	0:00	
66	D	FERENCIK Slavomir	M	2	2	4	0	0	1	-1	0.00	0	0	2	2	+12	0:00	0:00	0:00	0:00	0:00	0	0:00	
98	F	KORMAN David (BP)	M	4	4	8	0	0	0	0	0.00	0	3	1	4	+14	0:00	0:00	0:00	0:00	0:00	0	0:00	
11	F	LIGDA Marian +A	M	2	0	2	0	8	3	5	72.73	2	3	0	5	+3	0:00	0:00	0:00	0:00	0:00	0	0:00	
27	D	KASCAK Peter	M	0	1	1	0	0	0	0	0.00	1	0	0	1	+5	0:00	0:00	0:00	0:00	0:00	0	0:00	
30	D	VARGA Richard	M	0	0	0	0	0	0	0	0.00	0	0	0	0	+4	0:00	0:00	0:00	0:00	0:00	0	0:00	
44	F	TURIC Robert	M	0	0	0	0	0	0	0	0.00	0	0	0	0	+3	0:00	0:00	0:00	0:00	0:00	0	0:00	
45	F	VECEREK Milos	M	0	1	1	0	10	4	6	71.43	1	1	1	3	+2	0:00	0:00	0:00	0:00	0:00	0	0:00	
18	GK	LEPACEK Eduard	M	0	0	0	0					0	0	0	0							0	0:00	
21	GK	PASTUCHA Miroslav	M	0	0	0	0					0	0	0	0							0	0:00	
<b>Total</b>				<b>18</b>	<b>18</b>	<b>36</b>	<b>0</b>	<b>33</b>	<b>13</b>	<b>20</b>	<b>71.74</b>	<b>10</b>	<b>12</b>	<b>8</b>	<b>30</b>									

Team : GBR (Blue)

Head Coach : OFFERS Ian

No.	Pos.	Name	Gen	G	A	P	PIM	FO+	FO-	FO+/-	FO%	Shots on Goal					+/-	Time on Ice						
												1	2	3	OT	TS		1	2	3	OT	TOT	SHF	AVG
8	F	QUIRK Stacey	F	0	0	0	0	0	0	0	0.00	0	0	0	0	-8	0:00	0:00	0:00	0:00	0:00	0	0:00	
9	F	CHRISTOPHER Tyler +C	M	0	0	0	2	7	16	-9	30.43	0	1	0	1	-9	0:00	0:00	0:00	0:00	0:00	0	0:00	
13	F	FARMER Gary	M	0	0	0	14	1	3	-2	25.00	1	1	0	2	-10	0:00	0:00	0:00	0:00	0:00	0	0:00	
22	D	le GALLOUDEC Jonathon +A	M	0	0	0	0	0	0	0	0.00	0	0	0	0	-11	0:00	0:00	0:00	0:00	0:00	0	0:00	
88	D	STEPHENS Nathan +A (BP)	M	1	0	1	0	0	0	0	0.00	1	0	2	3	-14	0:00	0:00	0:00	0:00	0:00	0	0:00	
7	F	WATTS Dani	F	0	0	0	0	1	6	-5	14.29	0	0	0	0	-3	0:00	0:00	0:00	0:00	0:00	0	0:00	
10	F	GREGORY Felicity	F	0	0	0	0	4	7	-3	36.36	0	0	0	0	-10	0:00	0:00	0:00	0:00	0:00	0	0:00	
21	D	EMMERSON Leanne	F	0	0	0	0	0	0	0	0.00	0	0	0	0	-1	0:00	0:00	0:00	0:00	0:00	0	0:00	
28	D	COLQUITT Mark	M	0	0	0	0	0	0	0	0.00	0	0	0	0	-2	0:00	0:00	0:00	0:00	0:00	0	0:00	
94	F	McLEAN Emily	F	0	0	0	0	0	1	-1	0.00	0	0	0	0	-5	0:00	0:00	0:00	0:00	0:00	0	0:00	
18	F	O'BRIEN Ben	M	0	0	0	0	0	0	0	0.00	0	0	0	0	-4	0:00	0:00	0:00	0:00	0:00	0	0:00	
33	D	BROWN Paul	M	0	0	0	0	0	0	0	0.00	0	0	0	0	-3	0:00	0:00	0:00	0:00	0:00	0	0:00	
20	GK	HACKWORTH Bryan	M	0	0	0	0					0	0	0	0							0	0:00	
30	GK	ROGERS-HARTLEY Susi	F	0	0	0	0					0	0	0	0							0	0:00	
<b>Total</b>				<b>1</b>	<b>0</b>	<b>1</b>	<b>16</b>	<b>13</b>	<b>33</b>	<b>-20</b>	<b>28.26</b>	<b>2</b>	<b>2</b>	<b>2</b>	<b>6</b>									



Round Robin

R	Team	GP	W	OTW	OTL	L	GDF	GF : GA	PTS
1	SVK	3	3	0	0	0	+35	37 : 2	9
2	JPN	2	2	0	0	0	+19	19 : 0	6
3	SWE	2	2	0	0	0	+11	12 : 1	6
4	KAZ	2	0	0	0	2	-15	1 : 16	0
5	FIN	2	0	0	0	2	-16	0 : 16	0
6	GBR	3	0	0	0	3	-34	2 : 36	0

	FIN	GBR	JPN	KAZ	SVK	SWE
FIN	*****	TUE 10 OCT 15:00	WED 11 OCT 11:00	SUN 08 OCT 19:00	0:9	0:7
GBR	TUE 10 OCT 15:00	*****	0:13	WED 11 OCT 19:00	1:18	1:5
JPN	WED 11 OCT 11:00	13:0	*****	6:0	TUE 10 OCT 11:00	SUN 08 OCT 15:00
KAZ	SUN 08 OCT 19:00	WED 11 OCT 19:00	0:6	*****	1:10	TUE 10 OCT 19:00
SVK	9:0	18:1	TUE 10 OCT 11:00	10:1	*****	WED 11 OCT 15:00
SWE	7:0	5:1	SUN 08 OCT 15:00	TUE 10 OCT 19:00	WED 11 OCT 15:00	*****

Legend:		
<b>(G)</b>	Goals in tournament	<b>*</b> does not count for Plus/minus
<b>+C</b>	Captain	<b>A</b> Assists
<b>ET/Res</b>	Penalty end time/Result of game	<b>F</b> Female / Forward
<b>FO+</b>	Face-offs won	<b>FO+/-</b> Face-offs net
<b>GDF</b>	Goal difference	<b>Gen</b> Gender
<b>GP</b>	Games played	<b>L</b> Losses
<b>No.</b>	Jersey number	<b>OT</b> Overtime
<b>P</b>	Points	<b>PIM</b> Penalties in minutes
<b>PPG</b>	Power play goals	<b>PTS</b> Points
<b>SOG</b>	Shots on goal	<b>SVS</b> Saves
<b>W</b>	Wins	<b>+/-</b> Plus/minus net
		<b>D</b> Defence
		<b>FO-</b> Face-offs lost
		<b>G</b> Goals
		<b>GF</b> Goals for
		<b>M</b> Male
		<b>OTL</b> Overtime losses
		<b>Pos.</b> Position
		<b>R</b> Rank
		<b>TPP</b> Time on power play
		<b>+A</b> Assistant Captain
		<b>EQ</b> Equal strength
		<b>FO%</b> Face-offs won as percentage
		<b>GA</b> Goals against
		<b>GK</b> Goalkeeper
		<b>MIP</b> Minutes in play (GK)
		<b>OTW</b> Overtime wins
		<b>PP1</b> Power play - 1 player
		<b>SHG</b> Shorthanded goals
		<b>TS</b> Total shots





### Shot Chart SVK - GBR

Shots by GBR

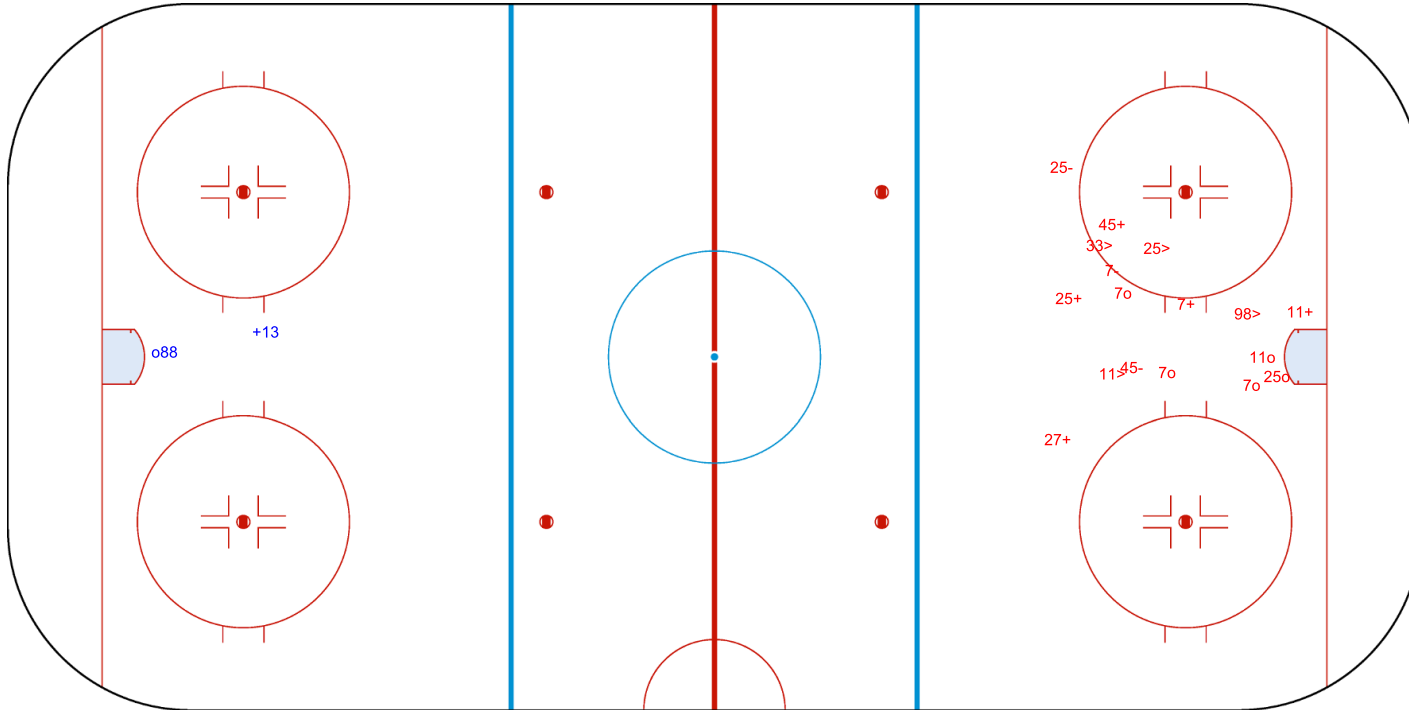
Goals (o): 1      SSG (+): 1  
SSP (<): 0      SPG (-): 0



GK 21 of SVK

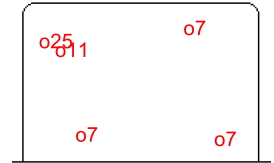


Period: 1



Shots by SVK

Goals (o): 5      SSG (+): 5  
SSP (>): 4      SPG (-): 3



GK 20 of GBR



Tarlan Arena

SUN 8 OCT 2023

Start Time 11:00

Ice Hockey

Mixed

Round Robin, Game 7



Shots by SVK

Goals (o): 7

SSG (+): 5

SSP (<): 1

SPG (-): 1

o25	o11
o25	o98
o98	

GK 20 of GBR



Period: 2



Shots by GBR

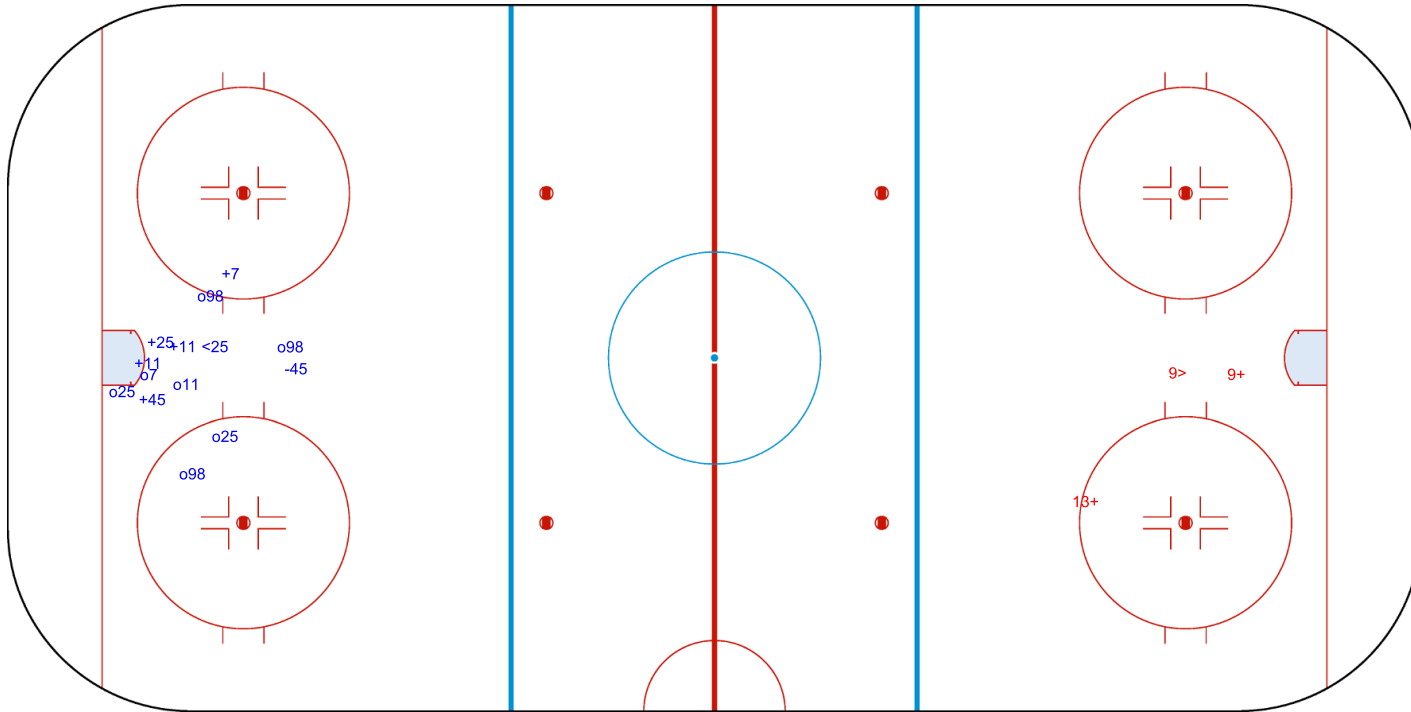
Goals (o): 0

SSG (+): 2

SSP (>): 1

SPG (-): 0


GK 21 of SVK





Tarlan Arena

SUN 8 OCT 2023  
Start Time 11:00

Ice Hockey

Mixed

Round Robin, Game 7



Shots by GBR

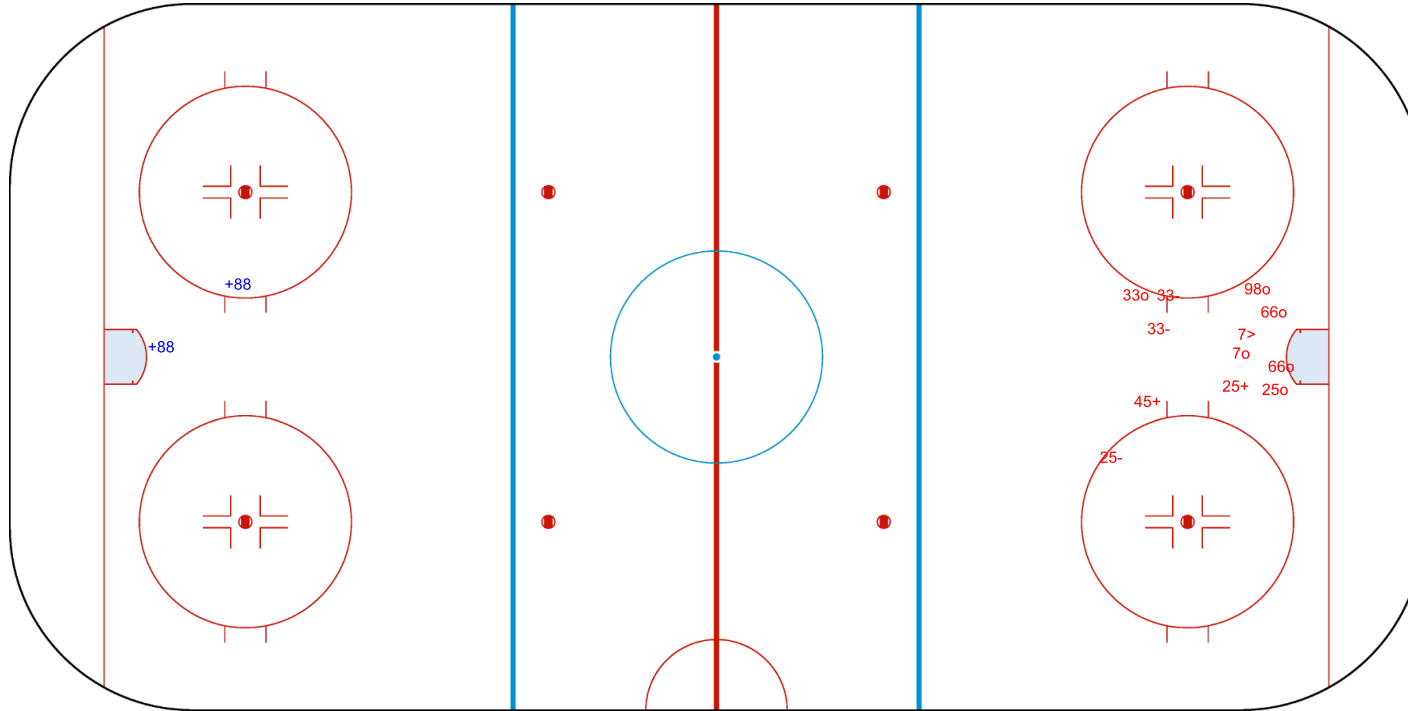
Goals (o): 0    SSG (+): 2  
SSP (<): 0    SPG (-): 0



GK 21 of SVK

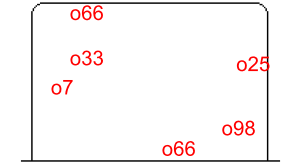


Period: 3



Shots by SVK

Goals (o): 6    SSG (+): 2  
SSP (>): 1    SPG (-): 3



GK 20 of GBR

Legend:	
<b>GK</b> Goalkeeper	<b>SPG</b> Shots past goal
<b>SSG</b> Shots saved by goalkeeper	<b>SSP</b> Shots saved by player



### Face-off Chart SVK - GBR

#### PERIOD 1

SVK	GBR	SVK	GBR	SVK	GBR
Def. zone	Att. zone	Neutral zone		Att. zone	Def. zone
		- 25	+ 9	+ 11	- 9
		+ 45	- 10	+ 45	- 9
		+ 45	- 7	+ 11	- 9
		+ 45	- 9	+ 11	- 13
		- 45	+ 10	+ 45	- 13
		+ 25	- 9	+ 7	- 9
		- 45	+ 9		

Total wins / period

4 / 57%	3 / 43%	6 / 100%	0 / 0%
---------	---------	----------	--------

Total wins  
all zones

SVK	GBR
10 / 77%	3 / 23%

#### PERIOD 2

SVK	GBR	SVK	GBR	SVK	GBR
Def. zone	Att. zone	Neutral zone		Att. zone	Def. zone
- 25	+ 10	- 25	+ 7	+ 11	- 9
		+ 45	- 10	+ 25	- 7
		- 45	+ 9	+ 45	- 10
		+ 25	- 9	- 11	+ 10
		+ 45	- 9	+ 25	- 9
		+ 25	- 13	- 66	+ 13
		+ 25	- 7	+ 11	- 7
		- 45	+ 10		
		- 25	+ 9		
		+ 45	- 7		
		+ 11	- 7		

Total wins / period

0 / 0%	1 / 100%	7 / 64%	4 / 36%	5 / 71%	2 / 29%
--------	----------	---------	---------	---------	---------

Total wins  
all zones

SVK	GBR
12 / 63%	7 / 37%

#### PERIOD 3

SVK	GBR	SVK	GBR	SVK	GBR
Def. zone	Att. zone	Neutral zone		Att. zone	Def. zone
+ 25	- 9	+ 7	- 10	+ 45	- 9
+ 25	- 9	- 11	+ 9	- 25	+ 9
+ 11	- 9	+ 25	- 94	+ 25	- 9
		+ 25	- 10		
		+ 11	- 10		
		+ 25	- 9		
		- 11	+ 9		
		+ 25	- 10		

Total wins / period

3 / 100%	0 / 0%	6 / 75%	2 / 25%	2 / 67%	1 / 33%
----------	--------	---------	---------	---------	---------

Total wins  
all zones

SVK	GBR
11 / 79%	3 / 21%

#### TOTAL

SVK	GBR	SVK	GBR	SVK	GBR
Def. zone	Att. zone	Neutral zone		Att. zone	Def. zone

Total wins / game

3 / 75%	1 / 25%	17 / 65%	9 / 35%	13 / 81%	3 / 19%
---------	---------	----------	---------	----------	---------

Total wins  
all zones

SVK	GBR
33 / 72%	13 / 28%



HEAD TO HEAD

		GBR					Tot	wins SVK	Dz	Nz	Az
No.	7	9	10	13	94						
SVK	7		1 - 0	1 - 0			2	2 100%		1 100%	1 100%
	11	2 - 0	4 - 2	1 - 1	1 - 0		11	8 73%	1 100%	2 50%	5 83%
	25	2 - 1	7 - 3	2 - 1	1 - 0	1 - 0	18	13 72%	2 67%	8 73%	3 75%
	45	2 - 0	4 - 2	3 - 2	1 - 0		14	10 71%		6 60%	4 100%
	66				0 - 1		1	0 0%			0 0%
	<b>Tot</b>	7	23	11	4	1	46	33 72%	3 75%	17 65%	13 81%
<b>wins GBR</b>	1 14%	7 30%	4 36%	1 25%	0 0%	13 28%					
<b>Dz</b>	0 0%	1 11%	1 50%	1 33%		3 19%					
<b>Nz</b>	1 20%	6 55%	2 25%	0 0%	0 0%	9 35%					
<b>Az</b>		0 0%	1 100%			1 25%					

<b>Legend:</b>									
<b>Az</b>	Attacking zone	<b>Dz</b>	Defending zone	<b>No.</b>	Jersey number	<b>Nz</b>	Neutral zone	<b>Tot.</b>	Total face-offs played



### Game Roster

#### SWE - JPN

**Referee**

WEBINGER Kevin (CAN)

**Linesmen**

LONNQVIST Tom (FIN) , NIITTYLA Lari (FIN)

**Goalkeepers**

**Team: SWE**

No.	Name	Gen	GP	MIP	GA	SVS	SOG	SVS%	GAA
5	NILSSON Ulf	M	2	90:00	1	10	11	90.91	0.50
24	JANSSON Dennis	M	2	00:00	0	0	0	0.00	0.00

**Team Roster**

**Team: SWE (Blue)**

No.	Pos.	Name	Gen	GP	G	A	PTS	PIM	+/-
5	GK	NILSSON Ulf	M	2	0	0	0	0	
6	D	NILSSON Peter	M	2	2	3	5	2	+5
9	D	LILJEBAEK Hugo	M	2	1	1	2	2	+8
10	F	MENG Robin	M	2	2	3	5	0	+6
15	F	PERSSON Caroline	F	2	1	0	1	2	+1
16	F	SEDELL Emil	M	2	0	1	1	2	+2
18	F	OJALA Peter	M	2	2	0	2	0	+4
21	F	MOBERG Christer	M	2	2	1	3	2	+5
23	D	EKLUND Magnus	M	2	0	0	0	0	+1
24	GK	JANSSON Dennis	M	2	0	0	0	0	
37	D	STRANDMARK Johan	M	2	0	1	1	0	+4
68	F	LOPEZ Markus	M	2	2	7	9	4	+9

**Head Coach:** LAHTINEN Timo

**Team: JPN**

No.	Name	Gen	GP	MIP	GA	SVS	SOG	SVS%	GAA
19	HORIE Wataru	M	2	90:00	0	7	7	100.00	0.00
38	OKABE Manabu	M	2	00:00	0	0	0	0.00	0.00

**Team: JPN (White)**

No.	Pos.	Name	Gen	GP	G	A	PTS	PIM	+/-
5	F	NIITSU Kazuyoshi	M	2	1	1	2	0	+11
7	F	MATSUSHITA Masahiro	M	2	0	0	0	0	0
8	D	ISHIKAWA Yudai	M	2	1	1	2	4	+6
10	F	ITO Itsuki	M	2	3	3	6	2	+13
11	F	NASU Norihiko	M	2	2	0	2	2	+4
17	F	MORISAKI Amu	M	2	0	0	0	0	0
19	GK	HORIE Wataru	M	2	0	0	0	0	
23	F	UKAI Shosei	M	2	0	0	0	0	0
24	D	SUDO Satoru	M	2	1	2	3	0	+10
25	D	MISAWA Eiji	M	2	1	4	5	2	+11
32	D	UEHARA Daisuke	M	2	2	3	5	0	+8
38	GK	OKABE Manabu	M	2	0	0	0	0	
40	F	SHIOYA Yoshihiro	M	2	0	0	0	2	+2
58	F	NAKAMURA Shunsuke	M	2	0	3	3	4	+4
96	F	KUMAGAI Masaharu	M	2	8	3	11	0	+9

**Head Coach:** NAKAKITA Kojin

Legend:		
<b>+/-</b>	Plus/minus net	<b>A</b> Assists
<b>G</b>	Goals	<b>GA</b> Goals against
<b>GK</b>	Goalkeeper	<b>GP</b> Games played
<b>No.</b>	Jersey number	<b>PIM</b> Penalties in minutes
<b>SOG</b>	Shots on goal	<b>SVS</b> Saves
<b>D</b>	Defence	<b>GAA</b> Goals against as average per 45 minutes
<b>M</b>	Male	<b>F</b> Female / Forward
<b>Pos.</b>	Position	<b>Gen</b> Gender
<b>SVS%</b>	Saves in percentage	<b>MIP</b> Minutes and seconds played
		<b>PTS</b> Points



## Line-ups

## SWE - JPN

## Referee

WEBINGER Kevin (CAN)

## Linesmen

LONNQVIST Tom (FIN) , NIITTYLA Lari (FIN)

## Goalkeepers

Team: SWE

No.	Name	Gen
5	NILSSON Ulf	M
24	JANSSON Dennis	M

## Team Line-ups

Team: SWE (Blue)

No.	Pos.	Name	Gen
6	D	NILSSON Peter +A	M
9	D	LILJEBAEK Hugo	M
10	F	MENG Robin +A	M
21	F	MOBERG Christer	M
68	F	LOPEZ Markus	M
23	D	EKLUND Magnus	M
37	D	STRANDMARK Johan	M
15	F	PERSSON Caroline	F
16	F	SEDELL Emil	M
18	F	OJALA Peter +C	M

Head Coach: LAHTINEN Timo

Team: JPN

No.	Name	Gen
19	HORIE Wataru	M
38	OKABE Manabu	M

Team: JPN (White)

No.	Pos.	Name	Gen
24	D	SUDO Satoru	M
25	D	MISAWA Eiji +A	M
5	F	NIITSU Kazuyoshi +A	M
10	F	ITO Itsuki	M
96	F	KUMAGAI Masaharu +C	M
8	D	ISHIKAWA Yudai	M
32	D	UEHARA Daisuke	M
11	F	NASU Norihiko	M
40	F	SHIOYA Yoshihiro	M
58	F	NAKAMURA Shunsuke	M
7	F	MATSUSHITA Masahiro	M
17	F	MORISAKI Amu	M
23	F	UKAI Shosei	M

Head Coach: NAKAKITA Kojin

## Legend:

<b>+A</b>	Assistant Captain	<b>+C</b>	Captain	<b>D</b>	Defence	<b>F</b>	Female / Forward
<b>Gen</b>	Gender	<b>M</b>	Male	<b>No.</b>	Jersey number	<b>Pos.</b>	Position



### Graphical Line-ups

#### SWE - JPN

**Referee**  
WEBINGER Kevin (CAN)

**Linesmen**  
LONNQVIST Tom (FIN) , NIITTYLA Lari (FIN)

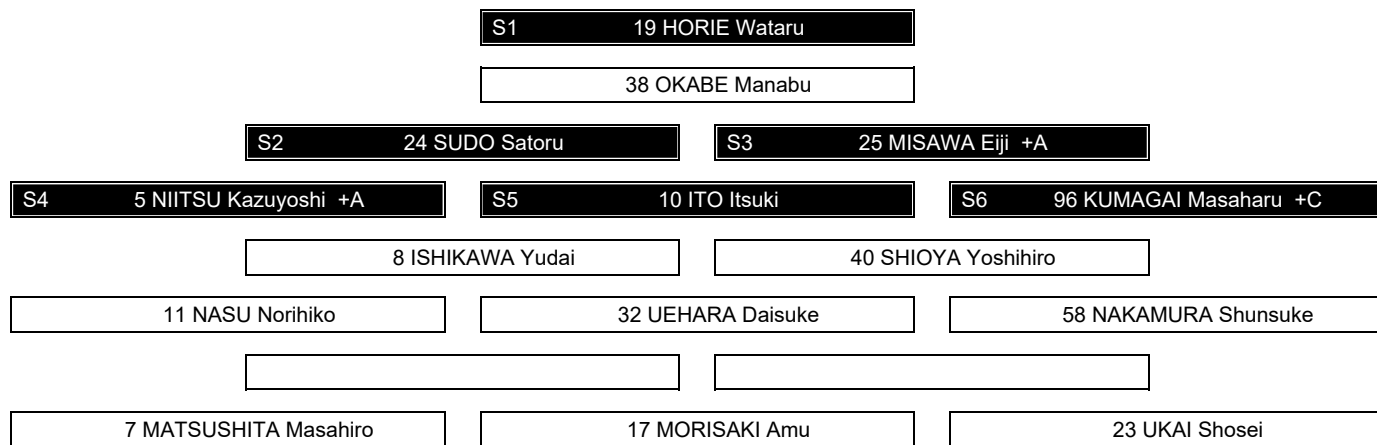
**Team:** SWE - Sweden (Blue)

**Head Coach:** LAHTINEN Timo



**Team:** JPN - Japan (White)

**Head Coach:** NAKAKITA Kojin



<b>Legend:</b>	<b>+A</b> Assistant Captain	<b>+C</b> Captain	<b>Sn</b> Starting position
----------------	-----------------------------	-------------------	-----------------------------





### Game Summary

SWE - JPN 0 - 1 (0 - 0 , 0 - 1 , 0 - 0)

Spectators	Referee	Linesmen
62	WEBINGER Kevin (CAN)	LONNQVIST Tom (FIN) , NIITTYLA Lari (FIN)

#### Team Statistics

Period	Score	SVS	SOG	PIM	TPP	PPG	SHG
1	0 : 0	3 : 0	0 : 3	2 : 0	00:00 : 02:00	0 : 0	0 : 0
2	0 : 1	2 : 2	2 : 3	0 : 4	03:27 : 00:00	0 : 0	0 : 0
3	0 : 0	5 : 2	2 : 5	0 : 0	00:33 : 00:00	0 : 0	0 : 0
<b>Total</b>	<b>0 : 1</b>	<b>10 : 4</b>	<b>4 : 11</b>	<b>2 : 4</b>	<b>04:00 : 02:00</b>	<b>0 : 0</b>	<b>0 : 0</b>

#### 1st Period

Action	Time	ET/Res	Team	Type	No.	Name	(G) Name of Assistant(s) / Action Description
GK	00:00		SWE		5	NILSSON U	- Goalkeeper in
GK	00:00		JPN		19	HORIE W	- Goalkeeper in
Penalty	04:40	06:40	SWE	2 min.	21	MOBERG C	- Interference

#### 2nd Period

Action	Time	ET/Res	Team	Type	No.	Name	(G) Name of Assistant(s) / Action Description
<b>Goal</b>	<b>15:45</b>	<b>0 : 1</b>	<b>JPN</b>	<b>EQ</b>	<b>96</b>	<b>KUMAGAI M</b>	(9) 5 NIITSU K On Ice SWE 5 6 9 10 21 68 JPN 19 5 10 24 25 96
Penalty	16:57	18:57	JPN	2 min.	58	NAKAMURA S	- Holding an opponent
Penalty	28:33	30:33	JPN	2 min.	58	NAKAMURA S	- Roughing

#### 3rd Period

No game actions in this period

Action	Time	ET/Res	Team	Type	No.	Name	(G) Name of Assistant(s) / Action Description
GK	45:00		SWE				5 NILSSON U - Goalkeeper out
GK	45:00		JPN				19 HORIE W - Goalkeeper out

#### Goalkeeper Records

Team : SWE - Sweden

No.	Name	SOG	SVS	MIP
5	NILSSON Ulf	11	10	45:00
24	JANSSON Dennis			

Team : JPN - Japan

No.	Name	SOG	SVS	MIP
19	HORIE Wataru	4	4	45:00
38	OKABE Manabu			

#### Game Statistics

Team : SWE (Blue)

Head Coach : LAHTINEN Timo											Shots on Goal					Time on Ice								
No.	Pos.	Name	Gen	G	A	P	PIM	FO+	FO-	FO+/-	FO%	1	2	3	OT	TS	+/-	1	2	3	OT	TOT	SHF	AVG
6	D	NILSSON Peter +A	M	0	0	0	0	0	0	0	0.00	0	0	0	0	0	-1	0:00	0:00	0:00		0:00	0	0:00
9	D	LILJEBAEK Hugo	M	0	0	0	0	0	0	0	0.00	0	1	0	1	-1	0:00	0:00	0:00		0:00	0	0:00	
10	F	MENG Robin +A	M	0	0	0	0	0	0	0	0.00	0	1	2	3	-1	0:00	0:00	0:00		0:00	0	0:00	
21	F	MOBERG Christer	M	0	0	0	2	1	0	1	100.00	0	0	0	0	0	-1	0:00	0:00	0:00		0:00	0	0:00
68	F	LOPEZ Markus (BP)	M	0	0	0	0	25	7	18	78.12	0	0	0	0	0	-1	0:00	0:00	0:00		0:00	0	0:00
15	F	PERSSON Caroline	F	0	0	0	0	0	0	0	0.00	0	0	0	0	0	0	0:00	0:00	0:00		0:00	0	0:00
16	F	SEDELL Emil	M	0	0	0	0	0	0	0	0.00	0	0	0	0	0	0	0:00	0:00	0:00		0:00	0	0:00
18	F	OJALA Peter +C	M	0	0	0	0	0	0	0	0.00	0	0	0	0	0	0	0:00	0:00	0:00		0:00	0	0:00
23	D	EKLUND Magnus	M	0	0	0	0	0	0	0	0.00	0	0	0	0	0	0	0:00	0:00	0:00		0:00	0	0:00
37	D	STRANDMARK Johan	M	0	0	0	0	0	0	0	0.00	0	0	0	0	0	0	0:00	0:00	0:00		0:00	0	0:00
5	GK	NILSSON Ulf	M	0	0	0	0					0	0	0	0	0								
24	GK	JANSSON Dennis	M	0	0	0	0					0	0	0	0	0								
<b>Total</b>				<b>0</b>	<b>0</b>	<b>0</b>	<b>2</b>	<b>26</b>	<b>7</b>	<b>19</b>	<b>78.79</b>	<b>0</b>	<b>2</b>	<b>2</b>	<b>4</b>									

Team : JPN (White)



SUN 8 OCT 2023

Start Time 15:00  
End Time 16:40

Round Robin, Game 8



No.	Pos.	Name	Gen	G	A	P	PIM	FO+	FO-	FO+/-	FO%	Shots on Goal				+/-	Time on Ice			TOT	SHF	AVG		
												1	2	3	OT		TS	1	2				3	OT
5	F	NIITSU Kazuyoshi	+A (BP)	M	0	1	1	0	0	0	0	0.00	0	0	1	1	+1	0:00	0:00	0:00	0:00	0	0	0:00
10	F	ITO Itsuki		M	0	0	0	0	5	16	-11	23.81	0	0	2	2	+1	0:00	0:00	0:00	0:00	0	0	0:00
24	D	SUDO Satoru		M	0	0	0	0	0	0	0	0.00	0	0	1	1	+1	0:00	0:00	0:00	0:00	0	0	0:00
25	D	MISAWA Eiji	+A	M	0	0	0	0	0	1	-1	0.00	1	0	0	1	+1	0:00	0:00	0:00	0:00	0	0	0:00
96	F	KUMAGAI Masaharu	+C	M	1	0	1	0	0	1	-1	0.00	2	3	1	6	+1	0:00	0:00	0:00	0:00	0	0	0:00
8	D	ISHIKAWA Yudai		M	0	0	0	0	0	0	0	0.00	0	0	0	0	0	0:00	0:00	0:00	0:00	0	0	0:00
11	F	NASU Norihiko		M	0	0	0	0	0	0	0	0.00	0	0	0	0	0	0:00	0:00	0:00	0:00	0	0	0:00
32	D	UEHARA Daisuke		M	0	0	0	0	1	4	-3	20.00	0	0	0	0	0	0:00	0:00	0:00	0:00	0	0	0:00
40	F	SHIOYA Yoshihiro		M	0	0	0	0	0	0	0	0.00	0	0	0	0	0	0:00	0:00	0:00	0:00	0	0	0:00
58	F	NAKAMURA Shunsuke		M	0	0	0	4	1	4	-3	20.00	0	0	0	0	0	0:00	0:00	0:00	0:00	0	0	0:00
7	F	MATSUSHITA Masahiro		M	0	0	0	0	0	0	0	0.00	0	0	0	0	0	0:00	0:00	0:00	0:00	0	0	0:00
17	F	MORISAKI Amu		M	0	0	0	0	0	0	0	0.00	0	0	0	0	0	0:00	0:00	0:00	0:00	0	0	0:00
23	F	UKAI Shosei		M	0	0	0	0	0	0	0	0.00	0	0	0	0	0	0:00	0:00	0:00	0:00	0	0	0:00
19	GK	HORIE Wataru		M	0	0	0	0					0	0	0	0								
38	GK	OKABE Manabu		M	0	0	0	0					0	0	0	0								
<b>Total</b>					<b>1</b>	<b>1</b>	<b>2</b>	<b>4</b>	<b>7</b>	<b>26</b>	<b>-19</b>	<b>21.21</b>	<b>3</b>	<b>3</b>	<b>5</b>	<b>11</b>								

Round Robin

R	Team	GP	W	OTW	OTL	L	GDF	GF : GA	PTS
1	SVK	3	3	0	0	0	+35	37 : 2	9
2	JPN	3	3	0	0	0	+20	20 : 0	9
3	SWE	3	2	0	0	1	+10	12 : 2	6
4	KAZ	2	0	0	0	2	-15	1 : 16	0
5	FIN	2	0	0	0	2	-16	0 : 16	0
6	GBR	3	0	0	0	3	-34	2 : 36	0


	FIN	GBR	JPN	KAZ	SVK	SWE
FIN	*****	TUE 10 OCT 15:00	WED 11 OCT 11:00	SUN 08 OCT 19:00	0:9	0:7
GBR	TUE 10 OCT 15:00	*****	0:13	WED 11 OCT 19:00	1:18	1:5
JPN	WED 11 OCT 11:00	13:0	*****	6:0	TUE 10 OCT 11:00	1:0
KAZ	SUN 08 OCT 19:00	WED 11 OCT 19:00	0:6	*****	1:10	TUE 10 OCT 19:00
SVK	9:0	18:1	TUE 10 OCT 11:00	10:1	*****	WED 11 OCT 15:00
SWE	7:0	5:1	0:1	TUE 10 OCT 19:00	WED 11 OCT 15:00	*****

Legend:		
<b>(G)</b> Goals in tournament	<b>+/-</b> Plus/minus net	<b>+A</b> Assistant Captain
<b>A</b> Assists	<b>D</b> Defence	<b>EQ</b> Equal strength
<b>F</b> Female / Forward	<b>FO-</b> Face-offs lost	<b>FO%</b> Face-offs won as percentage
<b>FO+/-</b> Face-offs net	<b>G</b> Goals	<b>GA</b> Goals against
<b>Gen</b> Gender	<b>GF</b> Goals for	<b>GK</b> Goalkeeper
<b>L</b> Losses	<b>M</b> Male	<b>MIP</b> Minutes in play (GK)
<b>OT</b> Overtime	<b>OTL</b> Overtime losses	<b>OTW</b> Overtime wins
<b>PIM</b> Penalties in minutes	<b>Pos.</b> Position	<b>PPG</b> Power play goals
<b>R</b> Rank	<b>SHG</b> Shorthanded goals	<b>SOG</b> Shots on goal
<b>TPP</b> Time on power play	<b>TS</b> Total shots	<b>W</b> Wins
		<b>+C</b> Captain
		<b>ET/Res</b> Penalty end time/Result of game
		<b>FO+</b> Face-offs won
		<b>GDF</b> Goal difference
		<b>GP</b> Games played
		<b>No.</b> Jersey number
		<b>P</b> Points
		<b>PTS</b> Points
		<b>SVS</b> Saves



### Shot Chart SWE - JPN

Shots by JPN  
Goals (o): 0    SSG (+): 3  
SSP (<): 0    SPG (-): 2



GK 5 of SWE



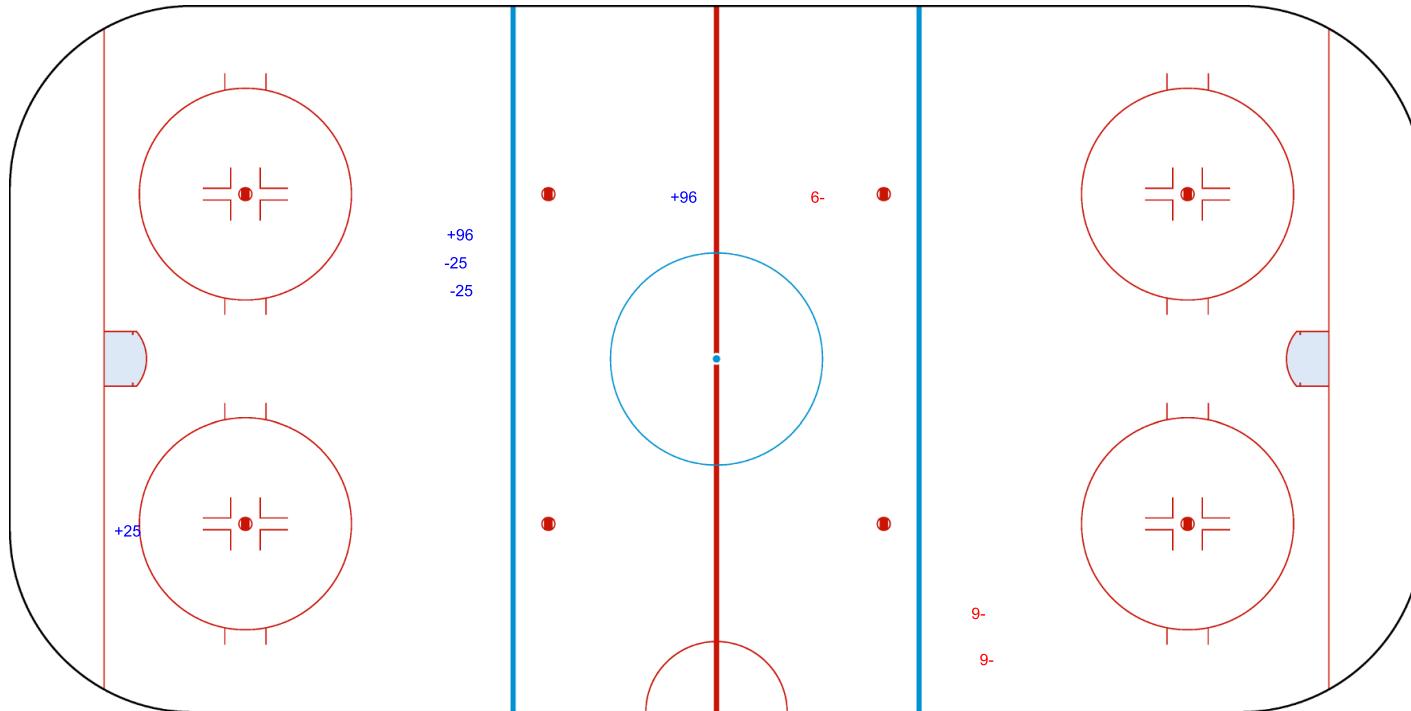
Period: 1



Shots by SWE  
Goals (o): 0    SSG (+): 0  
SSP (>): 0    SPG (-): 3



GK 19 of JPN





Tarlan Arena

SUN 8 OCT 2023

Start Time 15:00

Ice Hockey

Mixed

Round Robin, Game 8



Shots by SWE

Goals (o): 0

SSG (+): 2

SSP (<): 0

SPG (-): 6



GK 19 of JPN



Period: 2



Shots by JPN

Goals (o): 1

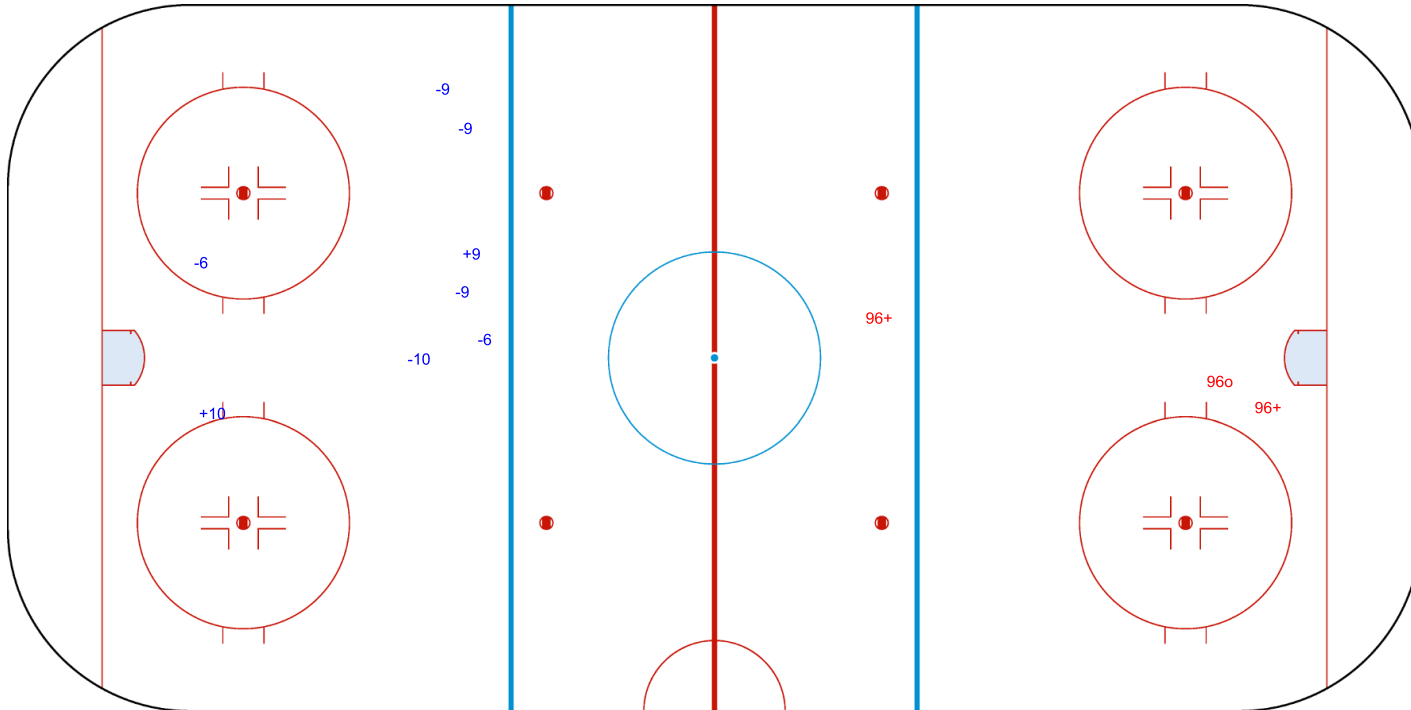
SSG (+): 2

SSP (>): 0

SPG (-): 0



GK 5 of SWE





Tarlan Arena

SUN 8 OCT 2023

Start Time 15:00

Ice Hockey

Mixed

Round Robin, Game 8



Shots by JPN

Goals (o): 0

SSG (+): 5

SSP (<): 1

SPG (-): 2



GK 5 of SWE



Period: 3



Shots by SWE

Goals (o): 0

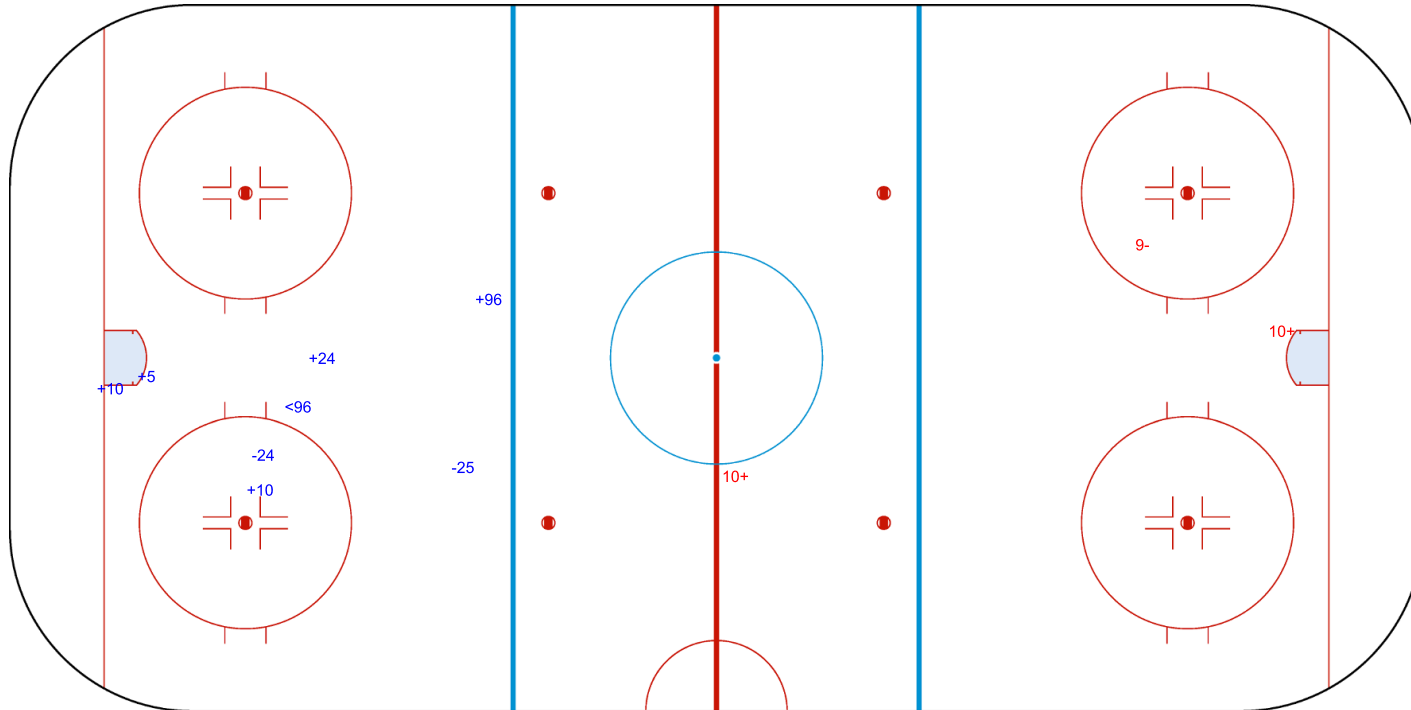
SSG (+): 2

SSP (>): 0

SPG (-): 1



GK 19 of JPN



Legend:		
<b>GK</b>	Goalkeeper	
<b>SPG</b>	Shots past goal	
<b>SSG</b>	Shots saved by goalkeeper	
<b>SSP</b>	Shots saved by player	



### Face-off Chart SWE - JPN

#### PERIOD 1

	SWE		JPN		SWE		JPN		SWE		JPN		Total wins all zones
	Def. zone	Att. zone	Neutral zone		Att. zone	Def. zone	Att. zone	Def. zone	Att. zone	Def. zone	SWE	JPN	
	+ 68	- 58	+ 68	- 10	+ 68	- 96	+ 68	- 10	+ 68	- 10	- 68	+ 10	
	+ 68	- 10	+ 68	- 10									
	+ 68	- 58	+ 68	- 10									
	+ 68	- 10	- 68	+ 10									
Total wins / period	4 / 100%	0 / 0%	3 / 75%	1 / 25%	2 / 67%	1 / 33%	9 / 82%	2 / 18%					

#### PERIOD 2

	SWE		JPN		SWE		JPN		SWE		JPN		Total wins all zones
	Def. zone	Att. zone	Neutral zone		Att. zone	Def. zone	Att. zone	Def. zone	Att. zone	Def. zone	SWE	JPN	
	+ 68	- 10	+ 68	- 10	+ 68	- 10	+ 68	- 10	+ 68	- 32	+ 68	- 10	
	+ 68	- 32	+ 68	- 32									
	- 68	+ 58	+ 68	- 58									
	+ 68	- 58	+ 68	- 10									
	+ 68	- 10											
Total wins / period	4 / 80%	1 / 20%	4 / 100%	0 / 0%	6 / 100%	0 / 0%	14 / 93%	1 / 7%					

#### PERIOD 3

	SWE		JPN		SWE		JPN		SWE		JPN		Total wins all zones
	Def. zone	Att. zone	Neutral zone		Att. zone	Def. zone	Att. zone	Def. zone	Att. zone	Def. zone	SWE	JPN	
	- 68	+ 10	+ 68	- 10	- 68	+ 10	+ 68	- 10	- 68	+ 10	+ 68	- 10	
	- 68	+ 32	+ 68	- 10									
	- 68	+ 10											
Total wins / period	0 / 0%	3 / 100%	2 / 100%	0 / 0%	1 / 50%	1 / 50%	3 / 43%	4 / 57%					

#### TOTAL

	SWE		JPN		SWE		JPN		SWE		JPN		Total wins all zones
	Def. zone	Att. zone	Neutral zone		Att. zone	Def. zone	Att. zone	Def. zone	Att. zone	Def. zone	SWE	JPN	
Total wins / game	8 / 67%	4 / 33%	9 / 90%	1 / 10%	9 / 82%	2 / 18%	26 / 79%	7 / 21%					



HEAD TO HEAD

		JPN										
	No.	10	25	32	58	96	Tot	wins SWE	Dz	Nz	Az	
SWE	21	1 - 0					1	1 100%			1 100%	
	68	15 - 5	1 - 0	4 - 1	4 - 1	1 - 0	32	25 78%	8 67%	9 90%	8 80%	
	<b>Tot</b>	21	1	5	5	1	33	26 79%	8 67%	9 90%	9 82%	
	<b>wins JPN</b>	5 24%	0 0%	1 20%	1 20%	0 0%	7 21%					
	<b>Dz</b>	2 29%	0 0%	0 0%		0 0%	2 18%					
	<b>Nz</b>	1 13%		0 0%	0 0%		1 10%					
	<b>Az</b>	2 33%		1 50%	1 25%		4 33%					

<b>Legend:</b>											
<b>Az</b>	Attacking zone	<b>Dz</b>	Defending zone	<b>No.</b>	Jersey number	<b>Nz</b>	Neutral zone	<b>Tot.</b>	Total face-offs played		



## Game Roster

## KAZ - FIN

## Referee

LEGA Simone (ITA)

## Goalkeepers

## Team: KAZ

No.	Name	Gen	GP	MIP	GA	SVS	SOG	SVS%	GAA
1	MUKATOV Beimbet	M	2	45:00	6	15	21	71.43	6.00
20	BASMANOV Oleg	M	2	45:00	10	11	21	52.38	10.00

## Team Roster

## Team: KAZ ()

No.	Pos.	Name	Gen	GP	G	A	PTS	PIM	+/-
1	GK	MUKATOV Beimbet	M	2	0	0	0	0	
4	D	SHORMANOV Sundet	M	2	0	0	0	2	-3
5	D	ZHANSEITOV Daulet	M	2	0	0	0	0	-4
7	D	BONDARENKO Dmitriy	M	2	0	0	0	6	-2
9	D	KONKULOV Korgan	M	2	0	0	0	0	-3
10	D	BEXULTAN Zhanibektarkhan	M	2	0	0	0	0	-4
11	F	SABIROV Kairat	M	2	0	0	0	0	-4
13	F	MIYANOV Maxat	M	1	0	0	0	25	-1
14	D	BOKANOV Yerlik	M	2	0	0	0	2	-6
16	F	KARIPBAYEV Kuat	M	2	0	0	0	2	-4
17	D	ABDYGALIMOV Yerbolat	M	2	0	0	0	2	-2
20	GK	BASMANOV Oleg	M	2	0	0	0	0	
21	F	TOKTARBAYEV Aidos	M	2	1	0	1	0	-3
73	F	PASKHALIDI Alexandr	M	2	0	0	0	0	-5
87	D	AKHMETOV Almas	M	2	0	0	0	6	-4

Head Coach: BIKSITOV Timur

## Linesmen

HERMANSEN OSWOLD Marius (NOR) , HUS Igor (SVK)

## Team: FIN

No.	Name	Gen	GP	MIP	GA	SVS	SOG	SVS%	GAA
35	KARKO Timo	M	2	60:00	9	24	33	72.73	6.75
74	HEIKKILA Pasi	M	2	30:00	7	17	24	70.83	10.50

## Team: FIN ()

No.	Pos.	Name	Gen	GP	G	A	PTS	PIM	+/-
6	D	VESIKANSA Markku	M	2	0	0	0	2	-5
8	D	ROPONEN Jani	M	2	0	0	0	0	-9
12	D	PAKARINEN Lasse	M	2	0	0	0	0	-3
13	F	HIRVELA Markku	M	2	0	0	0	0	-6
16	F	ALESTALO Aki	M	2	0	0	0	0	-7
17	F	KANGASTIE Harri	M	2	0	0	0	4	-4
25	F	HIMANEN Juhamatti	M	2	0	0	0	0	-8
26	D	ROVIO Eemi	M	2	0	0	0	0	-5
35	GK	KARKO Timo	M	2	0	0	0	0	
36	F	LEHTO Markus	M	2	0	0	0	0	-3
74	GK	HEIKKILA Pasi	M	2	0	0	0	0	
96	F	NISKANEN Tuomo	M	2	0	0	0	6	-5

Head Coach: HARKALA Jari

## Legend:

<b>+/-</b>	Plus/minus net	<b>A</b>	Assists	<b>D</b>	Defence	<b>F</b>	Forward
<b>G</b>	Goals	<b>GA</b>	Goals against	<b>GAA</b>	Goals against as average per 45 minutes	<b>Gen</b>	Gender
<b>GK</b>	Goalkeeper	<b>GP</b>	Games played	<b>M</b>	Male	<b>MIP</b>	Minutes and seconds played
<b>No.</b>	Jersey number	<b>PIM</b>	Penalties in minutes	<b>Pos.</b>	Position	<b>PTS</b>	Points
<b>SOG</b>	Shots on goal	<b>SVS</b>	Saves	<b>SVS%</b>	Saves in percentage		





## Line-ups

## KAZ - FIN

## Referee

LEGA Simone (ITA)

## Goalkeepers

Team: KAZ

No.	Name	Gen
1	MUKATOV Beimbet	M
20	BASMANOV Oleg	M

## Team Line-ups

Team: KAZ (Blue)

No.	Pos.	Name	Gen
10	D	BEXULTAN Zhanibektarkhan +A	M
87	D	AKHMETOV Almas	M
16	F	KARIPBAYEV Kuat +C	M
21	F	TOKTARBAYEV Aidos	M
73	F	PASKHALIDI Alexandr +A	M
4	D	SHORMANOV Sundet	M
7	D	BONDARENKO Dmitriy	M
14	D	BOKANOV Yerlik	M
11	F	SABIROV Kairat	M
13	F	MIYANOV Maxat	M
5	D	ZHANSEITOV Daulet	M
9	D	KONKULOV Korgan	M
17	D	ABDYGALIMOV Yerbolat	M

Head Coach: BIKSITOV Timur

## Linesmen

HERMANSEN OSWOLD Marius (NOR) , HUS Igor (SVK)

Team: FIN

No.	Name	Gen
35	KARKO Timo	M
74	HEIKKILA Pasi	M

Team: FIN (White)

No.	Pos.	Name	Gen
12	D	PAKARINEN Lasse +A	M
26	D	ROVIO Eemi	M
13	F	HIRVELA Markku +A	M
17	F	KANGASTIE Harri +C	M
36	F	LEHTO Markus	M
6	D	VESIKANSA Markku	M
8	D	ROPONEN Jani	M
16	F	ALESTALO Aki	M
25	F	HIMANEN Juhamatti	M
96	F	NISKANEN Tuomo	M

Head Coach: HARKALA Jari

## Legend:

<b>+A</b>	Assistant Captain	<b>+C</b>	Captain	<b>D</b>	Defence	<b>F</b>	Forward
<b>Gen</b>	Gender	<b>M</b>	Male	<b>No.</b>	Jersey number	<b>Pos.</b>	Position



## Graphical Line-ups

## KAZ - FIN

Referee  
LEGA Simone (ITA)Linesmen  
HERMANSEN OSWOLD Marius (NOR) , HUS Igor (SVK)

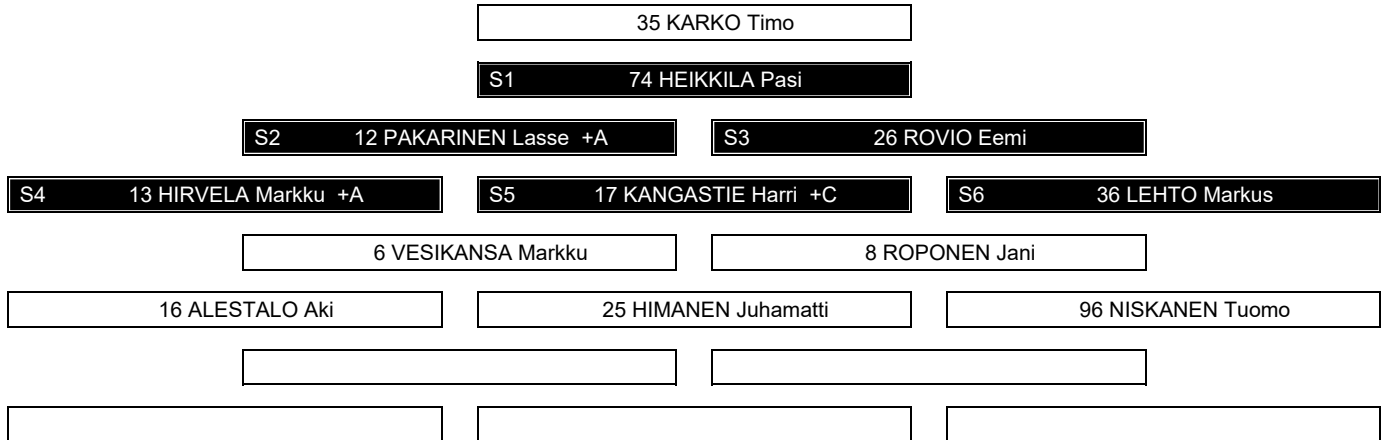
Team: KAZ - Kazakhstan (Blue)

Head Coach: BIKSITOV Timur



Team: FIN - Finland (White)

Head Coach: HARKALA Jari



## Legend:

+A Assistant Captain

+C Captain

Sn Starting position



### Game Summary

KAZ - FIN 6 - 1 (1 - 0 , 3 - 1 , 2 - 0)

Spectators	Referee	Linesmen
202	LEGA Simone (ITA)	HERMANSEN OSWOLD Marius (NOR) , HUS Igor (SVK)

#### Team Statistics

Period	Score	SVS	SOG	PIM	TPP	PPG	SHG
1	1 : 0	2 : 4	5 : 2	2 : 2	01:24 : 01:24	0 : 0	0 : 0
2	3 : 1	3 : 4	7 : 4	2 : 0	00:00 : 02:00	0 : 0	0 : 0
3	2 : 0	1 : 4	6 : 1	6 : 2	00:16 : 05:53	1 : 0	0 : 0
<b>Total</b>	<b>6 : 1</b>	<b>6 : 12</b>	<b>18 : 7</b>	<b>10 : 4</b>	<b>01:40 : 09:17</b>	<b>1 : 0</b>	<b>0 : 0</b>

#### 1st Period

Action	Time	ET/Res	Team	Type	No.	Name	(G) Name of Assistant(s) / Action Description
GK	00:00		FIN		74	HEIKKILA P	- Goalkeeper in
GK	00:00		KAZ		20	BASMANOV O	- Goalkeeper in
<b>Goal</b>	<b>01:47</b>	<b>1 : 0</b>	<b>KAZ</b>	<b>EQ</b>	<b>87</b>	<b>AKHMETOV A</b>	(1) 16 KARIPBAYEV K On Ice KAZ 20 7 16 21 73 87 73 PASKHALIDI A FIN 74 6 8 17 25 96
Penalty	10:19	12:19	FIN	2 min.	6	VESIKANSA M	- Interference
Penalty	11:43	13:43	KAZ	2 min.	16	KARIPBAYEV K	- Interference

#### 2nd Period

Action	Time	ET/Res	Team	Type	No.	Name	(G) Name of Assistant(s) / Action Description
Penalty	17:26	19:26	KAZ	2 min.	87	AKHMETOV A	- Teeing
<b>Goal</b>	<b>21:10</b>	<b>2 : 0</b>	<b>KAZ</b>	<b>EQ</b>	<b>10</b>	<b>BEXULTAN Z</b>	(1) 21 TOKTARBAYEV A On Ice KAZ 20 10 14 16 21 73 16 KARIPBAYEV K FIN 74 8 13 17 26 36
<b>Goal</b>	<b>22:10</b>	<b>3 : 0</b>	<b>KAZ</b>	<b>EQ</b>	<b>13</b>	<b>MIYANOV M</b>	(1) 87 AKHMETOV A On Ice KAZ 20 7 11 13 73 87 7 BONDARENKO D FIN 74 8 12 16 17 96
<b>Goal</b>	<b>22:46</b>	<b>4 : 0</b>	<b>KAZ</b>	<b>EQ</b>	<b>10</b>	<b>BEXULTAN Z</b>	(2) 16 KARIPBAYEV K On Ice KAZ 20 10 14 16 21 73 21 TOKTARBAYEV A FIN 74 8 13 17 26 36
Time-out	22:48		FIN				
GK	23:35		FIN		35	KARKO T	- Goalkeeper in 74 HEIKKILA P - Goalkeeper out
<b>Goal</b>	<b>25:07</b>	<b>4 : 1</b>	<b>FIN</b>	<b>EQ</b>	<b>16</b>	<b>ALESTALO A</b>	(1) 17 KANGASTIE H On Ice KAZ 20 10 16 21 73 87 96 NISKANEN T FIN 35 6 12 16 17 96

#### 3rd Period

Action	Time	ET/Res	Team	Type	No.	Name	(G) Name of Assistant(s) / Action Description
Penalty	31:03	33:03	KAZ	2 min.	16	KARIPBAYEV K	- Teeing
Penalty	32:56	34:56	KAZ	2 min.	21	TOKTARBAYEV A	- Interference
Penalty	37:02	37:18	FIN	2 min.	8	ROPONEN J	- Interference
<b>Goal</b>	<b>37:18</b>	<b>5 : 1</b>	<b>KAZ</b>	<b>PP1</b>	<b>87</b>	<b>AKHMETOV A</b>	(2) 73 PASKHALIDI A On Ice KAZ 20 10 16 21 73 87 FIN 35 6 12 13 17 *
Penalty	39:02	41:02	KAZ	2 min.	87	AKHMETOV A	- Interference
<b>Goal</b>	<b>44:09</b>	<b>6 : 1</b>	<b>KAZ</b>	<b>EQ</b>	<b>16</b>	<b>KARIPBAYEV K</b>	(1) 10 BEXULTAN Z On Ice KAZ 20 10 16 21 73 87 21 TOKTARBAYEV A FIN 35 12 16 17 26 96
GK	45:00		KAZ				20 BASMANOV O - Goalkeeper out
GK	45:00		FIN				35 KARKO T - Goalkeeper out

#### Goalkeeper Records

Team : KAZ - Kazakhstan

No.	Name	SOG	SVS	MIP
20	BASMANOV Oleg	7	6	45:00
1	MUKATOV Beimbet			

Team : FIN - Finland

No.	Name	SOG	SVS	MIP
74	HEIKKILA Pasi	10	6	23:35
35	KARKO Timo	8	6	21:25

#### Game Statistics

Team : KAZ (Blue)																								
Head Coach : BIKSITOV Timur										Shots on Goal			Time on Ice											
No.	Pos.	Name	Gen	G	A	P	PIM	FO+	FO-	FO+/-	FO%	1	2	3	OT	TS	+/-	1	2	3	OT	TOT	SHF	AVG
10	D	BEXULTAN	M	2	1	3	0	1	1	0	50.00	1	3	1		5	+2	0:00	0:00	0:00		0:00	0	0:00



SUN 8 OCT 2023

Start Time 19:00  
End Time 20:50

Mixed

Round Robin, Game 9



Head Coach : BIKSITOV Timur											Shots on Goal					Time on Ice								
No.	Pos.	Name	Gen	G	A	P	PIM	FO+	FO-	FO+/-	FO%	1	2	3	OT	TS	+/-	1	2	3	OT	TOT	SHF	AVG
		Zhanibektarkhan +A																						
16	F	KARIPBAYEV Kuat +C	M	1	3	4	4	11	11	0	50.00	0	2	1	3	+3	0:00	0:00	0:00		0:00	0	0:00	
21	F	TOKTARBAYEV Aidos	M	0	3	3	2	0	0	0	0.00	1	0	1	2	+3	0:00	0:00	0:00		0:00	0	0:00	
73	F	PASKHALIDI Alexandr +A	M	0	2	2	0	0	0	0	0.00	0	0	0	0	+4	0:00	0:00	0:00		0:00	0	0:00	
87	D	AKHMETOV Almas (BP)	M	2	1	3	4	0	0	0	0.00	1	0	1	2	+2	0:00	0:00	0:00		0:00	0	0:00	
4	D	SHORMANOV Sundet	M	0	0	0	0	0	0	0	0.00	0	0	0	0	0	0:00	0:00	0:00		0:00	0	0:00	
7	D	BONDARENKO Dmitriy	M	0	1	1	0	1	3	-2	25.00	2	1	0	3	+2	0:00	0:00	0:00		0:00	0	0:00	
11	F	SABIROV Kairat	M	0	0	0	0	4	16	-12	20.00	0	0	1	1	+1	0:00	0:00	0:00		0:00	0	0:00	
13	F	MIYANOV Maxat	M	1	0	1	0	0	0	0	0.00	0	1	1	2	+1	0:00	0:00	0:00		0:00	0	0:00	
14	D	BOKANOV Yerlik	M	0	0	0	0	0	0	0	0.00	0	0	0	0	+2	0:00	0:00	0:00		0:00	0	0:00	
5	D	ZHANSEITOV Daulet	M	0	0	0	0	0	0	0	0.00	0	0	0	0	0	0:00	0:00	0:00		0:00	0	0:00	
9	D	KONKULOV Korgan	M	0	0	0	0	0	0	0	0.00	0	0	0	0	0	0:00	0:00	0:00		0:00	0	0:00	
17	D	ABDYGALIMOV Yerbolat	M	0	0	0	0	0	0	0	0.00	0	0	0	0	0	0:00	0:00	0:00		0:00	0	0:00	
1	GK	MUKATOV Beimbet	M	0	0	0	0					0	0	0	0									
20	GK	BASMANOV Oleg	M	0	0	0	0					0	0	0	0									
<b>Total</b>				<b>6</b>	<b>11</b>	<b>17</b>	<b>10</b>	<b>17</b>	<b>31</b>	<b>-14</b>	<b>35.42</b>	<b>5</b>	<b>7</b>	<b>6</b>	<b>18</b>									

Team : FIN (White)

Head Coach : HARKALA Jari											Shots on Goal					Time on Ice								
No.	Pos.	Name	Gen	G	A	P	PIM	FO+	FO-	FO+/-	FO%	1	2	3	OT	TS	+/-	1	2	3	OT	TOT	SHF	AVG
12	D	PAKARINEN Lasse +A	M	0	0	0	0	0	0	0	0.00	0	0	0	0	-1	0:00	0:00	0:00		0:00	0	0:00	
13	F	HIRVELA Markku +A	M	0	0	0	0	0	0	0	0.00	1	0	0	1	-2	0:00	0:00	0:00		0:00	0	0:00	
17	F	KANGASTIE Harri +C (BP)	M	0	1	1	0	29	16	13	64.44	0	1	0	1	-4	0:00	0:00	0:00		0:00	0	0:00	
26	D	ROVIO Eemi	M	0	0	0	0	0	0	0	0.00	1	0	0	1	-3	0:00	0:00	0:00		0:00	0	0:00	
36	F	LEHTO Markus	M	0	0	0	0	0	1	-1	0.00	0	0	0	0	-2	0:00	0:00	0:00		0:00	0	0:00	
6	D	VESIKANSA Markku	M	0	0	0	2	0	0	0	0.00	0	0	1	1	0	0:00	0:00	0:00		0:00	0	0:00	
8	D	ROPONEN Jani	M	0	0	0	2	0	0	0	0.00	0	0	0	0	-4	0:00	0:00	0:00		0:00	0	0:00	
16	F	ALESTALO Aki	M	1	0	1	0	2	0	2	100.00	0	2	0	2	-1	0:00	0:00	0:00		0:00	0	0:00	
25	F	HIMANEN Juhamatti	M	0	0	0	0	0	0	0	0.00	0	0	0	0	-1	0:00	0:00	0:00		0:00	0	0:00	
96	F	NISKANEN Tuomo	M	0	1	1	0	0	0	0	0.00	0	1	0	1	-2	0:00	0:00	0:00		0:00	0	0:00	
35	GK	KARKO Timo	M	0	0	0	0					0	0	0	0									
74	GK	HEIKKILA Pasi	M	0	0	0	0					0	0	0	0									
<b>Total</b>				<b>1</b>	<b>2</b>	<b>3</b>	<b>4</b>	<b>31</b>	<b>17</b>	<b>14</b>	<b>64.58</b>	<b>2</b>	<b>4</b>	<b>1</b>	<b>7</b>									

Round Robin

R	Team	GP	W	OTW	OTL	L	GDF	GF : GA	PTS
1	SVK	3	3	0	0	0	+35	37 : 2	9
2	JPN	3	3	0	0	0	+20	20 : 0	9
3	SWE	3	2	0	0	1	+10	12 : 2	6
4	KAZ	3	1	0	0	2	-10	7 : 17	3
5	FIN	3	0	0	0	3	-21	1 : 22	0
6	GBR	3	0	0	0	3	-34	2 : 36	0

	FIN	GBR	JPN	KAZ	SVK	SWE
FIN	*****	TUE 10 OCT 15:00	WED 11 OCT 11:00	1:6	0:9	0:7
GBR	TUE 10 OCT 15:00	*****	0:13	WED 11 OCT 19:00	1:18	1:5
JPN	WED 11 OCT 11:00	13:0	*****	6:0	TUE 10 OCT 11:00	1:0
KAZ	6:1	WED 11 OCT 19:00	0:6	*****	1:10	TUE 10 OCT 19:00
SVK	9:0	18:1	TUE 10 OCT 11:00	10:1	*****	WED 11 OCT 15:00
SWE	7:0	5:1	0:1	TUE 10 OCT 19:00	WED 11 OCT 15:00	*****

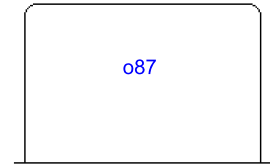


Legend:		
<b>(G)</b>	Goals in tournament	<b>*</b> does not count for Plus/minus
<b>+C</b>	Captain	<b>A</b> Assists
<b>ET/Res</b>	Penalty end time/Result of game	<b>F</b> Forward
<b>FO+</b>	Face-offs won	<b>FO+/-</b> Face-offs net
<b>GDF</b>	Goal difference	<b>Gen</b> Gender
<b>GP</b>	Games played	<b>L</b> Losses
<b>No.</b>	Jersey number	<b>OT</b> Overtime
<b>P</b>	Points	<b>PIM</b> Penalties in minutes
<b>PPG</b>	Power play goals	<b>PTS</b> Points
<b>SOG</b>	Shots on goal	<b>SVS</b> Saves
<b>W</b>	Wins	<b>+/-</b> Plus/minus net
		<b>D</b> Defence
		<b>FO-</b> Face-offs lost
		<b>G</b> Goals
		<b>GF</b> Goals for
		<b>M</b> Male
		<b>OTL</b> Overtime losses
		<b>Pos.</b> Position
		<b>R</b> Rank
		<b>TPP</b> Time on power play
		<b>+A</b> Assistant Captain
		<b>EQ</b> Equal strength
		<b>FO%</b> Face-offs won as percentage
		<b>GA</b> Goals against
		<b>GK</b> Goalkeeper
		<b>MIP</b> Minutes in play (GK)
		<b>OTW</b> Overtime wins
		<b>PP1</b> Power play - 1 player
		<b>SHG</b> Shorthanded goals
		<b>TS</b> Total shots



### Shot Chart KAZ - FIN

Shots by KAZ  
Goals (o): 1    SSG (+): 4  
SSP (<): 0    SPG (-): 3



GK 74 of FIN



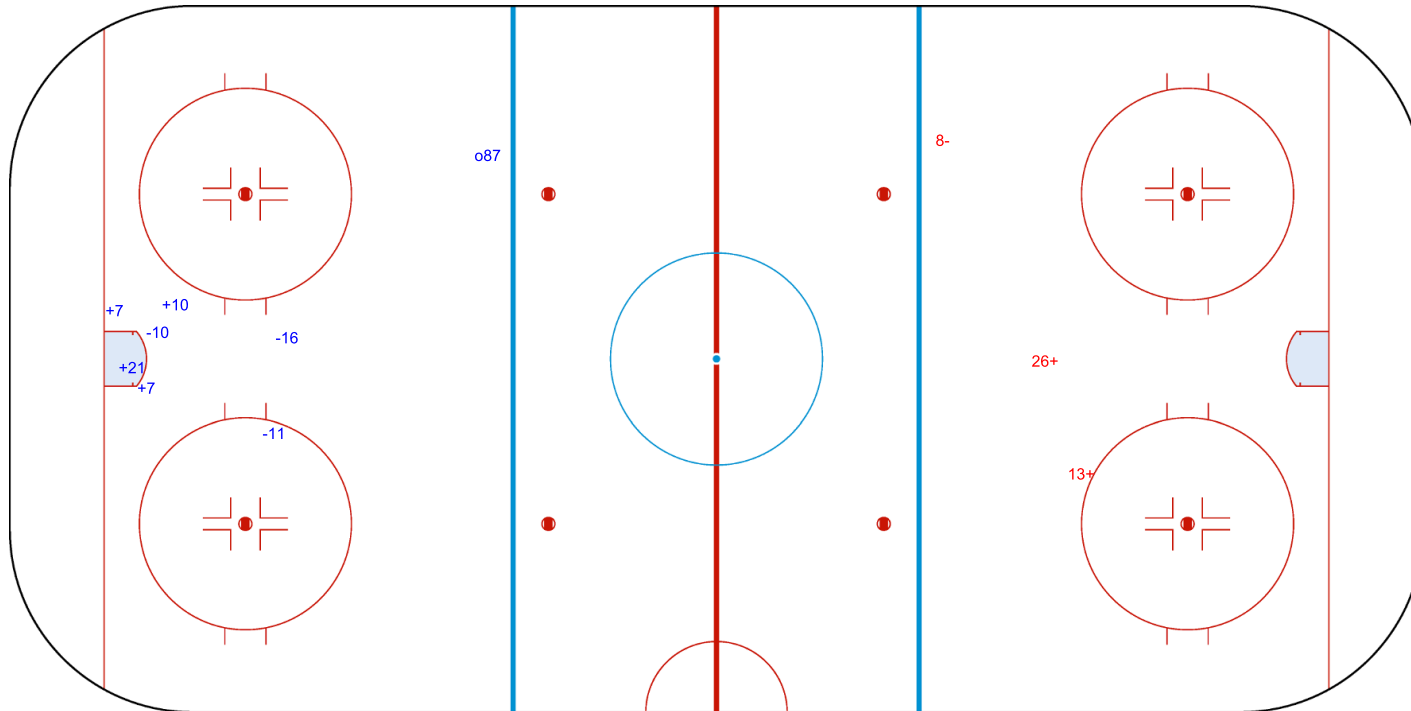
Period: 1



Shots by FIN  
Goals (o): 0    SSG (+): 2  
SSP (>): 0    SPG (-): 1



GK 20 of KAZ





Tarlan Arena

SUN 8 OCT 2023

Start Time 19:00

Ice Hockey

Mixed

Round Robin, Game 9



Shots by FIN

Goals (o): 1

SSG (+): 3

SSP (<): 0

SPG (-): 1

o16

GK 20 of KAZ



Period: 2



Shots by KAZ

Goals (o): 3

SSG (+): 4

SSP (>): 0

SPG (-): 2

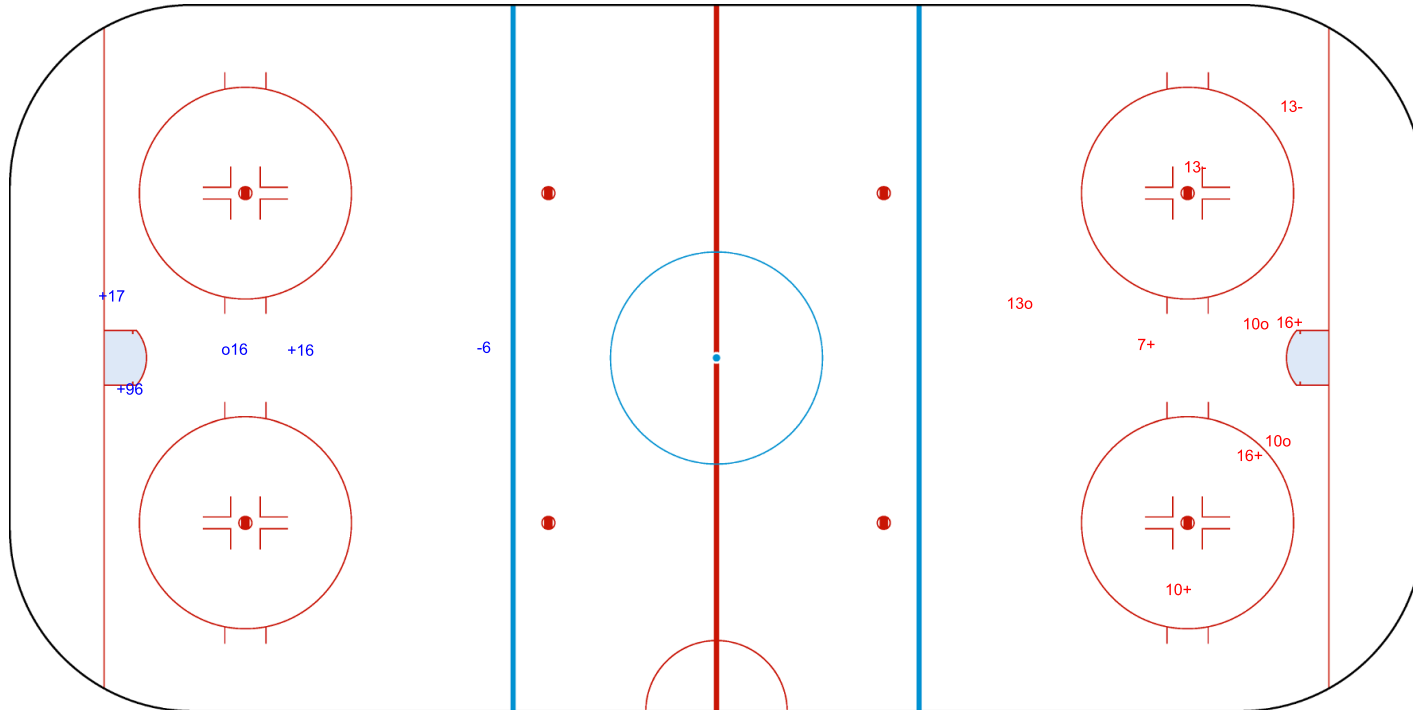
GK 35 of FIN

o13

o10

o10

GK 74 of FIN





Tarlan Arena

SUN 8 OCT 2023

Start Time 19:00

Ice Hockey

Mixed

Round Robin, Game 9




Shots by KAZ

Goals (o): 2

SSG (+): 4

SSP (-): 0

SPG (-): 0



GK 35 of FIN



Period: 3




Shots by FIN

Goals (o): 0

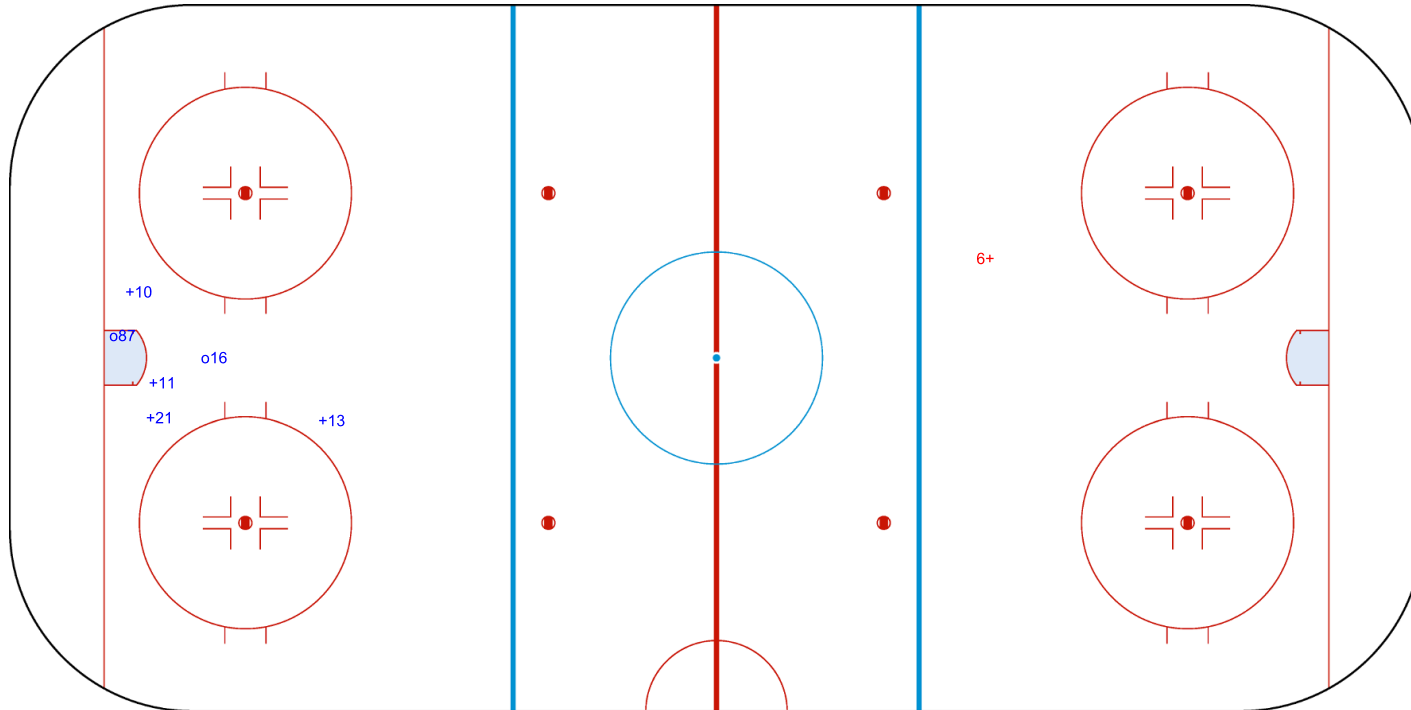
SSG (+): 1

SSP (>): 0

SPG (-): 0



GK 20 of KAZ



<b>Legend:</b>							
<b>GK</b>	Goalkeeper	<b>SPG</b>	Shots past goal	<b>SSG</b>	Shots saved by goalkeeper	<b>SSP</b>	Shots saved by player





### Face-off Chart

#### KAZ - FIN

##### PERIOD 1

	KAZ		FIN		KAZ		FIN		KAZ		FIN		Total wins all zones	
	Def. zone	Att. zone	Neutral zone	Neutral zone	Att. zone	Def. zone	Att. zone	Def. zone	Att. zone	Def. zone	KAZ	FIN	KAZ	FIN
	- 16	+ 17	- 16	+ 17	+ 16	- 17								
	+ 16	- 17	+ 11	- 17	- 16	+ 17								
	+ 7	- 17	- 11	+ 17	+ 16	- 17								
			+ 16	- 17	+ 16	- 36								
			- 11	+ 17	+ 16	- 17								
			- 11	+ 17	- 11	+ 17								
			- 10	+ 17	- 11	+ 17								
			+ 16	- 17	- 7	+ 17								
Total wins / period	2 / 67%	1 / 33%	3 / 38%	5 / 62%	4 / 57%	3 / 43%					9 / 50%	9 / 50%		

##### PERIOD 2

	KAZ		FIN		KAZ		FIN		KAZ		FIN		Total wins all zones	
	Def. zone	Att. zone	Neutral zone	Neutral zone	Att. zone	Def. zone	Att. zone	Def. zone	Att. zone	Def. zone	KAZ	FIN	KAZ	FIN
	- 11	+ 17	- 16	+ 17	- 11	+ 17								
	- 16	+ 17	- 11	+ 17	+ 11	- 17								
			- 11	+ 17	- 11	+ 17								
			+ 16	- 17	+ 16	- 17								
			- 11	+ 17	- 16	+ 16								
			- 16	+ 17	- 11	+ 17								
Total wins / period	0 / 0%	2 / 100%	1 / 17%	5 / 83%	2 / 33%	4 / 67%					3 / 21%	11 / 79%		

##### PERIOD 3

	KAZ		FIN		KAZ		FIN		KAZ		FIN		Total wins all zones	
	Def. zone	Att. zone	Neutral zone	Neutral zone	Att. zone	Def. zone	Att. zone	Def. zone	Att. zone	Def. zone	KAZ	FIN	KAZ	FIN
	+ 10	- 17	+ 16	- 17	- 16	+ 17								
	- 7	+ 17	+ 11	- 17	+ 16	- 17								
	- 16	+ 17	- 11	+ 16	- 11	+ 17								
	- 11	+ 17	- 16	+ 17	- 16	+ 17								
	+ 11	- 17	- 11	+ 17	- 11	+ 17								
Total wins / period	2 / 40%	3 / 60%	2 / 40%	3 / 60%	1 / 17%	5 / 83%					5 / 31%	11 / 69%		

##### TOTAL

	KAZ		FIN		KAZ		FIN		KAZ		FIN		Total wins all zones	
	Def. zone	Att. zone	Neutral zone	Neutral zone	Att. zone	Def. zone	Att. zone	Def. zone	Att. zone	Def. zone	KAZ	FIN	KAZ	FIN
Total wins / game	4 / 40%	6 / 60%	6 / 32%	13 / 68%	7 / 37%	12 / 63%					17 / 35%	31 / 65%		



HEAD TO HEAD

		FIN							
	No.	16	17	36	Tot	wins KAZ	Dz	Nz	Az
KAZ	7		1 - 3		4	1 25%	1 50%		0 0%
	10		1 - 1		2	1 50%	1 100%	0 0%	
	11	0 - 1	4 - 15		20	4 20%	1 33%	2 20%	1 14%
	16	0 - 1	10 - 10	1 - 0	22	11 50%	1 25%	4 50%	6 60%
	<b>Tot</b>	2	45	1	48	17 35%	4 40%	6 32%	7 37%
	<b>wins FIN</b>	2 100%	29 64%	0 0%	31 65%				
<b>Dz</b>	1 100%	11 65%	0 0%	12 63%					
<b>Nz</b>	1 100%	12 67%		13 68%					
<b>Az</b>		6 60%		6 60%					

<b>Legend:</b>									
<b>Az</b>	Attacking zone	<b>Dz</b>	Defending zone	<b>No.</b>	Jersey number	<b>Nz</b>	Neutral zone	<b>Tot.</b>	Total face-offs played



## Game Roster

## JPN - SVK

## Referee

LEGA Simone (ITA)

## Linesmen

HERMANSEN OSWOLD Marius (NOR) , O'ROURKE Ryan (CAN)

## Goalkeepers

## Team: JPN

No.	Name	Gen	GP	MIP	GA	SVS	SOG	SVS%	GAA
19	HORIE Wataru	M	3	135:00	0	11	11	100.00	0.00
38	OKABE Manabu	M	3	00:00	0	0	0	0.00	0.00

## Team Roster

## Team: JPN (Black)

No.	Pos.	Name	Gen	GP	G	A	PTS	PIM	+/-
5	F	NIITSU Kazuyoshi	M	3	1	2	3	0	+12
7	F	MATSUSHITA Masahiro	M	3	0	0	0	0	0
8	D	ISHIKAWA Yudai	M	3	1	1	2	4	+6
10	F	ITO Itsuki	M	3	3	3	6	2	+14
11	F	NASU Norihiko	M	3	2	0	2	2	+4
17	F	MORISAKI Amu	M	3	0	0	0	0	0
19	GK	HORIE Wataru	M	3	0	0	0	0	
23	F	UKAI Shosei	M	3	0	0	0	0	0
24	D	SUDO Satoru	M	3	1	2	3	0	+11
25	D	MISAWA Eiji	M	3	1	4	5	2	+12
32	D	UEHARA Daisuke	M	3	2	3	5	0	+8
38	GK	OKABE Manabu	M	3	0	0	0	0	
40	F	SHIOYA Yoshihiro	M	3	0	0	0	2	+2
58	F	NAKAMURA Shunsuke	M	3	0	3	3	8	+4
96	F	KUMAGAI Masaharu	M	3	9	3	12	0	+10

Head Coach: NAKAKITA Kojin

## Team: SVK

No.	Name	Gen	GP	MIP	GA	SVS	SOG	SVS%	GAA
18	LEPACEK Eduard	M	3	45:00	0	4	4	100.00	0.00
21	PASTUCHA Miroslav	M	3	90:00	2	5	7	71.43	1.00

## Team: SVK (White)

No.	Pos.	Name	Gen	GP	G	A	PTS	PIM	+/-
7	F	STASAK Miroslav	M	3	10	8	18	0	+21
11	F	LIGDA Marian	M	3	2	2	4	0	+5
18	GK	LEPACEK Eduard	M	3	0	0	0	0	
21	GK	PASTUCHA Miroslav	M	3	0	0	0	0	
25	F	JOPPA Martin	M	3	11	11	22	2	+23
27	D	KASCAK Peter	M	3	0	3	3	2	+7
30	D	VARGA Richard	M	3	0	2	2	0	+6
33	D	HLINKA Michal	M	3	2	4	6	0	+19
44	F	TURIC Robert	M	3	1	0	1	0	+4
45	F	VECEREK Milos	M	3	2	1	3	0	+2
66	D	FERENCIK Slavomir	M	3	3	5	8	0	+20
98	F	KORMAN David	M	3	6	10	16	6	+22

Head Coach: HRICKO Ivan

## Legend:

<b>+/-</b>	Plus/minus net	<b>A</b>	Assists	<b>D</b>	Defence	<b>F</b>	Forward
<b>G</b>	Goals	<b>GA</b>	Goals against	<b>GAA</b>	Goals against as average per 45 minutes	<b>Gen</b>	Gender
<b>GK</b>	Goalkeeper	<b>GP</b>	Games played	<b>M</b>	Male	<b>MIP</b>	Minutes and seconds played
<b>No.</b>	Jersey number	<b>PIM</b>	Penalties in minutes	<b>Pos.</b>	Position	<b>PTS</b>	Points
<b>SOG</b>	Shots on goal	<b>SVS</b>	Saves	<b>SVS%</b>	Saves in percentage		



## Line-ups

## JPN - SVK

## Referee

LEGA Simone (ITA)

## Linesmen

HERMANSEN OSWOLD Marius (NOR) , O'ROURKE Ryan (CAN)

## Goalkeepers

Team: JPN

No.	Name	Gen
19	HORIE Wataru	M
38	OKABE Manabu	M

## Team Line-ups

Team: JPN (Black)

No.	Pos.	Name	Gen
24	D	SUDO Satoru	M
25	D	MISAWA Eiji +A	M
5	F	NIITSU Kazuyoshi +A	M
10	F	ITO Itsuki	M
96	F	KUMAGAI Masaharu +C	M
8	D	ISHIKAWA Yudai	M
32	D	UEHARA Daisuke	M
11	F	NASU Norihiko	M
40	F	SHIOYA Yoshihiro	M
58	F	NAKAMURA Shunsuke	M
7	F	MATSUSHITA Masahiro	M
17	F	MORISAKI Amu	M
23	F	UKAI Shosei	M

Head Coach: NAKAKITA Kojin

Team: SVK

No.	Name	Gen
18	LEPACEK Eduard	M
21	PASTUCHA Miroslav	M

Team: SVK (White)

No.	Pos.	Name	Gen
33	D	HLINKA Michal	M
66	D	FERENCIK Slavomir	M
7	F	STASAK Miroslav +A	M
25	F	JOPPA Martin +C	M
98	F	KORMAN David	M
27	D	KASCAK Peter	M
30	D	VARGA Richard	M
11	F	LIGDA Marian +A	M
44	F	TURIC Robert	M
45	F	VECEREK Milos	M

Head Coach: HRICKO Ivan

## Legend:

<b>+A</b>	Assistant Captain	<b>+C</b>	Captain	<b>D</b>	Defence	<b>F</b>	Forward
<b>Gen</b>	Gender	<b>M</b>	Male	<b>No.</b>	Jersey number	<b>Pos.</b>	Position



### Graphical Line-ups

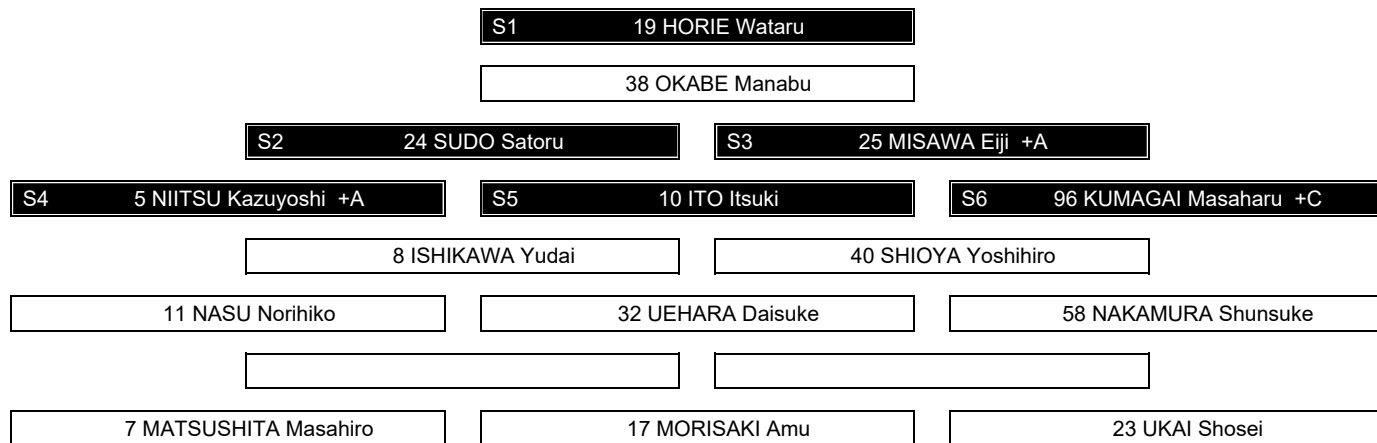
#### JPN - SVK

**Referee**  
LEGA Simone (ITA)

**Linesmen**  
HERMANSEN OSWOLD Marius (NOR) , O'ROURKE Ryan (CAN)

**Team:** JPN - Japan (Black)

**Head Coach:** NAKAKITA Kojin



**Team:** SVK - Slovakia (White)

**Head Coach:** HRICKO Ivan



**Legend:**

**+A** Assistant Captain      **+C** Captain      **Sn** Starting position



TUE 10 OCT 2023

Start Time 11:00

End Time 13:02

Round Robin, Game 10



## Game Summary

JPN - SVK 3 - 2 (2 - 2, 0 - 0, 0 - 0, 0 - 0, 1 - 0)

Spectators	Referee	Linesmen
82	LEGA Simone (ITA)	HERMANSEN OSWOLD Marius (NOR) , O'ROURKE Ryan (CAN)

## Team Statistics

Period	Score	SVS	SOG	PIM	TPP	PPG	SHG
1	2 : 2	2 : 1	3 : 4	2 : 2	02:00 : 02:00	0 : 0	1 : 0
2	0 : 0	8 : 3	3 : 8	0 : 2	00:08 : 00:00	0 : 0	0 : 0
3	0 : 0	3 : 1	1 : 3	0 : 2	03:52 : 00:00	0 : 0	0 : 0
OT	0 : 0	1 : 2	2 : 1	0 : 0	00:00 : 00:00	0 : 0	0 : 0
PSS	1 : 0	0 : 0	1 : 0	0 : 0	00:00 : 00:00	0 : 0	0 : 0
<b>Total</b>	<b>3 : 2</b>	<b>14 : 7</b>	<b>10 : 16</b>	<b>2 : 6</b>	<b>06:00 : 02:00</b>	<b>0 : 0</b>	<b>1 : 0</b>

## 1st Period

Action	Time	ET/Res	Team	Type	No.	Name	(G) Name of Assistant(s) / Action Description
GK	00:00		SVK		18	LEPACEK E	- Goalkeeper in
GK	00:00		JPN		19	HORIE W	- Goalkeeper in
<b>Goal</b>	<b>06:23</b>	<b>0 : 1</b>	<b>SVK</b>	<b>EQ</b>	<b>66</b>	<b>FERENCIK S</b>	(4) 98 KORMAN D On Ice JPN 19 8 11 24 32 96 7 STASAK M SVK 18 7 11 27 66 98
<b>Goal</b>	<b>07:13</b>	<b>1 : 1</b>	<b>JPN</b>	<b>EQ</b>	<b>10</b>	<b>ITO I</b>	(4) 25 MISAWA E On Ice JPN 19 8 10 24 25 96 96 KUMAGAI M SVK 18 7 11 27 44 45
Penalty	07:55	09:55	JPN	2 min.	11	NASU N	- Interference
<b>Goal</b>	<b>08:55</b>	<b>2 : 1</b>	<b>JPN</b>	<b>SH1</b>	<b>10</b>	<b>ITO I</b>	(5) 5 NIITSU K On Ice JPN 19 5 10 24 96 SVK 18 7 25 33 66 98
<b>Goal</b>	<b>11:13</b>	<b>2 : 2</b>	<b>SVK</b>	<b>EQ</b>	<b>25</b>	<b>JOPPA M</b>	(12) 11 LIGDA M On Ice JPN 19 11 24 25 32 58 27 KASCAK P SVK 18 11 25 27 45 66
Penalty	12:56	14:56	SVK	2 min.	27	KASCAK P	- Slashing

## 2nd Period

Action	Time	ET/Res	Team	Type	No.	Name	(G) Name of Assistant(s) / Action Description
Penalty	29:52	31:52	SVK	2 min.	66	FERENCIK S	- Teeing

## 3rd Period

Action	Time	ET/Res	Team	Type	No.	Name	(G) Name of Assistant(s) / Action Description
Penalty	38:12	40:12	SVK	2 min.	27	KASCAK P	- Interference

## Overtime

No game actions in this period

Action	Time	ET/Res	Team	Type	No.	Name	(G) Name of Assistant(s) / Action Description
GK	50:00		JPN				19 HORIE W - Goalkeeper out
GK	50:00		SVK				18 LEPACEK E - Goalkeeper out

## Penalty-Shot Shootout

Action	Time	Result	Team	No.	Name	(G) Action Description	Goalkeeper
		0 : 0	JPN	10	ITO I	- Saved by goalie	18 LEPACEK E (SVK)
		0 : 0	SVK	7	STASAK M	- Saved by goalie	19 HORIE W (JPN)
		1 : 0	JPN	96	KUMAGAI M	- Scored	18 LEPACEK E (SVK)
		0 : 0	SVK	45	VECEREK M	- Missed (right)	19 HORIE W (JPN)
		0 : 0	JPN	32	UEHARA D	- Saved by goalie	18 LEPACEK E (SVK)
		0 : 1	SVK	25	JOPPA M	- Scored	19 HORIE W (JPN)
		0 : 0	SVK	25	JOPPA M	- Saved by goalie	19 HORIE W (JPN)
		1 : 0	JPN	10	ITO I	- Scored	18 LEPACEK E (SVK)
GWG	50:00	2 : 1	JPN	10	ITO I		





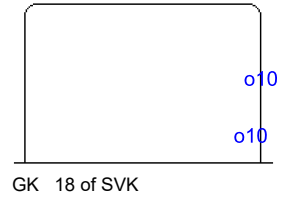
Legend:			
<b>(G)</b>	Goals in tournament	<b>+/-</b>	Plus/minus net
<b>A</b>	Assists	<b>D</b>	Defence
<b>F</b>	Forward	<b>FO-</b>	Face-offs lost
<b>FO+/-</b>	Face-offs net	<b>G</b>	Goals
<b>Gen</b>	Gender	<b>GF</b>	Goals for
<b>GWG</b>	Game winning goal	<b>L</b>	Losses
<b>No.</b>	Jersey number	<b>OT</b>	Overtime
<b>P</b>	Points	<b>PIM</b>	Penalties in minutes
<b>PSS</b>	Penalty-Shot Shootout	<b>PTS</b>	Points
<b>SHG</b>	Shorthanded goals	<b>SOG</b>	Shots on goal
<b>TS</b>	Total shots	<b>W</b>	Wins
<b>+A</b>	Assistant Captain	<b>EQ</b>	Equal strength
<b>FO%</b>	Face-offs won as percentage	<b>GA</b>	Goals against
<b>GK</b>	Goalkeeper	<b>M</b>	Male
<b>OTL</b>	Overtime losses	<b>Pos.</b>	Position
<b>R</b>	Rank	<b>SVS</b>	Saves
<b>+C</b>	Captain	<b>ET/Res</b>	Penalty end time/Result of game
<b>FO+</b>	Face-offs won	<b>GDF</b>	Goal difference
<b>GP</b>	Games played	<b>GP</b>	Games played
<b>MIP</b>	Minutes in play (GK)	<b>MIP</b>	Minutes in play (GK)
<b>OTW</b>	Overtime wins	<b>OTW</b>	Overtime wins
<b>PPG</b>	Power play goals	<b>PPG</b>	Power play goals
<b>SH1</b>	Shorthanded - 1 player	<b>SH1</b>	Shorthanded - 1 player
<b>TPP</b>	Time on power play	<b>TPP</b>	Time on power play





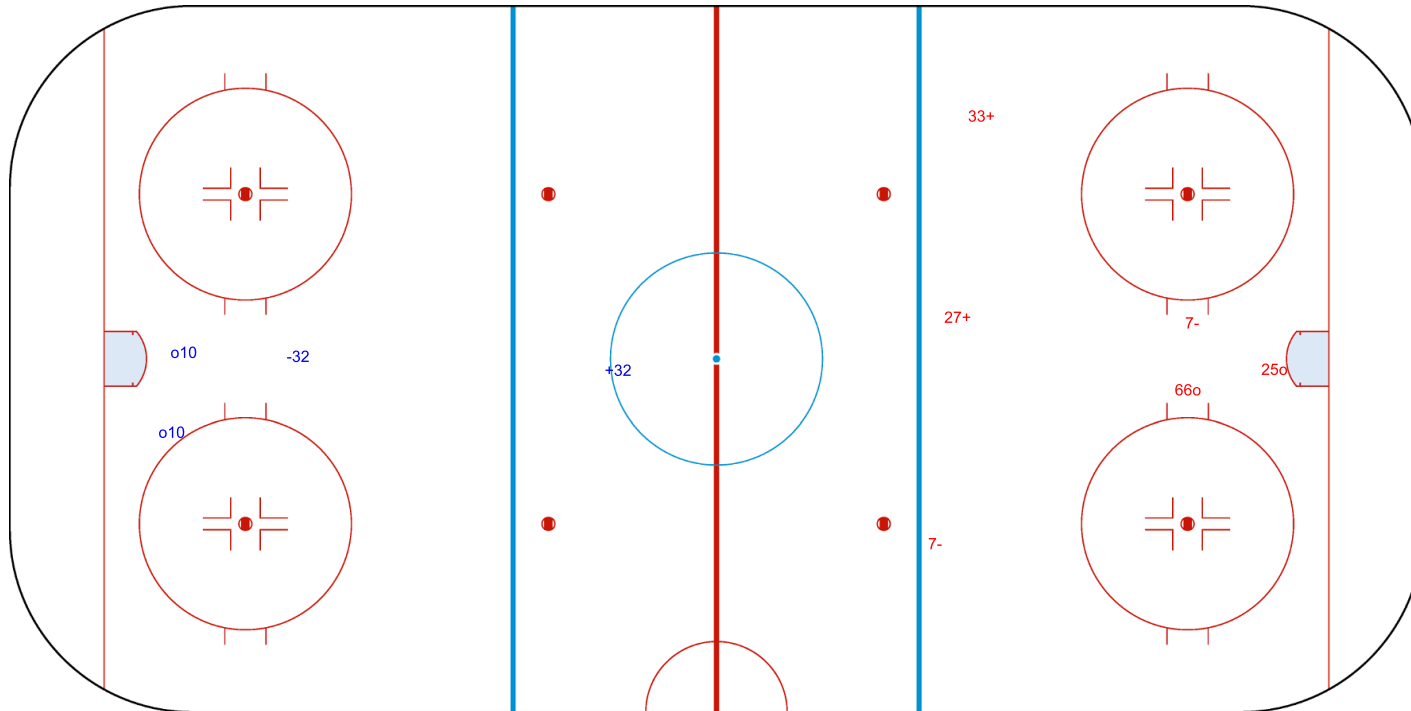
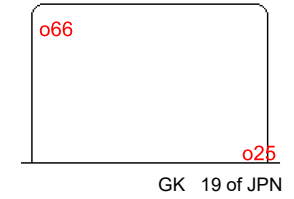
### Shot Chart JPN - SVK

Shots by JPN  
Goals (o): 2    SSG (+): 1  
SSP (<): 0    SPG (-): 1



SVK    Period: 1    JPN

Shots by SVK  
Goals (o): 2    SSG (+): 2  
SSP (>): 0    SPG (-): 2





Tarlan Arena

TUE 10 OCT 2023  
Start Time 11:00

Ice Hockey

Mixed

Round Robin, Game 10



Shots by SVK

Goals (o): 0    SSG (+): 8  
SSP (<): 0    SPG (-): 1



GK 19 of JPN



Period: 2

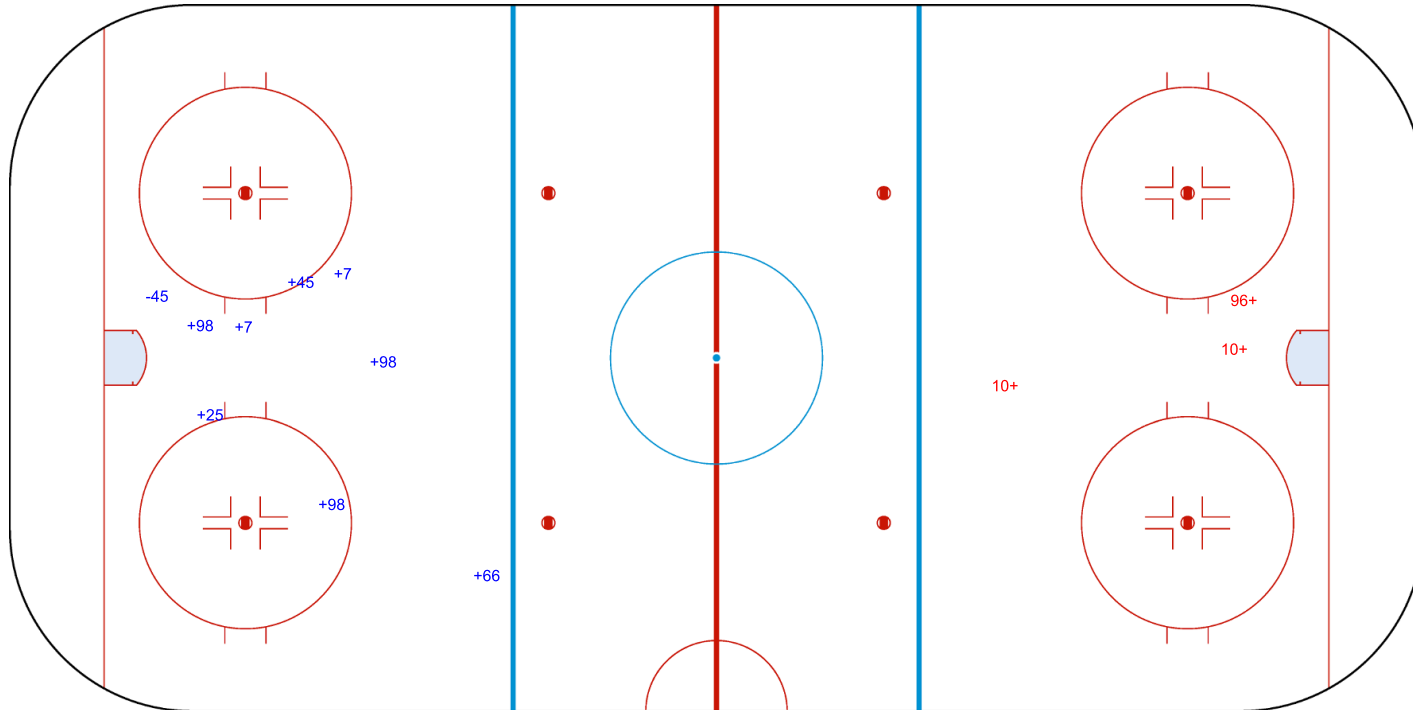


Shots by JPN

Goals (o): 0    SSG (+): 3  
SSP (>): 0    SPG (-): 0



GK 18 of SVK





Tarlan Arena

TUE 10 OCT 2023

Start Time 11:00

Ice Hockey

Mixed

Round Robin, Game 10



Shots by JPN

Goals (o): 0

SSP (<): 0

SSG (+): 1

SPG (-): 2



GK 18 of SVK



Period: 3



Shots by SVK

Goals (o): 0

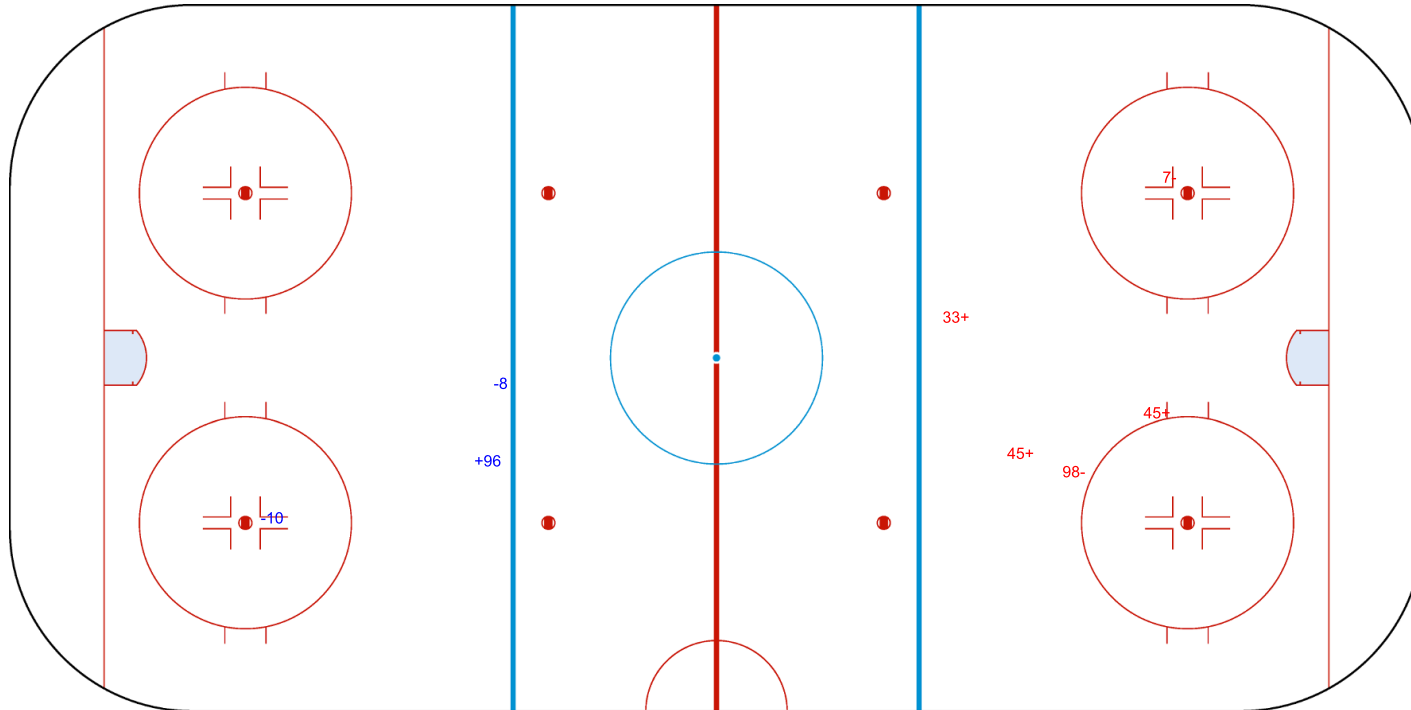
SSP (>): 0

SSG (+): 3

SPG (-): 2



GK 19 of JPN





Tarlan Arena

TUE 10 OCT 2023

Start Time 11:00

Ice Hockey

Mixed

Round Robin, Game 10



Shots by JPN

Goals (o): 0

SSG (+): 2

SSP (<): 0

SPG (-): 0



GK 18 of SVK



Overtime



Shots by SVK

Goals (o): 0

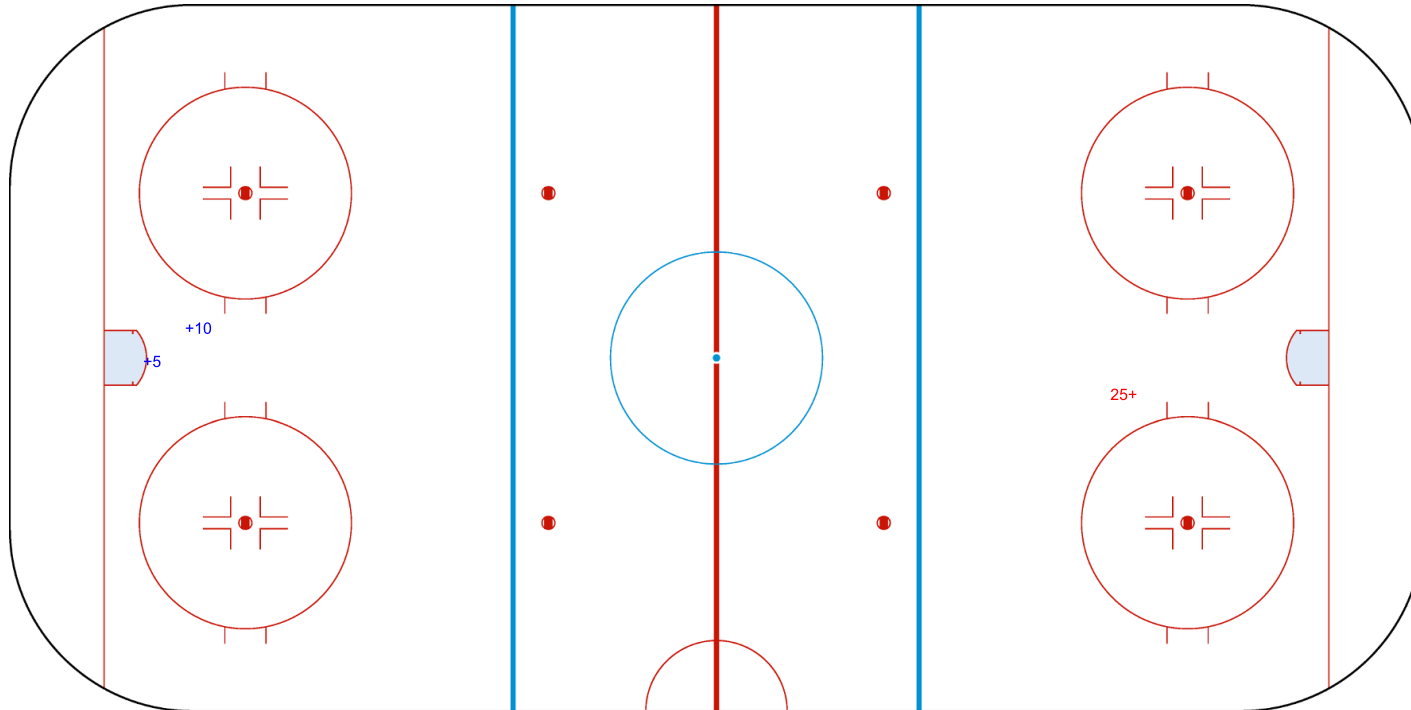
SSG (+): 1

SSP (>): 0

SPG (-): 0



GK 19 of JPN



<b>Legend:</b>							
<b>GK</b>	Goalkeeper	<b>SPG</b>	Shots past goal	<b>SSG</b>	Shots saved by goalkeeper	<b>SSP</b>	Shots saved by player



### Face-off Chart JPN - SVK

#### PERIOD 1

	JPN		SVK		JPN		SVK		JPN		SVK		Total wins all zones				
	Def. zone	Att. zone	Neutral zone	Neutral zone	Att. zone	Def. zone	Att. zone	Def. zone	Att. zone	Def. zone							
	- 32	+ 45	+ 10	- 25	+ 10	- 25	+ 10	- 25	- 10	+ 25	- 10	+ 25	<table border="1"> <thead> <tr> <th>JPN</th> <th>SVK</th> </tr> </thead> <tbody> <tr> <td>5 / 31%</td> <td>11 / 69%</td> </tr> </tbody> </table>	JPN	SVK	5 / 31%	11 / 69%
JPN	SVK																
5 / 31%	11 / 69%																
	- 10	+ 7	+ 10	- 25	- 10	+ 11	- 32	+ 25	- 10	+ 7	- 32	+ 25					
			+ 32	- 25	+ 10	- 98	- 32	+ 7	- 10	+ 25	- 10	+ 7					
			- 32	+ 7	- 10	+ 11	- 10	+ 25	- 10	+ 7							
			- 10	+ 11	- 10	+ 25											
Total wins / period	0 / 0%	2 / 100%	4 / 50%	4 / 50%	1 / 17%	5 / 83%											

#### PERIOD 2

	JPN		SVK		JPN		SVK		JPN		SVK		Total wins all zones				
	Def. zone	Att. zone	Neutral zone	Neutral zone	Att. zone	Def. zone	Att. zone	Def. zone	Att. zone	Def. zone							
	- 32	+ 45	- 10	+ 25	+ 10	- 25	+ 10	- 25					<table border="1"> <thead> <tr> <th>JPN</th> <th>SVK</th> </tr> </thead> <tbody> <tr> <td>2 / 40%</td> <td>3 / 60%</td> </tr> </tbody> </table>	JPN	SVK	2 / 40%	3 / 60%
JPN	SVK																
2 / 40%	3 / 60%																
	- 32	+ 25			+ 10	- 11											
Total wins / period	0 / 0%	2 / 100%	0 / 0%	1 / 100%	2 / 100%	0 / 0%											

#### PERIOD 3

	JPN		SVK		JPN		SVK		JPN		SVK		Total wins all zones				
	Def. zone	Att. zone	Neutral zone	Neutral zone	Att. zone	Def. zone	Att. zone	Def. zone	Att. zone	Def. zone							
	+ 10	- 45	+ 10	- 45	- 58	+ 25	+ 10	- 25	- 10	+ 45	+ 10	- 98	<table border="1"> <thead> <tr> <th>JPN</th> <th>SVK</th> </tr> </thead> <tbody> <tr> <td>5 / 45%</td> <td>6 / 55%</td> </tr> </tbody> </table>	JPN	SVK	5 / 45%	6 / 55%
JPN	SVK																
5 / 45%	6 / 55%																
	- 10	+ 11	- 10	+ 45	+ 10	- 25	- 10	+ 45	+ 10	- 98	+ 10	- 45					
	- 96	+ 7			+ 10	- 98											
	- 10	+ 7			+ 10	- 45											
Total wins / period	1 / 25%	3 / 75%	1 / 50%	1 / 50%	3 / 60%	2 / 40%											

#### OVERTIME

	JPN		SVK		JPN		SVK		JPN		SVK		Total wins all zones				
	Def. zone	Att. zone	Neutral zone	Neutral zone	Att. zone	Def. zone	Att. zone	Def. zone	Att. zone	Def. zone							
	+ 10	- 11	- 10	+ 45	+ 10	- 11	+ 10	- 45					<table border="1"> <thead> <tr> <th>JPN</th> <th>SVK</th> </tr> </thead> <tbody> <tr> <td>3 / 75%</td> <td>1 / 25%</td> </tr> </tbody> </table>	JPN	SVK	3 / 75%	1 / 25%
JPN	SVK																
3 / 75%	1 / 25%																
					+ 10	- 45											
Total wins / period	1 / 100%	0 / 0%	0 / 0%	1 / 100%	2 / 100%	0 / 0%											

#### TOTAL

	JPN		SVK		JPN		SVK		JPN		SVK		Total wins all zones				
	Def. zone	Att. zone	Neutral zone	Neutral zone	Att. zone	Def. zone	Att. zone	Def. zone	Att. zone	Def. zone							
Total wins / game	2 / 22%	7 / 78%	5 / 42%	7 / 58%	8 / 53%	7 / 47%							<table border="1"> <thead> <tr> <th>JPN</th> <th>SVK</th> </tr> </thead> <tbody> <tr> <td>15 / 42%</td> <td>21 / 58%</td> </tr> </tbody> </table>	JPN	SVK	15 / 42%	21 / 58%
JPN	SVK																
15 / 42%	21 / 58%																



HEAD TO HEAD

		SVK									
	No.	7	11	25	45	98	Tot	wins JPN	Dz	Nz	Az
JPN	10	0 - 4	3 - 3	5 - 3	4 - 3	2 - 0	27	14 52%	2 40%	4 40%	8 67%
	32	0 - 1		1 - 3	0 - 2		7	1 14%	0 0%	1 50%	0 0%
	58			0 - 1			1	0 0%			0 0%
	96	0 - 1					1	0 0%	0 0%		
	<b>Tot</b>	<b>6</b>	<b>6</b>	<b>13</b>	<b>9</b>	<b>2</b>	<b>36</b>	<b>15 42%</b>	<b>2 22%</b>	<b>5 42%</b>	<b>8 53%</b>
<b>wins SVK</b>	<b>6</b>	<b>3</b>	<b>7</b>	<b>5</b>	<b>0</b>	<b>21</b>	<b>58%</b>				
<b>Dz</b>	<b>2</b>	<b>0</b>	<b>4</b>	<b>1</b>	<b>0</b>	<b>7</b>	<b>47%</b>				
<b>Nz</b>	<b>1</b>	<b>2</b>	<b>2</b>	<b>2</b>	<b>0</b>	<b>7</b>	<b>58%</b>				
<b>Az</b>	<b>3</b>	<b>1</b>	<b>1</b>	<b>2</b>		<b>7</b>	<b>78%</b>				

<b>Legend:</b>									
<b>Az</b>	Attacking zone	<b>Dz</b>	Defending zone	<b>No.</b>	Jersey number	<b>Nz</b>	Neutral zone	<b>Tot.</b>	Total face-offs played



### Game Roster

#### FIN - GBR

**Referee**

WEBINGER Kevin (CAN)

**Linesmen**

DAUPHINEE Dylan (CAN) , LONNQVIST Tom (FIN)

**Goalkeepers**

**Team: FIN**

No.	Name	Gen	GP	MIP	GA	SVS	SOG	SVS%	GAA
35	KARKO Timo	M	3	81:25	11	30	41	73.17	6.08
74	HEIKKILA Pasi	M	3	53:35	11	23	34	67.65	9.24

**Team Roster**

**Team: FIN (Blue)**

No.	Pos.	Name	Gen	GP	G	A	PTS	PIM	+/-
6	D	VESIKANSA Markku	M	3	0	0	0	4	-5
8	D	ROPONEN Jani	M	3	0	0	0	2	-13
12	D	PAKARINEN Lasse	M	3	0	0	0	0	-4
13	F	HIRVELA Markku	M	3	0	0	0	0	-8
16	F	ALESTALO Aki	M	3	1	0	1	0	-8
17	F	KANGASTIE Harri	M	3	0	1	1	4	-8
25	F	HIMANEN Juhamatti	M	3	0	0	0	0	-9
26	D	ROVIO Eemi	M	3	0	0	0	0	-8
35	GK	KARKO Timo	M	3	0	0	0	0	
36	F	LEHTO Markus	M	3	0	0	0	0	-5
74	GK	HEIKKILA Pasi	M	3	0	0	0	0	
96	F	NISKANEN Tuomo	M	3	0	1	1	6	-7

**Head Coach:** HARKALA Jari

**Team: GBR**

No.	Name	Gen	GP	MIP	GA	SVS	SOG	SVS%	GAA
20	HACKWORTH Bryan	M	3	128:30	35	56	91	61.54	12.26
30	ROGERS-HARTLEY Susi	F	3	06:30	1	4	5	80.00	6.92

**Team: GBR (White)**

No.	Pos.	Name	Gen	GP	G	A	PTS	PIM	+/-
7	F	WATTS Dani	F	3	0	0	0	0	-9
8	F	QUIRK Stacey	F	3	0	0	0	0	-16
9	F	CHRISTOPHER Tyler	M	3	0	1	1	4	-15
10	F	GREGORY Felicity	F	3	0	0	0	0	-15
13	F	FARMER Gary	M	3	0	0	0	20	-20
18	F	O'BRIEN Ben	M	3	0	0	0	0	-9
20	GK	HACKWORTH Bryan	M	3	0	0	0	0	
21	D	EMMERSON Leanne	F	3	0	0	0	0	-2
22	D	le GALLOUDEC Jonathon	M	3	0	0	0	0	-22
28	D	COLQUITT Mark	M	3	0	0	0	0	-12
30	GK	ROGERS-HARTLEY Susi	F	3	0	0	0	0	
33	D	BROWN Paul	M	3	0	0	0	0	-6
88	D	STEPHENS Nathan	M	3	2	0	2	2	-18
94	F	McLEAN Emily	F	3	0	0	0	0	-11

**Head Coach:** OFFERS Ian

<b>Legend:</b>		
<b>+/-</b> Plus/minus net	<b>A</b> Assists	<b>D</b> Defence
<b>G</b> Goals	<b>GA</b> Goals against	<b>GAA</b> Goals against as average per 45 minutes
<b>GK</b> Goalkeeper	<b>GP</b> Games played	<b>M</b> Male
<b>No.</b> Jersey number	<b>PIM</b> Penalties in minutes	<b>Pos.</b> Position
<b>SOG</b> Shots on goal	<b>SVS</b> Saves	<b>SVS%</b> Saves in percentage
		<b>F</b> Female / Forward
		<b>Gen</b> Gender
		<b>MIP</b> Minutes and seconds played
		<b>PTS</b> Points



## Line-ups

## FIN - GBR

## Referee

WEBINGER Kevin (CAN)

## Goalkeepers

Team: FIN

No.	Name	Gen
35	KARKO Timo	M
74	HEIKKILA Pasi	M

## Team Line-ups

Team: FIN (Blue)

No.	Pos.	Name	Gen
12	D	PAKARINEN Lasse +A	M
26	D	ROVIO Eemi	M
13	F	HIRVELA Markku +A	M
17	F	KANGASTIE Harri +C	M
36	F	LEHTO Markus	M
6	D	VESIKANSA Markku	M
8	D	ROPONEN Jani	M
16	F	ALESTALO Aki	M
25	F	HIMANEN Juhamatti	M
96	F	NISKANEN Tuomo	M

Head Coach: HARKALA Jari

## Linesmen

DAUPHINEE Dylan (CAN) , LONNQVIST Tom (FIN)

Team: GBR

No.	Name	Gen
20	HACKWORTH Bryan	M
30	ROGERS-HARTLEY Susi	F

Team: GBR (White)

No.	Pos.	Name	Gen
22	D	le GALLOUDEC Jonathon +A	M
28	D	COLQUITT Mark	M
8	F	QUIRK Stacey	F
9	F	CHRISTOPHER Tyler +C	M
13	F	FARMER Gary	M
21	D	EMMERSON Leanne	F
88	D	STEPHENS Nathan +A	M
7	F	WATTS Dani	F
10	F	GREGORY Felicity	F
94	F	McLEAN Emily	F
33	D	BROWN Paul	M
18	F	O'BRIEN Ben	M

Head Coach: OFFERS Ian

## Legend:

<b>+A</b>	Assistant Captain	<b>+C</b>	Captain	<b>D</b>	Defence	<b>F</b>	Female / Forward
<b>Gen</b>	Gender	<b>M</b>	Male	<b>No.</b>	Jersey number	<b>Pos.</b>	Position





### Graphical Line-ups

#### FIN - GBR

**Referee**  
WEBINGER Kevin (CAN)

**Linesmen**  
DAUPHINEE Dylan (CAN) , LONNQVIST Tom (FIN)

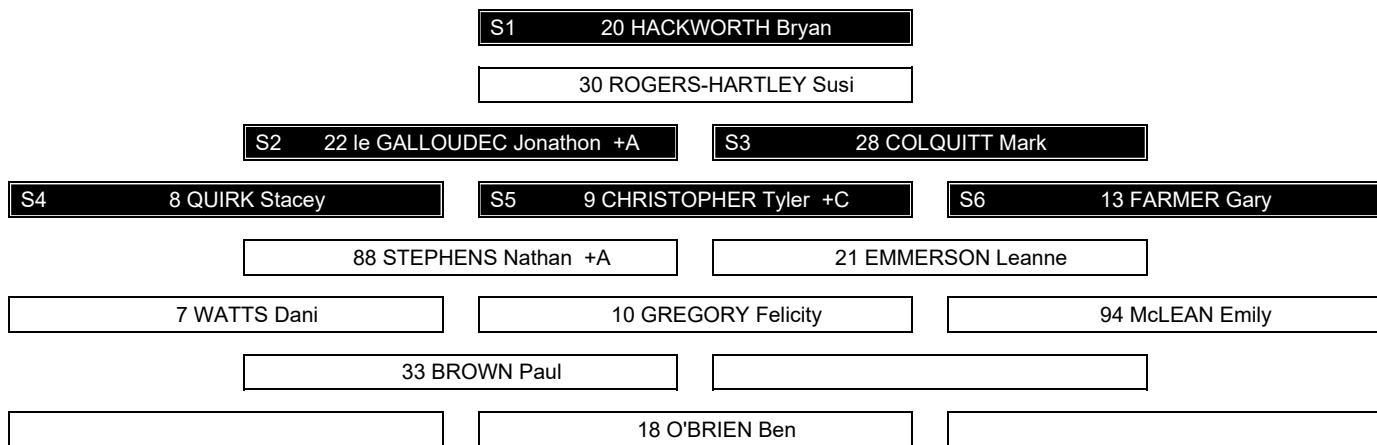
**Team:** FIN - Finland (Blue)

**Head Coach:** HARKALA Jari



**Team:** GBR - Great Britain (White)

**Head Coach:** OFFERS Ian



<b>Legend:</b>	<b>+A</b> Assistant Captain	<b>+C</b> Captain	<b>Sn</b> Starting position
----------------	-----------------------------	-------------------	-----------------------------



### Game Summary

**FIN - GBR 1 - 4 (1 - 0 , 0 - 3 , 0 - 1)**

Spectators	Referee	Linesmen
62	WEBINGER Kevin (CAN)	DAUPHINEE Dylan (CAN) , LONNQVIST Tom (FIN)

#### Team Statistics

Period	Score	SVS	SOG	PIM	TPP	PPG	SHG
1	1 : 0	5 : 3	4 : 5	2 : 4	04:00 : 02:00	0 : 0	0 : 0
2	0 : 3	1 : 3	3 : 4	0 : 2	02:00 : 00:00	0 : 0	0 : 0
3	0 : 1	2 : 3	3 : 3	0 : 2	02:00 : 00:00	0 : 0	0 : 0
<b>Total</b>	<b>1 : 4</b>	<b>8 : 9</b>	<b>10 : 12</b>	<b>2 : 8</b>	<b>08:00 : 02:00</b>	<b>0 : 0</b>	<b>0 : 0</b>

#### 1st Period

Action	Time	ET/Res	Team	Type	No.	Name	(G) Name of Assistant(s) / Action Description
GK	00:00		GBR		20	HACKWORTH B	- Goalkeeper in
GK	00:00		FIN		35	KARKO T	- Goalkeeper in
Penalty	02:13	04:13	GBR	2 min.	88	STEPHENS N	- Tripping
Penalty	04:48	06:48	FIN	2 min.	96	NISKANEN T	- Teeing
<b>Goal</b>	<b>11:24</b>	<b>1 : 0</b>	<b>FIN</b>	<b>EQ</b>	<b>36</b>	<b>LEHTO M</b>	(1) 13 HIRVELA M On Ice FIN 35 12 13 17 26 36 GBR 20 9 13 33 88 94
Penalty	12:35	14:35	GBR	2 min.	13	FARMER G	- Holding an opponent

#### 2nd Period

Action	Time	ET/Res	Team	Type	No.	Name	(G) Name of Assistant(s) / Action Description
<b>Goal</b>	<b>16:02</b>	<b>1 : 1</b>	<b>GBR</b>	<b>EQ</b>	<b>88</b>	<b>STEPHENS N</b>	(3) 9 CHRISTOPHER T On Ice FIN 35 12 13 17 26 36 GBR 20 9 13 22 28 88
<b>Goal</b>	<b>17:43</b>	<b>1 : 2</b>	<b>GBR</b>	<b>EQ</b>	<b>13</b>	<b>FARMER G</b>	(1) 88 STEPHENS N On Ice FIN 35 12 13 17 26 36 22 le GALLOUDEC J GBR 20 9 13 22 28 88
Penalty	24:17	26:17	GBR	2 min.	28	COLQUITT M	- Teeing
<b>Goal</b>	<b>28:44</b>	<b>1 : 3</b>	<b>GBR</b>	<b>EQ</b>	<b>9</b>	<b>CHRISTOPHER T</b>	(1) 88 STEPHENS N On Ice FIN 35 8 12 13 17 96 33 BROWN P GBR 20 9 13 21 33 88

#### 3rd Period

Action	Time	ET/Res	Team	Type	No.	Name	(G) Name of Assistant(s) / Action Description
Penalty	31:49	33:49	GBR	2 min.	28	COLQUITT M	- Interference
Time-out	42:17		FIN				
GK	42:17		FIN				35 KARKO T - Goalkeeper out
<b>Goal</b>	<b>43:44</b>	<b>1 : 4</b>	<b>GBR</b>	<b>EQ</b>	<b>9</b>	<b>CHRISTOPHER T</b>	(2) On Ice FIN 6 13 16 17 26 96 GBR 20 9 13 22 28 88
Time-out	43:44		GBR				
GK	45:00		GBR				20 HACKWORTH B - Goalkeeper out

#### Goalkeeper Records

Team : FIN - Finland

No.	Name	SOG	SVS	MIP
35	KARKO Timo	11	8	42:17
74	HEIKKILA Pasi			

Team : GBR - Great Britain

No.	Name	SOG	SVS	MIP
20	HACKWORTH Bryan	10	9	45:00
30	ROGERS-HARTLEY Susi			

#### Game Statistics

Team : FIN (Blue)

Head Coach : HARKALA Jari

No.	Pos.	Name	Gen	G	A	P	PIM	FO+	FO-	FO+/-	FO%	Shots on Goal					+/-	Time on Ice					
												1	2	3	OT	TS		1	2	3	OT	TOT	SHF
12	D	PAKARINEN Lasse +A	M	0	0	0	0	0	0	0	0.00	0	0	1	1	-2	0:00	0:00	0:00	0:00	0:00	0	0:00
13	F	HIRVELA Markku +A	M	0	1	1	0	0	0	0	0.00	0	1	0	1	-3	0:00	0:00	0:00	0:00	0:00	0	0:00
17	F	KANGASTIE Harri +C	M	0	0	0	0	14	19	-5	42.42	1	1	2	4	-3	0:00	0:00	0:00	0:00	0:00	0	0:00
26	D	ROVIO Eemi	M	0	0	0	0	0	1	-1	0.00	0	0	0	0	-2	0:00	0:00	0:00	0:00	0:00	0	0:00
36	F	LEHTO Markus	M	1	0	1	0	2	0	2	100.00	2	0	0	2	-1	0:00	0:00	0:00	0:00	0:00	0	0:00



TUE 10 OCT 2023

Start Time 15:00  
End Time 16:48

Mixed

Round Robin, Game 11



Head Coach : HARKALA Jari											Shots on Goal				Time on Ice								
No.	Pos.	Name	Gen	G	A	P	PIM	FO+	FO-FO+/-	FO%	1	2	3	OT	TS	+/-	1	2	3	OT	TOT	SHF	AVG
6	D	VESIKANSA Markku	M	0	0	0	0	0	2	-2	0.00	0	0	0	0	-1	0:00	0:00	0:00		0:00	0	0:00
8	D	ROPONEN Jari	M	0	0	0	0	0	0	0.00	0	0	0	0	0	-1	0:00	0:00	0:00		0:00	0	0:00
16	F	ALESTALO Aki (BP)	M	0	0	0	0	2	0	2	100.00	1	1	0	2	-1	0:00	0:00	0:00		0:00	0	0:00
25	F	HIMANEN Juhamatti	M	0	0	0	0	0	0	0.00	0	0	0	0	0	0	0:00	0:00	0:00		0:00	0	0:00
96	F	NISKANEN Tuomo	M	0	0	0	2	0	0	0.00	0	0	0	0	0	-2	0:00	0:00	0:00		0:00	0	0:00
35	GK	KARKO Timo	M	0	0	0	0				0	0	0	0	0								
74	GK	HEIKKILA Pasi	M	0	0	0	0				0	0	0	0	0								
<b>Total</b>				<b>1</b>	<b>1</b>	<b>2</b>	<b>2</b>	<b>18</b>	<b>22</b>	<b>-4</b>	<b>45.00</b>	<b>4</b>	<b>3</b>	<b>3</b>	<b>10</b>								

Team : GBR (White)											Shots on Goal				Time on Ice								
No.	Pos.	Name	Gen	G	A	P	PIM	FO+	FO-FO+/-	FO%	1	2	3	OT	TS	+/-	1	2	3	OT	TOT	SHF	AVG
8	F	QUIRK Stacey	F	0	0	0	0	0	0	0.00	0	0	0	0	0	0	0:00	0:00	0:00		0:00	0	0:00
9	F	CHRISTOPHER Tyler +C	M	2	1	3	0	15	11	4	57.69	0	1	1	2	+3	0:00	0:00	0:00		0:00	0	0:00
13	F	FARMER Gary (BP)	M	1	0	1	2	0	0	0.00	1	2	0	3	+3	0:00	0:00	0:00		0:00	0	0:00	
22	D	le GALLOUDEC Jonathon +A	M	0	1	1	0	0	0	0.00	0	0	0	0	0	+3	0:00	0:00	0:00		0:00	0	0:00
28	D	COLQUITT Mark	M	0	0	0	4	0	0	0.00	1	0	0	1	+3	0:00	0:00	0:00		0:00	0	0:00	
7	F	WATTS Dani	F	0	0	0	0	4	4	0	50.00	0	0	0	0	0	0:00	0:00	0:00		0:00	0	0:00
10	F	GREGORY Felicity	F	0	0	0	0	2	1	1	66.67	0	0	0	0	0	0:00	0:00	0:00		0:00	0	0:00
21	D	EMMERSON Leanne	F	0	0	0	0	0	0	0.00	0	0	0	0	0	+1	0:00	0:00	0:00		0:00	0	0:00
88	D	STEPHENS Nathan +A	M	1	2	3	2	1	2	-1	33.33	2	1	1	4	+3	0:00	0:00	0:00		0:00	0	0:00
94	F	McLEAN Emily	F	0	0	0	0	0	0	0.00	0	0	0	0	0	-1	0:00	0:00	0:00		0:00	0	0:00
18	F	O'BRIEN Ben	M	0	0	0	0	0	0	0.00	0	0	0	0	0	0	0:00	0:00	0:00		0:00	0	0:00
33	D	BROWN Paul	M	0	1	1	0	0	0	0.00	1	0	1	2	0	0:00	0:00	0:00		0:00	0	0:00	
20	GK	HACKWORTH Bryan	M	0	0	0	0				0	0	0	0	0								
30	GK	ROGERS-HARTLEY Susi	F	0	0	0	0				0	0	0	0	0								
<b>Total</b>				<b>4</b>	<b>5</b>	<b>9</b>	<b>8</b>	<b>22</b>	<b>18</b>	<b>4</b>	<b>55.00</b>	<b>5</b>	<b>4</b>	<b>3</b>	<b>12</b>								

Round Robin

R	Team	GP	W	OTW	OTL	L	GDF	GF : GA	PTS
1	JPN	4	3	1	0	0	+21	23 : 2	11
2	SVK	4	3	0	1	0	+34	39 : 5	10
3	SWE	3	2	0	0	1	+10	12 : 2	6
4	KAZ	3	1	0	0	2	-10	7 : 17	3
5	GBR	4	1	0	0	3	-31	6 : 37	3
6	FIN	4	0	0	0	4	-24	2 : 26	0


	FIN	GBR	JPN	KAZ	SVK	SWE
FIN	*****	1:4	WED 11 OCT 11:00	1:6	0:9	0:7
GBR	4:1	*****	0:13	WED 11 OCT 19:00	1:18	1:5
JPN	WED 11 OCT 11:00	13:0	*****	6:0	3:2	1:0
KAZ	6:1	WED 11 OCT 19:00	0:6	*****	1:10	TUE 10 OCT 19:00
SVK	9:0	18:1	2:3	10:1	*****	WED 11 OCT 15:00
SWE	7:0	5:1	0:1	TUE 10 OCT 19:00	WED 11 OCT 15:00	*****

Legend:		
<b>(G)</b>	Goals in tournament	<b>+/-</b> Plus/minus net
<b>A</b>	Assists	<b>D</b> Defence
<b>ET/Res</b>	Penalty end time/Result of game	<b>F</b> Female / Forward
<b>FO+</b>	Face-offs won	<b>FO+/-</b> Face-offs net
<b>GDF</b>	Goal difference	<b>Gen</b> Gender
<b>GP</b>	Games played	<b>L</b> Losses
<b>No.</b>	Jersey number	<b>OT</b> Overtime
<b>P</b>	Points	<b>PIM</b> Penalties in minutes
<b>PTS</b>	Points	<b>R</b> Rank
<b>SVS</b>	Saves	<b>TPP</b> Time on power play
		<b>+A</b> Assistant Captain
		<b>ENG</b> Empty net goal
		<b>FO-</b> Face-offs lost
		<b>G</b> Goals
		<b>GF</b> Goals for
		<b>M</b> Male
		<b>OTL</b> Overtime losses
		<b>Pos.</b> Position
		<b>SHG</b> Shorthanded goals
		<b>TS</b> Total shots
		<b>+C</b> Captain
		<b>EQ</b> Equal strength
		<b>FO%</b> Face-offs won as percentage
		<b>GA</b> Goals against
		<b>GK</b> Goalkeeper
		<b>MIP</b> Minutes in play (GK)
		<b>OTW</b> Overtime wins
		<b>PPG</b> Power play goals
		<b>SOG</b> Shots on goal
		<b>W</b> Wins



### Shot Chart FIN - GBR

Shots by FIN  
Goals (o): 1    SSG (+): 3  
SSP (<): 0    SPG (-): 2



GK 20 of GBR



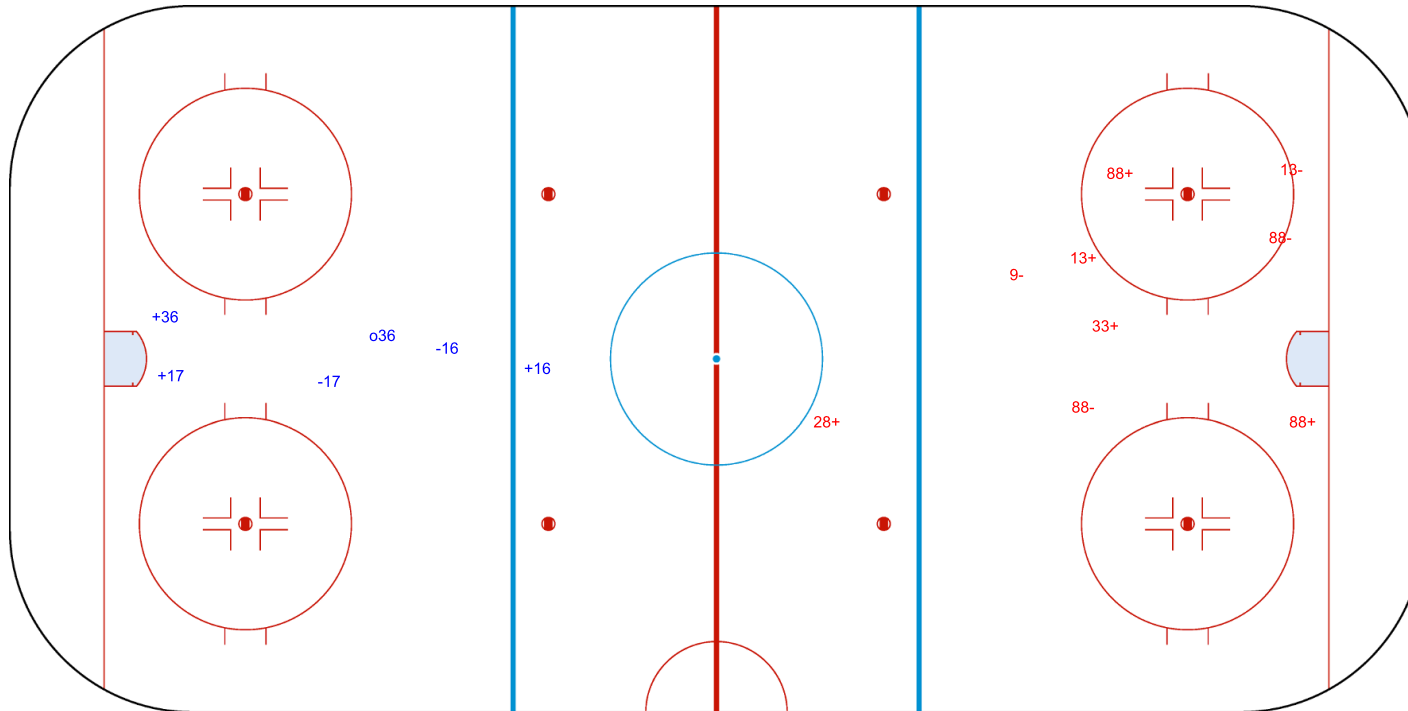
Period: 1



Shots by GBR  
Goals (o): 0    SSG (+): 5  
SSP (>): 0    SPG (-): 4



GK 35 of FIN





Tarlan Arena

TUE 10 OCT 2023

Start Time 15:00

Ice Hockey

Mixed

Round Robin, Game 11



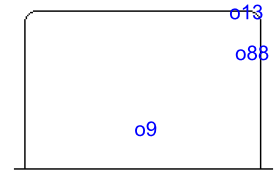
Shots by GBR

Goals (o): 3

SSG (+): 1

SSP (<): 0

SPG (-): 1



GK 35 of FIN



Period: 2



Shots by FIN

Goals (o): 0

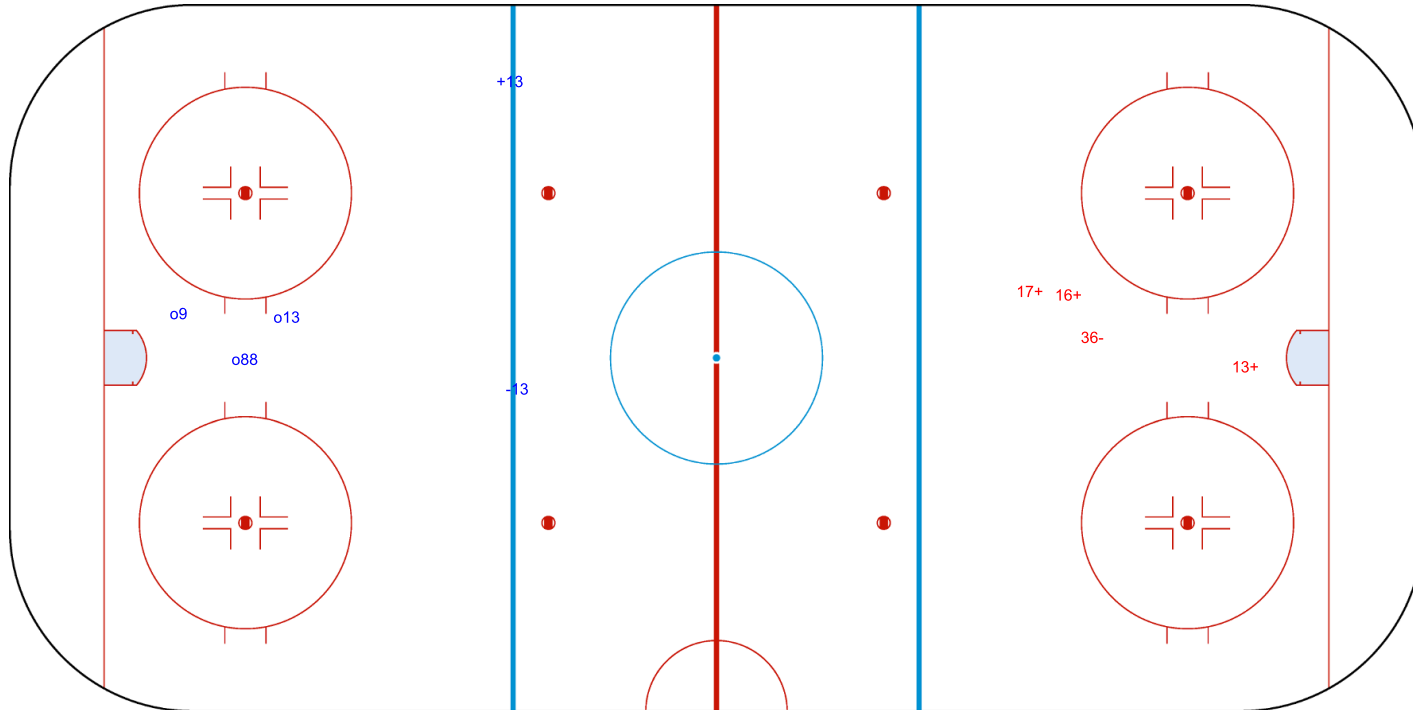
SSG (+): 3

SSP (>): 0

SPG (-): 1



GK 20 of GBR





Tarlan Arena

TUE 10 OCT 2023

Start Time 15:00

Ice Hockey

Mixed

Round Robin, Game 11



Shots by FIN

Goals (o): 0

SSG (+): 3

SSP (<): 0

SPG (-): 4



GK 20 of GBR



Period: 3



Shots by GBR

Goals (o): 1

SSG (+): 2

SSP (>): 0

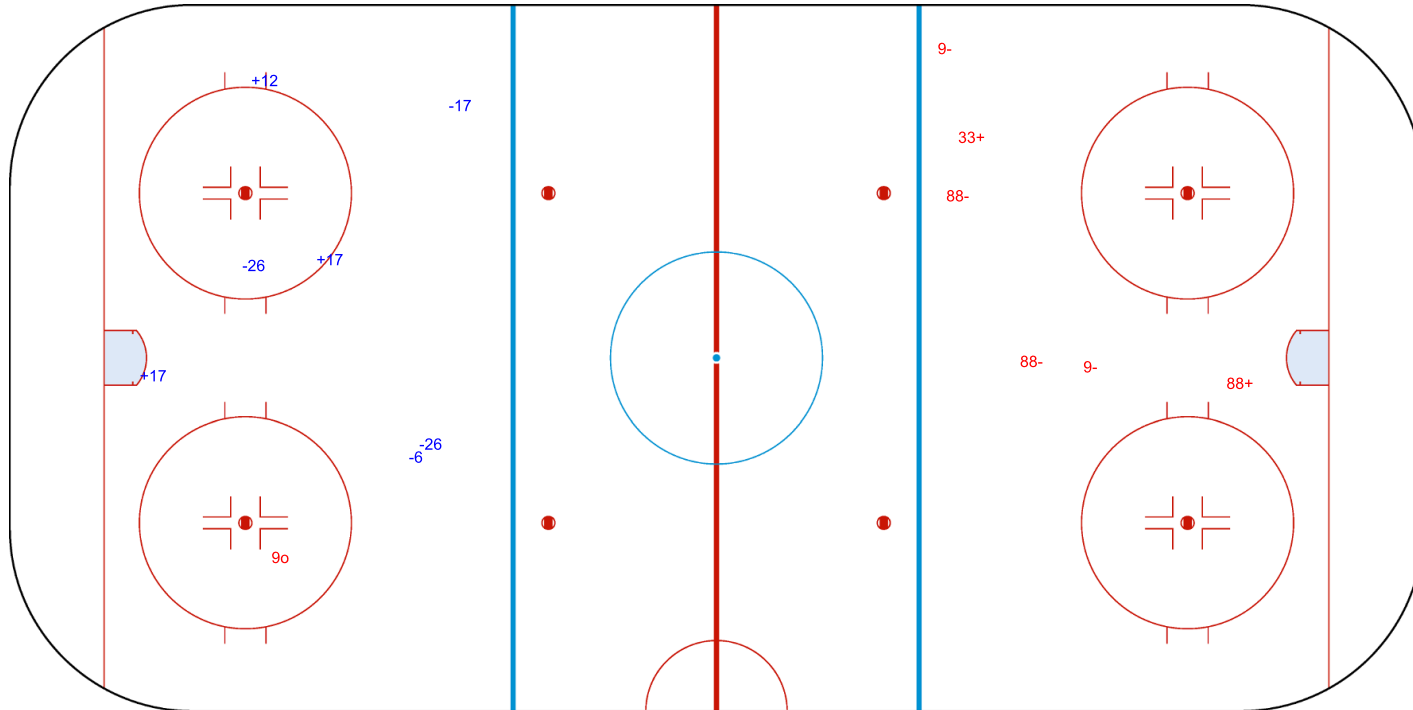
SPG (-): 4



GK 35 of FIN



ENG



<b>Legend:</b>	<b>ENG</b> Empty net goal	<b>GK</b> Goalkeeper	<b>SPG</b> Shots past goal	<b>SSG</b> Shots saved by goalkeeper	<b>SSP</b> Shots saved by player
----------------	---------------------------	----------------------	----------------------------	--------------------------------------	----------------------------------



### Face-off Chart FIN - GBR

#### PERIOD 1

	FIN		GBR		FIN		GBR		FIN		GBR	
	Def. zone	Att. zone	Neutral zone		Att. zone	Def. zone	Neutral zone		Att. zone	Def. zone	Neutral zone	
	- 17	+ 9	- 17	+ 9	+ 17	- 9	- 17	+ 9	- 17	+ 88	- 17	+ 9
	- 17	+ 9	- 17	+ 7	- 17	+ 9	- 17	+ 7	+ 17	- 9	- 17	+ 9
	- 26	+ 9			- 17	+ 7	- 17	+ 7	+ 17	- 9	- 17	+ 9
	- 17	+ 9			+ 17	- 9	+ 17	- 9	+ 17	- 9	- 17	+ 9
	- 6	+ 9			+ 17	- 9	+ 17	- 9	+ 17	- 9	- 17	+ 9
Total wins / period	0 / 0%	6 / 100%	0 / 0%	2 / 100%	3 / 50%	3 / 50%	3 / 50%	3 / 50%	3 / 21%	11 / 79%	Total wins all zones	

#### PERIOD 2

	FIN		GBR		FIN		GBR		FIN		GBR	
	Def. zone	Att. zone	Neutral zone		Att. zone	Def. zone	Neutral zone		Att. zone	Def. zone	Neutral zone	
			- 17	+ 9	- 17	+ 9	- 17	+ 9	- 17	+ 9	- 17	+ 9
			+ 17	- 9	+ 17	- 7	+ 17	- 7	+ 17	- 7	+ 17	- 7
			+ 17	- 88	- 17	+ 9	- 17	+ 9	- 17	+ 9	- 17	+ 9
			+ 17	- 9	+ 17	- 9	+ 17	- 9	+ 17	- 9	+ 17	- 9
			+ 17	- 88	- 17	+ 7	- 17	+ 7	- 17	+ 7	- 17	+ 7
			+ 17	- 7	+ 17	- 7	+ 17	- 7	+ 17	- 7	+ 17	- 7
Total wins / period			5 / 83%	1 / 17%	3 / 50%	3 / 50%	3 / 50%	3 / 50%	8 / 67%	4 / 33%	Total wins all zones	

#### PERIOD 3

	FIN		GBR		FIN		GBR		FIN		GBR	
	Def. zone	Att. zone	Neutral zone		Att. zone	Def. zone	Neutral zone		Att. zone	Def. zone	Neutral zone	
	- 17	+ 9	- 17	+ 9	- 17	+ 9	- 17	+ 9	- 17	+ 9	- 17	+ 9
			+ 17	- 9	- 17	+ 9	- 17	+ 9	- 17	+ 10	- 17	+ 10
			+ 17	- 9	- 17	+ 10	- 17	+ 10	+ 17	- 10	- 17	+ 10
					+ 36	- 7	+ 36	- 7	+ 36	- 7	+ 36	- 7
					- 6	+ 9	- 6	+ 9	- 6	+ 9	- 6	+ 9
					+ 36	- 9	+ 36	- 9	+ 36	- 9	+ 36	- 9
					+ 16	- 9	+ 16	- 9	+ 16	- 9	+ 16	- 9
					+ 16	- 9	+ 16	- 9	+ 16	- 9	+ 16	- 9
Total wins / period	0 / 0%	1 / 100%	2 / 67%	1 / 33%	5 / 50%	5 / 50%	5 / 50%	5 / 50%	7 / 50%	7 / 50%	Total wins all zones	

#### TOTAL

	FIN		GBR		FIN		GBR		FIN		GBR	
	Def. zone	Att. zone	Neutral zone		Att. zone	Def. zone	Neutral zone		Att. zone	Def. zone	Neutral zone	
Total wins / game	0 / 0%	7 / 100%	7 / 64%	4 / 36%	11 / 50%	11 / 50%	11 / 50%	11 / 50%	18 / 45%	22 / 55%	Total wins all zones	



HEAD TO HEAD

		GBR								
	No.	7	9	10	88	Tot	wins FIN	Dz	Nz	Az
FIN	6		0 - 2			2	0 0%	0 0%		0 0%
	16		2 - 0			2	2 100%			2 100%
	17	3 - 4	8 - 12	1 - 2	2 - 1	33	14 42%	0 0%	7 64%	7 41%
	26		0 - 1			1	0 0%	0 0%		
	36	1 - 0	1 - 0			2	2 100%			2 100%
	<b>Tot</b>	<b>8</b>	<b>26</b>	<b>3</b>	<b>3</b>	<b>40</b>	<b>18 45%</b>	<b>0 0%</b>	<b>7 64%</b>	<b>11 50%</b>
<b>wins GBR</b>	<b>4 50%</b>	<b>15 58%</b>	<b>2 67%</b>	<b>1 33%</b>	<b>22 55%</b>					
<b>Dz</b>	<b>2 40%</b>	<b>6 46%</b>	<b>2 67%</b>	<b>1 100%</b>	<b>11 50%</b>					
<b>Nz</b>	<b>1 50%</b>	<b>3 43%</b>		<b>0 0%</b>	<b>4 36%</b>					
<b>Az</b>	<b>1 100%</b>	<b>6 100%</b>			<b>7 100%</b>					

<b>Legend:</b>									
<b>Az</b>	Attacking zone	<b>Dz</b>	Defending zone	<b>No.</b>	Jersey number	<b>Nz</b>	Neutral zone	<b>Tot.</b>	Total face-offs played





### Game Roster

#### SWE - KAZ

**Referee**

NEDELKOVIC Ivan (BIH)

**Linesmen**

HUS Igor (SVK) , RUNDSTROM Tony (SWE)

**Goalkeepers**

**Team: SWE**

No.	Name	Gen	GP	MIP	GA	SVS	SOG	SVS%	GAA
5	NILSSON Ulf	M	3	135:00	2	20	22	90.91	0.67
24	JANSSON Dennis	M	3	00:00	0	0	0	0.00	0.00

**Team Roster**

**Team: SWE (Yellow)**

No.	Pos.	Name	Gen	GP	G	A	PTS	PIM	+/-
5	GK	NILSSON Ulf	M	3	0	0	0	0	
6	D	NILSSON Peter	M	3	2	3	5	2	+4
9	D	LILJEBAEK Hugo	M	3	1	1	2	2	+7
10	F	MENG Robin	M	3	2	3	5	0	+5
15	F	PERSSON Caroline	F	3	1	0	1	2	+1
16	F	SEDELL Emil	M	3	0	1	1	2	+2
18	F	OJALA Peter	M	3	2	0	2	0	+4
21	F	MOBERG Christer	M	3	2	1	3	4	+4
23	D	EKLUND Magnus	M	3	0	0	0	0	+1
24	GK	JANSSON Dennis	M	3	0	0	0	0	
37	D	STRANDMARK Johan	M	3	0	1	1	0	+4
68	F	LOPEZ Markus	M	3	2	7	9	4	+8

**Head Coach:** LAHTINEN Timo

**Team: KAZ**

No.	Name	Gen	GP	MIP	GA	SVS	SOG	SVS%	GAA
1	MUKATOV Beimbet	M	3	45:00	6	15	21	71.43	6.00
20	BASMANOV Oleg	M	3	90:00	11	17	28	60.71	5.50

**Team: KAZ (Blue)**

No.	Pos.	Name	Gen	GP	G	A	PTS	PIM	+/-
1	GK	MUKATOV Beimbet	M	3	0	0	0	0	
4	D	SHORMANOV Sundet	M	3	0	0	0	2	-3
5	D	ZHANSEITOV Daulet	M	3	0	0	0	0	-4
7	D	BONDARENKO Dmitriy	M	3	0	1	1	6	0
9	D	KONKULOV Korgan	M	3	0	0	0	0	-3
10	D	BEXULTAN Zhanibektarkhan	M	3	2	1	3	0	-2
11	F	SABIROV Kairat	M	3	0	0	0	0	-3
13	F	MIYANOV Maxat	M	2	1	0	1	25	0
14	D	BOKANOV Yerlik	M	3	0	0	0	2	-4
16	F	KARIPBAYEV Kuat	M	3	1	3	4	6	-1
17	D	ABDYGALIMOV Yerbolat	M	3	0	0	0	2	-2
20	GK	BASMANOV Oleg	M	3	0	0	0	0	
21	F	TOKTARBAYEV Aidos	M	3	1	3	4	2	0
73	F	PASKHALIDI Alexandr	M	3	0	2	2	0	-1
87	D	AKHMETOV Almas	M	3	2	1	3	10	-2

**Head Coach:** BIKSITOV Timur

Legend:		
<b>+/-</b>	Plus/minus net	<b>A</b> Assists
<b>G</b>	Goals	<b>GA</b> Goals against
<b>GK</b>	Goalkeeper	<b>GP</b> Games played
<b>No.</b>	Jersey number	<b>PIM</b> Penalties in minutes
<b>SOG</b>	Shots on goal	<b>SVS</b> Saves
<b>D</b>	Defence	<b>GAA</b> Goals against as average per 45 minutes
<b>M</b>	Male	<b>F</b> Female / Forward
<b>Pos.</b>	Position	<b>Gen</b> Gender
<b>SVS%</b>	Saves in percentage	<b>MIP</b> Minutes and seconds played
		<b>PTS</b> Points



## Line-ups

## SWE - KAZ

## Referee

NEDELKOVIC Ivan (BIH)

## Linesmen

HUS Igor (SVK) , RUNDSTROM Tony (SWE)

## Goalkeepers

Team: SWE

No.	Name	Gen
5	NILSSON Ulf	M
24	JANSSON Dennis	M

## Team Line-ups

Team: SWE (Yellow)

No.	Pos.	Name	Gen
6	D	NILSSON Peter +A	M
9	D	LILJEBAEK Hugo	M
10	F	MENG Robin +A	M
21	F	MOBERG Christer	M
68	F	LOPEZ Markus	M
23	D	EKLUND Magnus	M
37	D	STRANDMARK Johan	M
15	F	PERSSON Caroline	F
16	F	SEDELL Emil	M
18	F	OJALA Peter +C	M

Head Coach: LAHTINEN Timo

Team: KAZ

No.	Name	Gen
1	MUKATOV Beimbet	M
20	BASMANOV Oleg	M

Team: KAZ (Blue)

No.	Pos.	Name	Gen
10	D	BEXULTAN Zhanibektarkhan +A	M
87	D	AKHMETOV Almas	M
16	F	KARIPBAYEV Kuat +C	M
21	F	TOKTARBAYEV Aidos	M
73	F	PASKHALIDI Alexandr +A	M
4	D	SHORMANOV Sundet	M
7	D	BONDARENKO Dmitriy	M
14	D	BOKANOV Yerlik	M
11	F	SABIROV Kairat	M
13	F	MIYANOV Maxat	M
5	D	ZHANSEITOV Daulet	M
9	D	KONKULOV Korgan	M
17	D	ABDYGALIMOV Yerbolat	M

Head Coach: BIKSITOV Timur

## Legend:

<b>+A</b>	Assistant Captain	<b>+C</b>	Captain	<b>D</b>	Defence	<b>F</b>	Female / Forward
<b>Gen</b>	Gender	<b>M</b>	Male	<b>No.</b>	Jersey number	<b>Pos.</b>	Position



## Graphical Line-ups

## SWE - KAZ

## Referee

NEDELKOVIC Ivan (BIH)

## Linesmen

HUS Igor (SVK) , RUNDSTROM Tony (SWE)

Team: SWE - Sweden (Yellow)

Head Coach: LAHTINEN Timo

S1 5 NILSSON Ulf		
24 JANSSON Dennis		
S2 6 NILSSON Peter +A	S3 9 LILJEBAEK Hugo	
S5 21 MOBERG Christer	S6 68 LOPEZ Markus	S4 10 MENG Robin +A
23 EKLUND Magnus		37 STRANDMARK Johan
15 PERSSON Caroline	16 SEDELL Emil	18 OJALA Peter +C

Team: KAZ - Kazakhstan (Blue)

Head Coach: BIKSITOV Timur

1 MUKATOV Beimbet		
S1 20 BASMANOV Oleg		
S2 73 PASKHALIDI Alexandr +A	S3 87 AKHMETOV Almas	
S5 16 KARIPBAYEV Kuat +C	S6 21 TOKTARBAYEV Aidos	S4 10 BEXULTAN Zhanibektarkhan +A
14 BOKANOV Yerlik		4 SHORMANOV Sundet
7 BONDARENKO Dmitriy	13 MIYANOV Maxat	11 SABIROV Kairat
5 ZHANSEITOV Daulet	9 KONKULOV Korgan	17 ABDYGALIMOV Yerbolat

## Legend:

+A Assistant Captain

+C Captain

Sn Starting position



TUE 10 OCT 2023

Start Time 19:00

End Time 20:45

Round Robin, Game 12



## Game Summary

SWE - KAZ 3 - 0 (0 - 0 , 0 - 0 , 3 - 0)

Spectators	Referee	Linesmen
94	NEDELKOVIC Ivan (BIH)	HUS Igor (SVK) , RUNDSTROM Tony (SWE)

## Team Statistics

Period	Score	SVS	SOG	PIM	TPP	PPG	SHG
1	0 : 0	1 : 3	3 : 1	2 : 6	03:17 : 02:00	0 : 0	0 : 0
2	0 : 0	1 : 2	2 : 1	0 : 2	03:44 : 00:00	0 : 0	0 : 0
3	3 : 0	2 : 6	9 : 2	0 : 0	00:00 : 00:00	0 : 0	0 : 0
<b>Total</b>	<b>3 : 0</b>	<b>4 : 11</b>	<b>14 : 4</b>	<b>2 : 8</b>	<b>07:01 : 02:00</b>	<b>0 : 0</b>	<b>0 : 0</b>

## 1st Period

Action	Time	ET/Res	Team	Type	No.	Name	(G) Name of Assistant(s) / Action Description
GK	00:00		SWE		5	NILSSON U	- Goalkeeper in
GK	00:00		KAZ		20	BASMANOV O	- Goalkeeper in
Penalty	02:34	04:34	SWE	2 min.	10	MENG R	- Interference
Penalty	05:28	07:28	KAZ	2 min.	7	BONDARENKO D	- Holding an opponent
Penalty	13:43	15:43	KAZ	2 min.	73	PASKHALIDI A	- Boarding
Penalty	14:44	16:44	KAZ	2 min.	16	KARIPBAYEV K	- High Sticking

## 2nd Period

Action	Time	ET/Res	Team	Type	No.	Name	(G) Name of Assistant(s) / Action Description
Penalty	25:01	27:01	KAZ	2 min.	14	BOKANOV Y	- Teeing

## 3rd Period

Action	Time	ET/Res	Team	Type	No.	Name	(G) Name of Assistant(s) / Action Description
<b>Goal</b>	<b>35:59</b>	<b>1 : 0</b>	<b>SWE</b>	<b>EQ</b>	<b>6</b>	<b>NILSSON P</b>	(3) 9 LILJEBAEK H On Ice SWE 5 6 9 10 18 68 KAZ 20 10 14 16 21 87
Time-out	36:28		SWE				
<b>Goal</b>	<b>43:54</b>	<b>2 : 0</b>	<b>SWE</b>	<b>EQ</b>	<b>6</b>	<b>NILSSON P</b>	(4) On Ice SWE 5 6 9 10 21 68 KAZ 20 10 16 21 73 87
<b>Goal</b>	<b>44:35</b>	<b>3 : 0</b>	<b>SWE</b>	<b>EQ</b>	<b>68</b>	<b>LOPEZ M</b>	(3) 15 PERSSON C On Ice SWE 5 6 9 15 21 68 KAZ 20 7 11 13 14 87
GK	45:00		SWE				5 NILSSON U - Goalkeeper out
GK	45:00		KAZ				20 BASMANOV O - Goalkeeper out

## Goalkeeper Records

Team : SWE - Sweden

No.	Name	SOG	SVS	MIP
5	NILSSON Uif	4	4	45:00
24	JANSSON Dennis			

Team : KAZ - Kazakhstan

No.	Name	SOG	SVS	MIP
20	BASMANOV Oleg	14	11	45:00
1	MUKATOV Beimbet			

## Game Statistics

Team : SWE (Yellow)

Head Coach : LAHTINEN Timo											Shots on Goal					Time on Ice								
No.	Pos.	Name	Gen	G	A	P	PIM	FO+	FO-	FO+/-	FO%	1	2	3	OT	TS	+/-	1	2	3	OT	TOT	SHF	AVG
6	D	NILSSON Peter +A (BP)	M	2	0	2	0	0	0	0	0.00	2	0	6	8	+3	0:00	0:00	0:00		0:00	0	0:00	
9	D	LILJEBAEK Hugo	M	0	1	1	0	0	0	0	0.00	0	1	0	1	+3	0:00	0:00	0:00		0:00	0	0:00	
10	F	MENG Robin +A	M	0	0	0	2	0	0	0	0.00	0	1	2	3	+2	0:00	0:00	0:00		0:00	0	0:00	
21	F	MOBERG Christer	M	0	0	0	0	0	0	0	0.00	0	0	0	0	+2	0:00	0:00	0:00		0:00	0	0:00	
68	F	LOPEZ Markus	M	1	0	1	0	20	18	2	52.63	1	0	1	2	+3	0:00	0:00	0:00		0:00	0	0:00	
15	F	PERSSON Caroline	F	0	1	1	0	0	0	0	0.00	0	0	0	0	+1	0:00	0:00	0:00		0:00	0	0:00	
16	F	SEDELL Emil	M	0	0	0	0	0	0	0	0.00	0	0	0	0	0	0:00	0:00	0:00		0:00	0	0:00	
18	F	OJALA Peter +C	M	0	0	0	0	0	0	0	0.00	0	0	0	0	+1	0:00	0:00	0:00		0:00	0	0:00	
23	D	EKLUND Magnus	M	0	0	0	0	0	0	0	0.00	0	0	0	0	0	0:00	0:00	0:00		0:00	0	0:00	
37	D	STRANDMARK Johan	M	0	0	0	0	0	0	0	0.00	0	0	0	0	0	0:00	0:00	0:00		0:00	0	0:00	
5	GK	NILSSON Uif	M	0	0	0	0					0	0	0	0									



TUE 10 OCT 2023

Start Time 19:00  
End Time 20:45

Round Robin, Game 12



Head Coach : LAHTINEN Timo											Shots on Goal				Time on Ice										
No.	Pos.	Name	Gen	G	A	P	PIM	FO+	FO-	FO+/-	FO%	1	2	3	OT	TS	+/-	1	2	3	OT	TOT	SHF	AVG	
24	GK	JANSSON Dennis	M	0	0	0	0					0	0	0		0									
<b>Total</b>				<b>3</b>	<b>2</b>	<b>5</b>	<b>2</b>	<b>20</b>	<b>18</b>	<b>2</b>	<b>52.63</b>	<b>3</b>	<b>2</b>	<b>9</b>		<b>14</b>									

Team : KAZ (Blue)											Shots on Goal				Time on Ice										
No.	Pos.	Name	Gen	G	A	P	PIM	FO+	FO-	FO+/-	FO%	1	2	3	OT	TS	+/-	1	2	3	OT	TOT	SHF	AVG	
10	D	BEXULTAN Zhanibektarkhan +A	M	0	0	0	0	2	2	0	50.00	0	1	0		1	-2	0:00	0:00	0:00		0:00	0	0:00	
16	F	KARIPBAYEV Kuart +C	M	0	0	0	2	12	8	4	60.00	0	0	0		0	-2	0:00	0:00	0:00		0:00	0	0:00	
21	F	TOKTARBAYEV Aidos (BP)	M	0	0	0	0	0	0	0	0.00	0	0	1		1	-2	0:00	0:00	0:00		0:00	0	0:00	
73	F	PASKHALIDI Alexandr +A	M	0	0	0	2	0	0	0	0.00	0	0	0		0	-1	0:00	0:00	0:00		0:00	0	0:00	
87	D	AKHMETOV Almas	M	0	0	0	0	0	0	0	0.00	0	0	0		0	-3	0:00	0:00	0:00		0:00	0	0:00	
4	D	SHORMANOV Sundet	M	0	0	0	0	0	0	0	0.00	0	0	0		0	0	0:00	0:00	0:00		0:00	0	0:00	
7	D	BONDARENKO Dmitriy	M	0	0	0	2	0	0	0	0.00	0	0	0		0	-1	0:00	0:00	0:00		0:00	0	0:00	
11	F	SABIROV Kairat	M	0	0	0	0	4	9	-5	30.77	0	0	1		1	-1	0:00	0:00	0:00		0:00	0	0:00	
13	F	MIYANOV Maxat	M	0	0	0	0	0	1	-1	0.00	1	0	0		1	-1	0:00	0:00	0:00		0:00	0	0:00	
14	D	BOKANOV Yerlik	M	0	0	0	2	0	0	0	0.00	0	0	0		0	-2	0:00	0:00	0:00		0:00	0	0:00	
5	D	ZHANSEITOV Daulet	M	0	0	0	0	0	0	0	0.00	0	0	0		0	0	0:00	0:00	0:00		0:00	0	0:00	
9	D	KONKULOV Korgan	M	0	0	0	0	0	0	0	0.00	0	0	0		0	0	0:00	0:00	0:00		0:00	0	0:00	
17	D	ABDYGALIMOV Yerbolat	M	0	0	0	0	0	0	0	0.00	0	0	0		0	0	0:00	0:00	0:00		0:00	0	0:00	
1	GK	MUKATOV Beimbet	M	0	0	0	0					0	0	0		0									
20	GK	BASMANOV Oleg	M	0	0	0	0					0	0	0		0									
<b>Total</b>				<b>0</b>	<b>0</b>	<b>0</b>	<b>8</b>	<b>18</b>	<b>20</b>	<b>-2</b>	<b>47.37</b>	<b>1</b>	<b>1</b>	<b>2</b>		<b>4</b>									

Round Robin

R	Team	GP	W	OTW	OTL	L	GDF	GF : GA	PTS
1	JPN	4	3	1	0	0	+21	23 : 2	11
2	SVK	4	3	0	1	0	+34	39 : 5	10
3	SWE	4	3	0	0	1	+13	15 : 2	9
4	KAZ	4	1	0	0	3	-13	7 : 20	3
5	GBR	4	1	0	0	3	-31	6 : 37	3
6	FIN	4	0	0	0	4	-24	2 : 26	0

	FIN	GBR	JPN	KAZ	SVK	SWE
FIN	*****	1:4	WED 11 OCT 11:00	1:6	0:9	0:7
GBR	4:1	*****	0:13	WED 11 OCT 19:00	1:18	1:5
JPN	WED 11 OCT 11:00	13:0	*****	6:0	3:2	1:0
KAZ	6:1	WED 11 OCT 19:00	0:6	*****	1:10	0:3
SVK	9:0	18:1	2:3	10:1	*****	WED 11 OCT 15:00
SWE	7:0	5:1	0:1	3:0	WED 11 OCT 15:00	*****

Legend:							
<b>(G)</b>	Goals in tournament	<b>+/-</b>	Plus/minus net	<b>+A</b>	Assistant Captain	<b>+C</b>	Captain
<b>A</b>	Assists	<b>D</b>	Defence	<b>EQ</b>	Equal strength	<b>ET/Res</b>	Penalty end time/Result of game
<b>F</b>	Female / Forward	<b>FO-</b>	Face-offs lost	<b>FO%</b>	Face-offs won as percentage	<b>FO+</b>	Face-offs won
<b>FO+/-</b>	Face-offs net	<b>G</b>	Goals	<b>GA</b>	Goals against	<b>GDF</b>	Goal difference
<b>Gen</b>	Gender	<b>GF</b>	Goals for	<b>GK</b>	Goalkeeper	<b>GP</b>	Games played
<b>L</b>	Losses	<b>M</b>	Male	<b>MIP</b>	Minutes in play (GK)	<b>No.</b>	Jersey number
<b>OT</b>	Overtime	<b>OTL</b>	Overtime losses	<b>OTW</b>	Overtime wins	<b>P</b>	Points
<b>PIM</b>	Penalties in minutes	<b>Pos.</b>	Position	<b>PPG</b>	Power play goals	<b>PTS</b>	Points
<b>R</b>	Rank	<b>SHG</b>	Shorthanded goals	<b>SOG</b>	Shots on goal	<b>SVS</b>	Saves
<b>TPP</b>	Time on power play	<b>TS</b>	Total shots	<b>W</b>	Wins		



### Shot Chart SWE - KAZ

Shots by KAZ  
Goals (o): 0    SSG (+): 1  
SSP (<): 0    SPG (-): 0



GK 5 of SWE



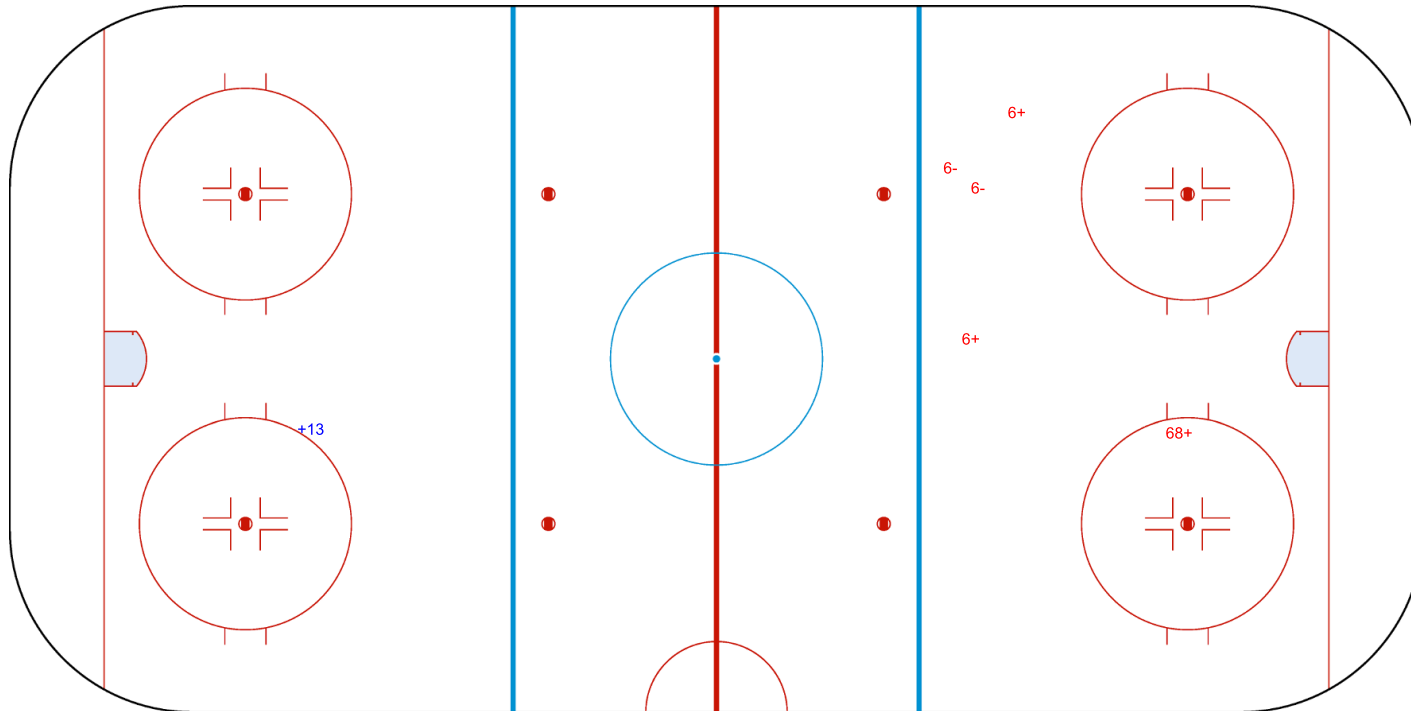
Period: 1



Shots by SWE  
Goals (o): 0    SSG (+): 3  
SSP (>): 0    SPG (-): 2



GK 20 of KAZ





Tarlan Arena

TUE 10 OCT 2023

Start Time 19:00

Ice Hockey

Mixed

Round Robin, Game 12



Shots by SWE

Goals (o): 0

SSG (+): 2

SSP (<): 1

SPG (-): 1



GK 20 of KAZ



Period: 2



Shots by KAZ

Goals (o): 0

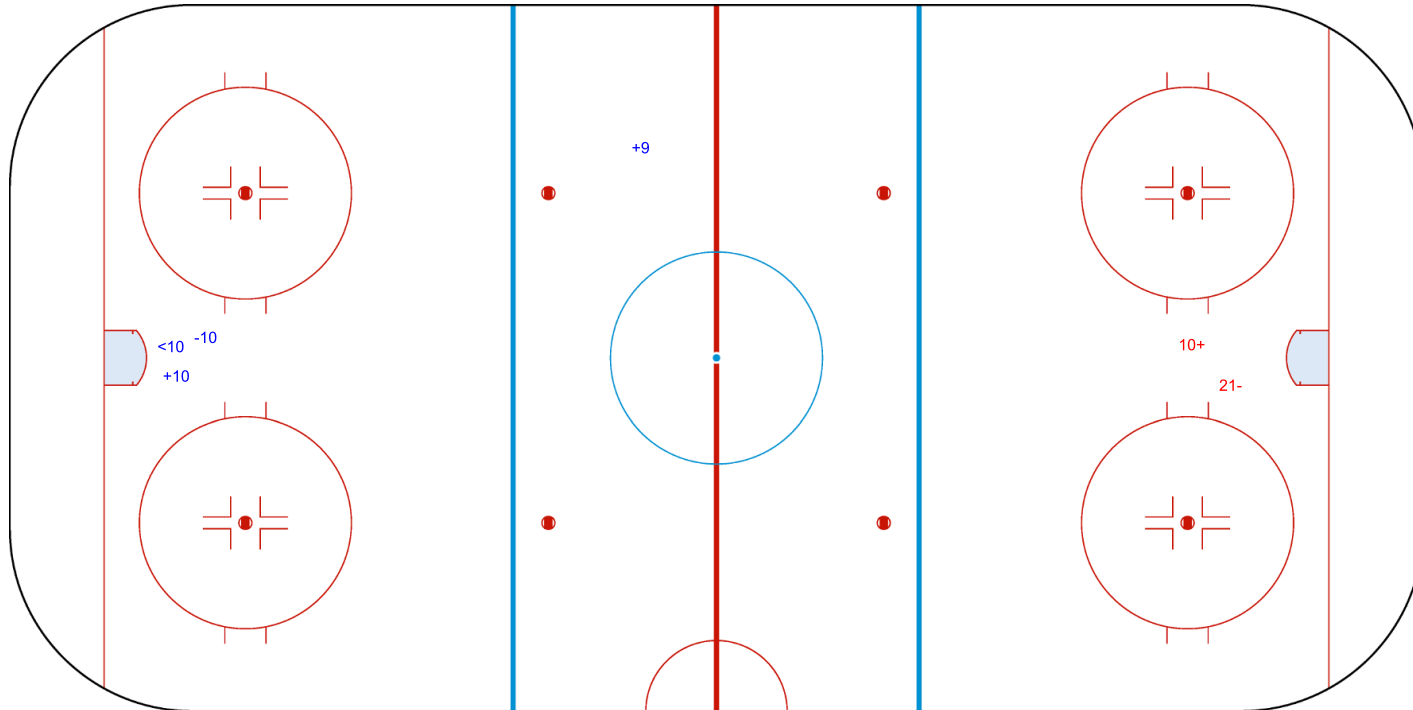
SSG (+): 1

SSP (>): 0

SPG (-): 1



GK 5 of SWE





Tarlan Arena

TUE 10 OCT 2023

Start Time 19:00

Ice Hockey

Mixed

Round Robin, Game 12



Shots by KAZ

Goals (o): 0

SSG (+): 2

SSP (<): 0

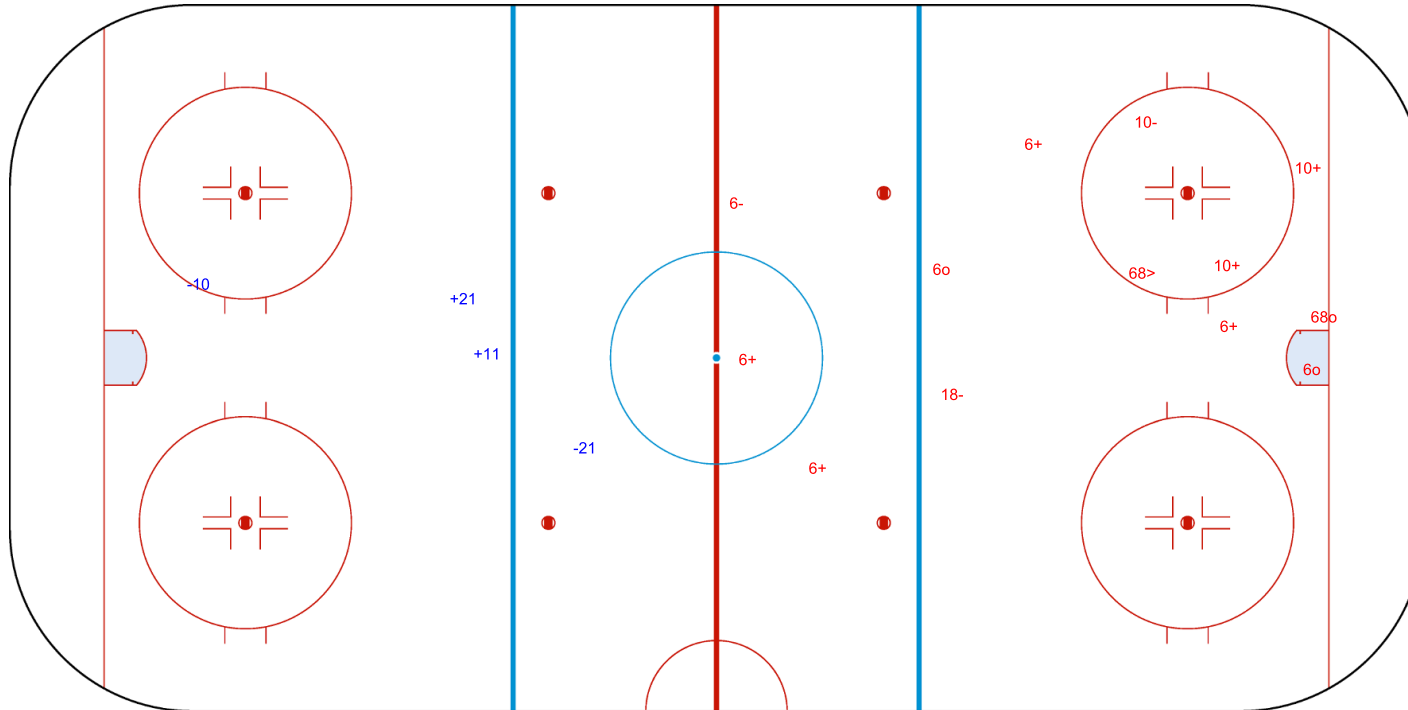
SPG (-): 2



GK 5 of SWE



Period: 3



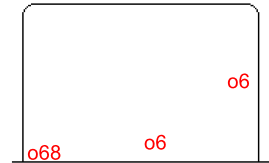
Shots by SWE

Goals (o): 3

SSG (+): 6

SSP (>): 1

SPG (-): 3



GK 20 of KAZ

<b>Legend:</b>					
<b>GK</b>	Goalkeeper	<b>SPG</b>	Shots past goal	<b>SSG</b>	Shots saved by goalkeeper
				<b>SSP</b>	Shots saved by player





### Face-off Chart SWE - KAZ

#### PERIOD 1

SWE	KAZ	SWE	KAZ	SWE	KAZ
Def. zone	Att. zone	Neutral zone		Att. zone	Def. zone
+ 68	- 11	+ 68	- 16	- 68	+ 16
- 68	+ 11	+ 68	- 11	- 68	+ 16
- 68	+ 16			+ 68	- 16
- 68	+ 16			- 68	+ 10
				- 68	+ 16
				- 68	+ 11
				- 68	+ 16
				+ 68	- 10
				- 68	+ 10
Total wins / period		2 / 100%	0 / 0%	2 / 22%	7 / 78%

Total wins  
all zones

SWE	KAZ
5 / 33%	10 / 67%

#### PERIOD 2

SWE	KAZ	SWE	KAZ	SWE	KAZ
Def. zone	Att. zone	Neutral zone		Att. zone	Def. zone
+ 68	- 13	+ 68	- 10	- 68	+ 16
+ 68	- 11	+ 68	- 16	- 68	+ 11
+ 68	- 11	- 68	+ 16	+ 68	- 16
+ 68	- 16	+ 68	- 11		
Total wins / period		3 / 75%	1 / 25%	1 / 33%	2 / 67%

Total wins  
all zones

SWE	KAZ
8 / 73%	3 / 27%

#### PERIOD 3

SWE	KAZ	SWE	KAZ	SWE	KAZ
Def. zone	Att. zone	Neutral zone		Att. zone	Def. zone
		+ 68	- 16	- 68	+ 16
		+ 68	- 16	- 68	+ 16
		+ 68	- 16	- 68	+ 16
		+ 68	- 11	+ 68	- 11
		- 68	+ 16	- 68	+ 11
		+ 68	- 11		
		+ 68	- 11		
Total wins / period		6 / 86%	1 / 14%	1 / 20%	4 / 80%

Total wins  
all zones

SWE	KAZ
7 / 58%	5 / 42%

#### TOTAL

SWE	KAZ	SWE	KAZ	SWE	KAZ
Def. zone	Att. zone	Neutral zone		Att. zone	Def. zone
Total wins / game		11 / 85%	2 / 15%	4 / 24%	13 / 76%

Total wins  
all zones

SWE	KAZ
20 / 53%	18 / 47%



HEAD TO HEAD

		KAZ									
		No.	10	11	13	16	Tot	wins SWE	Dz	Nz	Az
SWE	No.	68	2 - 2	9 - 4	1 - 0	8 - 12	38	20 53%	5 63%	11 85%	4 24%
	Tot		4	13	1	20	38	20 53%	5 63%	11 85%	4 24%
	wins KAZ		2 50%	4 31%	0 0%	12 60%	18 47%				
	Dz		2 67%	3 75%		8 80%	13 76%				
	Nz		0 0%	0 0%		2 29%	2 15%				
	Az			1 25%	0 0%	2 67%	3 37%				

<b>Legend:</b>											
<b>Az</b>	Attacking zone	<b>Dz</b>	Defending zone	<b>No.</b>	Jersey number	<b>Nz</b>	Neutral zone	<b>Tot.</b>	Total face-offs played		



## Game Roster

## JPN - FIN

## Referee

NEDELKOVIC Ivan (BIH)

## Goalkeepers

Team: JPN

No.	Name	Gen	GP	MIP	GA	SVS	SOG	SVS%	GAA
19	HORIE Wataru	M	4	185:00	2	25	27	92.59	0.49
38	OKABE Manabu	M	4	00:00	0	0	0	0.00	0.00

## Team Roster

Team: JPN (Black)

No.	Pos.	Name	Gen	GP	G	A	PTS	PIM	+/-
5	F	NIITSU Kazuyoshi	M	4	1	3	4	0	+13
7	F	MATSUSHITA Masahiro	M	4	0	0	0	0	0
8	D	ISHIKAWA Yudai	M	4	1	1	2	4	+6
10	F	ITO Itsuki	M	4	5	3	8	2	+16
11	F	NASU Norihiko	M	4	2	0	2	4	+2
17	F	MORISAKI Amu	M	4	0	0	0	0	0
19	GK	HORIE Wataru	M	4	0	0	0	0	
23	F	UKAI Shosei	M	4	0	0	0	0	0
24	D	SUDO Satoru	M	4	1	2	3	0	+11
25	D	MISAWA Eiji	M	4	1	5	6	2	+12
32	D	UEHARA Daisuke	M	4	2	3	5	0	+6
38	GK	OKABE Manabu	M	4	0	0	0	0	
40	F	SHIOYA Yoshihiro	M	4	0	0	0	2	+2
58	F	NAKAMURA Shunsuke	M	4	0	3	3	8	+3
96	F	KUMAGAI Masaharu	M	4	9	4	13	0	+11

Head Coach: NAKAKITA Kojin

## Linesmen

HUS Igor (SVK) , NIITTYLA Lari (FIN)

Team: FIN

No.	Name	Gen	GP	MIP	GA	SVS	SOG	SVS%	GAA
35	KARKO Timo	M	4	123:42	14	38	52	73.08	5.09
74	HEIKKILA Pasi	M	4	53:35	11	23	34	67.65	9.24

Team: FIN (White)

No.	Pos.	Name	Gen	GP	G	A	PTS	PIM	+/-
6	D	VESIKANSA Markku	M	4	0	0	0	4	-6
8	D	ROPONEN Jani	M	4	0	0	0	2	-14
12	D	PAKARINEN Lasse	M	4	0	0	0	0	-6
13	F	HIRVELA Markku	M	4	0	1	1	0	-11
16	F	ALESTALO Aki	M	4	1	0	1	0	-9
17	F	KANGASTIE Harri	M	4	0	1	1	4	-11
25	F	HIMANEN Juhamatti	M	4	0	0	0	0	-9
26	D	ROVIO Eemi	M	4	0	0	0	0	-10
35	GK	KARKO Timo	M	4	0	0	0	0	
36	F	LEHTO Markus	M	4	1	0	1	0	-6
74	GK	HEIKKILA Pasi	M	4	0	0	0	0	
96	F	NISKANEN Tuomo	M	4	0	1	1	8	-9

Head Coach: HARKALA Jari

## Legend:

<b>+/-</b>	Plus/minus net	<b>A</b>	Assists	<b>D</b>	Defence	<b>F</b>	Forward
<b>G</b>	Goals	<b>GA</b>	Goals against	<b>GAA</b>	Goals against as average per 45 minutes	<b>Gen</b>	Gender
<b>GK</b>	Goalkeeper	<b>GP</b>	Games played	<b>M</b>	Male	<b>MIP</b>	Minutes and seconds played
<b>No.</b>	Jersey number	<b>PIM</b>	Penalties in minutes	<b>Pos.</b>	Position	<b>PTS</b>	Points
<b>SOG</b>	Shots on goal	<b>SVS</b>	Saves	<b>SVS%</b>	Saves in percentage		



## Line-ups

## JPN - FIN

## Referee

NEDELKOVIC Ivan (BIH)

## Goalkeepers

Team: JPN

No.	Name	Gen
19	HORIE Wataru	M
38	OKABE Manabu	M

## Team Line-ups

Team: JPN (Black)

No.	Pos.	Name	Gen
25	D	MISAWA Eiji +A	M
5	F	NIITSU Kazuyoshi +A	M
10	F	ITO Itsuki	M
40	F	SHIOYA Yoshihiro	M
96	F	KUMAGAI Masaharu +C	M
8	D	ISHIKAWA Yudai	M
24	D	SUDO Satoru	M
32	D	UEHARA Daisuke	M
11	F	NASU Norihiko	M
58	F	NAKAMURA Shunsuke	M
7	F	MATSUSHITA Masahiro	M
17	F	MORISAKI Amu	M
23	F	UKAI Shosei	M

Head Coach: NAKAKITA Kojin

## Linesmen

HUS Igor (SVK) , NIITTYLA Lari (FIN)

Team: FIN

No.	Name	Gen
35	KARKO Timo	M
74	HEIKKILA Pasi	M

Team: FIN (White)

No.	Pos.	Name	Gen
12	D	PAKARINEN Lasse +A	M
26	D	ROVIO Eemi	M
13	F	HIRVELA Markku +A	M
17	F	KANGASTIE Harri +C	M
36	F	LEHTO Markus	M
6	D	VESIKANSA Markku	M
8	D	ROPONEN Jani	M
16	F	ALESTALO Aki	M
25	F	HIMANEN Juhamatti	M
96	F	NISKANEN Tuomo	M

Head Coach: HARKALA Jari

## Legend:

<b>+A</b>	Assistant Captain	<b>+C</b>	Captain	<b>D</b>	Defence	<b>F</b>	Forward
<b>Gen</b>	Gender	<b>M</b>	Male	<b>No.</b>	Jersey number	<b>Pos.</b>	Position



### Graphical Line-ups

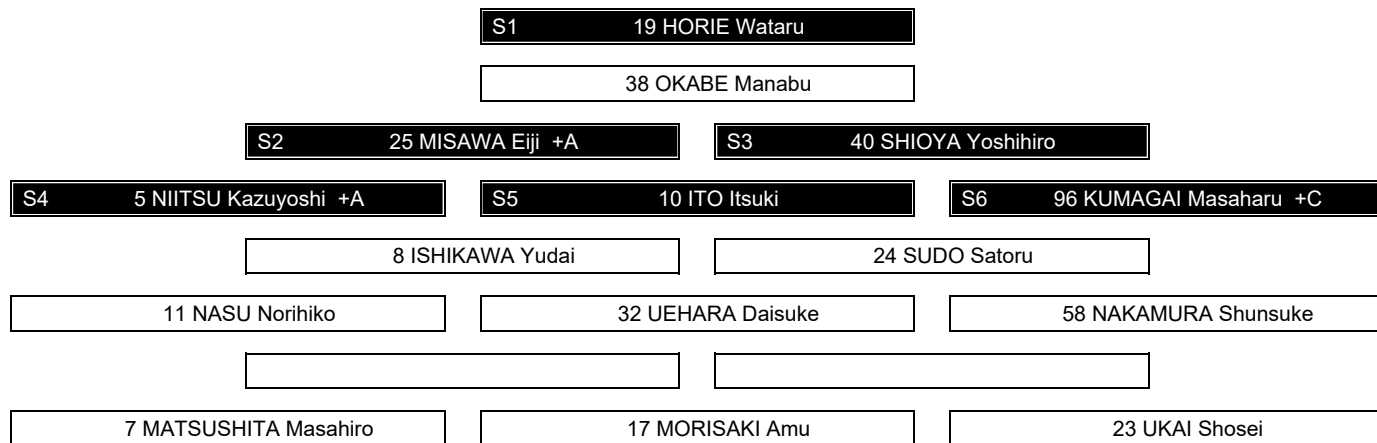
#### JPN - FIN

**Referee**  
NEDELKOVIC Ivan (BIH)

**Linesmen**  
HUS Igor (SVK) , NIITTYLA Lari (FIN)

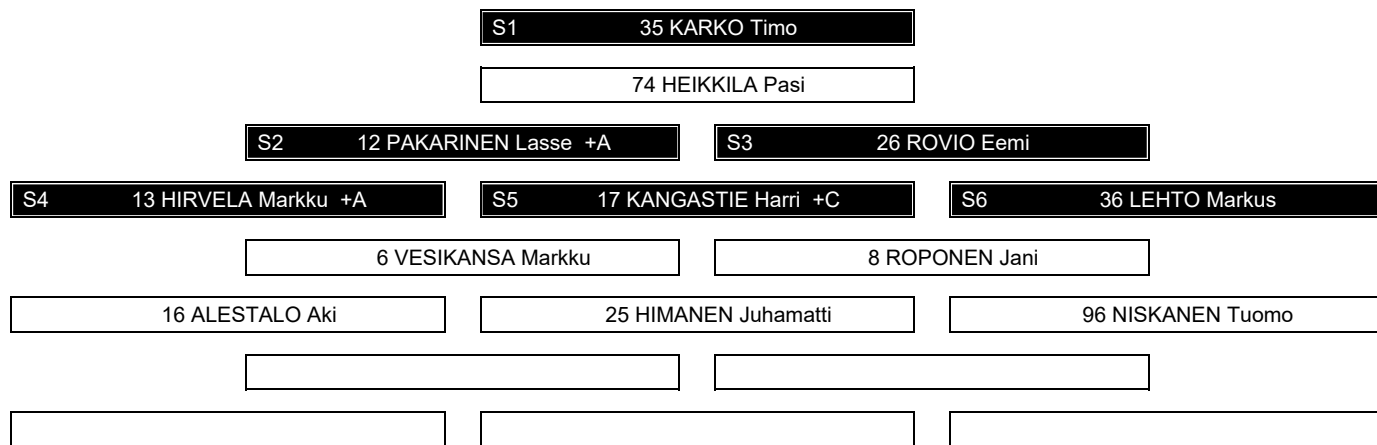
**Team:** JPN - Japan (Black)

**Head Coach:** NAKAKITA Kojin



**Team:** FIN - Finland (White)

**Head Coach:** HARKALA Jari



<b>Legend:</b>				
<b>+A</b>	Assistant Captain	<b>+C</b>	Captain	<b>Sn</b> Starting position



WED 11 OCT 2023

Start Time 11:00  
End Time 12:42

Mixed

Round Robin, Game 13



## Game Summary

JPN - FIN 8 - 0 (4 - 0, 2 - 0, 2 - 0)

Spectators	Referee	Linesmen
58	NEDELKOVIC Ivan (BIH)	HUS Igor (SVK) , NIITTYLA Lari (FIN)

## Team Statistics

Period	Score	SVS	SOG	PIM	TPP	PPG	SHG
1	4 : 0	1 : 6	10 : 1	0 : 2	02:00 : 00:00	0 : 0	0 : 0
2	2 : 0	0 : 3	5 : 0	0 : 0	00:00 : 00:00	0 : 0	0 : 0
3	2 : 0	0 : 9	11 : 0	0 : 2	01:04 : 00:00	1 : 0	0 : 0
<b>Total</b>	<b>8 : 0</b>	<b>1 : 18</b>	<b>26 : 1</b>	<b>0 : 4</b>	<b>03:04 : 00:00</b>	<b>1 : 0</b>	<b>0 : 0</b>

## 1st Period

Action	Time	ET/Res	Team	Type	No.	Name	(G)	Name of Assistant(s) / Action Description
GK	00:00		JPN		19	HORIE W		- Goalkeeper in
GK	00:00		FIN		35	KARKO T		- Goalkeeper in
<b>Goal</b>	<b>00:27</b>	<b>1 : 0</b>	<b>JPN</b>	<b>EQ</b>	<b>5</b>	<b>NIITSU K</b>	(2)	96 KUMAGAI M On Ice JPN 19 5 10 25 40 96 25 MISAWA E FIN 35 12 13 16 17 36
<b>Goal</b>	<b>04:31</b>	<b>2 : 0</b>	<b>JPN</b>	<b>EQ</b>	<b>40</b>	<b>SHIOYA Y</b>	(1)	25 MISAWA E On Ice JPN 19 5 10 25 40 96 96 KUMAGAI M FIN 35 12 16 17 26 36
<b>Goal</b>	<b>11:01</b>	<b>3 : 0</b>	<b>JPN</b>	<b>EQ</b>	<b>24</b>	<b>SUDO S</b>	(2)	On Ice JPN 19 7 8 17 23 24 FIN 35 12 13 17 26 36
Penalty	11:32	13:32	FIN	2 min.	17	KANGASTIE H		- Teeing
<b>Goal</b>	<b>13:50</b>	<b>4 : 0</b>	<b>JPN</b>	<b>EQ</b>	<b>32</b>	<b>UEHARA D</b>	(3)	5 NIITSU K On Ice JPN 19 5 10 25 32 96 FIN 35 6 8 16 17 25

## 2nd Period

Action	Time	ET/Res	Team	Type	No.	Name	(G)	Name of Assistant(s) / Action Description
GK	15:00		JPN		38	OKABE M		- Goalkeeper in
<b>Goal</b>	<b>15:48</b>	<b>5 : 0</b>	<b>JPN</b>	<b>EQ</b>	<b>96</b>	<b>KUMAGAI M</b>	(10)	5 NIITSU K On Ice JPN 19 5 10 25 40 96 FIN 35 12 13 17 26 36
<b>Goal</b>	<b>20:19</b>	<b>6 : 0</b>	<b>JPN</b>	<b>EQ</b>	<b>10</b>	<b>ITO I</b>	(7)	5 NIITSU K On Ice JPN 19 5 10 25 40 96 FIN 35 6 12 16 17 26
GK	20:19		FIN		74	HEIKKILA P		- Goalkeeper in
								35 KARKO T - Goalkeeper out

## 3rd Period

Action	Time	ET/Res	Team	Type	No.	Name	(G)	Name of Assistant(s) / Action Description
Penalty	34:36	35:40	FIN	2 min.	6	VESIKANSA M		- Tripping
<b>Goal</b>	<b>35:40</b>	<b>7 : 0</b>	<b>JPN</b>	<b>PP1</b>	<b>96</b>	<b>KUMAGAI M</b>	(11)	32 UEHARA D On Ice JPN 38 5 25 32 40 96 FIN 74 12 17 26 36 *
<b>Goal</b>	<b>42:35</b>	<b>8 : 0</b>	<b>JPN</b>	<b>EQ</b>	<b>24</b>	<b>SUDO S</b>	(3)	On Ice JPN 38 8 10 24 58 96 FIN 74 6 8 17 25 36
GK	45:00		JPN					38 OKABE M - Goalkeeper out
GK	45:00		FIN					74 HEIKKILA P - Goalkeeper out

## Goalkeeper Records

Team : JPN - Japan

No.	Name	SOG	SVS	MIP
38	OKABE Manabu	0	0	30:00
19	HORIE Wataru	1	1	15:00

Team : FIN - Finland

No.	Name	SOG	SVS	MIP
74	HEIKKILA Pasi	14	12	24:41
35	KARKO Timo	12	6	20:19

## Game Statistics

Team : JPN (Black)

Head Coach : NAKAKITA Kojin

No.	Pos.	Name	Gen	G	A	P	PIM	FO+	FO-	FO+/-	FO%	Shots on Goal					+/-	Time on Ice							
												1	2	3	OT	TS		1	2	3	OT	TOT	SHF	AVG	
5	F	NIITSU Kazuyoshi	+	A	M	1	3	4	0	0	0	0.00	1	0	1	2	+5	0:00	0:00	0:00	0:00	0:00	0	0:00	
10	F	ITO Itsuki			M	1	0	1	0	9	7	2	56.25	1	1	2	4	+6	0:00	0:00	0:00	0:00	0:00	0	0:00
25	D	MISAWA Eiji	+	A	M	0	2	2	0	0	0	0.00	0	0	0	0	+5	0:00	0:00	0:00	0:00	0:00	0	0:00	
40	F	SHIOYA Yoshihiro			M	1	0	1	0	0	0	0.00	2	0	0	2	+4	0:00	0:00	0:00	0:00	0:00	0	0:00	



WED 11 OCT 2023

Start Time 11:00  
End Time 12:42

Round Robin, Game 13



Head Coach : NAKAKITA Kojin										Shots on Goal					Time on Ice									
No.	Pos.	Name	Gen	G	A	P	PIM	FO+	FO-F	FO+/-	FO%	1	2	3	OT	TS	+/-	1	2	3	OT	TOT	SHF	AVG
96	F	KUMAGAI Masaharu +C	M	2	2	4	0	1	0	1	100.00	0	3	5		8	+6	0:00	0:00	0:00		0:00	0	0:00
8	D	ISHIKAWA Yudai	M	0	0	0	0	0	0	0	0.00	1	0	0		1	+2	0:00	0:00	0:00		0:00	0	0:00
11	F	NASU Norihiko	M	0	0	0	0	0	0	0	0.00	0	0	0		0	0	0:00	0:00	0:00		0:00	0	0:00
24	D	SUDO Satoru (BP)	M	2	0	2	0	0	0	0	0.00	3	0	1		4	+2	0:00	0:00	0:00		0:00	0	0:00
32	D	UEHARA Daisuke	M	1	1	2	0	4	6	-2	40.00	1	1	0		2	+1	0:00	0:00	0:00		0:00	0	0:00
58	F	NAKAMURA Shunsuke	M	0	0	0	0	0	0	0	0.00	0	0	0		0	+1	0:00	0:00	0:00		0:00	0	0:00
7	F	MATSUSHITA Masahiro	M	0	0	0	0	1	7	-6	12.50	0	0	1		1	+1	0:00	0:00	0:00		0:00	0	0:00
17	F	MORISAKI Amu	M	0	0	0	0	0	0	0	0.00	0	0	0		0	+1	0:00	0:00	0:00		0:00	0	0:00
23	F	UKAI Shosei	M	0	0	0	0	0	1	-1	0.00	1	0	1		2	+1	0:00	0:00	0:00		0:00	0	0:00
19	GK	HORIE Wataru	M	0	0	0	0					0	0	0		0								
38	GK	OKABE Manabu	M	0	0	0	0					0	0	0		0								
<b>Total</b>				<b>8</b>	<b>8</b>	<b>16</b>	<b>0</b>	<b>15</b>	<b>21</b>	<b>-6</b>	<b>41.67</b>	<b>10</b>	<b>5</b>	<b>11</b>		<b>26</b>								

Team : FIN (White)

Head Coach : HARKALA Jari										Shots on Goal					Time on Ice									
No.	Pos.	Name	Gen	G	A	P	PIM	FO+	FO-F	FO+/-	FO%	1	2	3	OT	TS	+/-	1	2	3	OT	TOT	SHF	AVG
12	D	PAKARINEN Lasse +A	M	0	0	0	0	0	0	0	0.00	0	0	0		0	-5	0:00	0:00	0:00		0:00	0	0:00
13	F	HIRVELA Markku +A	M	0	0	0	0	0	0	0	0.00	0	0	0		0	-3	0:00	0:00	0:00		0:00	0	0:00
17	F	KANGASTIE Harri +C	M	0	0	0	2	19	15	4	55.88	0	0	0		0	-7	0:00	0:00	0:00		0:00	0	0:00
26	D	ROVIO Eemi	M	0	0	0	0	0	0	0	0.00	0	0	0		0	-4	0:00	0:00	0:00		0:00	0	0:00
36	F	LEHTO Markus	M	0	0	0	0	0	0	0	0.00	1	0	0		1	-5	0:00	0:00	0:00		0:00	0	0:00
6	D	VESIKANSA Markku	M	0	0	0	2	1	0	1	100.00	0	0	0		0	-3	0:00	0:00	0:00		0:00	0	0:00
8	D	ROPONEN Jani	M	0	0	0	0	0	0	0	0.00	0	0	0		0	-2	0:00	0:00	0:00		0:00	0	0:00
16	F	ALESTALO Aki	M	0	0	0	0	1	0	1	100.00	0	0	0		0	-4	0:00	0:00	0:00		0:00	0	0:00
25	F	HIMANEN Juhamatti	M	0	0	0	0	0	0	0	0.00	0	0	0		0	-2	0:00	0:00	0:00		0:00	0	0:00
96	F	NISKANEN Tuomo	M	0	0	0	0	0	0	0	0.00	0	0	0		0	0	0:00	0:00	0:00		0:00	0	0:00
35	GK	KARKO Timo	M	0	0	0	0					0	0	0		0								
74	GK	HEIKKILA Pasi (BP)	M	0	0	0	0					0	0	0		0								
<b>Total</b>				<b>0</b>	<b>0</b>	<b>0</b>	<b>4</b>	<b>21</b>	<b>15</b>	<b>6</b>	<b>58.33</b>	<b>1</b>	<b>0</b>	<b>0</b>		<b>1</b>								

Round Robin

R	Team	GP	W	OTW	OTL	L	GDF	GF : GA	PTS
1	JPN	5	4	1	0	0	+29 31 : 2	14	
2	SVK	4	3	0	1	0	+34 39 : 5	10	
3	SWE	4	3	0	0	1	+13 15 : 2	9	
4	KAZ	4	1	0	0	3	-13 7 : 20	3	
5	GBR	4	1	0	0	3	-31 6 : 37	3	
6	FIN	5	0	0	0	5	-32 2 : 34	0	

	FIN	GBR	JPN	KAZ	SVK	SWE
FIN	*****	1:4	0:8	1:6	0:9	0:7
GBR	4:1	*****	0:13	WED 11 OCT 19:00	1:18	1:5
JPN	8:0	13:0	*****	6:0	3:2	1:0
KAZ	6:1	WED 11 OCT 19:00	0:6	*****	1:10	0:3
SVK	9:0	18:1	2:3	10:1	*****	WED 11 OCT 15:00
SWE	7:0	5:1	0:1	3:0	WED 11 OCT 15:00	*****

Legend:	
<b>(G)</b> Goals in tournament	* does not count for Plus/minus
<b>+C</b> Captain	<b>A</b> Assists
<b>ET/Res</b> Penalty end time/Result of game	<b>F</b> Forward
<b>FO+</b> Face-offs won	<b>FO+/-</b> Face-offs net
<b>GDF</b> Goal difference	<b>Gen</b> Gender
<b>GP</b> Games played	<b>L</b> Losses
<b>No.</b> Jersey number	<b>OT</b> Overtime
<b>P</b> Points	<b>PIM</b> Penalties in minutes
<b>PPG</b> Power play goals	<b>PTS</b> Points
<b>SOG</b> Shots on goal	<b>SVS</b> Saves
<b>W</b> Wins	
<b>+/-</b> Plus/minus net	<b>+A</b> Assistant Captain
<b>D</b> Defence	<b>EQ</b> Equal strength
<b>FO-</b> Face-offs lost	<b>FO%</b> Face-offs won as percentage
<b>G</b> Goals	<b>GA</b> Goals against
<b>GF</b> Goals for	<b>GK</b> Goalkeeper
<b>M</b> Male	<b>MIP</b> Minutes in play (GK)
<b>OTL</b> Overtime losses	<b>OTW</b> Overtime wins
<b>Pos.</b> Position	<b>PP1</b> Power play - 1 player
<b>R</b> Rank	<b>SHG</b> Shorthanded goals
<b>TPP</b> Time on power play	<b>TS</b> Total shots



### Shot Chart

### JPN - FIN



Period: 1

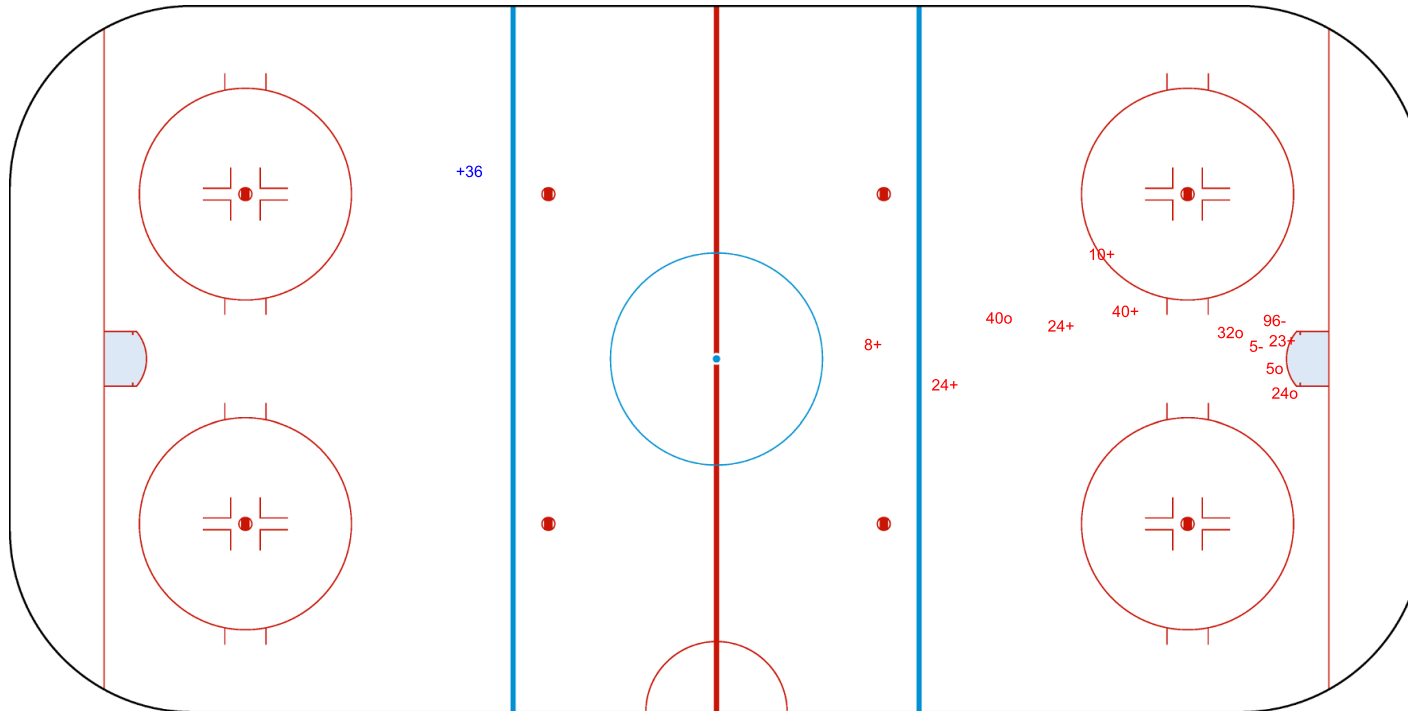


Shots by FIN  
Goals (o): 0    SSG (+): 1  
SSP (<): 0    SPG (-): 0

Shots by JPN  
Goals (o): 4    SSG (+): 6  
SSP (>): 0    SPG (-): 2



GK 19 of JPN



GK 35 of FIN





Tarlan Arena

WED 11 OCT 2023

Start Time 11:00

Ice Hockey

Mixed

Round Robin, Game 13



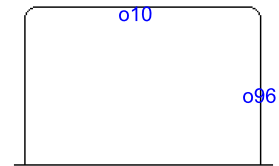
Shots by JPN

Goals (o): 2

SSG (+): 3

SSP (<): 0

SPG (-): 5



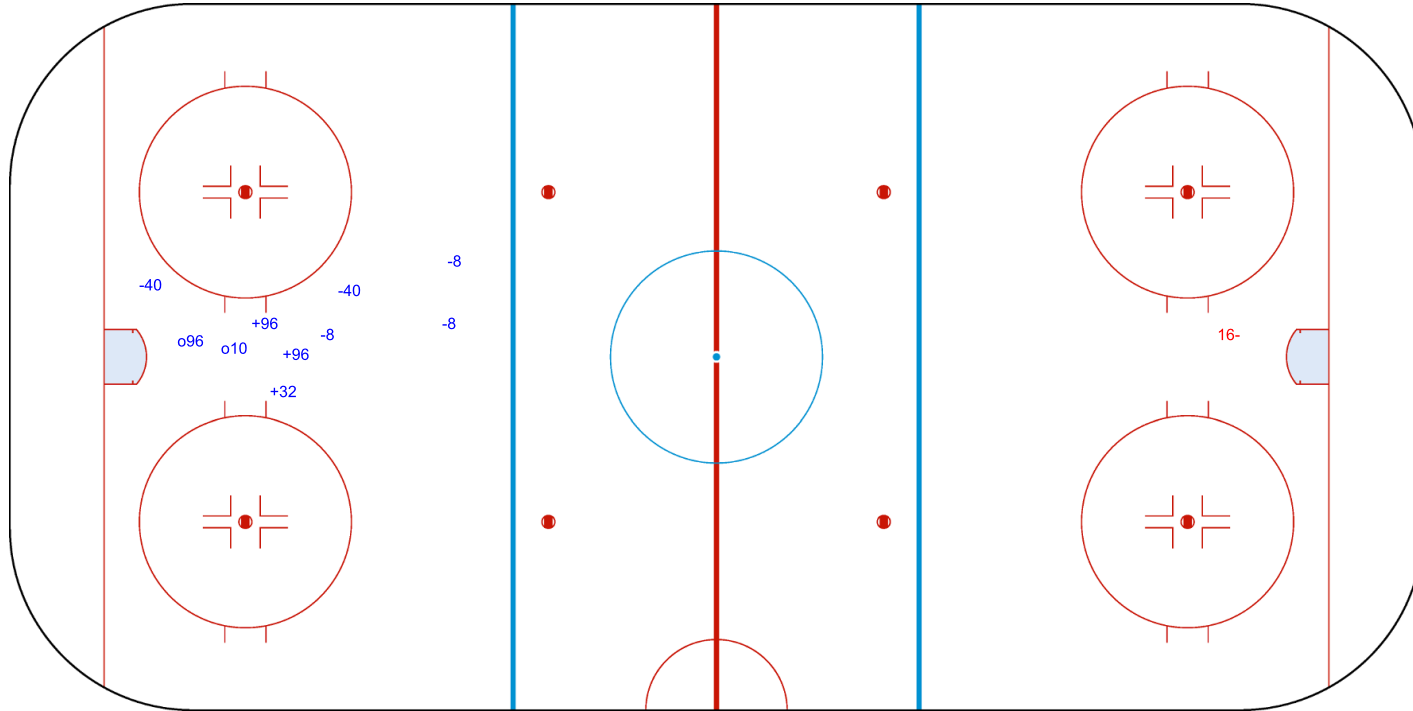
GK 35 of FIN



GK 74 of FIN



Period: 2



Shots by FIN

Goals (o): 0


SSG (+): 0

SSP (>): 0

SPG (-): 1



GK 19 of JPN



GK 38 of JPN



Tarlan Arena

WED 11 OCT 2023

Start Time 11:00

Ice Hockey

Mixed

Round Robin, Game 13



Shots by FIN

Goals (o): 0

SSG (+): 0

SSP (<): 0

SPG (-): 0



GK 38 of JPN



Period: 3




Shots by JPN

Goals (o): 2

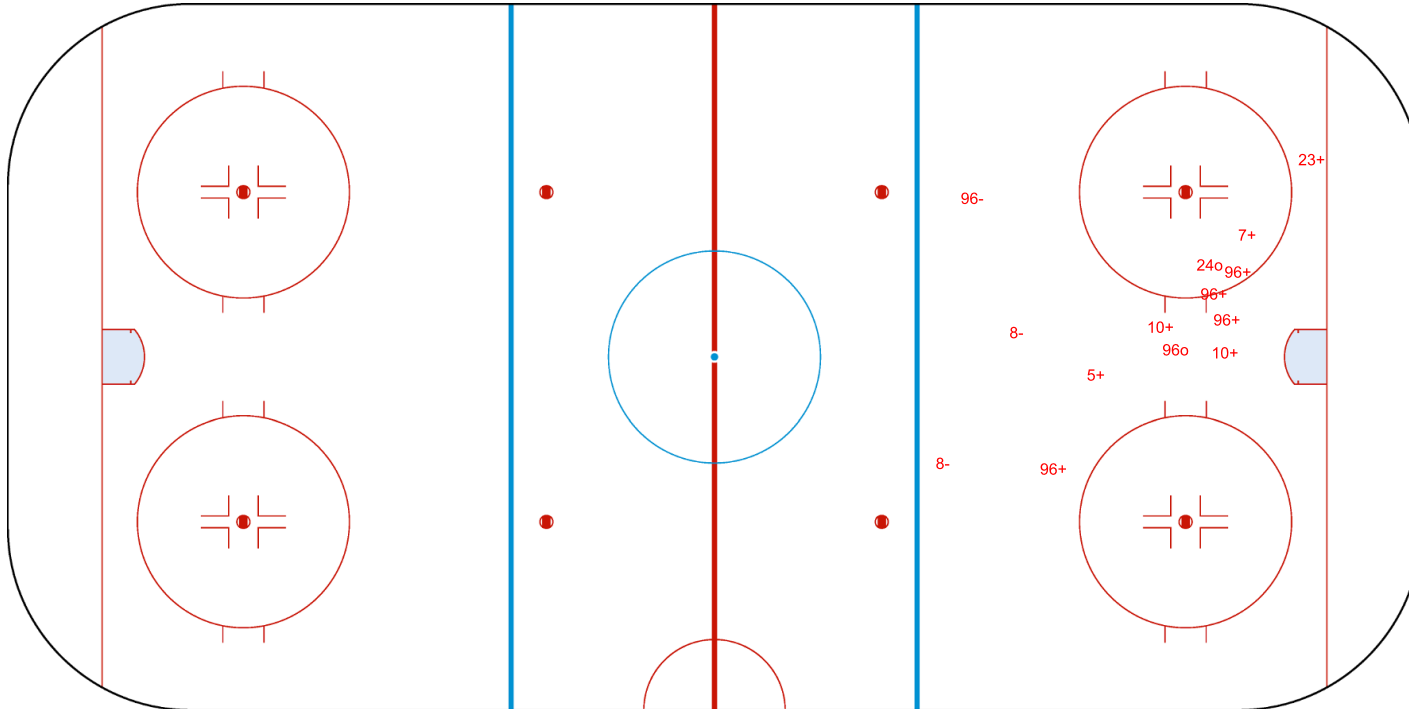
SSG (+): 9

SSP (>): 0

SPG (-): 3



GK 74 of FIN



<b>Legend:</b>	
<b>GK</b> Goalkeeper	<b>SPG</b> Shots past goal
<b>SSG</b> Shots saved by goalkeeper	<b>SSP</b> Shots saved by player



### Face-off Chart JPN - FIN

#### PERIOD 1

JPN	FIN	JPN	FIN	JPN	FIN
Def. zone	Att. zone	Neutral zone		Att. zone	Def. zone
		- 10	+ 17	+ 10	- 17
		- 32	+ 17	- 7	+ 17
		- 32	+ 17	+ 96	- 17
		+ 10	- 17	- 7	+ 17
		- 10	+ 6	- 10	+ 16
		+ 7	- 17		
Total wins / period		2 / 33%	4 / 67%	2 / 40%	3 / 60%

Total wins  
all zones

JPN	FIN
4 / 36%	7 / 64%

#### PERIOD 2

JPN	FIN	JPN	FIN	JPN	FIN
Def. zone	Att. zone	Neutral zone		Att. zone	Def. zone
- 10	+ 17	+ 10	- 17	+ 32	- 17
		- 32	+ 17	- 32	+ 17
		- 7	+ 17	- 32	+ 17
		+ 10	- 17	- 7	+ 17
				- 7	+ 17
Total wins / period		0 / 0%	1 / 100%	1 / 20%	4 / 80%

Total wins  
all zones

JPN	FIN
3 / 30%	7 / 70%

#### PERIOD 3

JPN	FIN	JPN	FIN	JPN	FIN
Def. zone	Att. zone	Neutral zone		Att. zone	Def. zone
		+ 10	- 17	+ 32	- 17
		- 10	+ 17	+ 10	- 17
		+ 32	- 17	- 23	+ 17
		- 10	+ 17	- 7	+ 17
		+ 10	- 17	- 7	+ 17
		+ 10	- 17	+ 32	- 17
				- 32	+ 17
				- 10	+ 17
				+ 10	- 17
Total wins / period		4 / 67%	2 / 33%	4 / 44%	5 / 56%

Total wins  
all zones

JPN	FIN
8 / 53%	7 / 47%

#### TOTAL

JPN	FIN	JPN	FIN	JPN	FIN
Def. zone	Att. zone	Neutral zone		Att. zone	Def. zone
0 / 0%	1 / 100%	8 / 50%	8 / 50%	7 / 37%	12 / 63%

Total wins  
all zones

JPN	FIN
15 / 42%	21 / 58%



HEAD TO HEAD

		FIN							
	No.	6	16	17	Tot	wins JPN	Dz	Nz	Az
JPN	7			1 - 7	8	1 13%		1 50%	0 0%
	10	0 - 1	0 - 1	9 - 5	16	9 56%	0 0%	6 60%	3 60%
	23			0 - 1	1	0 0%			0 0%
	32			4 - 6	10	4 40%		1 25%	3 50%
	96			1 - 0	1	1 100%			1 100%
	<b>Tot</b>		1	1	34	36	15 42%	0 0%	8 50%
<b>wins FIN</b>		1 100%	1 100%	19 56%	21 58%				
<b>Dz</b>			1 100%	11 61%	12 63%				
<b>Nz</b>		1 100%		7 47%	8 50%				
<b>Az</b>				1 100%	1 100%				

<b>Legend:</b>										
<b>Az</b>	Attacking zone	<b>Dz</b>	Defending zone	<b>No.</b>	Jersey number	<b>Nz</b>	Neutral zone	<b>Tot.</b>	Total face-offs played	



### Game Roster

#### SVK - SWE

**Referee**

ESPOSITO Bobby (USA)

**Linesmen**

O'ROURKE Ryan (CAN) , RUNDSTROM Tony (SWE)

**Goalkeepers**

**Team: SVK**

No.	Name	Gen	GP	MIP	GA	SVS	SOG	SVS%	GAA
18	LEPACEK Eduard	M	4	95:00	2	11	13	84.62	0.95
21	PASTUCHA Miroslav	M	4	90:00	2	5	7	71.43	1.00

**Team Roster**

**Team: SVK (Blue)**

No.	Pos.	Name	Gen	GP	G	A	PTS	PIM	+/-
7	F	STASAK Miroslav	M	4	10	9	19	0	+20
11	F	LIGDA Marian	M	4	2	3	5	0	+6
18	GK	LEPACEK Eduard	M	4	0	0	0	0	
21	GK	PASTUCHA Miroslav	M	4	0	0	0	0	
25	F	JOPPA Martin	M	4	12	11	23	2	+23
27	D	KASCAK Peter	M	4	0	4	4	6	+8
30	D	VARGA Richard	M	4	0	2	2	0	+6
33	D	HLINKA Michal	M	4	2	4	6	0	+18
44	F	TURIC Robert	M	4	1	0	1	0	+3
45	F	VECEREK Milos	M	4	2	1	3	0	+2
66	D	FERENCIK Slavomir	M	4	4	5	9	2	+21
98	F	KORMAN David	M	4	6	11	17	6	+22

**Head Coach:** HRICKO Ivan

**Team: SWE**

No.	Name	Gen	GP	MIP	GA	SVS	SOG	SVS%	GAA
5	NILSSON Ulf	M	4	180:00	2	24	26	92.31	0.50
24	JANSSON Dennis	M	4	00:00	0	0	0	0.00	0.00

**Team: SWE (Yellow)**

No.	Pos.	Name	Gen	GP	G	A	PTS	PIM	+/-
5	GK	NILSSON Ulf	M	4	0	0	0	0	0
6	D	NILSSON Peter	M	4	4	3	7	2	+7
9	D	LILJEBAEK Hugo	M	4	1	2	3	2	+10
10	F	MENG Robin	M	4	2	3	5	2	+7
15	F	PERSSON Caroline	F	4	1	1	2	2	+2
16	F	SEDELL Emil	M	4	0	1	1	2	+2
18	F	OJALA Peter	M	4	2	0	2	0	+5
21	F	MOBERG Christer	M	4	2	1	3	4	+6
23	D	EKLUND Magnus	M	4	0	0	0	0	+1
24	GK	JANSSON Dennis	M	4	0	0	0	0	
37	D	STRANDMARK Johan	M	4	0	1	1	0	+4
68	F	LOPEZ Markus	M	4	3	7	10	4	+11

**Head Coach:** LAHTINEN Timo

Legend:		
<b>+/-</b>	Plus/minus net	<b>A</b> Assists
<b>G</b>	Goals	<b>GA</b> Goals against
<b>GK</b>	Goalkeeper	<b>GP</b> Games played
<b>No.</b>	Jersey number	<b>PIM</b> Penalties in minutes
<b>SOG</b>	Shots on goal	<b>SVS</b> Saves
<b>D</b>	Defence	<b>GAA</b> Goals against as average per 45 minutes
<b>M</b>	Male	<b>F</b> Female / Forward
<b>Pos.</b>	Position	<b>Gen</b> Gender
<b>SVS%</b>	Saves in percentage	<b>MIP</b> Minutes and seconds played
		<b>PTS</b> Points



## Line-ups

## SVK - SWE

## Referee

ESPOSITO Bobby (USA)

## Linesmen

O'ROURKE Ryan (CAN) , RUNDSTROM Tony (SWE)

## Goalkeepers

Team: SVK

No.	Name	Gen
18	LEPACEK Eduard	M
21	PASTUCHA Miroslav	M

## Team Line-ups

Team: SVK (Blue)

No.	Pos.	Name	Gen
33	D	HLINKA Michal	M
66	D	FERENCIK Slavomir	M
7	F	STASAK Miroslav +A	M
25	F	JOPPA Martin +C	M
98	F	KORMAN David	M
27	D	KASCAK Peter	M
30	D	VARGA Richard	M
11	F	LIGDA Marian +A	M
44	F	TURIC Robert	M
45	F	VECEREK Milos	M

Head Coach: HRICKO Ivan

Team: SWE

No.	Name	Gen
5	NILSSON Ulf	M
24	JANSSON Dennis	M

Team: SWE (Yellow)

No.	Pos.	Name	Gen
6	D	NILSSON Peter +A	M
9	D	LILJEBAEK Hugo	M
10	F	MENG Robin +A	M
21	F	MOBERG Christer	M
68	F	LOPEZ Markus	M
23	D	EKLUND Magnus	M
37	D	STRANDMARK Johan	M
15	F	PERSSON Caroline	F
16	F	SEDELL Emil	M
18	F	OJALA Peter +C	M

Head Coach: LAHTINEN Timo

## Legend:

<b>+A</b>	Assistant Captain	<b>+C</b>	Captain	<b>D</b>	Defence	<b>F</b>	Female / Forward
<b>Gen</b>	Gender	<b>M</b>	Male	<b>No.</b>	Jersey number	<b>Pos.</b>	Position



### Graphical Line-ups

#### SVK - SWE

**Referee**  
ESPOSITO Bobby (USA)

**Linesmen**  
O'ROURKE Ryan (CAN) , RUNDSTROM Tony (SWE)

**Team:** SVK - Slovakia (Blue)

**Head Coach:** HRICKO Ivan



**Team:** SWE - Sweden (Yellow)

**Head Coach:** LAHTINEN Timo



**Legend:**  
**+A** Assistant Captain      **+C** Captain      **Sn** Starting position



### Game Summary

**SVK - SWE 4 - 0 (1 - 0 , 1 - 0 , 2 - 0)**

Spectators	Referee	Linesmen
78	ESPOSITO Bobby (USA)	O'ROURKE Ryan (CAN) , RUNDSTROM Tony (SWE)

#### Team Statistics

Period	Score	SVS	SOG	PIM	TPP	PPG	SHG
1	1 : 0	0 : 0	1 : 0	0 : 0	00:00 : 00:00	0 : 0	0 : 0
2	1 : 0	2 : 10	11 : 2	0 : 2	02:00 : 00:00	0 : 0	0 : 0
3	2 : 0	0 : 3	5 : 0	4 : 2	01:06 : 04:00	1 : 0	0 : 0
<b>Total</b>	<b>4 : 0</b>	<b>2 : 13</b>	<b>17 : 2</b>	<b>4 : 4</b>	<b>03:06 : 04:00</b>	<b>1 : 0</b>	<b>0 : 0</b>

#### 1st Period

Action	Time	ET/Res	Team	Type	No.	Name	(G) Name of Assistant(s) / Action Description
GK	00:00		SVK		18	LEPACEK E	- Goalkeeper in
GK	00:00		SWE		5	NILSSON U	- Goalkeeper in
<b>Goal</b>	<b>00:26</b>	<b>1 : 0</b>	<b>SVK</b>	<b>EQ</b>	<b>33</b>	<b>HLINKA M</b>	(3) 98 KORMAN D On Ice SVK 18 7 25 33 66 98 45 VECEREK M SWE 5 6 9 10 21 68

#### 2nd Period

Action	Time	ET/Res	Team	Type	No.	Name	(G) Name of Assistant(s) / Action Description
<b>Goal</b>	<b>21:24</b>	<b>2 : 0</b>	<b>SVK</b>	<b>EQ</b>	<b>7</b>	<b>STASAK M</b>	(11) 66 FERENCIK S On Ice SVK 18 7 25 27 45 66 SWE 5 9 10 21 37 68
Penalty	26:57	28:57	SWE	2 min.	21	MOBERG C	- Teeing

#### 3rd Period

Action	Time	ET/Res	Team	Type	No.	Name	(G) Name of Assistant(s) / Action Description
Penalty	33:11	35:11	SVK	2 min.	45	VECEREK M	- Interference on a Goalkeeper
Penalty	36:39	38:39	SVK	2 min.	33	HLINKA M	- Teeing
Penalty	41:06	42:12	SWE	2 min.	9	LILJEBAEK H	- Teeing
<b>Goal</b>	<b>42:12</b>	<b>3 : 0</b>	<b>SVK</b>	<b>PP1</b>	<b>66</b>	<b>FERENCIK S</b>	(5) 7 STASAK M On Ice SVK 18 7 11 25 45 66 SWE 5 6 10 37 68 *
<b>Goal</b>	<b>43:49</b>	<b>4 : 0</b>	<b>SVK</b>	<b>EQ</b>	<b>98</b>	<b>KORMAN D</b>	(7) 25 JOPPA M On Ice SVK 18 11 25 27 33 98 SWE 5 6 9 10 21 68
GK	45:00		SVK				18 LEPACEK E - Goalkeeper out
GK	45:00		SWE				5 NILSSON U - Goalkeeper out

#### Goalkeeper Records

Team : SVK - Slovakia

No.	Name	SOG	SVS	MIP
18	LEPACEK Eduard	2	2	45:00
21	PASTUCHA Miroslav			

Team : SWE - Sweden

No.	Name	SOG	SVS	MIP
5	NILSSON Ulf	17	13	45:00
24	JANSSON Dennis			

#### Game Statistics

Team : SVK (Blue)																								
Head Coach : HRICKO Ivan																								
Shots on Goal																								
Time on Ice																								
No.	Pos.	Name	Gen	G	A	P	PIM	FO+	FO-	FO+/-	FO%	1	2	3	OT	TS	+/-	1	2	3	OT	TOT	SHF	AVG
7	F	STASAK Miroslav	+A	M	1	1	2	0	3	3	0	50.00	0	4	0	4	+2	0:00	0:00	0:00		0:00	0	0:00
25	F	JOPPA Martin	+C	M	0	1	1	0	8	12	-4	40.00	0	2	1	3	+3	0:00	0:00	0:00		0:00	0	0:00
33	D	HLINKA Michal		M	1	0	1	2	0	1	-1	0.00	1	1	0	2	+2	0:00	0:00	0:00		0:00	0	0:00
66	D	FERENCIK Slavomir		M	1	1	2	0	0	0	0	0.00	0	0	1	1	+2	0:00	0:00	0:00		0:00	0	0:00
98	F	KORMAN David		M	1	1	2	0	0	0	0	0.00	0	3	1	4	+2	0:00	0:00	0:00		0:00	0	0:00
11	F	LIGDA Marian	+A	M	0	0	0	0	6	0	6	100.00	0	1	1	2	+1	0:00	0:00	0:00		0:00	0	0:00
27	D	KASCAK Peter		M	0	0	0	0	0	0	0	0.00	0	0	0	0	+2	0:00	0:00	0:00		0:00	0	0:00
30	D	VARGA Richard		M	0	0	0	0	0	0	0	0.00	0	0	0	0	0	0:00	0:00	0:00		0:00	0	0:00
44	F	TURIC Robert		M	0	0	0	0	0	0	0	0.00	0	0	0	0	0	0:00	0:00	0:00		0:00	0	0:00
45	F	VECEREK Milos	(BP)	M	0	1	1	2	4	0	4	100.00	0	0	1	1	+1	0:00	0:00	0:00		0:00	0	0:00
18	GK	LEPACEK Eduard		M	0	0	0	0					0	0	0	0								





WED 11 OCT 2023

Start Time 15:00  
End Time 16:46

Round Robin, Game 14



Head Coach : HRICKO Ivan											Shots on Goal				Time on Ice									
No.	Pos.	Name	Gen	G	A	P	PIM	FO+	FO-	FO+/-	FO%	1	2	3	OT	TS	+/-	1	2	3	OT	TOT	SHF	AVG
21	GK	PASTUCHA Miroslav	M	0	0	0	0	0	0	0	0	0	0	0	0	0	0	1	2	3	OT			
<b>Total</b>				<b>4</b>	<b>5</b>	<b>9</b>	<b>4</b>	<b>21</b>	<b>16</b>	<b>5</b>	<b>56.76</b>	<b>1</b>	<b>11</b>	<b>5</b>	<b>17</b>									

Team : SWE (Yellow)																								
Head Coach : LAHTINEN Timo											Shots on Goal				Time on Ice									
No.	Pos.	Name	Gen	G	A	P	PIM	FO+	FO-	FO+/-	FO%	1	2	3	OT	TS	+/-	1	2	3	OT	TOT	SHF	AVG
6	D	NILSSON Peter +A	M	0	0	0	0	0	0	0	0.00	0	1	0	1	-2	0:00	0:00	0:00		0:00	0	0:00	
9	D	LILJEBAEK Hugo	M	0	0	0	2	0	0	0	0.00	0	0	0	0	-3	0:00	0:00	0:00		0:00	0	0:00	
10	F	MENG Robin +A	M	0	0	0	0	0	0	0	0.00	0	1	0	1	-3	0:00	0:00	0:00		0:00	0	0:00	
21	F	MOBERG Christer	M	0	0	0	2	0	2	-2	0.00	0	0	0	0	-3	0:00	0:00	0:00		0:00	0	0:00	
68	F	LOPEZ Markus	M	0	0	0	0	16	19	-3	45.71	0	0	0	0	-3	0:00	0:00	0:00		0:00	0	0:00	
15	F	PERSSON Caroline	F	0	0	0	0	0	0	0	0.00	0	0	0	0	0	0:00	0:00	0:00		0:00	0	0:00	
16	F	SEDELL Emil	M	0	0	0	0	0	0	0	0.00	0	0	0	0	0	0:00	0:00	0:00		0:00	0	0:00	
18	F	OJALA Peter +C	M	0	0	0	0	0	0	0	0.00	0	0	0	0	0	0:00	0:00	0:00		0:00	0	0:00	
23	D	EKLUND Magnus	M	0	0	0	0	0	0	0	0.00	0	0	0	0	0	0:00	0:00	0:00		0:00	0	0:00	
37	D	STRANDMARK Johan	M	0	0	0	0	0	0	0	0.00	0	0	0	0	-1	0:00	0:00	0:00		0:00	0	0:00	
5	GK	NILSSON Ulf (BP)	M	0	0	0	0					0	0	0	0									
24	GK	JANSSON Dennis	M	0	0	0	0					0	0	0	0									
<b>Total</b>				<b>0</b>	<b>0</b>	<b>0</b>	<b>4</b>	<b>16</b>	<b>21</b>	<b>-5</b>	<b>43.24</b>	<b>0</b>	<b>2</b>	<b>0</b>	<b>2</b>									

Round Robin

R	Team	GP	W	OTW	OTL	L	GDF	GF : GA	PTS
1	JPN	5	4	1	0	0	+29	31 : 2	14
2	SVK	5	4	0	1	0	+38	43 : 5	13
3	SWE	5	3	0	0	2	+9	15 : 6	9
4	KAZ	4	1	0	0	3	-13	7 : 20	3
5	GBR	4	1	0	0	3	-31	6 : 37	3
6	FIN	5	0	0	0	5	-32	2 : 34	0

	FIN	GBR	JPN	KAZ	SVK	SWE
FIN	*****	1:4	0:8	1:6	0:9	0:7
GBR	4:1	*****	0:13	WED 11 OCT 19:00	1:18	1:5
JPN	8:0	13:0	*****	6:0	3:2	1:0
KAZ	6:1	WED 11 OCT 19:00	0:6	*****	1:10	0:3
SVK	9:0	18:1	2:3	10:1	*****	4:0
SWE	7:0	5:1	0:1	3:0	0:4	*****

Legend:			
<b>(G)</b>	Goals in tournament	*	does not count for Plus/minus
<b>+C</b>	Captain	<b>A</b>	Assists
<b>ET/Res</b>	Penalty end time/Result of game	<b>F</b>	Female / Forward
<b>FO+</b>	Face-offs won	<b>FO+/-</b>	Face-offs net
<b>GDF</b>	Goal difference	<b>Gen</b>	Gender
<b>GP</b>	Games played	<b>L</b>	Losses
<b>No.</b>	Jersey number	<b>OT</b>	Overtime
<b>P</b>	Points	<b>PIM</b>	Penalties in minutes
<b>PPG</b>	Power play goals	<b>PTS</b>	Points
<b>SOG</b>	Shots on goal	<b>SVS</b>	Saves
<b>W</b>	Wins	<b>+/-</b>	Plus/minus net
		<b>D</b>	Defence
		<b>FO-</b>	Face-offs lost
		<b>G</b>	Goals
		<b>GF</b>	Goals for
		<b>M</b>	Male
		<b>OTL</b>	Overtime losses
		<b>Pos.</b>	Position
		<b>R</b>	Rank
		<b>TPP</b>	Time on power play
		<b>+A</b>	Assistant Captain
		<b>EQ</b>	Equal strength
		<b>FO%</b>	Face-offs won as percentage
		<b>GA</b>	Goals against
		<b>GK</b>	Goalkeeper
		<b>MIP</b>	Minutes in play (GK)
		<b>OTW</b>	Overtime wins
		<b>PP1</b>	Power play - 1 player
		<b>SHG</b>	Shorthanded goals
		<b>TS</b>	Total shots



### Shot Chart SVK - SWE

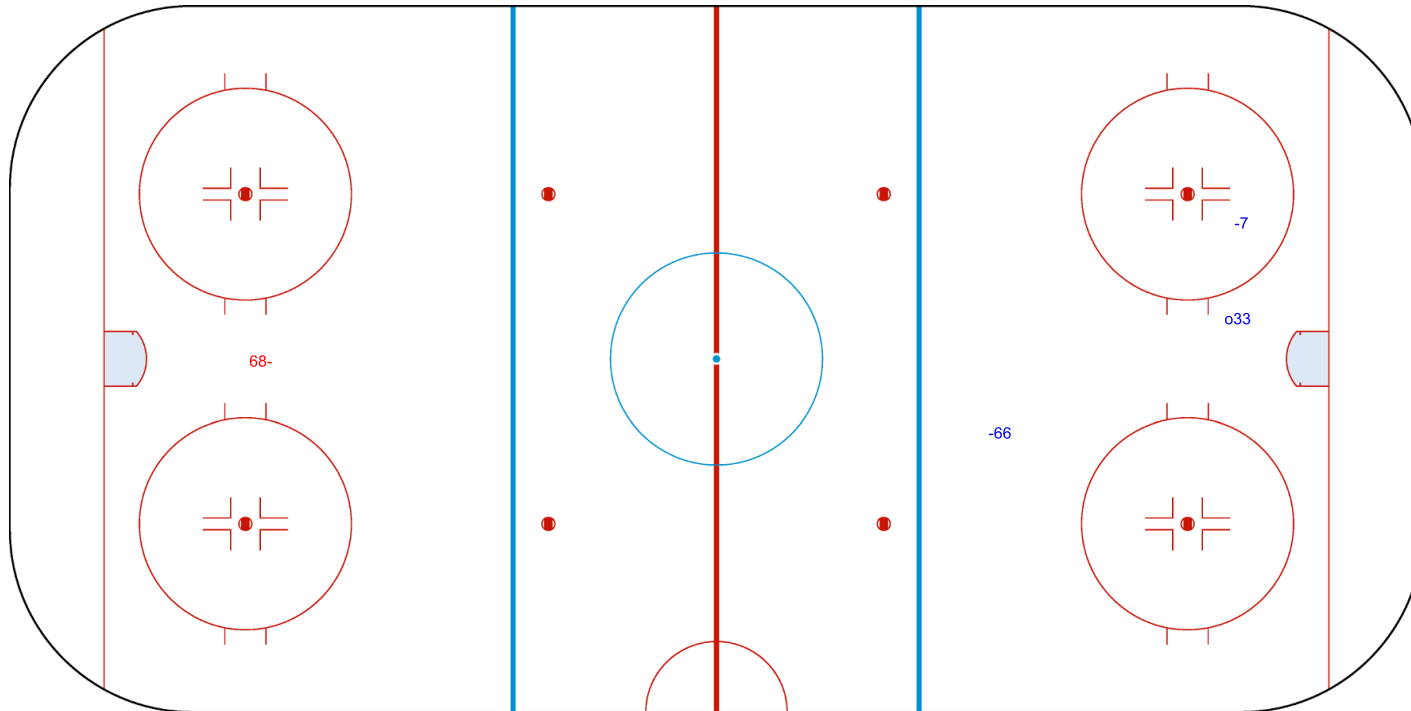
Shots by SVK  
Goals (o): 1    SSG (+): 0  
SSP (<): 0    SPG (-): 2



Period: 1



Shots by SWE  
Goals (o): 0    SSG (+): 0  
SSP (>): 0    SPG (-): 1





Tarlan Arena

WED 11 OCT 2023

Start Time 15:00

Ice Hockey

Mixed

Round Robin, Game 14



Shots by SWE

Goals (o): 0

SSG (+): 2

SSP (<): 0

SPG (-): 1



GK 18 of SVK



Period: 2



Shots by SVK

Goals (o): 1

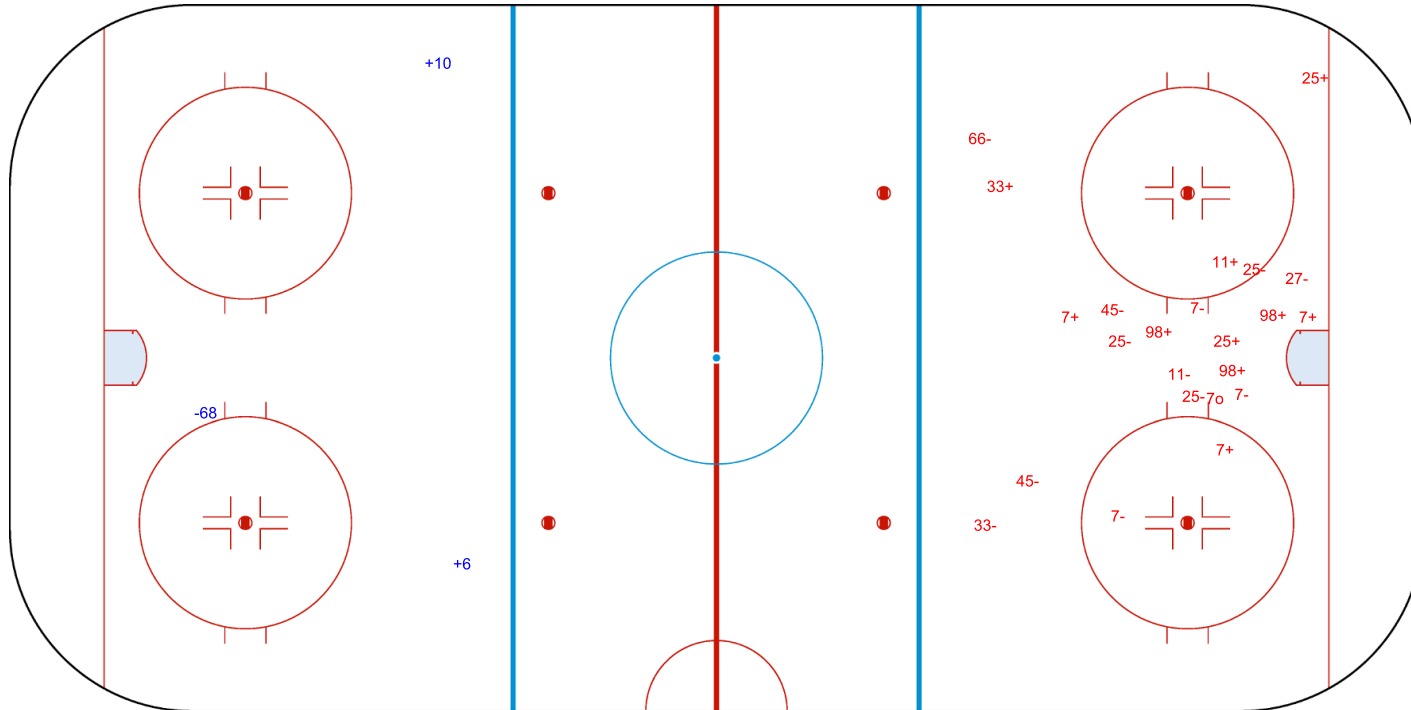
SSG (+): 10

SSP (>): 0

SPG (-): 12



GK 5 of SWE





Tarlan Arena

WED 11 OCT 2023

Start Time 15:00

Ice Hockey

Mixed

Round Robin, Game 14



Shots by SVK

Goals (o): 2

SSG (+): 3

SSP (<): 0

SPG (-): 3

o66

o98

GK 5 of SWE



Period: 3



Shots by SWE

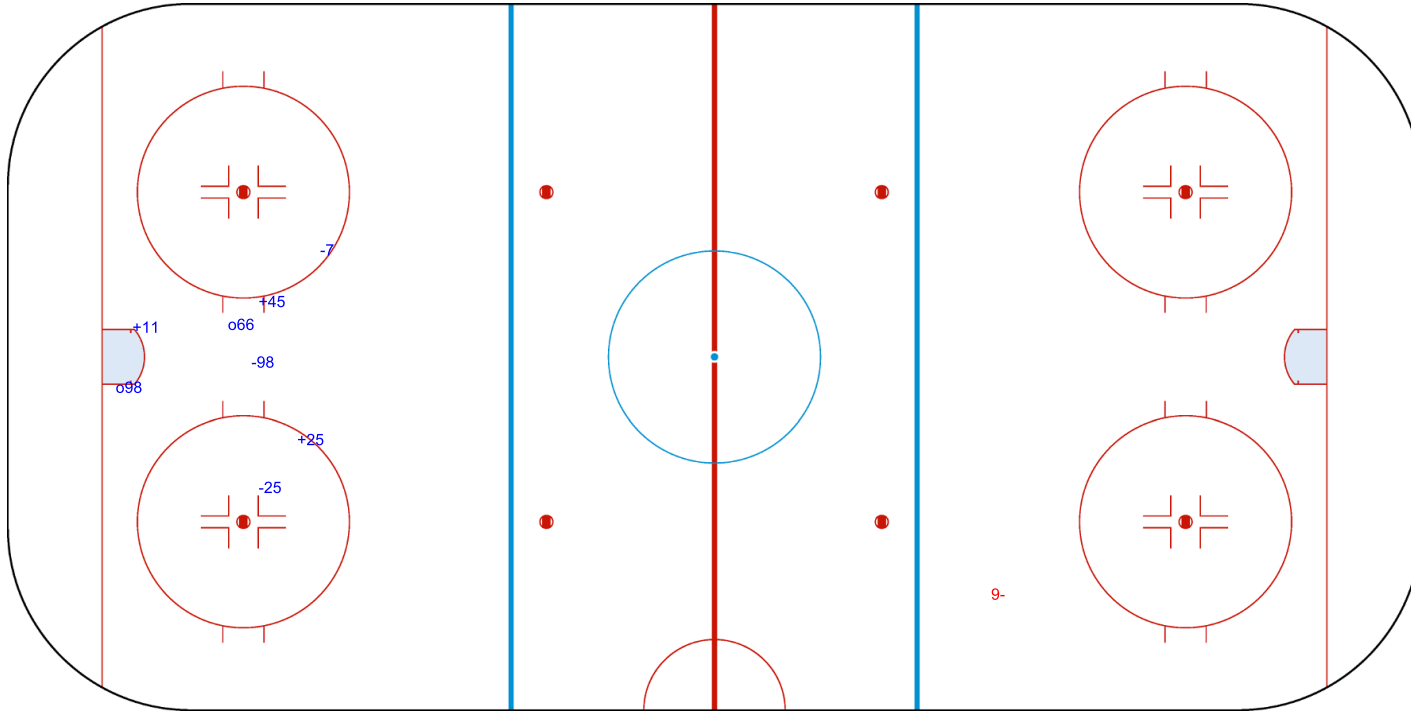
Goals (o): 0

SSG (+): 0

SSP (>): 0

SPG (-): 1

GK 18 of SVK



Legend:

**GK** Goalkeeper

**SPG** Shots past goal

**SSG** Shots saved by goalkeeper

**SSP** Shots saved by player



Face-off Chart  
SVK - SWE

PERIOD 1

SVK	SWE	SVK	SWE	SVK	SWE
Def. zone	Att. zone	Neutral zone		Att. zone	Def. zone
+ 25	- 68	- 25	+ 68	- 25	+ 68
- 25	+ 68	- 25	+ 68		
		+ 25	- 68		
		+ 7	- 68		
Total wins / period		2 / 50%		0 / 0%	
1 / 50%	1 / 50%	2 / 50%	2 / 50%	0 / 0%	1 / 100%

Total wins  
all zones

SVK	SWE
3 / 43%	4 / 57%

PERIOD 2

SVK	SWE	SVK	SWE	SVK	SWE
Def. zone	Att. zone	Neutral zone		Att. zone	Def. zone
- 25	+ 68	+ 25	- 68	+ 25	- 68
+ 45	- 68	- 25	+ 68	+ 45	- 68
		- 25	+ 68	+ 25	- 68
				+ 25	- 68
				+ 7	- 68
				+ 25	- 21
				+ 11	- 68
				- 33	+ 68
				- 7	+ 68
				+ 45	- 68
Total wins / period		1 / 33%		8 / 80%	
1 / 50%	1 / 50%	1 / 33%	2 / 67%	8 / 80%	2 / 20%

Total wins  
all zones

SVK	SWE
10 / 67%	5 / 33%

PERIOD 3

SVK	SWE	SVK	SWE	SVK	SWE
Def. zone	Att. zone	Neutral zone		Att. zone	Def. zone
+ 11	- 21	- 25	+ 68	+ 11	- 68
- 25	+ 68	+ 45	- 68	+ 11	- 68
- 25	+ 68	+ 7	- 68		
+ 11	- 68	- 25	+ 68		
+ 11	- 68	- 25	+ 68		
+ 25	- 68				
- 7	+ 68				
- 7	+ 68				
Total wins / period		2 / 40%		2 / 100%	
4 / 50%	4 / 50%	2 / 40%	3 / 60%	2 / 100%	0 / 0%

Total wins  
all zones

SVK	SWE
8 / 53%	7 / 47%

TOTAL

SVK	SWE	SVK	SWE	SVK	SWE
Def. zone	Att. zone	Neutral zone		Att. zone	Def. zone
Total wins / game		5 / 42%		10 / 77%	
6 / 50%	6 / 50%	5 / 42%	7 / 58%	10 / 77%	3 / 23%

Total wins  
all zones

SVK	SWE
21 / 57%	16 / 43%



HEAD TO HEAD

		SWE								
		No.	21	68	Tot	wins SVK	Dz	Nz	Az	
SVK	7			3 - 3	6	3 50%	0 0%	2 100%	1 50%	
	11		1 - 0	5 - 0	6	6 100%	3 100%		3 100%	
	25		1 - 0	7 - 12	20	8 40%	2 33%	2 22%	4 80%	
	33			0 - 1	1	0 0%			0 0%	
	45			4 - 0	4	4 100%	1 100%	1 100%	2 100%	
	<b>Tot</b>		2		35	37	21 57%	6 50%	5 42%	10 77%
<b>wins SWE</b>			0 0%	16 46%	16 43%					
<b>Dz</b>			0 0%	3 25%	3 23%					
<b>Nz</b>				7 58%	7 58%					
<b>Az</b>			0 0%	6 55%	6 50%					

<b>Legend:</b>									
<b>Az</b>	Attacking zone	<b>Dz</b>	Defending zone	<b>No.</b>	Jersey number	<b>Nz</b>	Neutral zone	<b>Tot.</b>	Total face-offs played



### Game Roster

#### GBR - KAZ

**Referee**

LEGA Simone (ITA)

**Linesmen**

DAUPHINEE Dylan (CAN) , HERMANSEN OSWOLD Marius (NOR)

**Goalkeepers**

**Team: GBR**

No.	Name	Gen	GP	MIP	GA	SVS	SOG	SVS%	GAA
20	HACKWORTH Bryan	M	4	173:30	36	65	101	64.36	9.34
30	ROGERS-HARTLEY Susi	F	4	06:30	1	4	5	80.00	6.92

**Team Roster**

**Team: GBR (White)**

No.	Pos.	Name	Gen	GP	G	A	PTS	PIM	+/-
7	F	WATTS Dani	F	4	0	0	0	0	-9
8	F	QUIRK Stacey	F	4	0	0	0	0	-16
9	F	CHRISTOPHER Tyler	M	4	2	2	4	4	-12
10	F	GREGORY Felicity	F	4	0	0	0	0	-15
13	F	FARMER Gary	M	4	1	0	1	22	-17
18	F	O'BRIEN Ben	M	4	0	0	0	0	-9
20	GK	HACKWORTH Bryan	M	4	0	0	0	0	
21	D	EMMERSON Leanne	F	4	0	0	0	0	-1
22	D	le GALLOUDEC Jonathon	M	4	0	1	1	0	-19
28	D	COLQUITT Mark	M	4	0	0	0	4	-9
30	GK	ROGERS-HARTLEY Susi	F	4	0	0	0	0	
33	D	BROWN Paul	M	4	0	1	1	0	-6
88	D	STEPHENS Nathan	M	4	3	2	5	4	-15
94	F	McLEAN Emily	F	4	0	0	0	0	-12

**Head Coach: OFFERS Ian**

**Team: KAZ**

No.	Name	Gen	GP	MIP	GA	SVS	SOG	SVS%	GAA
1	MUKATOV Beimbet	M	4	45:00	6	15	21	71.43	6.00
20	BASMANOV Oleg	M	4	135:00	14	28	42	66.67	4.67

**Team: KAZ (Blue)**

No.	Pos.	Name	Gen	GP	G	A	PTS	PIM	+/-
1	GK	MUKATOV Beimbet	M	4	0	0	0	0	
4	D	SHORMANOV Sundet	M	4	0	0	0	2	-3
5	D	ZHANSEITOV Daulet	M	4	0	0	0	0	-4
7	D	BONDARENKO Dmitriy	M	4	0	1	1	8	-1
9	D	KONKULOV Korgan	M	4	0	0	0	0	-3
10	D	BEXULTAN Zhanibektarkhan	M	4	2	1	3	0	-4
11	F	SABIROV Kairat	M	4	0	0	0	0	-4
13	F	MIYANOV Maxat	M	3	1	0	1	25	-1
14	D	BOKANOV Yerlik	M	4	0	0	0	4	-6
16	F	KARIPBAYEV Kuat	M	4	1	3	4	8	-3
17	D	ABDYGALIMOV Yerbolat	M	4	0	0	0	2	-2
20	GK	BASMANOV Oleg	M	4	0	0	0	0	
21	F	TOKTARBAYEV Aidos	M	4	1	3	4	2	-2
73	F	PASKHALIDI Alexandr	M	4	0	2	2	2	-2
87	D	AKHMETOV Almas	M	4	2	1	3	10	-5

**Head Coach: BIKSITOV Timur**

<b>Legend:</b>		
<b>+/-</b> Plus/minus net	<b>A</b> Assists	<b>D</b> Defence
<b>G</b> Goals	<b>GA</b> Goals against	<b>GAA</b> Goals against as average per 45 minutes
<b>GK</b> Goalkeeper	<b>GP</b> Games played	<b>M</b> Male
<b>No.</b> Jersey number	<b>PIM</b> Penalties in minutes	<b>Pos.</b> Position
<b>SOG</b> Shots on goal	<b>SVS</b> Saves	<b>SVS%</b> Saves in percentage
		<b>F</b> Female / Forward
		<b>Gen</b> Gender
		<b>MIP</b> Minutes and seconds played
		<b>PTS</b> Points



### Line-ups

#### GBR - KAZ

**Referee**

LEGA Simone (ITA)

**Linesmen**

DAUPHINEE Dylan (CAN) , HERMANSEN OSWOLD Marius (NOR)

**Goalkeepers**

**Team: GBR**

No.	Name	Gen
20	HACKWORTH Bryan	M
30	ROGERS-HARTLEY Susi	F

**Team: KAZ**

No.	Name	Gen
1	MUKATOV Beimbet	M
20	BASMANOV Oleg	M

**Team Line-ups**

**Team: GBR (White)**

No.	Pos.	Name	Gen
21	D	EMMERSON Leanne	F
22	D	le GALLOUDEC Jonathon +A	M
8	F	QUIRK Stacey	F
13	F	FARMER Gary	M
94	F	McLEAN Emily	F
28	D	COLQUITT Mark	M
33	D	BROWN Paul	M
7	F	WATTS Dani	F
10	F	GREGORY Felicity	F
18	F	O'BRIEN Ben	M
88	D	STEPHENS Nathan +A	M
9	F	CHRISTOPHER Tyler +C	M

**Team: KAZ (Blue)**

No.	Pos.	Name	Gen
10	D	BEXULTAN Zhanibektarkhan +A	M
87	D	AKHMETOV Almas	M
16	F	KARIPBAYEV Kuat +C	M
21	F	TOKTARBAYEV Aidos	M
73	F	PASKHALIDI Alexandr +A	M
4	D	SHORMANOV Sundet	M
7	D	BONDARENKO Dmitriy	M
14	D	BOKANOV Yerlik	M
11	F	SABIROV Kairat	M
13	F	MIYANOV Maxat	M
5	D	ZHANSEITOV Daulet	M
9	D	KONKULOV Korgan	M
17	D	ABDYGALIMOV Yerbolat	M

**Head Coach: OFFERS Ian**

**Head Coach: BIKSITOV Timur**

**Legend:**

<b>+A</b>	Assistant Captain	<b>+C</b>	Captain	<b>D</b>	Defence	<b>F</b>	Female / Forward
<b>Gen</b>	Gender	<b>M</b>	Male	<b>No.</b>	Jersey number	<b>Pos.</b>	Position





### Graphical Line-ups

#### GBR - KAZ

**Referee**  
LEGA Simone (ITA)

**Linesmen**  
DAUPHINEE Dylan (CAN) , HERMANSEN OSWOLD Marius (NOR)

**Team:** GBR - Great Britain (White)

**Head Coach:** OFFERS Ian

S1 20 HACKWORTH Bryan		
30 ROGERS-HARTLEY Susi		
S2 22 le GALLOUDEC Jonathon +A	21 EMMERSON Leanne	
S4 8 QUIRK Stacey	94 McLEAN Emily	S6 13 FARMER Gary
S3 28 COLQUITT Mark	33 BROWN Paul	
7 WATTS Dani	10 GREGORY Felicity	18 O'BRIEN Ben
88 STEPHENS Nathan +A		
	S5 9 CHRISTOPHER Tyler +C	

**Team:** KAZ - Kazakhstan (Blue)

**Head Coach:** BIKSITOV Timur

S1 1 MUKATOV Beimbet		
20 BASMANOV Oleg		
S2 73 PASKHALIDI Alexandr +A	S3 87 AKHMETOV Almas	
S5 16 KARIPBAYEV Kuat +C	S6 21 TOKTARBAYEV Aidos	S4 10 BEXULTAN Zhanibektarkhan +A
14 BOKANOV Yerlik		
4 SHORMANOV Sundet		
7 BONDARENKO Dmitriy	13 MIYANOV Maxat	11 SABIROV Kairat
5 ZHANSEITOV Daulet	9 KONKULOV Korgan	17 ABDYGALIMOV Yerbolat

<b>Legend:</b>				
+A	Assistant Captain	+C	Captain	Sn Starting position



### Game Summary

GBR - KAZ 3 - 4 (0 - 0 , 2 - 2 , 1 - 2)

Spectators	Referee	Linesmen
232	LEGA Simone (ITA)	DAUPHINEE Dylan (CAN) , HERMANSEN OSWOLD Marius (NOR)

#### Team Statistics

Period	Score	SVS	SOG	PIM	TPP	PPG	SHG
1	0 : 0	7 : 2	2 : 7	2 : 2	02:00 : 02:00	0 : 0	0 : 0
2	2 : 2	6 : 1	3 : 8	2 : 0	00:00 : 02:00	0 : 0	0 : 0
3	1 : 2	8 : 2	3 : 10	0 : 6	04:24 : 00:00	1 : 0	0 : 0
<b>Total</b>	<b>3 : 4</b>	<b>21 : 5</b>	<b>8 : 25</b>	<b>4 : 8</b>	<b>06:24 : 04:00</b>	<b>1 : 0</b>	<b>0 : 0</b>

#### 1st Period

Action	Time	ET/Res	Team	Type	No.	Name	(G) Name of Assistant(s) / Action Description
GK	00:00		GBR		20	HACKWORTH B	- Goalkeeper in
GK	00:00		KAZ		1	MUKATOV B	- Goalkeeper in
Penalty	10:41	12:41	KAZ	2 min.	73	PASKHALIDI A	- Teeing
Penalty	12:42	14:42	GBR	2 min.	22	le GALLOUDEC J	- Holding an opponent

#### 2nd Period

Action	Time	ET/Res	Team	Type	No.	Name	(G) Name of Assistant(s) / Action Description
<b>Goal</b>	<b>16:23</b>	<b>0 : 1</b>	<b>KAZ</b>	<b>EQ</b>	<b>7</b>	<b>BONDARENKO D</b>	(1) 13 MIYANOV M On Ice GBR 20 8 9 13 21 22 11 SABIROV K KAZ 1 7 11 13 14 73
<b>Goal</b>	<b>18:09</b>	<b>1 : 1</b>	<b>GBR</b>	<b>EQ</b>	<b>7</b>	<b>WATTS D</b>	(1) 9 CHRISTOPHER T On Ice GBR 20 7 9 13 21 22 13 FARMER G KAZ 1 10 16 21 73 87
Penalty	23:57	25:57	GBR	2 min.	13	FARMER G	- Holding an opponent
<b>Goal</b>	<b>27:35</b>	<b>1 : 2</b>	<b>KAZ</b>	<b>EQ</b>	<b>16</b>	<b>KARIPBAYEV K</b>	(2) On Ice GBR 20 7 10 13 22 88 KAZ 1 10 14 16 21 87
<b>Goal</b>	<b>29:16</b>	<b>2 : 2</b>	<b>GBR</b>	<b>EQ</b>	<b>88</b>	<b>STEPHENS N</b>	(4) 9 CHRISTOPHER T On Ice GBR 20 8 9 18 33 88 8 QUIRK S KAZ 1 7 11 13 73 87

#### 3rd Period

Action	Time	ET/Res	Team	Type	No.	Name	(G) Name of Assistant(s) / Action Description
Penalty	30:42	32:42	KAZ	2 min.	73	PASKHALIDI A	- Holding an opponent
Penalty	33:18	35:18	KAZ	2 min.	21	TOKTARBAYEV A	- Interference
<b>Goal</b>	<b>36:17</b>	<b>2 : 3</b>	<b>KAZ</b>	<b>EQ</b>	<b>21</b>	<b>TOKTARBAYEV A</b>	(2) On Ice GBR 20 7 9 21 22 94 13 MIYANOV M KAZ 1 7 13 21 73 87
<b>Goal</b>	<b>37:08</b>	<b>2 : 4</b>	<b>KAZ</b>	<b>EQ</b>	<b>73</b>	<b>PASKHALIDI A</b>	(1) 21 TOKTARBAYEV A On Ice GBR 20 8 9 13 28 88 16 KARIPBAYEV K KAZ 1 7 16 21 73 87
Penalty	42:56	43:20	KAZ	2 min.	7	BONDARENKO D	- Teeing
<b>Goal</b>	<b>43:20</b>	<b>3 : 4</b>	<b>GBR</b>	<b>PP1</b>	<b>9</b>	<b>CHRISTOPHER T</b>	(3) 13 FARMER G On Ice GBR 20 9 13 22 88 94 KAZ 1 16 21 73 87 *
GK	45:00		GBR				20 HACKWORTH B - Goalkeeper out
GK	45:00		KAZ				1 MUKATOV B - Goalkeeper out

#### Goalkeeper Records

Team : GBR - Great Britain

No.	Name	SOG	SVS	MIP
20	HACKWORTH Bryan	25	21	45:00
30	ROGERS-HARTLEY Susi			

Team : KAZ - Kazakhstan

No.	Name	SOG	SVS	MIP
1	MUKATOV Beimbet	8	5	45:00
20	BASMANOV Oleg			

#### Game Statistics

Team : GBR (White)																								
Head Coach : OFFERS Ian										Shots on Goal					Time on Ice									
No.	Pos.	Name	Gen	G	A	P	PIM	FO+	FO-	FO+/-	FO%	1	2	3	OT	TS	+/-	1	2	3	OT	TOT	SHF	AVG
8	F	QUIRK Stacey	F	0	1	1	0	0	1	-1	0.00	0	0	0	0	0	-1	0:00	0:00	0:00	0:00	0:00	0	0:00
13	F	FARMER Gary	M	0	2	2	2	0	0	0	0.00	1	0	0	1	1	-2	0:00	0:00	0:00	0:00	0:00	0	0:00
21	D	EMMERSON Leanne	F	0	0	0	0	1	0	1	100.00	0	0	0	0	0	-1	0:00	0:00	0:00	0:00	0:00	0	0:00



Head Coach : OFFERS Ian											Shots on Goal					Time on Ice								
No.	Pos.	Name	Gen	G	A	P	PIM	FO+	FO-	FO+/-	FO%	1	2	3	OT	TS	+/-	1	2	3	OT	TOT	SHF	AVG
22	D	le GALLOUDEC Jonathon +A	M	0	0	0	2	0	0	0	0.00	0	0	0	0	0	-2	0:00	0:00	0:00		0:00	0	0:00
94	F	McLEAN Emily	F	0	0	0	0	1	2	-1	33.33	0	0	0	0	0	-1	0:00	0:00	0:00		0:00	0	0:00
7	F	WATTS Dani	F	1	0	1	0	0	2	-2	0.00	0	1	0	1	1	-1	0:00	0:00	0:00		0:00	0	0:00
10	F	GREGORY Felicity	F	0	0	0	0	1	5	-4	16.67	0	0	0	0	0	-1	0:00	0:00	0:00		0:00	0	0:00
18	F	O'BRIEN Ben	M	0	0	0	0	0	0	0	0.00	0	0	0	0	0	+1	0:00	0:00	0:00		0:00	0	0:00
28	D	COLQUITT Mark	M	0	0	0	0	0	0	0	0.00	0	0	0	0	0	-1	0:00	0:00	0:00		0:00	0	0:00
33	D	BROWN Paul	M	0	0	0	0	0	0	0	0.00	0	0	0	0	0	+1	0:00	0:00	0:00		0:00	0	0:00
9	F	CHRISTOPHER Tyler +C	M	1	2	3	0	18	21	-3	46.15	1	1	1	3	3	-1	0:00	0:00	0:00		0:00	0	0:00
88	D	STEPHENS Nathan +A	M	1	0	1	0	0	0	0	0.00	0	1	2	3	3	-1	0:00	0:00	0:00		0:00	0	0:00
20	GK	HACKWORTH Bryan (BP)	M	0	0	0	0					0	0	0	0	0								
30	GK	ROGERS-HARTLEY Susi	F	0	0	0	0					0	0	0	0	0								
<b>Total</b>				<b>3</b>	<b>5</b>	<b>8</b>	<b>4</b>	<b>21</b>	<b>31</b>	<b>-10</b>	<b>40.38</b>	<b>2</b>	<b>3</b>	<b>3</b>	<b>8</b>	<b>8</b>								

Team : KAZ (Blue)

Head Coach : BIKSITOV Timur											Shots on Goal					Time on Ice								
No.	Pos.	Name	Gen	G	A	P	PIM	FO+	FO-	FO+/-	FO%	1	2	3	OT	TS	+/-	1	2	3	OT	TOT	SHF	AVG
10	D	BEXULTAN Zhanibektarkhan +A	M	0	0	0	0	0	1	-1	0.00	1	0	1	2	2	0	0:00	0:00	0:00		0:00	0	0:00
16	F	KARIPBAYEV Kuat +C (BP)	M	1	1	2	0	23	11	12	67.65	1	3	0	4	4	+1	0:00	0:00	0:00		0:00	0	0:00
21	F	TOKTARBAYEV Aidos	M	1	1	2	2	2	1	1	66.67	3	1	3	7	7	+2	0:00	0:00	0:00		0:00	0	0:00
73	F	PASKHALIDI Alexandr +A	M	1	0	1	4	0	0	0	0.00	1	1	2	4	4	+1	0:00	0:00	0:00		0:00	0	0:00
87	D	AKHMETOV Almas	M	0	0	0	0	0	0	0	0.00	0	0	0	0	0	+1	0:00	0:00	0:00		0:00	0	0:00
4	D	SHORMANOV Sundet	M	0	0	0	0	0	0	0	0.00	0	0	0	0	0	0	0:00	0:00	0:00		0:00	0	0:00
7	D	BONDARENKO Dmitriy	M	1	1	2	2	0	2	-2	0.00	1	2	0	3	3	+2	0:00	0:00	0:00		0:00	0	0:00
11	F	SABIROV Kairat	M	0	1	1	0	6	5	1	54.55	0	0	0	0	0	0	0:00	0:00	0:00		0:00	0	0:00
13	F	MIYANOV Maxat	M	0	2	2	0	0	0	0	0.00	0	1	4	5	5	+1	0:00	0:00	0:00		0:00	0	0:00
14	D	BOKANOV Yerlik	M	0	0	0	0	0	0	0	0.00	0	0	0	0	0	+2	0:00	0:00	0:00		0:00	0	0:00
5	D	ZHANSEITOV Daulet	M	0	0	0	0	0	0	0	0.00	0	0	0	0	0	0	0:00	0:00	0:00		0:00	0	0:00
9	D	KONKULOV Korgan	M	0	0	0	0	0	1	-1	0.00	0	0	0	0	0	0	0:00	0:00	0:00		0:00	0	0:00
17	D	ABDYGALIMOV Yerbolat	M	0	0	0	0	0	0	0	0.00	0	0	0	0	0	0	0:00	0:00	0:00		0:00	0	0:00
1	GK	MUKATOV Beimbet	M	0	0	0	0					0	0	0	0	0								
20	GK	BASMANOV Oleg	M	0	0	0	0					0	0	0	0	0								
<b>Total</b>				<b>4</b>	<b>6</b>	<b>10</b>	<b>8</b>	<b>31</b>	<b>21</b>	<b>10</b>	<b>59.62</b>	<b>7</b>	<b>8</b>	<b>10</b>	<b>25</b>	<b>25</b>								

Round Robin

R	Team	GP	W	OTW	OTL	L	GDF	GF : GA	PTS
1	JPN	5	4	1	0	0	+29	31 : 2	14
2	SVK	5	4	0	1	0	+38	43 : 5	13
3	SWE	5	3	0	0	2	+9	15 : 6	9
4	KAZ	5	2	0	0	3	-12	11 : 23	6
5	GBR	5	1	0	0	4	-32	9 : 41	3
6	FIN	5	0	0	0	5	-32	2 : 34	0

	FIN	GBR	JPN	KAZ	SVK	SWE
FIN	*****	1:4	0:8	1:6	0:9	0:7
GBR	4:1	*****	0:13	3:4	1:18	1:5
JPN	8:0	13:0	*****	6:0	3:2	1:0
KAZ	6:1	4:3	0:6	*****	1:10	0:3
SVK	9:0	18:1	2:3	10:1	*****	4:0
SWE	7:0	5:1	0:1	3:0	0:4	*****

Legend:	
<b>(G)</b> Goals in tournament	<b>*</b> does not count for Plus/minus
<b>+C</b> Captain	<b>A</b> Assists
<b>ET/Res</b> Penalty end time/Result of game	<b>F</b> Female / Forward
<b>FO+</b> Face-offs won	<b>FO+/-</b> Face-offs net
<b>GDF</b> Goal difference	<b>Gen</b> Gender
<b>GP</b> Games played	<b>L</b> Losses
<b>No.</b> Jersey number	<b>OT</b> Overtime
<b>P</b> Points	<b>PIM</b> Penalties in minutes
<b>PPG</b> Power play goals	<b>PTS</b> Points
<b>SOG</b> Shots on goal	<b>SVS</b> Saves
<b>W</b> Wins	<b>+/-</b> Plus/minus net
	<b>D</b> Defence
	<b>FO-</b> Face-offs lost
	<b>G</b> Goals
	<b>GF</b> Goals for
	<b>M</b> Male
	<b>OTL</b> Overtime losses
	<b>Pos.</b> Position
	<b>R</b> Rank
	<b>TPP</b> Time on power play
	<b>+A</b> Assistant Captain
	<b>EQ</b> Equal strength
	<b>FO%</b> Face-offs won as percentage
	<b>GA</b> Goals against
	<b>GK</b> Goalkeeper
	<b>MIP</b> Minutes in play (GK)
	<b>OTW</b> Overtime wins
	<b>PP1</b> Power play - 1 player
	<b>SHG</b> Shorthanded goals
	<b>TS</b> Total shots



### Shot Chart GBR - KAZ

Shots by KAZ

Goals (o): 0    SSG (+): 7  
SSP (<): 2    SPG (-): 8



GK 20 of GBR



Period: 1

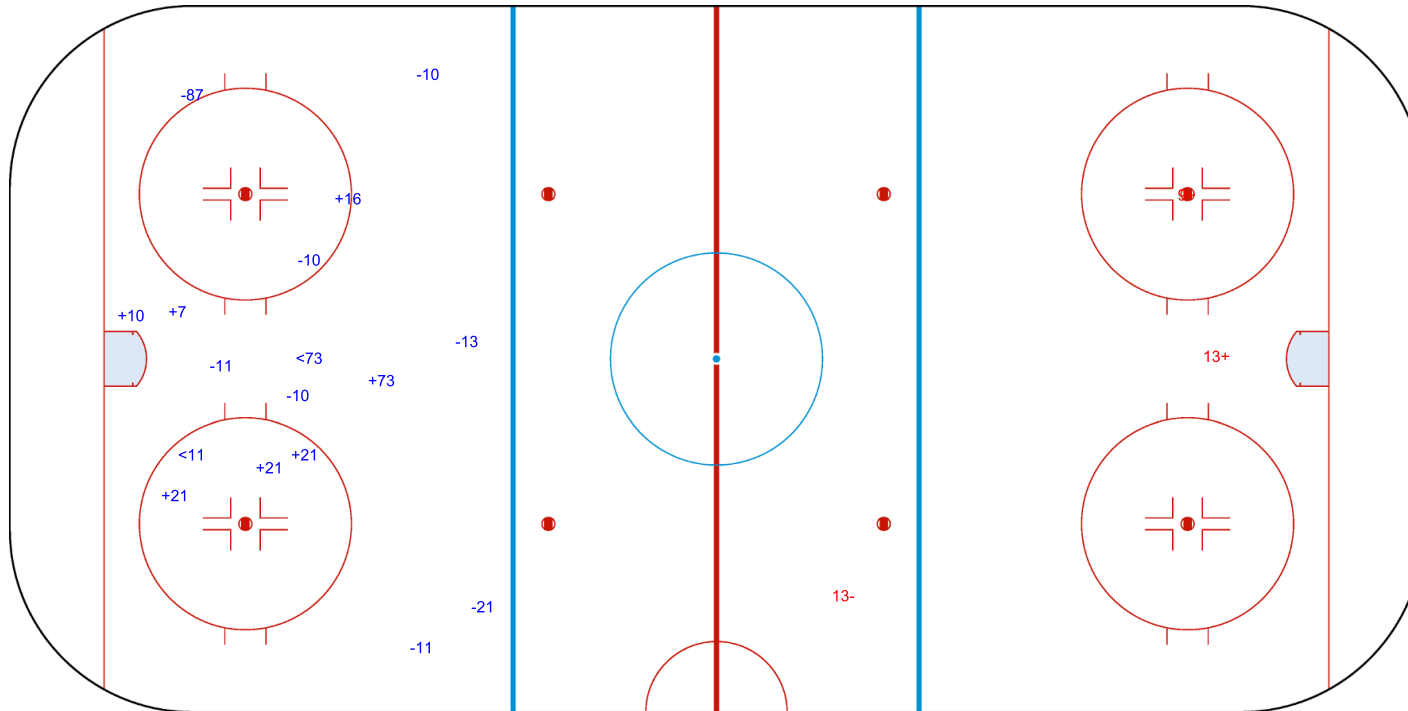


Shots by GBR

Goals (o): 0    SSG (+): 2  
SSP (>): 0    SPG (-): 1



GK 1 of KAZ





Tarlan Arena

WED 11 OCT 2023

Start Time 19:00

Ice Hockey

Mixed

Round Robin, Game 15



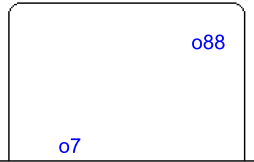
Shots by GBR

Goals (o): 2

SSG (+): 1

SSP (<): 0

SPG (-): 1



GK 1 of KAZ



Period: 2



Shots by KAZ

Goals (o): 2

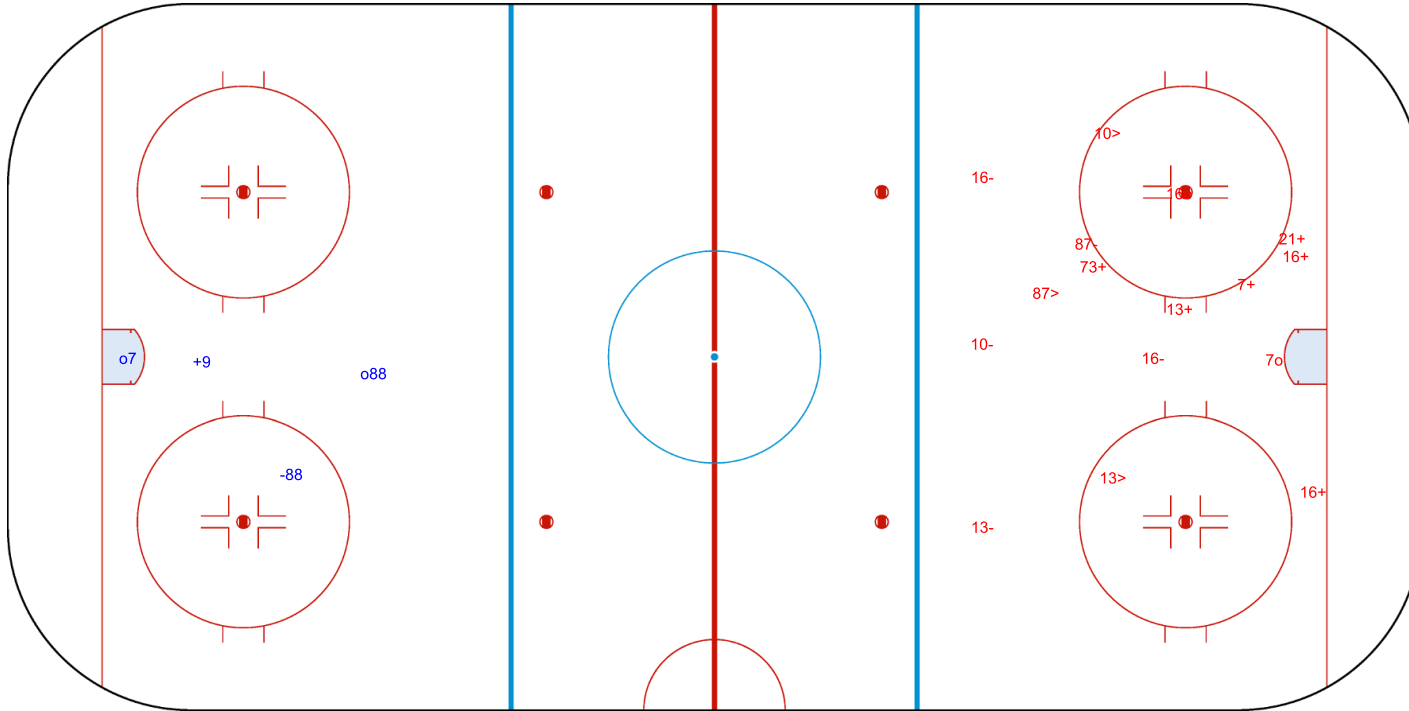
SSG (+): 6

SSP (>): 3

SPG (-): 5



GK 20 of GBR





Tarlan Arena

WED 11 OCT 2023

Start Time 19:00

Ice Hockey

Mixed

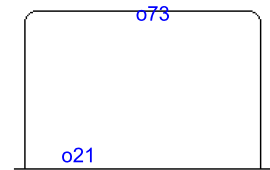
Round Robin, Game 15



Shots by KAZ

Goals (o): 2    SSG (+): 8

SSP (-): 0    SPG (-): 4



GK 20 of GBR



Period: 3



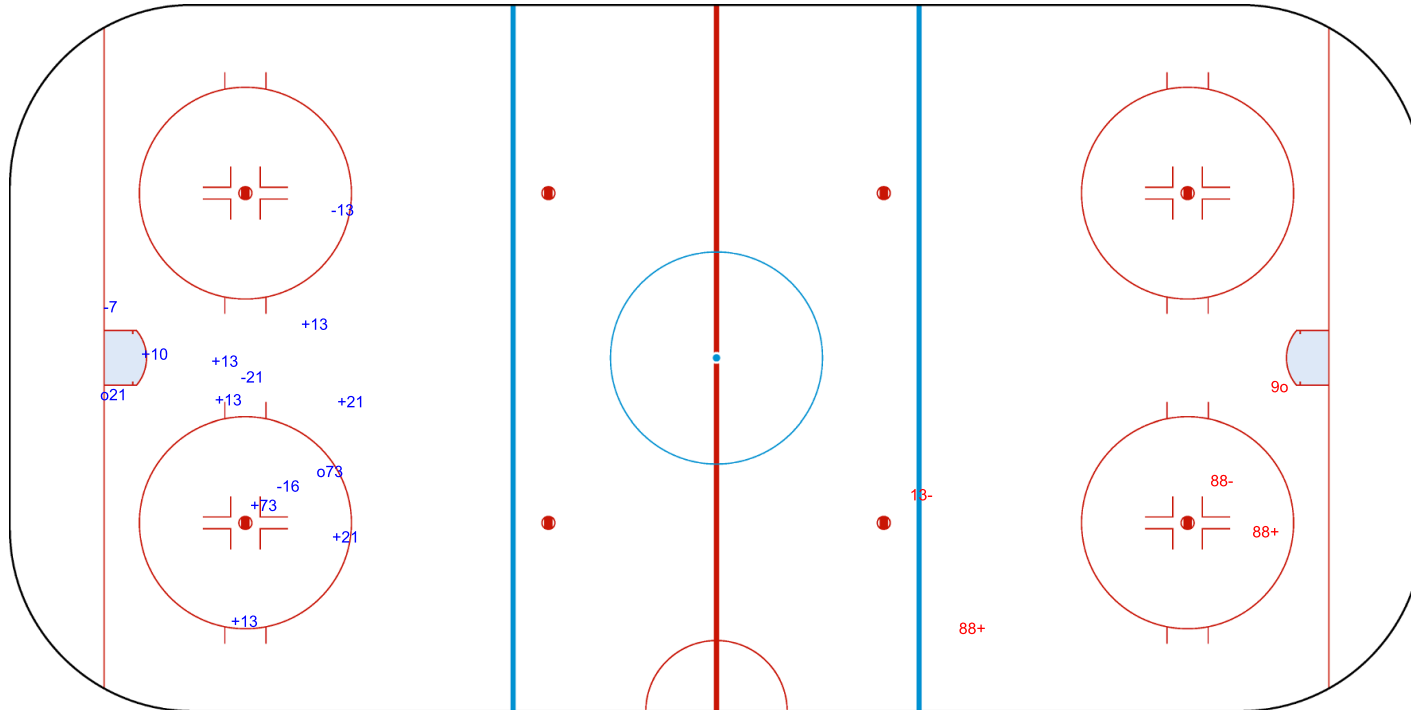
Shots by GBR

Goals (o): 1    SSG (+): 2

SSP (>): 0    SPG (-): 2



GK 1 of KAZ



Legend:	
<b>GK</b>	Goalkeeper
<b>SPG</b>	Shots past goal
<b>SSG</b>	Shots saved by goalkeeper
<b>SSP</b>	Shots saved by player



### Face-off Chart GBR - KAZ

#### PERIOD 1

	GBR		KAZ		GBR		KAZ		
	Def. zone	Att. zone	Neutral zone		Att. zone	Def. zone			
	+ 9	- 11	- 9	+ 16	- 9	+ 16			Total wins all zones
	- 9	+ 16	- 10	+ 11	- 9	+ 16			
	+ 10	- 16	+ 94	- 16	- 9	+ 16			
	+ 9	- 11							
	+ 9	- 16							
	+ 9	- 16							
	- 9	+ 11							
	- 10	+ 16							
Total wins / period	5 / 63%	3 / 37%	1 / 33%	2 / 67%	0 / 0%	3 / 100%	6 / 43%	8 / 57%	

#### PERIOD 2

	GBR		KAZ		GBR		KAZ		
	Def. zone	Att. zone	Neutral zone		Att. zone	Def. zone			
	- 9	+ 11	+ 9	- 16	+ 9	- 11			Total wins all zones
	- 9	+ 11	+ 9	+ 11	+ 9	- 16			
	+ 21	- 9	+ 9	- 11	- 9	+ 16			
	- 94	+ 16	+ 9	- 16					
	- 10	+ 16	- 94	+ 16					
	+ 9	- 11	- 10	+ 11					
	- 9	+ 16	- 10	+ 16					
	- 9	+ 16	- 9	+ 16					
Total wins / period	2 / 25%	6 / 75%	3 / 38%	5 / 62%	2 / 67%	1 / 33%	7 / 37%	12 / 63%	

#### PERIOD 3

	GBR		KAZ		GBR		KAZ		
	Def. zone	Att. zone	Neutral zone		Att. zone	Def. zone			
	+ 9	- 21	- 9	+ 16	+ 9	- 16			Total wins all zones
	+ 9	- 7	- 9	+ 16	- 9	+ 16			
	- 8	+ 21	+ 9	- 16	+ 9	- 7			
	- 7	+ 16	- 9	+ 16	+ 9	- 16			
	+ 9	- 10	- 9	+ 16	- 7	+ 21			
	+ 9	- 16	- 9	+ 16	- 9	+ 16			
			- 9	+ 16	- 9	+ 16			
Total wins / period	4 / 67%	2 / 33%	1 / 17%	5 / 83%	3 / 43%	4 / 57%	8 / 42%	11 / 58%	

#### TOTAL

	GBR		KAZ		GBR		KAZ		
	Def. zone	Att. zone	Neutral zone		Att. zone	Def. zone			
Total wins / game	11 / 50%	11 / 50%	5 / 29%	12 / 71%	5 / 38%	8 / 62%	21 / 40%	31 / 60%	



HEAD TO HEAD

		KAZ										
No.		7	9	10	11	16	21	Tot	wins GBR	Dz	Nz	Az
GBR	7					0 - 1	0 - 1	2	0 0%	0 0%		0 0%
	8						0 - 1	1	0 0%	0 0%		
	9	2 - 0		1 - 0	5 - 4	9 - 17	1 - 0	39	18 46%	9 60%	4 33%	5 42%
	10				0 - 2	1 - 3		6	1 17%	1 33%	0 0%	
	21		1 - 0					1	1 100%	1 100%		
	94					1 - 2		3	1 33%	0 0%	1 50%	
<b>Tot</b>		2	1	1	11	34	3	52	21 40%	11 50%	5 29%	5 38%
<b>wins KAZ</b>		0 0%	0 0%	0 0%	6 55%	23 68%	2 67%	31 60%				
<b>Dz</b>		0 0%			0 0%	7 70%	1 100%	8 62%				
<b>Nz</b>					3 75%	9 69%		12 71%				
<b>Az</b>		0 0%	0 0%	0 0%	3 50%	7 64%	1 50%	11 50%				

**Legend:**  
**Az** Attacking zone    **Dz** Defending zone    **No.** Jersey number    **Nz** Neutral zone    **Tot.** Total face-offs played





## Team Statistics

As of WED 11 OCT 2023

Including Game 15

### Scoring Efficiency

(Ranked by highest SG% / highest GP)

Rank	Team	GP	GF	SSG	SOG	SG%
1	SVK	5	43	79	122	<b>35.25</b>
2	JPN	5	31	81	112	<b>27.68</b>
3	SWE	5	15	46	61	<b>24.59</b>
4	GBR	5	9	28	37	<b>24.32</b>
5	KAZ	5	11	42	53	<b>20.75</b>
6	FIN	5	2	22	24	<b>8.33</b>

### Power Play

(Ranked by highest PP% / highest GP)

Rank	Team	GP	ADV	PPGF	PP%	TPP	M:S
1	SVK	5	17	10	<b>58.82</b>	26:13	02:37
2	JPN	5	14	4	<b>28.57</b>	22:58	05:44
3	SWE	5	9	2	<b>22.22</b>	16:57	08:28
4	KAZ	5	11	1	<b>9.09</b>	16:29	16:29
5	GBR	5	13	1	<b>7.69</b>	24:28	24:28
6	FIN	5	11	0	<b>0.00</b>	23:17	00:00

### Penalty Killing

(Ranked by highest PK% / highest GP)

Rank	Team	GP	DVG	PPGA	PK%	TSH	M:S
1	JPN	5	10	0	<b>100.00</b>	18:50	00:00
1	SVK	5	9	0	<b>100.00</b>	16:03	00:00
3	SWE	5	10	1	<b>90.00</b>	19:06	19:06
4	GBR	5	13	3	<b>76.92</b>	22:13	07:24
5	KAZ	5	22	7	<b>68.18</b>	38:46	05:32
6	FIN	5	11	7	<b>36.36</b>	15:24	02:12

### Goalkeeping

(Ranked by highest SVS%)

Rank	Team	GP	GA	SVS	SOG	SVS%	GAA	SHGA	PPGA	SO	ENG
1	JPN	5	2	26	28	<b>92.86</b>	0.39	0	0	4	0
2	SWE	5	6	37	43	<b>86.05</b>	1.20	0	1	2	0
3	SVK	5	5	18	23	<b>78.26</b>	0.98	1	0	2	0
4	FIN	5	34	79	113	<b>69.91</b>	6.88	0	7	0	1
5	GBR	5	41	90	131	<b>68.70</b>	8.20	2	3	0	0
6	KAZ	5	23	48	71	<b>67.61</b>	4.60	1	7	0	0

### Penalties

(Ranked by highest PIM)

Rank	Team	GP	2	5	10	GM	MP	PIM	PAVG
1	KAZ	5	24	0	0	0	1	<b>73</b>	14:36
2	GBR	5	14	0	1	0	0	<b>38</b>	7:36
3	FIN	5	11	0	0	0	0	<b>22</b>	4:24
3	JPN	5	11	0	0	0	0	<b>22</b>	4:24
3	SWE	5	11	0	0	0	0	<b>22</b>	4:24
6	SVK	5	10	0	0	0	0	<b>20</b>	4:00

### Shorthanded Goals

(Ranked by highest NET / lowest GP)

Rank	Team	GP	SHGF	SHGA	NET
1	JPN	5	2	0	<b>+2</b>
2	SWE	5	1	0	<b>+1</b>
3	FIN	5	0	0	<b>0</b>
3	SVK	5	1	1	<b>0</b>
5	KAZ	5	0	1	<b>-1</b>
6	GBR	5	0	2	<b>-2</b>

### Attendance

(Ranked by highest average attendance)

Rank	Team	GP	Spect	AVG
1	KAZ	5	964	<b>192</b>
2	GBR	5	514	<b>102</b>
2	SVK	5	514	<b>102</b>
4	FIN	5	508	<b>101</b>
5	JPN	5	488	<b>97</b>
6	SWE	5	436	<b>87</b>
<b>Total</b>		15	1712	114

Legend:	
<b>2</b>	Two (2) minute penalties
<b>ADV</b>	Advantage (times on power play)
<b>ENG</b>	Empty net goals
<b>GF</b>	Goals for
<b>MP</b>	Match penalties
<b>PAVG</b>	PIM in average
<b>PPGA</b>	Power play goals against
<b>SG%</b>	Percentage of goals from total shots
<b>SO</b>	Shutouts
<b>SSG</b>	Shots saved by goalkeeper
<b>TPP</b>	Time of power play
<b>5</b>	Five (5) minute penalties
<b>AVG</b>	Average
<b>GA</b>	Goals against
<b>GM</b>	Game misconducts
<b>M:S</b>	Average time in min. and sec.
<b>PIM</b>	Penalties in minutes
<b>PPGF</b>	Power play goals for
<b>SHGA</b>	Shorthanded goals against
<b>SOG</b>	Shots on goal
<b>SVS</b>	Saves
<b>TSH</b>	Time shorthanded in min. and sec.
<b>10</b>	Ten (10) minute penalties
<b>DVG</b>	Disadvantage (number of times shorthanded)
<b>GAA</b>	Goals against as average per 45 minutes
<b>GP</b>	Number of games played
<b>NET</b>	SHGF - SHGA
<b>PK%</b>	Penalty killing percentage
<b>PP%</b>	Power play eff. as percentage
<b>SHGF</b>	Shorthanded goals for
<b>Spect</b>	Spectators
<b>SVS%</b>	SVS as percentage of total SOG



## Player Statistics by Team

As of WED 11 OCT 2023

Including Game 13

### FIN - Finland

#### Playing Statistics

No.	Name	Gen	Pos.	GP	G	A	PTS	PIM	+/-	GWG	PPG	SHG	SOG	SG%	TM	M/G	TSh	AT/S
6	VESIKANSA Markku	M	D	5	0	0	0	6	-9	0	0	0	1	0.00	0:00	0:00	0	0:00
8	ROPONEN Jani	M	D	5	0	0	0	2	-16	0	0	0	1	0.00	0:00	0:00	0	0:00
12	PAKARINEN Lasse	M	D	5	0	0	0	0	-11	0	0	0	1	0.00	0:00	0:00	0	0:00
13	HIRVELA Markku	M	F	5	0	1	1	0	-14	0	0	0	3	0.00	0:00	0:00	0	0:00
16	ALESTALO Aki	M	F	5	1	0	1	0	-13	0	0	0	6	16.67	0:00	0:00	0	0:00
17	KANGASTIE Harri	M	F	5	0	1	1	6	-18	0	0	0	5	0.00	0:00	0:00	0	0:00
25	HIMANEN Juhamatti	M	F	5	0	0	0	0	-11	0	0	0	0	0.00	0:00	0:00	0	0:00
26	ROVIO Eemi	M	D	5	0	0	0	0	-14	0	0	0	1	0.00	0:00	0:00	0	0:00
35	KARKO Timo	M	GK	5	0	0	0	0		0	0	0	0	0.00				
36	LEHTO Markus	M	F	5	1	0	1	0	-11	0	0	0	5	20.00	0:00	0:00	0	0:00
74	HEIKKILA Pasi	M	GK	5	0	0	0	0		0	0	0	0	0.00				
96	NISKANEN Tuomo	M	F	5	0	1	1	8	-9	0	0	0	1	0.00	0:00	0:00	0	0:00

#### Goalkeeping Statistics

No.	Name	Gen	GPT	GKD	GPI	MIP	MIP%	GA	SVS	SOG	SVS%	GAA	SO	W	L
35	KARKO Timo	M	5	5	5	144:01	64.79	20	44	64	68.75	6.25	0	0	3
74	HEIKKILA Pasi	M	5	5	3	78:16	35.21	13	35	48	72.92	7.47	0	0	2

#### Legend:

<b>+/-</b>	Plus/minus net	<b>A</b>	Assists	<b>AT/S</b>	Average time per shift
<b>D</b>	Defence	<b>F</b>	Forward	<b>G</b>	Goals
<b>GA</b>	Goals against	<b>GAA</b>	Goals against as average per 45 minutes	<b>Gen</b>	Gender
<b>GK</b>	Goalkeeper	<b>GKD</b>	Goalkeeper dressed	<b>GP</b>	Number of games played
<b>GPI</b>	Games played in	<b>GPT</b>	Number of games played by team	<b>GWG</b>	Game winning goals
<b>L</b>	Number of games lost	<b>M</b>	Male	<b>MIP</b>	Minutes and seconds played
<b>MIP%</b>	MIP as percentage	<b>M/G</b>	Minutes per game	<b>No.</b>	Jersey number
<b>PIM</b>	Penalties in minutes	<b>Pos.</b>	Position on team	<b>PPG</b>	Power play goals
<b>PTS</b>	Points	<b>SG%</b>	Percentage of goals from total shots	<b>SHG</b>	Shorthanded goals
<b>SO</b>	Shutouts	<b>SOG</b>	Shots on goal	<b>SVS</b>	Saves
<b>SVS%</b>	SVS as percentage of total SOG	<b>TM</b>	Total minutes played	<b>TSh</b>	Total shifts played
<b>W</b>	Number of games won				



## Player Statistics by Team

As of WED 11 OCT 2023

Including Game 15

### GBR - Great Britain

#### Playing Statistics

No.	Name	Gen	Pos.	GP	G	A	PTS	PIM	+/-	GWG	PPG	SHG	SOG	SG%	TM	M/G	TSh	AT/S
7	WATTS Dani	F	F	5	1	0	1	0	-10	0	0	0	1	100.00	0:00	0:00	0	0:00
8	QUIRK Stacey	F	F	5	0	1	1	0	-17	0	0	0	0	0.00	0:00	0:00	0	0:00
9	CHRISTOPHER Tyler	M	F	5	3	4	7	4	-13	0	1	0	9	33.33	0:00	0:00	0	0:00
10	GREGORY Felicity	F	F	5	0	0	0	0	-16	0	0	0	0	0.00	0:00	0:00	0	0:00
13	FARMER Gary	M	F	5	1	2	3	24	-19	1	0	0	10	10.00	0:00	0:00	0	0:00
18	O'BRIEN Ben	M	F	5	0	0	0	0	-8	0	0	0	0	0.00	0:00	0:00	0	0:00
20	HACKWORTH Bryan	M	GK	5	0	0	0	0		0	0	0	0	0.00				
21	EMMERSON Leanne	F	D	5	0	0	0	0	-2	0	0	0	0	0.00	0:00	0:00	0	0:00
22	le GALLOUDEC Jonathon	M	D	5	0	1	1	2	-21	0	0	0	0	0.00	0:00	0:00	0	0:00
28	COLQUITT Mark	M	D	5	0	0	0	4	-10	0	0	0	1	0.00	0:00	0:00	0	0:00
30	ROGERS-HARTLEY Susi	F	GK	5	0	0	0	0		0	0	0	0	0.00				
33	BROWN Paul	M	D	5	0	1	1	0	-5	0	0	0	2	0.00	0:00	0:00	0	0:00
88	STEPHENS Nathan	M	D	5	4	2	6	4	-16	0	0	0	14	28.57	0:00	0:00	0	0:00
94	McLEAN Emily	F	F	5	0	0	0	0	-13	0	0	0	0	0.00	0:00	0:00	0	0:00

#### Goalkeeping Statistics

No.	Name	Gen	GPT	GKD	GPI	MIP	MIP%	GA	SVS	SOG	SVS%	GAA	SO	W	L
20	HACKWORTH Bryan	M	5	5	5	218:30	97.11	40	86	126	68.25	8.24	0	1	4
30	ROGERS-HARTLEY Susi	F	5	5	1	06:30	2.89	1	4	5	80.00	6.92	0	0	0

#### Legend:

<b>+/-</b>	Plus/minus net	<b>A</b>	Assists	<b>AT/S</b>	Average time per shift
<b>D</b>	Defence	<b>F</b>	Female / Forward	<b>G</b>	Goals
<b>GA</b>	Goals against	<b>GAA</b>	Goals against as average per 45 minutes	<b>Gen</b>	Gender
<b>GK</b>	Goalkeeper	<b>GKD</b>	Goalkeeper dressed	<b>GP</b>	Number of games played
<b>GPI</b>	Games played in	<b>GPT</b>	Number of games played by team	<b>GWG</b>	Game winning goals
<b>L</b>	Number of games lost	<b>M</b>	Male	<b>MIP</b>	Minutes and seconds played
<b>MIP%</b>	MIP as percentage	<b>M/G</b>	Minutes per game	<b>No.</b>	Jersey number
<b>PIM</b>	Penalties in minutes	<b>Pos.</b>	Position on team	<b>PPG</b>	Power play goals
<b>PTS</b>	Points	<b>SG%</b>	Percentage of goals from total shots	<b>SHG</b>	Shorthanded goals
<b>SO</b>	Shutouts	<b>SOG</b>	Shots on goal	<b>SVS</b>	Saves
<b>SVS%</b>	SVS as percentage of total SOG	<b>TM</b>	Total minutes played	<b>TSh</b>	Total shifts played
<b>W</b>	Number of games won				



### Player Statistics by Team

As of WED 11 OCT 2023

Including Game 13

### JPN - Japan

#### Playing Statistics

No.	Name	Gen	Pos.	GP	G	A	PTS	PIM	+/-	GWG	PPG	SHG	SOG	SG%	TM	M/G	TSh	AT/S
5	NIITSU Kazuyoshi	M	F	5	2	6	8	0	+18	1	0	0	9	22.22	0:00	0:00	0	0:00
7	MATSUSHITA Masahiro	M	F	5	0	0	0	0	+1	0	0	0	1	0.00	0:00	0:00	0	0:00
8	ISHIKAWA Yudai	M	D	5	1	1	2	4	+8	0	0	0	3	33.33	0:00	0:00	0	0:00
10	ITO Itsuki	M	F	5	6	3	9	2	+22	1	1	1	25	24.00	0:00	0:00	0	0:00
11	NASU Norihiko	M	F	5	2	0	2	4	+2	0	0	0	8	25.00	0:00	0:00	0	0:00
17	MORISAKI Amu	M	F	5	0	0	0	0	+1	0	0	0	0	0.00	0:00	0:00	0	0:00
19	HORIE Wataru	M	GK	5	0	0	0	0		0	0	0	0	0.00				
23	UKAI Shosei	M	F	5	0	0	0	0	+1	0	0	0	3	0.00	0:00	0:00	0	0:00
24	SUDO Satoru	M	D	5	3	2	5	0	+13	0	0	1	7	42.86	0:00	0:00	0	0:00
25	MISAWA Eiji	M	D	5	1	7	8	2	+17	0	0	0	7	14.29	0:00	0:00	0	0:00
32	UEHARA Daisuke	M	D	5	3	4	7	0	+7	0	0	0	10	30.00	0:00	0:00	0	0:00
38	OKABE Manabu	M	GK	5	0	0	0	0		0	0	0	0	0.00				
40	SHIOYA Yoshihiro	M	F	5	1	0	1	2	+6	0	0	0	3	33.33	0:00	0:00	0	0:00
58	NAKAMURA Shunsuke	M	F	5	0	3	3	8	+4	0	0	0	2	0.00	0:00	0:00	0	0:00
96	KUMAGAI Masaharu	M	F	5	11	6	17	0	+17	2	3	0	33	33.33	0:00	0:00	0	0:00

#### Goalkeeping Statistics

No.	Name	Gen	GPT	GKD	GPI	MIP	MIP%	GA	SVS	SOG	SVS%	GAA	SO	W	L
19	HORIE Wataru	M	5	5	5	200:00	86.96	2	26	28	92.86	0.45	3	4	0
38	OKABE Manabu	M	5	5	1	30:00	13.04	0	0	0	0.00	0.00	0	0	0

Legend:			
<b>+/-</b>	Plus/minus net	<b>A</b>	Assists
<b>D</b>	Defence	<b>F</b>	Forward
<b>GA</b>	Goals against	<b>GAA</b>	Goals against as average per 45 minutes
<b>GK</b>	Goalkeeper	<b>GKD</b>	Goalkeeper dressed
<b>GPI</b>	Games played in	<b>GPT</b>	Number of games played by team
<b>L</b>	Number of games lost	<b>M</b>	Male
<b>MIP%</b>	MIP as percentage	<b>M/G</b>	Minutes per game
<b>PIM</b>	Penalties in minutes	<b>Pos.</b>	Position on team
<b>PTS</b>	Points	<b>SG%</b>	Percentage of goals from total shots
<b>SO</b>	Shutouts	<b>SOG</b>	Shots on goal
<b>SVS%</b>	SVS as percentage of total SOG	<b>TM</b>	Total minutes played
<b>W</b>	Number of games won	<b>AT/S</b>	Average time per shift
		<b>G</b>	Goals
		<b>Gen</b>	Gender
		<b>GP</b>	Number of games played
		<b>GWG</b>	Game winning goals
		<b>MIP</b>	Minutes and seconds played
		<b>No.</b>	Jersey number
		<b>PPG</b>	Power play goals
		<b>SHG</b>	Shorthanded goals
		<b>SVS</b>	Saves
		<b>TSh</b>	Total shifts played



### Player Statistics by Team

As of WED 11 OCT 2023

Including Game 15

### KAZ - Kazakhstan

#### Playing Statistics

No.	Name	Gen	Pos.	GP	G	A	PTS	PIM	+/-	GWG	PPG	SHG	SOG	SG%	TM	M/G	TSh	AT/S
1	MUKATOV Beimbet	M	GK	5	0	0	0	0		0	0	0	0	0.00				
4	SHORMANOV Sundet	M	D	5	0	0	0	2	-3	0	0	0	0	0.00	0:00	0:00	0	0:00
5	ZHANSEITOV Daulet	M	D	5	0	0	0	0	-4	0	0	0	0	0.00	0:00	0:00	0	0:00
7	BONDARENKO Dmitriy	M	D	5	1	2	3	10	+1	0	0	0	6	16.67	0:00	0:00	0	0:00
9	KONKULOV Korgan	M	D	5	0	0	0	0	-3	0	0	0	0	0.00	0:00	0:00	0	0:00
10	BEXULTAN Zhanibektarkhan	M	D	5	2	1	3	0	-4	1	0	0	8	25.00	0:00	0:00	0	0:00
11	SABIROV Kairat	M	F	5	0	1	1	0	-4	0	0	0	2	0.00	0:00	0:00	0	0:00
13	MIYANOV Maxat	M	F	4	1	2	3	25	0	0	0	0	8	12.50	0:00	0:00	0	0:00
14	BOKANOV Yerlik	M	D	5	0	0	0	4	-4	0	0	0	0	0.00	0:00	0:00	0	0:00
16	KARIPBAYEV Kuat	M	F	5	2	4	6	8	-2	0	0	0	9	22.22	0:00	0:00	0	0:00
17	ABDYGALIMOV Yerbolat	M	D	5	0	0	0	2	-2	0	0	0	0	0.00	0:00	0:00	0	0:00
20	BASMANOV Oleg	M	GK	5	0	0	0	0		0	0	0	0	0.00				
21	TOKTARBAYEV Aidos	M	F	5	2	4	6	4	0	0	0	0	13	15.38	0:00	0:00	0	0:00
73	PASKHALIDI Alexandr	M	F	5	1	2	3	6	-1	1	0	0	4	25.00	0:00	0:00	0	0:00
87	AKHMETOV Almas	M	D	5	2	1	3	10	-4	0	1	0	3	66.67	0:00	0:00	0	0:00

#### Goalkeeping Statistics

No.	Name	Gen	GPT	GKD	GPI	MIP	MIP%	GA	SVS	SOG	SVS%	GAA	SO	W	L
1	MUKATOV Beimbet	M	5	5	2	90:00	40.00	9	20	29	68.97	4.50	0	1	1
20	BASMANOV Oleg	M	5	5	3	135:00	60.00	14	28	42	66.67	4.67	0	1	2

Legend:			
<b>+/-</b>	Plus/minus net	<b>A</b>	Assists
<b>D</b>	Defence	<b>F</b>	Forward
<b>GA</b>	Goals against	<b>GAA</b>	Goals against as average per 45 minutes
<b>GK</b>	Goalkeeper	<b>GKD</b>	Goalkeeper dressed
<b>GPI</b>	Games played in	<b>GPT</b>	Number of games played by team
<b>L</b>	Number of games lost	<b>M</b>	Male
<b>MIP%</b>	MIP as percentage	<b>M/G</b>	Minutes per game
<b>PIM</b>	Penalties in minutes	<b>Pos.</b>	Position on team
<b>PTS</b>	Points	<b>SG%</b>	Percentage of goals from total shots
<b>SO</b>	Shutouts	<b>SOG</b>	Shots on goal
<b>SVS%</b>	SVS as percentage of total SOG	<b>TM</b>	Total minutes played
<b>W</b>	Number of games won	<b>AT/S</b>	Average time per shift
		<b>G</b>	Goals
		<b>Gen</b>	Gender
		<b>GP</b>	Number of games played
		<b>GWG</b>	Game winning goals
		<b>MIP</b>	Minutes and seconds played
		<b>No.</b>	Jersey number
		<b>PPG</b>	Power play goals
		<b>SHG</b>	Shorthanded goals
		<b>SVS</b>	Saves
		<b>TSh</b>	Total shifts played



## Player Statistics by Team

As of WED 11 OCT 2023

Including Game 14

### SVK - Slovakia

#### Playing Statistics

No.	Name	Gen	Pos.	GP	G	A	PTS	PIM	+/-	GWG	PPG	SHG	SOG	SG%	TM	M/G	TSh	AT/S
7	STASAK Miroslav	M	F	5	11	10	21	0	+22	0	2	0	25	44.00	0:00	0:00	0	0:00
11	LIGDA Marian	M	F	5	2	3	5	0	+7	0	0	0	7	28.57	0:00	0:00	0	0:00
18	LEPACEK Eduard	M	GK	5	0	0	0	0		0	0	0	0	0.00				
21	PASTUCHA Miroslav	M	GK	5	0	0	0	0		0	0	0	0	0.00				
25	JOPPA Martin	M	F	5	12	12	24	2	+26	1	3	0	30	40.00	0:00	0:00	0	0:00
27	KASCAK Peter	M	D	5	0	4	4	6	+10	0	0	0	4	0.00	0:00	0:00	0	0:00
30	VARGA Richard	M	D	5	0	2	2	0	+6	0	0	0	1	0.00	0:00	0:00	0	0:00
33	HLINKA Michal	M	D	5	3	4	7	2	+20	2	1	0	9	33.33	0:00	0:00	0	0:00
44	TURIC Robert	M	F	5	1	0	1	0	+3	1	1	0	2	50.00	0:00	0:00	0	0:00
45	VECEREK Milos	M	F	5	2	2	4	2	+3	0	1	0	15	13.33	0:00	0:00	0	0:00
66	FERENCIK Slavomir	M	D	5	5	6	11	2	+23	0	1	1	12	41.67	0:00	0:00	0	0:00
98	KORMAN David	M	F	5	7	12	19	6	+24	0	1	0	17	41.18	0:00	0:00	0	0:00

#### Goalkeeping Statistics

No.	Name	Gen	GPT	GKD	GPI	MIP	MIP%	GA	SVS	SOG	SVS%	GAA	SO	W	L
18	LEPACEK Eduard	M	5	5	3	140:00	60.87	2	13	15	86.67	0.64	2	2	0
21	PASTUCHA Miroslav	M	5	5	2	90:00	39.13	2	5	7	71.43	1.00	0	2	0

#### Legend:

<b>+/-</b>	Plus/minus net	<b>A</b>	Assists	<b>AT/S</b>	Average time per shift
<b>D</b>	Defence	<b>F</b>	Forward	<b>G</b>	Goals
<b>GA</b>	Goals against	<b>GAA</b>	Goals against as average per 45 minutes	<b>Gen</b>	Gender
<b>GK</b>	Goalkeeper	<b>GKD</b>	Goalkeeper dressed	<b>GP</b>	Number of games played
<b>GPI</b>	Games played in	<b>GPT</b>	Number of games played by team	<b>GWG</b>	Game winning goals
<b>L</b>	Number of games lost	<b>M</b>	Male	<b>MIP</b>	Minutes and seconds played
<b>MIP%</b>	MIP as percentage	<b>M/G</b>	Minutes per game	<b>No.</b>	Jersey number
<b>PIM</b>	Penalties in minutes	<b>Pos.</b>	Position on team	<b>PPG</b>	Power play goals
<b>PTS</b>	Points	<b>SG%</b>	Percentage of goals from total shots	<b>SHG</b>	Shorthanded goals
<b>SO</b>	Shutouts	<b>SOG</b>	Shots on goal	<b>SVS</b>	Saves
<b>SVS%</b>	SVS as percentage of total SOG	<b>TM</b>	Total minutes played	<b>TSh</b>	Total shifts played
<b>W</b>	Number of games won				



### Player Statistics by Team

As of WED 11 OCT 2023

Including Game 14

### SWE - Sweden

#### Playing Statistics

No.	Name	Gen	Pos.	GP	G	A	PTS	PIM	+/-	GWG	PPG	SHG	SOG	SG%	TM	M/G	TSh	AT/S
5	NILSSON Ulf	M	GK	5	0	0	0	0		0	0	0	0	0.00				
6	NILSSON Peter	M	D	5	4	3	7	2	+5	2	0	1	14	28.57	0:00	0:00	0	0:00
9	LILJEBAEK Hugo	M	D	5	1	2	3	4	+7	0	1	0	7	14.29	0:00	0:00	0	0:00
10	MENG Robin	M	F	5	2	3	5	2	+4	0	0	0	15	13.33	0:00	0:00	0	0:00
15	PERSSON Caroline	F	F	5	1	1	2	2	+2	0	0	0	2	50.00	0:00	0:00	0	0:00
16	SEDELL Emil	M	F	5	0	1	1	2	+2	0	0	0	0	0.00	0:00	0:00	0	0:00
18	OJALA Peter	M	F	5	2	0	2	0	+5	0	0	0	4	50.00	0:00	0:00	0	0:00
21	MOBERG Christer	M	F	5	2	1	3	6	+3	1	0	0	5	40.00	0:00	0:00	0	0:00
23	EKLUND Magnus	M	D	5	0	0	0	0	+1	0	0	0	1	0.00	0:00	0:00	0	0:00
24	JANSSON Dennis	M	GK	5	0	0	0	0		0	0	0	0	0.00				
37	STRANDMARK Johan	M	D	5	0	1	1	0	+3	0	0	0	0	0.00	0:00	0:00	0	0:00
68	LOPEZ Markus	M	F	5	3	7	10	4	+8	0	1	0	13	23.08	0:00	0:00	0	0:00

#### Goalkeeping Statistics

No.	Name	Gen	GPT	GKD	GPI	MIP	MIP%	GA	SVS	SOG	SVS%	GAA	SO	W	L
5	NILSSON Ulf	M	5	5	5	225:00	100.00	6	37	43	86.05	1.20	2	3	2
24	JANSSON Dennis	M	5	5	0	00:00	0.00	0	0	0	0.00	0.00	0	0	0

Legend:			
<b>+/-</b>	Plus/minus net	<b>A</b>	Assists
<b>D</b>	Defence	<b>F</b>	Female / Forward
<b>GA</b>	Goals against	<b>GAA</b>	Goals against as average per 45 minutes
<b>GK</b>	Goalkeeper	<b>GKD</b>	Goalkeeper dressed
<b>GPI</b>	Games played in	<b>GPT</b>	Number of games played by team
<b>L</b>	Number of games lost	<b>M</b>	Male
<b>MIP%</b>	MIP as percentage	<b>M/G</b>	Minutes per game
<b>PIM</b>	Penalties in minutes	<b>Pos.</b>	Position on team
<b>PTS</b>	Points	<b>SG%</b>	Percentage of goals from total shots
<b>SO</b>	Shutouts	<b>SOG</b>	Shots on goal
<b>SVS%</b>	SVS as percentage of total SOG	<b>TM</b>	Total minutes played
<b>W</b>	Number of games won	<b>AT/S</b>	Average time per shift
		<b>G</b>	Goals
		<b>Gen</b>	Gender
		<b>GP</b>	Number of games played
		<b>GWG</b>	Game winning goals
		<b>MIP</b>	Minutes and seconds played
		<b>No.</b>	Jersey number
		<b>PPG</b>	Power play goals
		<b>SHG</b>	Shorthanded goals
		<b>SVS</b>	Saves
		<b>TSh</b>	Total shifts played

**Goalkeepers**

As of WED 11 OCT 2023

Including Game 15

(Ranked by highest SVS% / lowest GAA / highest GPI)

Rank	Name	Gender	No.	Team	GKD	GPI	MIP	MIP%	SOG	GA	SVS	SVS%	GAA	PPGA	SHGA	SO
1	HORIE Wataru	M	19	JPN	5	5	200:00	86.96	28	2	26	<b>92.86</b>	0.45	0	0	3
2	LEPACEK Eduard	M	18	SVK	5	3	140:00	60.87	15	2	13	<b>86.67</b>	0.64	0	1	2
3	NILSSON Ulf	M	5	SWE	5	5	225:00	100.00	43	6	37	<b>86.05</b>	1.20	1	0	2
4	MUKATOV Beimbet	M	1	KAZ	5	2	90:00	40.00	29	9	20	<b>68.97</b>	4.50	2	0	0
5	KARKO Timo	M	35	FIN	5	5	144:01	64.79	64	20	44	<b>68.75</b>	6.25	4	0	0
6	HACKWORTH Bryan	M	20	GBR	5	5	218:30	97.11	126	40	86	<b>68.25</b>	8.24	3	2	0
7	BASMANOV Oleg	M	20	KAZ	5	3	135:00	60.00	42	14	28	<b>66.67</b>	4.67	5	1	0

(Goalkeepers with less than 40% of their team's total minutes (MIP% less 40))

Name	Gender	No.	Team	GKD	GPI	MIP	MIP%	SOG	GA	SVS	SVS%	GAA	PPGA	SHGA	SO
ROGERS-HARTLEY Susi	F	30	GBR	5	1	06:30	2.89	5	1	4	<b>80.00</b>	6.92	0	0	0
HEIKKILA Pasi	M	74	FIN	5	3	78:16	35.21	48	13	35	<b>72.92</b>	7.47	3	0	0
PASTUCHA Miroslav	M	21	SVK	5	2	90:00	39.13	7	2	5	<b>71.43</b>	1.00	0	0	0
OKABE Manabu	M	38	JPN	5	1	30:00	13.04	0	0	0	<b>0.00</b>	0.00	0	0	0

**Legend:**

<b>F</b> Female	<b>GA</b> Goals against	<b>GAA</b> Goals against as average per 45 minutes
<b>GKD</b> Goalkeeper dressed	<b>GPI</b> Games played in	<b>M</b> Male
<b>MIP</b> Minutes and seconds played	<b>MIP%</b> MIP as percentage	<b>No.</b> Jersey number
<b>PPGA</b> Power play goals against	<b>SHGA</b> Shorthanded goals against	<b>SO</b> Shutouts (no GA in a game)
<b>SOG</b> Shots on goal (G+SSG)	<b>SVS</b> Saves	<b>SVS%</b> SVS as percentage of total SOG





## Scoring Leaders

As of WED 11 OCT 2023

Including Game 15

(Ranked by highest PTS/ highest G/ lowest GP)

Rank	Name	Gender	No.	Team	Pos.	GP	G	A	PTS	PIM	+/-
1	JOPPA Martin	M	25	SVK	F	5	12	12	24	2	+26
2	STASAK Miroslav	M	7	SVK	F	5	11	10	21	0	+22
3	KORMAN David	M	98	SVK	F	5	7	12	19	6	+24
4	KUMAGAI Masaharu	M	96	JPN	F	5	11	6	17	0	+17
5	FERENCIK Slavomir	M	66	SVK	D	5	5	6	11	2	+23
6	LOPEZ Markus	M	68	SWE	F	5	3	7	10	4	+8
7	ITO Itsuki	M	10	JPN	F	5	6	3	9	2	+22
8	NIITSU Kazuyoshi	M	5	JPN	F	5	2	6	8	0	+18
9	MISAWA Eiji	M	25	JPN	D	5	1	7	8	2	+17
10	NILSSON Peter	M	6	SWE	D	5	4	3	7	2	+5
11	CHRISTOPHER Tyler	M	9	GBR	F	5	3	4	7	4	-13
11	HLINKA Michal	M	33	SVK	D	5	3	4	7	2	+20
11	UEHARA Daisuke	M	32	JPN	D	5	3	4	7	0	+7
14	STEPHENS Nathan	M	88	GBR	D	5	4	2	6	4	-16
15	KARIPBAYEV Kuat	M	16	KAZ	F	5	2	4	6	8	-2
15	TOKTARBAYEV Aidos	M	21	KAZ	F	5	2	4	6	4	0
17	SUDO Satoru	M	24	JPN	D	5	3	2	5	0	+13
18	LIGDA Marian	M	11	SVK	F	5	2	3	5	0	+7
18	MENG Robin	M	10	SWE	F	5	2	3	5	2	+4
20	VECEREK Milos	M	45	SVK	F	5	2	2	4	2	+3
21	KASCAK Peter	M	27	SVK	D	5	0	4	4	6	+10
22	AKHMETOV Almas	M	87	KAZ	D	5	2	1	3	10	-4
22	BEXULTAN Zhanibektarkhan	M	10	KAZ	D	5	2	1	3	0	-4
22	MOBERG Christer	M	21	SWE	F	5	2	1	3	6	+3
25	MIYANOV Maxat	M	13	KAZ	F	4	1	2	3	25	0
26	BONDARENKO Dmitriy	M	7	KAZ	D	5	1	2	3	10	+1
26	FARMER Gary	M	13	GBR	F	5	1	2	3	24	-19
26	LILJEBAEK Hugo	M	9	SWE	D	5	1	2	3	4	+7
26	PASKHALIDI Alexandr	M	73	KAZ	F	5	1	2	3	6	-1
30	NAKAMURA Shunsuke	M	58	JPN	F	5	0	3	3	8	+4

## Legend:

**+/-** Plus/minus net  
**F** Forward  
**M** Male  
**Pos.** Position

**A** Assists  
**G** Goals  
**No.** Jersey number  
**PTS** Points

**D** Defence  
**GP** Number of games played  
**PIM** Penalties in minutes



## Goal Scoring Leaders

As of WED 11 OCT 2023

Including Game 15

(Ranked by highest G/ lowest GP)

Rank	Name	Gender	No.	Team	Pos.	GP	G	S	SG%	PPG	SHG	+/-
1	JOPPA Martin	M	25	SVK	F	5	12	30	40.00	3	0	+26
2	KUMAGAI Masaharu	M	96	JPN	F	5	11	33	33.33	3	0	+17
2	STASAK Miroslav	M	7	SVK	F	5	11	25	44.00	2	0	+22
4	KORMAN David	M	98	SVK	F	5	7	17	41.18	1	0	+24
5	ITO Itsuki	M	10	JPN	F	5	6	25	24.00	1	1	+22
6	FERENCIK Slavomir	M	66	SVK	D	5	5	12	41.67	1	1	+23
7	NILSSON Peter	M	6	SWE	D	5	4	14	28.57	0	1	+5
7	STEPHENS Nathan	M	88	GBR	D	5	4	14	28.57	0	0	-16
9	CHRISTOPHER Tyler	M	9	GBR	F	5	3	9	33.33	1	0	-13
9	HLINKA Michal	M	33	SVK	D	5	3	9	33.33	1	0	+20
9	LOPEZ Markus	M	68	SWE	F	5	3	13	23.08	1	0	+8
9	SUDO Satoru	M	24	JPN	D	5	3	7	42.86	0	1	+13
9	UEHARA Daisuke	M	32	JPN	D	5	3	10	30.00	0	0	+7
14	AKHMETOV Almas	M	87	KAZ	D	5	2	3	66.67	1	0	-4
14	BEXULTAN Zhanibektarkhan	M	10	KAZ	D	5	2	8	25.00	0	0	-4
14	KARIPBAYEV Kuat	M	16	KAZ	F	5	2	9	22.22	0	0	-2
14	LIGDA Marian	M	11	SVK	F	5	2	7	28.57	0	0	+7
14	MENG Robin	M	10	SWE	F	5	2	15	13.33	0	0	+4
14	MOBERG Christer	M	21	SWE	F	5	2	5	40.00	0	0	+3
14	NASU Norihiko	M	11	JPN	F	5	2	8	25.00	0	0	+2
14	NIITSU Kazuyoshi	M	5	JPN	F	5	2	9	22.22	0	0	+18
14	OJALA Peter	M	18	SWE	F	5	2	4	50.00	0	0	+5
14	TOKTARBAYEV Aidos	M	21	KAZ	F	5	2	13	15.38	0	0	0
14	VECEREK Milos	M	45	SVK	F	5	2	15	13.33	1	0	+3
25	MIYANOV Maxat	M	13	KAZ	F	4	1	8	12.50	0	0	0
26	ALESTALO Aki	M	16	FIN	F	5	1	6	16.67	0	0	-13
26	BONDARENKO Dmitriy	M	7	KAZ	D	5	1	6	16.67	0	0	+1
26	FARMER Gary	M	13	GBR	F	5	1	10	10.00	0	0	-19
26	ISHIKAWA Yudai	M	8	JPN	D	5	1	3	33.33	0	0	+8
26	LEHTO Markus	M	36	FIN	F	5	1	5	20.00	0	0	-11
26	LILJEBAEK Hugo	M	9	SWE	D	5	1	7	14.29	1	0	+7
26	MISAWA Eiji	M	25	JPN	D	5	1	7	14.29	0	0	+17
26	PASKHALIDI Alexandr	M	73	KAZ	F	5	1	4	25.00	0	0	-1
26	PERSSON Caroline	F	15	SWE	F	5	1	2	50.00	0	0	+2
26	SHIOYA Yoshihiro	M	40	JPN	F	5	1	3	33.33	0	0	+6
26	TURIC Robert	M	44	SVK	F	5	1	2	50.00	1	0	+3
26	WATTS Dani	F	7	GBR	F	5	1	1100.00	0	0	-10	

## Legend:

<b>+/-</b>	Plus/minus net	<b>D</b>	Defence	<b>F</b>	Female / Forward	<b>G</b>	Goals
<b>GP</b>	Number of games played	<b>M</b>	Male	<b>No.</b>	Jersey number	<b>Pos.</b>	Position
<b>PPG</b>	Power play goals	<b>S</b>	Shots	<b>SG%</b>	Percentage of goals from total shots	<b>SHG</b>	Shorthanded goals



## Assist Leaders

As of WED 11 OCT 2023  
Including Game 15

(Ranked by highest A/ lowest GP)

Rank	Name	Gender	No.	Team	Pos.	GP	A	+/-
1	JOPPA Martin	M	25	SVK	F	5	12	+26
1	KORMAN David	M	98	SVK	F	5	12	+24
3	STASAK Miroslav	M	7	SVK	F	5	10	+22
4	LOPEZ Markus	M	68	SWE	F	5	7	+8
4	MISAWA Eiji	M	25	JPN	D	5	7	+17
6	FERENCIK Slavomir	M	66	SVK	D	5	6	+23
6	KUMAGAI Masaharu	M	96	JPN	F	5	6	+17
6	NIITSU Kazuyoshi	M	5	JPN	F	5	6	+18
9	CHRISTOPHER Tyler	M	9	GBR	F	5	4	-13
9	HLINKA Michal	M	33	SVK	D	5	4	+20
9	KARIPBAYEV Kuat	M	16	KAZ	F	5	4	-2
9	KASCAK Peter	M	27	SVK	D	5	4	+10
9	TOKTARBAYEV Aidos	M	21	KAZ	F	5	4	0
9	UEHARA Daisuke	M	32	JPN	D	5	4	+7
15	ITO Itsuki	M	10	JPN	F	5	3	+22
15	LIGDA Marian	M	11	SVK	F	5	3	+7
15	MENG Robin	M	10	SWE	F	5	3	+4
15	NAKAMURA Shunsuke	M	58	JPN	F	5	3	+4
15	NILSSON Peter	M	6	SWE	D	5	3	+5
20	MIYANOV Maxat	M	13	KAZ	F	4	2	0
21	BONDARENKO Dmitriy	M	7	KAZ	D	5	2	+1
21	FARMER Gary	M	13	GBR	F	5	2	-19
21	LILJEBAEK Hugo	M	9	SWE	D	5	2	+7
21	PASKHALIDI Alexandr	M	73	KAZ	F	5	2	-1
21	STEPHENS Nathan	M	88	GBR	D	5	2	-16
21	SUDO Satoru	M	24	JPN	D	5	2	+13
21	VARGA Richard	M	30	SVK	D	5	2	+6
21	VECEREK Milos	M	45	SVK	F	5	2	+3
29	AKHMETOV Almas	M	87	KAZ	D	5	1	-4
29	BEXULTAN Zhanibektarkhan	M	10	KAZ	D	5	1	-4
29	BROWN Paul	M	33	GBR	D	5	1	-5
29	HIRVELA Markku	M	13	FIN	F	5	1	-14
29	ISHIKAWA Yudai	M	8	JPN	D	5	1	+8
29	KANGASTIE Harri	M	17	FIN	F	5	1	-18
29	le GALLOUDEC Jonathon	M	22	GBR	D	5	1	-21
29	MOBERG Christer	M	21	SWE	F	5	1	+3
29	NISKANEN Tuomo	M	96	FIN	F	5	1	-9
29	PERSSON Caroline	F	15	SWE	F	5	1	+2
29	QUIRK Stacey	F	8	GBR	F	5	1	-17
29	SABIROV Kairat	M	11	KAZ	F	5	1	-4
29	SEDELL Emil	M	16	SWE	F	5	1	+2
29	STRANDMARK Johan	M	37	SWE	D	5	1	+3

**Legend:**

<b>+/-</b>	Plus/minus net	<b>A</b>	Assists	<b>D</b>	Defence	<b>F</b>	Female / Forward
<b>GP</b>	Number of games played	<b>M</b>	Male	<b>No.</b>	Jersey number	<b>Pos.</b>	Position



## Defencemen Scoring Leaders

As of WED 11 OCT 2023

Including Game 15

(Ranked by highest PTS / highest G / lowest GP)

Rank	Name	Gender	No.	Team	GP	G	A	PTS	PIM	+/-
1	FERENCIK Slavomir	M	66	SVK	5	5	6	11	2	+23
2	MISAWA Eiji	M	25	JPN	5	1	7	8	2	+17
3	NILSSON Peter	M	6	SWE	5	4	3	7	2	+5
4	HLINKA Michal	M	33	SVK	5	3	4	7	2	+20
4	UEHARA Daisuke	M	32	JPN	5	3	4	7	0	+7
6	STEPHENS Nathan	M	88	GBR	5	4	2	6	4	-16
7	SUDO Satoru	M	24	JPN	5	3	2	5	0	+13
8	KASCAK Peter	M	27	SVK	5	0	4	4	6	+10
9	AKHMETOV Almas	M	87	KAZ	5	2	1	3	10	-4
9	BEXULTAN Zhanibektarkhan	M	10	KAZ	5	2	1	3	0	-4
11	BONDARENKO Dmitriy	M	7	KAZ	5	1	2	3	10	+1
11	LILJEBAEK Hugo	M	9	SWE	5	1	2	3	4	+7
13	ISHIKAWA Yudai	M	8	JPN	5	1	1	2	4	+8
14	VARGA Richard	M	30	SVK	5	0	2	2	0	+6
15	BROWN Paul	M	33	GBR	5	0	1	1	0	-5
15	le GALLOUDEC Jonathon	M	22	GBR	5	0	1	1	2	-21
15	STRANDMARK Johan	M	37	SWE	5	0	1	1	0	+3

## Legend:

**+/-** Plus/minus net  
**GP** Number of games played  
**PIM** Penalties in minutes

**A** Assists  
**M** Male  
**PTS** Points

**G** Goals  
**No.** Jersey number

**Face-off Leaders**

As of WED 11 OCT 2023

Including Game 15

(Ranked by highest FO%)

Rank	Name	Gender	No.	Team	Pos.	GP	FO+	FO-	FO+/-	FO%
1	VECEREK Milos	M	45	SVK	F	5	35	14	21	<b>71.43</b>
2	STASAK Miroslav	M	7	SVK	F	5	20	9	11	<b>68.97</b>
3	LOPEZ Markus	M	68	SWE	F	5	104	59	45	<b>63.80</b>
4	LIGDA Marian	M	11	SVK	F	5	31	18	13	<b>63.27</b>
5	JOPPA Martin	M	25	SVK	F	5	48	37	11	<b>56.47</b>
6	KARIPBAYEV Kuat	M	16	KAZ	F	5	75	58	17	<b>56.39</b>
7	ITO Itsuki	M	10	JPN	F	5	59	51	8	<b>53.64</b>
8	KANGASTIE Harri	M	17	FIN	F	5	76	82	-6	<b>48.10</b>
9	NAKAMURA Shunsuke	M	58	JPN	F	5	12	13	-1	<b>48.00</b>
10	CHRISTOPHER Tyler	M	9	GBR	F	5	58	71	-13	<b>44.96</b>
11	GREGORY Felicity	F	10	GBR	F	5	15	27	-12	<b>35.71</b>
12	SABIROV Kairat	M	11	KAZ	F	5	25	49	-24	<b>33.78</b>
13	UEHARA Daisuke	M	32	JPN	D	5	12	24	-12	<b>33.33</b>
14	ALESTALO Aki	M	16	FIN	F	5	10	24	-14	<b>29.41</b>
15	WATTS Dani	F	7	GBR	F	5	8	22	-14	<b>26.67</b>

**Note:**

Average of four face-offs per game played required for ranking.

**Legend:**

<b>D</b>	Defence	<b>F</b>	Female / Forward	<b>FO+</b>	Face-offs won
<b>FO-</b>	Face-offs lost	<b>FO+/-</b>	Face-offs net	<b>FO%</b>	Face-offs won as percentage
<b>GP</b>	Number of games played	<b>M</b>	Male	<b>No.</b>	Jersey number
<b>Pos.</b>	Position				

**Plus-Minus Leaders**

As of WED 11 OCT 2023

Including Game 15

(Ranked by highest +/- / highest + /lowest GP)

Rank	Name	Gender	No.	Team	Pos.	GP	+	-	+/-
1	JOPPA Martin	M	25	SVK	F	5	28	2	<b>+26</b>
2	KORMAN David	M	98	SVK	F	5	26	2	<b>+24</b>
3	FERENCIK Slavomir	M	66	SVK	D	5	25	2	<b>+23</b>
4	STASAK Miroslav	M	7	SVK	F	5	25	3	<b>+22</b>
5	ITO Itsuki	M	10	JPN	F	5	22	0	<b>+22</b>
6	HLINKA Michal	M	33	SVK	D	5	22	2	<b>+20</b>
7	NIITSU Kazuyoshi	M	5	JPN	F	5	18	0	<b>+18</b>
8	KUMAGAI Masaharu	M	96	JPN	F	5	18	1	<b>+17</b>
8	MISAWA Eiji	M	25	JPN	D	5	18	1	<b>+17</b>
10	SUDO Satoru	M	24	JPN	D	5	15	2	<b>+13</b>
11	KASCAK Peter	M	27	SVK	D	5	12	2	<b>+10</b>
12	LOPEZ Markus	M	68	SWE	F	5	12	4	<b>+8</b>
13	ISHIKAWA Yudai	M	8	JPN	D	5	9	1	<b>+8</b>
14	LILJEBAEK Hugo	M	9	SWE	D	5	12	5	<b>+7</b>
15	LIGDA Marian	M	11	SVK	F	5	9	2	<b>+7</b>
15	UEHARA Daisuke	M	32	JPN	D	5	9	2	<b>+7</b>
17	VARGA Richard	M	30	SVK	D	5	7	1	<b>+6</b>
18	SHIOYA Yoshihiro	M	40	JPN	F	5	6	0	<b>+6</b>
19	NILSSON Peter	M	6	SWE	D	5	9	4	<b>+5</b>
20	OJALA Peter	M	18	SWE	F	5	5	0	<b>+5</b>
21	MENG Robin	M	10	SWE	F	5	9	5	<b>+4</b>
22	NAKAMURA Shunsuke	M	58	JPN	F	5	5	1	<b>+4</b>
23	MOBERG Christer	M	21	SWE	F	5	8	5	<b>+3</b>
24	TURIC Robert	M	44	SVK	F	5	5	2	<b>+3</b>
24	VECEREK Milos	M	45	SVK	F	5	5	2	<b>+3</b>
26	STRANDMARK Johan	M	37	SWE	D	5	4	1	<b>+3</b>
27	NASU Norihiko	M	11	JPN	F	5	4	2	<b>+2</b>
28	PERSSON Caroline	F	15	SWE	F	5	2	0	<b>+2</b>
28	SEDELL Emil	M	16	SWE	F	5	2	0	<b>+2</b>
30	BONDARENKO Dmitry	M	7	KAZ	D	5	6	5	<b>+1</b>

**Legend:**

**+** Positive participation  
**F** Female / Forward  
**Pos.** Position

**+/-** Plus/minus net  
**GP** Number of games played

**-** Negative participation  
**M** Male

**D** Defence  
**No.** Jersey number

**Most Penalised Players**

As of WED 11 OCT 2023

Including Game 15

(Ranked by highest PIM / lowest GP)

Rank	Name	Gender	No.	Team	Pos.	GP	PIM	2	5	10	GM	MP	PAVG
1	MIYANOV Maxat	M	13	KAZ	F	4	25	0	0	0	0	1	6:15
2	FARMER Gary	M	13	GBR	F	5	24	7	0	1	0	0	4:48
3	AKHMETOV Almas	M	87	KAZ	D	5	10	5	0	0	0	0	2:00
3	BONDARENKO Dmitriy	M	7	KAZ	D	5	10	5	0	0	0	0	2:00
5	KARIPBAYEV Kuat	M	16	KAZ	F	5	8	4	0	0	0	0	1:36
5	NAKAMURA Shunsuke	M	58	JPN	F	5	8	4	0	0	0	0	1:36
5	NISKANEN Tuomo	M	96	FIN	F	5	8	4	0	0	0	0	1:36
8	KANGASTIE Harri	M	17	FIN	F	5	6	3	0	0	0	0	1:12
8	KASCAK Peter	M	27	SVK	D	5	6	3	0	0	0	0	1:12
8	KORMAN David	M	98	SVK	F	5	6	3	0	0	0	0	1:12
8	MOBERG Christer	M	21	SWE	F	5	6	3	0	0	0	0	1:12
8	PASKHALIDI Alexandr	M	73	KAZ	F	5	6	3	0	0	0	0	1:12
8	VESIKANSA Markku	M	6	FIN	D	5	6	3	0	0	0	0	1:12
14	BOKANOV Yerlik	M	14	KAZ	D	5	4	2	0	0	0	0	0:48
14	CHRISTOPHER Tyler	M	9	GBR	F	5	4	2	0	0	0	0	0:48
14	COLQUITT Mark	M	28	GBR	D	5	4	2	0	0	0	0	0:48
14	ISHIKAWA Yudai	M	8	JPN	D	5	4	2	0	0	0	0	0:48
14	LILJEBAEK Hugo	M	9	SWE	D	5	4	2	0	0	0	0	0:48
14	LOPEZ Markus	M	68	SWE	F	5	4	2	0	0	0	0	0:48
14	NASU Norihiko	M	11	JPN	F	5	4	2	0	0	0	0	0:48
14	STEPHENS Nathan	M	88	GBR	D	5	4	2	0	0	0	0	0:48
14	TOKTARBAYEV Aidos	M	21	KAZ	F	5	4	2	0	0	0	0	0:48
23	ABDYGALIMOV Yerbolat	M	17	KAZ	D	5	2	1	0	0	0	0	0:24
23	FERENCIK Slavomir	M	66	SVK	D	5	2	1	0	0	0	0	0:24
23	HLINKA Michal	M	33	SVK	D	5	2	1	0	0	0	0	0:24
23	ITO Itsuki	M	10	JPN	F	5	2	1	0	0	0	0	0:24
23	JOPPA Martin	M	25	SVK	F	5	2	1	0	0	0	0	0:24
23	le GALLOUDEC Jonathon	M	22	GBR	D	5	2	1	0	0	0	0	0:24
23	MENG Robin	M	10	SWE	F	5	2	1	0	0	0	0	0:24
23	MISAWA Eiji	M	25	JPN	D	5	2	1	0	0	0	0	0:24
23	NILSSON Peter	M	6	SWE	D	5	2	1	0	0	0	0	0:24
23	PERSSON Caroline	F	15	SWE	F	5	2	1	0	0	0	0	0:24
23	ROPONEN Jani	M	8	FIN	D	5	2	1	0	0	0	0	0:24
23	SEDELL Emil	M	16	SWE	F	5	2	1	0	0	0	0	0:24
23	SHIOYA Yoshihiro	M	40	JPN	F	5	2	1	0	0	0	0	0:24
23	SHORMANOV Sundet	M	4	KAZ	D	5	2	1	0	0	0	0	0:24
23	VECEREK Milos	M	45	SVK	F	5	2	1	0	0	0	0	0:24

**Legend:****2** Two (2) minute penalties**D** Defence**GP** Games played**No.** Jersey number**Pos.** Position**5** Five (5) minute penalties**F** Female / Forward**M** Male**PAVG** PIM (average) per game**10** Ten (10) minute penalties**GM** Game misconducts**MP** Match penalties**PIM** Penalties in minutes

**Best Players Selected by the Directorate**

As of WED 11 OCT 2023 at 17:04

Award	Number	Name	Gender	Team
Best Goalkeeper	19	HORIE Wataru	M	JPN - Japan
Best Defenceman	6	NILSSON Peter	M	SWE - Sweden
Best Forward	25	JOPPA Martin	M	SVK - Slovakia
Most Valuable Player (MVP)	10	ITO Itsuki	M	JPN - Japan

**Legend:****M** Male



**Best Player of the Game selected by the Team**

As of WED 11 OCT 2023

Game No.	Home	Guest	Best Players		Best Players	
1	FIN	SWE	FIN:	96. NISKANEN Tuomo	SWE:	21. MOBERG Christer
2	GBR	JPN	GBR:	22. le GALLOUDEC Jonathon	JPN:	96. KUMAGAI Masaharu
3	KAZ	SVK	KAZ:	20. BASMANOV Oleg	SVK:	11. LIGDA Marian
4	SWE	GBR	SWE:	10. MENG Robin	GBR:	18. O'BRIEN Ben
5	SVK	FIN	SVK:	7. STASAK Miroslav	FIN:	6. VESIKANSA Markku
6	JPN	KAZ	JPN:	32. UEHARA Daisuke	KAZ:	73. PASKHALIDI Alexandr
7	SVK	GBR	SVK:	98. KORMAN David	GBR:	88. STEPHENS Nathan
8	SWE	JPN	SWE:	68. LOPEZ Markus	JPN:	5. NIITSU Kazuyoshi
9	KAZ	FIN	KAZ:	87. AKHMETOV Almas	FIN:	17. KANGASTIE Harri
10	JPN	SVK	JPN:	10. ITO Itsuki	SVK:	25. JOPPA Martin
11	FIN	GBR	FIN:	16. ALESTALO Aki	GBR:	13. FARMER Gary
12	SWE	KAZ	SWE:	6. NILSSON Peter	KAZ:	21. TOKTARBAYEV Aidos
13	JPN	FIN	JPN:	24. SUDO Satoru	FIN:	74. HEIKKILA Pasi
14	SVK	SWE	SVK:	45. VECEREK Milos	SWE:	5. NILSSON Ulf
15	GBR	KAZ	GBR:	20. HACKWORTH Bryan	KAZ:	16. KARIPBAYEV Kuat



As of WED 11 OCT 2023

## Standings

## Round Robin

Rank	Team	GP	W	OTW	OTL	L	PTS	GDF	GF : GA
1	JPN	5	4	1	0	0	14	+29	31 : 2
2	SVK	5	4	0	1	0	13	+38	43 : 5
3	SWE	5	3	0	0	2	9	+9	15 : 6
4	KAZ	5	2	0	0	3	6	-12	11 : 23
5	GBR	5	1	0	0	4	3	-32	9 : 41
6	FIN	5	0	0	0	5	0	-32	2 : 34

**Note:**

Rank within each group is based on points. For tie-break rules see 'Competition Format and Rules'.

**Legend:**

<b>GA</b>	Goals against	<b>GDF</b>	Goal difference	<b>GF</b>	Goals for	<b>GP</b>	Games played
<b>L</b>	Losses	<b>OTL</b>	Overtime loss	<b>OTW</b>	Overtime win	<b>PTS</b>	Points
<b>W</b>	Wins						