



## COMPETITION SCHEDULE

As of SAT 11 MAY 2024

Date	Start Time	Game	Location / Venue
SAT 4 MAY	10:00 GMT-6	Preliminary Round - Group A, Game 1 USA vs SVK	Calgary / WinSport Arena
	13:30 GMT-6	Preliminary Round - Group A, Game 2 CHN vs KOR	Calgary / WinSport Arena
	17:00 GMT-6	Preliminary Round - Group B, Game 3 CAN vs JPN	Calgary / WinSport Arena
	20:30 GMT-6	Preliminary Round - Group B, Game 4 CZE vs ITA	Calgary / WinSport Arena
SUN 5 MAY	10:00 GMT-6	Preliminary Round - Group A, Game 5 CHN vs SVK	Calgary / WinSport Arena
	13:30 GMT-6	Preliminary Round - Group A, Game 6 KOR vs USA	Calgary / WinSport Arena
	17:00 GMT-6	Preliminary Round - Group B, Game 7 ITA vs CAN	Calgary / WinSport Arena
	20:30 GMT-6	Preliminary Round - Group B, Game 8 CZE vs JPN	Calgary / WinSport Arena
TUE 7 MAY	10:00 GMT-6	Preliminary Round - Group A, Game 9 SVK vs KOR	Calgary / WinSport Arena
	13:30 GMT-6	Preliminary Round - Group A, Game 10 USA vs CHN	Calgary / WinSport Arena
	17:00 GMT-6	Preliminary Round - Group B, Game 11 CAN vs CZE	Calgary / WinSport Arena
	20:30 GMT-6	Preliminary Round - Group B, Game 12 JPN vs ITA	Calgary / WinSport Arena
WED 8 MAY	13:30 GMT-6	Qualifying Round, Game 13 SVK vs ITA	Calgary / WinSport Arena
	17:30 GMT-6	Qualifying Round, Game 14 JPN vs KOR	Calgary / WinSport Arena
FRI 10 MAY	13:30 GMT-6	Semifinals, Game 16 USA vs CZE	Calgary / WinSport Arena
	17:30 GMT-6	Semifinals, Game 15 CAN vs CHN	Calgary / WinSport Arena
SAT 11 MAY	13:30 GMT-6	Placement Round (7-8), Game 17 JPN vs ITA	Calgary / WinSport Arena
	17:30 GMT-6	Placement Round (5-6), Game 18 SVK vs KOR	Calgary / WinSport Arena
SUN 12 MAY	13:30 GMT-6	Bronze Medal Game - Game 19 CHN vs CZE	Calgary / WinSport Arena
	17:30 GMT-6	Gold Medal Game - Game 20 CAN vs USA	Calgary / WinSport Arena

**Note:**

Note 1: If Qualified, Canada to play at 17:30

Note 2: If Qualified, Canada to play Semi Finals at 17:30



### Tournament Progress

As of TUE 7 MAY 2024

#### Group A

Rank	Team	GP	W	OTW	OTL	L	GDF	GF:GA	PTS
1	USA	3	3	0	0	0	+31	31 : 0	9
2	CHN	3	2	0	0	1	+10	20 : 10	6
3	SVK	3	1	0	0	2	-18	4 : 22	3
4	KOR	3	0	0	0	3	-23	2 : 25	0

#### Group B

Rank	Team	GP	W	OTW	OTL	L	GDF	GF:GA	PTS
1	CAN	3	3	0	0	0	+33	34 : 1	9
2	CZE	3	2	0	0	1	+4	10 : 6	6
3	JPN	3	0	1	0	2	-23	2 : 25	2
4	ITA	3	0	0	1	2	-14	2 : 16	1

Game	Group	Date	Time	Teams	Results	1	2	3	OT	PSS	Venue
1	A	SAT	4 MAY 10:00 GMT-6	USA - SVK	10 - 0	3 - 0	3 - 0	4 - 0			WinSport Arena
2	A	SAT	4 MAY 13:30 GMT-6	CHN - KOR	10 - 0	1 - 0	8 - 0	1 - 0			WinSport Arena
3	B	SAT	4 MAY 17:00 GMT-6	CAN - JPN	19 - 0	10 - 0	8 - 0	1 - 0			WinSport Arena
4	B	SAT	4 MAY 20:30 GMT-6	CZE - ITA	4 - 1	2 - 0	1 - 0	1 - 1			WinSport Arena
5	A	SUN	5 MAY 10:00 GMT-6	CHN - SVK	10 - 0	2 - 0	6 - 0	2 - 0			WinSport Arena
6	A	SUN	5 MAY 13:30 GMT-6	KOR - USA	0 - 11	0 - 8	0 - 3	0 - 0			WinSport Arena
7	B	SUN	5 MAY 17:00 GMT-6	ITA - CAN	0 - 10	0 - 2	0 - 5	0 - 3			WinSport Arena
8	B	SUN	5 MAY 20:30 GMT-6	CZE - JPN	5 - 0	3 - 0	1 - 0	1 - 0			WinSport Arena
9	A	TUE	7 MAY 10:00 GMT-6	SVK - KOR	4 - 2	0 - 2	0 - 0	4 - 0			WinSport Arena
10	A	TUE	7 MAY 13:30 GMT-6	USA - CHN	10 - 0	1 - 0	7 - 0	2 - 0			WinSport Arena
11	B	TUE	7 MAY 17:00 GMT-6	CAN - CZE	5 - 1	1 - 1	3 - 0	1 - 0			WinSport Arena
12	B	TUE	7 MAY 20:30 GMT-6	JPN - ITA	2 - 1	0 - 0	1 - 1	0 - 0	0 - 0	1 - 0	WinSport Arena

**Note:**  
Rank within each group is based on points. For tie-break rules see 'Competition Format and Rules'.

Legend:	
<b>1</b> 1st period	<b>2</b> 2nd period
<b>3</b> 3rd period	<b>GA</b> Goals against
<b>GF</b> Goals for	<b>GP</b> Games played
<b>OTL</b> Overtime loss	<b>PSS</b> Penalty-Shot Shootout
<b>OTW</b> Overtime win	<b>PTS</b> Points
	<b>L</b> Losses
	<b>W</b> Wins
	<b>GDF</b> Goal difference
	<b>OT</b> Overtime



## Tournament Progress

As of MON 13 MAY 2024

Rank	Team	GP	W	OTW	OTL	L	GDF	GF:GA	PTS
1	KOR	2	2	0	0	0	+6	8 : 2	6
2	SVK	2	1	0	0	1	-1	3 : 4	3
3	ITA	2	1	0	0	1	0	2 : 2	3
4	JPN	2	0	0	0	2	-5	1 : 6	0

Game	Group	Date	Time	Teams	Results	1	2	3	OT	PSS	Venue
13		WED 8 MAY	13:30 GMT-6	SVK - ITA	2 - 1	1 - 0	1 - 1	0 - 0			WinSport Arena
14		WED 8 MAY	17:30 GMT-6	JPN - KOR	1 - 5	0 - 2	1 - 1	0 - 2			WinSport Arena
17		SAT 11 MAY	13:30 GMT-6	JPN - ITA	0 - 1	0 - 0	0 - 0	0 - 1			WinSport Arena
18		SAT 11 MAY	17:30 GMT-6	SVK - KOR	1 - 3	1 - 0	0 - 2	0 - 1			WinSport Arena

### Note:

Rank within each group is based on points. For tie-break rules see 'Competition Format and Rules'.

### Legend:

<b>1</b>	1st period	<b>2</b>	2nd period	<b>3</b>	3rd period	<b>GA</b>	Goals against	<b>GDF</b>	Goal difference
<b>GF</b>	Goals for	<b>GP</b>	Games played	<b>PSS</b>	Penalty-Shot Shootout	<b>L</b>	Losses	<b>OT</b>	Overtime
<b>OTL</b>	Overtime loss	<b>OTW</b>	Overtime win	<b>PTS</b>	Points	<b>W</b>	Wins		



**ICE HOCKEY**  
**WORLD PARA ICE HOCKEY CHAMPIONSHIPS**



**PLAY-OFFS**

**TOURNAMENT PROGRESS**

As of MON 13 MAY 2024

Semifinals		Finals		
CAN	2	Game #20 MAY 12 17:30 Gold Medal Game	CAN 2 <b>Gold Medal Winner</b>	
CHN	1			
USA	3	Game #19 MAY 12 13:30 Bronze Medal Game	CZE 2 <b>Bronze Medal Winner</b>	
CZE	1			
		USA	1	<b>Silver Medal Winner</b>
		CAN	2	
		CZE	3	

Final Ranking		
<b>Gold</b>	CAN	Canada
<b>Silver</b>	USA	United States
<b>Bronze</b>	CZE	Czechia
4	CHN	China
5	KOR	Korea
6	SVK	Slovakia
7	ITA	Italy
8	JPN	Japan

Game	Round	Date	Time	Teams	Results	1	2	3	OT	PSS	Venue
15	SF	FRI 10 MAY	17:30 GMT-6	CAN - CHN	2 - 1	0 - 1	0 - 0	2 - 0			WinSport Arena
16	SF	FRI 10 MAY	13:30 GMT-6	USA - CZE	3 - 1	1 - 0	0 - 0	2 - 1			WinSport Arena
17	P7-8	SAT 11 MAY	13:30 GMT-6	JPN - ITA	0 - 1	0 - 0	0 - 0	0 - 1			WinSport Arena
18	P5-6	SAT 11 MAY	17:30 GMT-6	SVK - KOR	1 - 3	1 - 0	0 - 2	0 - 1			WinSport Arena
19	BMG	SUN 12 MAY	13:30 GMT-6	CHN - CZE	2 - 3	1 - 2	1 - 1	0 - 0			WinSport Arena
20	GMG	SUN 12 MAY	17:30 GMT-6	CAN - USA	2 - 1	1 - 0	1 - 0	0 - 1			WinSport Arena

<b>Legend:</b>	<b>1</b> 1st period	<b>2</b> 2nd period	<b>3</b> 3rd period	<b>BMG</b> Bronze medal game
<b>Px-y</b> Placement game	<b>GMG</b> Gold medal game	<b>PSS</b> Penalty-Shot Shootout	<b>OT</b> Overtime	
<b>SF</b> Semifinals				

**Competition Officials**

As of WED 1 MAY 2024

Function	No. Name	NOC
<b>On-Ice Officials</b>		
Referee	ESPOSITO Bobby	USA - United States
	JOHANSSON Niklas	SWE - Sweden
	van GRINSEN Chris	NED - Netherlands
	VANEK Jan	CZE - Czechia
	WEBINGER Kevin	CAN - Canada
Linesman	BLAZEK Pavel	CZE - Czechia
	DAUPHINEE Dylan	CAN - Canada
	HERMANSEN OSWOLD Marius	NOR - Norway
	HUS Igor	SVK - Slovakia
	LEWIS Brendan	USA - United States
	LUNDEN Andreas	SWE - Sweden
	NEDELKOVIC Ivan	BIH - Bosnia and Herzegovina
	NORUM RIPEL Mathias	NOR - Norway
	RUNDSTROM Tony	SWE - Sweden
<b>Off-Ice Officials</b>		
Tournament Chairman	ANDERSSON Peter	SWE - Sweden
Officiating Coach	BOESE Paul	CAN - Canada
	ROETHLISBERGER Brad	USA - United States
Result Manager	GUDLAUGSDOTTIR Anna	ISL - Iceland

**Note:**

Officials data may be updated until start of competition

**Game Officials Assignment**

As of SAT 11 MAY 2024

G	Teams	Venue	Date Time	On-ice Officials	Supervisors	Others
1	USA - SVK Colour: (Blue) (White) Bench: (left) (right)	WSA	SAT 4 MAY 10:00	Ref VANEK J (CZE) SBR van GRINSEN C (NED) LM BLAZEK P (CZE) LM LUNDEN A (SWE) SBL HERMANSEN OSWOLD M (NOR)	OC ROETHLISBERGER B (USA)	VGJ BOESE P (CAN)
2	CHN - KOR Colour: (Red) (White) Bench: (left) (right)	WSA	SAT 4 MAY 13:30	Ref ESPOSITO B (USA) SBR JOHANSSON N (SWE) LM DAUPHINEE D (CAN) LM LEWIS B (USA) SBL NORUM RIPEL M (NOR)	OC BOESE P (CAN)	VGJ ROETHLISBERGER B (USA)
3	CAN - JPN Colour: (White) (Black) Bench: (left) (right)	WSA	SAT 4 MAY 17:00	Ref JOHANSSON N (SWE) SBR VANEK J (CZE) LM HUS I (SVK) LM RUNDSTROM T (SWE) SBL BLAZEK P (CZE)	OC ROETHLISBERGER B (USA)	VGJ BOESE P (CAN)
4	CZE - ITA Colour: (Red) (White) Bench: (left) (right)	WSA	SAT 4 MAY 20:30	Ref WEBINGER K (CAN) SBR ESPOSITO B (USA) LM HERMANSEN OSWOLD M (NOR) LM NORUM RIPEL M (NOR) SBL LEWIS B (USA)	OC BOESE P (CAN)	VGJ ROETHLISBERGER B (USA)
5	CHN - SVK Colour: (Red) (White) Bench: (left) (right)	WSA	SUN 5 MAY 10:00	Ref van GRINSEN C (NED) SBR ESPOSITO B (USA) LM HERMANSEN OSWOLD M (NOR) LM RUNDSTROM T (SWE) SBL BLAZEK P (CZE)	OC ROETHLISBERGER B (USA)	VGJ BOESE P (CAN)
6	KOR - USA Colour: (Blue) (White) Bench: (right) (left)	WSA	SUN 5 MAY 13:30	Ref WEBINGER K (CAN) SBR ESPOSITO B (USA) LM BLAZEK P (CZE) LM LUNDEN A (SWE) SBL RUNDSTROM T (SWE)	OC BOESE P (CAN)	VGJ ROETHLISBERGER B (USA)
7	ITA - CAN Colour: (Blue) (White) Bench: (right) (left)	WSA	SUN 5 MAY 17:00	Ref VANEK J (CZE) SBR van GRINSEN C (NED) LM LEWIS B (USA) LM NORUM RIPEL M (NOR) SBL DAUPHINEE D (CAN)	OC ROETHLISBERGER B (USA)	VGJ BOESE P (CAN)
8	CZE - JPN Colour: (Red) (White) Bench: (left) (right)	WSA	SUN 5 MAY 20:30	Ref JOHANSSON N (SWE) SBR WEBINGER K (CAN) LM DAUPHINEE D (CAN) LM HUS I (SVK) SBL LUNDEN A (SWE)	OC BOESE P (CAN)	VGJ ROETHLISBERGER B (USA)
9	SVK - KOR Colour: (Blue) (White) Bench: (right) (left)	WSA	TUE 7 MAY 10:00	Ref JOHANSSON N (SWE) SBR WEBINGER K (CAN) LM HERMANSEN OSWOLD M (NOR) LM HUS I (SVK) SBL LEWIS B (USA)	OC BOESE P (CAN)	VGJ ROETHLISBERGER B (USA)



Ice Hockey

Mixed



G	Teams	Venue	Date Time	On-ice Officials	Supervisors	Others
10	USA - CHN Colour: (White) (Red) Bench: (right) (left)	WSA	TUE 7 MAY 13:30	Ref VANEK J (CZE) SBR WEBINGER K (CAN) LM DAUPHINEE D (CAN) LM RUNDSTROM T (SWE)	OC ROETHLISBERGER B (USA)	VGJ BOESE P (CAN)
11	CAN - CZE Colour: (White) (Red) Bench: (left) (right)	WSA	TUE 7 MAY 17:00	Ref ESPOSITO B (USA) SBR JOHANSSON N (SWE) LM BLAZEK P (CZE) LM LEWIS B (USA)	OC BOESE P (CAN)	VGJ ROETHLISBERGER B (USA)
12	JPN - ITA Colour: (Black) (White) Bench: (left) (right)	WSA	TUE 7 MAY 20:30	Ref van GRINSEN C (NED) SBR VANEK J (CZE) LM LUNDEN A (SWE) LM NORUM RIPEL M (NOR) SBL HERMANSEN OSWOLD M (NOR)	OC ROETHLISBERGER B (USA)	VGJ BOESE P (CAN)
13	SVK - ITA Colour: (Blue) (White) Bench: (right) (left)	WSA	WED 8 MAY 13:30	Ref JOHANSSON N (SWE) SBR van GRINSEN C (NED) LM HUS I (SVK) LM NORUM RIPEL M (NOR) SBL DAUPHINEE D (CAN)	GS ANTONS J (GER) OC BOESE P (CAN)	VGJ ROETHLISBERGER B (USA)
14	JPN - KOR Colour: (Black) (White) Bench: (left) (right)	WSA	WED 8 MAY 17:30	Ref VANEK J (CZE) SBR ESPOSITO B (USA) LM BLAZEK P (CZE) LM HERMANSEN OSWOLD M (NOR) SBL LUNDEN A (SWE)	GS BAUMGARTNER G (AUT) OC BOESE P (CAN)	VGJ ROETHLISBERGER B (USA)
15	CAN - CHN Colour: (White) (Red) Bench: (left) (right)	WSA	FRI 10 MAY 17:30	Ref ESPOSITO B (USA) SBR JOHANSSON N (SWE) LM DAUPHINEE D (CAN) LM RUNDSTROM T (SWE) SBL BLAZEK P (CZE)	GS ANTONS J (GER) OC ROETHLISBERGER B (USA)	VGJ BOESE P (CAN)
16	USA - CZE Colour: (Blue) (White) Bench: (left) (right)	WSA	FRI 10 MAY 13:30	Ref WEBINGER K (CAN) SBR van GRINSEN C (NED) LM LEWIS B (USA) LM LUNDEN A (SWE) SBL HERMANSEN OSWOLD M (NOR)	GS BAUMGARTNER G (AUT) OC ROETHLISBERGER B (USA)	VGJ BOESE P (CAN)
17	JPN - ITA Colour: (Black) (White) Bench: (left) (right)	WSA	SAT 11 MAY 13:30	Ref van GRINSEN C (NED) SBR JOHANSSON N (SWE) LM HUS I (SVK) LM NORUM RIPEL M (NOR)	GS ANTONS J (GER) OC BOESE P (CAN)	VGJ ROETHLISBERGER B (USA)
18	SVK - KOR Colour: (Blue) (White) Bench: (right) (left)	WSA	SAT 11 MAY 17:30	Ref VANEK J (CZE) SBR ESPOSITO B (USA) LM BLAZEK P (CZE) LM HERMANSEN OSWOLD M (NOR)	GS BAUMGARTNER G (AUT) OC ROETHLISBERGER B (USA)	VGJ BOESE P (CAN)
19	CHN - CZE Colour: (Red) (White) Bench: (left) (right)	WSA	SUN 12 MAY 13:30	Ref ESPOSITO B (USA) SBR van GRINSEN C (NED) LM DAUPHINEE D (CAN) LM RUNDSTROM T (SWE) SBL HERMANSEN OSWOLD M (NOR)	GS ANTONS J (GER) OC BOESE P (CAN)	VGJ ROETHLISBERGER B (USA)



G	Teams	Venue	Date Time	On-ice Officials	Supervisors	Others
20	CAN - USA Colour: (White) (Blue) Bench: (left) (right)	WSA	SUN 12 MAY 17:30	Ref WEBINGER K (CAN) SBR VANEK J (CZE) LM LEWIS B (USA) LM LUNDEN A (SWE) SBL BLAZEK P (CZE)	GS BAUMGARTNER G (AUT) OC ROETHLISBERGER B (USA)	VGJ BOESE P (CAN)

<b>Legend:</b>							
<b>G</b>	Game number	<b>GS</b>	Game supervisor	<b>LM</b>	Linesman	<b>OC</b>	Officiating Coach
<b>Ref</b>	Referee	<b>SBL</b>	Standby linesman	<b>SBR</b>	Standby referee	<b>VGJ</b>	Video goal judge
<b>WSA</b>	WinSport Arena						



**Team Roster**

As of SAT 4 MAY 2024

Initial Registration 3 MAY 2024

**CAN - Canada**

No.	Name	Pos.	Gender	Date of Birth	Club	Registration*
4	DUNN James	F	M	12 NOV 2000	Canada, (CAN)	
5	HENRY Tyrone	D	M	21 OCT 1993	Canada, (CAN)	
7	LAVIN Zach	D	M	31 JAN 1997	Canada, (CAN)	
8	McGREGOR Tyler	F	M	11 MAR 1994	Canada, (CAN)	
9	SMITH Corbyn	F	M	5 AUG 1998	Canada, (CAN)	
11	DIXON Adam	F	M	13 AUG 1989	Canada, (CAN)	
13	BOILY Vincent	F	M	2 JUN 2000	Canada, (CAN)	
17	BURNETT Shawn	D	M	2 MAY 2003	Canada, (CAN)	
19	COZZOLINO Dominic	F	M	23 AUG 1994	Canada, (CAN)	
23	HICKEY Liam	D	M	25 MAR 1998	Canada, (CAN)	
26	JACOBS-WEBB Anton	F	M	18 SEP 2000	Canada, (CAN)	
29	KOVACEVICH Micah	D	M	2 OCT 1997	Canada, (CAN)	
30	WATSON Corbin	GK	M	6 JAN 1987	Canada, (CAN)	
54	KINGSMILL Adam	GK	M	3 MAR 2000	Canada, (CAN)	
61	ARMSTRONG Rob	D	M	12 SEP 1996	Canada, (CAN)	
92	HALBERT Auren	D	M	3 DEC 2002	Canada, (CAN)	
98	LELIEVRE Mathieu	F	M	13 JUN 2005	Canada, (CAN)	

Average Age: 26

**Total:** 15 players and 2 goalkeepers**Team Officials:**

Function	Name	Citizenship	Date of Birth
<b>Team Head Coach:</b>	HERRINGTON Russ	CAN	30 JUN 1972
<b>Team Assistant Coach:</b>	FOUNTAIN Mike	CAN	26 JAN 1972
<b>Team Assistant Coach:</b>	RYBALKA Boris	CAN	8 DEC 1966
<b>Team Equipment Manager:</b>	BOSWALL Grant	CAN	27 AUG 1973
<b>Team Equipment Manager:</b>	JAY Tyler	CAN	12 NOV 1995
<b>Team Physiotherapist:</b>	MELOCHE Tracy	CAN	23 APR 1970

**Note:**

\* Registration date of single players is only shown when different from Initial Registration date

**Legend:**

<b>D</b> Defence	<b>F</b> Forward	<b>GK</b> Goalkeeper	<b>M</b> Male
<b>No.</b> Jersey number	<b>Pos.</b> Position		

**Team Roster**

As of SAT 4 MAY 2024

Initial Registration 3 MAY 2024

**CHN - China**

No.	Name	Pos.	Gender	Date of Birth	Club	Registration*
1	WANG Wei	GK	M	21 SEP 1994	NPC China, (CHN)	
3	LYU Zhi	D	M	13 MAY 2001	NPC China, (CHN)	
7	XU Jin Qiang	D	M	6 MAR 1990	NPC China, (CHN)	
8	WANG Zhi Dong	F	M	15 JUL 2000	NPC China, (CHN)	
10	LI Zhen Yang	D	M	8 OCT 1991	NPC China, (CHN)	
12	CHE Hang	F	M	25 DEC 1997	NPC China, (CHN)	
15	SONG Xiao Dong	F	M	1 NOV 1997	NPC China, (CHN)	
17	SHEN Yi Feng	F	M	22 APR 1998	NPC China, (CHN)	
18	WANG Ju Jiang	F	M	15 JUL 1996	NPC China, (CHN)	
19	ZHANG Zheng	D	M	28 JUL 1998	NPC China, (CHN)	
20	JI Yan Zhao	GK	M	29 SEP 1990	NPC China, (CHN)	
22	HU Guang Jian	D	M	27 JAN 1997	NPC China, (CHN)	
23	CUI Yu Tao	D	M	16 SEP 1985	NPC China, (CHN)	
24	ZHU Zhan Fu	F	M	19 DEC 1999	NPC China, (CHN)	
28	TIAN Jin Tao	F	M	9 OCT 2002	NPC China, (CHN)	
30	QIU Dian Peng	F	M	17 DEC 2002	NPC China, (CHN)	
32	LI Hong Guan	F	M	1 FEB 2001	NPC China, (CHN)	

Average Age:

27

**Total:** 15 players and 2 goalkeepers**Team Officials:**

Function	Name	Citizenship	Date of Birth
<b>Team Head Coach:</b>	JIN Xian Xiu	CHN	10 NOV 1964
<b>Team Head Coach:</b>	YIN Jiwu	CHN	6 OCT 1957
<b>Team Assistant Coach:</b>	SU Xiangchong	CHN	8 JUL 1995
<b>Team General Manager:</b>	TANG Nan	CHN	12 JUN 1978
<b>Team Doctor:</b>	HU Xiaohan	CHN	16 JAN 1987
<b>Team Staff:</b>	LIU Fangming	CHN	1 JUL 1993

**Note:**

\* Registration date of single players is only shown when different from Initial Registration date

**Legend:**

<b>D</b> Defence	<b>F</b> Forward	<b>GK</b> Goalkeeper	<b>M</b> Male
<b>No.</b> Jersey number	<b>Pos.</b> Position		

**Team Roster**

As of SAT 4 MAY 2024

Initial Registration 3 MAY 2024

**CZE - Czechia**

No.	Name	Pos.	Gender	Date of Birth	Club	Registration*
1	KUDELA Martin	GK	M	14 JUL 1997	Flamingos Ostrava, (CZE)	
6	VAPENKA Michal	GK	M	18 AUG 1973	HC Sparta Praha Sledge Hokej, (CZE)	
11	WAGNER Karel	D	M	8 JAN 1998	Skv Sharks Karlovy Vary, (CZE)	
12	ZIZLAVSKY Martin	F	M	13 FEB 2001	SOHO Olomoucti Kohouti, (CZE)	
15	ZELINKA Radek	D	M	15 SEP 1991	Skv Sharks Karlovy Vary, (CZE)	
18	NOVOTNY Miroslav	F	M	13 AUG 1986	HC Sparta Praha Sledge Hokej, (CZE)	
19	OHAR Alex	F	M	29 JAN 2004	HC Sparta Praha Sledge Hokej, (CZE)	
27	VRUBEL David	D	M	27 NOV 2002	Flamingos Ostrava, (CZE)	
29	KUBES Pavel	D	M	25 NOV 1983	Shk Mustangove AUTO IN, (CZE)	
33	HECKO Vaclav	F	M	6 MAR 1995	Flamingos Ostrava, (CZE)	
55	VESELY Filip	F	M	24 JUN 2005	Skv Sharks Karlovy Vary, (CZE)	
67	DOLEZAL Pavel	D	M	23 JAN 1994	Shk Mustangove AUTO IN, (CZE)	
74	GEIER Michal	F	M	7 APR 1986	Skv Sharks Karlovy Vary, (CZE)	
77	PALAT David	F	M	17 MAY 1984	Flamingos Ostrava, (CZE)	
80	KAPKO Lukas	F	M	8 MAR 2007	HC Sparta Praha Sledge Hokej, (CZE)	
82	HABL Zdenek	F	M	17 APR 1982	SHK Lapp Zlin, (CZE)	
92	SEDLACEK Patrik	F	M	15 AUG 2001	Skv Sharks Karlovy Vary, (CZE)	

Average Age: 30

**Total:** 15 players and 2 goalkeepers**Team Officials:**

Function	Name	Citizenship	Date of Birth
<b>Team Head Coach:</b>	NOVOTNY Jakub	CZE	19 MAY 1993
<b>Team Assistant Coach:</b>	BRIZA Jiri	CZE	15 JAN 1976
<b>Team Assistant Coach:</b>	SZTURC Jan	CZE	25 JUN 1986
<b>Team Equipment Manager:</b>	STRANSKY Petr	CZE	16 SEP 1973
<b>Team Physiotherapist:</b>	CEROVSKY Marek	CZE	5 JUL 1988
<b>Team Physiotherapist:</b>	DOBESOVA Michaela	CZE	12 APR 1991

**Note:**

\* Registration date of single players is only shown when different from Initial Registration date

**Legend:**

<b>D</b> Defence	<b>F</b> Forward	<b>GK</b> Goalkeeper	<b>M</b> Male
<b>No.</b> Jersey number	<b>Pos.</b> Position		

**Team Roster**

As of SAT 4 MAY 2024

Initial Registration 3 MAY 2024

**ITA - Italy**

No.	Name	Pos.	Gender	Date of Birth	Club	Registration*
1	STILLITANO Santino	GK	M	26 JUN 1969	Armata Brancaleone, (ITA)	
2	ENDERLE Alex	D	M	4 APR 1998	South-Tyrol Eagles, (ITA)	
3	ROSA Gianluigi	F	M	27 JUN 1987	South-Tyrol Eagles, (ITA)	
4	REMOTTI MARNINI Matteo	F	M	21 OCT 1999	South-Tyrol Eagles, (ITA)	
6	CAVALIERE Gian Luca	D	M	11 JUN 1971	South-Tyrol Eagles, (ITA)	
8	RADICE Roberto	F	M	27 AUG 1981	Armata Brancaleone, (ITA)	
10	KAFMANN Stephan	F	M	11 MAY 1986	South-Tyrol Eagles, (ITA)	
11	LARCH Nils	F	M	26 MAY 1997	South-Tyrol Eagles, (ITA)	
18	MACRI Andrea	D	M	26 MAY 1991	Tori Seduti, (ITA)	
25	TORELLA Francesco	F	M	29 OCT 1992	South-Tyrol Eagles, (ITA)	
26	ANTOCHI Eusebiu	D	M	22 AUG 1991	Tori Seduti, (ITA)	
27	ANDREONI Alessandro	F	M	27 FEB 1997	Armata Brancaleone, (ITA)	
62	DEPAOLI Christoph	F	M	2 DEC 1997	South-Tyrol Eagles, (ITA)	
77	LANZA Gabriele	F	M	5 MAY 1991	Tori Seduti, (ITA)	
82	KASSLATTER Julian	GK	M	16 JUN 1982	South-Tyrol Eagles, (ITA)	

Average Age: 35

**Total:** 13 players and 2 goalkeepers**Team Officials:**

Function	Name	Citizenship	Date of Birth
<b>Team Head Coach:</b>	BIANCHI Mirko	ITA	11 OCT 1988
<b>Team Assistant Coach:</b>	FRASCHIA Andrea	ITA	24 NOV 1995
<b>Team Equipment Manager:</b>	NAPOLI Gian Luca	ITA	18 JUL 1965
<b>Team Equipment Manager:</b>	TOPPAN Daniele	ITA	3 DEC 1962
<b>Team Doctor:</b>	PASTRONE Antonio	ITA	29 JUN 1984
<b>Team Physiotherapist:</b>	BERTAMINI Giulia	ITA	5 JUN 1988

**Note:**

\* Registration date of single players is only shown when different from Initial Registration date

**Legend:**

<b>D</b> Defence	<b>F</b> Forward	<b>GK</b> Goalkeeper	<b>M</b> Male
<b>No.</b> Jersey number	<b>Pos.</b> Position		

**Team Roster****REVISED**  
4 MAY 0:09

As of SAT 4 MAY 2024

Initial Registration 3 MAY 2024

**JPN - Japan**

No.	Name	Pos.	Gender	Date of Birth	Club	Registration*
1	KANEKO Mikio	F	M	30 JAN 1976	Tokyo Ice Burns, (JPN)	
5	NIITSU Kazuyoshi	F	M	25 SEP 1987	Nagano Thunderbirds, (JPN)	
8	ISHIKAWA Yudai	D	M	24 FEB 1998	Tokyo Ice Burns, (JPN)	
9	MICHITATSU Gaku	F	M	24 OCT 2005	Hokkaido Bears, (JPN)	
10	ITO Itsuki	F	M	29 SEP 2005	Rospada Kansai, (JPN)	
11	NASU Norihiko	D	M	23 AUG 1979	Tokai Ice Arcs, (JPN)	
17	MORISAKI Amu	F	M	29 JUL 2005	Hokkaido Bears, (JPN)	
19	HORIE Wataru	GK	M	25 MAY 1979	Nagano Thunderbirds, (JPN)	
23	UKAI Shosei	F	M	23 JAN 2006	Tokai Ice Arcs, (JPN)	
24	SUDO Satoru	D	M	23 OCT 1970	Hokkaido Bears, (JPN)	
25	MISAWA Eiji	D	M	22 FEB 1973	Hokkaido Bears, (JPN)	
32	UEHARA Daisuke	F	M	27 DEC 1981	Nagano Thunderbirds, (JPN)	
38	OKABE Manabu	GK	M	9 SEP 1980	Tokai Ice Arcs, (JPN)	
40	SHIOYA Yoshihiro	F	M	19 JAN 1989	Nagano Thunderbirds, (JPN)	
58	NAKAMURA Shunsuke	F	M	12 MAR 1986	Tokyo Ice Burns, (JPN)	
96	KUMAGAI Masaharu	F	M	6 FEB 1975	Nagano Thunderbirds, (JPN)	

Average Age: 36

**Total:** 14 players and 2 goalkeepers**Team Officials:**

Function	Name	Citizenship	Date of Birth
<b>Team Head Coach:</b>	NAKAKITA Kojin	JPN	28 SEP 1963
<b>Team Assistant Coach:</b>	MIYAZAKI Ryo	JPN	18 JAN 1987
<b>Team Equipment Manager:</b>	HASHIMOTO Tetsuji	JPN	2 OCT 1966
<b>Team Physiotherapist:</b>	AKAHANE Katsushi	JPN	6 DEC 1965
<b>Team Physiotherapist:</b>	NAKAZAWA Takuro	JPN	16 JUL 1994
<b>Team Staff:</b>	KUMAGAI Goshi	JPN	19 AUG 1988

**Note:**

\* Registration date of single players is only shown when different from Initial Registration date

**Legend:**

**D** Defence                      **F** Forward                      **GK** Goalkeeper                      **M** Male  
**No.** Jersey number                      **Pos.** Position

**REVISED**

Revised due do change in JPN bench staff. Out Kohei NISHINO. In Goshi KUMAGAI

**Team Roster**

As of SAT 4 MAY 2024

Initial Registration 3 MAY 2024

**KOR - Korea**

No.	Name	Pos.	Gender	Date of Birth	Club	Registration *
2	PARK Seok	F	M	12 MAR 1978	Gyeonggi Province, (KOR)	
3	RYU Jee Hyun	F	M	30 JUL 1986	Gangwon Provincial Office, (KOR)	
4	OH Seok	D	M	29 JUN 2001	Gangwon Provincial Office, (KOR)	
8	CHOI Kwang Hyouk	D	M	15 MAR 1987	Gangwon Provincial Office, (KOR)	
9	CHOI Si Woo	F	M	12 NOV 1996	Gangwon Provincial Office, (KOR)	
11	SONG Yeha	D	M	15 FEB 2001	Gangwon Provincial Office, (KOR)	
12	KIM Young Sung	D	M	1 MAY 1983	Gangwon Provincial Office, (KOR)	
13	YU Inchul	D	M	2 JUL 1987	Incheon Baro Hospital, (KOR)	
14	JUNG Seung Hwan	F	M	9 JAN 1986	Gangwon Provincial Office, (KOR)	
20	JANG Dong Shin	D	M	10 JAN 1976	Gangwon Provincial Office, (KOR)	
24	KIM Inkyum	F	M	12 MAR 1982	Gyeonggi Province, (KOR)	
27	CHO Byeong Seok	F	M	6 JUN 1985	Gangwon Provincial Office, (KOR)	
39	CHOI Hyuk Jun	GK	M	12 JUL 1972	Seoul, (KOR)	
55	JANG Jong Ho	F	M	29 MAR 1984	Gangwon Provincial Office, (KOR)	
82	BONG Daehan	GK	M	5 APR 1994	Chungcheongbuk-do province, (KOR)	

Average Age: 37

**Total:** 13 players and 2 goalkeepers**Team Officials:**

Function	Name	Citizenship	Date of Birth
<b>Team Head Coach:</b>	KIM Jung Ho	KOR	12 DEC 1984
<b>Team Assistant Coach:</b>	KIM Tae Ho	KOR	18 APR 1983
<b>Team Physiotherapist:</b>	CHOI Dae Han	KOR	23 OCT 1994
<b>Team Physiotherapist:</b>	HAN Ji Hoon	KOR	6 JAN 1991
<b>Team Physiotherapist:</b>	LEE Tae Ho	KOR	28 OCT 1996
<b>Team Staff:</b>	KIM You Kyung	KOR	27 JAN 1976

**Note:**

\* Registration date of single players is only shown when different from Initial Registration date

**Legend:**

<b>D</b> Defence	<b>F</b> Forward	<b>GK</b> Goalkeeper	<b>M</b> Male
<b>No.</b> Jersey number	<b>Pos.</b> Position		

**Team Roster**

As of SAT 4 MAY 2024

Initial Registration 3 MAY 2024

**SVK - Slovakia**

No.	Name	Pos.	Gender	Date of Birth	Club	Registration*
7	STASAK Miroslav	F	M	2 OCT 1985	SOHO Olomoucti Kohouti, (CZE)	
11	LIGDA Marian	F	M	11 JUN 1979	SHK Lapp Zlin, (CZE)	
18	LEPACEK Eduard	GK	M	18 MAR 1994	Parahockey Havirov, (CZE)	
21	PASTUCHA Miroslav	GK	M	28 APR 1985	Bencont Dolny Kubin, (SVK)	
25	JOPPA Martin	F	M	2 MAY 1997	SHK Lapp Zlin, (CZE)	
30	FOJTIK Erik	D	M	7 MAY 1972	HC Studenka, (CZE)	
33	HLINKA Michal	D	M	11 JUL 1991	SOHO Olomoucti Kohouti, (CZE)	
44	TURIC Robert	F	M	19 APR 1971	SHK Lapp Zlin, (CZE)	
45	VECEREK Milos	F	M	6 SEP 1995	SOHO Olomoucti Kohouti, (CZE)	
66	FERENCIK Slavomir	D	M	12 SEP 1979	SHK Lapp Zlin, (CZE)	
98	KORMAN David	F	M	16 APR 1998	SHK Lapp Zlin, (CZE)	

Average Age: 37

**Total:** 9 players and 2 goalkeepers**Team Officials:**

Function	Name	Citizenship	Date of Birth
<b>Team Head Coach:</b>	HRICKO Ivan	SVK	21 JUL 1994
<b>Team Leader:</b>	DRAB Miroslav	SVK	24 JUN 1979
<b>Team Equipment Manager:</b>	GRANATIER Andrej	SVK	27 JUN 1991
<b>Team Physiotherapist:</b>	KRSAKOVA Zuzana	SVK	24 NOV 1995
<b>Team Physiotherapist:</b>	ONDECKOVA Veronika	SVK	8 FEB 1973
<b>Team Media Manager:</b>	KUPCO Igor	SVK	22 FEB 1979

**Note:**

\* Registration date of single players is only shown when different from Initial Registration date

**Legend:**

<b>D</b> Defence	<b>F</b> Forward	<b>GK</b> Goalkeeper	<b>M</b> Male
<b>No.</b> Jersey number	<b>Pos.</b> Position		

**Team Roster**

As of SAT 4 MAY 2024

Initial Registration 3 MAY 2024

**USA - United States**

No.	Name	Pos.	Gender	Date of Birth	Club	Registration*
4	ROYBAL Brody	F	M	24 MAY 1998	Nashville Sled Preds, (USA)	
8	WALLACE Jack	D	M	24 JUN 1998	New Jersey Freeze, (USA)	
9	DODSON Travis	F	M	14 OCT 1985	Nashville Sled Preds, (USA)	
10	BOLTON Brett	D	M	8 APR 2006	Space Coast Blast, (USA)	
14	MUSSELMAN Benjamin	F	M	3 MAR 2001	Ohio United, (USA)	
16	FARMER Declan	F	M	5 NOV 1997	Tampa Bay Lightning, (USA)	
17	DOUGLAS Christopher	D	M	17 MAY 1990	Florida Bandits, (USA)	
18	NICHOLS Evan	F	M	29 JUL 2004	Pittsburgh Mighty Penguins, (USA)	
19	JONES Malik	F	M	6 DEC 2002	Colorado Avalanche, (USA)	
22	GROVE Noah	D	M	1 MAY 1999	Boston Bruins, (USA)	
24	MISIEWICZ Joshua	F	M	25 JUN 1988	Chicago Blackhawks, (USA)	
27	PAULS Josh	D	M	31 DEC 1992	DASA Saint Louis Blues, (USA)	
29	LAMARRE Griffin	GK	M	10 NOV 1996	Northeast Passage Wildcats, (USA)	
32	LEE Jen	GK	M	26 JUL 1986	San Antonio Rampage, (USA)	
37	EUSTACE David	F	M	3 MAY 1999	Northeast Passage Wildcats, (USA)	
88	McKEE Kevin	F	M	11 FEB 1990	Chicago Blackhawks, (USA)	

Average Age: 28

**Total:** 14 players and 2 goalkeepers**Team Officials:**

Function	Name	Citizenship	Date of Birth
<b>Team Head Coach:</b>	HOFF David	USA	22 OCT 1967
<b>Team Assistant Coach:</b>	GORDER Corey	USA	22 FEB 1979
<b>Team General Manager:</b>	BRENNAN Dan	USA	14 AUG 1963
<b>Team Equipment Manager:</b>	LEROY Tim	USA	14 AUG 1966
<b>Team Doctor:</b>	UIHLEIN Mike	USA	12 NOV 1969
<b>Team Physiotherapist:</b>	CORTESE Mike	USA	7 AUG 1972

**Note:**

\* Registration date of single players is only shown when different from Initial Registration date

**Legend:**

<b>D</b> Defence	<b>F</b> Forward	<b>GK</b> Goalkeeper	<b>M</b> Male
<b>No.</b> Jersey number	<b>Pos.</b> Position		





### Tournament Progress

As of TUE 7 MAY 2024

#### Group A

Rank	Team	GP	W	OTW	OTL	L	GDF	GF:GA	PTS
1	USA	3	3	0	0	0	+31	31 : 0	9
2	CHN	3	2	0	0	1	+10	20 : 10	6
3	SVK	3	1	0	0	2	-18	4 : 22	3
4	KOR	3	0	0	0	3	-23	2 : 25	0

#### Group B

Rank	Team	GP	W	OTW	OTL	L	GDF	GF:GA	PTS
1	CAN	3	3	0	0	0	+33	34 : 1	9
2	CZE	3	2	0	0	1	+4	10 : 6	6
3	JPN	3	0	1	0	2	-23	2 : 25	2
4	ITA	3	0	0	1	2	-14	2 : 16	1

Game	Group	Date	Time	Teams	Results	1	2	3	OT	PSS	Venue
1	A	SAT	4 MAY 10:00 GMT-6	USA - SVK	10 - 0	3 - 0	3 - 0	4 - 0			WinSport Arena
2	A	SAT	4 MAY 13:30 GMT-6	CHN - KOR	10 - 0	1 - 0	8 - 0	1 - 0			WinSport Arena
3	B	SAT	4 MAY 17:00 GMT-6	CAN - JPN	19 - 0	10 - 0	8 - 0	1 - 0			WinSport Arena
4	B	SAT	4 MAY 20:30 GMT-6	CZE - ITA	4 - 1	2 - 0	1 - 0	1 - 1			WinSport Arena
5	A	SUN	5 MAY 10:00 GMT-6	CHN - SVK	10 - 0	2 - 0	6 - 0	2 - 0			WinSport Arena
6	A	SUN	5 MAY 13:30 GMT-6	KOR - USA	0 - 11	0 - 8	0 - 3	0 - 0			WinSport Arena
7	B	SUN	5 MAY 17:00 GMT-6	ITA - CAN	0 - 10	0 - 2	0 - 5	0 - 3			WinSport Arena
8	B	SUN	5 MAY 20:30 GMT-6	CZE - JPN	5 - 0	3 - 0	1 - 0	1 - 0			WinSport Arena
9	A	TUE	7 MAY 10:00 GMT-6	SVK - KOR	4 - 2	0 - 2	0 - 0	4 - 0			WinSport Arena
10	A	TUE	7 MAY 13:30 GMT-6	USA - CHN	10 - 0	1 - 0	7 - 0	2 - 0			WinSport Arena
11	B	TUE	7 MAY 17:00 GMT-6	CAN - CZE	5 - 1	1 - 1	3 - 0	1 - 0			WinSport Arena
12	B	TUE	7 MAY 20:30 GMT-6	JPN - ITA	2 - 1	0 - 0	1 - 1	0 - 0	0 - 0	1 - 0	WinSport Arena

**Note:**  
Rank within each group is based on points. For tie-break rules see 'Competition Format and Rules'.

Legend:	
<b>1</b> 1st period	<b>2</b> 2nd period
<b>3</b> 3rd period	<b>GA</b> Goals against
<b>GF</b> Goals for	<b>GP</b> Games played
<b>PSS</b> Penalty-Shot Shootout	<b>L</b> Losses
<b>OTL</b> Overtime loss	<b>OTW</b> Overtime win
<b>PTS</b> Points	<b>W</b> Wins
	<b>GDF</b> Goal difference
	<b>OT</b> Overtime



**SAT 4 MAY 2024**  
Start Time 10:00

**Preliminary Round - Group A, Game 1**

Mixed



## Game Roster

### USA - SVK

#### Referee

VANEK Jan (CZE)

#### Linesmen

BLAZEK Pavel (CZE) , LUNDEN Andreas (SWE)

#### Goalkeepers

Team: USA

No.	Name	Gen	GP	MIP	GA	SVS	SOG	SVS%	GAA
29	LAMARRE Griffin	M	0	00:00	0	0	0	0.00	0.00
32	LEE Jen	M	0	00:00	0	0	0	0.00	0.00

#### Team Roster

Team: USA (Blue)

No.	Pos.	Name	Gen	GP	G	A	PTS	PIM	+/-
4	F	ROYBAL Brody	M	0	0	0	0	0	0
8	D	WALLACE Jack	M	0	0	0	0	0	0
9	F	DODSON Travis	M	0	0	0	0	0	0
10	D	BOLTON Brett	M	0	0	0	0	0	0
14	F	MUSSELMAN Benjamin	M	0	0	0	0	0	0
16	F	FARMER Declan	M	0	0	0	0	0	0
17	D	DOUGLAS Christopher	M	0	0	0	0	0	0
18	F	NICHOLS Evan	M	0	0	0	0	0	0
19	F	JONES Malik	M	0	0	0	0	0	0
22	D	GROVE Noah	M	0	0	0	0	0	0
24	F	MISIEWICZ Joshua	M	0	0	0	0	0	0
27	D	PAULS Josh	M	0	0	0	0	0	0
29	GK	LAMARRE Griffin	M	0	0	0	0	0	0
32	GK	LEE Jen	M	0	0	0	0	0	0
37	F	EUSTACE David	M	0	0	0	0	0	0
88	F	McKEE Kevin	M	0	0	0	0	0	0

Head Coach: HOFF David

Team: SVK

No.	Name	Gen	GP	MIP	GA	SVS	SOG	SVS%	GAA
18	LEPACEK Eduard	M	0	00:00	0	0	0	0.00	0.00
21	PASTUCHA Miroslav	M	0	00:00	0	0	0	0.00	0.00

Team: SVK (White)

No.	Pos.	Name	Gen	GP	G	A	PTS	PIM	+/-
7	F	STASAK Miroslav	M	0	0	0	0	0	0
11	F	LIGDA Marian	M	0	0	0	0	0	0
18	GK	LEPACEK Eduard	M	0	0	0	0	0	0
21	GK	PASTUCHA Miroslav	M	0	0	0	0	0	0
25	F	JOPPA Martin	M	0	0	0	0	0	0
30	D	FOJTIK Erik	M	0	0	0	0	0	0
33	D	HLINKA Michal	M	0	0	0	0	0	0
44	F	TURIC Robert	M	0	0	0	0	0	0
45	F	VECEREK Milos	M	0	0	0	0	0	0
66	D	FERENCIK Slavomir	M	0	0	0	0	0	0
98	F	KORMAN David	M	0	0	0	0	0	0

Head Coach: HRICKO Ivan

#### Legend:

<b>+/-</b>	Plus/minus net	<b>A</b>	Assists	<b>D</b>	Defence	<b>F</b>	Forward
<b>G</b>	Goals	<b>GA</b>	Goals against	<b>GAA</b>	Goals against as average per 45 minutes	<b>Gen</b>	Gender
<b>GK</b>	Goalkeeper	<b>GP</b>	Games played	<b>M</b>	Male	<b>MIP</b>	Minutes and seconds played
<b>No.</b>	Jersey number	<b>PIM</b>	Penalties in minutes	<b>Pos.</b>	Position	<b>PTS</b>	Points
<b>SOG</b>	Shots on goal	<b>SVS</b>	Saves	<b>SVS%</b>	Saves in percentage		



**SAT 4 MAY 2024**  
Start Time 10:00

**Preliminary Round - Group A, Game 1**

**Mixed**



## Line-ups

### USA - SVK

#### Referee

VANEK Jan (CZE)

#### Linesmen

BLAZEK Pavel (CZE) , LUNDEN Andreas (SWE)

#### Goalkeepers

**Team: USA**

No.	Name	Gen
32	LEE Jen	M
29	LAMARRE Griffin	M

**Team: SVK**

No.	Name	Gen
18	LEPACEK Eduard	M
21	PASTUCHA Miroslav	M

#### Team Line-ups

**Team: USA (Blue)**

No.	Pos.	Name	Gen
8	D	WALLACE Jack	M
27	D	PAULS Josh +C	M
9	F	DODSON Travis +A	M
37	F	EUSTACE David	M
88	F	McKEE Kevin	M
17	D	DOUGLAS Christopher	M
22	D	GROVE Noah	M
16	F	FARMER Declan +A	M
18	F	NICHOLS Evan	M
19	F	JONES Malik	M
4	F	ROYBAL Brody	M
14	F	MUSSELMAN Benjamin	M
24	F	MISIEWICZ Joshua	M

**Head Coach:** HOFF David

#### NOT DRESSED:

10 D BOLTON Brett M

**Team: SVK (White)**

No.	Pos.	Name	Gen
30	D	FOJTIK Erik +A	M
66	D	FERENCIK Slavomir	M
7	F	STASAK Miroslav +A	M
11	F	LIGDA Marian +C	M
98	F	KORMAN David	M
33	D	HLINKA Michal	M
44	F	TURIC Robert	M
45	F	VECEREK Milos	M

**Head Coach:** HRICKO Ivan

#### NOT DRESSED:

25 F JOPPA Martin M

#### Legend:

<b>+A</b>	Assistant Captain	<b>+C</b>	Captain	<b>D</b>	Defence	<b>F</b>	Forward
<b>Gen</b>	Gender	<b>M</b>	Male	<b>No.</b>	Jersey number	<b>Pos.</b>	Position



**SAT 4 MAY 2024**  
Start Time 10:00

**Preliminary Round - Group A, Game 1**



## Graphical Line-ups

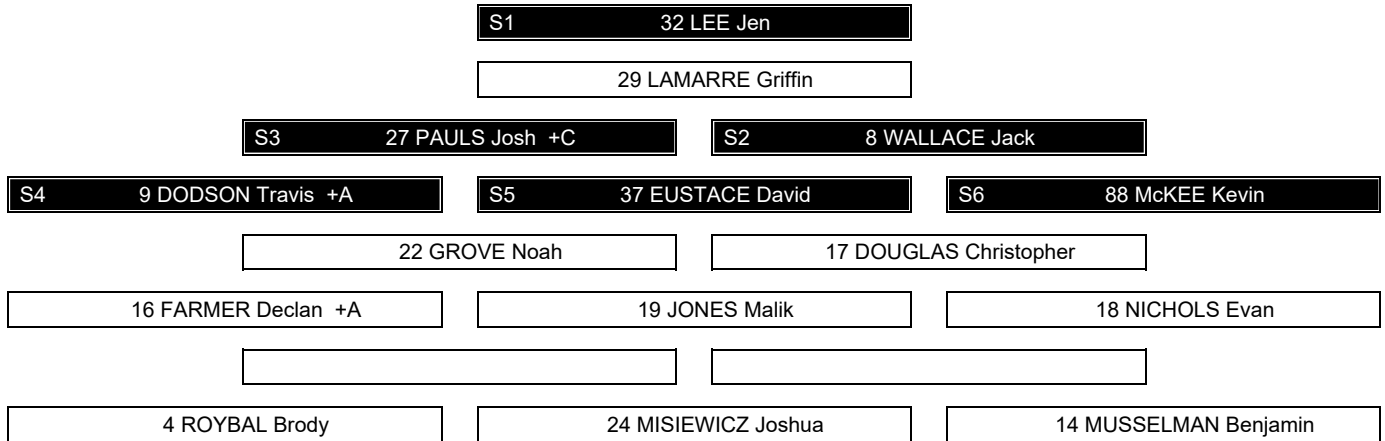
### USA - SVK

**Referee**  
VANEK Jan (CZE)

**Linesmen**  
BLAZEK Pavel (CZE) , LUNDEN Andreas (SWE)

**Team:** USA - United States (Blue)

**Head Coach:** HOFF David



**Team:** SVK - Slovakia (White)

**Head Coach:** HRICKO Ivan



**Legend:**

**+A** Assistant Captain

**+C** Captain

**Sn** Starting position



SAT 4 MAY 2024

Start Time 10:00

End Time 12:25

Preliminary Round - Group A, Game 1



## Game Summary

USA - SVK 10 - 0 (3 - 0 , 3 - 0 , 4 - 0)

Spectators	Referee	Linesmen
37	VANEK Jan (CZE)	BLAZEK Pavel (CZE) , LUNDEN Andreas (SWE)

## Team Statistics

Period	Score	SVS	SOG	PIM	TPP	PPG	SHG
1	3 : 0	0 : 5	8 : 0	0 : 0	00:00 : 00:00	0 : 0	0 : 0
2	3 : 0	0 : 8	11 : 0	0 : 0	00:00 : 00:00	0 : 0	0 : 0
3	4 : 0	0 : 8	12 : 0	0 : 4	02:32 : 00:00	0 : 0	0 : 0
<b>Total</b>	<b>10 : 0</b>	<b>0 : 21</b>	<b>31 : 0</b>	<b>0 : 4</b>	<b>02:32 : 00:00</b>	<b>0 : 0</b>	<b>0 : 0</b>

## 1st Period

Action	Time	ET/Res	Team	Type	No.	Name	(G) Name of Assistant(s) / Action Description
GK	00:00		USA		32	LEE J	- Goalkeeper in
GK	00:00		SVK		18	LEPACEK E	- Goalkeeper in
<b>Goal</b>	<b>03:44</b>	<b>1 : 0</b>	<b>USA</b>	<b>EQ</b>	<b>37</b>	<b>EUSTACE D</b>	(1) 8 WALLACE J On Ice USA 32 8 9 22 37 88 SVK 18 11 30 33 45 98
<b>Goal</b>	<b>04:57</b>	<b>2 : 0</b>	<b>USA</b>	<b>EQ</b>	<b>16</b>	<b>FARMER D</b>	(1) 19 JONES M 18 NICHOLS E On Ice USA 32 8 16 18 19 27 SVK 18 7 11 44 45 66
<b>Goal</b>	<b>08:27</b>	<b>3 : 0</b>	<b>USA</b>	<b>EQ</b>	<b>16</b>	<b>FARMER D</b>	(2) 19 JONES M On Ice USA 32 8 16 18 19 27 SVK 18 7 30 44 66 98

## 2nd Period

Action	Time	ET/Res	Team	Type	No.	Name	(G) Name of Assistant(s) / Action Description
GK	15:00		USA		29	LAMARRE G	- Goalkeeper in
<b>Goal</b>	<b>16:10</b>	<b>4 : 0</b>	<b>USA</b>	<b>EQ</b>	<b>19</b>	<b>JONES M</b>	(1) 18 NICHOLS E 27 PAULS J On Ice USA 32 16 17 18 19 27 SVK 18 7 30 45 66 98
<b>Goal</b>	<b>20:24</b>	<b>5 : 0</b>	<b>USA</b>	<b>EQ</b>	<b>16</b>	<b>FARMER D</b>	(3) 19 JONES M On Ice USA 32 8 16 18 19 22 SVK 18 7 33 44 45 66
<b>Goal</b>	<b>20:52</b>	<b>6 : 0</b>	<b>USA</b>	<b>EQ</b>	<b>4</b>	<b>ROYBAL B</b>	(1) 24 MISIEWICZ J On Ice USA 32 4 8 14 24 27 SVK 18 7 33 45 66 98

## 3rd Period

Action	Time	ET/Res	Team	Type	No.	Name	(G) Name of Assistant(s) / Action Description
GK	30:00		SVK		21	PASTUCHA M	- Goalkeeper in
<b>Goal</b>	<b>31:42</b>	<b>7 : 0</b>	<b>USA</b>	<b>EQ</b>	<b>17</b>	<b>DOUGLAS C</b>	(1) 22 GROVE N 19 JONES M On Ice USA 32 16 17 18 19 22 SVK 21 11 30 45 66 98
<b>Goal</b>	<b>32:45</b>	<b>8 : 0</b>	<b>USA</b>	<b>EQ</b>	<b>14</b>	<b>MUSSELMAN B</b>	(1) 8 WALLACE J 27 PAULS J On Ice USA 32 4 8 14 24 27 SVK 21 11 30 45 66 98
<b>Goal</b>	<b>34:36</b>	<b>9 : 0</b>	<b>USA</b>	<b>EQ</b>	<b>16</b>	<b>FARMER D</b>	(4) 18 NICHOLS E 19 JONES M On Ice USA 32 8 16 18 19 27 SVK 21 7 11 30 66 98
GK	34:36		SVK		18	LEPACEK E	- Goalkeeper in
Penalty	36:21	38:21	SVK	2 min.	11	LIGDA M	- Teeing
<b>Goal</b>	<b>43:57</b>	<b>10 : 0</b>	<b>USA</b>	<b>EQ</b>	<b>8</b>	<b>WALLACE J</b>	(1) 4 ROYBAL B 24 MISIEWICZ J On Ice USA 29 4 8 14 24 27 SVK 18 11 33 45 66 98
Penalty	44:28	45:00	SVK	2 min.	30	FOJTIK E	- Holding an opponent
GK	45:00		USA				29 LAMARRE G - Goalkeeper out
GK	45:00		SVK				18 LEPACEK E - Goalkeeper out

## Goalkeeper Records

Team : USA - United States

No.	Name	SOG	SVS	MIP
29	LAMARRE Griffin	0	0	30:00
32	LEE Jen	0	0	15:00

Team : SVK - Slovakia

No.	Name	SOG	SVS	MIP
18	LEPACEK Eduard	28	21	40:24
21	PASTUCHA Miroslav	3	0	04:36

## Game Statistics

Team : USA (Blue)



SAT 4 MAY 2024

Start Time 10:00

End Time 12:25

Preliminary Round - Group A, Game 1

Mixed



Head Coach : HOFF David

No.	Pos.	Name	Gen	G	A	PTS	PIM	Shots on Goal				+/-
								1	2	3	TS	
8	D	WALLACE Jack	M	1	2	3	0	0	2	1	3	+8
9	F	DODSON Travis +A	M	0	0	0	0	0	1	0	1	+1
27	D	PAULS Josh +C	M	0	2	2	0	0	0	0	0	+7
37	F	EUSTACE David	M	1	0	1	0	1	0	2	3	+1
88	F	McKEE Kevin	M	0	0	0	0	0	0	0	0	+1
16	F	FARMER Declan +A (BP)	M	4	0	4	0	3	1	1	5	+6
17	D	DOUGLAS Christopher	M	1	0	1	0	0	1	3	4	+2
18	F	NICHOLS Evan	M	0	3	3	0	1	1	1	3	+6
19	F	JONES Malik	M	1	5	6	0	0	1	1	2	+6
22	D	GROVE Noah	M	0	1	1	0	0	0	1	1	+3
4	F	ROYBAL Brody	M	1	1	2	0	1	2	0	3	+3
14	F	MUSSELMAN Benjamin	M	1	0	1	0	1	1	2	4	+3
24	F	MISIEWICZ Joshua	M	0	2	2	0	1	1	0	2	+3
29	GK	LAMARRE Griffin	M	0	0	0	0	0	0	0	0	
32	GK	LEE Jen	M	0	0	0	0	0	0	0	0	
<b>Total</b>				<b>10</b>	<b>16</b>	<b>26</b>	<b>0</b>	<b>8</b>	<b>11</b>	<b>12</b>	<b>31</b>	

Team : SVK (White)

Head Coach : HRICKO Ivan

No.	Pos.	Name	Gen	G	A	PTS	PIM	Shots on Goal				+/-
								1	2	3	TS	
7	F	STASAK Miroslav +A	M	0	0	0	0	0	0	0	0	-6
11	F	LIGDA Marian +C	M	0	0	0	2	0	0	0	0	-6
30	D	FOJTIK Erik +A	M	0	0	0	2	0	0	0	0	-6
66	D	FERENCIK Slavomir	M	0	0	0	0	0	0	0	0	-9
98	F	KORMAN David	M	0	0	0	0	0	0	0	0	-8
33	D	HLINKA Michal	M	0	0	0	0	0	0	0	0	-4
44	F	TURIC Robert	M	0	0	0	0	0	0	0	0	-3
45	F	VECEREK Milos	M	0	0	0	0	0	0	0	0	-8
18	GK	LEPACEK Eduard (BP)	M	0	0	0	0	0	0	0	0	
21	GK	PASTUCHA Miroslav	M	0	0	0	0	0	0	0	0	
<b>Total</b>				<b>0</b>	<b>0</b>	<b>0</b>	<b>4</b>	<b>0</b>	<b>0</b>	<b>0</b>	<b>0</b>	

## Legend:

<b>(G)</b>	Goals in tournament	<b>+/-</b>	Plus/minus net	<b>+A</b>	Assistant Captain	<b>+C</b>	Captain
<b>A</b>	Assists	<b>D</b>	Defence	<b>EQ</b>	Equal strength	<b>ET/Res</b>	Penalty end time/Result of game
<b>F</b>	Forward	<b>G</b>	Goals	<b>Gen</b>	Gender	<b>GK</b>	Goalkeeper
<b>M</b>	Male	<b>MIP</b>	Minutes in play (GK)	<b>No.</b>	Jersey number	<b>PIM</b>	Penalties in minutes
<b>Pos.</b>	Position	<b>PPG</b>	Power play goals	<b>PTS</b>	Points	<b>SHG</b>	Shorthanded goals
<b>SOG</b>	Shots on goal	<b>SVS</b>	Saves	<b>TPP</b>	Time on power play	<b>TS</b>	Total shots



SAT 4 MAY 2024  
Start Time 10:00

Mixed

Preliminary Round - Group A, Game 1



### Shot Chart USA - SVK

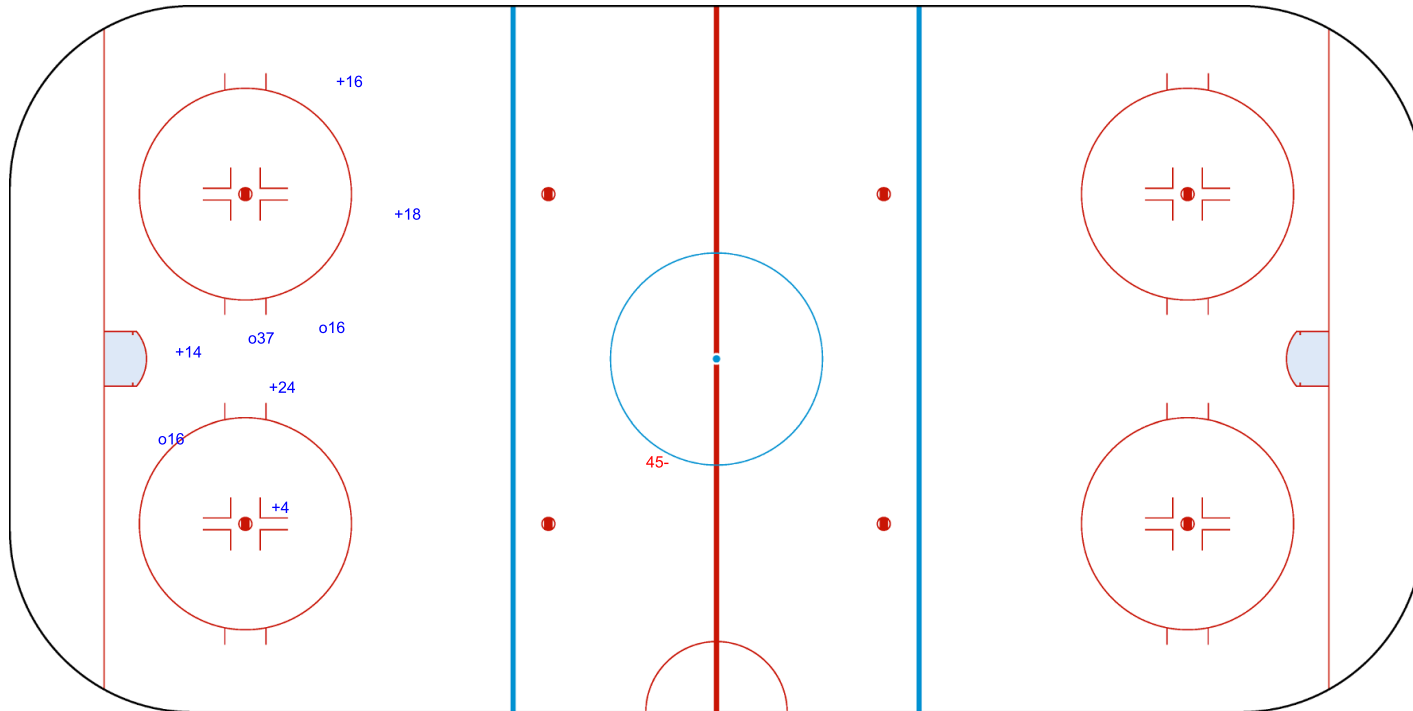
Shots by USA  
Goals (o): 3    SSG (+): 5  
SSP (<): 0    SPG (-): 0

SVK    Period: 1    USA

Shots by SVK  
Goals (o): 0    SSG (+): 0  
SSP (>): 0    SPG (-): 1

o16
o37
o16

GK 18 of SVK



--

GK 32 of USA



SAT 4 MAY 2024  
Start Time 10:00

Mixed  
Preliminary Round - Group A, Game 1



Shots by SVK  
Goals (o): 0  
SSP (<): 0

SSG (+): 0  
SPG (-): 0



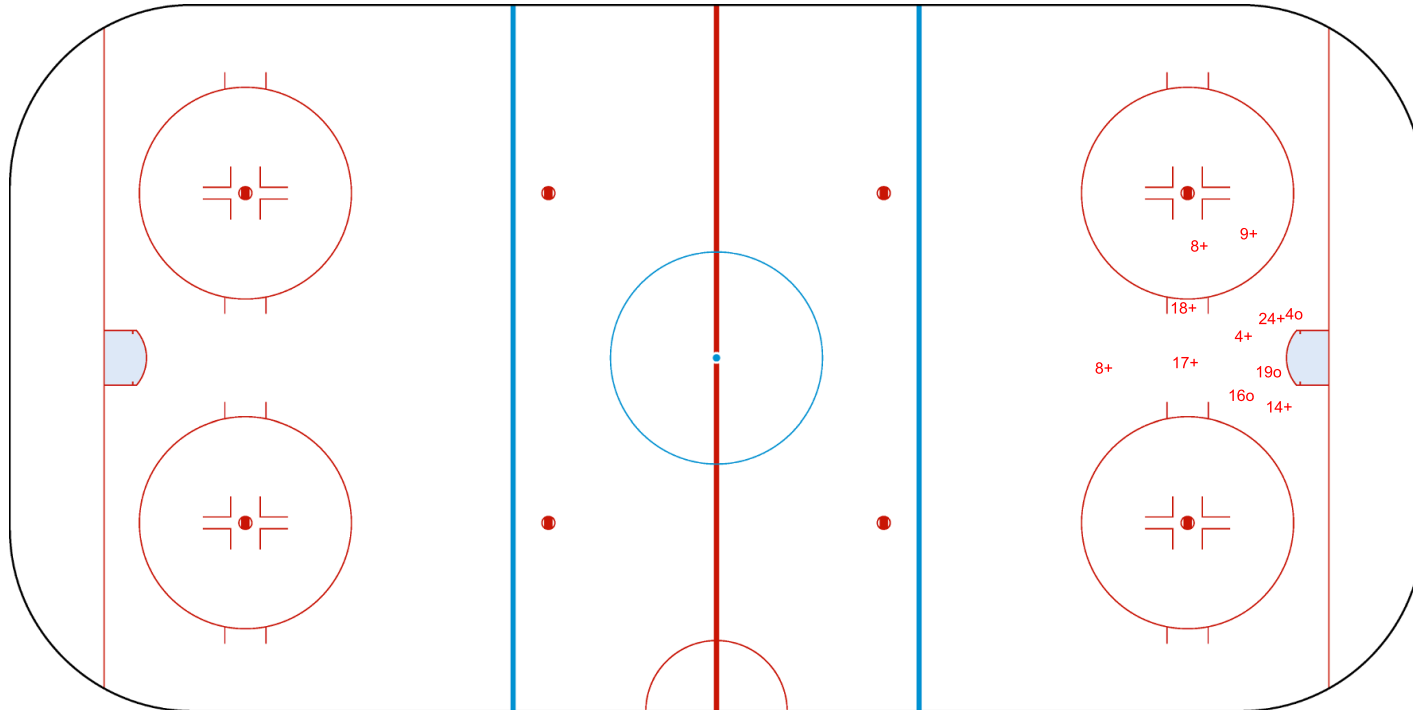
GK 29 of USA



GK 32 of USA




Period: 2



Shots by USA  
Goals (o): 3  
SSP (>): 0

SSG (+): 8  
SPG (-): 0



GK 18 of SVK





**SAT 4 MAY 2024**  
Start Time 10:00

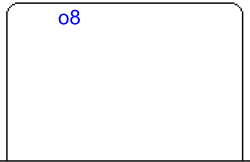
**Preliminary Round - Group A, Game 1**




Mixed

Shots by USA

Goals (o): 4    SSG (+): 8  
SSP (<): 0    SPG (-): 0



GK 18 of SVK



GK 21 of SVK



Period: 3

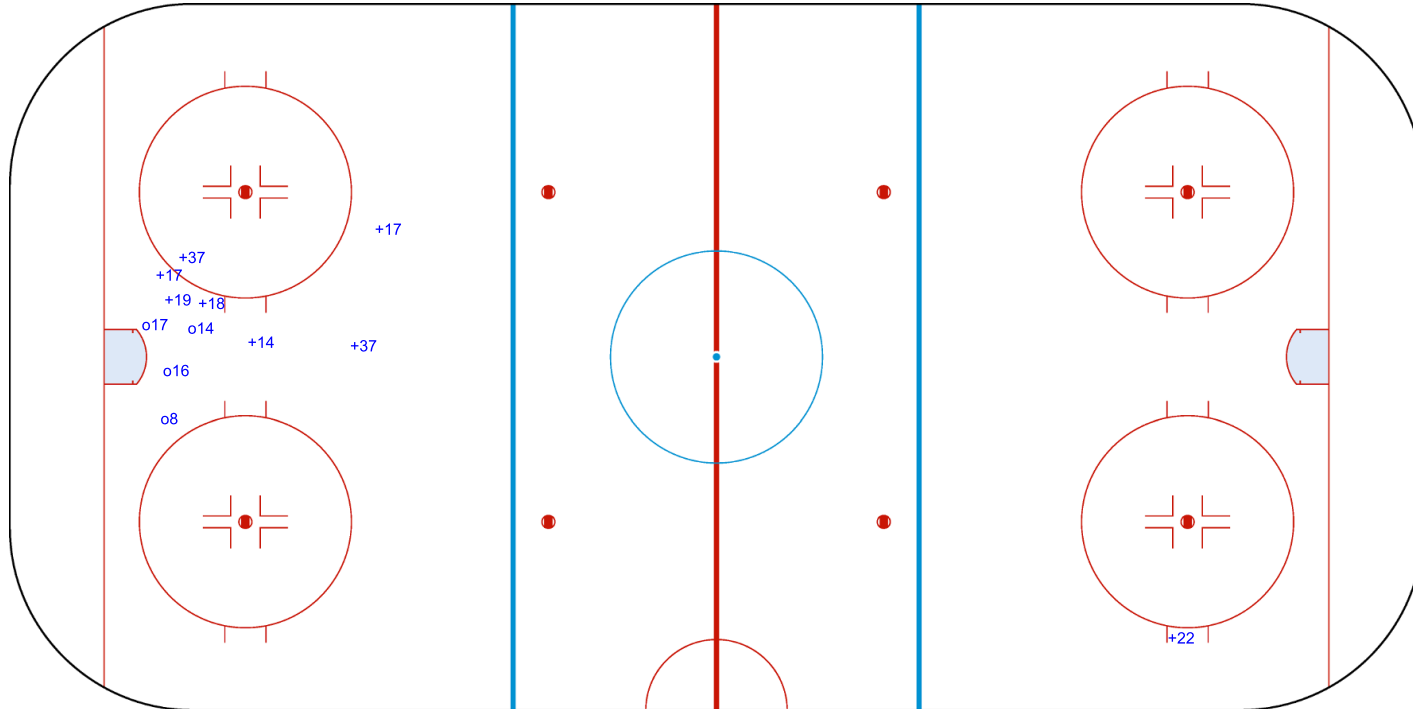


Shots by SVK

Goals (o): 0    SSG (+): 0  
SSP (>): 0    SPG (-): 0



GK 29 of USA



<b>Legend:</b>					
<b>GK</b>	Goalkeeper	<b>SPG</b>	Shots past goal	<b>SSG</b>	Shots saved by goalkeeper
				<b>SSP</b>	Shots saved by player



SAT 4 MAY 2024  
Start Time 10:00

Preliminary Round - Group A, Game 1



### Face-off Chart USA - SVK

#### PERIOD 1

USA Def. zone	SVK Att. zone	Neutral zone		USA Att. zone	SVK Def. zone	Total wins all zones	
		USA	SVK			USA	SVK
		- 88	+ 7	- 18	+ 7	8 / 57%	6 / 43%
		+ 88	- 7	+ 16	- 7		
		- 16	+ 7	+ 24	- 11		
		+ 24	- 11	+ 14	- 11		
		+ 24	- 7	+ 16	- 7		
		- 88	+ 7	- 37	+ 11		
		- 88	+ 11	+ 9	- 11		
Total wins / period		3 / 43%	4 / 57%	5 / 71%	2 / 29%		

#### PERIOD 2

USA Def. zone	SVK Att. zone	Neutral zone		USA Att. zone	SVK Def. zone	Total wins all zones	
		USA	SVK			USA	SVK
- 37	+ 7	+ 88	- 7	+ 37	- 11	11 / 79%	3 / 21%
		- 16	+ 11	+ 16	- 7		
		+ 24	- 7	+ 37	- 11		
		+ 24	- 11	+ 37	- 11		
		+ 16	- 98	+ 24	- 7		
		- 88	+ 7	+ 37	- 11		
				+ 37	- 11		
Total wins / period		0 / 0%	1 / 100%	7 / 100%	0 / 0%		

#### PERIOD 3

USA Def. zone	SVK Att. zone	Neutral zone		USA Att. zone	SVK Def. zone	Total wins all zones	
		USA	SVK			USA	SVK
+ 16	- 11	+ 88	- 7	+ 16	- 7	7 / 58%	5 / 42%
- 88	+ 98	- 24	+ 11	- 24	+ 7		
		- 88	+ 7	+ 37	- 98		
		+ 16	- 7	- 16	+ 11		
		+ 24	- 7	+ 37	- 7		
Total wins / period		1 / 50%	1 / 50%	3 / 60%	2 / 40%		

#### TOTAL

USA Def. zone	SVK Att. zone	Neutral zone		USA Att. zone	SVK Def. zone	Total wins all zones	
		USA	SVK			USA	SVK
						26 / 65%	14 / 35%
Total wins / game		1 / 33%	2 / 67%	10 / 56%	8 / 44%		



**SAT 4 MAY 2024**  
Start Time 10:00

**Preliminary Round - Group A, Game 1**

Mixed



**HEAD TO HEAD**

		SVK							
No.	7	11	98	Tot	wins USA	Dz	Nz	Az	
USA	9		1 - 0	1	1 100%			1 100%	
	14		1 - 0	1	1 100%			1 100%	
	16	5 - 1	1 - 2	10	7 70%	1 100%	2 50%	4 80%	
	18	0 - 1		1	0 0%			0 0%	
	24	4 - 1	3 - 1	9	7 78%		5 83%	2 67%	
	37	1 - 1	5 - 1	9	7 78%	0 0%		7 88%	
	88	3 - 4	0 - 1	9	3 33%	0 0%	3 38%		
<b>Tot</b>	21	16	3	40	26 65%	1 33%	10 56%	15 79%	
<b>wins SVK</b>	8 38%	5 31%	1 33%	14 35%					
<b>Dz</b>	2 25%	2 20%	0 0%	4 21%					
<b>Nz</b>	5 42%	3 60%	0 0%	8 44%					
<b>Az</b>	1 100%	0 0%	1 100%	2 67%					

**Legend:**  
**Az** Attacking zone    **Dz** Defending zone    **No.** Jersey number    **Nz** Neutral zone    **Tot.** Total face-offs played



**SAT 4 MAY 2024**  
Start Time 13:30

**Preliminary Round - Group A, Game 2**

Mixed



## Line-ups

**REVISED**  
4 MAY 21:02

### CHN - KOR

#### Referee

ESPOSITO Bobby (USA)

#### Linesmen

DAUPHINEE Dylan (CAN) , LEWIS Brendan (USA)

#### Goalkeepers

Team: CHN

No.	Name	Gen
20	JI Yan Zhao	M
1	WANG Wei	M

Team: KOR

No.	Name	Gen
39	CHOI Hyuk Jun	M
82	BONG Daehan	M

#### Team Line-ups

Team: CHN (Red)

No.	Pos.	Name	Gen
7	D	XU Jin Qiang +A	M
23	D	CUI Yu Tao +C	M
8	F	WANG Zhi Dong	M
24	F	ZHU Zhan Fu	M
32	F	LI Hong Guan	M
3	D	LYU Zhi	M
22	D	HU Guang Jian	M
17	F	SHEN Yi Feng	M
28	F	TIAN Jin Tao	M
30	F	QIU Dian Peng	M
19	D	ZHANG Zheng	M
12	F	CHE Hang	M
15	F	SONG Xiao Dong	M

Head Coach: JIN Xian Xiu

#### NOT DRESSED:

10	D	LI Zhen Yang	M
18	F	WANG Ju Jiang	M

Team: KOR (White)

No.	Pos.	Name	Gen
8	D	CHOI Kwang Hyouk	M
11	D	SONG Yeha	M
20	D	JANG Dong Shin	M
14	F	JUNG Seung Hwan	M
27	F	CHO Byeong Seok	M
4	D	OH Seok	M
13	D	YU Inchul +A	M
3	F	RYU Jee Hyun	M
9	F	CHOI Si Woo +A	M
55	F	JANG Jong Ho	M
12	D	KIM Young Sung +C	M
2	F	PARK Seok	M
24	F	KIM Inkyum	M

Head Coach: KIM Jung Ho

#### Legend:

**+A** Assistant Captain      **+C** Captain      **D** Defence      **F** Forward  
**Gen** Gender      **M** Male      **No.** Jersey number      **Pos.** Position

**REVISED**

Revised to update the C and A's for Korea.



**SAT 4 MAY 2024**  
Start Time 13:30

**Preliminary Round - Group A, Game 2**



## Graphical Line-ups

### CHN - KOR

**Referee**  
ESPOSITO Bobby (USA)

**Linesmen**  
DAUPHINEE Dylan (CAN) , LEWIS Brendan (USA)

**Team:** CHN - China (Red)

**Head Coach:** JIN Xian Xiu



**Team:** KOR - Korea (White)

**Head Coach:** KIM Jung Ho



**Legend:**

**+A** Assistant Captain

**+C** Captain

**Sn** Starting position



SAT 4 MAY 2024

Start Time 13:30  
End Time 15:36

Mixed

Preliminary Round - Group A, Game 2



### Game Summary

**CHN - KOR 10 - 0 (1 - 0 , 8 - 0 , 1 - 0)**

Spectators	Referee	Linesmen
73	ESPOSITO Bobby (USA)	DAUPHINEE Dylan (CAN) , LEWIS Brendan (USA)

#### Team Statistics

Period	Score	SVS	SOG	PIM	TPP	PPG	SHG
1	1 : 0	0 : 7	8 : 0	2 : 0	00:00 : 02:00	0 : 0	0 : 0
2	8 : 0	5 : 4	12 : 5	0 : 4	02:34 : 00:00	1 : 0	0 : 0
3	1 : 0	3 : 7	8 : 3	33 : 29	01:00 : 04:40	0 : 0	0 : 0
<b>Total</b>	<b>10 : 0</b>	<b>8 : 18</b>	<b>28 : 8</b>	<b>35 : 33</b>	<b>03:34 : 06:40</b>	<b>1 : 0</b>	<b>0 : 0</b>

#### 1st Period

Action	Time	ET/Res	Team	Type	No.	Name	(G) Name of Assistant(s) / Action Description
GK	00:00		KOR		39	CHOI HJ	- Goalkeeper in
GK	00:00		CHN		20	JI YZ	- Goalkeeper in
<b>Goal</b>	<b>01:21</b>	<b>1 : 0</b>	<b>CHN</b>	<b>EQ</b>	<b>28</b>	<b>TIAN JT</b>	(1) 19 ZHANG Z On Ice CHN 20 15 19 22 28 32 KOR 39 3 4 9 13 55
Penalty	05:53	07:53	CHN	2 min.	15	SONG XD	- Interference

#### 2nd Period

Action	Time	ET/Res	Team	Type	No.	Name	(G) Name of Assistant(s) / Action Description
Penalty	15:15	15:49	KOR	2 min.	27	CHO BS	- Throwing a Stick or any Object
<b>Goal</b>	<b>15:49</b>	<b>2 : 0</b>	<b>CHN</b>	<b>PP1</b>	<b>24</b>	<b>ZHU ZF</b>	(1) 8 WANG ZD On Ice CHN 20 7 8 17 23 24 KOR 39 4 8 14 20 *
<b>Goal</b>	<b>16:15</b>	<b>3 : 0</b>	<b>CHN</b>	<b>EQ</b>	<b>15</b>	<b>SONG XD</b>	(1) 22 HU GJ On Ice CHN 20 15 19 22 28 32 KOR 39 3 4 9 13 55
<b>Goal</b>	<b>17:10</b>	<b>4 : 0</b>	<b>CHN</b>	<b>EQ</b>	<b>32</b>	<b>LI HG</b>	(1) 28 TIAN JT On Ice CHN 20 8 17 23 28 32 KOR 39 3 4 9 13 27
Time-out	17:10		KOR				
GK	17:10		KOR		82	BONG D	- Goalkeeper in
<b>Goal</b>	<b>18:35</b>	<b>5 : 0</b>	<b>CHN</b>	<b>EQ</b>	<b>32</b>	<b>LI HG</b>	(2) 28 TIAN JT On Ice CHN 20 15 19 22 28 32 KOR 82 8 11 14 20 27
Penalty	19:17	21:17	KOR	2 min.	4	OH S	- Interference
<b>Goal</b>	<b>23:47</b>	<b>6 : 0</b>	<b>CHN</b>	<b>EQ</b>	<b>24</b>	<b>ZHU ZF</b>	(2) 17 SHEN YF On Ice CHN 20 7 8 17 23 24 KOR 82 3 4 9 13 55
<b>Goal</b>	<b>26:47</b>	<b>7 : 0</b>	<b>CHN</b>	<b>EQ</b>	<b>30</b>	<b>QIU DP</b>	(1) On Ice CHN 20 3 12 22 24 30 KOR 82 8 13 14 20 27
<b>Goal</b>	<b>28:03</b>	<b>8 : 0</b>	<b>CHN</b>	<b>EQ</b>	<b>22</b>	<b>HU GJ</b>	(1) 28 TIAN JT On Ice CHN 20 15 19 22 28 32 32 LI HG KOR 82 3 4 9 13 55
<b>Goal</b>	<b>29:09</b>	<b>9 : 0</b>	<b>CHN</b>	<b>EQ</b>	<b>24</b>	<b>ZHU ZF</b>	(3) 17 SHEN YF On Ice CHN 20 7 8 17 23 24 7 XU JQ KOR 82 8 11 14 20 27

#### 3rd Period

Action	Time	ET/Res	Team	Type	No.	Name	(G) Name of Assistant(s) / Action Description
Penalty	30:40	32:40	CHN	2 min.	17	SHEN YF	- Unsportsmanlike Conduct
Penalty	33:20	35:20	KOR	2 min.	13	YU I	- Teeing
Penalty	36:11	45:00	CHN	25 min.	22	HU GJ	- Fighting
Penalty	36:11	38:11	CHN	2 min.	22	HU GJ	- Roughing / Served by: 12 CHE H
Penalty	36:11	40:11	CHN	2 min.	22	HU GJ	- Roughing
Penalty	36:11	45:00	KOR	25 min.	9	CHOI SW	- Butt-Ending
Penalty	36:11	38:11	KOR	2 min.	3	RYU JH	- Roughing
<b>Goal</b>	<b>42:10</b>	<b>10 : 0</b>	<b>CHN</b>	<b>EQ</b>	<b>28</b>	<b>TIAN JT</b>	(2) On Ice CHN 20 15 17 24 28 32 KOR 82
Penalty	42:40	34:20	CHN	2 min.	24	ZHU ZF	- Teeing / start serving at 32:20
GK	45:00		CHN				20 JI YZ - Goalkeeper out
GK	45:00		KOR				82 BONG D - Goalkeeper out



SAT 4 MAY 2024

Start Time 13:30

End Time 15:36

Preliminary Round - Group A, Game 2

Mixed



## Goalkeeper Records

Team : CHN - China

No.	Name	SOG	SVS	MIP
20	JI Yan Zhao	8	8	45:00
1	WANG Wei			

Team : KOR - Korea

No.	Name	SOG	SVS	MIP
82	BONG Daehan	16	10	27:50
39	CHOI Hyuk Jun	12	8	17:10

## Game Statistics

Team : CHN (Red)

Head Coach : JIN Xian Xiu

No.	Pos.	Name	Gen	G	A	PTS	PIM	Shots on Goal				+/-
								1	2	3	TS	
7	D	XU Jin Qiang +A	M	0	1	1	0	1	0	0	1	+2
8	F	WANG Zhi Dong	M	0	1	1	0	1	0	2	3	+3
23	D	CUI Yu Tao +C	M	0	0	0	0	0	0	0	0	+3
24	F	ZHU Zhan Fu (BP)	M	3	0	3	2	0	3	0	3	+4
32	F	LI Hong Guan	M	2	1	3	0	0	3	1	4	+6
3	D	LYU Zhi	M	0	0	0	0	0	0	0	0	+1
17	F	SHEN Yi Feng	M	0	2	2	2	2	0	0	2	+4
22	D	HU Guang Jian	M	1	1	2	29	0	1	0	1	+5
28	F	TIAN Jin Tao	M	2	3	5	0	3	2	2	7	+6
30	F	QIU Dian Peng	M	1	0	1	0	0	1	2	3	+1
12	F	CHE Hang	M	0	0	0	0	0	1	1	2	+1
15	F	SONG Xiao Dong	M	1	0	1	2	1	1	0	2	+5
19	D	ZHANG Zheng	M	0	1	1	0	0	0	0	0	+4
1	GK	WANG Wei	M	0	0	0	0	0	0	0	0	
20	GK	JI Yan Zhao	M	0	0	0	0	0	0	0	0	
<b>Total</b>				<b>10</b>	<b>10</b>	<b>20</b>	<b>35</b>	<b>8</b>	<b>12</b>	<b>8</b>	<b>28</b>	

Team : KOR (White)

Head Coach : KIM Jung Ho

No.	Pos.	Name	Gen	G	A	PTS	PIM	Shots on Goal				+/-
								1	2	3	TS	
8	D	CHOI Kwang Hyouk	M	0	0	0	0	0	0	0	0	-3
11	D	SONG Yeha	M	0	0	0	0	0	0	0	0	-2
14	F	JUNG Seung Hwan	M	0	0	0	0	0	1	2	3	-3
20	D	JANG Dong Shin	M	0	0	0	0	0	0	0	0	-3
27	F	CHO Byeong Seok	M	0	0	0	2	0	1	0	1	-4
3	F	RYU Jee Hyun	M	0	0	0	2	0	0	0	0	-5
4	D	OH Seok (BP)	M	0	0	0	2	0	0	0	0	-5
9	F	CHOI Si Woo +A	M	0	0	0	25	0	1	0	1	-5
13	D	YU Inchul +A	M	0	0	0	2	0	0	1	1	-6
55	F	JANG Jong Ho	M	0	0	0	0	0	2	0	2	-4
2	F	PARK Seok	M	0	0	0	0	0	0	0	0	0
12	D	KIM Young Sung +C	M	0	0	0	0	0	0	0	0	0
24	F	KIM Inkyum	M	0	0	0	0	0	0	0	0	0
39	GK	CHOI Hyuk Jun	M	0	0	0	0	0	0	0	0	
82	GK	BONG Daehan	M	0	0	0	0	0	0	0	0	
<b>Total</b>				<b>0</b>	<b>0</b>	<b>0</b>	<b>33</b>	<b>0</b>	<b>5</b>	<b>3</b>	<b>8</b>	

## Legend:

<b>(G)</b> Goals in tournament	<b>*</b> does not count for Plus/minus	<b>+/-</b> Plus/minus net	<b>+A</b> Assistant Captain
<b>+C</b> Captain	<b>A</b> Assists	<b>D</b> Defence	<b>EQ</b> Equal strength
<b>ET/Res</b> Penalty end time/Result of game	<b>F</b> Forward	<b>G</b> Goals	<b>Gen</b> Gender
<b>GK</b> Goalkeeper	<b>M</b> Male	<b>MIP</b> Minutes in play (GK)	<b>No.</b> Jersey number
<b>PIM</b> Penalties in minutes	<b>Pos.</b> Position	<b>PP1</b> Power play - 1 player	<b>PPG</b> Power play goals
<b>PTS</b> Points	<b>SHG</b> Shorthanded goals	<b>SOG</b> Shots on goal	<b>SVS</b> Saves
<b>TPP</b> Time on power play	<b>TS</b> Total shots		



SAT 4 MAY 2024  
Start Time 13:30

Mixed

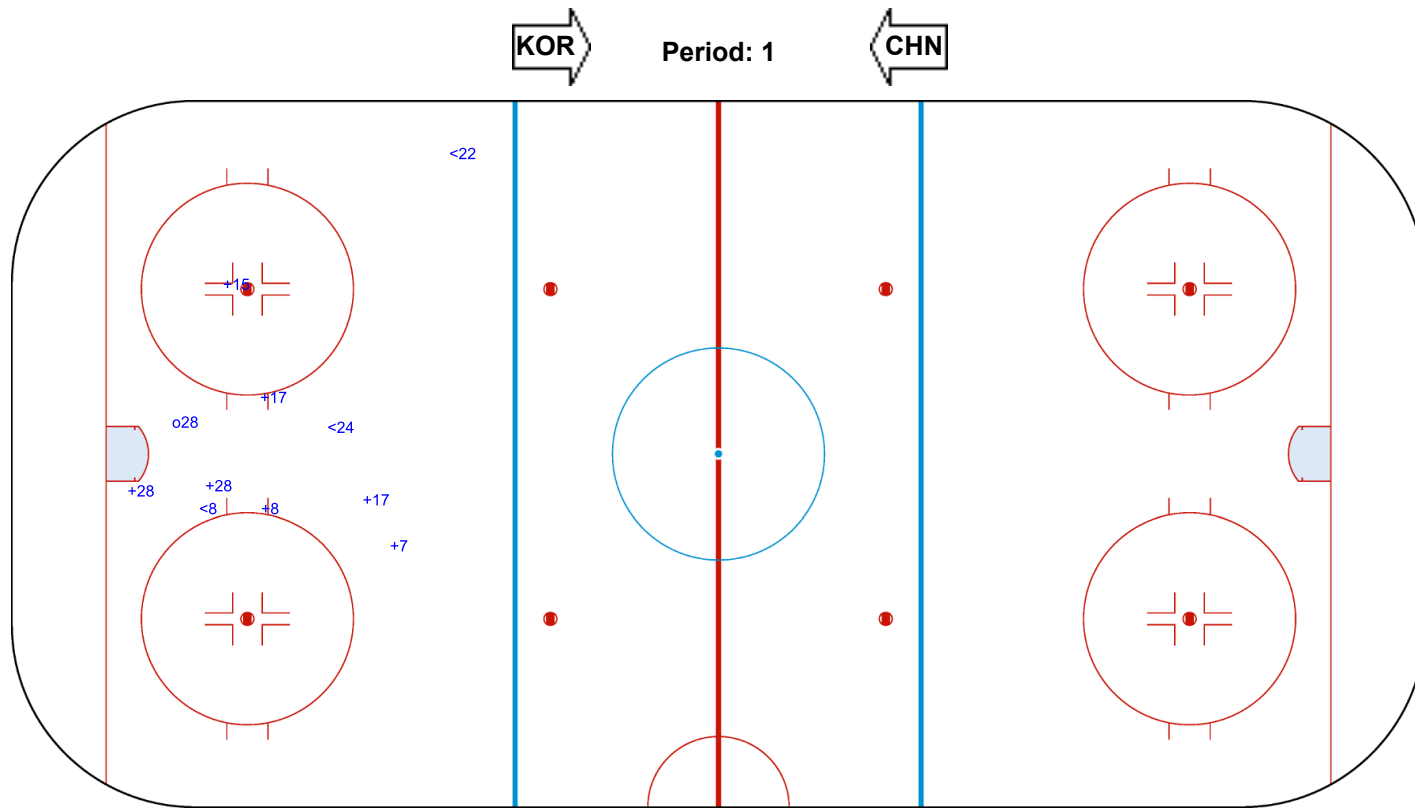
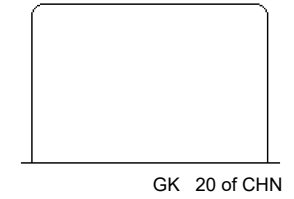
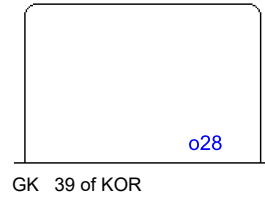
Preliminary Round - Group A, Game 2



### Shot Chart CHN - KOR

Shots by CHN  
Goals (o): 1    SSG (+): 7  
SSP (<): 3    SPG (-): 0

Shots by KOR  
Goals (o): 0    SSG (+): 0  
SSP (>): 0    SPG (-): 0







**SAT 4 MAY 2024**  
Start Time 13:30

**Mixed**  
**Preliminary Round - Group A, Game 2**



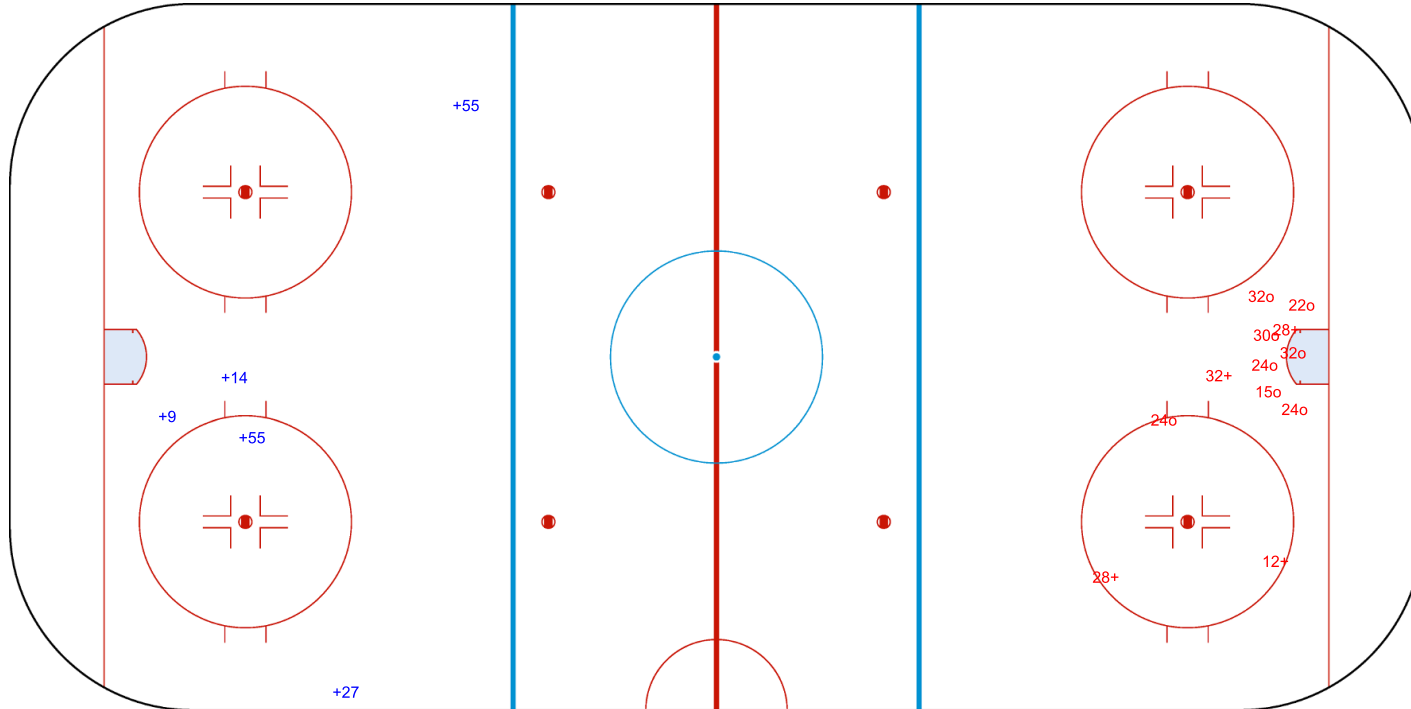
Shots by KOR  
Goals (o): 0    SSG (+): 5  
SSP (<): 0    SPG (-): 0



GK 20 of CHN



**Period: 2**



Shots by CHN  
Goals (o): 8    SSG (+): 4  
SSP (>): 0    SPG (-): 0



GK 39 of KOR



GK 82 of KOR



SAT 4 MAY 2024  
Start Time 13:30

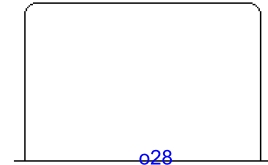
Preliminary Round - Group A, Game 2



Mixed

Shots by CHN

Goals (o): 1    SSG (+): 7  
SSP (<): 0    SPG (-): 0



GK 82 of KOR



Period: 3

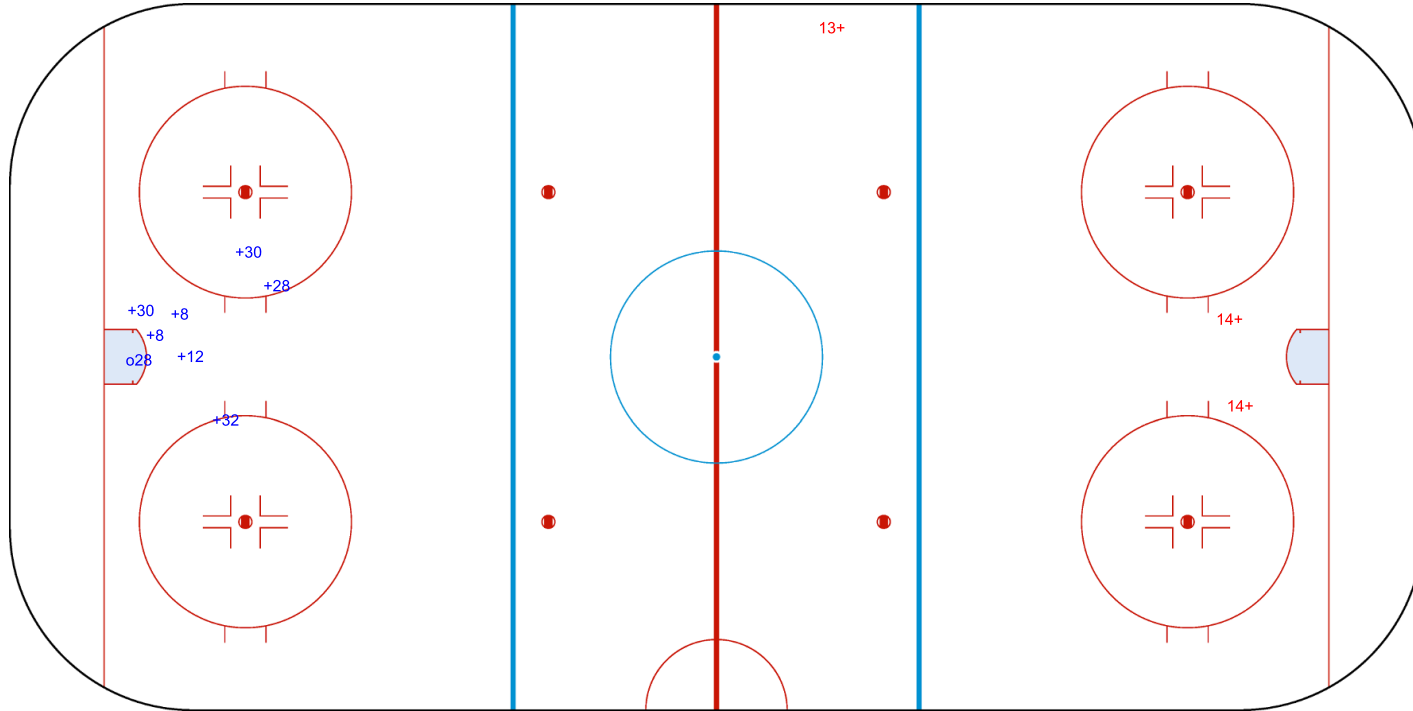


Shots by KOR

Goals (o): 0    SSG (+): 3  
SSP (>): 0    SPG (-): 0



GK 20 of CHN



Legend:	
<b>GK</b>	Goalkeeper
<b>SPG</b>	Shots past goal
<b>SSG</b>	Shots saved by goalkeeper
<b>SSP</b>	Shots saved by player



Face-off Chart

CHN - KOR

PERIOD 1

	CHN		KOR		CHN		KOR			
	Def. zone	Att. zone	Neutral zone	Neutral zone	Att. zone	Def. zone	Att. zone	Def. zone	Total wins all zones	
	- 8	+ 55	+ 8	- 27	+ 15	- 55	+ 15	- 55		
			+ 15	- 55	- 15	+ 55	- 15	+ 55		
			- 8	+ 27	+ 8	- 27	+ 8	- 27		
			+ 8	- 55	- 15	+ 27	- 15	+ 27		
			+ 8	- 27	- 15	+ 27	- 15	+ 27		
			- 15	+ 27	+ 8	- 55	+ 8	- 55		
					- 8	+ 55	- 8	+ 55		
					+ 8	- 55	+ 8	- 55		
Total wins / period	0 / 0%	1 / 100%	4 / 67%	2 / 33%	4 / 50%	4 / 50%	8 / 53%	7 / 47%		

PERIOD 2

	CHN		KOR		CHN		KOR			
	Def. zone	Att. zone	Neutral zone	Neutral zone	Att. zone	Def. zone	Att. zone	Def. zone	Total wins all zones	
	+ 8	- 27	- 8	+ 27	+ 8	- 8	- 15	+ 27		
	+ 30	- 27	- 15	+ 55	- 15	+ 27	- 30	+ 55		
	- 8	+ 55	- 15	+ 55	- 30	+ 55	+ 15	- 55		
	- 15	+ 55	+ 8	- 27	+ 15	- 55	+ 28	- 27		
	- 30	+ 55	+ 15	- 27	+ 28	- 27	- 30	+ 27		
	+ 30	- 55	- 8	+ 55	- 30	+ 27				
			- 8	+ 55						
			- 8	+ 55						
			+ 24	- 55						
			- 8	+ 55						
			+ 8	- 27						
			+ 8	- 27						
			+ 30	- 27						
Total wins / period	3 / 50%	3 / 50%	6 / 46%	7 / 54%	3 / 50%	3 / 50%	12 / 48%	13 / 52%		

PERIOD 3

	CHN		KOR		CHN		KOR			
	Def. zone	Att. zone	Neutral zone	Neutral zone	Att. zone	Def. zone	Att. zone	Def. zone	Total wins all zones	
	+ 8	- 27	+ 8	- 27	+ 15	- 55	- 30	+ 27		
	+ 15	- 55	- 15	+ 55	- 30	+ 27	- 28	+ 55		
	- 30	+ 27	+ 15	- 27	- 28	+ 55	+ 8	- 3		
	+ 15	- 55	- 8	+ 27	+ 8	- 3	- 15	+ 55		
					- 15	+ 55	- 15	+ 55		
					- 15	+ 55	- 15	+ 55		
					+ 8	- 27	+ 8	- 27		
					+ 15	- 55	+ 15	- 55		
					- 30	+ 27	- 30	+ 27		
Total wins / period	3 / 75%	1 / 25%	2 / 50%	2 / 50%	4 / 40%	6 / 60%	9 / 50%	9 / 50%		

TOTAL



SAT 4 MAY 2024  
Start Time 13:30

Preliminary Round - Group A, Game 2

Mixed



Total wins / game	CHN		KOR		CHN		KOR		Total wins all zones	
	Def. zone	Att. zone	Neutral zone		Att. zone	Def. zone			CHN	KOR
	6 / 55%	5 / 45%	12 / 52%	11 / 48%	11 / 46%	13 / 54%	29 / 50%	29 / 50%		

HEAD TO HEAD

		KOR				Tot	wins CHN	Dz	Nz	Az
No.	3	8	27	55						
CHN	8	1 - 0	1 - 0	10 - 3	3 - 7	25	15 60%	2 50%	7 50%	6 86%
	15			2 - 4	7 - 8	21	9 43%	2 67%	3 43%	4 36%
	24				1 - 0	1	1 100%		1 100%	
	28			1 - 0	0 - 1	2	1 50%			1 50%
	30			2 - 4	1 - 2	9	3 33%	2 50%	1 100%	0 0%
	<b>Tot</b>	1	1	26	30	58	29 50%	6 55%	12 52%	11 46%
<b>wins KOR</b>	0 0%	0 0%	11 42%	18 60%	29 50%					
<b>Dz</b>	0 0%	0 0%	6 67%	7 54%	13 54%					
<b>Nz</b>			4 31%	7 70%	11 48%					
<b>Az</b>			1 25%	4 57%	5 45%					

<b>Legend:</b>									
<b>Az</b>	Attacking zone	<b>Dz</b>	Defending zone	<b>No.</b>	Jersey number	<b>Nz</b>	Neutral zone	<b>Tot.</b>	Total face-offs played



**SAT 4 MAY 2024**  
Start Time 17:00

**Preliminary Round - Group B, Game 3**

Mixed



## Line-ups

### CAN - JPN

#### Referee

JOHANSSON Niklas (SWE)

#### Linesmen

HUS Igor (SVK) , RUNDSTROM Tony (SWE)

#### Goalkeepers

Team: CAN

No.	Name	Gen
54	KINGSMILL Adam	M
30	WATSON Corbin	M

Team: JPN

No.	Name	Gen
19	HORIE Wataru	M
38	OKABE Manabu	M

#### Team Line-ups

Team: CAN (White)

No.	Pos.	Name	Gen
23	D	HICKEY Liam +A	M
61	D	ARMSTRONG Rob	M
92	D	HALBERT Auren	M
8	F	McGREGOR Tyler +C	M
19	F	COZZOLINO Dominic	M
5	D	HENRY Tyrone +A	M
7	D	LAVIN Zach	M
29	D	KOVACEVICH Micah	M
4	F	DUNN James +A	M
26	F	JACOBS-WEBB Anton	M
9	F	SMITH Corbyn	M
11	F	DIXON Adam	M
13	F	BOILY Vincent	M

Head Coach: HERRINGTON Russ

#### NOT DRESSED:

17	D	BURNETT Shawn	M
98	F	LELIEVRE Mathieu	M

Team: JPN (Black)

No.	Pos.	Name	Gen
24	D	SUDO Satoru	M
25	D	MISAWA Eiji +A	M
10	F	ITO Itsuki	M
32	F	UEHARA Daisuke	M
96	F	KUMAGAI Masaharu +C	M
8	D	ISHIKAWA Yudai	M
11	D	NASU Norihiko	M
5	F	NIITSU Kazuyoshi +A	M
17	F	MORISAKI Amu	M
23	F	UKAI Shosei	M
1	F	KANEKO Mikio	M
40	F	SHIOYA Yoshihiro	M
58	F	NAKAMURA Shunsuke	M

Head Coach: NAKAKITA Kojin

#### NOT DRESSED:

9	F	MICHITATSU Gaku	M
---	---	-----------------	---

#### Legend:

<b>+A</b>	Assistant Captain	<b>+C</b>	Captain	<b>D</b>	Defence	<b>F</b>	Forward
<b>Gen</b>	Gender	<b>M</b>	Male	<b>No.</b>	Jersey number	<b>Pos.</b>	Position



**SAT 4 MAY 2024**  
Start Time 17:00

**Preliminary Round - Group B, Game 3**



## Graphical Line-ups

### CAN - JPN

**Referee**  
JOHANSSON Niklas (SWE)

**Linesmen**  
HUS Igor (SVK) , RUNDSTROM Tony (SWE)

**Team:** CAN - Canada (White)

**Head Coach:** HERRINGTON Russ

S1 54 KINGSMILL Adam		
30 WATSON Corbin		
S2 61 ARMSTRONG Rob	S3 92 HALBERT Auren	
S6 23 HICKEY Liam +A	S5 19 COZZOLINO Dominic	S4 8 MCGREGOR Tyler +C
7 LAVIN Zach		5 HENRY Tyrone +A
29 KOVACEVICH Micah	26 JACOBS-WEBB Anton	4 DUNN James +A
13 BOILY Vincent	11 DIXON Adam	9 SMITH Corbyn

**Team:** JPN - Japan (Black)

**Head Coach:** NAKAKITA Kojin

S1 19 HORIE Wataru		
38 OKABE Manabu		
S2 24 SUDO Satoru	S3 25 MISAWA Eiji +A	
S4 10 ITO Itsuki	S5 32 UEHARA Daisuke	S6 96 KUMAGAI Masaharu +C
8 ISHIKAWA Yudai		11 NASU Norihiko
5 NIITSU Kazuyoshi +A	17 MORISAKI Amu	23 UKAI Shosei
1 KANEKO Mikio	40 SHIOYA Yoshihiro	58 NAKAMURA Shunsuke

**Legend:**

**+A** Assistant Captain

**+C** Captain

**Sn** Starting position



SAT 4 MAY 2024

Start Time 17:00  
End Time 18:55Mixed  
Preliminary Round - Group B, Game 3

## Game Summary

CAN - JPN 19 - 0 (10 - 0, 8 - 0, 1 - 0)

Spectators	Referee	Linesmen
403	JOHANSSON Niklas (SWE)	HUS Igor (SVK) , RUNDSTROM Tony (SWE)

## Team Statistics

Period	Score	SVS	SOG	PIM	TPP	PPG	SHG
1	10 : 0	0 : 12	22 : 0	0 : 2	00:53 : 00:00	1 : 0	0 : 0
2	8 : 0	1 : 10	18 : 1	0 : 2	02:00 : 00:00	0 : 0	0 : 0
3	1 : 0	0 : 8	9 : 0	0 : 0	00:00 : 00:00	0 : 0	0 : 0
<b>Total</b>	<b>19 : 0</b>	<b>1 : 30</b>	<b>49 : 1</b>	<b>0 : 4</b>	<b>02:53 : 00:00</b>	<b>1 : 0</b>	<b>0 : 0</b>

## 1st Period

Action	Time	ET/Res	Team	Type	No.	Name	(G)	Name of Assistant(s) / Action Description
GK	00:00		CAN		54	KINGSMILL A		- Goalkeeper in
GK	00:00		JPN		19	HORIE W		- Goalkeeper in
Goal	00:47	1 : 0	CAN	EQ	23	HICKEY L	(1)	61 ARMSTRONG R On Ice CAN 54 8 19 23 61 92 JPN 19 5 8 11 17 23
Goal	01:15	2 : 0	CAN	EQ	26	JACOBS-WEBB A	(1)	4 DUNN J On Ice CAN 54 4 5 7 26 29 5 HENRY T JPN 19 5 8 17 25 32
Goal	02:02	3 : 0	CAN	EQ	19	COZZOLINO D	(1)	8 McGREGOR T On Ice CAN 54 8 19 23 61 92 JPN 19
Goal	02:18	4 : 0	CAN	EQ	23	HICKEY L	(2)	19 COZZOLINO D On Ice CAN 54 8 19 23 61 92 8 McGREGOR T JPN 19 8 11 25 32 96
Goal	05:10	5 : 0	CAN	EQ	8	McGREGOR T	(1)	23 HICKEY L On Ice CAN 54 5 7 8 19 23 5 HENRY T JPN 19 10 24 25 32 96
Goal	08:12	6 : 0	CAN	EQ	19	COZZOLINO D	(2)	23 HICKEY L On Ice CAN 54 5 7 8 19 23 8 McGREGOR T JPN 19 5 10 23 24 25
Penalty	11:37	12:30	JPN	2 min.	17	MORISAKI A		- Teeing
Goal	12:30	7 : 0	CAN	PP1	8	McGREGOR T	(2)	19 COZZOLINO D On Ice CAN 54 8 19 23 29 92 23 HICKEY L JPN 19 10 24 32 96 *
Goal	13:12	8 : 0	CAN	EQ	11	DIXON A	(1)	13 BOILY V On Ice CAN 54 9 11 13 61 92 9 SMITH C JPN 19 10 24 25 32 96
Goal	13:48	9 : 0	CAN	EQ	26	JACOBS-WEBB A	(2)	29 KOVACEVICH M On Ice CAN 54 4 5 7 26 29 5 HENRY T JPN 19 10 24 25 32 96
Goal	14:19	10 : 0	CAN	EQ	9	SMITH C	(1)	13 BOILY V On Ice CAN 54 9 11 13 61 92 11 DIXON A JPN 19 10 24 25 32 96

## 2nd Period

Action	Time	ET/Res	Team	Type	No.	Name	(G)	Name of Assistant(s) / Action Description
Penalty	16:11	18:11	JPN	2 min.	96	KUMAGAI M		- Teeing
Goal	18:54	11 : 0	CAN	EQ	11	DIXON A	(2)	5 HENRY T On Ice CAN 54 5 7 9 11 13 9 SMITH C JPN 19 5 10 17 24 96
Goal	20:30	12 : 0	CAN	EQ	29	KOVACEVICH M	(1)	61 ARMSTRONG R On Ice CAN 54 4 26 29 61 92 4 DUNN J JPN 19 5 8 17 23 25
Goal	22:16	13 : 0	CAN	EQ	8	McGREGOR T	(3)	19 COZZOLINO D On Ice CAN 54 5 7 8 19 23 JPN 19 10 11 24 32 96
Goal	23:01	14 : 0	CAN	EQ	19	COZZOLINO D	(3)	23 HICKEY L On Ice CAN 54 5 7 8 19 23 5 HENRY T JPN 19 5 8 17 23 25
Goal	23:47	15 : 0	CAN	EQ	13	BOILY V	(1)	9 SMITH C On Ice CAN 54 9 11 13 61 92 11 DIXON A JPN 19 10 11 24 32 96
Goal	25:31	16 : 0	CAN	EQ	92	HALBERT A	(1)	7 LAVIN Z On Ice CAN 54 4 7 26 29 92 JPN 19 1 5 8 25 58
Goal	26:40	17 : 0	CAN	EQ	23	HICKEY L	(3)	8 McGREGOR T On Ice CAN 54 8 19 23 61 92 19 COZZOLINO D JPN 19 10 11 17 24 32
Goal	27:44	18 : 0	CAN	EQ	11	DIXON A	(3)	9 SMITH C On Ice CAN 54 5 7 9 11 13 13 BOILY V JPN 19 5 8 17 23 25

## 3rd Period

Action	Time	ET/Res	Team	Type	No.	Name	(G)	Name of Assistant(s) / Action Description
GK	30:00		JPN		38	OKABE M		- Goalkeeper in 19 HORIE W - Goalkeeper out



SAT 4 MAY 2024

Start Time 17:00  
End Time 18:55

Mixed

Preliminary Round - Group B, Game 3



Action	Time	ET/Res	Team	Type	No.	Name	(G)	Name of Assistant(s)	Action Description
Goal	39:34	19 : 0	CAN	EQ	19	COZZOLINO D	(4)	4 DUNN J	On Ice CAN 54 4 11 19 23 92 JPN 38 8 10 25 32 96
GK	45:00		CAN						54 KINGSMILL A - Goalkeeper out
GK	45:00		JPN						38 OKABE M - Goalkeeper out

Goalkeeper Records

Team : CAN - Canada

Team : JPN - Japan

No.	Name	SOG	SVS	MIP
54	KINGSMILL Adam	1	1	45:00
30	WATSON Corbin			

No.	Name	SOG	SVS	MIP
19	HORIE Wataru	40	22	30:00
38	OKABE Manabu	9	8	15:00

Game Statistics

Team : CAN (White)

Head Coach : HERRINGTON Russ

No.	Pos.	Name	Gen	G	A	PTS	PIM	Shots on Goal				+/-
								1	2	3	TS	
8	F	McGREGOR Tyler +C	M	3	4	7	0	5	3	2	10	+8
19	F	COZZOLINO Dominic	M	4	4	8	0	3	1	2	6	+9
23	D	HICKEY Liam +A	M	3	4	7	0	2	3	0	5	+9
61	D	ARMSTRONG Rob	M	0	2	2	0	0	0	1	1	+8
92	D	HALBERT Auren	M	1	0	1	0	1	2	0	3	+10
4	F	DUNN James +A	M	0	3	3	0	0	1	0	1	+5
5	D	HENRY Tyrone +A	M	0	5	5	0	0	0	0	0	+8
7	D	LAVIN Zach	M	0	1	1	0	0	1	0	1	+9
26	F	JACOBS-WEBB Anton	M	2	0	2	0	4	1	2	7	+4
29	D	KOVACEVICH Micah	M	1	1	2	0	1	1	1	3	+4
9	F	SMITH Corbyn	M	1	4	5	0	1	1	0	2	+5
11	F	DIXON Adam (BP)	M	3	2	5	0	4	3	0	7	+6
13	F	BOILY Vincent	M	1	3	4	0	1	1	1	3	+5
30	GK	WATSON Corbin	M	0	0	0	0	0	0	0	0	
54	GK	KINGSMILL Adam	M	0	0	0	0	0	0	0	0	
<b>Total</b>				<b>19</b>	<b>33</b>	<b>52</b>	<b>0</b>	<b>22</b>	<b>18</b>	<b>9</b>	<b>49</b>	

Team : JPN (Black)

Head Coach : NAKAKITA Kojin

No.	Pos.	Name	Gen	G	A	PTS	PIM	Shots on Goal				+/-
								1	2	3	TS	
10	F	ITO Itsuki	M	0	0	0	0	0	0	0	0	-10
24	D	SUDO Satoru	M	0	0	0	0	0	0	0	0	-9
25	D	MISAWA Eiji +A	M	0	0	0	0	0	0	0	0	-12
32	F	UEHARA Daisuke	M	0	0	0	0	0	0	0	0	-10
96	F	KUMAGAI Masaharu +C	M	0	0	0	2	0	0	0	0	-9
5	F	NIITSU Kazuyoshi +A	M	0	0	0	0	0	0	0	0	-8
8	D	ISHIKAWA Yudai (BP)	M	0	0	0	0	0	0	0	0	-8
11	D	NASU Norihiko	M	0	0	0	0	0	1	0	1	-5
17	F	MORISAKI Amu	M	0	0	0	2	0	0	0	0	-7
23	F	UKAI Shosei	M	0	0	0	0	0	0	0	0	-5
1	F	KANEKO Mikio	M	0	0	0	0	0	0	0	0	-1
40	F	SHIOYA Yoshihiro	M	0	0	0	0	0	0	0	0	0
58	F	NAKAMURA Shunsuke	M	0	0	0	0	0	0	0	0	-1
19	GK	HORIE Wataru	M	0	0	0	0	0	0	0	0	
38	GK	OKABE Manabu	M	0	0	0	0	0	0	0	0	
<b>Total</b>				<b>0</b>	<b>0</b>	<b>0</b>	<b>4</b>	<b>0</b>	<b>1</b>	<b>0</b>	<b>1</b>	





SAT 4 MAY 2024

Start Time 17:00  
End Time 18:55

Mixed

Preliminary Round - Group B, Game 3

**Legend:**

<b>(G)</b>	Goals in tournament	<b>*</b>	does not count for Plus/minus	<b>+/-</b>	Plus/minus net	<b>+A</b>	Assistant Captain
<b>+C</b>	Captain	<b>A</b>	Assists	<b>D</b>	Defence	<b>EQ</b>	Equal strength
<b>ET/Res</b>	Penalty end time/Result of game	<b>F</b>	Forward	<b>G</b>	Goals	<b>Gen</b>	Gender
<b>GK</b>	Goalkeeper	<b>M</b>	Male	<b>MIP</b>	Minutes in play (GK)	<b>No.</b>	Jersey number
<b>PIM</b>	Penalties in minutes	<b>Pos.</b>	Position	<b>PP1</b>	Power play - 1 player	<b>PPG</b>	Power play goals
<b>PTS</b>	Points	<b>SHG</b>	Shorthanded goals	<b>SOG</b>	Shots on goal	<b>SVS</b>	Saves
<b>TPP</b>	Time on power play	<b>TS</b>	Total shots				



SAT 4 MAY 2024  
Start Time 17:00

Mixed

Preliminary Round - Group B, Game 3

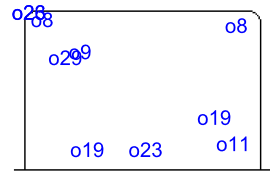


### Shot Chart CAN - JPN

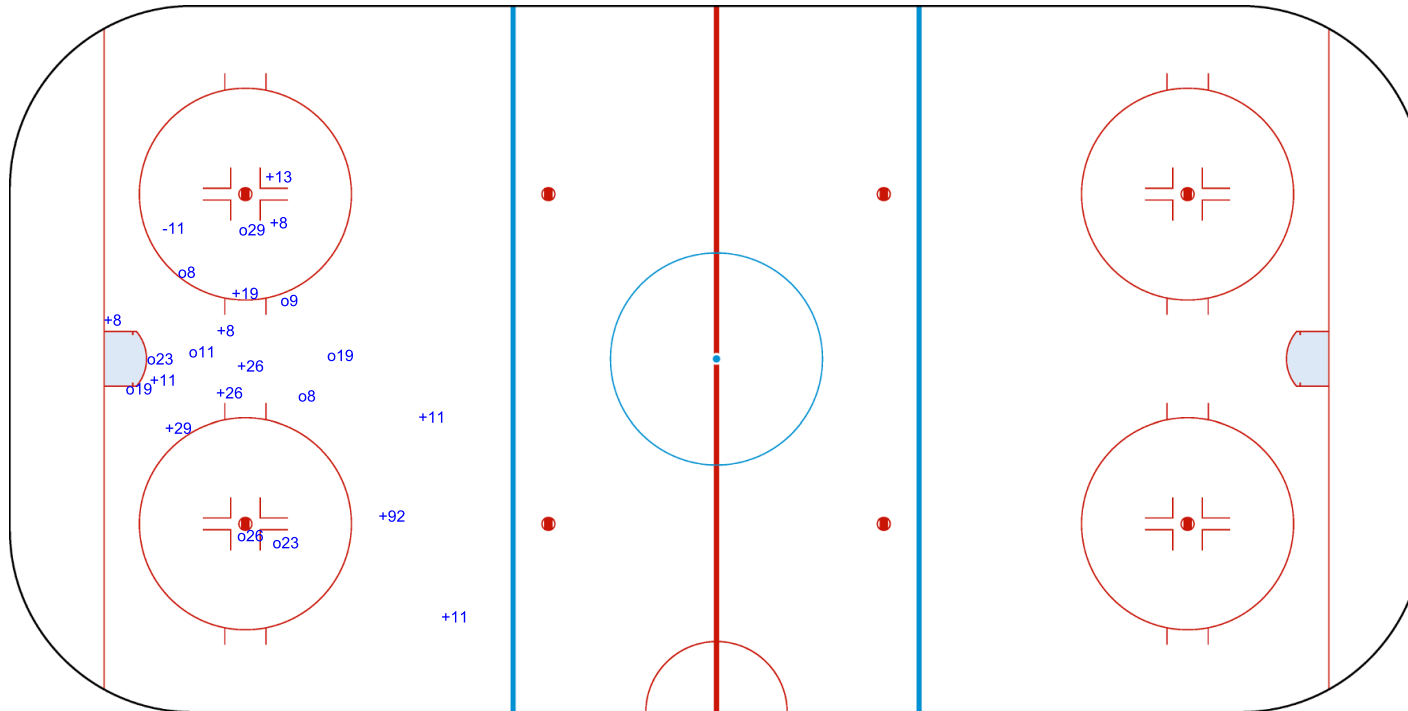
JPN →      ← CAN  
Period: 1

Shots by CAN  
Goals (o): 10      SSG (+): 12  
SSP (<): 0      SPG (-): 1

Shots by JPN  
Goals (o): 0      SSG (+): 0  
SSP (>): 0      SPG (-): 0



GK 19 of JPN



GK 54 of CAN

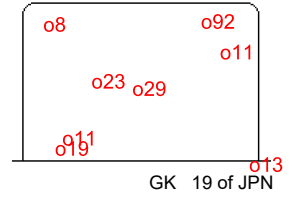
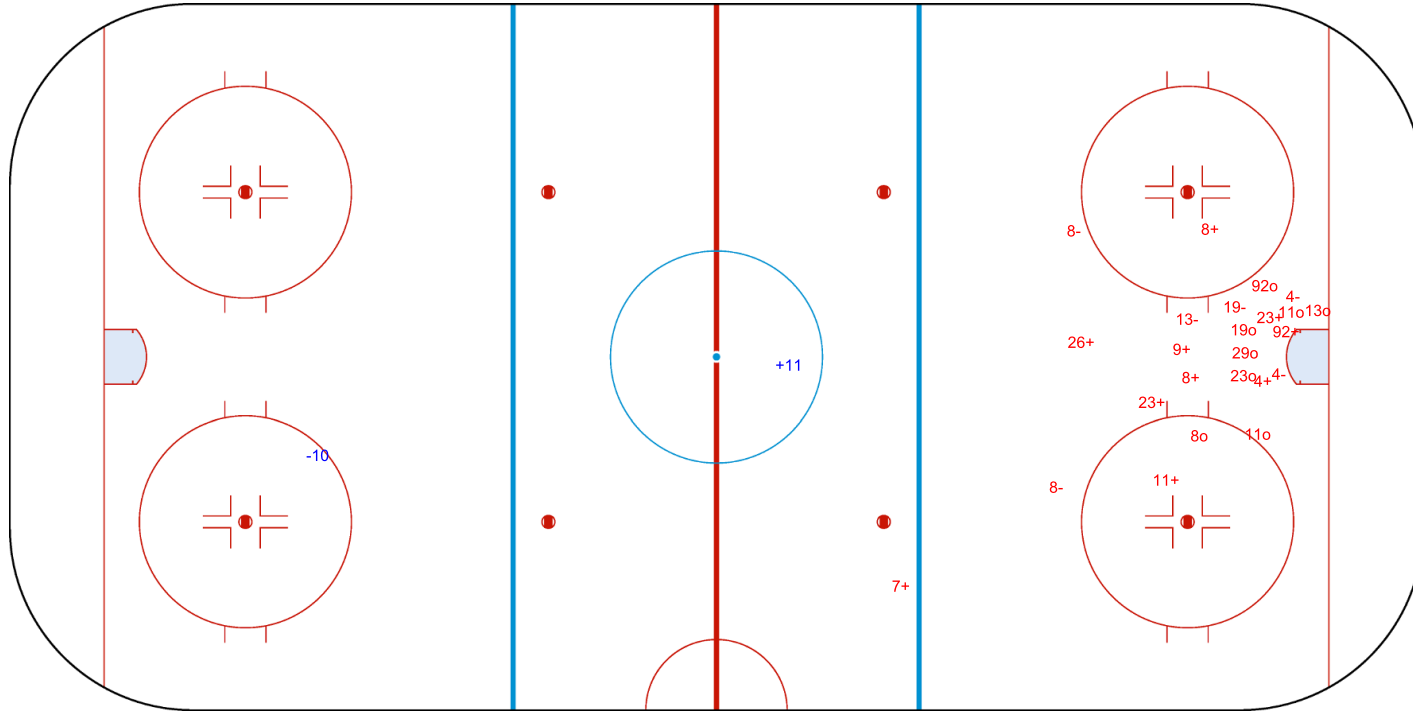
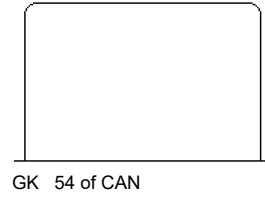


SAT 4 MAY 2024  
Start Time 17:00

Shots by JPN  
Goals (o): 0  
SSP (<): 0  
SSG (+): 1  
SPG (-): 1

CAN → Period: 2 ← JPN

Shots by CAN  
Goals (o): 8  
SSP (>): 0  
SSG (+): 10  
SPG (-): 6





**SAT 4 MAY 2024**  
Start Time 17:00

**Preliminary Round - Group B, Game 3**




Shots by CAN

Goals (o): 1    SSG (+): 8  
SSP (<): 4    SPG (-): 5



GK 19 of JPN



GK 38 of JPN



**Period: 3**

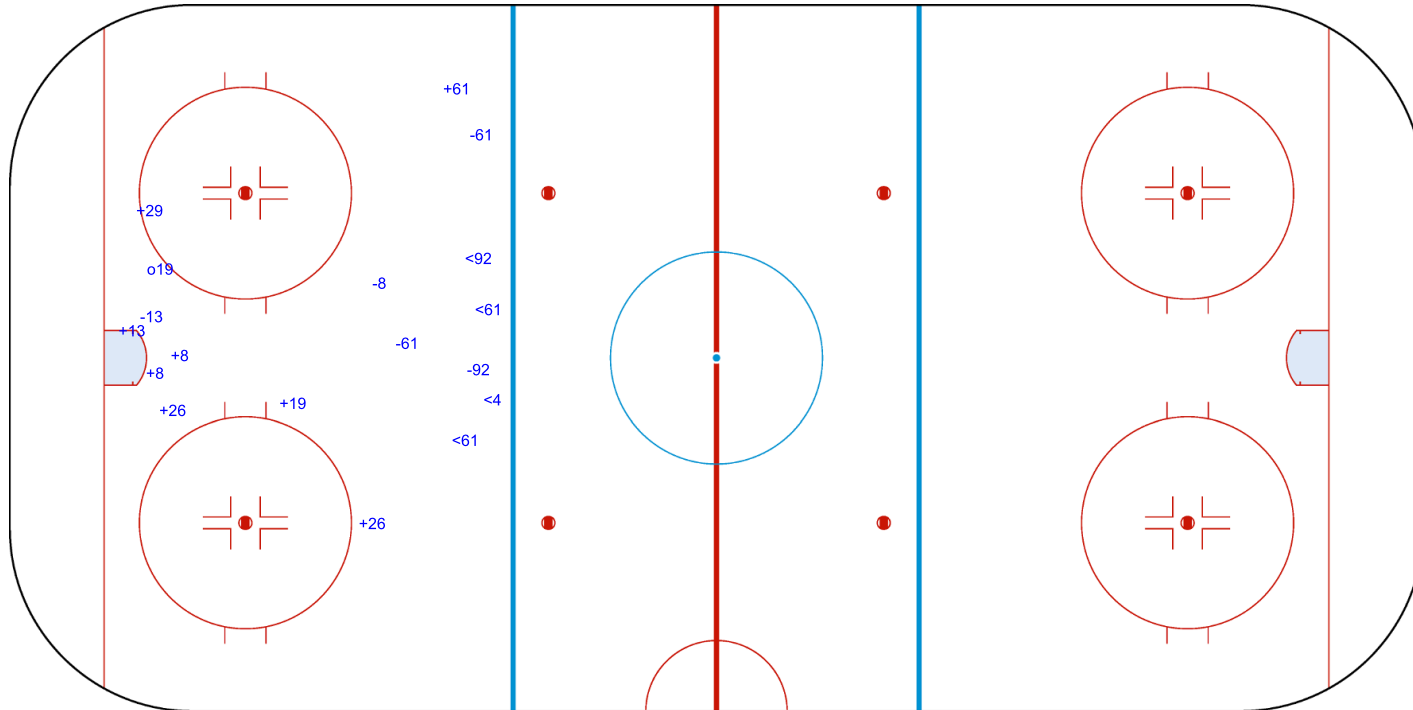


Shots by JPN

Goals (o): 0    SSG (+): 0  
SSP (>): 0    SPG (-): 0



GK 54 of CAN



Legend:	
<b>GK</b>	Goalkeeper
<b>SPG</b>	Shots past goal
<b>SSG</b>	Shots saved by goalkeeper
<b>SSP</b>	Shots saved by player



Face-off Chart  
CAN - JPN

PERIOD 1

CAN		JPN		CAN		JPN	
Def. zone	Att. zone	Neutral zone		Att. zone	Def. zone		
		+ 19	- 32	+ 19	- 10		
		- 26	+ 23	+ 19	- 10		
		+ 11	- 32	+ 11	- 5		
		- 19	+ 32	+ 11	- 10		
		+ 26	- 10	- 19	+ 5		
		+ 26	- 23	+ 19	- 10		
		+ 26	- 23	+ 11	- 5		
		+ 19	- 5	- 11	+ 10		
		+ 11	- 23				
		+ 26	- 10				
		+ 26	- 10				
		+ 11	- 10				
		- 11	+ 23				
Total wins / period		10 / 77%	3 / 23%	6 / 75%	2 / 25%	Total wins all zones	
						CAN	JPN
						16 / 76%	5 / 24%

PERIOD 2

CAN		JPN		CAN		JPN	
Def. zone	Att. zone	Neutral zone		Att. zone	Def. zone		
- 19	+ 10	- 19	+ 96	+ 19	- 10		
		- 19	+ 10	- 19	+ 10		
		- 11	+ 23	+ 11	- 5		
		+ 26	- 96	+ 19	- 5		
		+ 19	- 23				
		+ 11	- 96				
		+ 26	- 58				
		+ 19	- 96				
		- 11	+ 23				
		+ 26	- 96				
Total wins / period		0 / 0%	1 / 100%	3 / 75%	1 / 25%	Total wins all zones	
						CAN	JPN
						9 / 60%	6 / 40%

PERIOD 3

CAN		JPN		CAN		JPN	
Def. zone	Att. zone	Neutral zone		Att. zone	Def. zone		
		+ 19	- 96	+ 26	- 10		
		+ 26	- 23	+ 11	- 5		
				+ 11	- 5		
				+ 19	- 10		
				- 11	+ 10		
Total wins / period		2 / 100%	0 / 0%	4 / 80%	1 / 20%	Total wins all zones	
						CAN	JPN
						6 / 86%	1 / 14%

TOTAL



**SAT 4 MAY 2024**  
Start Time 17:00

**Preliminary Round - Group B, Game 3**

Mixed



Total wins / game	CAN		JPN		CAN		JPN		Total wins all zones	
	Def. zone	Att. zone	Neutral zone		Att. zone	Def. zone			CAN	JPN
	0 / 0%	1 / 100%	18 / 72%	7 / 28%	13 / 76%	4 / 24%	31 / 72%	12 / 28%		

**HEAD TO HEAD**

		JPN						Tot	wins CAN	Dz	Nz	Az
No.		5	10	23	32	58	96					
CAN	11	5 - 0	2 - 2	1 - 3	1 - 0		1 - 0	15	10 67%		4 57%	6 75%
	19	2 - 1	5 - 3	1 - 0	1 - 1		2 - 1	17	11 65%	0 0%	5 63%	6 75%
	26		4 - 0	3 - 1			1 - 0	2 - 0	11	10 91%		9 90%
<b>Tot</b>		8	16	9	3	1	6	43	31 72%	0 0%	18 72%	13 76%
<b>wins JPN</b>		1 13%	5 31%	4 44%	1 33%	0 0%	1 17%	12 28%				
<b>Dz</b>		1 14%	3 30%					4 24%				
<b>Nz</b>		0 0%	1 20%	4 44%	1 33%	0 0%	1 17%	7 28%				
<b>Az</b>			1 100%					1 100%				

<b>Legend:</b>									
<b>Az</b>	Attacking zone	<b>Dz</b>	Defending zone	<b>No.</b>	Jersey number	<b>Nz</b>	Neutral zone	<b>Tot.</b>	Total face-offs played



SAT 4 MAY 2024

Start Time 20:30

Mixed

Preliminary Round - Group B, Game 4



## Game Roster

## CZE - ITA

## Referee

WEBINGER Kevin (CAN)

## Linesmen

HERMANSEN OSWOLD Marius (NOR) , NORUM RIPEL Mathias (NOR)

## Goalkeepers

Team: CZE

No.	Name	Gen	GP	MIP	GA	SVS	SOG	SVS%	GAA
1	KUDELA Martin	M	0	00:00	0	0	0	0.00	0.00
6	VAPENKA Michal	M	0	00:00	0	0	0	0.00	0.00

## Team Roster

Team: CZE (Red)

No.	Pos.	Name	Gen	GP	G	A	PTS	PIM	+/-
1	GK	KUDELA Martin	M	0	0	0	0	0	
6	GK	VAPENKA Michal	M	0	0	0	0	0	
11	D	WAGNER Karel	M	0	0	0	0	0	0
12	F	ZIZLAVSKY Martin	M	0	0	0	0	0	0
15	D	ZELINKA Radek	M	0	0	0	0	0	0
18	F	NOVOTNY Miroslav	M	0	0	0	0	0	0
19	F	OHAR Alex	M	0	0	0	0	0	0
27	D	VRUBEL David	M	0	0	0	0	0	0
29	D	KUBES Pavel	M	0	0	0	0	0	0
33	F	HECKO Vaclav	M	0	0	0	0	0	0
55	F	VESELY Filip	M	0	0	0	0	0	0
67	D	DOLEZAL Pavel	M	0	0	0	0	0	0
74	F	GEIER Michal	M	0	0	0	0	0	0
77	F	PALAT David	M	0	0	0	0	0	0
80	F	KAPKO Lukas	M	0	0	0	0	0	0
82	F	HABL Zdenek	M	0	0	0	0	0	0
92	F	SEDLACEK Patrik	M	0	0	0	0	0	0

Head Coach: NOVOTNY Jakub

Team: ITA

No.	Name	Gen	GP	MIP	GA	SVS	SOG	SVS%	GAA
1	STILLITANO Santino	M	0	00:00	0	0	0	0.00	0.00
82	KASSLATTER Julian	M	0	00:00	0	0	0	0.00	0.00

Team: ITA (White)

No.	Pos.	Name	Gen	GP	G	A	PTS	PIM	+/-
1	GK	STILLITANO Santino	M	0	0	0	0	0	0
2	D	ENDERLE Alex	M	0	0	0	0	0	0
3	F	ROSA Gianluigi	M	0	0	0	0	0	0
4	F	REMOTTI MARNINI Matteo	M	0	0	0	0	0	0
6	D	CAVALIERE Gian Luca	M	0	0	0	0	0	0
8	F	RADICE Roberto	M	0	0	0	0	0	0
10	F	KAFMANN Stephan	M	0	0	0	0	0	0
11	F	LARCH Nils	M	0	0	0	0	0	0
18	D	MACRI Andrea	M	0	0	0	0	0	0
25	F	TORELLA Francesco	M	0	0	0	0	0	0
26	D	ANTOCHI Eusebiu	M	0	0	0	0	0	0
27	F	ANDREONI Alessandro	M	0	0	0	0	0	0
62	F	DEPAOLI Christoph	M	0	0	0	0	0	0
77	F	LANZA Gabriele	M	0	0	0	0	0	0
82	GK	KASSLATTER Julian	M	0	0	0	0	0	0

Head Coach: BIANCHI Mirko

## Legend:

<b>+/-</b>	Plus/minus net	<b>A</b>	Assists	<b>D</b>	Defence	<b>F</b>	Forward
<b>G</b>	Goals	<b>GA</b>	Goals against	<b>GAA</b>	Goals against as average per 45 minutes	<b>Gen</b>	Gender
<b>GK</b>	Goalkeeper	<b>GP</b>	Games played	<b>M</b>	Male	<b>MIP</b>	Minutes and seconds played
<b>No.</b>	Jersey number	<b>PIM</b>	Penalties in minutes	<b>Pos.</b>	Position	<b>PTS</b>	Points
<b>SOG</b>	Shots on goal	<b>SVS</b>	Saves	<b>SVS%</b>	Saves in percentage		



**SAT 4 MAY 2024**  
Start Time 20:30

**Preliminary Round - Group B, Game 4**

Mixed



## Line-ups

### CZE - ITA

#### Referee

WEBINGER Kevin (CAN)

#### Goalkeepers

Team: CZE

No.	Name	Gen
1	KUDELA Martin	M
6	VAPENKA Michal	M

#### Team Line-ups

Team: CZE (Red)

No.	Pos.	Name	Gen
29	D	KUBES Pavel	M
19	F	OHAR Alex	M
55	F	VESELY Filip	M
77	F	PALAT David	M
82	F	HABL Zdenek	M
15	D	ZELINKA Radek +C	M
67	D	DOLEZAL Pavel	M
12	F	ZIZLAVSKY Martin	M
33	F	HECKO Vaclav +A	M
74	F	GEIER Michal	M
11	D	WAGNER Karel	M
18	F	NOVOTNY Miroslav +A	M
92	F	SEDLACEK Patrik	M

Head Coach: NOVOTNY Jakub

#### NOT DRESSED:

27	D	VRUBEL David	M
80	F	KAPKO Lukas	M

#### Linesmen

HERMANSEN OSWOLD Marius (NOR) , NORUM RIPEL Mathias (NOR)

Team: ITA

No.	Name	Gen
1	STILLITANO Santino	M
82	KASSLATTER Julian	M

Team: ITA (White)

No.	Pos.	Name	Gen
2	D	ENDERLE Alex	M
6	D	CAVALIERE Gian Luca +C	M
3	F	ROSA Gianluigi	M
4	F	REMOTTI MARNINI Matteo	M
62	F	DEPAOLI Christoph +A	M
18	D	MACRI Andrea +A	M
26	D	ANTOCHI Eusebiu	M
10	F	KAFMANN Stephan	M
11	F	LARCH Nils	M
27	F	ANDREONI Alessandro	M
8	F	RADICE Roberto	M
25	F	TORELLA Francesco	M
77	F	LANZA Gabriele	M

Head Coach: BIANCHI Mirko

#### Legend:

<b>+A</b>	Assistant Captain	<b>+C</b>	Captain	<b>D</b>	Defence	<b>F</b>	Forward
<b>Gen</b>	Gender	<b>M</b>	Male	<b>No.</b>	Jersey number	<b>Pos.</b>	Position





**SAT 4 MAY 2024**  
Start Time 20:30

**Preliminary Round - Group B, Game 4**



## Graphical Line-ups

### CZE - ITA

**Referee**

WEBINGER Kevin (CAN)

**Linesmen**

HERMANSEN OSWOLD Marius (NOR) , NORUM RIPEL Mathias (NOR)

**Team:** CZE - Czechia (Red)

**Head Coach:** NOVOTNY Jakub

S1		1 KUDELA Martin	
6 VAPENKA Michal			
S2		19 OHAR Alex	
S3		29 KUBES Pavel	
S4		55 VESELY Filip	
S6		82 HABL Zdenek	
S5		77 PALAT David	
15 ZELINKA Radek +C		67 DOLEZAL Pavel	
74 GEIER Michal		12 ZIZLAVSKY Martin	
33 HECKO Vaclav +A		11 WAGNER Karel	
92 SEDLACEK Patrik		18 NOVOTNY Miroslav +A	

**Team:** ITA - Italy (White)

**Head Coach:** BIANCHI Mirko

S1		1 STILLITANO Santino	
82 KASSLATTER Julian			
S2		2 ENDERLE Alex	
S3		6 CAVALIERE Gian Luca +C	
S6		62 DEPAOLI Christoph +A	
S4		3 ROSA Gianluigi	
S5		4 REMOTTI MARNINI Matteo	
26 ANTOCHI Eusebiu		18 MACRI Andrea +A	
10 KAFMANN Stephan		11 LARCH Nils	
27 ANDREONI Alessandro		77 LANZA Gabriele	
8 RADICE Roberto		25 TORELLA Francesco	

**Legend:**

**+A** Assistant Captain

**+C** Captain

**Sn** Starting position



SAT 4 MAY 2024

Start Time 20:30  
End Time 22:25

Mixed

Preliminary Round - Group B, Game 4



## Game Summary

CZE - ITA 4 - 1 (2 - 0 , 1 - 0 , 1 - 1)

Spectators	Referee	Linesmen
76	WEBINGER Kevin (CAN)	HERMANSEN OSWOLD Marius (NOR) , NORUM RIPEL Mathias (NOR)

## Team Statistics

Period	Score	SVS	SOG	PIM	TPP	PPG	SHG
1	2 : 0	1 : 8	10 : 1	0 : 2	00:11 : 00:00	0 : 0	0 : 0
2	1 : 0	0 : 13	14 : 0	2 : 2	03:49 : 02:00	0 : 0	0 : 0
3	1 : 1	3 : 7	8 : 4	2 : 2	02:00 : 01:14	0 : 1	0 : 0
<b>Total</b>	<b>4 : 1</b>	<b>4 : 28</b>	<b>32 : 5</b>	<b>4 : 6</b>	<b>06:00 : 03:14</b>	<b>0 : 1</b>	<b>0 : 0</b>

## 1st Period

Action	Time	ET/Res	Team	Type	No.	Name	(G) Name of Assistant(s) / Action Description
GK	00:00		CZE		1	KUDELA M	- Goalkeeper in
GK	00:00		ITA		1	STILLITANO S	- Goalkeeper in
<b>Goal</b>	<b>00:39</b>	<b>1 : 0</b>	<b>CZE</b>	<b>EQ</b>	<b>33</b>	<b>HECKO V</b>	(1) 12 ZIZLAVSKY M On Ice CZE 1 12 19 33 55 74 ITA 1 2 3 4 6 62
<b>Goal</b>	<b>14:12</b>	<b>2 : 0</b>	<b>CZE</b>	<b>EQ</b>	<b>19</b>	<b>OHAR A</b>	(1) 82 HABL Z On Ice CZE 1 19 29 55 77 82 29 KUBES P ITA 1 8 10 18 26 27
Penalty	14:49	16:49	ITA	2 min.	6	CAVALIERE GL	- Teeing

## 2nd Period

Action	Time	ET/Res	Team	Type	No.	Name	(G) Name of Assistant(s) / Action Description
Penalty	22:07	24:07	ITA	2 min.	11	LARCH N	- Interference
<b>Goal</b>	<b>26:06</b>	<b>3 : 0</b>	<b>CZE</b>	<b>EQ</b>	<b>67</b>	<b>DOLEZAL P</b>	(1) 15 ZELINKA R On Ice CZE 1 12 15 67 74 77 ITA 1 2 6 8 10 27
Penalty	27:20	29:20	CZE	2 min.	55	VESELY F	- Interference

## 3rd Period

Action	Time	ET/Res	Team	Type	No.	Name	(G) Name of Assistant(s) / Action Description
Penalty	30:50	32:50	ITA	2 min.	26	ANTOCHI E	- Tripping
Penalty	37:16	38:30	CZE	2 min.	33	HECKO V	- Interference
<b>Goal</b>	<b>38:30</b>	<b>3 : 1</b>	<b>ITA</b>	<b>PP1</b>	<b>11</b>	<b>LARCH N</b>	(1) 62 DEPAOLI C On Ice CZE 1 15 67 74 77 ITA 1 2 11 18 26 62 *
<b>Goal</b>	<b>40:16</b>	<b>4 : 1</b>	<b>CZE</b>	<b>EQ</b>	<b>55</b>	<b>VESELY F</b>	(1) On Ice CZE 1 12 15 33 55 67 ITA 1 2 6 10 11 62
GK	45:00		CZE				1 KUDELA M - Goalkeeper out
GK	45:00		ITA				1 STILLITANO S - Goalkeeper out

## Goalkeeper Records

Team : CZE - Czechia

No.	Name	SOG	SVS	MIP
1	KUDELA Martin	5	4	45:00
6	VAPENKA Michal			

Team : ITA - Italy

No.	Name	SOG	SVS	MIP
1	STILLITANO Santino	32	28	45:00
82	KASSLATTER Julian			

## Game Statistics

Team : CZE (Red)

Head Coach : NOVOTNY Jakub

No.	Pos.	Name	Gen	G	A	PTS	PIM	Shots on Goal			+/-	
								1	2	3		TS
19	F	OHAR Alex	M	1	0	1	0	1	1	2	4	+2
29	D	KUBES Pavel (BP)	M	0	1	1	0	1	2	1	4	+1
55	F	VESELY Filip	M	1	0	1	2	0	2	3	5	+3
77	F	PALAT David	M	0	0	0	0	1	0	0	1	+2
82	F	HABL Zdenek	M	0	1	1	0	0	0	0	0	+1
12	F	ZIZLAVSKY Martin	M	0	1	1	0	5	2	1	8	+3
15	D	ZELINKA Radek +C	M	0	1	1	0	0	2	0	2	+2
33	F	HECKO Vaclav +A	M	1	0	1	2	1	2	0	3	+2



SAT 4 MAY 2024

Start Time 20:30

End Time 22:25

Preliminary Round - Group B, Game 4

Mixed



Head Coach : NOVOTNY Jakub

No.	Pos.	Name	Gen	G	A	PTS	PIM	Shots on Goal				+/-
								1	2	3	TS	
67	D	DOLEZAL Pavel	M	1	0	1	0	0	2	1	3	+2
74	F	GEIER Michal	M	0	0	0	0	1	1	0	2	+2
11	D	WAGNER Karel	M	0	0	0	0	0	0	0	0	0
18	F	NOVOTNY Miroslav +A	M	0	0	0	0	0	0	0	0	0
92	F	SEDLACEK Patrik	M	0	0	0	0	0	0	0	0	0
1	GK	KUDELA Martin	M	0	0	0	0	0	0	0	0	0
6	GK	VAPENKA Michal	M	0	0	0	0	0	0	0	0	0
<b>Total</b>				<b>4</b>	<b>4</b>	<b>8</b>	<b>4</b>	<b>10</b>	<b>14</b>	<b>8</b>	<b>32</b>	

Team : ITA (White)

Head Coach : BIANCHI Mirko

No.	Pos.	Name	Gen	G	A	PTS	PIM	Shots on Goal				+/-
								1	2	3	TS	
2	D	ENDERLE Alex	M	0	0	0	0	0	0	0	0	-3
3	F	ROSA Gianluigi	M	0	0	0	0	0	0	0	0	-1
4	F	REMOTTI MARNINI Matteo	M	0	0	0	0	0	0	0	0	-1
6	D	CAVALIERE Gian Luca +C	M	0	0	0	2	0	0	0	0	-3
62	F	DEPAOLI Christoph +A	M	0	1	1	0	0	0	1	1	-2
10	F	KAFMANN Stephan	M	0	0	0	0	0	0	1	1	-3
11	F	LARCH Nils	M	1	0	1	2	0	0	1	1	-1
18	D	MACRI Andrea +A	M	0	0	0	0	0	0	0	0	-1
26	D	ANTOCHI Eusebiu	M	0	0	0	2	0	0	0	0	-1
27	F	ANDREONI Alessandro	M	0	0	0	0	1	0	1	2	-2
8	F	RADICE Roberto	M	0	0	0	0	0	0	0	0	-2
25	F	TORELLA Francesco	M	0	0	0	0	0	0	0	0	0
77	F	LANZA Gabriele	M	0	0	0	0	0	0	0	0	0
1	GK	STILLITANO Santino (BP)	M	0	0	0	0	0	0	0	0	0
82	GK	KASSLATTER Julian	M	0	0	0	0	0	0	0	0	0
<b>Total</b>				<b>1</b>	<b>1</b>	<b>2</b>	<b>6</b>	<b>1</b>	<b>0</b>	<b>4</b>	<b>5</b>	

## Legend:

<b>(G)</b> Goals in tournament	<b>*</b> does not count for Plus/minus	<b>+/-</b> Plus/minus net	<b>+A</b> Assistant Captain
<b>+C</b> Captain	<b>A</b> Assists	<b>D</b> Defence	<b>EQ</b> Equal strength
<b>ET/Res</b> Penalty end time/Result of game	<b>F</b> Forward	<b>G</b> Goals	<b>Gen</b> Gender
<b>GK</b> Goalkeeper	<b>M</b> Male	<b>MIP</b> Minutes in play (GK)	<b>No.</b> Jersey number
<b>PIM</b> Penalties in minutes	<b>Pos.</b> Position	<b>PP1</b> Power play - 1 player	<b>PPG</b> Power play goals
<b>PTS</b> Points	<b>SHG</b> Shorthanded goals	<b>SOG</b> Shots on goal	<b>SVS</b> Saves
<b>TTP</b> Time on power play	<b>TS</b> Total shots		



SAT 4 MAY 2024  
Start Time 20:30

Mixed

Preliminary Round - Group B, Game 4



### Shot Chart CZE - ITA

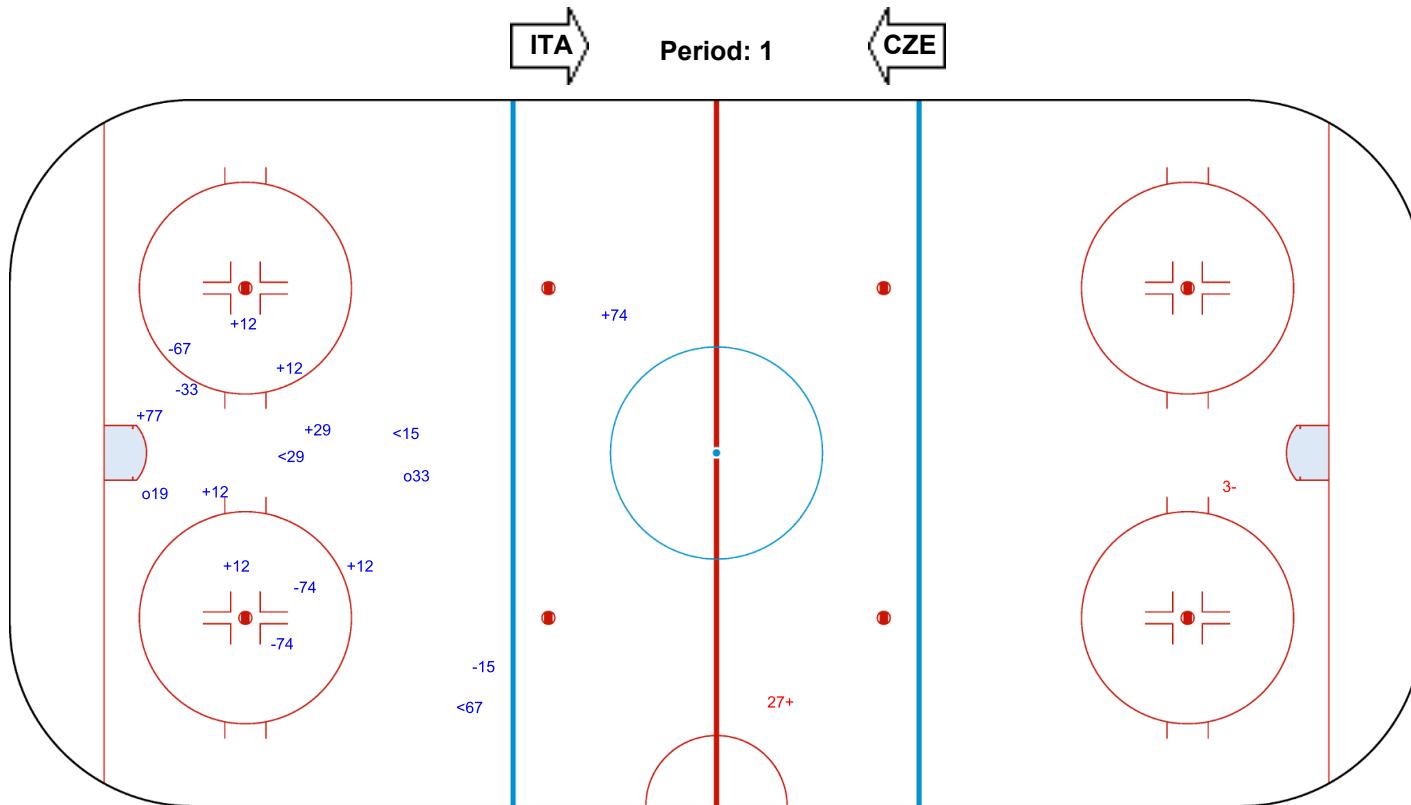
Shots by CZE  
Goals (o): 2    SSG (+): 8  
SSP (<): 3    SPG (-): 5

Shots by ITA  
Goals (o): 0    SSG (+): 1  
SSP (>): 0    SPG (-): 1

o33o19

GK 1 of ITA

GK 1 of CZE





SAT 4 MAY 2024  
Start Time 20:30

Mixed

Preliminary Round - Group B, Game 4



Shots by ITA

Goals (o): 0

SSG (+): 0

SSP (<): 0

SPG (-): 1



GK 1 of CZE



Period: 2



Shots by CZE

Goals (o): 1

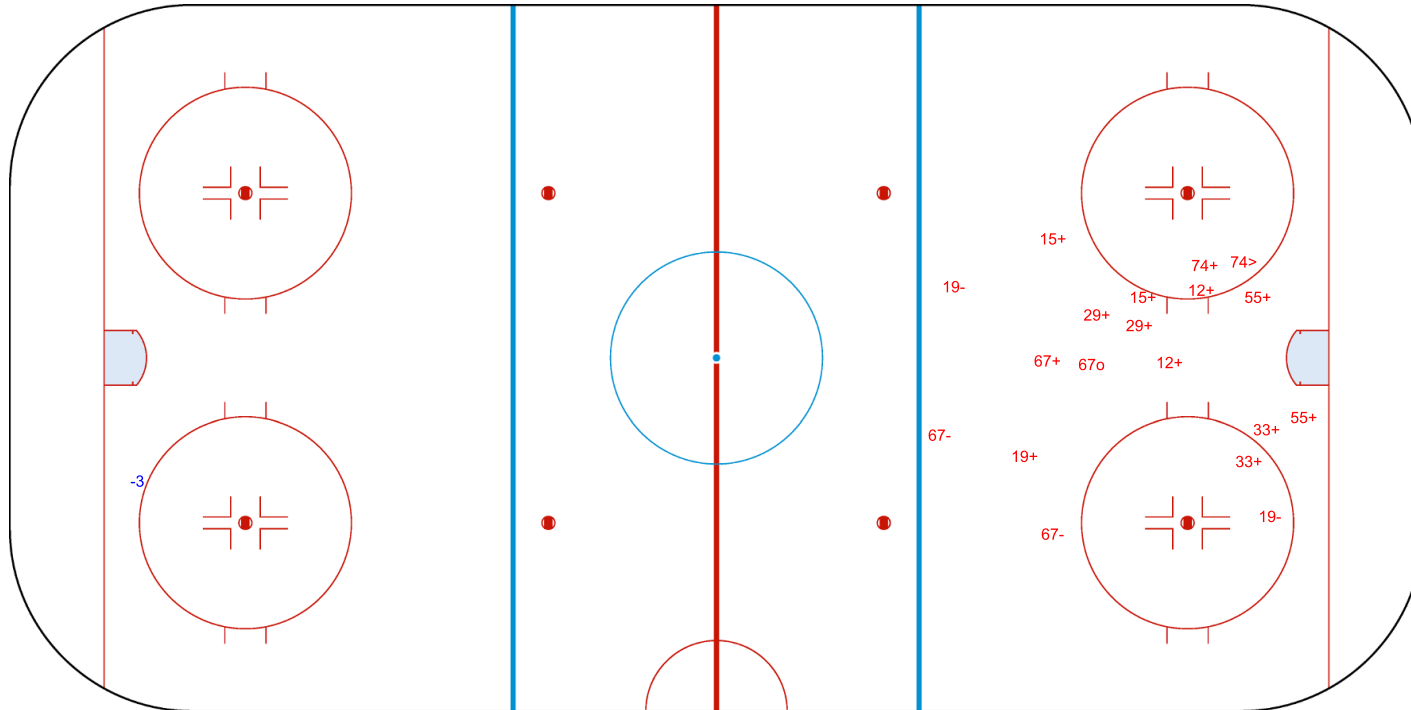
SSG (+): 13

SSP (>): 1

SPG (-): 4



GK 1 of ITA





SAT 4 MAY 2024  
Start Time 20:30


Mixed

Preliminary Round - Group B, Game 4



Shots by CZE

Goals (o): 1    SSG (+): 7  
SSP (-): 2    SPG (-): 4



GK 1 of ITA




Period: 3

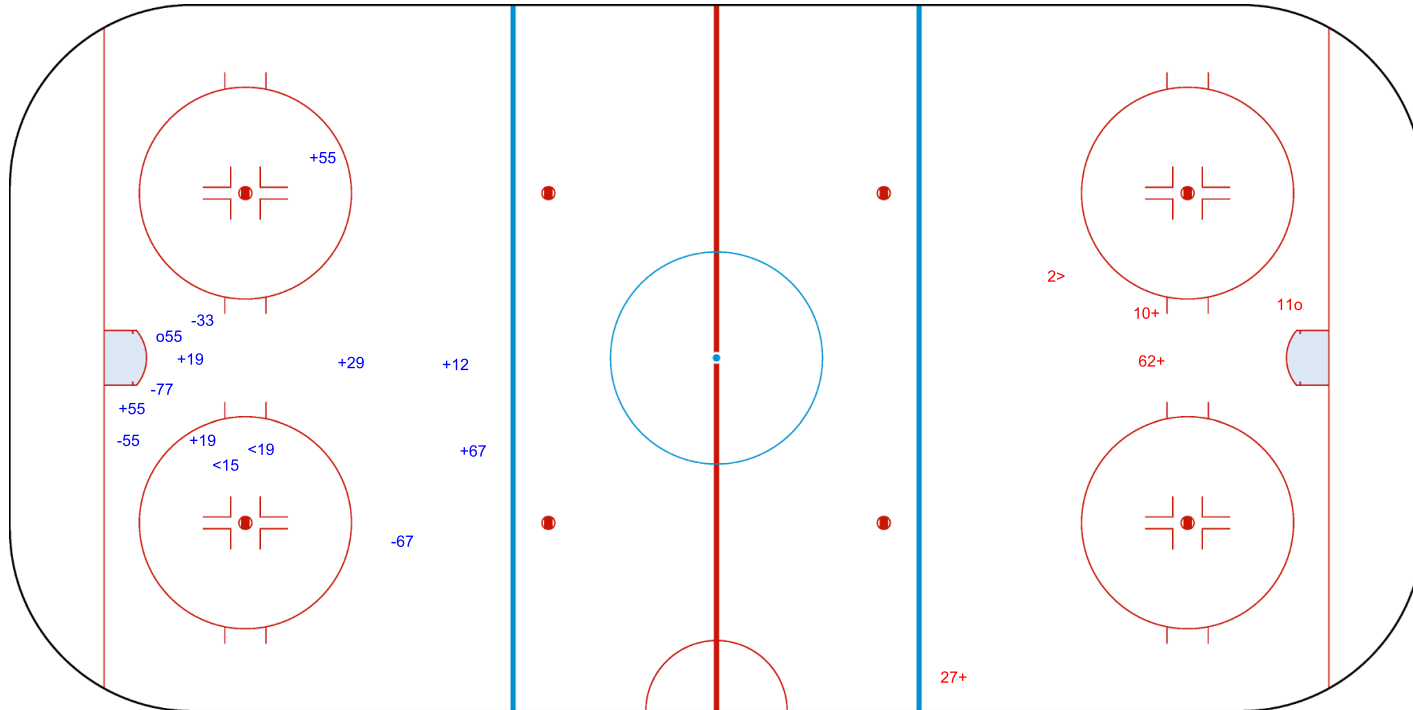


Shots by ITA

Goals (o): 1    SSG (+): 3  
SSP (>): 1    SPG (-): 0



GK 1 of CZE



Legend:	
<b>GK</b>	Goalkeeper
<b>SPG</b>	Shots past goal
<b>SSG</b>	Shots saved by goalkeeper
<b>SSP</b>	Shots saved by player



Face-off Chart

CZE - ITA

PERIOD 1

CZE	ITA	CZE	ITA	CZE	ITA	Total wins all zones			
Def. zone	Att. zone	Neutral zone		Att. zone	Def. zone	CZE	ITA		
		+ 82	- 3	- 82	+ 8	7 / 50%	7 / 50%		
		- 12	+ 11	- 12	+ 3				
		+ 82	- 3	- 82	+ 11				
		- 12	+ 3	+ 12	- 8				
		+ 82	- 11	- 12	+ 3				
				+ 12	- 3				
				+ 82	- 11				
				+ 12	- 3				
				- 82	+ 11				
Total wins / period		3 / 60%		2 / 40%		4 / 44%		5 / 56%	

PERIOD 2

CZE	ITA	CZE	ITA	CZE	ITA	Total wins all zones			
Def. zone	Att. zone	Neutral zone		Att. zone	Def. zone	CZE	ITA		
- 12	+ 11	+ 12	- 11	- 12	+ 8	6 / 55%	5 / 45%		
		+ 82	- 62	+ 12	- 3				
				+ 12	- 3				
				+ 82	- 11				
				- 12	+ 3				
				+ 12	- 3				
				- 92	+ 62				
				- 12	+ 8				
Total wins / period		0 / 0%		1 / 100%		2 / 100%		0 / 0%	

PERIOD 3

CZE	ITA	CZE	ITA	CZE	ITA	Total wins all zones			
Def. zone	Att. zone	Neutral zone		Att. zone	Def. zone	CZE	ITA		
+ 82	- 11	- 82	+ 3	+ 12	- 11	10 / 63%	6 / 37%		
- 12	+ 11	+ 82	- 3	+ 82	- 3				
+ 82	- 11	+ 82	- 3	+ 55	- 3				
		+ 12	- 3	- 12	+ 11				
		- 82	+ 3	- 12	+ 11				
		+ 12	- 3	+ 12	- 11				
		- 82	+ 3						
Total wins / period		2 / 67%		1 / 33%		4 / 57%		3 / 43%	

TOTAL

CZE	ITA	CZE	ITA	CZE	ITA	Total wins all zones			
Def. zone	Att. zone	Neutral zone		Att. zone	Def. zone	CZE	ITA		
						23 / 56%	18 / 44%		
Total wins / game		2 / 50%		2 / 50%		9 / 64%		5 / 36%	



**SAT 4 MAY 2024**  
Start Time 20:30

**Preliminary Round - Group B, Game 4**

Mixed



**HEAD TO HEAD**

		ITA								
	No.	3	8	11	62	Tot	wins CZE	Dz	Nz	Az
CZE	12	7 - 4	1 - 2	3 - 5		22	11 50%	0 0%	3 60%	8 53%
	55	1 - 0				1	1 100%			1 100%
	82	5 - 3	0 - 1	5 - 2	1 - 0	17	11 65%	2 100%	6 67%	3 50%
	92				0 - 1	1	0 0%			0 0%
	<b>Tot</b>	<b>20</b>	<b>4</b>	<b>15</b>	<b>2</b>	<b>41</b>	<b>23 56%</b>	<b>2 50%</b>	<b>9 64%</b>	<b>12 52%</b>
	<b>wins ITA</b>	7 35%	3 75%	7 47%	1 50%	18 44%				
	<b>Dz</b>	3 30%	3 75%	4 50%	1 100%	11 48%				
	<b>Nz</b>	4 40%		1 33%	0 0%	5 36%				
	<b>Az</b>			2 50%		2 50%				

<b>Legend:</b>									
<b>Az</b>	Attacking zone	<b>Dz</b>	Defending zone	<b>No.</b>	Jersey number	<b>Nz</b>	Neutral zone	<b>Tot.</b>	Total face-offs played





SUN 5 MAY 2024

Start Time 10:00

Mixed

Preliminary Round - Group A, Game 5



## Game Roster

## CHN - SVK

## Referee

van GRINSEN Chris (NED)

## Linesmen

HERMANSEN OSWOLD Marius (NOR) , RUNDSTROM Tony (SWE)

## Goalkeepers

Team: CHN

No.	Name	Gen	GP	MIP	GA	SVS	SOG	SVS%	GAA
1	WANG Wei	M	2	00:00	0	0	0	0.00	0.00
20	JI Yan Zhao	M	2	89:45	0	13	13	100.00	0.00

## Team Roster

Team: CHN (Red)

No.	Pos.	Name	Gen	GP	G	A	PTS	PIM	+/-
1	GK	WANG Wei	M	2	0	0	0	0	
3	D	LYU Zhi	M	2	0	2	2	0	+4
7	D	XU Jin Qiang	M	2	1	3	4	2	+6
8	F	WANG Zhi Dong	M	2	2	1	3	0	+7
10	D	LI Zhen Yang	M	1	0	1	1	0	+1
12	F	CHE Hang	M	2	0	0	0	0	+2
15	F	SONG Xiao Dong	M	2	4	0	4	2	+9
17	F	SHEN Yi Feng	M	2	3	2	5	2	+8
18	F	WANG Ju Jiang	M	1	0	2	2	0	+4
19	D	ZHANG Zheng	M	2	0	5	5	0	+10
20	GK	JI Yan Zhao	M	2	0	0	0	0	
23	D	CUI Yu Tao	M	2	0	0	0	2	+7
24	F	ZHU Zhan Fu	M	2	3	2	5	2	+7
30	F	QIU Dian Peng	M	2	1	1	2	0	+3
32	F	LI Hong Guan	M	2	3	3	6	0	+10

Head Coach: JIN Xian Xiu

## SUSPENDED:

22	D	HU Guang Jian	M	1	1	1	2	29	+5
28	F	TIAN Jin Tao	M	1	2	3	5	0	+6

Team: SVK

No.	Name	Gen	GP	MIP	GA	SVS	SOG	SVS%	GAA
18	LEPACEK Eduard	M	2	85:24	17	45	62	72.58	8.96
21	PASTUCHA Miroslav	M	2	04:36	3	0	3	0.00	29.35

Team: SVK (White)

No.	Pos.	Name	Gen	GP	G	A	PTS	PIM	+/-
7	F	STASAK Miroslav	M	2	0	0	0	2	-14
11	F	LIGDA Marian	M	2	0	0	0	2	-12
18	GK	LEPACEK Eduard	M	2	0	0	0	0	
21	GK	PASTUCHA Miroslav	M	2	0	0	0	0	
25	F	JOPPA Martin	M	0	0	0	0	0	0
30	D	FOJTIK Erik	M	2	0	0	0	6	-15
33	D	HLINKA Michal	M	2	0	0	0	0	-9
44	F	TURIC Robert	M	2	0	0	0	0	-6
45	F	VECEREK Milos	M	2	0	0	0	2	-12
66	D	FERENCIK Slavomir	M	2	0	0	0	0	-13
98	F	KORMAN David	M	2	0	0	0	0	-14

Head Coach: HRICKO Ivan

## Legend:

<b>+/-</b>	Plus/minus net	<b>A</b>	Assists	<b>D</b>	Defence	<b>F</b>	Forward
<b>G</b>	Goals	<b>GA</b>	Goals against	<b>GAA</b>	Goals against as average per 45 minutes	<b>Gen</b>	Gender
<b>GK</b>	Goalkeeper	<b>GP</b>	Games played	<b>M</b>	Male	<b>MIP</b>	Minutes and seconds played
<b>No.</b>	Jersey number	<b>PIM</b>	Penalties in minutes	<b>Pos.</b>	Position	<b>PTS</b>	Points
<b>SOG</b>	Shots on goal	<b>SVS</b>	Saves	<b>SVS%</b>	Saves in percentage		



SUN 5 MAY 2024

Start Time 10:00

Preliminary Round - Group A, Game 5



## Line-ups

## CHN - SVK

## Referee

van GRINSEN Chris (NED)

## Linesmen

HERMANSEN OSWOLD Marius (NOR) , RUNDSTROM Tony (SWE)

## Goalkeepers

Team: CHN

No.	Name	Gen
20	JI Yan Zhao	M
1	WANG Wei	M

Team: SVK

No.	Name	Gen
18	LEPACEK Eduard	M
21	PASTUCHA Miroslav	M

## Team Line-ups

Team: CHN (Red)

No.	Pos.	Name	Gen
7	D	XU Jin Qiang +A	M
23	D	CUI Yu Tao +C	M
8	F	WANG Zhi Dong	M
24	F	ZHU Zhan Fu	M
32	F	LI Hong Guan	M
3	D	LYU Zhi	M
19	D	ZHANG Zheng	M
12	F	CHE Hang	M
17	F	SHEN Yi Feng	M
30	F	QIU Dian Peng	M
10	D	LI Zhen Yang	M
15	F	SONG Xiao Dong	M
18	F	WANG Ju Jiang	M

Head Coach: JIN Xian Xiu

## NOT DRESSED:

22	D	HU Guang Jian	M
28	F	TIAN Jin Tao	M

Team: SVK (White)

No.	Pos.	Name	Gen
30	D	FOJTIK Erik +A	M
33	D	HLINKA Michal	M
7	F	STASAK Miroslav +A	M
11	F	LIGDA Marian +C	M
98	F	KORMAN David	M
66	D	FERENCIK Slavomir	M
44	F	TURIC Robert	M
45	F	VECEREK Milos	M

Head Coach: HRICKO Ivan

## NOT DRESSED:

25	F	JOPPA Martin	M
----	---	--------------	---

## Legend:

<b>+A</b>	Assistant Captain	<b>+C</b>	Captain	<b>D</b>	Defence	<b>F</b>	Forward
<b>Gen</b>	Gender	<b>M</b>	Male	<b>No.</b>	Jersey number	<b>Pos.</b>	Position



### Graphical Line-ups

#### CHN - SVK

**Referee**  
van GRINSEN Chris (NED)

**Linesmen**  
HERMANSEN OSWOLD Marius (NOR) , RUNDSTROM Tony (SWE)

**Team:** CHN - China (Red)

**Head Coach:** JIN Xian Xiu



**Team:** SVK - Slovakia (White)

**Head Coach:** HRICKO Ivan



<b>Legend:</b>	<b>+A</b> Assistant Captain	<b>+C</b> Captain	<b>Sn</b> Starting position
----------------	-----------------------------	-------------------	-----------------------------



SUN 5 MAY 2024

Start Time 10:00

End Time 12:07

Mixed

Preliminary Round - Group A, Game 5



## Game Summary

CHN - SVK 10 - 0 (2 - 0 , 6 - 0 , 2 - 0)

Spectators	Referee	Linesmen
71	van GRINSEN Chris (NED)	HERMANSEN OSWOLD Marius (NOR) , RUNDSTROM Tony (SWE)

## Team Statistics

Period	Score	SVS	SOG	PIM	TPP	PPG	SHG
1	2 : 0	3 : 9	11 : 3	4 : 0	00:00 : 03:52	0 : 0	0 : 0
2	6 : 0	1 : 9	15 : 1	0 : 2	02:00 : 00:08	0 : 0	0 : 0
3	2 : 0	1 : 6	8 : 1	0 : 6	04:05 : 00:00	1 : 0	0 : 0
<b>Total</b>	<b>10 : 0</b>	<b>5 : 24</b>	<b>34 : 5</b>	<b>4 : 8</b>	<b>06:05 : 04:00</b>	<b>1 : 0</b>	<b>0 : 0</b>

## 1st Period

Action	Time	ET/Res	Team	Type	No.	Name	(G) Name of Assistant(s) / Action Description
GK	00:00		SVK		18	LEPACEK E	- Goalkeeper in
GK	00:00		CHN		20	JI YZ	- Goalkeeper in
Penalty	07:37	09:37	CHN	2 min.	23	CUI YT	- Teeing
<b>Goal</b>	<b>11:59</b>	<b>1 : 0</b>	<b>CHN</b>	<b>EQ</b>	<b>17</b>	<b>SHEN YF</b>	(1) 18 WANG JJ On Ice CHN 20 7 8 17 18 23 SVK 18 7 11 30 66 98
Penalty	13:08	15:08	CHN	2 min.	7	XU JQ	- Interference
GK	14:30		CHN				20 JI YZ - Goalkeeper out
GK	14:45		CHN		20	JI YZ	- Goalkeeper in
<b>Goal</b>	<b>14:45</b>	<b>2 : 0</b>	<b>CHN</b>	<b>EQ</b>	<b>15</b>	<b>SONG XD</b>	(2) 32 LI HG On Ice CHN 15 18 19 32 SVK 18 7 11 30 66 98

## 2nd Period

Action	Time	ET/Res	Team	Type	No.	Name	(G) Name of Assistant(s) / Action Description
<b>Goal</b>	<b>17:29</b>	<b>3 : 0</b>	<b>CHN</b>	<b>EQ</b>	<b>15</b>	<b>SONG XD</b>	(3) 19 ZHANG Z On Ice CHN 20 3 15 19 30 32 SVK 18 7 30 33 44 45
<b>Goal</b>	<b>19:56</b>	<b>4 : 0</b>	<b>CHN</b>	<b>EQ</b>	<b>8</b>	<b>WANG ZD</b>	(1) 24 ZHU ZF On Ice CHN 20 3 8 17 19 24 SVK 18 7 30 33 45 98
<b>Goal</b>	<b>23:04</b>	<b>5 : 0</b>	<b>CHN</b>	<b>EQ</b>	<b>8</b>	<b>WANG ZD</b>	(2) 7 XU JQ On Ice CHN 20 7 8 17 23 24 SVK 18 7 11 30 45 66
Penalty	24:17	26:17	SVK	2 min.	30	FOJTIK E	- Interference
<b>Goal</b>	<b>26:41</b>	<b>6 : 0</b>	<b>CHN</b>	<b>EQ</b>	<b>17</b>	<b>SHEN YF</b>	(2) 24 ZHU ZF On Ice CHN 20 8 17 19 23 24 SVK 18 7 30 33 45 98
<b>Goal</b>	<b>27:18</b>	<b>7 : 0</b>	<b>CHN</b>	<b>EQ</b>	<b>32</b>	<b>LI HG</b>	(3) 30 QIU DP On Ice CHN 20 3 15 19 30 32 SVK 18 11 30 33 44 98
<b>Goal</b>	<b>28:56</b>	<b>8 : 0</b>	<b>CHN</b>	<b>EQ</b>	<b>15</b>	<b>SONG XD</b>	(4) 32 LI HG On Ice CHN 20 7 15 18 19 32 SVK 18 7 11 30 66 98

## 3rd Period

Action	Time	ET/Res	Team	Type	No.	Name	(G) Name of Assistant(s) / Action Description
Penalty	32:16	34:09	SVK	2 min.	45	VECEREK M	- Teeing
<b>Goal</b>	<b>34:09</b>	<b>9 : 0</b>	<b>CHN</b>	<b>PP1</b>	<b>17</b>	<b>SHEN YF</b>	(3) 7 XU JQ On Ice CHN 20 3 7 8 17 24 SVK 18 7 30 33 44 66 *
Penalty	37:34	39:34	SVK	2 min.	30	FOJTIK E	- Slashing
<b>Goal</b>	<b>39:59</b>	<b>10 : 0</b>	<b>CHN</b>	<b>EQ</b>	<b>7</b>	<b>XU JQ</b>	(1) 10 LI ZY On Ice CHN 20 7 10 12 18 23 SVK 18 7 11 30 33 44
Penalty	44:48	45:00	SVK	2 min.	7	STASAK M	- Interference
GK	45:00		CHN				20 JI YZ - Goalkeeper out
GK	45:00		SVK				18 LEPACEK E - Goalkeeper out

## Goalkeeper Records

Team : CHN - China

No.	Name	SOG	SVS	MIP
20	JI Yan Zhao	5	5	44:45
1	WANG Wei			

Team : SVK - Slovakia

No.	Name	SOG	SVS	MIP
18	LEPACEK Eduard	34	24	45:00
21	PASTUCHA Miroslav			



SUN 5 MAY 2024

Start Time 10:00

End Time 12:07

Preliminary Round - Group A, Game 5

Mixed



## Game Statistics

Team : CHN (Red)

Head Coach : JIN Xian Xiu

No.	Pos.	Name	Gen	G	A	PTS	PIM	Shots on Goal				+/-
								1	2	3	TS	
7	D	XU Jin Qiang +A	M	1	2	3	2	0	0	1	1	+4
8	F	WANG Zhi Dong	M	2	0	2	0	1	3	0	4	+4
23	D	CUI Yu Tao +C	M	0	0	0	2	0	0	0	0	+4
24	F	ZHU Zhan Fu	M	0	2	2	0	0	0	1	1	+3
32	F	LI Hong Guan	M	1	2	3	0	2	1	0	3	+4
3	D	LYU Zhi	M	0	2	2	0	0	1	0	1	+3
12	F	CHE Hang	M	0	0	0	0	0	0	2	2	+1
17	F	SHEN Yi Feng	M	3	0	3	0	5	3	2	10	+4
19	D	ZHANG Zheng	M	0	4	4	0	1	0	0	1	+6
30	F	QIU Dian Peng	M	0	1	1	0	1	0	0	1	+2
10	D	LI Zhen Yang	M	0	1	1	0	0	0	1	1	+1
15	F	SONG Xiao Dong	M	3	0	3	0	1	5	0	6	+4
18	F	WANG Ju Jiang	M	0	2	2	0	0	2	1	3	+4
1	GK	WANG Wei	M	0	0	0	0	0	0	0	0	
20	GK	JI Yan Zhao (BP)	M	0	0	0	0	0	0	0	0	
<b>Total</b>				<b>10</b>	<b>16</b>	<b>26</b>	<b>4</b>	<b>11</b>	<b>15</b>	<b>8</b>	<b>34</b>	

Team : SVK (White)

Head Coach : HRICKO Ivan

No.	Pos.	Name	Gen	G	A	PTS	PIM	Shots on Goal				+/-
								1	2	3	TS	
7	F	STASAK Miroslav +A	M	0	0	0	2	0	0	0	0	-8
11	F	LIGDA Marian +C	M	0	0	0	0	0	0	0	0	-6
30	D	FOJTIK Erik +A	M	0	0	0	4	0	0	0	0	-9
33	D	HLINKA Michal	M	0	0	0	0	0	0	0	0	-5
98	F	KORMAN David	M	0	0	0	0	0	1	0	1	-6
44	F	TURIC Robert	M	0	0	0	0	0	0	0	0	-3
45	F	VECEREK Milos (BP)	M	0	0	0	2	2	0	1	3	-4
66	D	FERENCIK Slavomir	M	0	0	0	0	1	0	0	1	-4
18	GK	LEPACEK Eduard	M	0	0	0	0	0	0	0	0	
21	GK	PASTUCHA Miroslav	M	0	0	0	0	0	0	0	0	
<b>Total</b>				<b>0</b>	<b>0</b>	<b>0</b>	<b>8</b>	<b>3</b>	<b>1</b>	<b>1</b>	<b>5</b>	

## Legend:

<b>(G)</b> Goals in tournament	*	does not count for Plus/minus	<b>+/-</b>	Plus/minus net	<b>+A</b>	Assistant Captain
<b>+C</b> Captain	<b>A</b>	Assists	<b>D</b>	Defence	<b>EA</b>	Extra attacker
<b>EQ</b> Equal strength	<b>ET/Res</b>	Penalty end time/Result of game	<b>F</b>	Forward	<b>G</b>	Goals
<b>Gen</b> Gender	<b>GK</b>	Goalkeeper	<b>M</b>	Male	<b>MIP</b>	Minutes in play (GK)
<b>No.</b> Jersey number	<b>PIM</b>	Penalties in minutes	<b>Pos.</b>	Position	<b>PP1</b>	Power play - 1 player
<b>PPG</b> Power play goals	<b>PTS</b>	Points	<b>SHG</b>	Shorthanded goals	<b>SOG</b>	Shots on goal
<b>SVS</b> Saves	<b>TPP</b>	Time on power play	<b>TS</b>	Total shots		



SUN 5 MAY 2024  
Start Time 10:00

Mixed

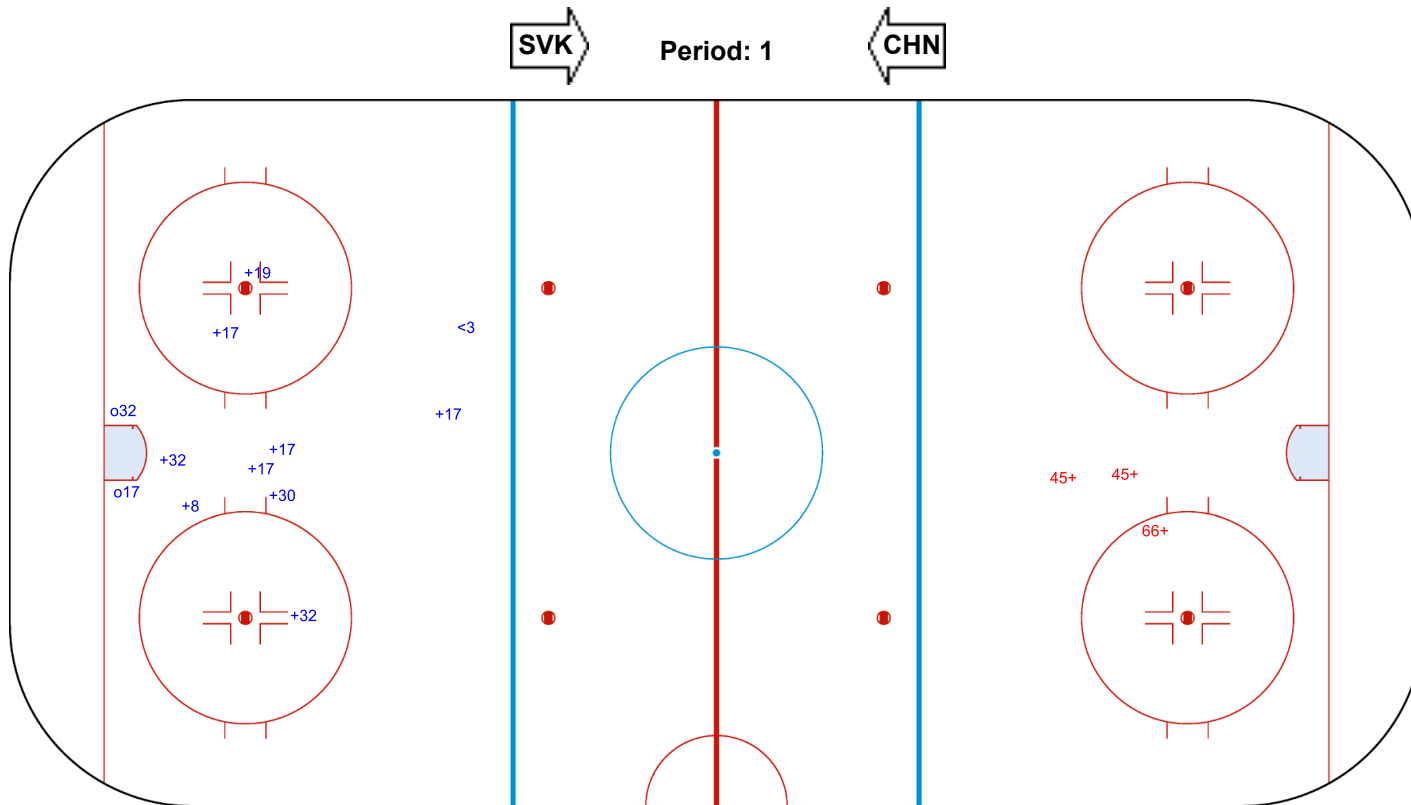
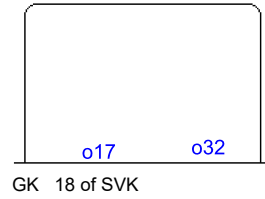
Preliminary Round - Group A, Game 5



### Shot Chart CHN - SVK

Shots by CHN  
Goals (o): 2    SSG (+): 9  
SSP (<): 1    SPG (-): 0

Shots by SVK  
Goals (o): 0    SSG (+): 3  
SSP (>): 0    SPG (-): 0





SUN 5 MAY 2024  
Start Time 10:00

Mixed  
Preliminary Round - Group A, Game 5



Shots by SVK

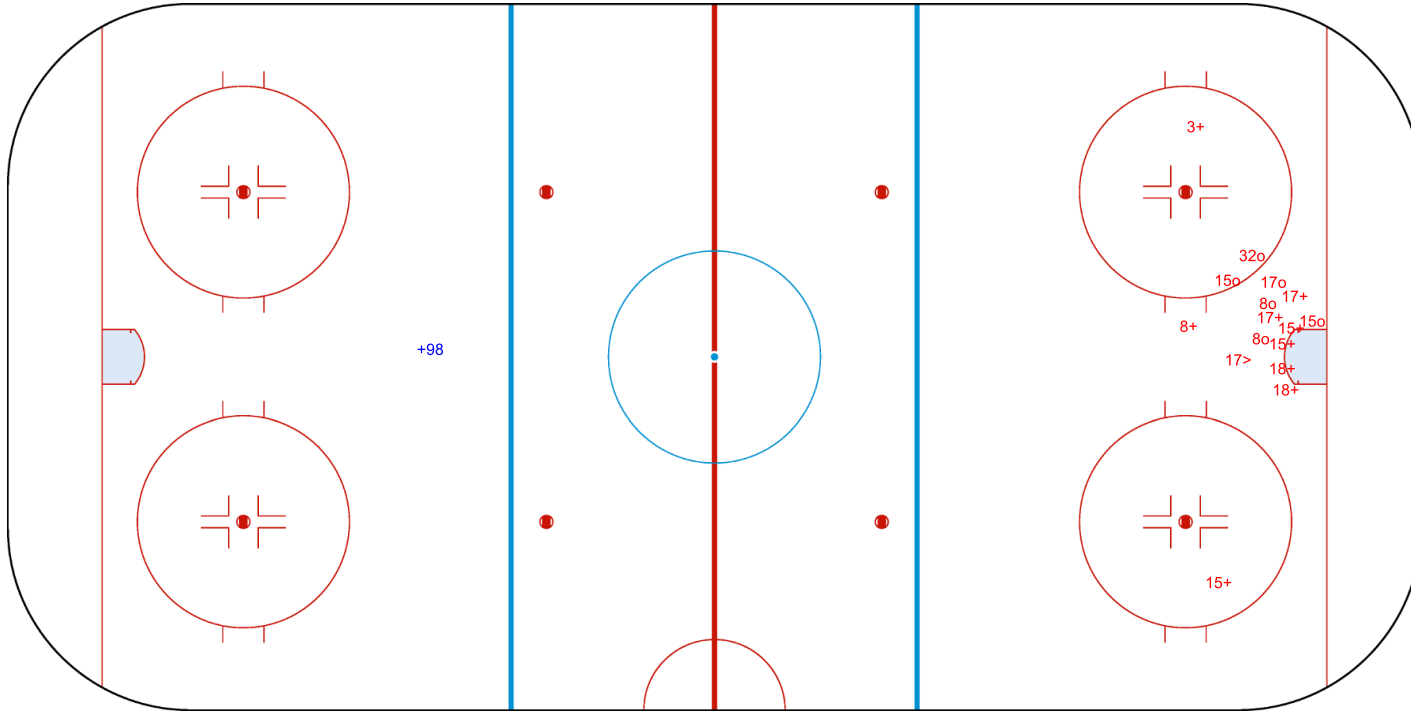
Goals (o): 0    SSG (+): 1  
SSP (<): 0    SPG (-): 0



GK 20 of CHN




Period: 2



Shots by CHN

Goals (o): 6    SSG (+): 9  
SSP (>): 1    SPG (-): 0



GK 18 of SVK



SUN 5 MAY 2024  
Start Time 10:00

Mixed  
Preliminary Round - Group A, Game 5



Shots by CHN

Goals (o): 2    SSG (+): 6  
SSP (<): 1    SPG (-): 0

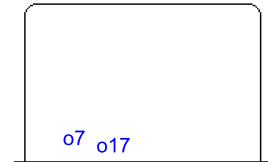


Period: 3


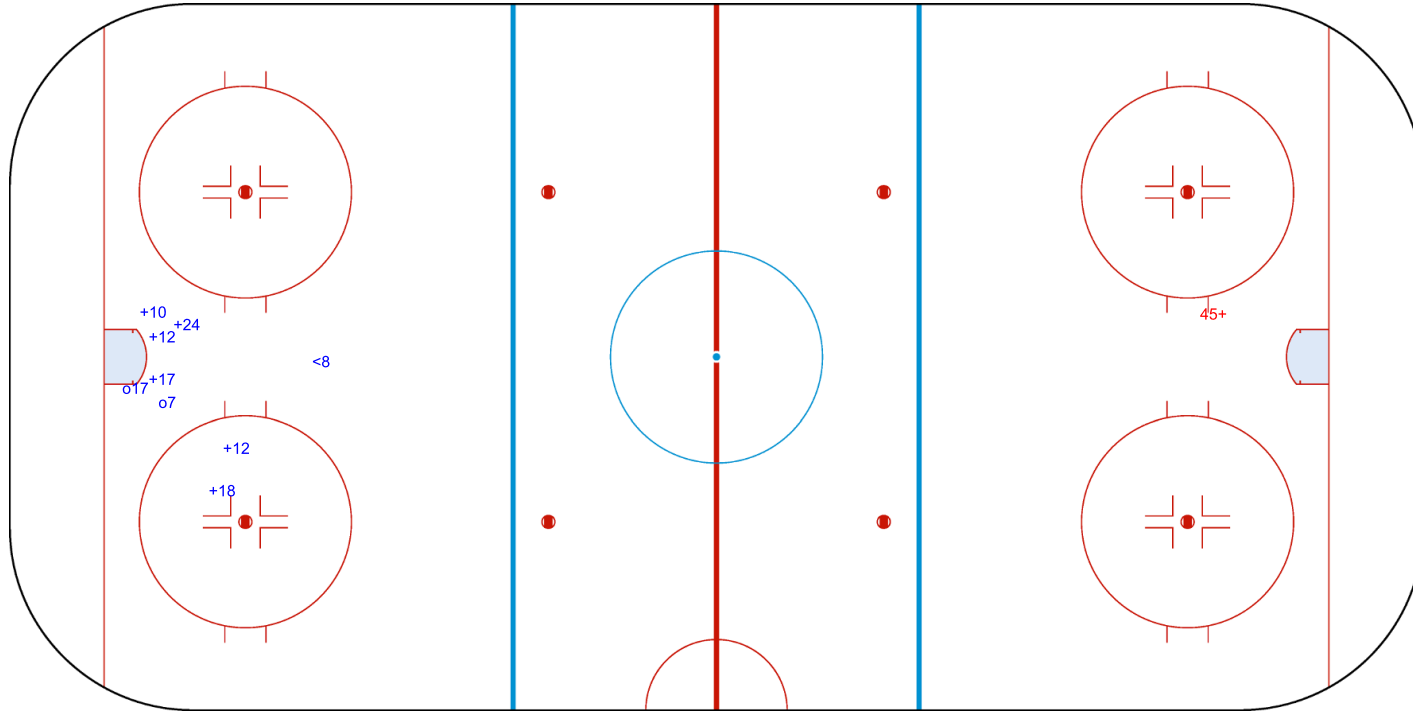


Shots by SVK

Goals (o): 0    SSG (+): 1  
SSP (>): 0    SPG (-): 0



GK 18 of SVK



GK 20 of CHN

<b>Legend:</b>		
<b>GK</b>	Goalkeeper	
<b>SPG</b>	Shots past goal	
<b>SSG</b>	Shots saved by goalkeeper	
<b>SSP</b>	Shots saved by player	





Face-off Chart

CHN - SVK

PERIOD 1

CHN	SVK	CHN	SVK	CHN	SVK
Def. zone	Att. zone	Neutral zone		Att. zone	Def. zone
+ 15	- 7	+ 8	- 11	+ 8	- 11
+ 8	- 7	+ 15	- 11	+ 15	- 11
+ 15	- 7	+ 30	- 7	+ 8	- 11
- 8	+ 7			+ 8	- 11
- 8	+ 7			- 8	+ 7
				- 15	+ 7
				+ 8	- 7
				+ 8	- 7
				+ 8	- 7
				+ 30	- 7

Total wins / period

3 / 60%	2 / 40%
---------	---------

3 / 100%	0 / 0%
----------	--------

8 / 80%	2 / 20%
---------	---------

Total wins all zones

CHN	SVK
14 / 78%	4 / 22%

PERIOD 2

CHN	SVK	CHN	SVK	CHN	SVK
Def. zone	Att. zone	Neutral zone		Att. zone	Def. zone
		- 8	+ 7	- 15	+ 7
		- 12	+ 11	- 15	+ 7
		- 15	+ 7	+ 8	- 11
		- 15	+ 7	- 12	+ 11
		- 15	+ 11	+ 12	- 11
		+ 15	- 98	+ 12	- 11
		- 12	+ 7	- 8	+ 7
				+ 12	- 98
				+ 8	- 7

Total wins / period

--	--

1 / 14%	6 / 86%
---------	---------

5 / 56%	4 / 44%
---------	---------

Total wins all zones

CHN	SVK
6 / 38%	10 / 62%

PERIOD 3

CHN	SVK	CHN	SVK	CHN	SVK
Def. zone	Att. zone	Neutral zone		Att. zone	Def. zone
- 12	+ 7	+ 8	- 7	- 15	+ 7
+ 12	- 11	+ 15	- 7	+ 12	- 11
		+ 8	- 7	+ 8	- 11
				+ 15	- 7
				+ 12	- 7
				+ 12	- 7
				+ 8	- 11
				+ 8	- 98
				- 15	+ 98
				- 12	+ 7
				+ 12	- 7
				+ 15	- 11
				- 15	+ 11

Total wins / period

1 / 50%	1 / 50%
---------	---------

3 / 100%	0 / 0%
----------	--------

9 / 69%	4 / 31%
---------	---------

Total wins all zones

CHN	SVK
13 / 72%	5 / 28%



SUN 5 MAY 2024  
Start Time 10:00

Preliminary Round - Group A, Game 5



**TOTAL**

Total wins / game	CHN		SVK		CHN		SVK		Total wins all zones	
	Def. zone	Att. zone	Neutral zone		Att. zone	Def. zone			CHN	SVK
	4 / 57%	3 / 43%	7 / 54%	6 / 46%	22 / 69%	10 / 31%	33 / 63%	19 / 37%		

**HEAD TO HEAD**

		SVK								
	No.	7	11	98	Tot	wins CHN	Dz	Nz	Az	
CHN	8	7 - 5	7 - 0	1 - 0	20	15 75%	1 33%	3 75%	11 85%	
	12	3 - 3	4 - 2	1 - 0	13	8 62%	1 50%	0 0%	7 78%	
	15	4 - 6	3 - 2	1 - 1	17	8 47%	2 100%	3 50%	3 33%	
	30	2 - 0			2	2 100%		1 100%	1 100%	
	<b>Tot</b>	30	18	4	52	33 63%	4 57%	7 54%	22 69%	
<b>wins SVK</b>	14 47%	4 22%	1 25%	19 37%						
<b>Dz</b>	7 44%	2 15%	1 33%	10 31%						
<b>Nz</b>	4 50%	2 50%	0 0%	6 46%						
<b>Az</b>	3 50%	0 0%		3 43%						

**Legend:**  
**Az** Attacking zone    **Dz** Defending zone    **No.** Jersey number    **Nz** Neutral zone    **Tot.** Total face-offs played



SUN 5 MAY 2024  
Start Time 13:30

Preliminary Round - Group A, Game 6

Mixed



## Game Roster

### KOR - USA

#### Referee

WEBINGER Kevin (CAN)

#### Goalkeepers

Team: KOR

No.	Name	Gen	GP	MIP	GA	SVS	SOG	SVS%	GAA
39	CHOI Hyuk Jun	M	1	17:10	4	8	12	66.67	10.49
82	BONG Daehan	M	1	27:50	6	10	16	62.50	9.70

#### Team Roster

Team: KOR (Blue)

No.	Pos.	Name	Gen	GP	G	A	PTS	PIM	+/-
2	F	PARK Seok	M	1	0	0	0	0	0
3	F	RYU Jee Hyun	M	1	0	0	0	2	-5
4	D	OH Seok	M	1	0	0	0	2	-5
8	D	CHOI Kwang Hyouk	M	1	0	0	0	0	-3
11	D	SONG Yeha	M	1	0	0	0	0	-2
12	D	KIM Young Sung	M	1	0	0	0	0	0
13	D	YU Inchul	M	1	0	0	0	2	-6
14	F	JUNG Seung Hwan	M	1	0	0	0	0	-3
20	D	JANG Dong Shin	M	1	0	0	0	0	-3
24	F	KIM Inkyum	M	1	0	0	0	0	0
27	F	CHO Byeong Seok	M	1	0	0	0	2	-4
39	GK	CHOI Hyuk Jun	M	1	0	0	0	0	0
55	F	JANG Jong Ho	M	1	0	0	0	0	-4
82	GK	BONG Daehan	M	1	0	0	0	0	0

Head Coach: KIM Jung Ho

#### SUSPENDED:

9	F	CHOI Si Woo	M	1	0	0	0	25	-5
---	---	-------------	---	---	---	---	---	----	----

#### Linesmen

BLAZEK Pavel (CZE) , LUNDEN Andreas (SWE)

Team: USA

No.	Name	Gen	GP	MIP	GA	SVS	SOG	SVS%	GAA
29	LAMARRE Griffin	M	1	30:00	0	0	0	0.00	0.00
32	LEE Jen	M	1	15:00	0	0	0	0.00	0.00

Team: USA (White)

No.	Pos.	Name	Gen	GP	G	A	PTS	PIM	+/-
4	F	ROYBAL Brody	M	1	1	1	2	0	+3
8	D	WALLACE Jack	M	1	1	2	3	0	+8
9	F	DODSON Travis	M	1	0	0	0	0	+1
10	D	BOLTON Brett	M	0	0	0	0	0	0
14	F	MUSSELMAN Benjamin	M	1	1	0	1	0	+3
16	F	FARMER Declan	M	1	4	0	4	0	+6
17	D	DOUGLAS Christopher	M	1	1	0	1	0	+2
18	F	NICHOLS Evan	M	1	0	3	3	0	+6
19	F	JONES Malik	M	1	1	5	6	0	+6
22	D	GROVE Noah	M	1	0	1	1	0	+3
24	F	MISIEWICZ Joshua	M	1	0	2	2	0	+3
27	D	PAULS Josh	M	1	0	2	2	0	+7
29	GK	LAMARRE Griffin	M	1	0	0	0	0	0
32	GK	LEE Jen	M	1	0	0	0	0	0
37	F	EUSTACE David	M	1	1	0	1	0	+1
88	F	MCKEE Kevin	M	1	0	0	0	0	+1

Head Coach: HOFF David

#### Legend:

<b>+/-</b>	Plus/minus net	<b>A</b>	Assists	<b>D</b>	Defence	<b>F</b>	Forward
<b>G</b>	Goals	<b>GA</b>	Goals against	<b>GAA</b>	Goals against as average per 45 minutes	<b>Gen</b>	Gender
<b>GK</b>	Goalkeeper	<b>GP</b>	Games played	<b>M</b>	Male	<b>MIP</b>	Minutes and seconds played
<b>No.</b>	Jersey number	<b>PIM</b>	Penalties in minutes	<b>Pos.</b>	Position	<b>PTS</b>	Points
<b>SOG</b>	Shots on goal	<b>SVS</b>	Saves	<b>SVS%</b>	Saves in percentage		



**SUN 5 MAY 2024**  
Start Time 13:30

**Preliminary Round - Group A, Game 6**

Mixed



## Line-ups

### KOR - USA

#### Referee

WEBINGER Kevin (CAN)

#### Linesmen

BLAZEK Pavel (CZE) , LUNDEN Andreas (SWE)

#### Goalkeepers

Team: KOR

No.	Name	Gen
82	BONG Daehan	M
39	CHOI Hyuk Jun	M

Team: USA

No.	Name	Gen
29	LAMARRE Griffin	M
32	LEE Jen	M

#### Team Line-ups

Team: KOR (Blue)

No.	Pos.	Name	Gen
8	D	CHOI Kwang Hyouk	M
11	D	SONG Yeha	M
20	D	JANG Dong Shin	M
14	F	JUNG Seung Hwan	M
27	F	CHO Byeong Seok	M
4	D	OH Seok	M
13	D	YU Inchul +A	M
3	F	RYU Jee Hyun	M
24	F	KIM Inkyum	M
55	F	JANG Jong Ho	M
12	D	KIM Young Sung +C	M
2	F	PARK Seok	M

Team: USA (White)

No.	Pos.	Name	Gen
10	D	BOLTON Brett	M
22	D	GROVE Noah	M
16	F	FARMER Declan +A	M
18	F	NICHOLS Evan	M
19	F	JONES Malik	M
8	D	WALLACE Jack	M
27	D	PAULS Josh +C	M
4	F	ROYBAL Brody	M
14	F	MUSSELMAN Benjamin	M
24	F	MISIEWICZ Joshua	M
9	F	DODSON Travis +A	M
37	F	EUSTACE David	M
88	F	McKEE Kevin	M

Head Coach: KIM Jung Ho

Head Coach: HOFF David

#### SUSPENDED:

9 F CHOI Si Woo +A M

#### NOT DRESSED:

17 D DOUGLAS Christopher M

#### Legend:

<b>+A</b>	Assistant Captain	<b>+C</b>	Captain	<b>D</b>	Defence	<b>F</b>	Forward
<b>Gen</b>	Gender	<b>M</b>	Male	<b>No.</b>	Jersey number	<b>Pos.</b>	Position



Graphical Line-ups

KOR - USA

**Referee**  
WEBINGER Kevin (CAN)

**Linesmen**  
BLAZEK Pavel (CZE) , LUNDEN Andreas (SWE)

**Team:** KOR - Korea (Blue)

**Head Coach:** KIM Jung Ho



**Team:** USA - United States (White)

**Head Coach:** HOFF David



<b>Legend:</b>				
<b>+A</b>	Assistant Captain	<b>+C</b>	Captain	<b>Sn</b> Starting position



SUN 5 MAY 2024

Start Time 13:30

End Time 15:13

Preliminary Round - Group A, Game 6

Mixed



## Game Summary

KOR - USA 0 - 11 (0 - 8 , 0 - 3 , 0 - 0)

Spectators	Referee	Linesmen
72	WEBINGER Kevin (CAN)	BLAZEK Pavel (CZE) , LUNDEN Andreas (SWE)

## Team Statistics

Period	Score	SVS	SOG	PIM	TPP	PPG	SHG
1	0 : 8	6 : 3	3 : 14	6 : 2	02:00 : 02:04	0 : 2	0 : 0
2	0 : 3	3 : 0	0 : 6	0 : 2	02:00 : 01:41	0 : 0	0 : 0
3	0 : 0	0 : 1	1 : 0	2 : 0	00:00 : 02:00	0 : 0	0 : 0
<b>Total</b>	<b>0 : 11</b>	<b>9 : 4</b>	<b>4 : 20</b>	<b>8 : 4</b>	<b>04:00 : 05:45</b>	<b>0 : 2</b>	<b>0 : 0</b>

## 1st Period

Action	Time	ET/Res	Team	Type	No.	Name	(G) Name of Assistant(s) / Action Description
GK	00:00		KOR		82	BONG D	- Goalkeeper in
GK	00:00		USA		29	LAMARRE G	- Goalkeeper in
Penalty	03:00	03:59	KOR	2 min.	11	SONG Y	- Teeing
<b>Goal</b>	<b>03:59</b>	<b>0 : 1</b>	<b>USA</b>	<b>PP1</b>	<b>24</b>	<b>MISIEWICZ J</b>	(1) 27 PAULS J On Ice KOR 82 8 14 20 55 USA 29 4 8 16 24 27 *
<b>Goal</b>	<b>04:31</b>	<b>0 : 2</b>	<b>USA</b>	<b>EQ</b>	<b>18</b>	<b>NICHOLS E</b>	(1) On Ice KOR 82 3 4 13 24 55 USA 29 10 16 18 19 22
Penalty	05:12	05:58	KOR	2 min.	55	JANG JH	- Interference
<b>Goal</b>	<b>05:58</b>	<b>0 : 3</b>	<b>USA</b>	<b>PP1</b>	<b>24</b>	<b>MISIEWICZ J</b>	(2) 16 FARMER D On Ice KOR 82 8 13 20 27 8 WALLACE J USA 29 4 8 16 24 27 *
<b>Goal</b>	<b>06:28</b>	<b>0 : 4</b>	<b>USA</b>	<b>EQ</b>	<b>9</b>	<b>DODSON T</b>	(1) 88 McKEE K On Ice KOR 82 3 4 13 24 55 10 BOLTON B USA 29 9 10 88
<b>Goal</b>	<b>08:08</b>	<b>0 : 5</b>	<b>USA</b>	<b>EQ</b>	<b>16</b>	<b>FARMER D</b>	(5) 8 WALLACE J On Ice KOR 82 8 11 14 20 27 USA 29 8 16 18 19 27
Penalty	09:01	11:01	USA	2 min.	24	MISIEWICZ J	- Interference
<b>Goal</b>	<b>11:24</b>	<b>0 : 6</b>	<b>USA</b>	<b>EQ</b>	<b>16</b>	<b>FARMER D</b>	(6) 27 PAULS J On Ice KOR 82 8 11 14 20 27 USA 29 8 16 27 37 88
<b>Goal</b>	<b>12:48</b>	<b>0 : 7</b>	<b>USA</b>	<b>EQ</b>	<b>16</b>	<b>FARMER D</b>	(7) 8 WALLACE J On Ice KOR 82 3 13 20 24 55 USA 29 8 16 18 19 27
<b>Goal</b>	<b>13:36</b>	<b>0 : 8</b>	<b>USA</b>	<b>EQ</b>	<b>37</b>	<b>EUSTACE D</b>	(2) 9 DODSON T On Ice KOR 82 8 11 14 20 27 8 WALLACE J USA 29 8 9 14 24 37
Penalty	14:41	16:41	KOR	2 min.	4	OH S	- Interference

## 2nd Period

Action	Time	ET/Res	Team	Type	No.	Name	(G) Name of Assistant(s) / Action Description
<b>Goal</b>	<b>19:39</b>	<b>0 : 9</b>	<b>USA</b>	<b>EQ</b>	<b>19</b>	<b>JONES M</b>	(2) 16 FARMER D On Ice KOR 82 2 11 14 20 27 27 PAULS J USA 29 8 16 18 19 27
Penalty	19:54	21:54	USA	2 min.	18	NICHOLS E	- Unsportsmanlike Conduct
<b>Goal</b>	<b>23:36</b>	<b>0 : 10</b>	<b>USA</b>	<b>EQ</b>	<b>14</b>	<b>MUSSELMAN B</b>	(2) 8 WALLACE J On Ice KOR 82 2 3 4 13 24 4 ROYBAL B USA 29 4 8 14 24 27
<b>Goal</b>	<b>24:14</b>	<b>0 : 11</b>	<b>USA</b>	<b>EQ</b>	<b>88</b>	<b>McKEE K</b>	(1) 9 DODSON T On Ice KOR 82 8 11 14 20 27 37 EUSTACE D USA 29 8 9 22 37 88

## 3rd Period

Action	Time	ET/Res	Team	Type	No.	Name	(G) Name of Assistant(s) / Action Description
Penalty	35:26	37:26	KOR	2 min.	20	JANG DS	- Elbowing
GK	45:00		KOR				82 BONG D - Goalkeeper out
GK	45:00		USA				29 LAMARRE G - Goalkeeper out

## Goalkeeper Records

Team : KOR - Korea

No.	Name	SOG	SVS	MIP
82	BONG Daehan	20	9	45:00
39	CHOI Hyuk Jun			

Team : USA - United States

No.	Name	SOG	SVS	MIP
29	LAMARRE Griffin	4	4	45:00
32	LEE Jen			



SUN 5 MAY 2024

Start Time 13:30  
End Time 15:13

Preliminary Round - Group A, Game 6



## Game Statistics

Team : KOR (Blue)

Head Coach : KIM Jung Ho

No.	Pos.	Name	Gen	G	A	PTS	PIM	Shots on Goal				+/-
								1	2	3	TS	
8	D	CHOI Kwang Hyouk	M	0	0	0	0	0	0	0	0	-4
11	D	SONG Yeha	M	0	0	0	2	0	0	0	0	-5
14	F	JUNG Seung Hwan	M	0	0	0	0	1	0	0	1	-5
20	D	JANG Dong Shin	M	0	0	0	2	0	0	0	0	-6
27	F	CHO Byeong Seok	M	0	0	0	0	1	0	1	2	-5
3	F	RYU Jee Hyun	M	0	0	0	0	0	0	0	0	-4
4	D	OH Seok	M	0	0	0	2	0	0	0	0	-3
13	D	YU Inchul +A	M	0	0	0	0	0	0	0	0	-4
24	F	KIM Inkyum	M	0	0	0	0	0	0	0	0	-4
55	F	JANG Jong Ho	M	0	0	0	2	1	0	0	1	-3
2	F	PARK Seok	M	0	0	0	0	0	0	0	0	-2
12	D	KIM Young Sung +C	M	0	0	0	0	0	0	0	0	0
39	GK	CHOI Hyuk Jun	M	0	0	0	0	0	0	0	0	
82	GK	BONG Daehan (BP)	M	0	0	0	0	0	0	0	0	
<b>Total</b>				<b>0</b>	<b>0</b>	<b>0</b>	<b>8</b>	<b>3</b>	<b>0</b>	<b>1</b>	<b>4</b>	

Team : USA (White)

Head Coach : HOFF David

No.	Pos.	Name	Gen	G	A	PTS	PIM	Shots on Goal				+/-
								1	2	3	TS	
10	D	BOLTON Brett	M	0	1	1	0	0	1	0	1	+2
16	F	FARMER Declan +A	M	3	2	5	0	5	0	0	5	+5
18	F	NICHOLS Evan	M	1	0	1	2	1	0	0	1	+4
19	F	JONES Malik	M	1	0	1	0	0	1	0	1	+4
22	D	GROVE Noah	M	0	0	0	0	2	0	0	2	+2
4	F	ROYBAL Brody	M	0	1	1	0	1	0	0	1	+1
8	D	WALLACE Jack	M	0	5	5	0	1	1	0	2	+7
14	F	MUSSELMAN Benjamin	M	1	0	1	0	0	1	0	1	+2
24	F	MISIEWICZ Joshua	M	2	0	2	2	2	1	0	3	+2
27	D	PAULS Josh +C	M	0	3	3	0	0	0	0	0	+5
9	F	DODSON Travis +A	M	1	2	3	0	1	0	0	1	+3
37	F	EUSTACE David	M	1	1	2	0	1	0	0	1	+3
88	F	McKEE Kevin (BP)	M	1	1	2	0	0	1	0	1	+3
29	GK	LAMARRE Griffin	M	0	0	0	0	0	0	0	0	
32	GK	LEE Jen	M	0	0	0	0	0	0	0	0	
<b>Total</b>				<b>11</b>	<b>16</b>	<b>27</b>	<b>4</b>	<b>14</b>	<b>6</b>	<b>0</b>	<b>20</b>	

## Legend:

<b>(G)</b> Goals in tournament	<b>*</b> does not count for Plus/minus	<b>+/-</b> Plus/minus net	<b>+A</b> Assistant Captain
<b>+C</b> Captain	<b>A</b> Assists	<b>D</b> Defence	<b>EQ</b> Equal strength
<b>ET/Res</b> Penalty end time/Result of game	<b>F</b> Forward	<b>G</b> Goals	<b>Gen</b> Gender
<b>GK</b> Goalkeeper	<b>M</b> Male	<b>MIP</b> Minutes in play (GK)	<b>No.</b> Jersey number
<b>PIM</b> Penalties in minutes	<b>Pos.</b> Position	<b>PP1</b> Power play - 1 player	<b>PPG</b> Power play goals
<b>PTS</b> Points	<b>SHG</b> Shorthanded goals	<b>SOG</b> Shots on goal	<b>SVS</b> Saves
<b>TPP</b> Time on power play	<b>TS</b> Total shots		



SUN 5 MAY 2024  
Start Time 13:30

Mixed

Preliminary Round - Group A, Game 6



### Shot Chart KOR - USA



Period: 1




Shots by USA

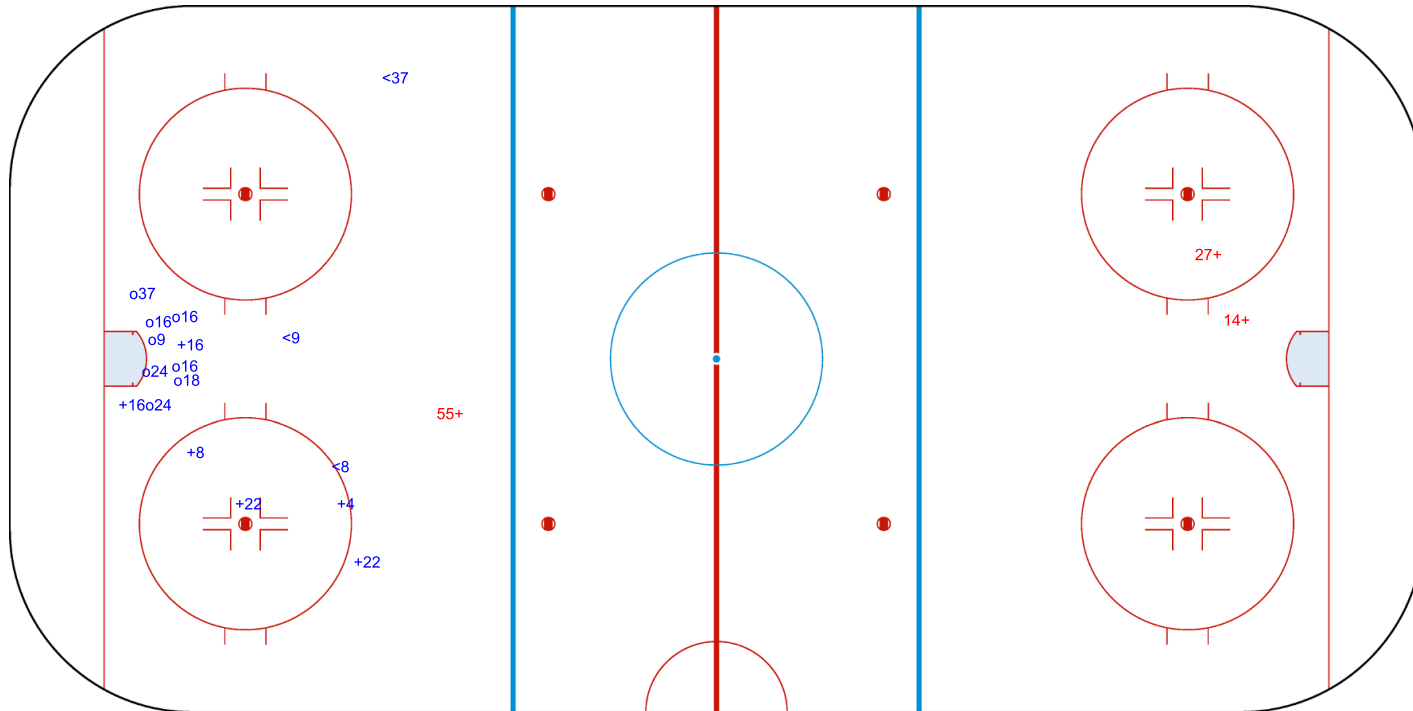
Goals (o): 8      SSG (+): 6  
SSP (<): 3      SPG (-): 0

Shots by KOR

Goals (o): 0      SSG (+): 3  
SSP (>): 0      SPG (-): 0



GK 82 of KOR



GK 29 of USA





SUN 5 MAY 2024  
Start Time 13:30

Mixed  
Preliminary Round - Group A, Game 6



Shots by KOR  
Goals (o): 0  
SSP (<): 0

SSG (+): 0  
SPG (-): 0



GK 29 of USA

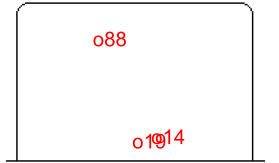


Period: 2

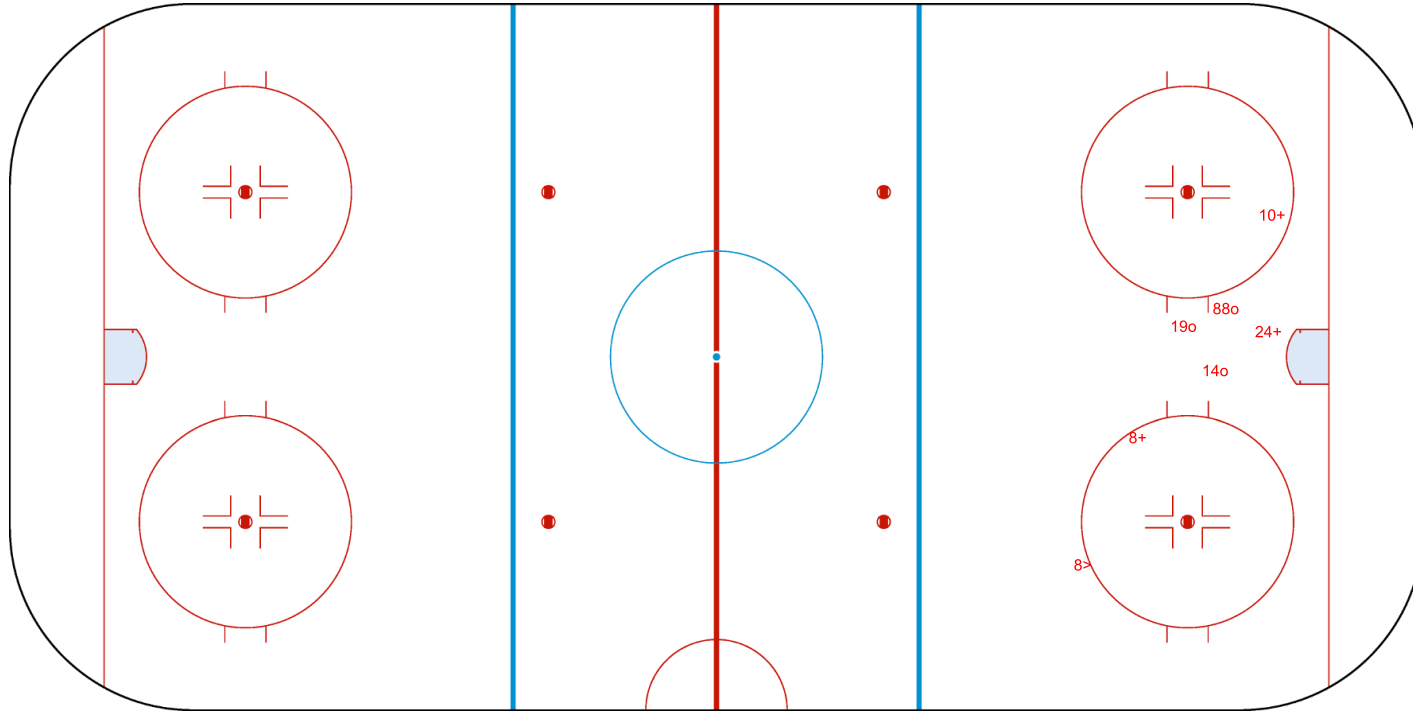


Shots by USA  
Goals (o): 3  
SSP (>): 1

SSG (+): 3  
SPG (-): 0



GK 82 of KOR





SUN 5 MAY 2024  
Start Time 13:30

Mixed  
Preliminary Round - Group A, Game 6



Shots by USA

Goals (o): 0    SSG (+): 0  
SSP (<): 0    SPG (-): 0



GK 82 of KOR



Period: 3

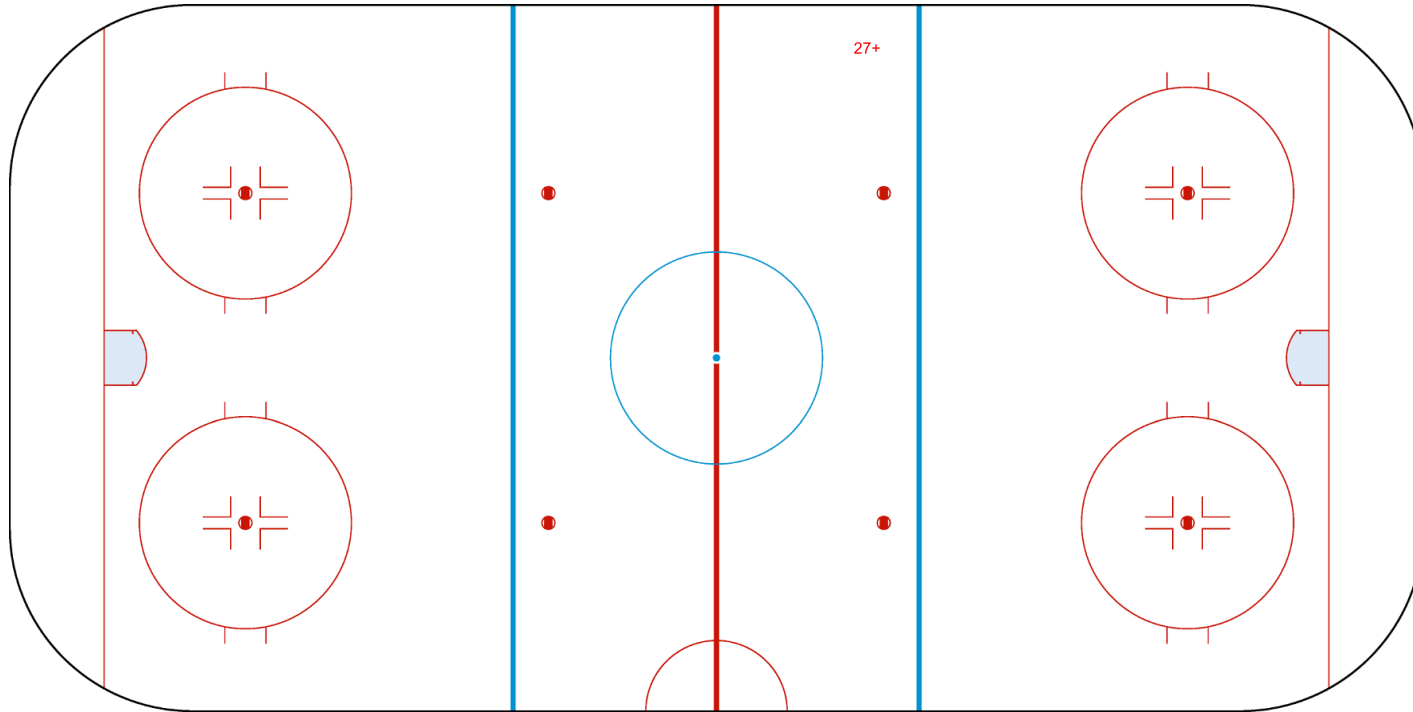


Shots by KOR

Goals (o): 0    SSG (+): 1  
SSP (>): 0    SPG (-): 0



GK 29 of USA



<b>Legend:</b>	<b>GK</b> Goalkeeper	<b>SPG</b> Shots past goal	<b>SSG</b> Shots saved by goalkeeper	<b>SSP</b> Shots saved by player
----------------	----------------------	----------------------------	--------------------------------------	----------------------------------



Face-off Chart  
KOR - USA

PERIOD 1

	KOR		USA		Neutral zone		KOR		USA		Total wins all zones	
	Def. zone	Att. zone					Att. zone	Def. zone			KOR	USA
	- 55	+ 24	+ 27	- 16	+ 55	- 9						
	+ 55	- 24	- 55	+ 16								
	- 55	+ 24	+ 55	- 24								
	- 27	+ 37	+ 55	- 88								
	- 27	+ 16	+ 55	- 88								
	+ 55	- 14	- 27	+ 24								
	- 27	+ 16	+ 55	- 24								
	+ 55	- 37	+ 27	- 88								
	+ 55	- 37	+ 55	- 24								
	- 55	+ 24										
	+ 55	- 24										
Total wins / period	5 / 45%	6 / 55%	7 / 78%	2 / 22%	1 / 100%	0 / 0%	13 / 62%	8 / 38%				

PERIOD 2

	KOR		USA		Neutral zone		KOR		USA		Total wins all zones	
	Def. zone	Att. zone					Att. zone	Def. zone			KOR	USA
	+ 27	- 19	- 27	+ 19	- 55	+ 16						
	- 55	+ 24	+ 27	- 16								
	+ 55	- 16	- 27	+ 37								
	+ 27	- 37	+ 55	- 37								
Total wins / period	3 / 75%	1 / 25%	2 / 50%	2 / 50%	0 / 0%	1 / 100%	5 / 56%	4 / 44%				

PERIOD 3

	KOR		USA		Neutral zone		KOR		USA		Total wins all zones	
	Def. zone	Att. zone					Att. zone	Def. zone			KOR	USA
	- 27	+ 37	- 27	+ 16	+ 27	- 88						
	+ 27	- 14										
	+ 55	- 37										
Total wins / period	2 / 67%	1 / 33%	0 / 0%	1 / 100%	1 / 100%	0 / 0%	3 / 60%	2 / 40%				

TOTAL

	KOR		USA		Neutral zone		KOR		USA		Total wins all zones	
	Def. zone	Att. zone					Att. zone	Def. zone			KOR	USA
Total wins / game	10 / 56%	8 / 44%	9 / 64%	5 / 36%	2 / 67%	1 / 33%	21 / 60%	14 / 40%				



HEAD TO HEAD

		USA											
No.		9	14	16	19	24	37	88	Tot	wins KOR	Dz	Nz	Az
KOR	27		1 - 0	2 - 3	1 - 1	0 - 1	1 - 3	2 - 0	15	7 47%	3 43%	3 43%	1 100%
	55	1 - 0	1 - 0	1 - 2		5 - 4	4 - 0	2 - 0	20	14 70%	7 64%	6 86%	1 50%
Tot		1	2	8	2	10	8	4	35	21 60%	10 56%	9 64%	2 67%
wins USA		0 0%	0 0%	5 63%	1 50%	5 50%	3 38%	0 0%	14 40%				
Dz		0 0%		1 100%				0 0%	1 33%				
Nz				2 50%	1 100%	1 25%	1 50%	0 0%	5 36%				
Az			0 0%	2 67%	0 0%	4 67%	2 33%		8 44%				

<b>Legend:</b>									
<b>Az</b>	Attacking zone	<b>Dz</b>	Defending zone	<b>No.</b>	Jersey number	<b>Nz</b>	Neutral zone	<b>Tot.</b>	Total face-offs played



SUN 5 MAY 2024

Start Time 17:00

Preliminary Round - Group B, Game 7



## Game Roster

## ITA - CAN

## Referee

VANEK Jan (CZE)

## Linesmen

LEWIS Brendan (USA) , NORUM RIPEL Mathias (NOR)

## Goalkeepers

## Team: ITA

No.	Name	Gen	GP	MIP	GA	SVS	SOG	SVS%	GAA
1	STILLITANO Santino	M	1	45:00	4	28	32	87.50	4.00
82	KASSLATTER Julian	M	1	00:00	0	0	0	0.00	0.00

## Team Roster

## Team: ITA (Blue)

No.	Pos.	Name	Gen	GP	G	A	PTS	PIM	+/-
1	GK	STILLITANO Santino	M	1	0	0	0	0	
2	D	ENDERLE Alex	M	1	0	0	0	0	-3
3	F	ROSA Gianluigi	M	1	0	0	0	0	-1
4	F	REMOTTI MARNINI Matteo	M	1	0	0	0	0	-1
6	D	CAVALIERE Gian Luca	M	1	0	0	0	2	-3
8	F	RADICE Roberto	M	1	0	0	0	0	-2
10	F	KAFMANN Stephan	M	1	0	0	0	0	-3
11	F	LARCH Nils	M	1	1	0	1	2	-1
18	D	MACRI Andrea	M	1	0	0	0	0	-1
25	F	TORELLA Francesco	M	1	0	0	0	0	0
26	D	ANTOCHI Eusebiu	M	1	0	0	0	2	-1
27	F	ANDREONI Alessandro	M	1	0	0	0	0	-2
62	F	DEPAOLI Christoph	M	1	0	1	1	0	-2
77	F	LANZA Gabriele	M	1	0	0	0	0	0
82	GK	KASSLATTER Julian	M	1	0	0	0	0	

Head Coach: BIANCHI Mirko

## Team: CAN

No.	Name	Gen	GP	MIP	GA	SVS	SOG	SVS%	GAA
30	WATSON Corbin	M	1	00:00	0	0	0	0.00	0.00
54	KINGSMILL Adam	M	1	45:00	0	1	1	100.00	0.00

## Team: CAN (White)

No.	Pos.	Name	Gen	GP	G	A	PTS	PIM	+/-
4	F	DUNN James	M	1	0	3	3	0	+5
5	D	HENRY Tyrone	M	1	0	5	5	0	+8
7	D	LAVIN Zach	M	1	0	1	1	0	+9
8	F	McGREGOR Tyler	M	1	3	4	7	0	+8
9	F	SMITH Corbyn	M	1	1	4	5	0	+5
11	F	DIXON Adam	M	1	3	2	5	0	+6
13	F	BOILY Vincent	M	1	1	3	4	0	+5
17	D	BURNETT Shawn	M	0	0	0	0	0	0
19	F	COZZOLINO Dominic	M	1	4	4	8	0	+9
23	D	HICKEY Liam	M	1	3	4	7	0	+9
26	F	JACOBS-WEBB Anton	M	1	2	0	2	0	+4
29	D	KOVACEVICH Micah	M	1	1	1	2	0	+4
30	GK	WATSON Corbin	M	1	0	0	0	0	
54	GK	KINGSMILL Adam	M	1	0	0	0	0	
61	D	ARMSTRONG Rob	M	1	0	2	2	0	+8
92	D	HALBERT Auren	M	1	1	0	1	0	+10
98	F	LELIEVRE Mathieu	M	0	0	0	0	0	0

Head Coach: HERRINGTON Russ

## Legend:

<b>+/-</b>	Plus/minus net	<b>A</b>	Assists	<b>D</b>	Defence	<b>F</b>	Forward
<b>G</b>	Goals	<b>GA</b>	Goals against	<b>GAA</b>	Goals against as average per 45 minutes	<b>Gen</b>	Gender
<b>GK</b>	Goalkeeper	<b>GP</b>	Games played	<b>M</b>	Male	<b>MIP</b>	Minutes and seconds played
<b>No.</b>	Jersey number	<b>PIM</b>	Penalties in minutes	<b>Pos.</b>	Position	<b>PTS</b>	Points
<b>SOG</b>	Shots on goal	<b>SVS</b>	Saves	<b>SVS%</b>	Saves in percentage		



SUN 5 MAY 2024

Start Time 17:00

Mixed

Preliminary Round - Group B, Game 7



## Line-ups

## ITA - CAN

## Referee

VANEK Jan (CZE)

## Linesmen

LEWIS Brendan (USA) , NORUM RIPEL Mathias (NOR)

## Goalkeepers

Team: ITA

No.	Name	Gen
82	KASSLATTER Julian	M
1	STILLITANO Santino	M

Team: CAN

No.	Name	Gen
30	WATSON Corbin	M
54	KINGSMILL Adam	M

## Team Line-ups

Team: ITA (Blue)

No.	Pos.	Name	Gen
2	D	ENDERLE Alex	M
6	D	CAVALIERE Gian Luca +C	M
3	F	ROSA Gianluigi	M
4	F	REMOTTI MARNINI Matteo	M
62	F	DEPAOLI Christoph +A	M
18	D	MACRI Andrea +A	M
26	D	ANTOCHI Eusebiu	M
10	F	KAFMANN Stephan	M
11	F	LARCH Nils	M
27	F	ANDREONI Alessandro	M
25	F	TORELLA Francesco	M
77	F	LANZA Gabriele	M

Team: CAN (White)

No.	Pos.	Name	Gen
5	D	HENRY Tyrone +A	M
7	D	LAVIN Zach	M
29	D	KOVACEVICH Micah	M
4	F	DUNN James +A	M
26	F	JACOBS-WEBB Anton	M
61	D	ARMSTRONG Rob	M
92	D	HALBERT Auren	M
9	F	SMITH Corbyn	M
11	F	DIXON Adam	M
13	F	BOILY Vincent	M
23	D	HICKEY Liam +A	M
8	F	McGREGOR Tyler +C	M
19	F	COZZOLINO Dominic	M

Head Coach: BIANCHI Mirko

Head Coach: HERRINGTON Russ

## NOT DRESSED:

8 F RADICE Roberto M

## NOT DRESSED:

17 D BURNETT Shawn M  
98 F LELIEVRE Mathieu M

## Legend:

<b>+A</b>	Assistant Captain	<b>+C</b>	Captain	<b>D</b>	Defence	<b>F</b>	Forward
<b>Gen</b>	Gender	<b>M</b>	Male	<b>No.</b>	Jersey number	<b>Pos.</b>	Position



### Graphical Line-ups

#### ITA - CAN

**Referee**  
VANEK Jan (CZE)

**Linesmen**  
LEWIS Brendan (USA) , NORUM RIPEL Mathias (NOR)

**Team:** ITA - Italy (Blue)

**Head Coach:** BIANCHI Mirko



**Team:** CAN - Canada (White)

**Head Coach:** HERRINGTON Russ



**Legend:**  
**+A** Assistant Captain      **+C** Captain      **Sn** Starting position



SUN 5 MAY 2024

Start Time 17:00  
End Time 19:00Mixed  
Preliminary Round - Group B, Game 7

## Game Summary

ITA - CAN 0 - 10 (0 - 2, 0 - 5, 0 - 3)

Spectators	Referee	Linesmen
308	VANEK Jan (CZE)	LEWIS Brendan (USA) , NORUM RIPEL Mathias (NOR)

## Team Statistics

Period	Score	SVS	SOG	PIM	TPP	PPG	SHG
1	0 : 2	12 : 1	1 : 14	4 : 0	00:00 : 02:44	0 : 1	0 : 0
2	0 : 5	6 : 0	0 : 11	6 : 2	02:00 : 02:03	0 : 2	0 : 0
3	0 : 3	4 : 1	1 : 7	2 : 2	01:31 : 02:21	0 : 1	0 : 0
<b>Total</b>	<b>0 : 10</b>	<b>22 : 2</b>	<b>2 : 32</b>	<b>12 : 4</b>	<b>03:31 : 07:08</b>	<b>0 : 4</b>	<b>0 : 0</b>

## 1st Period

Action	Time	ET/Res	Team	Type	No.	Name	(G) Name of Assistant(s) / Action Description
GK	00:00		CAN		30	WATSON C	- Goalkeeper in
GK	00:00		ITA		82	KASSLATTER J	- Goalkeeper in
<b>Goal</b>	<b>05:54</b>	<b>0 : 1</b>	<b>CAN</b>	<b>EQ</b>	<b>19</b>	<b>COZZOLINO D</b>	(5) 23 HICKEY L On Ice ITA 82 2 3 6 10 27 7 LAVIN Z CAN 30 5 7 8 19 23
Penalty	08:03	10:03	ITA	2 min.	3	ROSA G	- Teeing
Penalty	12:05	12:49	ITA	2 min.	18	MACRI A	- Holding an opponent
<b>Goal</b>	<b>12:49</b>	<b>0 : 2</b>	<b>CAN</b>	<b>PP1</b>	<b>8</b>	<b>McGREGOR T</b>	(4) 19 COZZOLINO D On Ice ITA 82 2 3 11 62 23 HICKEY L CAN 30 4 8 19 23 92 *

## 2nd Period

Action	Time	ET/Res	Team	Type	No.	Name	(G) Name of Assistant(s) / Action Description
<b>Goal</b>	<b>16:39</b>	<b>0 : 3</b>	<b>CAN</b>	<b>EQ</b>	<b>23</b>	<b>HICKEY L</b>	(4) 8 McGREGOR T On Ice ITA 82 2 3 6 11 27 CAN 30 7 8 23 29 92
Penalty	19:13	19:43	ITA	2 min.	3	ROSA G	- Tripping
<b>Goal</b>	<b>19:43</b>	<b>0 : 4</b>	<b>CAN</b>	<b>PP1</b>	<b>4</b>	<b>DUNN J</b>	(1) 23 HICKEY L On Ice ITA 82 11 18 26 62 CAN 30 4 8 19 23 92 *
<b>Goal</b>	<b>20:10</b>	<b>0 : 5</b>	<b>CAN</b>	<b>EQ</b>	<b>8</b>	<b>McGREGOR T</b>	(5) On Ice ITA 82 2 6 10 25 27 CAN 30 8 19 23 61 92
Penalty	21:33	23:33	CAN	2 min.	7	LAVIN Z	- Charging
<b>Goal</b>	<b>24:09</b>	<b>0 : 6</b>	<b>CAN</b>	<b>EQ</b>	<b>8</b>	<b>McGREGOR T</b>	(6) 23 HICKEY L On Ice ITA 82 3 10 11 18 62 7 LAVIN Z CAN 30 5 7 8 23 92
Penalty	26:04	27:01	ITA	2 min.	4	REMOTTI MARNINI M	- Teeing
<b>Goal</b>	<b>27:01</b>	<b>0 : 7</b>	<b>CAN</b>	<b>PP1</b>	<b>23</b>	<b>HICKEY L</b>	(5) 19 COZZOLINO D On Ice ITA 82 11 18 26 62 CAN 30 4 8 19 23 92 *
Penalty	29:24	30:21	ITA	2 min.	26	ANTOCHI E	- Teeing

## 3rd Period

Action	Time	ET/Res	Team	Type	No.	Name	(G) Name of Assistant(s) / Action Description
GK	30:00		ITA		1	STILLITANO S	- Goalkeeper in
<b>Goal</b>	<b>30:21</b>	<b>0 : 8</b>	<b>CAN</b>	<b>PP1</b>	<b>8</b>	<b>McGREGOR T</b>	(7) 92 HALBERT A On Ice ITA 1 2 3 18 62 19 COZZOLINO D CAN 30 4 8 19 23 92 *
Penalty	31:57	33:57	ITA	2 min.	6	CAVALIERE GL	- Teeing
<b>Goal</b>	<b>32:43</b>	<b>0 : 9</b>	<b>CAN</b>	<b>EQ</b>	<b>9</b>	<b>SMITH C</b>	(2) 61 ARMSTRONG R On Ice ITA 1 10 11 18 26 26 JACOBS-WEBB A CAN 30 9 11 26 29 61
<b>Goal</b>	<b>38:25</b>	<b>0 : 10</b>	<b>CAN</b>	<b>EQ</b>	<b>7</b>	<b>LAVIN Z</b>	(1) 5 HENRY T On Ice ITA 1 10 11 18 26 27 11 DIXON A CAN 30 5 7 9 11 13
Penalty	43:29	45:00	CAN	2 min.	13	BOILY V	- Interference
GK	45:00		ITA				1 STILLITANO S - Goalkeeper out
GK	45:00		CAN				30 WATSON C - Goalkeeper out

## Goalkeeper Records

Team : ITA - Italy

No.	Name	SOG	SVS	MIP
82	KASSLATTER Julian	25	18	30:00
1	STILLITANO Santino	7	4	15:00

Team : CAN - Canada

No.	Name	SOG	SVS	MIP
30	WATSON Corbin	2	2	45:00
54	KINGSMILL Adam			





SUN 5 MAY 2024

Start Time 17:00

End Time 19:00

Mixed

Preliminary Round - Group B, Game 7



## Game Statistics

Team : ITA (Blue)

Head Coach : BIANCHI Mirko

No.	Pos.	Name	Gen	G	A	PTS	PIM	Shots on Goal				+/-
								1	2	3	TS	
2	D	ENDERLE Alex	M	0	0	0	0	0	0	0	0	-3
3	F	ROSA Gianluigi (BP)	M	0	0	0	4	0	0	1	1	-3
4	F	REMOTTI MARNINI Matteo	M	0	0	0	2	0	0	0	0	0
6	D	CAVALIERE Gian Luca +C	M	0	0	0	2	0	0	0	0	-3
62	F	DEPAOLI Christoph +A	M	0	0	0	0	0	0	0	0	-1
10	F	KAFMANN Stephan	M	0	0	0	0	0	0	0	0	-5
11	F	LARCH Nils	M	0	0	0	0	0	0	0	0	-4
18	D	MACRI Andrea +A	M	0	0	0	2	1	0	0	1	-3
26	D	ANTOCHI Eusebiu	M	0	0	0	2	0	0	0	0	-2
27	F	ANDREONI Alessandro	M	0	0	0	0	0	0	0	0	-4
25	F	TORELLA Francesco	M	0	0	0	0	0	0	0	0	-1
77	F	LANZA Gabriele	M	0	0	0	0	0	0	0	0	0
1	GK	STILLITANO Santino	M	0	0	0	0	0	0	0	0	
82	GK	KASSLATTER Julian	M	0	0	0	0	0	0	0	0	
<b>Total</b>				<b>0</b>	<b>0</b>	<b>0</b>	<b>12</b>	<b>1</b>	<b>0</b>	<b>1</b>	<b>2</b>	

Team : CAN (White)

Head Coach : HERRINGTON Russ

No.	Pos.	Name	Gen	G	A	PTS	PIM	Shots on Goal				+/-
								1	2	3	TS	
4	F	DUNN James +A	M	1	0	1	0	0	1	0	1	0
5	D	HENRY Tyrone +A	M	0	1	1	0	0	0	0	0	+3
7	D	LAVIN Zach	M	1	2	3	2	1	1	1	3	+4
26	F	JACOBS-WEBB Anton	M	0	1	1	0	0	2	1	3	+1
29	D	KOVACEVICH Micah	M	0	0	0	0	1	0	0	1	+2
9	F	SMITH Corbyn	M	1	0	1	0	1	1	1	3	+2
11	F	DIXON Adam	M	0	1	1	0	1	0	2	3	+2
13	F	BOILY Vincent	M	0	0	0	2	0	0	0	0	+1
61	D	ARMSTRONG Rob	M	0	1	1	0	1	0	0	1	+2
92	D	HALBERT Auren	M	0	1	1	0	2	0	0	2	+3
8	F	McGREGOR Tyler +C	M	4	1	5	0	5	3	1	9	+4
19	F	COZZOLINO Dominic	M	1	3	4	0	1	0	1	2	+2
23	D	HICKEY Liam +A (BP)	M	2	4	6	0	1	3	0	4	+4
30	GK	WATSON Corbin	M	0	0	0	0	0	0	0	0	
54	GK	KINGSMILL Adam	M	0	0	0	0	0	0	0	0	
<b>Total</b>				<b>10</b>	<b>15</b>	<b>25</b>	<b>4</b>	<b>14</b>	<b>11</b>	<b>7</b>	<b>32</b>	

## Legend:

<b>(G)</b> Goals in tournament	<b>*</b> does not count for Plus/minus	<b>+/-</b> Plus/minus net	<b>+A</b> Assistant Captain
<b>+C</b> Captain	<b>A</b> Assists	<b>D</b> Defence	<b>EQ</b> Equal strength
<b>ET/Res</b> Penalty end time/Result of game	<b>F</b> Forward	<b>G</b> Goals	<b>Gen</b> Gender
<b>GK</b> Goalkeeper	<b>M</b> Male	<b>MIP</b> Minutes in play (GK)	<b>No.</b> Jersey number
<b>PIM</b> Penalties in minutes	<b>Pos.</b> Position	<b>PP1</b> Power play - 1 player	<b>PPG</b> Power play goals
<b>PTS</b> Points	<b>SHG</b> Shorthanded goals	<b>SOG</b> Shots on goal	<b>SVS</b> Saves
<b>TPP</b> Time on power play	<b>TS</b> Total shots		



SUN 5 MAY 2024  
Start Time 17:00

Preliminary Round - Group B, Game 7



### Shot Chart ITA - CAN

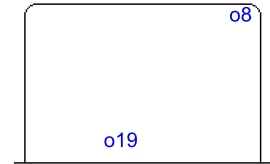


Period: 1

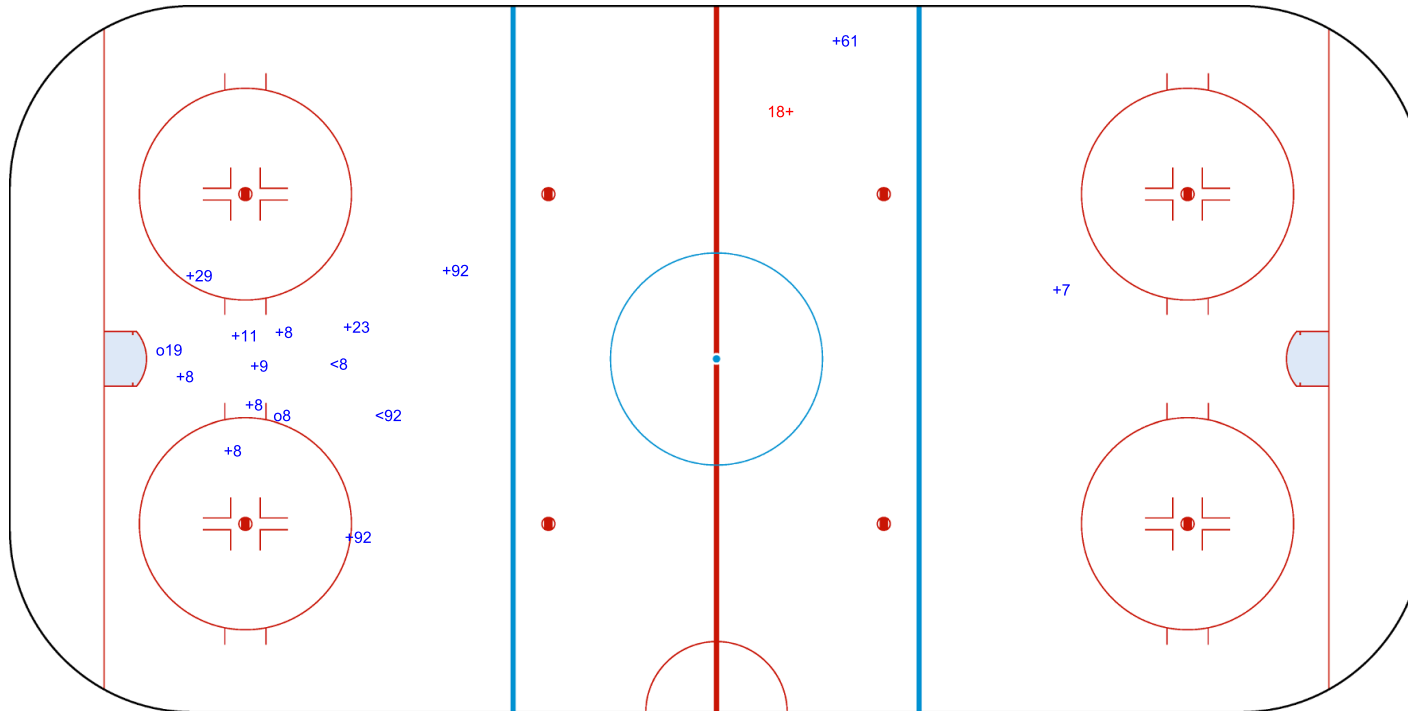


Shots by CAN  
Goals (o): 2    SSG (+): 12  
SSP (<): 2    SPG (-): 0

Shots by ITA  
Goals (o): 0    SSG (+): 1  
SSP (>): 0    SPG (-): 0



GK 82 of ITA



GK 30 of CAN



SUN 5 MAY 2024  
Start Time 17:00

Preliminary Round - Group B, Game 7



Mixed

Shots by ITA

Goals (o): 0

SSP (<): 0

SSG (+): 0

SPG (-): 0



GK 30 of CAN



Period: 2



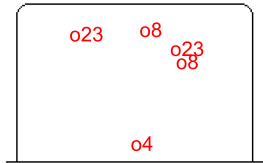
Shots by CAN

Goals (o): 5

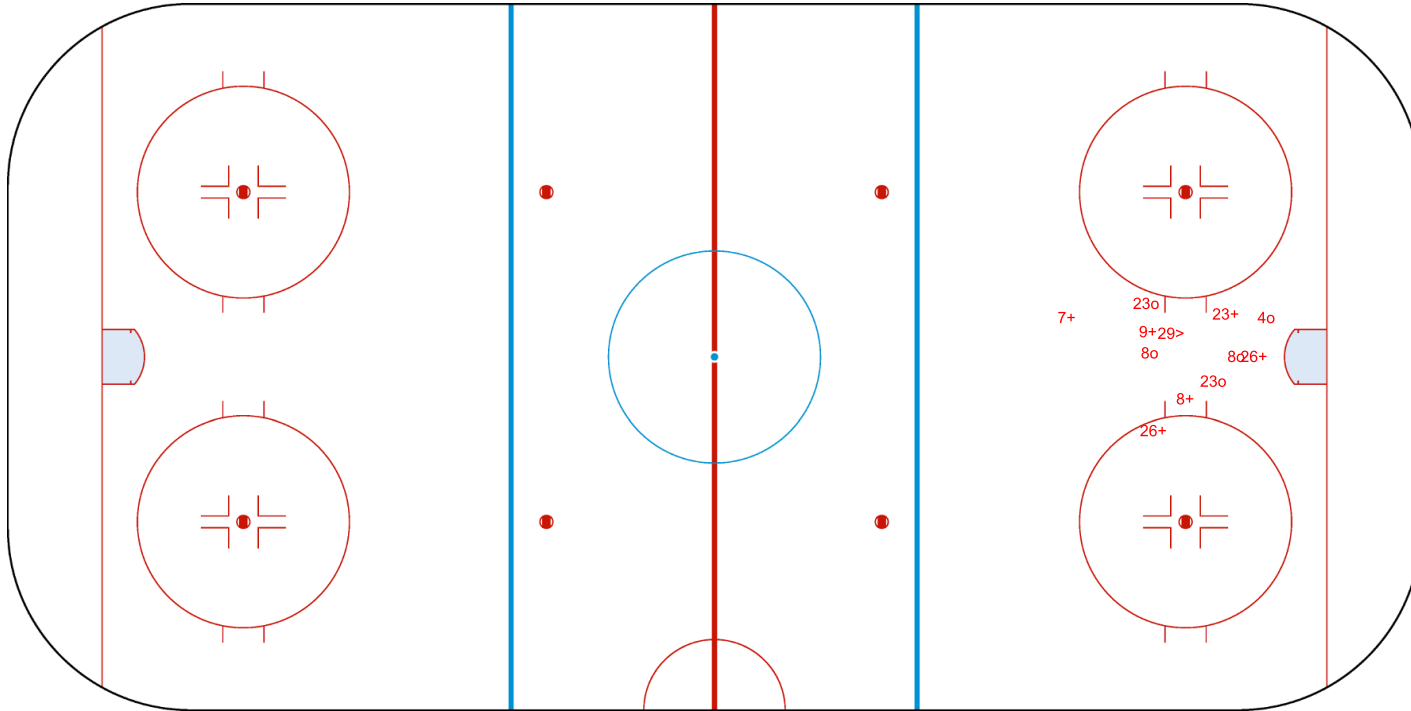
SSP (>): 1

SSG (+): 6

SPG (-): 0



GK 82 of ITA





SUN 5 MAY 2024  
Start Time 17:00

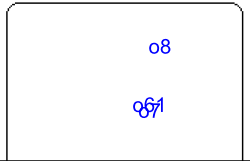
Preliminary Round - Group B, Game 7



Mixed

Shots by CAN

Goals (o): 3    SSG (+): 4  
SSP (<): 4    SPG (-): 0



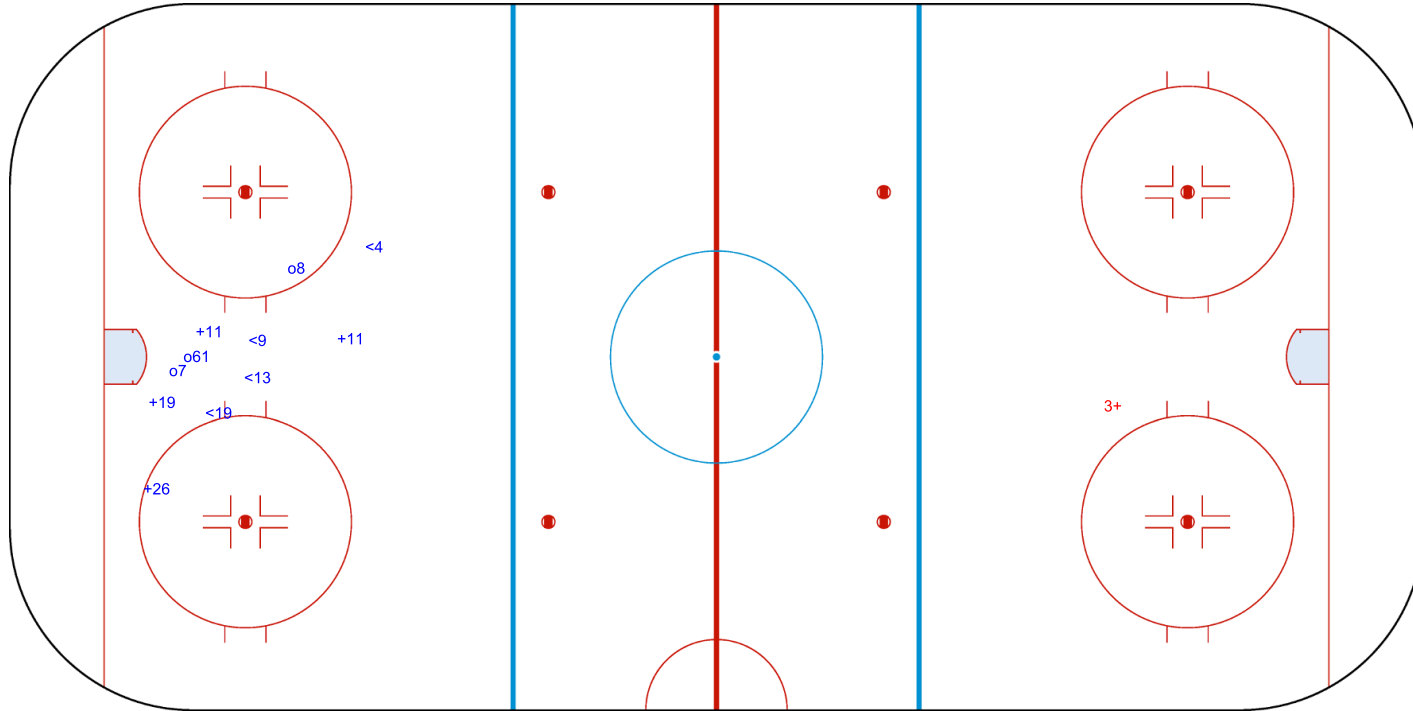
GK 1 of ITA



GK 82 of ITA




Period: 3



Shots by ITA

Goals (o): 0    SSG (+): 1  
SSP (>): 0    SPG (-): 0



GK 30 of CAN

<b>Legend:</b>					
<b>GK</b>	Goalkeeper	<b>SPG</b>	Shots past goal	<b>SSG</b>	Shots saved by goalkeeper
				<b>SSP</b>	Shots saved by player



Face-off Chart  
ITA - CAN

PERIOD 1

ITA	CAN	ITA	CAN	ITA	CAN	
Def. zone	Att. zone	Neutral zone		Att. zone	Def. zone	
+ 11	- 19	- 3	+ 26	- 11	+ 11	
+ 3	- 11	+ 11	- 11			
- 3	+ 11	- 27	+ 11			
- 11	+ 26					
- 3	+ 19					
- 3	+ 19					
- 3	+ 26					
- 11	+ 19					
- 11	+ 19					
- 11	+ 19					
- 27	+ 11					
- 62	+ 11					
- 26	+ 26					
- 11	+ 19					
+ 11	- 19					
- 62	+ 19					
+ 11	- 19					
+ 27	- 11					
- 3	+ 26					
- 3	+ 11					
- 3	+ 19					
- 3	+ 19					
<b>Total wins / period</b>	<b>5 / 23%</b>	<b>17 / 77%</b>	<b>1 / 33%</b>	<b>2 / 67%</b>	<b>0 / 0%</b>	<b>1 / 100%</b>

Total wins  
all zones

ITA	CAN
6 / 23%	20 / 77%

PERIOD 2

ITA	CAN	ITA	CAN	ITA	CAN	
Def. zone	Att. zone	Neutral zone		Att. zone	Def. zone	
- 11	+ 11	- 3	+ 26	- 11	+ 11	
+ 3	- 11	+ 11	- 19			
+ 11	- 19	- 27	+ 19			
- 62	+ 19	- 3	+ 26			
- 3	+ 26	- 27	+ 11			
+ 11	- 19	+ 3	- 26			
- 11	+ 19					
- 3	+ 26					
+ 3	- 4					
- 11	+ 11					
- 3	+ 19					
<b>Total wins / period</b>	<b>4 / 36%</b>	<b>7 / 64%</b>	<b>2 / 33%</b>	<b>4 / 67%</b>	<b>0 / 0%</b>	<b>1 / 100%</b>

Total wins  
all zones

ITA	CAN
6 / 33%	12 / 67%

PERIOD 3

Total wins / period

ITA	CAN	ITA	CAN	ITA	CAN
Def. zone	Att. zone	Neutral zone		Att. zone	Def. zone
- 11	+ 26	- 62	+ 19	+ 3	- 11
+ 11	- 26	+ 62	- 11	+ 11	- 26
- 11	+ 19	+ 62	- 19		
- 62	+ 19	+ 11	- 11		
<b>Total wins / period</b>	<b>8 / 53%</b>	<b>7 / 47%</b>			

Total wins  
all zones

ITA	CAN
8 / 53%	7 / 47%



**SUN 5 MAY 2024**  
Start Time 17:00

**Preliminary Round - Group B, Game 7**



- 11	+ 11				
+ 62	- 11				
+ 62	- 26				
- 62	+ 19				
- 11	+ 11				
3 / 33%	6 / 67%	3 / 75%	1 / 25%	2 / 100%	0 / 0%

**TOTAL**

Total wins / game	ITA	CAN	ITA	CAN	ITA	CAN	Total wins all zones	
	Def. zone	Att. zone	Neutral zone		Att. zone	Def. zone	ITA	CAN
	12 / 29%	30 / 71%	6 / 46%	7 / 54%	2 / 50%	2 / 50%	20 / 34%	39 / 66%

**HEAD TO HEAD**

	No.	CAN				Tot	wins ITA	Dz	Nz	Az
		4	11	19	26					
ITA	3	1 - 0	3 - 2	0 - 5	1 - 7	19	5 26%	3 21%	1 25%	1 100%
	11		2 - 6	6 - 6	2 - 2	24	10 42%	6 33%	3 100%	1 33%
	26				0 - 1	1	0 0%	0 0%		
	27		1 - 3	0 - 1		5	1 20%	1 50%	0 0%	
	62		2 - 1	1 - 5	1 - 0	10	4 40%	2 29%	2 67%	
	<b>Tot</b>	1	20	24	14	59	20 34%	12 29%	6 46%	2 50%
<b>wins CAN</b>	0 0%	12 60%	17 71%	10 71%	39 66%					
<b>Dz</b>		2 67%		0 0%	2 50%					
<b>Nz</b>		2 40%	2 50%	3 75%	7 54%					
<b>Az</b>	0 0%	8 67%	15 75%	7 78%	30 71%					

**Legend:**  
**Az** Attacking zone    **Dz** Defending zone    **No.** Jersey number    **Nz** Neutral zone    **Tot.** Total face-offs played



SUN 5 MAY 2024

Start Time 20:30

Mixed

Preliminary Round - Group B, Game 8



## Game Roster

## CZE - JPN

## Referee

JOHANSSON Niklas (SWE)

## Linesmen

DAUPHINEE Dylan (CAN) , HUS Igor (SVK)

## Goalkeepers

Team: CZE

No.	Name	Gen	GP	MIP	GA	SVS	SOG	SVS%	GAA
1	KUDELA Martin	M	1	45:00	1	4	5	80.00	1.00
6	VAPENKA Michal	M	1	00:00	0	0	0	0.00	0.00

## Team Roster

Team: CZE (Red)

No.	Pos.	Name	Gen	GP	G	A	PTS	PIM	+/-
1	GK	KUDELA Martin	M	1	0	0	0	0	
6	GK	VAPENKA Michal	M	1	0	0	0	0	
11	D	WAGNER Karel	M	1	0	0	0	0	0
12	F	ZIZLAVSKY Martin	M	1	0	1	1	0	+3
15	D	ZELINKA Radek	M	1	0	1	1	0	+2
18	F	NOVOTNY Miroslav	M	1	0	0	0	0	0
19	F	OHAR Alex	M	1	1	0	1	0	+2
27	D	VRUBEL David	M	0	0	0	0	0	0
29	D	KUBES Pavel	M	1	0	1	1	0	+1
33	F	HECKO Vaclav	M	1	1	0	1	2	+2
55	F	VESELY Filip	M	1	1	0	1	2	+3
67	D	DOLEZAL Pavel	M	1	1	0	1	0	+2
74	F	GEIER Michal	M	1	0	0	0	0	+2
77	F	PALAT David	M	1	0	0	0	0	+2
80	F	KAPKO Lukas	M	0	0	0	0	0	0
82	F	HABL Zdenek	M	1	0	1	1	0	+1
92	F	SEDLACEK Patrik	M	1	0	0	0	0	0

Head Coach: NOVOTNY Jakub

Team: JPN

No.	Name	Gen	GP	MIP	GA	SVS	SOG	SVS%	GAA
19	HORIE Wataru	M	1	30:00	18	22	40	55.00	27.00
38	OKABE Manabu	M	1	15:00	1	8	9	88.89	3.00

Team: JPN (White)

No.	Pos.	Name	Gen	GP	G	A	PTS	PIM	+/-
1	F	KANEKO Mikio	M	1	0	0	0	0	-1
5	F	NIITSU Kazuyoshi	M	1	0	0	0	0	-8
8	D	ISHIKAWA Yudai	M	1	0	0	0	0	-8
9	F	MICHITATSU Gaku	M	0	0	0	0	0	0
10	F	ITO Itsuki	M	1	0	0	0	0	-10
11	D	NASU Norihiko	M	1	0	0	0	0	-5
17	F	MORISAKI Amu	M	1	0	0	0	2	-7
19	GK	HORIE Wataru	M	1	0	0	0	0	
23	F	UKAI Shosei	M	1	0	0	0	0	-5
24	D	SUDO Satoru	M	1	0	0	0	0	-9
25	D	MISAWA Eiji	M	1	0	0	0	0	-12
32	F	UEHARA Daisuke	M	1	0	0	0	0	-10
38	GK	OKABE Manabu	M	1	0	0	0	0	
40	F	SHIOYA Yoshihiro	M	1	0	0	0	0	0
58	F	NAKAMURA Shunsuke	M	1	0	0	0	0	-1
96	F	KUMAGAI Masaharu	M	1	0	0	0	2	-9

Head Coach: NAKAKITA Kojin

## Legend:

<b>+/-</b>	Plus/minus net	<b>A</b>	Assists	<b>D</b>	Defence	<b>F</b>	Forward
<b>G</b>	Goals	<b>GA</b>	Goals against	<b>GAA</b>	Goals against as average per 45 minutes	<b>Gen</b>	Gender
<b>GK</b>	Goalkeeper	<b>GP</b>	Games played	<b>M</b>	Male	<b>MIP</b>	Minutes and seconds played
<b>No.</b>	Jersey number	<b>PIM</b>	Penalties in minutes	<b>Pos.</b>	Position	<b>PTS</b>	Points
<b>SOG</b>	Shots on goal	<b>SVS</b>	Saves	<b>SVS%</b>	Saves in percentage		



SUN 5 MAY 2024

Start Time 20:30

Mixed

Preliminary Round - Group B, Game 8



## Line-ups

## CZE - JPN

## Referee

JOHANSSON Niklas (SWE)

## Linesmen

DAUPHINEE Dylan (CAN) , HUS Igor (SVK)

## Goalkeepers

Team: CZE

No.	Name	Gen
1	KUDELA Martin	M
6	VAPENKA Michal	M

## Team Line-ups

Team: CZE (Red)

No.	Pos.	Name	Gen
15	D	ZELINKA Radek +C	M
67	D	DOLEZAL Pavel	M
12	F	ZIZLAVSKY Martin	M
33	F	HECKO Vaclav +A	M
55	F	VESELY Filip	M
29	D	KUBES Pavel	M
19	F	OHAR Alex	M
74	F	GEIER Michal	M
77	F	PALAT David	M
82	F	HABL Zdenek	M
11	D	WAGNER Karel	M
18	F	NOVOTNY Miroslav +A	M
92	F	SEDLACEK Patrik	M

Head Coach: NOVOTNY Jakub

## NOT DRESSED:

27	D	VRUBEL David	M
80	F	KAPKO Lukas	M

Team: JPN

No.	Name	Gen
19	HORIE Wataru	M
38	OKABE Manabu	M

Team: JPN (White)

No.	Pos.	Name	Gen
11	D	NASU Norihiko	M
24	D	SUDO Satoru	M
10	F	ITO Itsuki	M
32	F	UEHARA Daisuke	M
96	F	KUMAGAI Masaharu +C	M
8	D	ISHIKAWA Yudai	M
25	D	MISAWA Eiji +A	M
5	F	NIITSU Kazuyoshi +A	M
17	F	MORISAKI Amu	M
23	F	UKAI Shosei	M
1	F	KANEKO Mikio	M
40	F	SHIOYA Yoshihiro	M
58	F	NAKAMURA Shunsuke	M

Head Coach: NAKAKITA Kojin

## NOT DRESSED:

9	F	MICHITATSU Gaku	M
---	---	-----------------	---

## Legend:

<b>+A</b>	Assistant Captain	<b>+C</b>	Captain	<b>D</b>	Defence	<b>F</b>	Forward
<b>Gen</b>	Gender	<b>M</b>	Male	<b>No.</b>	Jersey number	<b>Pos.</b>	Position





SUN 5 MAY 2024  
Start Time 20:30

Preliminary Round - Group B, Game 8



## Graphical Line-ups

### CZE - JPN

**Referee**  
JOHANSSON Niklas (SWE)

**Linesmen**  
DAUPHINEE Dylan (CAN) , HUS Igor (SVK)

**Team:** CZE - Czechia (Red)

**Head Coach:** NOVOTNY Jakub

S1 1 KUDELA Martin		
6 VAPENKA Michal		
S2 15 ZELINKA Radek +C	S3 67 DOLEZAL Pavel	
S6 55 VESELY Filip	S4 12 ZIZLAVSKY Martin	S5 33 HECKO Vaclav +A
19 OHAR Alex		29 KUBES Pavel
74 GEIER Michal	82 HABL Zdenek	77 PALAT David
18 NOVOTNY Miroslav +A	92 SEDLACEK Patrik	11 WAGNER Karel

**Team:** JPN - Japan (White)

**Head Coach:** NAKAKITA Kojin

S1 19 HORIE Wataru		
38 OKABE Manabu		
S2 11 NASU Norihiko	S3 24 SUDO Satoru	
S4 10 ITO Itsuki	S5 32 UEHARA Daisuke	S6 96 KUMAGAI Masaharu +C
25 MISAWA Eiji +A		8 ISHIKAWA Yudai
5 NIITSU Kazuyoshi +A	17 MORISAKI Amu	23 UKAI Shosei
1 KANEKO Mikio	40 SHIOYA Yoshihiro	58 NAKAMURA Shunsuke

**Legend:**

**+A** Assistant Captain

**+C** Captain

**Sn** Starting position



SUN 5 MAY 2024

Start Time 20:30

End Time 22:21

Preliminary Round - Group B, Game 8

Mixed



## Game Summary

CZE - JPN 5 - 0 (3 - 0 , 1 - 0 , 1 - 0)

Spectators	Referee	Linesmen
62	JOHANSSON Niklas (SWE)	DAUPHINEE Dylan (CAN) , HUS Igor (SVK)

## Team Statistics

Period	Score	SVS	SOG	PIM	TPP	PPG	SHG
1	3 : 0	1 : 7	10 : 1	2 : 4	01:19 : 02:00	2 : 0	0 : 0
2	1 : 0	4 : 4	5 : 4	4 : 2	02:00 : 03:00	0 : 0	0 : 0
3	1 : 0	3 : 3	4 : 3	4 : 0	00:00 : 04:00	0 : 0	0 : 0
<b>Total</b>	<b>5 : 0</b>	<b>8 : 14</b>	<b>19 : 8</b>	<b>10 : 6</b>	<b>03:19 : 09:00</b>	<b>2 : 0</b>	<b>0 : 0</b>

## 1st Period

Action	Time	ET/Res	Team	Type	No.	Name	(G) Name of Assistant(s) / Action Description
GK	00:00		JPN		19	HORIE W	- Goalkeeper in
GK	00:00		CZE		1	KUDELA M	- Goalkeeper in
<b>Goal</b>	<b>03:01</b>	<b>1 : 0</b>	<b>CZE</b>	<b>EQ</b>	<b>12</b>	<b>ZIZLAVSKY M</b>	(1) 67 DOLEZAL P On Ice CZE 1 12 15 33 55 67 55 VESELY F JPN 19 10 17 23 24 25
Penalty	04:25	04:46	JPN	2 min.	10	ITO I	- Teeing
<b>Goal</b>	<b>04:46</b>	<b>2 : 0</b>	<b>CZE</b>	<b>PP1</b>	<b>55</b>	<b>VESELY F</b>	(2) 33 HECKO V On Ice CZE 1 12 15 33 55 67 12 ZIZLAVSKY M JPN 19 5 8 25 96 *
Penalty	08:12	09:10	JPN	2 min.	24	SUDO S	- Teeing
<b>Goal</b>	<b>09:10</b>	<b>3 : 0</b>	<b>CZE</b>	<b>PP1</b>	<b>33</b>	<b>HECKO V</b>	(2) 15 ZELINKA R On Ice CZE 1 12 15 33 55 67 JPN 19 8 10 25 32 *
Penalty	11:44	13:44	CZE	2 min.	82	HABL Z	- Interference

## 2nd Period

Action	Time	ET/Res	Team	Type	No.	Name	(G) Name of Assistant(s) / Action Description
Penalty	16:52	18:52	CZE	2 min.	18	NOVOTNY M	- Boarding
Penalty	17:52	19:52	CZE	2 min.	-	-	- Too Many Players / Served by: 92 SEDLACEK P
<b>Goal</b>	<b>20:32</b>	<b>4 : 0</b>	<b>CZE</b>	<b>EQ</b>	<b>82</b>	<b>HABL Z</b>	(1) 15 ZELINKA R On Ice CZE 1 15 18 67 74 82 67 DOLEZAL P JPN 19 5 8 10 32 96
Penalty	25:18	27:18	JPN	2 min.	96	KUMAGAI M	- Teeing

## 3rd Period

Action	Time	ET/Res	Team	Type	No.	Name	(G) Name of Assistant(s) / Action Description
Penalty	34:37	36:37	CZE	2 min.	15	ZELINKA R	- Interference
<b>Goal</b>	<b>37:50</b>	<b>5 : 0</b>	<b>CZE</b>	<b>EQ</b>	<b>55</b>	<b>VESELY F</b>	(3) 29 KUBES P On Ice CZE 1 12 19 29 33 55 JPN 19 5 10 24 32 96
Penalty	39:13	41:13	CZE	2 min.	-	-	- Too Many Players / Served by: 12 ZIZLAVSKY M
GK	45:00		CZE				1 KUDELA M - Goalkeeper out
GK	45:00		JPN				19 HORIE W - Goalkeeper out

## Goalkeeper Records

Team : CZE - Czechia

No.	Name	SOG	SVS	MIP
1	KUDELA Martin	8	8	45:00
6	VAPENKA Michal			

Team : JPN - Japan

No.	Name	SOG	SVS	MIP
19	HORIE Wataru	19	14	45:00
38	OKABE Manabu			

## Game Statistics

Team : CZE (Red)

Head Coach : NOVOTNY Jakub

No.	Pos.	Name	Gen	G	A	PTS	PIM	Shots on Goal				+/-
								1	2	3	TS	
12	F	ZIZLAVSKY Martin	M	1	1	2	0	1	0	0	1	+2
15	D	ZELINKA Radek +C	M	0	2	2	2	0	0	0	0	+2
33	F	HECKO Vaclav +A (BP)	M	1	1	2	0	2	0	0	2	+2
55	F	VESELY Filip	M	2	1	3	0	2	0	2	4	+2
67	D	DOLEZAL Pavel	M	0	2	2	0	0	0	0	0	+2
19	F	OHAR Alex	M	0	0	0	0	0	0	1	1	+1



SUN 5 MAY 2024

Start Time 20:30

End Time 22:21

Preliminary Round - Group B, Game 8



Head Coach : NOVOTNY Jakub

No.	Pos.	Name	Gen	G	A	PTS	PIM	Shots on Goal				+/-
								1	2	3	TS	
29	D	KUBES Pavel	M	0	1	1	0	0	0	1	1	+1
74	F	GEIER Michal	M	0	0	0	0	2	1	0	3	+1
77	F	PALAT David	M	0	0	0	0	1	0	0	1	0
82	F	HABL Zdenek	M	1	0	1	2	2	2	0	4	+1
11	D	WAGNER Karel	M	0	0	0	0	0	0	0	0	0
18	F	NOVOTNY Miroslav +A	M	0	0	0	2	0	1	0	1	+1
92	F	SEDLACEK Patrik	M	0	0	0	0	0	1	0	1	0
1	GK	KUDELA Martin	M	0	0	0	0	0	0	0	0	
6	GK	VAPENKA Michal	M	0	0	0	0	0	0	0	0	
<b>Total</b>				<b>5</b>	<b>8</b>	<b>13</b>	<b>6</b>	<b>10</b>	<b>5</b>	<b>4</b>	<b>19</b>	

Team : JPN (White)

Head Coach : NAKAKITA Kojin

No.	Pos.	Name	Gen	G	A	PTS	PIM	Shots on Goal				+/-
								1	2	3	TS	
10	F	ITO Itsuki	M	0	0	0	2	0	2	1	3	-3
11	D	NASU Norihiko	M	0	0	0	0	0	0	0	0	0
24	D	SUDO Satoru	M	0	0	0	2	0	0	0	0	-2
32	F	UEHARA Daisuke	M	0	0	0	0	0	1	1	2	-2
96	F	KUMAGAI Masaharu +C	M	0	0	0	2	1	0	1	2	-2
5	F	NIITSU Kazuyoshi +A	M	0	0	0	0	0	0	0	0	-2
8	D	ISHIKAWA Yudai	M	0	0	0	0	0	0	0	0	-1
17	F	MORISAKI Amu	M	0	0	0	0	0	0	0	0	-1
23	F	UKAI Shosei (BP)	M	0	0	0	0	0	1	0	1	-1
25	D	MISAWA Eiji +A	M	0	0	0	0	0	0	0	0	-1
1	F	KANEKO Mikio	M	0	0	0	0	0	0	0	0	0
40	F	SHIOYA Yoshihiro	M	0	0	0	0	0	0	0	0	0
58	F	NAKAMURA Shunsuke	M	0	0	0	0	0	0	0	0	0
19	GK	HORIE Wataru	M	0	0	0	0	0	0	0	0	
38	GK	OKABE Manabu	M	0	0	0	0	0	0	0	0	
<b>Total</b>				<b>0</b>	<b>0</b>	<b>0</b>	<b>6</b>	<b>1</b>	<b>4</b>	<b>3</b>	<b>8</b>	

## Legend:

<b>(G)</b>	Goals in tournament	*	does not count for Plus/minus	<b>+/-</b>	Plus/minus net	<b>+A</b>	Assistant Captain
<b>+C</b>	Captain	<b>A</b>	Assists	<b>D</b>	Defence	<b>EQ</b>	Equal strength
<b>ET/Res</b>	Penalty end time/Result of game	<b>F</b>	Forward	<b>G</b>	Goals	<b>Gen</b>	Gender
<b>GK</b>	Goalkeeper	<b>M</b>	Male	<b>MIP</b>	Minutes in play (GK)	<b>No.</b>	Jersey number
<b>PIM</b>	Penalties in minutes	<b>Pos.</b>	Position	<b>PP1</b>	Power play - 1 player	<b>PPG</b>	Power play goals
<b>PTS</b>	Points	<b>SHG</b>	Shorthanded goals	<b>SOG</b>	Shots on goal	<b>SVS</b>	Saves
<b>TPP</b>	Time on power play	<b>TS</b>	Total shots				



SUN 5 MAY 2024  
Start Time 20:30

Mixed

Preliminary Round - Group B, Game 8



### Shot Chart CZE - JPN

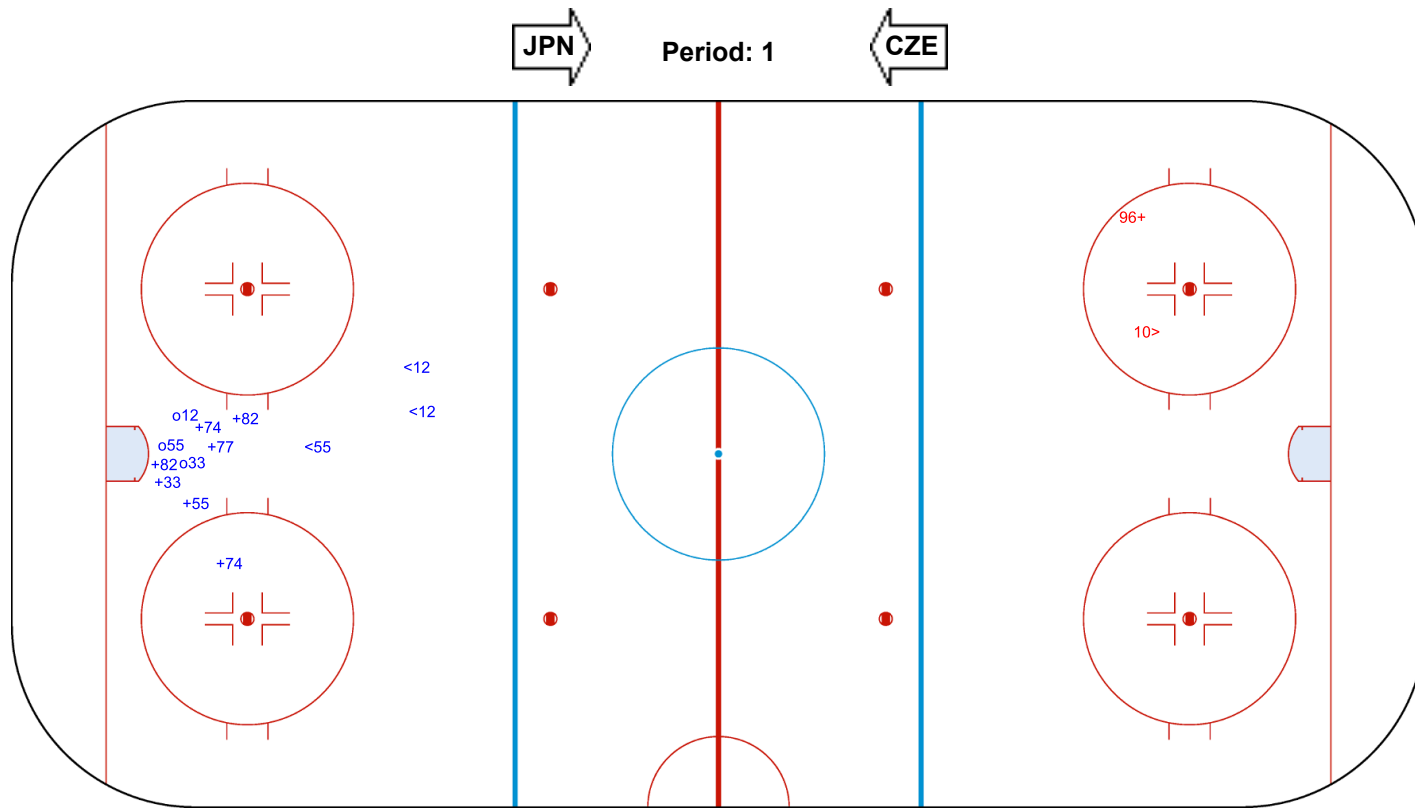
Shots by CZE  
Goals (o): 3    SSG (+): 7  
SSP (<): 3    SPG (-): 0

Shots by JPN  
Goals (o): 0    SSG (+): 1  
SSP (>): 1    SPG (-): 0

o55
o12
o33

GK 19 of JPN


GK 1 of CZE





SUN 5 MAY 2024  
Start Time 20:30

Mixed

Preliminary Round - Group B, Game 8



Shots by JPN  
Goals (o): 0  
SSP (<): 0  
SSG (+): 4  
SPG (-): 0



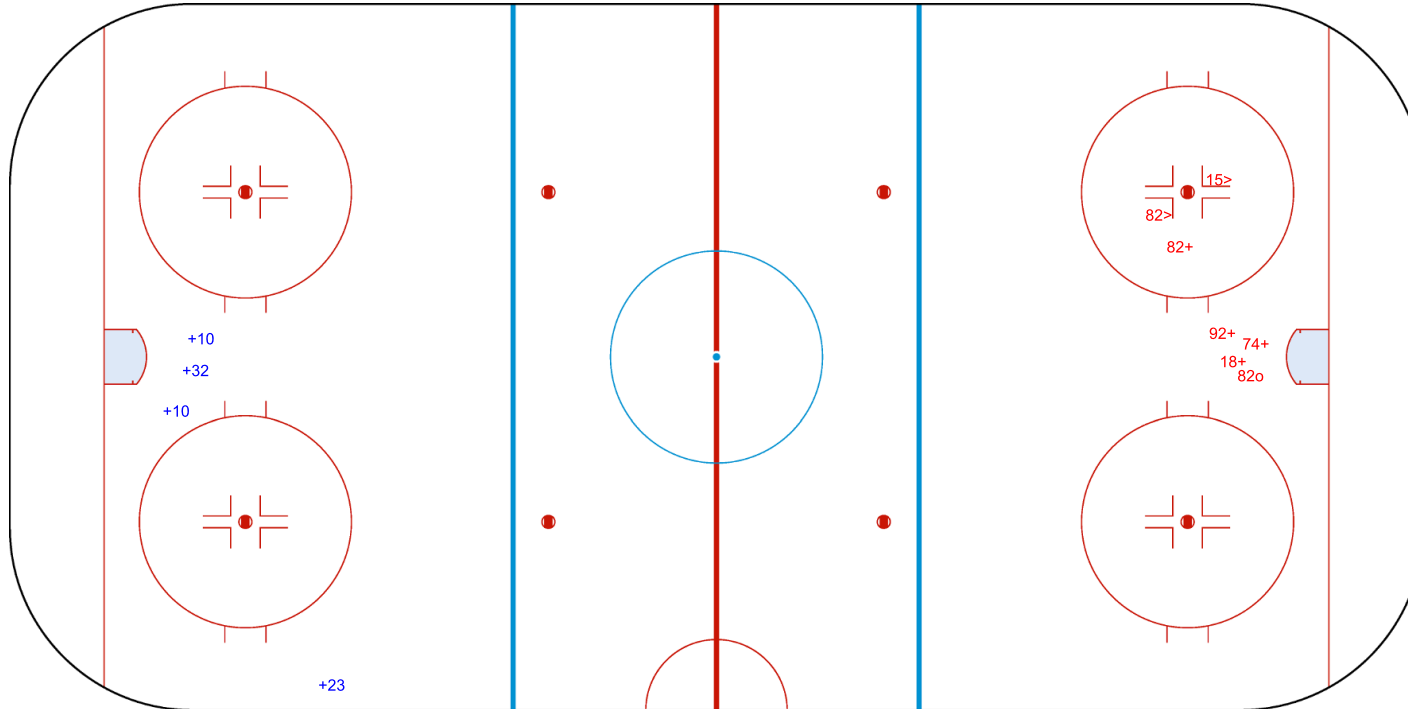
Period: 2



Shots by CZE  
Goals (o): 1  
SSP (>): 2  
SSG (+): 4  
SPG (-): 0



GK 1 of CZE



o82

GK 19 of JPN



SUN 5 MAY 2024  
Start Time 20:30

Mixed  
Preliminary Round - Group B, Game 8

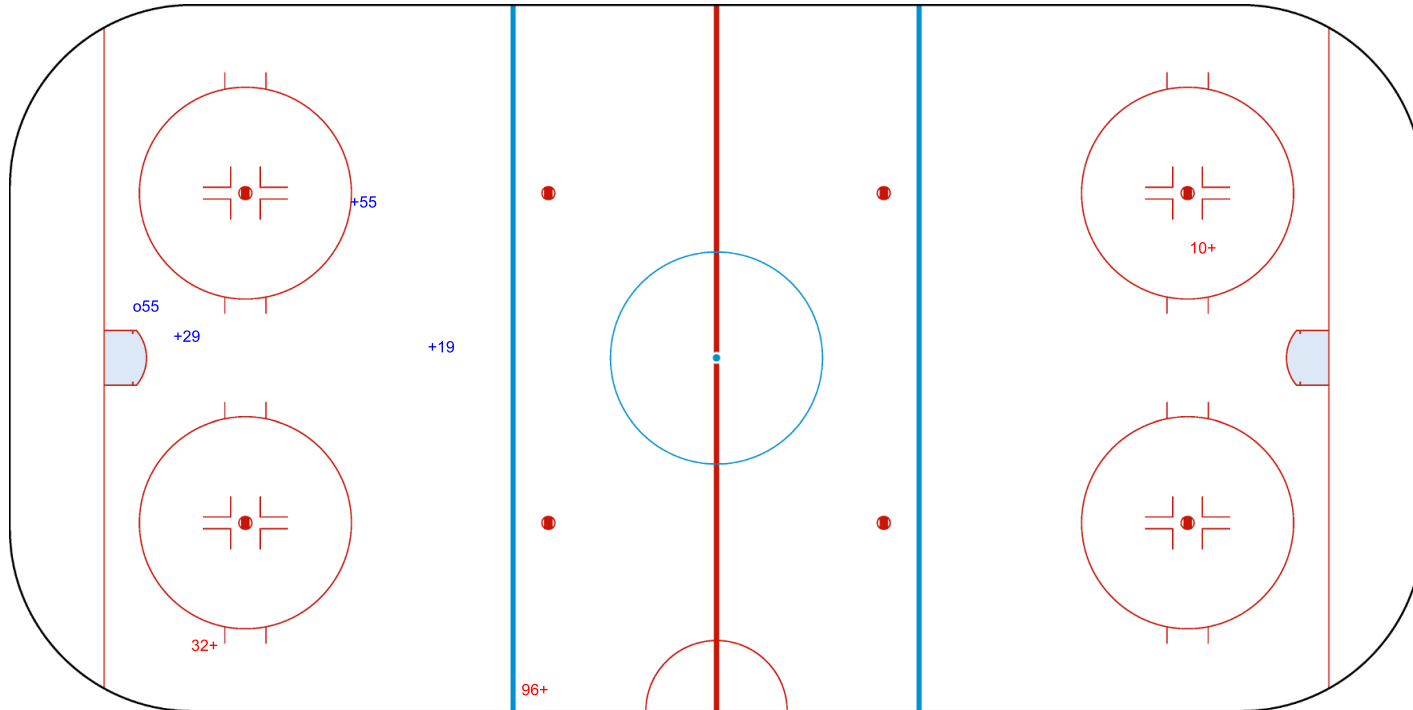


Shots by CZE  
Goals (o): 1    SSG (+): 3  
SSP (<): 0    SPG (-): 0

JPN →    Period: 3    ← CZE

Shots by JPN  
Goals (o): 0    SSG (+): 3  
SSP (>): 0    SPG (-): 0

o55  
GK 19 of JPN



GK 1 of CZE

Legend:	
<b>GK</b>	Goalkeeper
<b>SPG</b>	Shots past goal
<b>SSG</b>	Shots saved by goalkeeper
<b>SSP</b>	Shots saved by player



Face-off Chart

CZE - JPN

PERIOD 1

	CZE		JPN		CZE		JPN		CZE		JPN		Total wins all zones
	Def. zone	Att. zone	Neutral zone	Neutral zone	Att. zone	Def. zone	Att. zone	Def. zone	Att. zone	Def. zone	Att. zone	Def. zone	
	- 33	+ 10	+ 12	- 10	+ 12	- 96							
	- 55	+ 10	- 82	+ 10	- 12	+ 10							
	+ 74	- 10	+ 82	- 23	- 82	+ 10							
			- 82	+ 23	- 12	+ 10							
					+ 82	- 5							
					+ 12	- 10							
					- 82	+ 10							
					+ 12	- 23							
Total wins / period	1 / 33%	2 / 67%	2 / 50%	2 / 50%	4 / 50%	4 / 50%	7 / 47%	8 / 53%					

PERIOD 2

	CZE		JPN		CZE		JPN		CZE		JPN		Total wins all zones
	Def. zone	Att. zone	Neutral zone	Neutral zone	Att. zone	Def. zone	Att. zone	Def. zone	Att. zone	Def. zone	Att. zone	Def. zone	
	- 11	+ 23	+ 82	- 10	- 11	+ 10							
	- 82	+ 10	- 92	+ 23	- 82	+ 10							
	+ 82	- 10			+ 82	- 10							
	- 82	+ 10			- 82	+ 32							
	- 82	+ 10											
	- 82	+ 10											
	+ 92	- 23											
	+ 82	- 10											
Total wins / period	3 / 38%	5 / 62%	1 / 50%	1 / 50%	1 / 25%	3 / 75%	5 / 36%	9 / 64%					

PERIOD 3

	CZE		JPN		CZE		JPN		CZE		JPN		Total wins all zones
	Def. zone	Att. zone	Neutral zone	Neutral zone	Att. zone	Def. zone	Att. zone	Def. zone	Att. zone	Def. zone	Att. zone	Def. zone	
	+ 92	- 10	+ 92	- 10	- 92	+ 32							
	- 12	+ 10	- 82	+ 23	- 12	+ 10							
	+ 92	- 32			- 92	+ 10							
	- 55	+ 10			- 12	+ 10							
	+ 92	- 10											
	- 33	+ 10											
Total wins / period	3 / 50%	3 / 50%	1 / 50%	1 / 50%	0 / 0%	4 / 100%	4 / 33%	8 / 67%					

TOTAL

	CZE		JPN		CZE		JPN		CZE		JPN		Total wins all zones
	Def. zone	Att. zone	Neutral zone	Neutral zone	Att. zone	Def. zone	Att. zone	Def. zone	Att. zone	Def. zone	Att. zone	Def. zone	
Total wins / game	7 / 41%	10 / 59%	4 / 50%	4 / 50%	5 / 31%	11 / 69%	16 / 39%	25 / 61%					



HEAD TO HEAD

		JPN									
	No.	5	10	23	32	96	Tot	wins CZE	Dz	Nz	Az
CZE	11		0 - 1	0 - 1			2	0 0%	0 0%		0 0%
	12		2 - 5	1 - 0		1 - 0	9	4 44%	0 0%	1 100%	3 43%
	33		0 - 2				2	0 0%	0 0%		
	55		0 - 2				2	0 0%	0 0%		
	74		1 - 0				1	1 100%	1 100%		
	82	1 - 0	4 - 8	1 - 2	0 - 1		17	6 35%	2 33%	2 40%	2 33%
	92		3 - 1	1 - 1	1 - 1		8	5 63%	4 100%	1 50%	0 0%
	<b>Tot</b>	1	29	7	3	1	41	16 39%	7 41%	4 50%	5 31%
	<b>wins JPN</b>	0 0%	19 66%	4 57%	2 67%	0 0%	25 61%				
	<b>Dz</b>	0 0%	9 82%	0 0%	2 100%	0 0%	11 69%				
	<b>Nz</b>		1 25%	3 75%			4 50%				
	<b>Az</b>		9 64%	1 50%	0 0%		10 59%				

<b>Legend:</b>									
<b>Az</b>	Attacking zone	<b>Dz</b>	Defending zone	<b>No.</b>	Jersey number	<b>Nz</b>	Neutral zone	<b>Tot.</b>	Total face-offs played





TUE 7 MAY 2024

Start Time 10:00

Mixed

Preliminary Round - Group A, Game 9



## Game Roster

## SVK - KOR

## Referee

JOHANSSON Niklas (SWE)

## Linesmen

HERMANSEN OSWOLD Marius (NOR) , HUS Igor (SVK)

## Goalkeepers

Team: SVK

No.	Name	Gen	GP	MIP	GA	SVS	SOG	SVS%	GAA
18	LEPACEK Eduard	M	2	85:24	17	45	62	72.58	8.96
21	PASTUCHA Miroslav	M	2	04:36	3	0	3	0.00	29.35

## Team Roster

Team: SVK (Blue)

No.	Pos.	Name	Gen	GP	G	A	PTS	PIM	+/-
7	F	STASAK Miroslav	M	2	0	0	0	2	-14
11	F	LIGDA Marian	M	2	0	0	0	2	-12
18	GK	LEPACEK Eduard	M	2	0	0	0	0	
21	GK	PASTUCHA Miroslav	M	2	0	0	0	0	
25	F	JOPPA Martin	M	0	0	0	0	0	0
30	D	FOJTIK Erik	M	2	0	0	0	6	-15
33	D	HLINKA Michal	M	2	0	0	0	0	-9
44	F	TURIC Robert	M	2	0	0	0	0	-6
45	F	VECEREK Milos	M	2	0	0	0	2	-12
66	D	FERENCIK Slavomir	M	2	0	0	0	0	-13
98	F	KORMAN David	M	2	0	0	0	0	-14

Head Coach: HRICKO Ivan

Team: KOR

No.	Name	Gen	GP	MIP	GA	SVS	SOG	SVS%	GAA
39	CHOI Hyuk Jun	M	2	17:10	4	8	12	66.67	10.49
82	BONG Daehan	M	2	72:50	17	19	36	52.78	10.50

Team: KOR (White)

No.	Pos.	Name	Gen	GP	G	A	PTS	PIM	+/-
2	F	PARK Seok	M	2	0	0	0	0	-2
3	F	RYU Jee Hyun	M	2	0	0	0	2	-9
4	D	OH Seok	M	2	0	0	0	4	-8
8	D	CHOI Kwang Hyouk	M	2	0	0	0	0	-7
11	D	SONG Yeha	M	2	0	0	0	2	-7
12	D	KIM Young Sung	M	2	0	0	0	0	0
13	D	YU Inchul	M	2	0	0	0	2	-10
14	F	JUNG Seung Hwan	M	2	0	0	0	0	-8
20	D	JANG Dong Shin	M	2	0	0	0	2	-9
24	F	KIM Inkyum	M	2	0	0	0	0	-4
27	F	CHO Byeong Seok	M	2	0	0	0	2	-9
39	GK	CHOI Hyuk Jun	M	2	0	0	0	0	
55	F	JANG Jong Ho	M	2	0	0	0	2	-7
82	GK	BONG Daehan	M	2	0	0	0	0	

Head Coach: KIM Jung Ho

## SUSPENDED:

9	F	CHOI Si Woo	M	1	0	0	0	25	-5
---	---	-------------	---	---	---	---	---	----	----

## Legend:

<b>+/-</b>	Plus/minus net	<b>A</b>	Assists	<b>D</b>	Defence	<b>F</b>	Forward
<b>G</b>	Goals	<b>GA</b>	Goals against	<b>GAA</b>	Goals against as average per 45 minutes	<b>Gen</b>	Gender
<b>GK</b>	Goalkeeper	<b>GP</b>	Games played	<b>M</b>	Male	<b>MIP</b>	Minutes and seconds played
<b>No.</b>	Jersey number	<b>PIM</b>	Penalties in minutes	<b>Pos.</b>	Position	<b>PTS</b>	Points
<b>SOG</b>	Shots on goal	<b>SVS</b>	Saves	<b>SVS%</b>	Saves in percentage		



**TUE 7 MAY 2024**  
Start Time 10:00

**Preliminary Round - Group A, Game 9**

**Mixed**



## Line-ups

### SVK - KOR

#### Referee

JOHANSSON Niklas (SWE)

#### Linesmen

HERMANSEN OSWOLD Marius (NOR) , HUS Igor (SVK)

#### Goalkeepers

**Team:** SVK

No.	Name	Gen
18	LEPACEK Eduard	M
21	PASTUCHA Miroslav	M

#### Team Line-ups

**Team:** SVK (Blue)

No.	Pos.	Name	Gen
30	D	FOJTIK Erik	M
66	D	FERENCIK Slavomir	M
25	F	JOPPA Martin +C	M
45	F	VECEREK Milos	M
98	F	KORMAN David	M
33	D	HLINKA Michal	M
7	F	STASAK Miroslav +A	M
11	F	LIGDA Marian +A	M
44	F	TURIC Robert	M

**Head Coach:** HRICKO Ivan

**Team:** KOR

No.	Name	Gen
39	CHOI Hyuk Jun	M
82	BONG Daehan	M

**Team:** KOR (White)

No.	Pos.	Name	Gen
8	D	CHOI Kwang Hyouk	M
11	D	SONG Yeha	M
20	D	JANG Dong Shin	M
14	F	JUNG Seung Hwan	M
27	F	CHO Byeong Seok	M
4	D	OH Seok	M
12	D	KIM Young Sung +C	M
13	D	YU Inchul +A	M
3	F	RYU Jee Hyun	M
55	F	JANG Jong Ho	M
2	F	PARK Seok	M
24	F	KIM Inkyum	M

**Head Coach:** KIM Jung Ho

#### SUSPENDED:

9 F CHOI Si Woo +A M

#### Legend:

<b>+A</b>	Assistant Captain	<b>+C</b>	Captain	<b>D</b>	Defence	<b>F</b>	Forward
<b>Gen</b>	Gender	<b>M</b>	Male	<b>No.</b>	Jersey number	<b>Pos.</b>	Position



**TUE 7 MAY 2024**  
Start Time 10:00

**Preliminary Round - Group A, Game 9**



## Graphical Line-ups

### SVK - KOR

**Referee**  
JOHANSSON Niklas (SWE)

**Linesmen**  
HERMANSEN OSWOLD Marius (NOR) , HUS Igor (SVK)

**Team:** SVK - Slovakia (Blue)

**Head Coach:** HRICKO Ivan



**Team:** KOR - Korea (White)

**Head Coach:** KIM Jung Ho



**Legend:**

**+A** Assistant Captain

**+C** Captain

**Sn** Starting position



TUE 7 MAY 2024

Start Time 10:00

End Time 12:02

Mixed

Preliminary Round - Group A, Game 9



## Game Summary

SVK - KOR 4 - 2 (0 - 2 , 0 - 0 , 4 - 0)

Spectators	Referee	Linesmen
46	JOHANSSON Niklas (SWE)	HERMANSEN OSWOLD Marius (NOR) , HUS Igor (SVK)

## Team Statistics

Period	Score	SVS	SOG	PIM	TPP	PPG	SHG
1	0 : 2	6 : 6	6 : 8	2 : 0	00:00 : 02:00	0 : 0	0 : 0
2	0 : 0	4 : 8	8 : 4	0 : 0	00:00 : 00:00	0 : 0	0 : 0
3	4 : 0	3 : 5	9 : 3	0 : 2	01:23 : 00:00	1 : 0	0 : 0
<b>Total</b>	<b>4 : 2</b>	<b>13 : 19</b>	<b>23 : 15</b>	<b>2 : 2</b>	<b>01:23 : 02:00</b>	<b>1 : 0</b>	<b>0 : 0</b>

## 1st Period

Action	Time	ET/Res	Team	Type	No.	Name	(G) Name of Assistant(s) / Action Description
GK	00:00		SVK		18	LEPACEK E	- Goalkeeper in
GK	00:00		KOR		39	CHOI HJ	- Goalkeeper in
Penalty	02:12	04:12	SVK	2 min.	45	VECEREK M	- Tripping
<b>Goal</b>	<b>06:55</b>	<b>0 : 1</b>	<b>KOR</b>	<b>EQ</b>	<b>20</b>	<b>JANG DS</b>	(1) 14 JUNG SH 8 CHOI KH On Ice SVK 18 7 11 33 44 66 KOR 39 8 11 14 20 27
<b>Goal</b>	<b>07:52</b>	<b>0 : 2</b>	<b>KOR</b>	<b>EQ</b>	<b>13</b>	<b>YU I</b>	(1) 12 KIM YS On Ice SVK 18 25 30 33 45 98 KOR 39 3 4 12 13 55

## 2nd Period

No game actions in this period

## 3rd Period

Action	Time	ET/Res	Team	Type	No.	Name	(G) Name of Assistant(s) / Action Description
<b>Goal</b>	<b>33:06</b>	<b>1 : 2</b>	<b>SVK</b>	<b>EQ</b>	<b>25</b>	<b>JOPPA M</b>	(1) 45 VECEREK M 30 FOJTIK E On Ice SVK 18 25 30 33 45 98 KOR 39 8 11 14 20 27
Penalty	35:58		KOR	PS	13	YU I	- Hooking
<b>Goal</b>	<b>35:58</b>	<b>2 : 2</b>	<b>SVK</b>	<b>PS</b>	<b>25</b>	<b>JOPPA M</b>	(2) On Ice SVK 25 KOR 39
Penalty	38:45	40:08	KOR	2 min.	3	RYU JH	- Interference
<b>Goal</b>	<b>40:08</b>	<b>3 : 2</b>	<b>SVK</b>	<b>PP1</b>	<b>7</b>	<b>STASAK M</b>	(1) 25 JOPPA M 11 LIGDA M On Ice SVK 18 7 11 25 30 66 KOR 39 4 12 13 55 *
Time-out	40:08		KOR				
<b>Goal</b>	<b>42:07</b>	<b>4 : 2</b>	<b>SVK</b>	<b>EQ</b>	<b>25</b>	<b>JOPPA M</b>	(3) 11 LIGDA M On Ice SVK 18 7 11 25 30 66 KOR 39 3 12 13 20 55
GK	43:28		KOR				39 CHOI HJ - Goalkeeper out
GK	45:00		SVK				18 LEPACEK E - Goalkeeper out

## Goalkeeper Records

Team : SVK - Slovakia

No.	Name	SOG	SVS	MIP
18	LEPACEK Eduard	15	13	45:00
21	PASTUCHA Miroslav			

Team : KOR - Korea

No.	Name	SOG	SVS	MIP
39	CHOI Hyuk Jun	23	19	43:28
82	BONG Daehan			

## Game Statistics

Team : SVK (Blue)

Head Coach : HRICKO Ivan

No.	Pos.	Name	Gen	G	A	PTS	PIM	Shots on Goal				+/-
								1	2	3	TS	
25	F	JOPPA Martin +C (BP)	M	3	1	4	0	1	2	3	6	+1
30	D	FOJTIK Erik	M	0	1	1	0	1	0	0	1	+1
45	F	VECEREK Milos	M	0	1	1	2	2	3	1	6	0
66	D	FERENCIK Slavomir	M	0	0	0	0	0	0	2	2	0
98	F	KORMAN David	M	0	0	0	0	0	0	0	0	0
7	F	STASAK Miroslav +A	M	1	0	1	0	1	1	2	4	0
11	F	LIGDA Marian +A	M	0	2	2	0	0	1	0	1	0
33	D	HLINKA Michal	M	0	0	0	0	1	1	0	2	-1



TUE 7 MAY 2024

Start Time 10:00

End Time 12:02

Preliminary Round - Group A, Game 9

Mixed



Head Coach : HRICKO Ivan

No.	Pos.	Name	Gen	G	A	PTS	PIM	Shots on Goal				+/-
								1	2	3	TS	
44	F	TURIC Robert	M	0	0	0	0	0	0	1	1	-1
18	GK	LEPACEK Eduard	M	0	0	0	0	0	0	0	0	
21	GK	PASTUCHA Miroslav	M	0	0	0	0	0	0	0	0	
<b>Total</b>				<b>4</b>	<b>5</b>	<b>9</b>	<b>2</b>	<b>6</b>	<b>8</b>	<b>9</b>	<b>23</b>	

Team : KOR (White)

Head Coach : KIM Jung Ho

No.	Pos.	Name	Gen	G	A	PTS	PIM	Shots on Goal				+/-
								1	2	3	TS	
8	D	CHOI Kwang Hyouk	M	0	1	1	0	0	0	0	0	0
11	D	SONG Yeha	M	0	0	0	0	0	0	0	0	0
14	F	JUNG Seung Hwan	M	0	1	1	0	0	0	1	1	0
20	D	JANG Dong Shin	M	1	0	1	0	3	1	1	5	-1
27	F	CHO Byeong Seok	M	0	0	0	0	1	0	0	1	0
3	F	RYU Jee Hyun	M	0	0	0	2	0	1	0	1	0
4	D	OH Seok	M	0	0	0	0	1	1	0	2	+1
12	D	KIM Young Sung +C	M	0	1	1	0	0	1	1	2	0
13	D	YU Inchul +A (BP)	M	1	0	1	0	1	0	0	1	0
55	F	JANG Jong Ho	M	0	0	0	0	2	0	0	2	0
2	F	PARK Seok	M	0	0	0	0	0	0	0	0	0
24	F	KIM Inkyum	M	0	0	0	0	0	0	0	0	0
39	GK	CHOI Hyuk Jun	M	0	0	0	0	0	0	0	0	
82	GK	BONG Daehan	M	0	0	0	0	0	0	0	0	
<b>Total</b>				<b>2</b>	<b>3</b>	<b>5</b>	<b>2</b>	<b>8</b>	<b>4</b>	<b>3</b>	<b>15</b>	

## Legend:

<b>(G)</b> Goals in tournament	<b>*</b> does not count for Plus/minus	<b>+/-</b> Plus/minus net	<b>+A</b> Assistant Captain
<b>+C</b> Captain	<b>A</b> Assists	<b>D</b> Defence	<b>EQ</b> Equal strength
<b>ET/Res</b> Penalty end time/Result of game	<b>F</b> Forward	<b>G</b> Goals	<b>Gen</b> Gender
<b>GK</b> Goalkeeper	<b>M</b> Male	<b>MIP</b> Minutes in play (GK)	<b>No.</b> Jersey number
<b>PIM</b> Penalties in minutes	<b>Pos.</b> Position	<b>PP1</b> Power play - 1 player	<b>PPG</b> Power play goals
<b>PS</b> Penalty shot	<b>PTS</b> Points	<b>SHG</b> Shorthanded goals	<b>SOG</b> Shots on goal
<b>SVS</b> Saves	<b>TPP</b> Time on power play	<b>TS</b> Total shots	



TUE 7 MAY 2024  
Start Time 10:00

Mixed

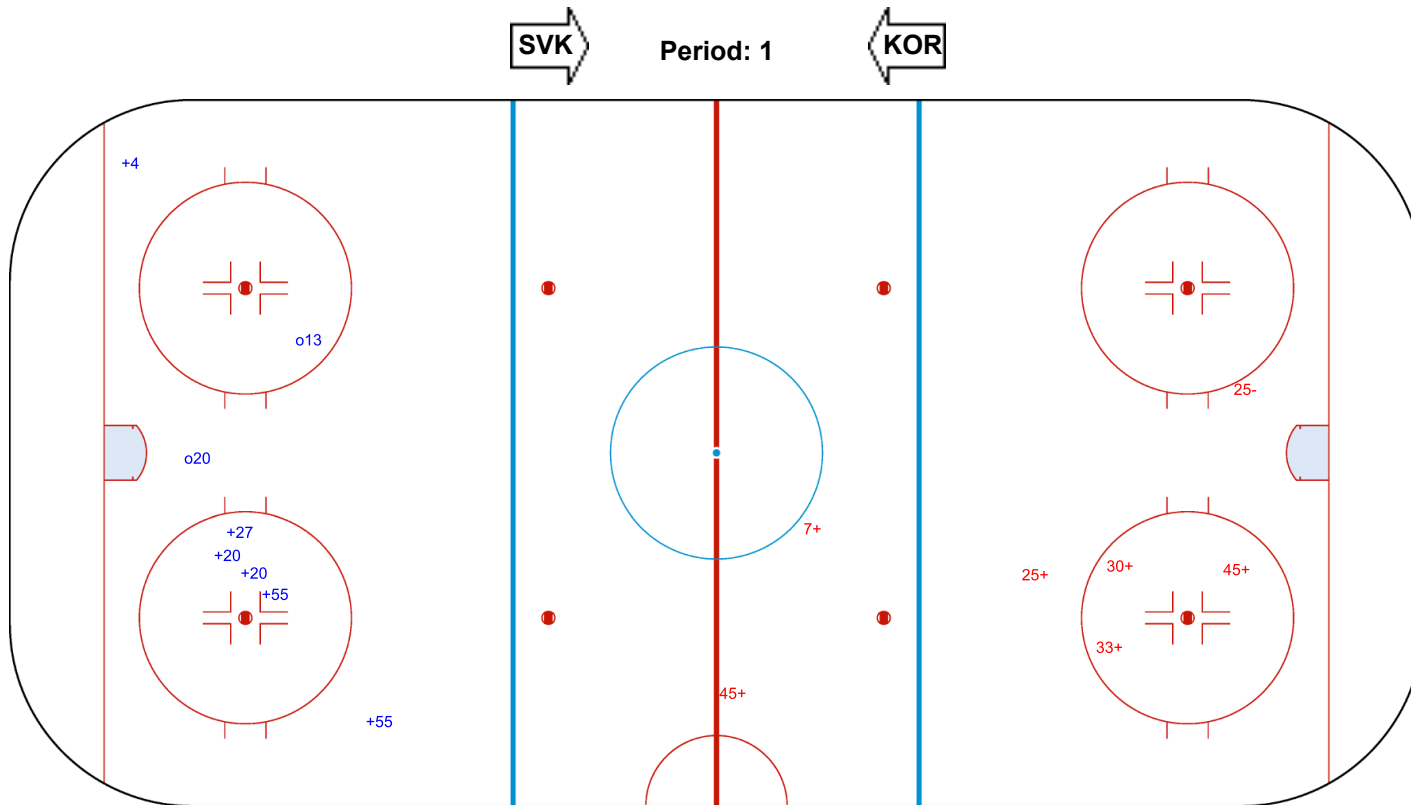
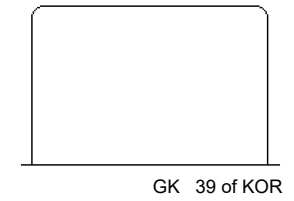
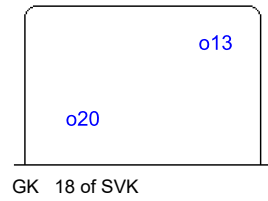
Preliminary Round - Group A, Game 9



### Shot Chart SVK - KOR

Shots by KOR  
Goals (o): 2    SSG (+): 6  
SSP (<): 0    SPG (-): 0

Shots by SVK  
Goals (o): 0    SSG (+): 6  
SSP (>): 0    SPG (-): 1





TUE 7 MAY 2024  
Start Time 10:00

Mixed  
Preliminary Round - Group A, Game 9



Shots by SVK  
Goals (o): 0  
SSP (<): 1

SSG (+): 8  
SPG (-): 1



GK 39 of KOR




Period: 2

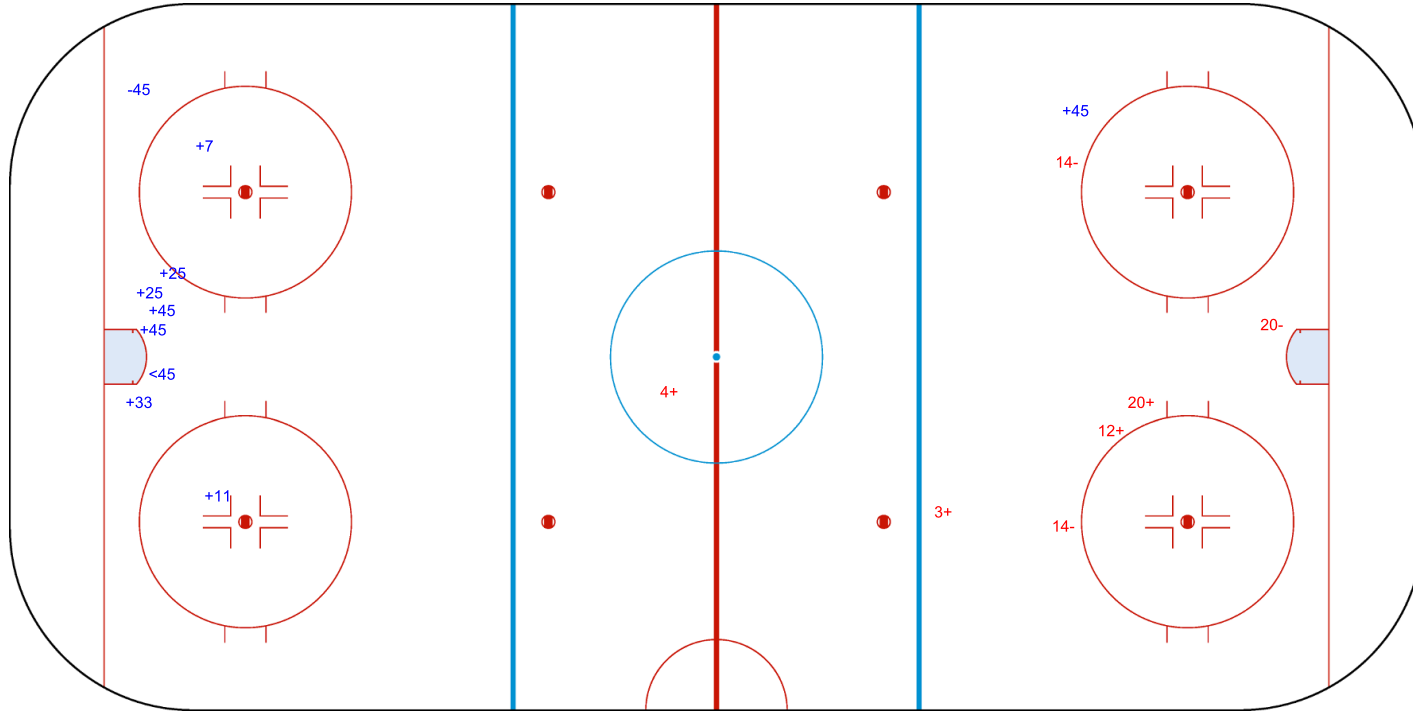


Shots by KOR  
Goals (o): 0  
SSP (>): 0

SSG (+): 4  
SPG (-): 3



GK 18 of SVK





TUE 7 MAY 2024  
Start Time 10:00

Preliminary Round - Group A, Game 9



Mixed

Shots by KOR

Goals (o): 0    SSG (+): 3  
SSP (<): 1    SPG (-): 4



GK 18 of SVK



Period: 3

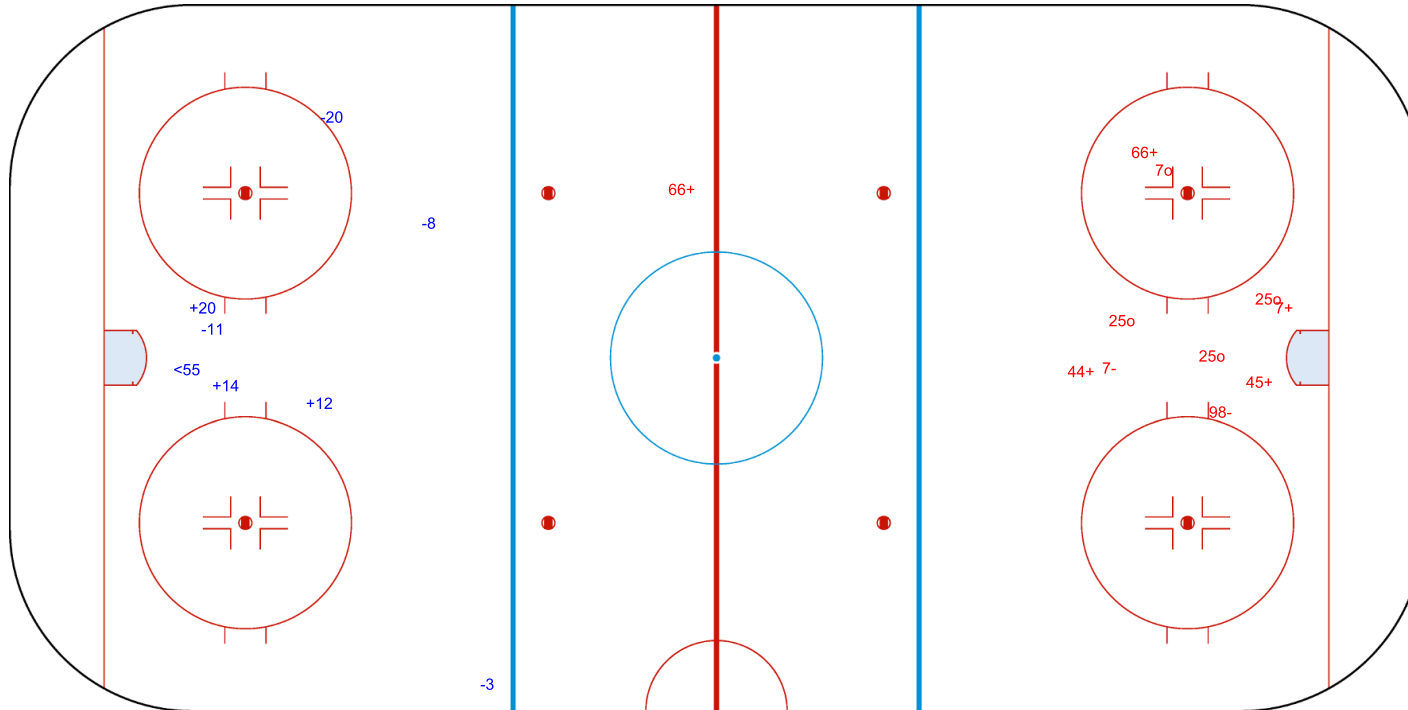


Shots by SVK

Goals (o): 4    SSG (+): 5  
SSP (>): 0    SPG (-): 2



GK 39 of KOR



Legend:		
<b>GK</b>	Goalkeeper	
<b>SPG</b>	Shots past goal	
<b>SSG</b>	Shots saved by goalkeeper	
<b>SSP</b>	Shots saved by player	





Face-off Chart  
SVK - KOR

PERIOD 1

	SVK		KOR		SVK		KOR		SVK		KOR		Total wins all zones				
	Def. zone	Att. zone	Neutral zone	Neutral zone	Att. zone	Def. zone	Att. zone	Def. zone	Att. zone	Def. zone	SVK	KOR					
	+ 25	- 27	- 25	+ 27	- 11	+ 55	- 25	+ 27	- 11	+ 55	- 11	+ 27	<table border="1"> <tr> <th>SVK</th> <th>KOR</th> </tr> <tr> <td>5 / 31%</td> <td>11 / 69%</td> </tr> </table>	SVK	KOR	5 / 31%	11 / 69%
SVK	KOR																
5 / 31%	11 / 69%																
	- 11	+ 55	+ 25	- 27	- 11	+ 27	- 25	+ 55	+ 11	- 55	- 11	+ 27					
	- 25	+ 27	- 25	+ 55	+ 11	- 55	- 25	+ 27	- 11	+ 27	+ 25	- 27					
	+ 11	- 27	- 25	+ 27	- 11	+ 27											
	- 11	+ 27															
	- 25	+ 27															
	- 25	+ 27															
Total wins / period	2 / 29%	5 / 71%	1 / 25%	3 / 75%	2 / 40%	3 / 60%											

PERIOD 2

	SVK		KOR		SVK		KOR		SVK		KOR		Total wins all zones				
	Def. zone	Att. zone	Neutral zone	Neutral zone	Att. zone	Def. zone	Att. zone	Def. zone	Att. zone	Def. zone	SVK	KOR					
	- 11	+ 55	- 25	+ 27	+ 25	- 27	- 25	+ 27	+ 25	- 27	+ 25	- 55	<table border="1"> <tr> <th>SVK</th> <th>KOR</th> </tr> <tr> <td>5 / 33%</td> <td>10 / 67%</td> </tr> </table>	SVK	KOR	5 / 33%	10 / 67%
SVK	KOR																
5 / 33%	10 / 67%																
	- 25	+ 55	- 7	+ 55	+ 7	- 55	- 25	+ 55	+ 25	- 55	- 25	+ 55					
	- 11	+ 27	- 25	+ 55	+ 25	- 55	- 25	+ 55	- 25	+ 27	- 25	+ 27					
	- 25	+ 55			- 25	+ 27	+ 7	- 55	+ 25	- 27							
Total wins / period	0 / 0%	4 / 100%	0 / 0%	3 / 100%	5 / 63%	3 / 37%											

PERIOD 3

	SVK		KOR		SVK		KOR		SVK		KOR		Total wins all zones				
	Def. zone	Att. zone	Neutral zone	Neutral zone	Att. zone	Def. zone	Att. zone	Def. zone	Att. zone	Def. zone	SVK	KOR					
	- 11	+ 55	+ 25	- 27	- 11	+ 55	+ 25	- 27	- 11	+ 27	- 11	+ 27	<table border="1"> <tr> <th>SVK</th> <th>KOR</th> </tr> <tr> <td>8 / 47%</td> <td>9 / 53%</td> </tr> </table>	SVK	KOR	8 / 47%	9 / 53%
SVK	KOR																
8 / 47%	9 / 53%																
	+ 25	- 27	+ 25	- 27	- 11	+ 27	- 25	+ 27	- 45	+ 27	+ 11	- 55					
	+ 25	- 27	- 25	+ 27	- 45	+ 27	+ 45	- 27	+ 11	- 55	- 11	+ 27					
	+ 11	- 55	+ 45	- 27	+ 11	- 55	- 7	+ 55	- 11	+ 27							
			- 25	+ 27	- 25	+ 27	+ 11	+ 27									
			+ 11	- 27	+ 11	- 27	- 25	+ 55									
			- 25	+ 55	- 25	+ 55											
Total wins / period	3 / 75%	1 / 25%	4 / 50%	4 / 50%	1 / 20%	4 / 80%											

TOTAL

	SVK		KOR		SVK		KOR		SVK		KOR		Total wins all zones
	Def. zone	Att. zone	Neutral zone	Neutral zone	Att. zone	Def. zone	Att. zone	Def. zone	Att. zone	Def. zone	SVK	KOR	
Total wins / game	5 / 33%	10 / 67%	5 / 33%	10 / 67%	8 / 44%	10 / 56%							18 / 38% 30 / 62%



TUE 7 MAY 2024  
Start Time 10:00

Preliminary Round - Group A, Game 9

Mixed



HEAD TO HEAD

		KOR								
No.	27	55	Tot	wins SVK	Dz	Nz	Az			
SVK	7	2 - 2	4	2 50%		0 0%	2 100%			
	11	2 - 6	16	5 31%	2 29%	1 100%	2 25%			
	25	9 - 10	26	10 38%	3 38%	3 27%	4 57%			
	45	1 - 1	2	1 50%		1 100%	0 0%			
	<b>Tot</b>	29	19	48	18 38%	5 33%	5 33%	8 44%		
	<b>wins KOR</b>	17 59%	13 68%	30 62%						
<b>Dz</b>	7 70%	3 38%	10 56%							
<b>Nz</b>	5 50%	5 100%	10 67%							
<b>Az</b>	5 56%	5 83%	10 67%							

**Legend:**  
**Az** Attacking zone    **Dz** Defending zone    **No.** Jersey number    **Nz** Neutral zone    **Tot.** Total face-offs played



TUE 7 MAY 2024  
Start Time 13:30

Preliminary Round - Group A, Game 10

Mixed



## Game Roster

### USA - CHN

#### Referee

VANEK Jan (CZE)

#### Goalkeepers

Team: USA

No.	Name	Gen	GP	MIP	GA	SVS	SOG	SVS%	GAA
29	LAMARRE Griffin	M	2	75:00	0	4	4	100.00	0.00
32	LEE Jen	M	2	15:00	0	0	0	0.00	0.00

#### Team Roster

Team: USA (White)

No.	Pos.	Name	Gen	GP	G	A	PTS	PIM	+/-
4	F	ROYBAL Brody	M	2	1	2	3	0	+4
8	D	WALLACE Jack	M	2	1	7	8	0	+15
9	F	DODSON Travis	M	2	1	2	3	0	+4
10	D	BOLTON Brett	M	1	0	1	1	0	+2
14	F	MUSSELMAN Benjamin	M	2	2	0	2	0	+5
16	F	FARMER Declan	M	2	7	2	9	0	+11
17	D	DOUGLAS Christopher	M	1	1	0	1	0	+2
18	F	NICHOLS Evan	M	2	1	3	4	2	+10
19	F	JONES Malik	M	2	2	5	7	0	+10
22	D	GROVE Noah	M	2	0	1	1	0	+5
24	F	MISIEWICZ Joshua	M	2	2	2	4	2	+5
27	D	PAULS Josh	M	2	0	5	5	0	+12
29	GK	LAMARRE Griffin	M	2	0	0	0	0	
32	GK	LEE Jen	M	2	0	0	0	0	
37	F	EUSTACE David	M	2	2	1	3	0	+4
88	F	McKEE Kevin	M	2	1	1	2	0	+4

Head Coach: HOFF David

#### Linesmen

DAUPHINEE Dylan (CAN) , RUNDSTROM Tony (SWE)

Team: CHN

No.	Name	Gen	GP	MIP	GA	SVS	SOG	SVS%	GAA
1	WANG Wei	M	2	00:00	0	0	0	0.00	0.00
20	JI Yan Zhao	M	2	89:45	0	13	13	100.00	0.00

Team: CHN (Red)

No.	Pos.	Name	Gen	GP	G	A	PTS	PIM	+/-
1	GK	WANG Wei	M	2	0	0	0	0	0
3	D	LYU Zhi	M	2	0	2	2	0	+4
7	D	XU Jin Qiang	M	2	1	3	4	2	+6
8	F	WANG Zhi Dong	M	2	2	1	3	0	+7
10	D	LI Zhen Yang	M	1	0	1	1	0	+1
12	F	CHE Hang	M	2	0	0	0	0	+2
15	F	SONG Xiao Dong	M	2	4	0	4	2	+9
17	F	SHEN Yi Feng	M	2	3	2	5	2	+8
18	F	WANG Ju Jiang	M	1	0	2	2	0	+4
19	D	ZHANG Zheng	M	2	0	5	5	0	+10
20	GK	JI Yan Zhao	M	2	0	0	0	0	0
22	D	HU Guang Jian	M	1	1	1	2	29	+5
23	D	CUI Yu Tao	M	2	0	0	0	2	+7
24	F	ZHU Zhan Fu	M	2	3	2	5	2	+7
28	F	TIAN Jin Tao	M	1	2	3	5	0	+6
30	F	QIU Dian Peng	M	2	1	1	2	0	+3
32	F	LI Hong Guan	M	2	3	3	6	0	+10

Head Coach: JIN Xian Xiu

#### Legend:

<b>+/-</b>	Plus/minus net	<b>A</b>	Assists	<b>D</b>	Defence	<b>F</b>	Forward
<b>G</b>	Goals	<b>GA</b>	Goals against	<b>GAA</b>	Goals against as average per 45 minutes	<b>Gen</b>	Gender
<b>GK</b>	Goalkeeper	<b>GP</b>	Games played	<b>M</b>	Male	<b>MIP</b>	Minutes and seconds played
<b>No.</b>	Jersey number	<b>PIM</b>	Penalties in minutes	<b>Pos.</b>	Position	<b>PTS</b>	Points
<b>SOG</b>	Shots on goal	<b>SVS</b>	Saves	<b>SVS%</b>	Saves in percentage		



**TUE 7 MAY 2024**  
Start Time 13:30

**Preliminary Round - Group A, Game 10**

Mixed



## Line-ups

**REVISED**

7 MAY 20:41

### USA - CHN

**Referee**

VANEK Jan (CZE)

**Linesmen**

DAUPHINEE Dylan (CAN) , RUNDSTROM Tony (SWE)

**Goalkeepers**
**Team: USA**

No.	Name	Gen
32	LEE Jen	M
29	LAMARRE Griffin	M

**Team: CHN**

No.	Name	Gen
20	JI Yan Zhao	M
1	WANG Wei	M

**Team Line-ups**
**Team: USA (White)**

No.	Pos.	Name	Gen
17	D	DOUGLAS Christopher	M
27	D	PAULS Josh +C	M
4	F	ROYBAL Brody	M
14	F	MUSSELMAN Benjamin	M
24	F	MISIEWICZ Joshua	M
10	D	BOLTON Brett	M
22	D	GROVE Noah	M
9	F	DODSON Travis +A	M
37	F	EUSTACE David	M
88	F	McKEE Kevin	M
16	F	FARMER Declan +A	M
18	F	NICHOLS Evan	M
19	F	JONES Malik	M

**Head Coach: HOFF David**
**NOT DRESSED:**

8 D WALLACE Jack M

**Team: CHN (Red)**

No.	Pos.	Name	Gen
3	D	LYU Zhi	M
19	D	ZHANG Zheng	M
8	F	WANG Zhi Dong +A	M
24	F	ZHU Zhan Fu	M
32	F	LI Hong Guan	M
10	D	LI Zhen Yang	M
22	D	HU Guang Jian	M
12	F	CHE Hang	M
17	F	SHEN Yi Feng +C	M
30	F	QIU Dian Peng	M
15	F	SONG Xiao Dong	M
18	F	WANG Ju Jiang	M
28	F	TIAN Jin Tao	M

**Head Coach: JIN Xian Xiu**
**NOT DRESSED:**

 7 D XU Jin Qiang M  
 23 D CUI Yu Tao M

**Legend:**

<b>+A</b>	Assistant Captain	<b>+C</b>	Captain	<b>D</b>	Defence	<b>F</b>	Forward
<b>Gen</b>	Gender	<b>M</b>	Male	<b>No.</b>	Jersey number	<b>Pos.</b>	Position

**REVISED**

Revised to add China player 28 to the lineup.



### Graphical Line-ups

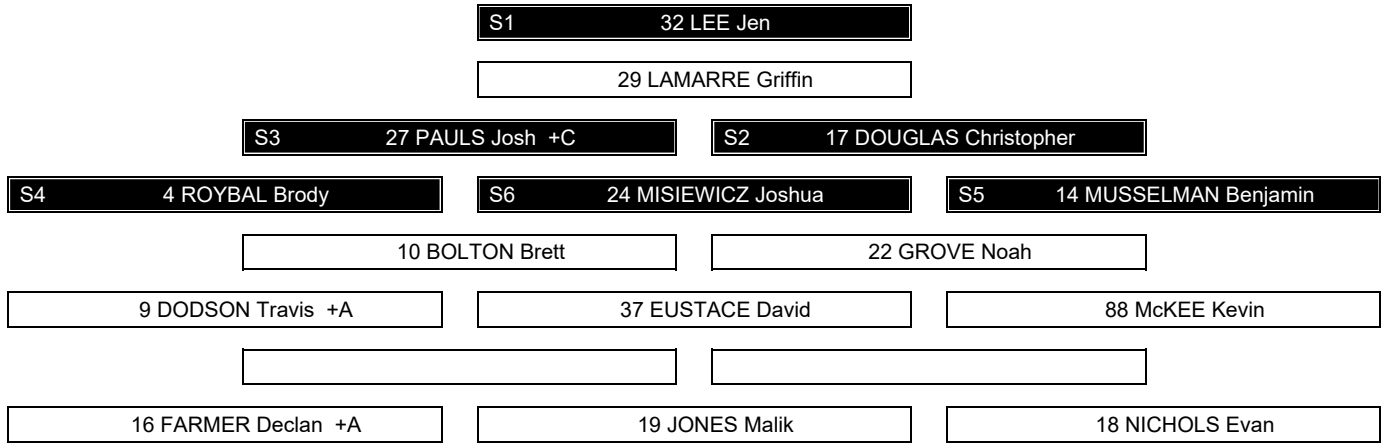
#### USA - CHN

**Referee**  
VANEK Jan (CZE)

**Linesmen**  
DAUPHINEE Dylan (CAN) , RUNDSTROM Tony (SWE)

**Team:** USA - United States (White)

**Head Coach:** HOFF David



**Team:** CHN - China (Red)

**Head Coach:** JIN Xian Xiu



**Legend:**  
**+A** Assistant Captain      **+C** Captain      **Sn** Starting position



TUE 7 MAY 2024

Start Time 13:30

End Time 15:23

Preliminary Round - Group A, Game 10

Mixed



## Game Summary

USA - CHN 10 - 0 (1 - 0 , 7 - 0 , 2 - 0)

Spectators	Referee	Linesmen
101	VANEK Jan (CZE)	DAUPHINEE Dylan (CAN) , RUNDSTROM Tony (SWE)

## Team Statistics

Period	Score	SVS	SOG	PIM	TPP	PPG	SHG
1	1 : 0	0 : 8	9 : 0	0 : 8	05:27 : 00:00	1 : 0	0 : 0
2	7 : 0	0 : 9	16 : 0	2 : 4	01:01 : 02:00	3 : 0	0 : 0
3	2 : 0	3 : 3	5 : 3	2 : 0	00:00 : 02:00	0 : 0	0 : 0
<b>Total</b>	<b>10 : 0</b>	<b>3 : 20</b>	<b>30 : 3</b>	<b>4 : 12</b>	<b>06:28 : 04:00</b>	<b>4 : 0</b>	<b>0 : 0</b>

## 1st Period

Action	Time	ET/Res	Team	Type	No.	Name	(G) Name of Assistant(s) / Action Description
GK	00:00		USA		32	LEE J	- Goalkeeper in
GK	00:00		CHN		1	WANG W	- Goalkeeper in
Penalty	04:11	06:11	CHN	2 min.	22	HU GJ	- Interference
Penalty	05:54	07:54	CHN	2 min.	3	LYU Z	- Slashing
Penalty	11:05	11:50	CHN	2 min.	22	HU GJ	- Holding an opponent
<b>Goal</b>	<b>11:50</b>	<b>1 : 0</b>	<b>USA</b>	<b>PP1</b>	<b>16</b>	<b>FARMER D</b>	(8) 27 PAULS J On Ice USA 32 4 16 22 24 27 * 22 GROVE N CHN 1 15 19 28 32
Penalty	14:01	15:34	CHN	2 min.	17	SHEN YF	- Holding an opponent

## 2nd Period

Action	Time	ET/Res	Team	Type	No.	Name	(G) Name of Assistant(s) / Action Description
<b>Goal</b>	<b>15:34</b>	<b>2 : 0</b>	<b>USA</b>	<b>PP1</b>	<b>16</b>	<b>FARMER D</b>	(9) 24 MISIEWICZ J On Ice USA 32 4 16 22 24 27 * 27 PAULS J CHN 1 8 19 22 24
<b>Goal</b>	<b>15:49</b>	<b>3 : 0</b>	<b>USA</b>	<b>EQ</b>	<b>17</b>	<b>DOUGLAS C</b>	(2) 16 FARMER D On Ice USA 32 16 17 18 19 27 CHN 1 3 10 15 28 32
<b>Goal</b>	<b>16:11</b>	<b>4 : 0</b>	<b>USA</b>	<b>EQ</b>	<b>9</b>	<b>DODSON T</b>	(2) 27 PAULS J On Ice USA 32 9 17 27 37 88 CHN 1 3 15 18 28 32
Penalty	17:12	19:12	USA	2 min.	4	ROYBAL B	- Interference
Penalty	20:14	20:35	CHN	2 min.	28	TIAN JT	- Teeing
<b>Goal</b>	<b>20:35</b>	<b>5 : 0</b>	<b>USA</b>	<b>PP1</b>	<b>22</b>	<b>GROVE N</b>	(1) 16 FARMER D On Ice USA 32 4 16 17 22 27 * CHN 1 15 19 22 32
<b>Goal</b>	<b>21:32</b>	<b>6 : 0</b>	<b>USA</b>	<b>EQ</b>	<b>19</b>	<b>JONES M</b>	(3) 16 FARMER D On Ice USA 32 16 17 18 19 27 18 NICHOLS E CHN 1 3 8 10 17 24
Penalty	25:35	25:41	CHN	2 min.	8	WANG ZD	- Teeing
<b>Goal</b>	<b>25:41</b>	<b>7 : 0</b>	<b>USA</b>	<b>PP1</b>	<b>27</b>	<b>PAULS J</b>	(1) 4 ROYBAL B On Ice USA 32 4 16 19 22 27 * 16 FARMER D CHN 1 17 19 22 24
<b>Goal</b>	<b>29:06</b>	<b>8 : 0</b>	<b>USA</b>	<b>EQ</b>	<b>19</b>	<b>JONES M</b>	(4) 18 NICHOLS E On Ice USA 32 16 18 19 22 27 16 FARMER D CHN 1 15 19 22 28 32

## 3rd Period

Action	Time	ET/Res	Team	Type	No.	Name	(G) Name of Assistant(s) / Action Description
<b>Goal</b>	<b>38:33</b>	<b>9 : 0</b>	<b>USA</b>	<b>EQ</b>	<b>88</b>	<b>McKEE K</b>	(2) On Ice USA 32 9 10 17 37 88 CHN 1 3 10 15 28 32
Penalty	41:38	43:38	USA	2 min.	14	MUSSELMAN B	- Hooking
<b>Goal</b>	<b>43:38</b>	<b>10 : 0</b>	<b>USA</b>	<b>EQ</b>	<b>16</b>	<b>FARMER D</b>	(10) On Ice USA 32 4 16 18 24 27 CHN 1 8 17 22 24 28
GK	45:00		USA				32 LEE J - Goalkeeper out
GK	45:00		CHN				1 WANG W - Goalkeeper out

## Goalkeeper Records

Team : USA - United States

No.	Name	SOG	SVS	MIP
32	LEE Jen	3	3	45:00
29	LAMARRE Griffin			

Team : CHN - China

No.	Name	SOG	SVS	MIP
1	WANG Wei	30	20	45:00
20	JI Yan Zhao			



TUE 7 MAY 2024

Start Time 13:30

End Time 15:23

Preliminary Round - Group A, Game 10

Mixed



## Game Statistics

Team : USA (White)

Head Coach : HOFF David

No.	Pos.	Name	Gen	G	A	PTS	PIM	Shots on Goal				+/-
								1	2	3	TS	
4	F	ROYBAL Brody	M	0	1	1	2	1	3	1	5	+1
14	F	MUSSELMAN Benjamin	M	0	0	0	2	1	1	0	2	0
17	D	DOUGLAS Christopher	M	1	0	1	0	1	2	1	4	+4
24	F	MISIEWICZ Joshua	M	0	1	1	0	0	0	0	0	+1
27	D	PAULS Josh +C	M	1	3	4	0	0	2	0	2	+5
9	F	DODSON Travis +A	M	1	0	1	0	1	1	0	2	+2
10	D	BOLTON Brett	M	0	0	0	0	0	0	0	0	+1
22	D	GROVE Noah	M	1	1	2	0	0	1	0	1	+1
37	F	EUSTACE David	M	0	0	0	0	1	0	0	1	+2
88	F	McKEE Kevin	M	1	0	1	0	2	1	1	4	+2
16	F	FARMER Declan +A	M	3	5	8	0	1	2	1	4	+4
18	F	NICHOLS Evan	M	0	2	2	0	1	1	0	2	+4
19	F	JONES Malik (BP)	M	2	0	2	0	0	2	1	3	+3
29	GK	LAMARRE Griffin	M	0	0	0	0	0	0	0	0	
32	GK	LEE Jen	M	0	0	0	0	0	0	0	0	
<b>Total</b>				<b>10</b>	<b>13</b>	<b>23</b>	<b>4</b>	<b>9</b>	<b>16</b>	<b>5</b>	<b>30</b>	

Team : CHN (Red)

Head Coach : JIN Xian Xiu

No.	Pos.	Name	Gen	G	A	PTS	PIM	Shots on Goal				+/-
								1	2	3	TS	
3	D	LYU Zhi	M	0	0	0	2	0	0	0	0	-4
8	F	WANG Zhi Dong +A (BP)	M	0	0	0	2	0	0	0	0	-2
19	D	ZHANG Zheng	M	0	0	0	0	0	0	1	1	-1
24	F	ZHU Zhan Fu	M	0	0	0	0	0	0	0	0	-2
32	F	LI Hong Guan	M	0	0	0	0	0	0	0	0	-4
10	D	LI Zhen Yang	M	0	0	0	0	0	0	0	0	-3
12	F	CHE Hang	M	0	0	0	0	0	0	0	0	0
17	F	SHEN Yi Feng +C	M	0	0	0	2	0	0	1	1	-2
22	D	HU Guang Jian	M	0	0	0	4	0	0	1	1	-2
30	F	QIU Dian Peng	M	0	0	0	0	0	0	0	0	0
15	F	SONG Xiao Dong	M	0	0	0	0	0	0	0	0	-4
18	F	WANG Ju Jiang	M	0	0	0	0	0	0	0	0	-1
28	F	TIAN Jin Tao	M	0	0	0	2	0	0	0	0	-5
1	GK	WANG Wei	M	0	0	0	0	0	0	0	0	
20	GK	JI Yan Zhao	M	0	0	0	0	0	0	0	0	
<b>Total</b>				<b>0</b>	<b>0</b>	<b>0</b>	<b>12</b>	<b>0</b>	<b>0</b>	<b>3</b>	<b>3</b>	

## Legend:

<b>(G)</b> Goals in tournament	<b>*</b> does not count for Plus/minus	<b>+/-</b> Plus/minus net	<b>+A</b> Assistant Captain
<b>+C</b> Captain	<b>A</b> Assists	<b>D</b> Defence	<b>EQ</b> Equal strength
<b>ET/Res</b> Penalty end time/Result of game	<b>F</b> Forward	<b>G</b> Goals	<b>Gen</b> Gender
<b>GK</b> Goalkeeper	<b>M</b> Male	<b>MIP</b> Minutes in play (GK)	<b>No.</b> Jersey number
<b>PIM</b> Penalties in minutes	<b>Pos.</b> Position	<b>PP1</b> Power play - 1 player	<b>PPG</b> Power play goals
<b>PTS</b> Points	<b>SHG</b> Shorthanded goals	<b>SOG</b> Shots on goal	<b>SVS</b> Saves
<b>TTP</b> Time on power play	<b>TS</b> Total shots		



TUE 7 MAY 2024  
Start Time 13:30

Preliminary Round - Group A, Game 10



### Shot Chart USA - CHN

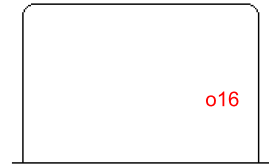
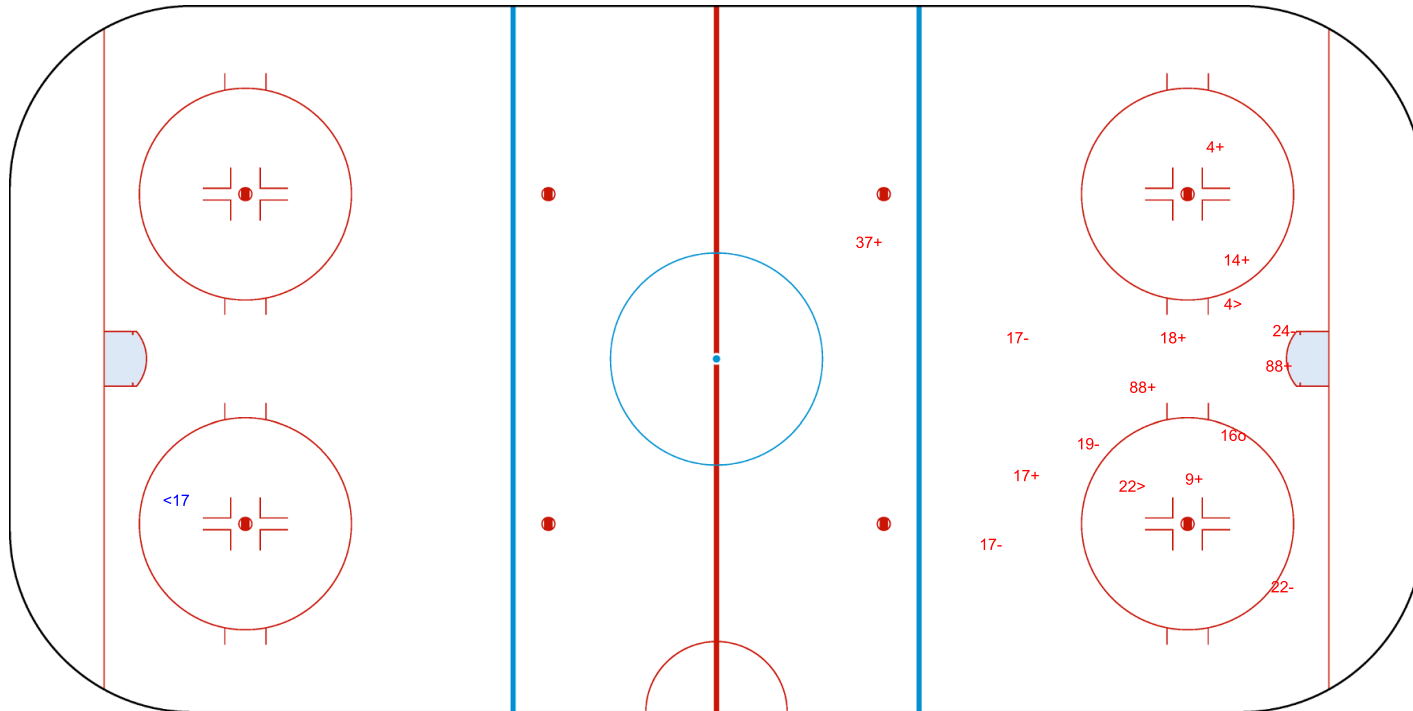
Shots by CHN  
Goals (o): 0  
SSP (<): 1  
SSG (+): 0  
SPG (-): 0

USA →      Period: 1      ← CHN

Shots by USA  
Goals (o): 1  
SSP (>): 2  
SSG (+): 8  
SPG (-): 5



GK 32 of USA



GK 1 of CHN





TUE 7 MAY 2024  
Start Time 13:30

Preliminary Round - Group A, Game 10



Shots by USA

Goals (o): 7    SSG (+): 9  
SSP (<): 0    SPG (-): 1



Period: 2

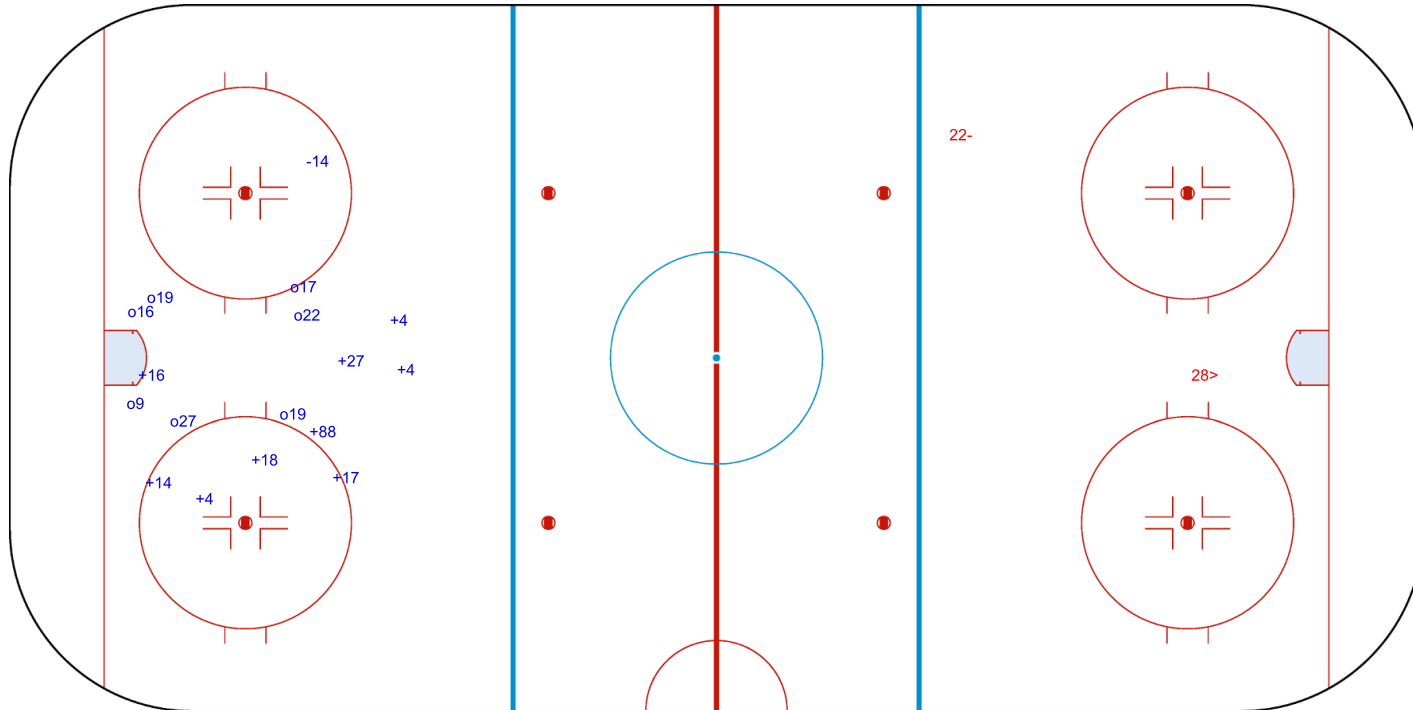


Shots by CHN

Goals (o): 0    SSG (+): 0  
SSP (>): 1    SPG (-): 1

o19
o17
o9 o27
o16 o22 o19

GK 1 of CHN




GK 32 of USA



TUE 7 MAY 2024  
Start Time 13:30

Preliminary Round - Group A, Game 10



Mixed

Shots by CHN

Goals (o): 0    SSG (+): 3  
SSP (<): 1    SPG (-): 2



GK 32 of USA




Period: 3

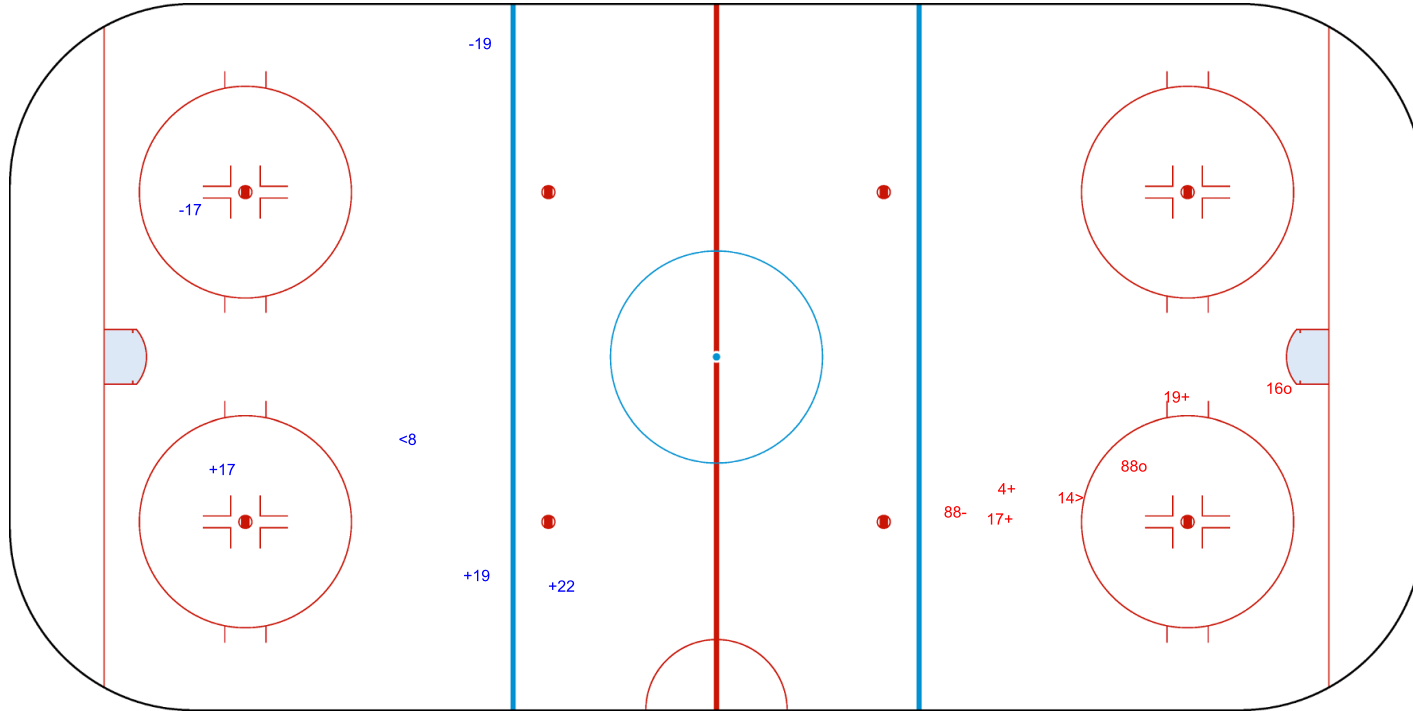


Shots by USA

Goals (o): 2    SSG (+): 3  
SSP (>): 1    SPG (-): 1



GK 1 of CHN



<b>Legend:</b>	<b>GK</b> Goalkeeper	<b>SPG</b> Shots past goal	<b>SSG</b> Shots saved by goalkeeper	<b>SSP</b> Shots saved by player
----------------	----------------------	----------------------------	--------------------------------------	----------------------------------



Face-off Chart

USA - CHN

PERIOD 1

USA	CHN	USA	CHN	USA	CHN
Def. zone	Att. zone	Neutral zone		Att. zone	Def. zone
- 88	+ 15	+ 24	- 8	- 37	+ 15
+ 16	- 15	- 18	+ 8	+ 16	- 30
		+ 16	- 8	+ 16	- 8
				- 37	+ 15
				- 18	+ 8
				- 19	+ 8
				+ 16	- 32
				- 88	+ 8
				- 16	+ 15
Total wins / period		2 / 67%	1 / 33%	3 / 33%	6 / 67%

Total wins  
all zones

USA	CHN
6 / 43%	8 / 57%

PERIOD 2

USA	CHN	USA	CHN	USA	CHN
Def. zone	Att. zone	Neutral zone		Att. zone	Def. zone
- 16	+ 8	- 16	+ 8	- 16	+ 8
+ 24	- 30	+ 16	- 15	+ 16	- 15
		- 88	+ 15	+ 24	- 8
		+ 24	- 30	+ 16	- 15
		+ 16	- 8	+ 16	- 30
		- 88	+ 15	- 37	+ 8
		+ 16	- 15	+ 16	- 17
		+ 16	- 15	+ 37	- 30
		+ 16	- 15	+ 37	- 30
		+ 14	- 30		
Total wins / period		7 / 70%	3 / 30%	7 / 78%	2 / 22%

Total wins  
all zones

USA	CHN
15 / 71%	6 / 29%

PERIOD 3

USA	CHN	USA	CHN	USA	CHN
Def. zone	Att. zone	Neutral zone		Att. zone	Def. zone
+ 19	- 15	- 88	+ 8	+ 16	- 8
+ 37	- 15	+ 88	- 30	+ 16	- 8
		+ 14	- 8	- 37	+ 8
		+ 37	- 8	- 14	+ 8
		+ 88	- 30	- 88	+ 15
		- 9	+ 30	- 14	+ 8
				+ 9	- 30
Total wins / period		4 / 67%	2 / 33%	3 / 43%	4 / 57%

Total wins  
all zones

USA	CHN
9 / 60%	6 / 40%

TOTAL

USA	CHN	USA	CHN	USA	CHN
Def. zone	Att. zone	Neutral zone		Att. zone	Def. zone
Total wins / game		13 / 68%	6 / 32%	13 / 52%	12 / 48%

Total wins  
all zones

USA	CHN
30 / 60%	20 / 40%



HEAD TO HEAD

		CHN									
	No.	8	15	17	30	32	Tot	wins USA	Dz	Nz	Az
USA	9				1 - 1		2	1 50%		0 0%	1 100%
	14	1 - 2			1 - 0		4	2 50%		2 100%	0 0%
	16	5 - 3	7 - 1	1 - 0	2 - 0	1 - 0	20	16 80%	1 50%	6 86%	9 82%
	18	0 - 2					2	0 0%		0 0%	0 0%
	19	0 - 1	1 - 0				2	1 50%	1 100%		0 0%
	24	2 - 0			2 - 0		4	4 100%	1 100%	2 100%	1 100%
	37	1 - 2	1 - 2		2 - 0		8	4 50%	1 100%	1 100%	2 33%
	88	0 - 2	0 - 4		2 - 0		8	2 25%	0 0%	2 40%	0 0%
	<b>Tot</b>	21	16	1	11	1	50	30 60%	4 67%	13 68%	13 52%
	<b>wins CHN</b>	12 57%	7 44%	0 0%	1 9%	0 0%	20 40%				
	<b>Dz</b>	8 67%	4 67%	0 0%	0 0%	0 0%	12 48%				
	<b>Nz</b>	3 38%	2 33%		1 20%		6 32%				
	<b>Az</b>	1 100%	1 25%		0 0%		2 33%				

**Legend:**  
**Az** Attacking zone      **Dz** Defending zone      **No.** Jersey number      **Nz** Neutral zone      **Tot.** Total face-offs played



TUE 7 MAY 2024

Start Time 17:00

Mixed

Preliminary Round - Group B, Game 11



## Game Roster

## CAN - CZE

## Referee

ESPOSITO Bobby (USA)

## Goalkeepers

Team: CAN

No.	Name	Gen	GP	MIP	GA	SVS	SOG	SVS%	GAA
30	WATSON Corbin	M	2	45:00	0	2	2	100.00	0.00
54	KINGSMILL Adam	M	2	45:00	0	1	1	100.00	0.00

## Team Roster

Team: CAN (White)

No.	Pos.	Name	Gen	GP	G	A	PTS	PIM	+/-
4	F	DUNN James	M	2	1	3	4	0	+5
5	D	HENRY Tyrone	M	2	0	6	6	0	+11
7	D	LAVIN Zach	M	2	1	3	4	2	+13
8	F	McGREGOR Tyler	M	2	7	5	12	0	+12
9	F	SMITH Corbyn	M	2	2	4	6	0	+7
11	F	DIXON Adam	M	2	3	3	6	0	+8
13	F	BOILY Vincent	M	2	1	3	4	2	+6
17	D	BURNETT Shawn	M	0	0	0	0	0	0
19	F	COZZOLINO Dominic	M	2	5	7	12	0	+11
23	D	HICKEY Liam	M	2	5	8	13	0	+13
26	F	JACOBS-WEBB Anton	M	2	2	1	3	0	+5
29	D	KOVACEVICH Micah	M	2	1	1	2	0	+6
30	GK	WATSON Corbin	M	2	0	0	0	0	
54	GK	KINGSMILL Adam	M	2	0	0	0	0	
61	D	ARMSTRONG Rob	M	2	0	3	3	0	+10
92	D	HALBERT Auren	M	2	1	1	2	0	+13
98	F	LELIEVRE Mathieu	M	0	0	0	0	0	0

Head Coach: HERRINGTON Russ

## Linesmen

BLAZEK Pavel (CZE) , LEWIS Brendan (USA)

Team: CZE

No.	Name	Gen	GP	MIP	GA	SVS	SOG	SVS%	GAA
1	KUDELA Martin	M	2	90:00	1	12	13	92.31	0.50
6	VAPENKA Michal	M	2	00:00	0	0	0	0.00	0.00

Team: CZE (Red)

No.	Pos.	Name	Gen	GP	G	A	PTS	PIM	+/-
1	GK	KUDELA Martin	M	2	0	0	0	0	0
6	GK	VAPENKA Michal	M	2	0	0	0	0	0
11	D	WAGNER Karel	M	2	0	0	0	0	0
12	F	ZIZLAVSKY Martin	M	2	1	2	3	0	+5
15	D	ZELINKA Radek	M	2	0	3	3	2	+4
18	F	NOVOTNY Miroslav	M	2	0	0	0	2	+1
19	F	OHAR Alex	M	2	1	0	1	0	+3
27	D	VRUBEL David	M	0	0	0	0	0	0
29	D	KUBES Pavel	M	2	0	2	2	0	+2
33	F	HECKO Vaclav	M	2	2	1	3	2	+4
55	F	VESELY Filip	M	2	3	1	4	2	+5
67	D	DOLEZAL Pavel	M	2	1	2	3	0	+4
74	F	GEIER Michal	M	2	0	0	0	0	+3
77	F	PALAT David	M	2	0	0	0	0	+2
80	F	KAPKO Lukas	M	0	0	0	0	0	0
82	F	HABL Zdenek	M	2	1	1	2	2	+2
92	F	SEDLACEK Patrik	M	2	0	0	0	0	0

Head Coach: NOVOTNY Jakub

## Legend:

<b>+/-</b>	Plus/minus net	<b>A</b>	Assists	<b>D</b>	Defence	<b>F</b>	Forward
<b>G</b>	Goals	<b>GA</b>	Goals against	<b>GAA</b>	Goals against as average per 45 minutes	<b>Gen</b>	Gender
<b>GK</b>	Goalkeeper	<b>GP</b>	Games played	<b>M</b>	Male	<b>MIP</b>	Minutes and seconds played
<b>No.</b>	Jersey number	<b>PIM</b>	Penalties in minutes	<b>Pos.</b>	Position	<b>PTS</b>	Points
<b>SOG</b>	Shots on goal	<b>SVS</b>	Saves	<b>SVS%</b>	Saves in percentage		



**TUE 7 MAY 2024**  
Start Time 17:00

**Preliminary Round - Group B, Game 11**



## Line-ups

### CAN - CZE

#### Referee

ESPOSITO Bobby (USA)

#### Linesmen

BLAZEK Pavel (CZE) , LEWIS Brendan (USA)

#### Goalkeepers

Team: CAN

No.	Name	Gen
54	KINGSMILL Adam	M
30	WATSON Corbin	M

Team: CZE

No.	Name	Gen
1	KUDELA Martin	M
6	VAPENKA Michal	M

#### Team Line-ups

Team: CAN (White)

No.	Pos.	Name	Gen
23	D	HICKEY Liam +A	M
61	D	ARMSTRONG Rob	M
92	D	HALBERT Auren	M
8	F	McGREGOR Tyler +C	M
19	F	COZZOLINO Dominic	M
5	D	HENRY Tyrone +A	M
7	D	LAVIN Zach	M
29	D	KOVACEVICH Micah	M
4	F	DUNN James +A	M
26	F	JACOBS-WEBB Anton	M
9	F	SMITH Corbyn	M
11	F	DIXON Adam	M
13	F	BOILY Vincent	M

Head Coach: HERRINGTON Russ

#### NOT DRESSED:

17	D	BURNETT Shawn	M
98	F	LELIEVRE Mathieu	M

Team: CZE (Red)

No.	Pos.	Name	Gen
15	D	ZELINKA Radek +C	M
67	D	DOLEZAL Pavel	M
12	F	ZIZLAVSKY Martin	M
33	F	HECKO Vaclav +A	M
55	F	VESELY Filip	M
29	D	KUBES Pavel	M
19	F	OHAR Alex	M
74	F	GEIER Michal	M
77	F	PALAT David	M
82	F	HABL Zdenek	M
11	D	WAGNER Karel	M
18	F	NOVOTNY Miroslav +A	M
92	F	SEDLACEK Patrik	M

Head Coach: NOVOTNY Jakub

#### NOT DRESSED:

27	D	VRUBEL David	M
80	F	KAPKO Lukas	M

#### Legend:

<b>+A</b>	Assistant Captain	<b>+C</b>	Captain	<b>D</b>	Defence	<b>F</b>	Forward
<b>Gen</b>	Gender	<b>M</b>	Male	<b>No.</b>	Jersey number	<b>Pos.</b>	Position



**TUE 7 MAY 2024**  
Start Time 17:00

**Preliminary Round - Group B, Game 11**



## Graphical Line-ups

### CAN - CZE

**Referee**

ESPOSITO Bobby (USA)

**Linesmen**

BLAZEK Pavel (CZE) , LEWIS Brendan (USA)

**Team:** CAN - Canada (White)

**Head Coach:** HERRINGTON Russ

<b>S1</b> 54 <b>KINGSMILL Adam</b>		
30 <b>WATSON Corbin</b>		
<b>S2</b> 61 <b>ARMSTRONG Rob</b>	<b>S3</b> 92 <b>HALBERT Auren</b>	
<b>S6</b> 23 <b>HICKEY Liam +A</b>	<b>S5</b> 19 <b>COZZOLINO Dominic</b>	<b>S4</b> 8 <b>McGREGOR Tyler +C</b>
7 <b>LAVIN Zach</b>		5 <b>HENRY Tyrone +A</b>
29 <b>KOVACEVICH Micah</b>	26 <b>JACOBS-WEBB Anton</b>	4 <b>DUNN James +A</b>
13 <b>BOILY Vincent</b>	11 <b>DIXON Adam</b>	9 <b>SMITH Corbyn</b>

**Team:** CZE - Czechia (Red)

**Head Coach:** NOVOTNY Jakub

<b>S1</b> 1 <b>KUDELA Martin</b>		
6 <b>VAPENKA Michal</b>		
15 <b>ZELINKA Radek +C</b>		67 <b>DOLEZAL Pavel</b>
55 <b>VESELY Filip</b>	12 <b>ZIZLAVSKY Martin</b>	33 <b>HECKO Vaclav +A</b>
<b>S2</b> 19 <b>OHAR Alex</b>	<b>S3</b> 29 <b>KUBES Pavel</b>	
<b>S4</b> 74 <b>GEIER Michal</b>	<b>S6</b> 82 <b>HABL Zdenek</b>	<b>S5</b> 77 <b>PALAT David</b>
18 <b>NOVOTNY Miroslav +A</b>	92 <b>SEDLACEK Patrik</b>	11 <b>WAGNER Karel</b>

**Legend:**

**+A** Assistant Captain

**+C** Captain

**Sn** Starting position



TUE 7 MAY 2024

Start Time 17:00

End Time 18:48

Preliminary Round - Group B, Game 11

Mixed



## Game Summary

CAN - CZE 5 - 1 (1 - 1, 3 - 0, 1 - 0)

Spectators	Referee	Linesmen
446	ESPOSITO Bobby (USA)	BLAZEK Pavel (CZE) , LEWIS Brendan (USA)

## Team Statistics

Period	Score	SVS	SOG	PIM	TPP	PPG	SHG
1	1 : 1	3 : 2	3 : 4	4 : 0	00:00 : 04:00	0 : 0	0 : 0
2	3 : 0	3 : 4	7 : 3	2 : 2	00:29 : 01:57	1 : 0	0 : 0
3	1 : 0	6 : 3	4 : 6	4 : 0	00:00 : 02:56	0 : 0	0 : 0
<b>Total</b>	<b>5 : 1</b>	<b>12 : 9</b>	<b>14 : 13</b>	<b>10 : 2</b>	<b>00:29 : 08:53</b>	<b>1 : 0</b>	<b>0 : 0</b>

## 1st Period

Action	Time	ET/Res	Team	Type	No.	Name	(G) Name of Assistant(s) / Action Description
GK	00:00		CAN		54	KINGSMILL A	- Goalkeeper in
GK	00:00		CZE		1	KUDELA M	- Goalkeeper in
<b>Goal</b>	<b>03:49</b>	<b>1 : 0</b>	<b>CAN</b>	<b>EQ</b>	<b>8</b>	<b>McGREGOR T</b>	(8) 19 COZZOLINO D On Ice CAN 54 7 8 9 19 29 7 LAVIN Z CZE 1 11 19 29 33
Penalty	04:04	06:04	CAN	2 min.	23	HICKEY L	- Elbowing
GK	07:19		CZE				1 KUDELA M - Goalkeeper out
GK	07:30		CZE		1	KUDELA M	- Goalkeeper in
Penalty	07:30	09:30	CAN	2 min.	19	COZZOLINO D	- Roughing
<b>Goal</b>	<b>14:33</b>	<b>1 : 1</b>	<b>CZE</b>	<b>EQ</b>	<b>55</b>	<b>VESELY F</b>	(4) 33 HECKO V On Ice CAN 54 5 7 9 11 13 CZE 1 12 33 55 67 74

## 2nd Period

Action	Time	ET/Res	Team	Type	No.	Name	(G) Name of Assistant(s) / Action Description
<b>Goal</b>	<b>15:11</b>	<b>2 : 1</b>	<b>CAN</b>	<b>EQ</b>	<b>8</b>	<b>McGREGOR T</b>	(9) 23 HICKEY L On Ice CAN 54 8 19 23 61 92 92 HALBERT A CZE 1 12 19 74 77 92
Penalty	15:25	15:54	CZE	2 min.	12	ZIZLAVSKY M	- Teeing
<b>Goal</b>	<b>15:54</b>	<b>3 : 1</b>	<b>CAN</b>	<b>PP1</b>	<b>4</b>	<b>DUNN J</b>	(2) 19 COZZOLINO D On Ice CAN 54 4 8 19 23 92 23 HICKEY L CZE 1 11 15 18 67 77 *
<b>Goal</b>	<b>26:12</b>	<b>4 : 1</b>	<b>CAN</b>	<b>EQ</b>	<b>23</b>	<b>HICKEY L</b>	(6) 19 COZZOLINO D On Ice CAN 54 8 19 23 61 92 92 HALBERT A CZE 1 12 15 33 55 67
Penalty	28:03	30:03	CAN	2 min.	26	JACOBS-WEBB A	- Holding an opponent

## 3rd Period

Action	Time	ET/Res	Team	Type	No.	Name	(G) Name of Assistant(s) / Action Description
Penalty	38:40	40:40	CAN	2 min.	92	HALBERT A	- Holding an opponent
Penalty	39:33	41:33	CAN	2 min.	8	McGREGOR T	- Slashing
<b>Goal</b>	<b>42:24</b>	<b>5 : 1</b>	<b>CAN</b>	<b>EQ</b>	<b>4</b>	<b>DUNN J</b>	(3) On Ice CAN 54 4 5 7 26 29 CZE 1 12 19 74 77
GK	45:00		CAN				54 KINGSMILL A - Goalkeeper out
GK	45:00		CZE				1 KUDELA M - Goalkeeper out

## Goalkeeper Records

Team : CAN - Canada

No.	Name	SOG	SVS	MIP
54	KINGSMILL Adam	13	12	45:00
30	WATSON Corbin			

Team : CZE - Czechia

No.	Name	SOG	SVS	MIP
1	KUDELA Martin	14	9	44:49
6	VAPENKA Michal			

## Game Statistics

Team : CAN (White)

Head Coach : HERRINGTON Russ

No.	Pos.	Name	Gen	G	A	PTS	PIM	Shots on Goal				+/-
								1	2	3	TS	
8	F	McGREGOR Tyler +C (BP)	M	2	0	2	2	1	2	1	4	+3
19	F	COZZOLINO Dominic	M	0	3	3	2	0	1	1	2	+3
23	D	HICKEY Liam +A	M	1	2	3	2	0	1	0	1	+2
61	D	ARMSTRONG Rob	M	0	0	0	0	0	0	0	0	+2





TUE 7 MAY 2024

Start Time 17:00

End Time 18:48

Preliminary Round - Group B, Game 11



Head Coach : HERRINGTON Russ

No.	Pos.	Name	Gen	G	A	PTS	PIM	Shots on Goal				+/-
								1	2	3	TS	
92	D	HALBERT Auren	M	0	2	2	2	0	0	0	0	+2
4	F	DUNN James +A	M	2	0	2	0	0	1	2	3	+1
5	D	HENRY Tyrone +A	M	0	0	0	0	0	0	0	0	0
7	D	LAVIN Zach	M	0	1	1	0	0	1	0	1	+1
26	F	JACOBS-WEBB Anton	M	0	0	0	2	1	0	0	1	+1
29	D	KOVACEVICH Micah	M	0	0	0	0	1	1	0	2	+2
9	F	SMITH Corbyn	M	0	0	0	0	0	0	0	0	0
11	F	DIXON Adam	M	0	0	0	0	0	0	0	0	-1
13	F	BOILY Vincent	M	0	0	0	0	0	0	0	0	-1
30	GK	WATSON Corbin	M	0	0	0	0	0	0	0	0	0
54	GK	KINGSMILL Adam	M	0	0	0	0	0	0	0	0	0
<b>Total</b>				<b>5</b>	<b>8</b>	<b>13</b>	<b>10</b>	<b>3</b>	<b>7</b>	<b>4</b>	<b>14</b>	

Team : CZE (Red)

Head Coach : NOVOTNY Jakub

No.	Pos.	Name	Gen	G	A	PTS	PIM	Shots on Goal				+/-
								1	2	3	TS	
12	F	ZIZLAVSKY Martin	M	0	0	0	2	0	0	0	0	-2
15	D	ZELINKA Radek +C	M	0	0	0	0	0	1	2	3	-1
33	F	HECKO Vaclav +A	M	0	1	1	0	0	1	0	1	-1
55	F	VESELY Filip (BP)	M	1	0	1	0	2	0	0	2	0
67	D	DOLEZAL Pavel	M	0	0	0	0	0	0	1	1	0
19	F	OHAR Alex	M	0	0	0	0	1	0	1	2	-3
29	D	KUBES Pavel	M	0	0	0	0	0	1	0	1	-1
74	F	GEIER Michal	M	0	0	0	0	0	0	1	1	-1
77	F	PALAT David	M	0	0	0	0	0	0	1	1	-2
82	F	HABL Zdenek	M	0	0	0	0	0	0	0	0	0
11	D	WAGNER Karel	M	0	0	0	0	0	0	0	0	-1
18	F	NOVOTNY Miroslav +A	M	0	0	0	0	1	0	0	1	0
92	F	SEDLACEK Patrik	M	0	0	0	0	0	0	0	0	-1
1	GK	KUDELA Martin	M	0	0	0	0	0	0	0	0	0
6	GK	VAPENKA Michal	M	0	0	0	0	0	0	0	0	0
<b>Total</b>				<b>1</b>	<b>1</b>	<b>2</b>	<b>2</b>	<b>4</b>	<b>3</b>	<b>6</b>	<b>13</b>	

## Legend:

<b>(G)</b>	Goals in tournament	*	does not count for Plus/minus	<b>+/-</b>	Plus/minus net	<b>+A</b>	Assistant Captain
<b>+C</b>	Captain	<b>A</b>	Assists	<b>D</b>	Defence	<b>EQ</b>	Equal strength
<b>ET/Res</b>	Penalty end time/Result of game	<b>F</b>	Forward	<b>G</b>	Goals	<b>Gen</b>	Gender
<b>GK</b>	Goalkeeper	<b>M</b>	Male	<b>MIP</b>	Minutes in play (GK)	<b>No.</b>	Jersey number
<b>PIM</b>	Penalties in minutes	<b>Pos.</b>	Position	<b>PP1</b>	Power play - 1 player	<b>PPG</b>	Power play goals
<b>PTS</b>	Points	<b>SHG</b>	Shorthanded goals	<b>SOG</b>	Shots on goal	<b>SVS</b>	Saves
<b>TTP</b>	Time on power play	<b>TS</b>	Total shots				



TUE 7 MAY 2024  
Start Time 17:00

Mixed

Preliminary Round - Group B, Game 11



### Shot Chart CAN - CZE


Shots by CAN  
Goals (o): 1    SSG (+): 2  
SSP (<): 0    SPG (-): 0




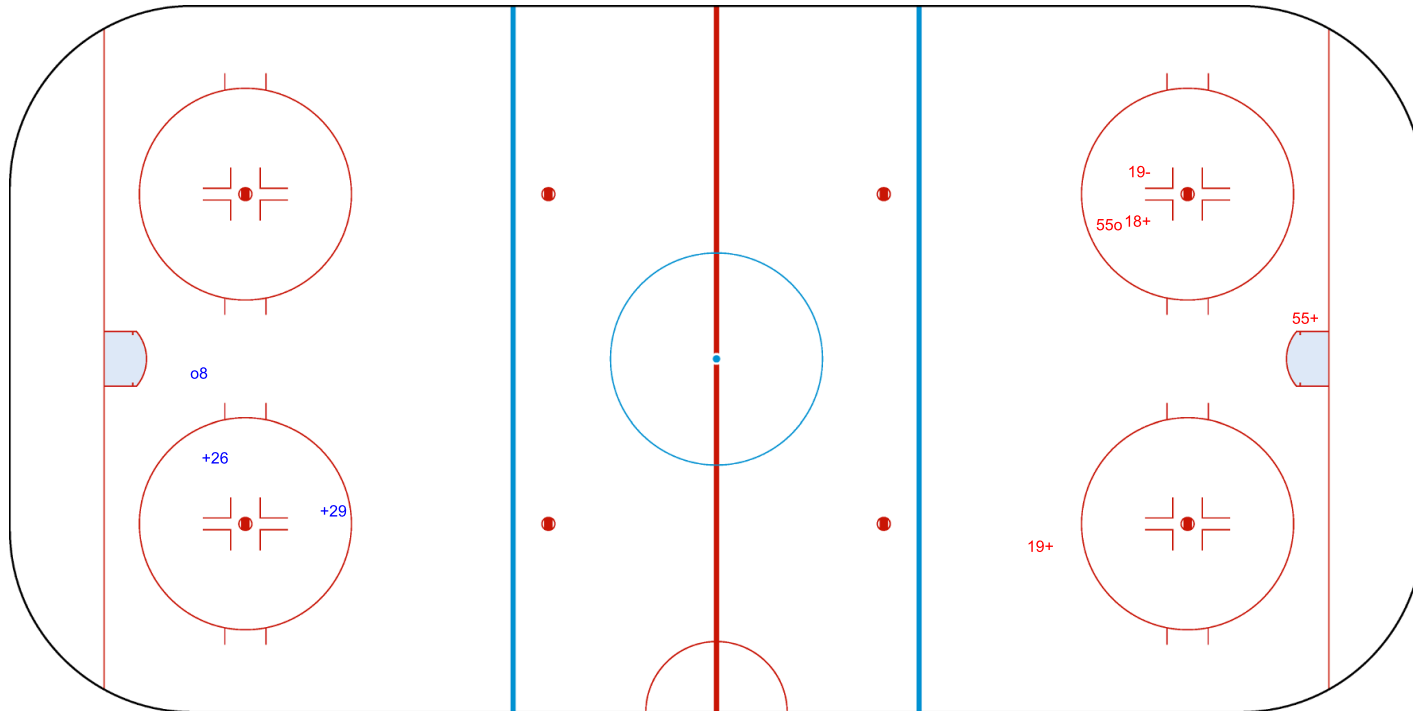
Period: 1



Shots by CZE  
Goals (o): 1    SSG (+): 3  
SSP (>): 0    SPG (-): 1



GK 1 of CZE



GK 54 of CAN



TUE 7 MAY 2024  
Start Time 17:00

Preliminary Round - Group B, Game 11



Mixed

Shots by CZE

Goals (o): 0    SSG (+): 3

SSP (<): 1    SPG (-): 0



GK 54 of CAN




Period: 2



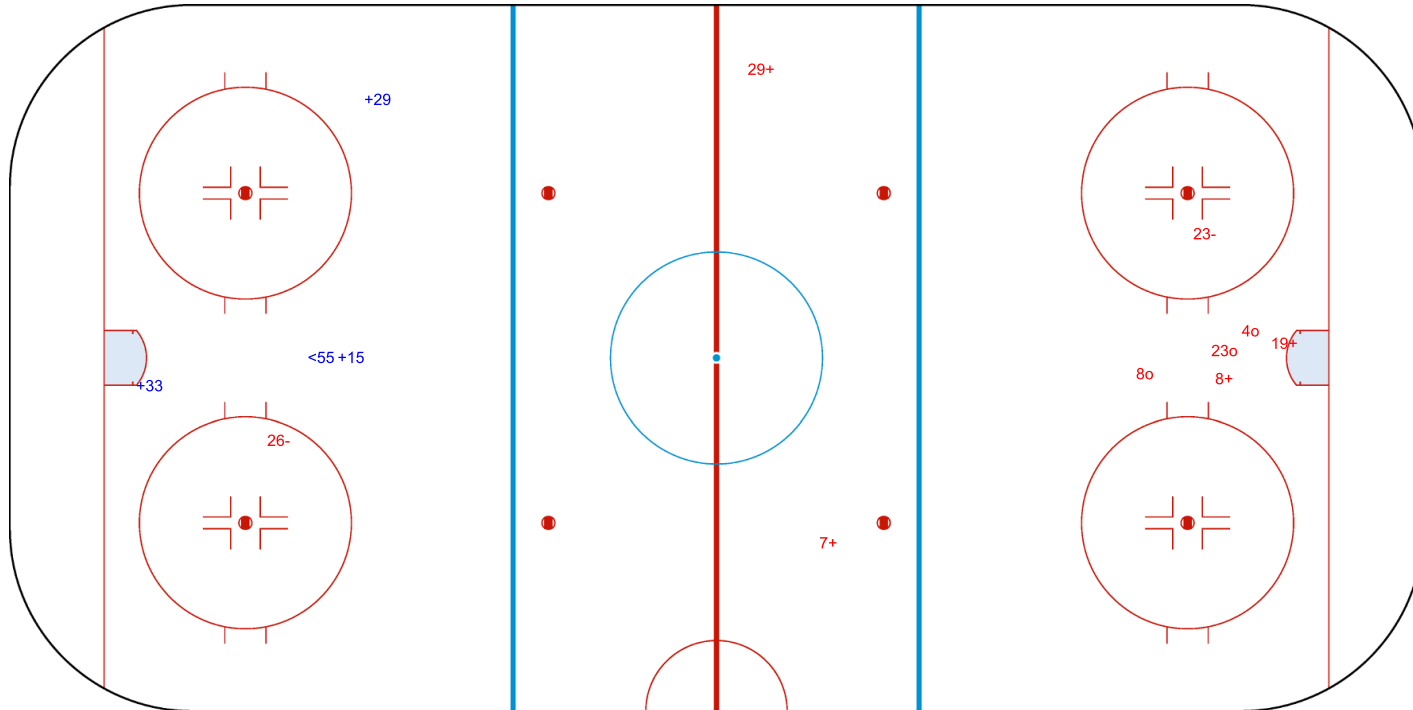
Shots by CAN

Goals (o): 3    SSG (+): 4

SSP (>): 0    SPG (-): 2



GK 1 of CZE





TUE 7 MAY 2024  
Start Time 17:00


Preliminary Round - Group B, Game 11



Mixed

Shots by CAN

Goals (o): 1    SSG (+): 3  
SSP (<): 0    SPG (-): 2



GK 1 of CZE



Period: 3

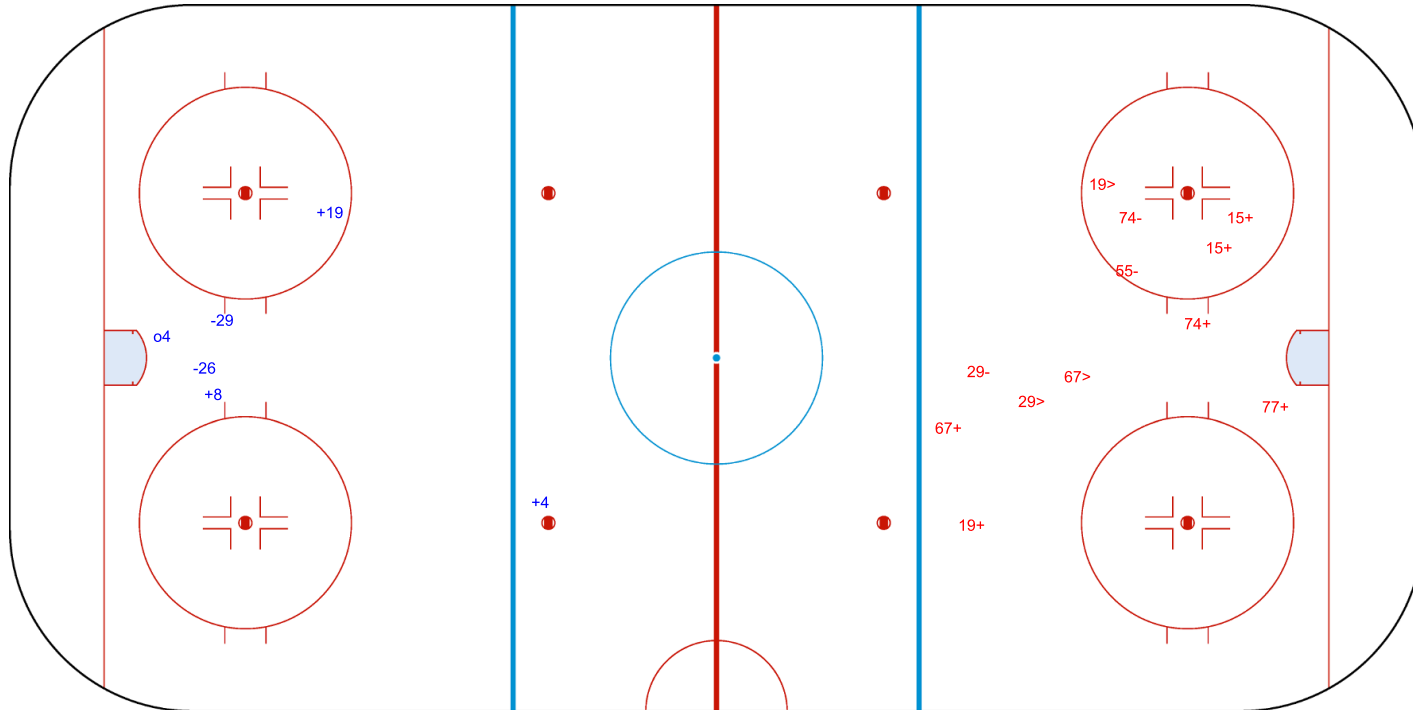


Shots by CZE

Goals (o): 0    SSG (+): 6  
SSP (>): 3    SPG (-): 3



GK 54 of CAN



<b>Legend:</b>	
<b>GK</b> Goalkeeper	<b>SSP</b> Shots saved by player
<b>SPG</b> Shots past goal	<b>SSG</b> Shots saved by goalkeeper



### Face-off Chart

#### CAN - CZE

##### PERIOD 1

	CAN		CZE		CAN		CZE		Total wins all zones				
	Def. zone	Att. zone	Neutral zone	Neutral zone	Att. zone	Def. zone	Def. zone	Def. zone					
	- 4	+ 82	+ 19	- 82	+ 26	- 82			<table border="1"> <thead> <tr> <th>CAN</th> <th>CZE</th> </tr> </thead> <tbody> <tr> <td>10 / 71%</td> <td>4 / 29%</td> </tr> </tbody> </table>	CAN	CZE	10 / 71%	4 / 29%
CAN	CZE												
10 / 71%	4 / 29%												
	+ 19	- 12	- 19	+ 82	+ 11	- 12							
	+ 26	- 82	+ 19	- 12	- 19	+ 82							
	+ 19	- 12	+ 11	- 82	- 19	+ 12							
	+ 26	- 12	+ 26	- 12									
Total wins / period	4 / 80%	1 / 20%	4 / 80%	1 / 20%	2 / 50%	2 / 50%							

##### PERIOD 2

	CAN		CZE		CAN		CZE		Total wins all zones				
	Def. zone	Att. zone	Neutral zone	Neutral zone	Att. zone	Def. zone	Def. zone	Def. zone					
	- 19	+ 12	+ 19	- 82	+ 19	- 33			<table border="1"> <thead> <tr> <th>CAN</th> <th>CZE</th> </tr> </thead> <tbody> <tr> <td>7 / 50%</td> <td>7 / 50%</td> </tr> </tbody> </table>	CAN	CZE	7 / 50%	7 / 50%
CAN	CZE												
7 / 50%	7 / 50%												
	+ 19	- 12	+ 19	- 12	+ 19	- 82							
			+ 26	- 82	- 19	+ 82							
			- 26	+ 12	+ 11	- 12							
			- 11	+ 82	- 19	+ 55							
Total wins / period	1 / 50%	1 / 50%	3 / 60%	2 / 40%	3 / 43%	4 / 57%							

##### PERIOD 3

	CAN		CZE		CAN		CZE		Total wins all zones				
	Def. zone	Att. zone	Neutral zone	Neutral zone	Att. zone	Def. zone	Def. zone	Def. zone					
	- 19	+ 12	- 19	+ 82	+ 11	- 12			<table border="1"> <thead> <tr> <th>CAN</th> <th>CZE</th> </tr> </thead> <tbody> <tr> <td>4 / 44%</td> <td>5 / 56%</td> </tr> </tbody> </table>	CAN	CZE	4 / 44%	5 / 56%
CAN	CZE												
4 / 44%	5 / 56%												
	- 19	+ 12	+ 19	- 82	+ 19	- 82							
	+ 11	- 82	- 26	+ 12									
	- 19	+ 12											
Total wins / period	1 / 25%	3 / 75%	1 / 33%	2 / 67%	2 / 100%	0 / 0%							

##### TOTAL

	CAN		CZE		CAN		CZE		Total wins all zones				
	Def. zone	Att. zone	Neutral zone	Neutral zone	Att. zone	Def. zone	Def. zone	Def. zone					
Total wins / game	6 / 55%	5 / 45%	8 / 62%	5 / 38%	7 / 54%	6 / 46%			<table border="1"> <thead> <tr> <th>CAN</th> <th>CZE</th> </tr> </thead> <tbody> <tr> <td>21 / 57%</td> <td>16 / 43%</td> </tr> </tbody> </table>	CAN	CZE	21 / 57%	16 / 43%
CAN	CZE												
21 / 57%	16 / 43%												



TUE 7 MAY 2024  
Start Time 17:00

Preliminary Round - Group B, Game 11

Mixed



HEAD TO HEAD

		CZE				Tot	wins CAN	Dz	Nz	Az
No.	12	33	55	82						
CAN	4				0 - 1	1	0 0%	0 0%		
	11	3 - 0			2 - 1	6	5 83%	1 100%	1 50%	3 100%
	19	5 - 6	1 - 0	0 - 1	5 - 5	23	11 48%	3 43%	5 71%	3 33%
	26	2 - 2			3 - 0	7	5 71%	2 100%	2 50%	1 100%
	<b>Tot</b>	18	1	1	17	37	21 57%	6 55%	8 62%	7 54%
	<b>wins CZE</b>	8 44%	0 0%	1 100%	7 41%	16 43%				
<b>Dz</b>	2 40%	0 0%	1 100%	3 50%	6 46%					
<b>Nz</b>	2 40%			3 38%	5 38%					
<b>Az</b>	4 50%			1 33%	5 45%					

<b>Legend:</b>										
<b>Az</b>	Attacking zone	<b>Dz</b>	Defending zone	<b>No.</b>	Jersey number	<b>Nz</b>	Neutral zone	<b>Tot.</b>	Total face-offs played	



TUE 7 MAY 2024

Start Time 20:30

Preliminary Round - Group B, Game 12



## Game Roster

## JPN - ITA

## Referee

van GRINSEN Chris (NED)

## Linesmen

LUNDEN Andreas (SWE) , NORUM RIPEL Mathias (NOR)

## Goalkeepers

Team: JPN

No.	Name	Gen	GP	MIP	GA	SVS	SOG	SVS%	GAA
19	HORIE Wataru	M	2	75:00	23	36	59	61.02	13.80
38	OKABE Manabu	M	2	15:00	1	8	9	88.89	3.00

## Team Roster

Team: JPN (Black)

No.	Pos.	Name	Gen	GP	G	A	PTS	PIM	+/-
1	F	KANEKO Mikio	M	2	0	0	0	0	-1
5	F	NIITSU Kazuyoshi	M	2	0	0	0	0	-10
8	D	ISHIKAWA Yudai	M	2	0	0	0	0	-9
9	F	MICHITATSU Gaku	M	0	0	0	0	0	0
10	F	ITO Itsuki	M	2	0	0	0	2	-13
11	D	NASU Norihiko	M	2	0	0	0	0	-5
17	F	MORISAKI Amu	M	2	0	0	0	2	-8
19	GK	HORIE Wataru	M	2	0	0	0	0	
23	F	UKAI Shosei	M	2	0	0	0	0	-6
24	D	SUDO Satoru	M	2	0	0	0	2	-11
25	D	MISAWA Eiji	M	2	0	0	0	0	-13
32	F	UEHARA Daisuke	M	2	0	0	0	0	-12
38	GK	OKABE Manabu	M	2	0	0	0	0	
40	F	SHIOYA Yoshihiro	M	2	0	0	0	0	0
58	F	NAKAMURA Shunsuke	M	2	0	0	0	0	-1
96	F	KUMAGAI Masaharu	M	2	0	0	0	4	-11

Head Coach: NAKAKITA Kojin

Team: ITA

No.	Name	Gen	GP	MIP	GA	SVS	SOG	SVS%	GAA
1	STILLITANO Santino	M	2	60:00	7	32	39	82.05	5.25
82	KASSLATTER Julian	M	2	30:00	7	18	25	72.00	10.50

Team: ITA (White)

No.	Pos.	Name	Gen	GP	G	A	PTS	PIM	+/-
1	GK	STILLITANO Santino	M	2	0	0	0	0	0
2	D	ENDERLE Alex	M	2	0	0	0	0	-6
3	F	ROSA Gianluigi	M	2	0	0	0	4	-4
4	F	REMOTTI MARNINI Matteo	M	2	0	0	0	2	-1
6	D	CAVALIERE Gian Luca	M	2	0	0	0	4	-6
8	F	RADICE Roberto	M	1	0	0	0	0	-2
10	F	KAFMANN Stephan	M	2	0	0	0	0	-8
11	F	LARCH Nils	M	2	1	0	1	2	-5
18	D	MACRI Andrea	M	2	0	0	0	2	-4
25	F	TORELLA Francesco	M	2	0	0	0	0	-1
26	D	ANTOCHI Eusebiu	M	2	0	0	0	4	-3
27	F	ANDREONI Alessandro	M	2	0	0	0	0	-6
62	F	DEPAOLI Christoph	M	2	0	1	1	0	-3
77	F	LANZA Gabriele	M	2	0	0	0	0	0
82	GK	KASSLATTER Julian	M	2	0	0	0	0	

Head Coach: BIANCHI Mirko

## Legend:

<b>+/-</b>	Plus/minus net	<b>A</b>	Assists	<b>D</b>	Defence	<b>F</b>	Forward
<b>G</b>	Goals	<b>GA</b>	Goals against	<b>GAA</b>	Goals against as average per 45 minutes	<b>Gen</b>	Gender
<b>GK</b>	Goalkeeper	<b>GP</b>	Games played	<b>M</b>	Male	<b>MIP</b>	Minutes and seconds played
<b>No.</b>	Jersey number	<b>PIM</b>	Penalties in minutes	<b>Pos.</b>	Position	<b>PTS</b>	Points
<b>SOG</b>	Shots on goal	<b>SVS</b>	Saves	<b>SVS%</b>	Saves in percentage		



**TUE 7 MAY 2024**  
Start Time 20:30

**Preliminary Round - Group B, Game 12**



## Line-ups

### JPN - ITA

#### Referee

van GRINSEN Chris (NED)

#### Linesmen

LUNDEN Andreas (SWE) , NORUM RIPEL Mathias (NOR)

#### Goalkeepers

**Team: JPN**

No.	Name	Gen
19	HORIE Wataru	M
38	OKABE Manabu	M

#### Team Line-ups

**Team: JPN (Black)**

No.	Pos.	Name	Gen
11	D	NASU Norihiko	M
24	D	SUDO Satoru	M
10	F	ITO Itsuki	M
32	F	UEHARA Daisuke	M
96	F	KUMAGAI Masaharu +C	M
8	D	ISHIKAWA Yudai	M
25	D	MISAWA Eiji +A	M
5	F	NIITSU Kazuyoshi +A	M
17	F	MORISAKI Amu	M
23	F	UKAI Shosei	M
1	F	KANEKO Mikio	M
40	F	SHIOYA Yoshihiro	M
58	F	NAKAMURA Shunsuke	M

**Head Coach:** NAKAKITA Kojin

#### NOT DRESSED:

9 F MICHITATSU Gaku M

**Team: ITA**

No.	Name	Gen
1	STILLITANO Santino	M
82	KASSLATTER Julian	M

**Team: ITA (White)**

No.	Pos.	Name	Gen
2	D	ENDERLE Alex	M
6	D	CAVALIERE Gian Luca +C	M
3	F	ROSA Gianluigi	M
4	F	REMOTTI MARNINI Matteo	M
62	F	DEPAOLI Christoph +A	M
18	D	MACRI Andrea +A	M
26	D	ANTOCHI Eusebiu	M
10	F	KAFMANN Stephan	M
11	F	LARCH Nils	M
27	F	ANDREONI Alessandro	M
8	F	RADICE Roberto	M
25	F	TORELLA Francesco	M
77	F	LANZA Gabriele	M

**Head Coach:** BIANCHI Mirko

#### Legend:

<b>+A</b>	Assistant Captain	<b>+C</b>	Captain	<b>D</b>	Defence	<b>F</b>	Forward
<b>Gen</b>	Gender	<b>M</b>	Male	<b>No.</b>	Jersey number	<b>Pos.</b>	Position





TUE 7 MAY 2024  
Start Time 20:30

Preliminary Round - Group B, Game 12



## Graphical Line-ups

### JPN - ITA

#### Referee

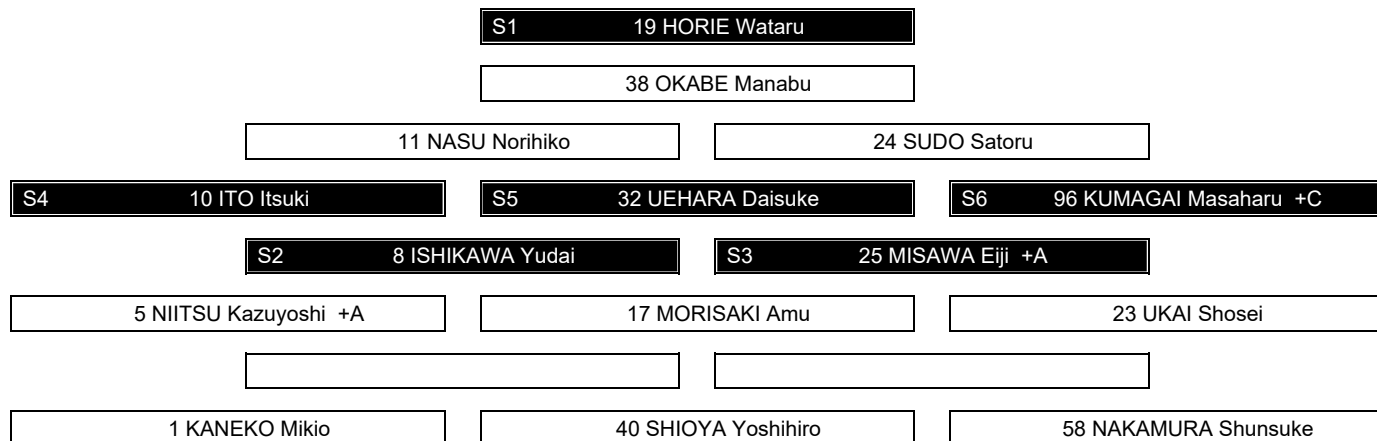
van GRINSEN Chris (NED)

#### Linesmen

LUNDEN Andreas (SWE) , NORUM RIPEL Mathias (NOR)

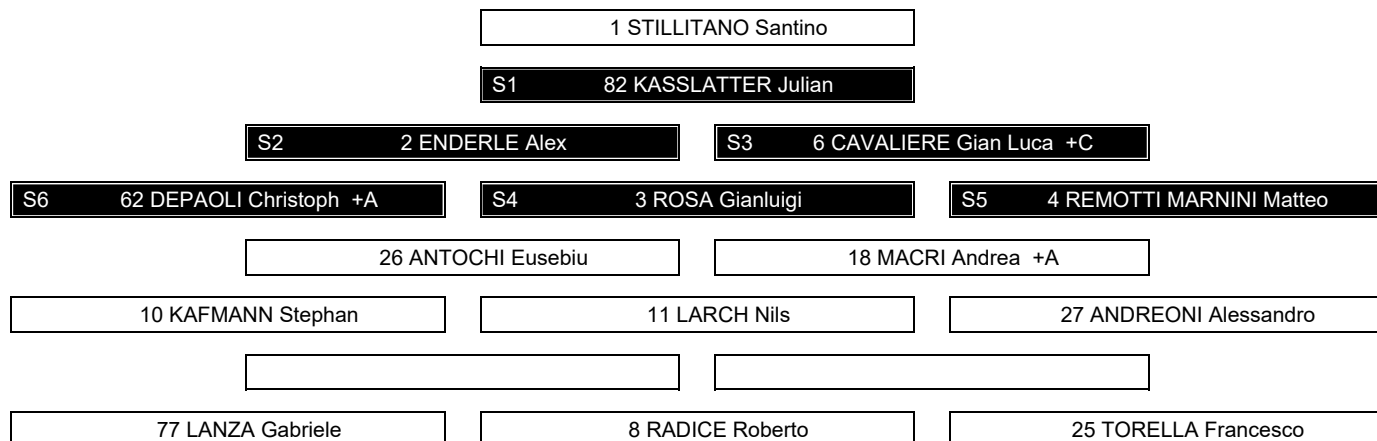
Team: JPN - Japan (Black)

Head Coach: NAKAKITA Kojin



Team: ITA - Italy (White)

Head Coach: BIANCHI Mirko



#### Legend:

+A Assistant Captain

+C Captain

Sn Starting position



TUE 7 MAY 2024

Start Time 20:30

End Time 22:41

Preliminary Round - Group B, Game 12

Mixed



## Game Summary

JPN - ITA 2 - 1 (0 - 0, 1 - 1, 0 - 0, 0 - 0, 1 - 0)

Spectators	Referee	Linesmen
61	van GRINSEN Chris (NED)	LUNDEN Andreas (SWE) , NORUM RIPEL Mathias (NOR)

## Team Statistics

Period	Score	SVS	SOG	PIM	TPP	PPG	SHG
1	0 : 0	4 : 1	1 : 4	2 : 0	00:00 : 02:00	0 : 0	0 : 0
2	1 : 1	11 : 4	5 : 12	4 : 0	00:00 : 04:00	0 : 0	1 : 0
3	0 : 0	10 : 4	4 : 10	4 : 0	00:00 : 04:00	0 : 0	0 : 0
OT	0 : 0	1 : 4	4 : 1	0 : 4	02:16 : 00:00	0 : 0	0 : 0
PSS	1 : 0	0 : 0	1 : 0	0 : 0	00:00 : 00:00	0 : 0	0 : 0
<b>Total</b>	<b>2 : 1</b>	<b>26 : 13</b>	<b>15 : 27</b>	<b>10 : 4</b>	<b>02:16 : 10:00</b>	<b>0 : 0</b>	<b>1 : 0</b>

## 1st Period

Action	Time	ET/Res	Team	Type	No.	Name	(G) Name of Assistant(s) / Action Description
GK	00:00		JPN		19	HORIE W	- Goalkeeper in
GK	00:00		ITA		82	KASSLATTER J	- Goalkeeper in
Penalty	02:11	04:11	JPN	2 min.	96	KUMAGAI M	- Teeing

## 2nd Period

Action	Time	ET/Res	Team	Type	No.	Name	(G) Name of Assistant(s) / Action Description
<b>Goal</b>	<b>15:51</b>	<b>0 : 1</b>	<b>ITA</b>	<b>EQ</b>	<b>62</b>	<b>DEPAOLI C</b>	(1) 3 ROSA G On Ice JPN 19 8 10 25 32 96 4 REMOTTI MARNINI M ITA 82 2 3 4 6 62
Penalty	17:33	19:33	JPN	2 min.	23	UKAI S	- Teeing
Penalty	24:27	26:27	JPN	2 min.	8	ISHIKAWA Y	- Tripping
<b>Goal</b>	<b>25:02</b>	<b>1 : 1</b>	<b>JPN</b>	<b>SH1</b>	<b>96</b>	<b>KUMAGAI M</b>	(1) On Ice JPN 19 10 24 32 96 ITA 82 3 10 11 18 62

## 3rd Period

Action	Time	ET/Res	Team	Type	No.	Name	(G) Name of Assistant(s) / Action Description
Penalty	35:27	37:27	JPN	2 min.	10	ITO I	- Teeing
Penalty	37:42	39:42	JPN	2 min.	32	UEHARA D	- Tripping

Action	Time	ET/Res	Team	Type	No.	Name	(G) Name of Assistant(s) / Action Description
Time-out	00:00		JPN				
Penalty	47:44	49:44	ITA	2 min.	62	DEPAOLI C	- Teeing
Penalty	49:39	50:00	ITA	2 min.	3	ROSA G	- Teeing
GK	50:00		JPN				19 HORIE W - Goalkeeper out
GK	50:00		ITA				82 KASSLATTER J - Goalkeeper out

## Penalty-Shot Shootout

Action	Time	Result	Team	No.	Name	(G) Action Description	Goalkeeper
		0 : 0	JPN	10	ITO I	- Missed (left)	82 KASSLATTER J (ITA)
		0 : 0	ITA	62	DEPAOLI C	- Saved by goalie	19 HORIE W (JPN)
		0 : 0	JPN	32	UEHARA D	- Missed (right)	82 KASSLATTER J (ITA)
		0 : 0	ITA	11	LARCH N	- Saved by goalie	19 HORIE W (JPN)
		1 : 0	JPN	96	KUMAGAI M	- Scored	82 KASSLATTER J (ITA)
		0 : 0	ITA	18	MACRI A	- Saved by goalie	19 HORIE W (JPN)
GWG	50:00	1 : 0	JPN	96	KUMAGAI M		

## Goalkeeper Records

Team : JPN - Japan

No.	Name	SOG	SVS	MIP
19	HORIE Wataru	27	26	50:00
38	OKABE Manabu			

Team : ITA - Italy

No.	Name	SOG	SVS	MIP
82	KASSLATTER Julian	14	13	50:00
1	STILLITANO Santino			



TUE 7 MAY 2024

Start Time 20:30

End Time 22:41

Preliminary Round - Group B, Game 12



## Game Statistics

Team : JPN (Black)

Head Coach : NAKAKITA Kojin

No.	Pos.	Name	Gen	G	A	PTS	PIM	Shots on Goal				+/-
								1	2	3	TS	
10	F	ITO Itsuki	M	0	0	0	2	0	1	2	5	0
11	D	NASU Norihiko	M	0	0	0	0	0	1	0	1	0
24	D	SUDO Satoru	M	0	0	0	0	0	0	0	1	+1
32	F	UEHARA Daisuke	M	0	0	0	2	0	0	1	1	0
96	F	KUMAGAI Masaharu +C (BP)	M	1	0	1	2	0	3	0	3	0
5	F	NIITSU Kazuyoshi +A	M	0	0	0	0	1	0	0	1	0
8	D	ISHIKAWA Yudai	M	0	0	0	2	0	0	1	2	-1
17	F	MORISAKI Amu	M	0	0	0	0	0	0	0	0	0
23	F	UKAI Shosei	M	0	0	0	2	0	0	0	0	0
25	D	MISAWA Eiji +A	M	0	0	0	0	0	0	0	0	-1
1	F	KANEKO Mikio	M	0	0	0	0	0	0	0	0	0
40	F	SHIOYA Yoshihiro	M	0	0	0	0	0	0	0	0	0
58	F	NAKAMURA Shunsuke	M	0	0	0	0	0	0	0	0	0
19	GK	HORIE Wataru	M	0	0	0	0	0	0	0	0	0
38	GK	OKABE Manabu	M	0	0	0	0	0	0	0	0	0
<b>Total</b>				<b>1</b>	<b>0</b>	<b>1</b>	<b>10</b>	<b>1</b>	<b>5</b>	<b>4</b>	<b>14</b>	

Team : ITA (White)

Head Coach : BIANCHI Mirko

No.	Pos.	Name	Gen	G	A	PTS	PIM	Shots on Goal				+/-
								1	2	3	TS	
2	D	ENDERLE Alex	M	0	0	0	0	1	2	1	4	+1
3	F	ROSA Gianluigi	M	0	1	1	2	3	1	3	8	0
4	F	REMOTTI MARNINI Matteo	M	0	1	1	0	0	0	0	0	+1
6	D	CAVALIERE Gian Luca +C	M	0	0	0	0	0	0	0	0	+1
62	F	DEPAOLI Christoph +A (BP)	M	1	0	1	2	0	3	0	3	0
10	F	KAFMANN Stephan	M	0	0	0	0	0	0	1	1	-1
11	F	LARCH Nils	M	0	0	0	0	0	0	0	0	-1
18	D	MACRI Andrea +A	M	0	0	0	0	0	2	4	6	-1
26	D	ANTOCHI Eusebiu	M	0	0	0	0	0	2	0	2	0
27	F	ANDREONI Alessandro	M	0	0	0	0	0	1	1	2	0
8	F	RADICE Roberto	M	0	0	0	0	0	1	0	1	0
25	F	TORELLA Francesco	M	0	0	0	0	0	0	0	0	0
77	F	LANZA Gabriele	M	0	0	0	0	0	0	0	0	0
1	GK	STILLITANO Santino	M	0	0	0	0	0	0	0	0	0
82	GK	KASSLATTER Julian	M	0	0	0	0	0	0	0	0	0
<b>Total</b>				<b>1</b>	<b>2</b>	<b>3</b>	<b>4</b>	<b>4</b>	<b>12</b>	<b>10</b>	<b>27</b>	

## Legend:

<b>(G)</b> Goals in tournament	<b>+/-</b> Plus/minus net	<b>+A</b> Assistant Captain	<b>+C</b> Captain
<b>A</b> Assists	<b>D</b> Defence	<b>EQ</b> Equal strength	<b>ET/Res</b> Penalty end time/Result of game
<b>F</b> Forward	<b>G</b> Goals	<b>Gen</b> Gender	<b>GK</b> Goalkeeper
<b>GWG</b> Game winning goal	<b>M</b> Male	<b>MIP</b> Minutes in play (GK)	<b>No.</b> Jersey number
<b>PIM</b> Penalties in minutes	<b>Pos.</b> Position	<b>PPG</b> Power play goals	<b>PSS</b> Penalty-Shot Shootout
<b>PTS</b> Points	<b>SH1</b> Shorthanded - 1 player	<b>SHG</b> Shorthanded goals	<b>SOG</b> Shots on goal
<b>SVS</b> Saves	<b>TPP</b> Time on power play	<b>TS</b> Total shots	



TUE 7 MAY 2024  
Start Time 20:30

Mixed

Preliminary Round - Group B, Game 12



### Shot Chart JPN - ITA

Shots by JPN  
Goals (o): 0  
SSP (<): 1  
SSG (+): 1  
SPG (-): 0



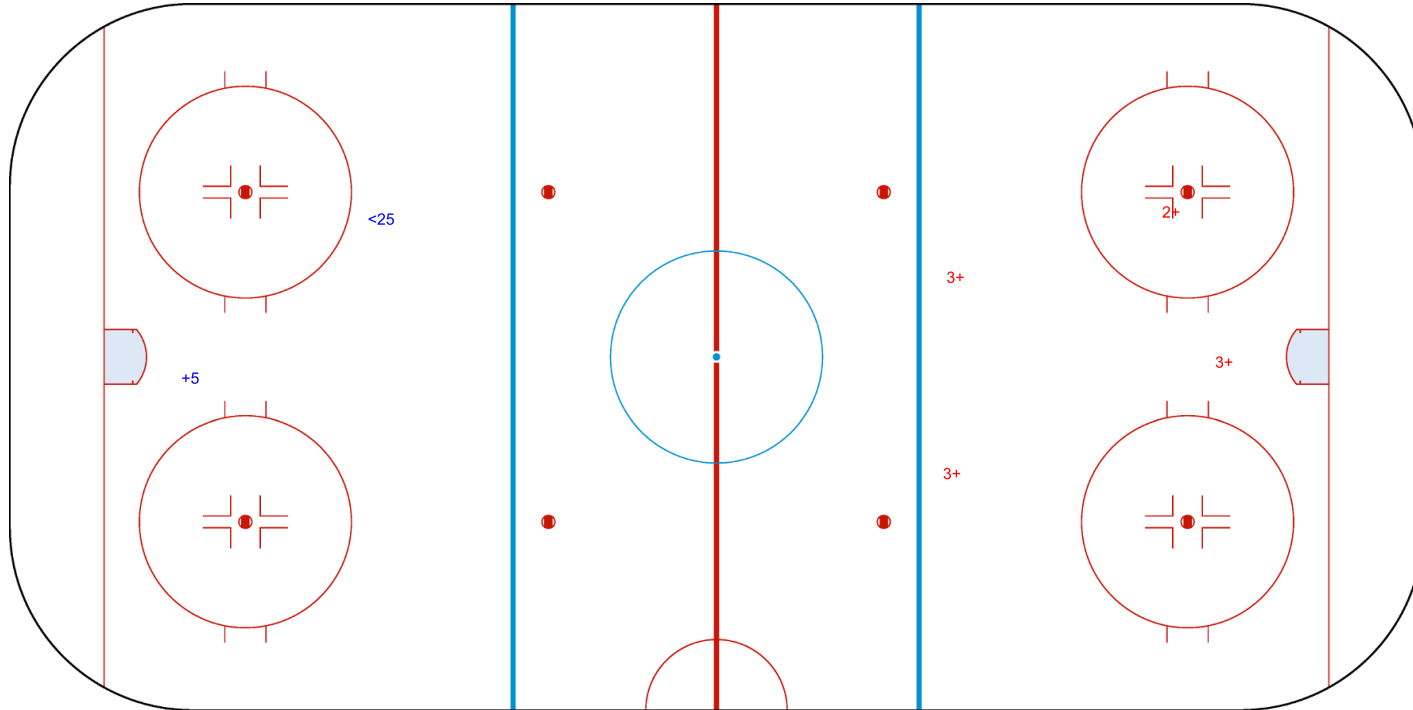
Period: 1



Shots by ITA  
Goals (o): 0  
SSP (>): 0  
SSG (+): 4  
SPG (-): 0



GK 82 of ITA



GK 19 of JPN



TUE 7 MAY 2024  
Start Time 20:30


Preliminary Round - Group B, Game 12



Mixed

Shots by ITA

Goals (o): 1    SSG (+): 11  
SSP (<): 2    SPG (-): 6



GK 19 of JPN




Period: 2

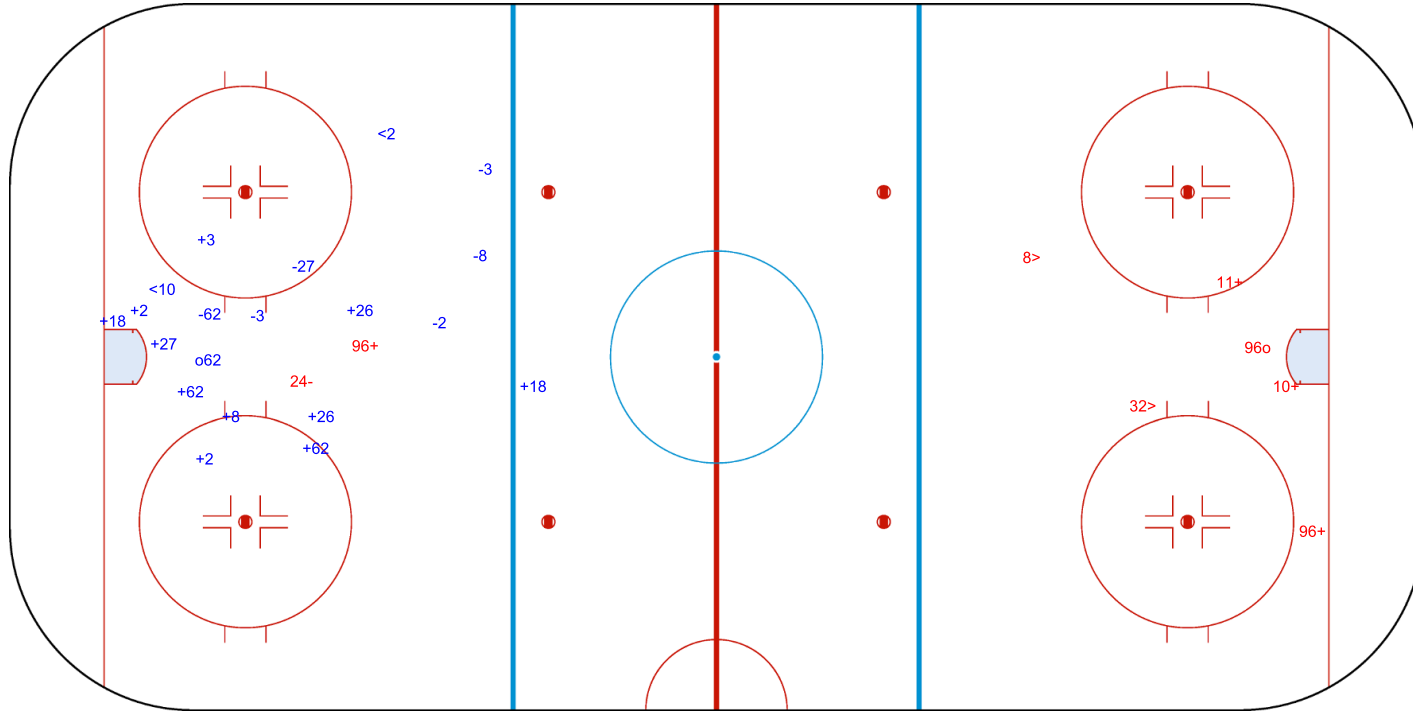


Shots by JPN

Goals (o): 1    SSG (+): 4  
SSP (>): 2    SPG (-): 1



GK 82 of ITA





TUE 7 MAY 2024  
Start Time 20:30

Preliminary Round - Group B, Game 12



Mixed

Shots by JPN

Goals (o): 0

SSG (+): 4

SSP (<): 0

SPG (-): 3



GK 82 of ITA



Period: 3



Shots by ITA

Goals (o): 0

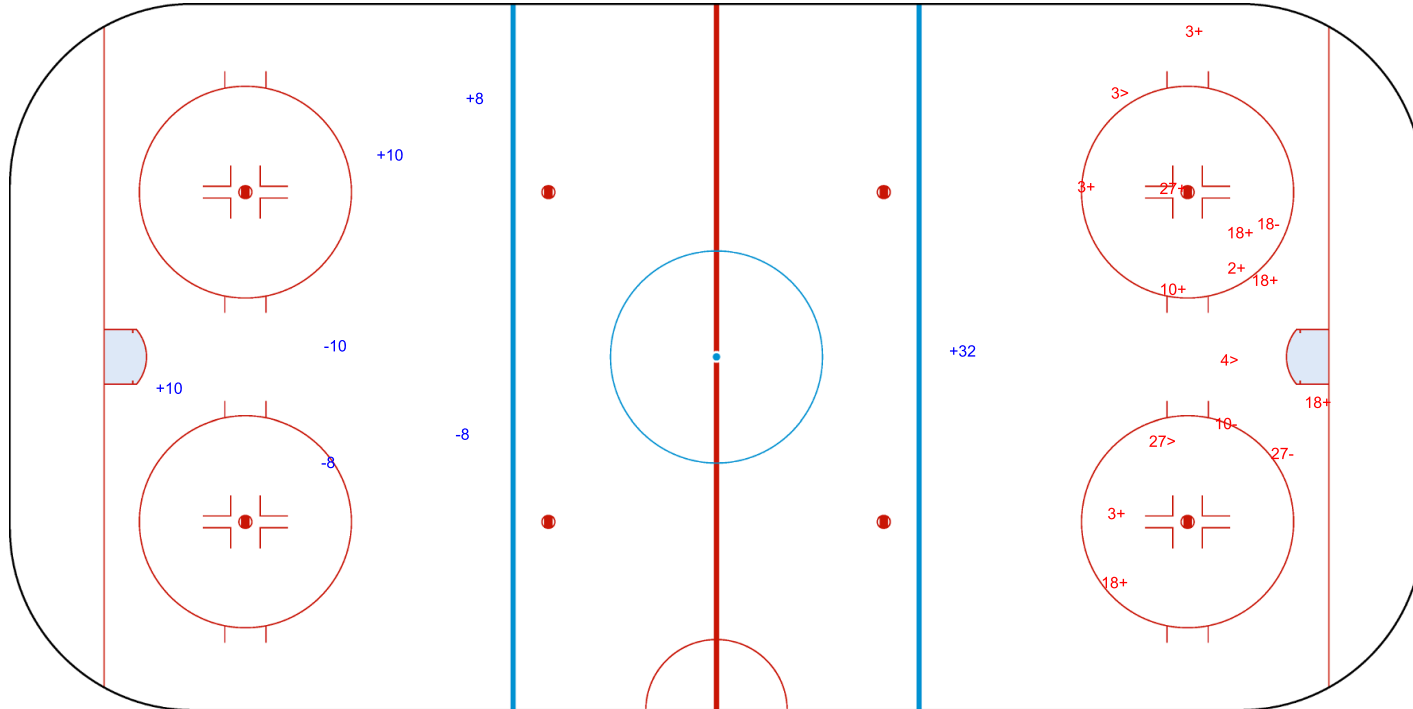
SSG (+): 10

SSP (>): 3

SPG (-): 3



GK 19 of JPN





TUE 7 MAY 2024  
Start Time 20:30

Preliminary Round - Group B, Game 12



Mixed

Shots by JPN

Goals (o): 0    SSG (+): 4  
SSP (<): 1    SPG (-): 0



GK 82 of ITA



Overtime

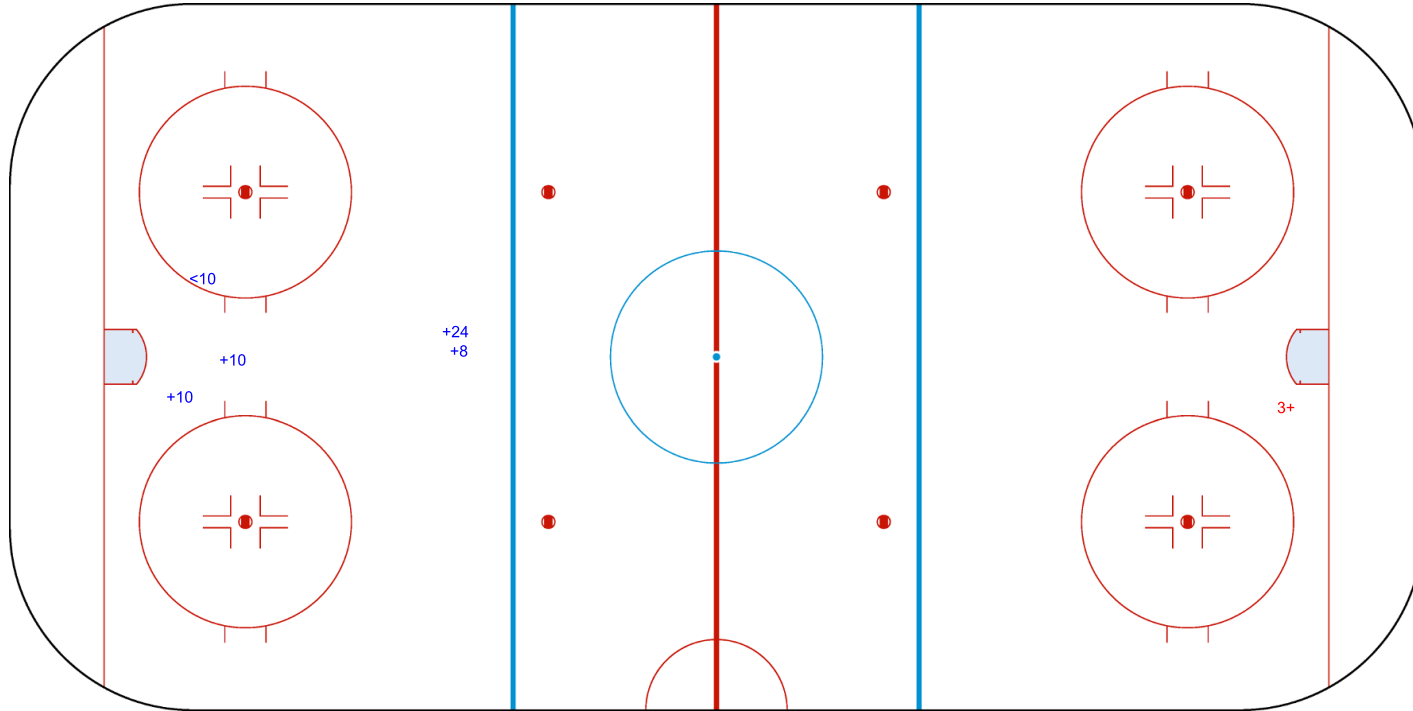


Shots by ITA

Goals (o): 0    SSG (+): 1  
SSP (>): 0    SPG (-): 0



GK 19 of JPN



<b>Legend:</b>	<b>GK</b> Goalkeeper	<b>SPG</b> Shots past goal	<b>SSG</b> Shots saved by goalkeeper	<b>SSP</b> Shots saved by player
----------------	----------------------	----------------------------	--------------------------------------	----------------------------------



Face-off Chart  
JPN - ITA

PERIOD 1

	JPN		ITA		JPN		ITA		Total wins all zones
	Def. zone	Att. zone	Neutral zone		Att. zone	Def. zone			
	- 10	+ 8	- 10	+ 3	- 23	+ 11			
	- 10	+ 3	+ 23	- 3	- 10	+ 11			
	- 10	+ 11	- 10	+ 11					
	- 10	+ 11							
	- 10	+ 3							
	- 10	+ 11							
Total wins / period	0 / 0%	6 / 100%	1 / 33%	2 / 67%	0 / 0%	2 / 100%	1 / 9%	10 / 91%	

PERIOD 2

	JPN		ITA		JPN		ITA		Total wins all zones
	Def. zone	Att. zone	Neutral zone		Att. zone	Def. zone			
	+ 23	- 11	- 10	+ 3	+ 10	- 3			
	+ 10	- 11	- 23	+ 11	- 23	+ 3			
	+ 5	- 11	+ 10	- 8					
	- 10	+ 27	- 10	+ 8					
	- 23	+ 11	- 10	+ 11					
	+ 10	- 11							
	- 10	+ 11							
	- 23	+ 11							
	- 10	+ 3							
	- 23	+ 11							
Total wins / period	4 / 40%	6 / 60%	1 / 20%	4 / 80%	1 / 50%	1 / 50%	6 / 35%	11 / 65%	

PERIOD 3

	JPN		ITA		JPN		ITA		Total wins all zones
	Def. zone	Att. zone	Neutral zone		Att. zone	Def. zone			
	+ 23	- 3	- 10	+ 11	+ 10	- 27			
	+ 23	- 3	- 10	+ 11	- 10	+ 62			
	+ 32	- 11							
	- 10	+ 8							
	- 10	+ 11							
	- 32	+ 27							
	+ 10	- 27							
Total wins / period	4 / 57%	3 / 43%	0 / 0%	2 / 100%	1 / 50%	1 / 50%	5 / 45%	6 / 55%	

OVERTIME





TUE 7 MAY 2024  
Start Time 20:30

Preliminary Round - Group B, Game 12

Mixed



	JPN		ITA		JPN		ITA		Total wins all zones
	Def. zone	Att. zone	Neutral zone		Att. zone	Def. zone			
	+ 10	- 3	- 10	+ 3	+ 10	- 11	+ 10	- 11	
					- 10	+ 11	+ 10	- 11	
Total wins / period	1 / 100%	0 / 0%	0 / 0%	1 / 100%	3 / 75%	1 / 25%			
									JPN 4 / 67% ITA 2 / 33%

**TOTAL**

	JPN		ITA		JPN		ITA		Total wins all zones
	Def. zone	Att. zone	Neutral zone		Att. zone	Def. zone			
Total wins / game	9 / 38%	15 / 62%	2 / 18%	9 / 82%	5 / 50%	5 / 50%			JPN 16 / 36% ITA 29 / 64%

**HEAD TO HEAD**

	No.	ITA					Tot	wins JPN	Dz	Nz	Az
		3	8	11	27	62					
JPN	5			1 - 0			1	100%	100%		
	10	2 - 6	1 - 3	5 - 11	2 - 1	0 - 1	32	31%	27%	11%	63%
	23	3 - 1		1 - 5			10	40%	50%	50%	0%
	32			1 - 0	0 - 1		2	50%	50%		
	<b>Tot</b>	12	4	24	4	1	45	36%	38%	18%	50%
<b>wins ITA</b>	7	3	16	2	1	29	58%	75%	67%	50%	64%
<b>Dz</b>	1		3	0	1	5	50%		0%	100%	50%
<b>Nz</b>	3	1	5			9	75%	50%	100%		82%
<b>Az</b>	3	2	8	2		15	50%	100%	62%		62%

**Legend:**  
**Az** Attacking zone    **Dz** Defending zone    **No.** Jersey number    **Nz** Neutral zone    **Tot.** Total face-offs played



## Tournament Progress

As of MON 13 MAY 2024

Rank	Team	GP	W	OTW	OTL	L	GDF	GF:GA	PTS
1	KOR	2	2	0	0	0	+6	8 : 2	6
2	SVK	2	1	0	0	1	-1	3 : 4	3
3	ITA	2	1	0	0	1	0	2 : 2	3
4	JPN	2	0	0	0	2	-5	1 : 6	0

Game	Group	Date	Time	Teams	Results	1	2	3	OT	PSS	Venue
13		WED 8 MAY	13:30 GMT-6	SVK - ITA	2 - 1	1 - 0	1 - 1	0 - 0			WinSport Arena
14		WED 8 MAY	17:30 GMT-6	JPN - KOR	1 - 5	0 - 2	1 - 1	0 - 2			WinSport Arena
17		SAT 11 MAY	13:30 GMT-6	JPN - ITA	0 - 1	0 - 0	0 - 0	0 - 1			WinSport Arena
18		SAT 11 MAY	17:30 GMT-6	SVK - KOR	1 - 3	1 - 0	0 - 2	0 - 1			WinSport Arena

### Note:

Rank within each group is based on points. For tie-break rules see 'Competition Format and Rules'.

### Legend:

<b>1</b>	1st period	<b>2</b>	2nd period	<b>3</b>	3rd period	<b>GA</b>	Goals against	<b>GDF</b>	Goal difference
<b>GF</b>	Goals for	<b>GP</b>	Games played	<b>PSS</b>	Penalty-Shot Shootout	<b>L</b>	Losses	<b>OT</b>	Overtime
<b>OTL</b>	Overtime loss	<b>OTW</b>	Overtime win	<b>PTS</b>	Points	<b>W</b>	Wins		



WED 8 MAY 2024

Start Time 13:30

Mixed

Qualifying Round, Game 13



## Game Roster

## SVK - ITA

## Referee

JOHANSSON Niklas (SWE)

## Linesmen

HUS Igor (SVK) , NORUM RIPEL Mathias (NOR)

## Goalkeepers

Team: SVK

No.	Name	Gen	GP	MIP	GA	SVS	SOG	SVS%	GAA
18	LEPACEK Eduard	M	3	130:24	19	58	77	75.32	6.56
21	PASTUCHA Miroslav	M	3	04:36	3	0	3	0.00	29.35

## Team Roster

Team: SVK (Blue)

No.	Pos.	Name	Gen	GP	G	A	PTS	PIM	+/-
7	F	STASAK Miroslav	M	3	1	0	1	2	-14
11	F	LIGDA Marian	M	3	0	2	2	2	-12
18	GK	LEPACEK Eduard	M	3	0	0	0	0	
21	GK	PASTUCHA Miroslav	M	3	0	0	0	0	
25	F	JOPPA Martin	M	1	3	1	4	0	+1
30	D	FOJTIK Erik	M	3	0	1	1	6	-14
33	D	HLINKA Michal	M	3	0	0	0	0	-10
44	F	TURIC Robert	M	3	0	0	0	0	-7
45	F	VECEREK Milos	M	3	0	1	1	4	-12
66	D	FERENCIK Slavomir	M	3	0	0	0	0	-13
98	F	KORMAN David	M	3	0	0	0	0	-14

Head Coach: HRICKO Ivan

Team: ITA

No.	Name	Gen	GP	MIP	GA	SVS	SOG	SVS%	GAA
1	STILLITANO Santino	M	3	60:00	7	32	39	82.05	5.25
82	KASSLATTER Julian	M	3	80:00	8	31	39	79.49	4.50

Team: ITA (White)

No.	Pos.	Name	Gen	GP	G	A	PTS	PIM	+/-
1	GK	STILLITANO Santino	M	3	0	0	0	0	
2	D	ENDERLE Alex	M	3	0	0	0	0	-5
3	F	ROSA Gianluigi	M	3	0	1	1	6	-4
4	F	REMOTTI MARNINI Matteo	M	3	0	1	1	2	0
6	D	CAVALIERE Gian Luca	M	3	0	0	0	4	-5
8	F	RADICE Roberto	M	2	0	0	0	0	-2
10	F	KAFMANN Stephan	M	3	0	0	0	0	-9
11	F	LARCH Nils	M	3	1	0	1	2	-6
18	D	MACRI Andrea	M	3	0	0	0	2	-5
25	F	TORELLA Francesco	M	3	0	0	0	0	-1
26	D	ANTOCHI Eusebiu	M	3	0	0	0	4	-3
27	F	ANDREONI Alessandro	M	3	0	0	0	0	-6
62	F	DEPAOLI Christoph	M	3	1	1	2	2	-3
77	F	LANZA Gabriele	M	3	0	0	0	0	0
82	GK	KASSLATTER Julian	M	3	0	0	0	0	

Head Coach: BIANCHI Mirko

## Legend:

<b>+/-</b>	Plus/minus net	<b>A</b>	Assists	<b>D</b>	Defence	<b>F</b>	Forward
<b>G</b>	Goals	<b>GA</b>	Goals against	<b>GAA</b>	Goals against as average per 45 minutes	<b>Gen</b>	Gender
<b>GK</b>	Goalkeeper	<b>GP</b>	Games played	<b>M</b>	Male	<b>MIP</b>	Minutes and seconds played
<b>No.</b>	Jersey number	<b>PIM</b>	Penalties in minutes	<b>Pos.</b>	Position	<b>PTS</b>	Points
<b>SOG</b>	Shots on goal	<b>SVS</b>	Saves	<b>SVS%</b>	Saves in percentage		



WED 8 MAY 2024  
Start Time 13:30

Mixed  
Qualifying Round, Game 13



## Line-ups

### SVK - ITA

#### Referee

JOHANSSON Niklas (SWE)

#### Linesmen

HUS Igor (SVK) , NORUM RIPEL Mathias (NOR)

#### Goalkeepers

Team: SVK

No.	Name	Gen
18	LEPACEK Eduard	M
21	PASTUCHA Miroslav	M

#### Team Line-ups

Team: SVK (Blue)

No.	Pos.	Name	Gen
30	D	FOJTIK Erik	M
66	D	FERENCIK Slavomir	M
25	F	JOPPA Martin +C	M
45	F	VECEREK Milos	M
98	F	KORMAN David	M
33	D	HLINKA Michal	M
7	F	STASAK Miroslav +A	M
11	F	LIGDA Marian +A	M
44	F	TURIC Robert	M

Head Coach: HRICKO Ivan

Team: ITA

No.	Name	Gen
1	STILLITANO Santino	M
82	KASSLATTER Julian	M

Team: ITA (White)

No.	Pos.	Name	Gen
2	D	ENDERLE Alex	M
6	D	CAVALIERE Gian Luca +C	M
3	F	ROSA Gianluigi	M
4	F	REMOTTI MARNINI Matteo	M
62	F	DEPAOLI Christoph +A	M
18	D	MACRI Andrea +A	M
26	D	ANTOCHI Eusebiu	M
10	F	KAFMANN Stephan	M
11	F	LARCH Nils	M
27	F	ANDREONI Alessandro	M
8	F	RADICE Roberto	M
25	F	TORELLA Francesco	M
77	F	LANZA Gabriele	M

Head Coach: BIANCHI Mirko

#### Legend:

**+A** Assistant Captain  
**Gen** Gender

**+C** Captain  
**M** Male

**D** Defence  
**No.** Jersey number

**F** Forward  
**Pos.** Position



WED 8 MAY 2024  
Start Time 13:30

Mixed  
Qualifying Round, Game 13



## Graphical Line-ups

## SVK - ITA

**Referee**  
JOHANSSON Niklas (SWE)

**Linesmen**  
HUS Igor (SVK) , NORUM RIPEL Mathias (NOR)

**Team:** SVK - Slovakia (Blue)

**Head Coach:** HRICKO Ivan

S1 18 LEPACEK Eduard		
21 PASTUCHA Miroslav		
S2 30 FOJTIK Erik	S3 66 FERENCIK Slavomir	
S5 45 VECEREK Milos	S4 25 JOPPA Martin +C	S6 98 KORMAN David
33 HLINKA Michal		
7 STASAK Miroslav +A	11 LIGDA Marian +A	44 TURIC Robert

**Team:** ITA - Italy (White)

**Head Coach:** BIANCHI Mirko

S1 1 STILLITANO Santino		
82 KASSLATTER Julian		
S2 2 ENDERLE Alex	S3 6 CAVALIERE Gian Luca +C	
S6 62 DEPAOLI Christoph +A	S4 3 ROSA Gianluigi	S5 4 REMOTTI MARNINI Matteo
26 ANTOCHI Eusebiu		18 MACRI Andrea +A
10 KAFMANN Stephan	11 LARCH Nils	27 ANDREONI Alessandro
77 LANZA Gabriele	8 RADICE Roberto	25 TORELLA Francesco

**Legend:**

**+A** Assistant Captain

**+C** Captain

**Sn** Starting position



WED 8 MAY 2024

Start Time 13:30

End Time 15:33

Mixed

Qualifying Round, Game 13



## Game Summary

SVK - ITA 2 - 1 (1 - 0, 1 - 1, 0 - 0)

Spectators	Referee	Linesmen
216	JOHANSSON Niklas (SWE)	HUS Igor (SVK) , NORUM RIPEL Mathias (NOR)

## Team Statistics

Period	Score	SVS	SOG	PIM	TPP	PPG	SHG
1	1 : 0	3 : 3	4 : 3	0 : 4	03:30 : 00:00	1 : 0	0 : 0
2	1 : 1	5 : 2	3 : 6	2 : 2	02:00 : 01:36	0 : 1	0 : 0
3	0 : 0	5 : 2	2 : 5	2 : 2	02:00 : 02:00	0 : 0	0 : 0
<b>Total</b>	<b>2 : 1</b>	<b>13 : 7</b>	<b>9 : 14</b>	<b>4 : 8</b>	<b>07:30 : 03:36</b>	<b>1 : 1</b>	<b>0 : 0</b>

## 1st Period

Action	Time	ET/Res	Team	Type	No.	Name	(G)	Name of Assistant(s) / Action Description
GK	00:00		SVK		18	LEPACEK E		- Goalkeeper in
GK	00:00		ITA		1	STILLITANO S		- Goalkeeper in
Penalty	10:10	11:40	ITA	2 min.	10	KAFMANN S		- Interference
<b>Goal</b>	<b>11:40</b>	<b>1 : 0</b>	<b>SVK</b>	<b>PP1</b>	<b>25</b>	<b>JOPPA M</b>	(4)	45 VECEREK M On Ice SVK 18 7 25 30 45 66 ITA 1 2 3 18 62 *
Penalty	12:35	14:35	ITA	2 min.	2	ENDERLE A		- Boarding

## 2nd Period

Action	Time	ET/Res	Team	Type	No.	Name	(G)	Name of Assistant(s) / Action Description
Penalty	16:50	18:50	ITA	2 min.	3	ROSA G		- Tripping
Penalty	23:19	24:55	SVK	2 min.	44	TURIC R		- Tripping
<b>Goal</b>	<b>24:55</b>	<b>1 : 1</b>	<b>ITA</b>	<b>PP1</b>	<b>3</b>	<b>ROSA G</b>	(1)	10 KAFMANN S On Ice SVK 18 25 30 45 98 ITA 1 3 10 11 18 62 *
<b>Goal</b>	<b>28:56</b>	<b>2 : 1</b>	<b>SVK</b>	<b>EQ</b>	<b>25</b>	<b>JOPPA M</b>	(5)	11 LIGDA M On Ice SVK 18 7 11 25 30 66 ITA 1 2 4 10 11 18

## 3rd Period

Action	Time	ET/Res	Team	Type	No.	Name	(G)	Name of Assistant(s) / Action Description
Penalty	31:00	33:00	SVK	2 min.	45	VECEREK M		- Interference
Penalty	40:01	42:01	ITA	2 min.	26	ANTOCHI E		- Interference
Time-out	42:15		ITA					
GK	42:50		ITA					1 STILLITANO S - Goalkeeper out
GK	45:00		SVK					18 LEPACEK E - Goalkeeper out

## Goalkeeper Records

Team : SVK - Slovakia

No.	Name	SOG	SVS	MIP
18	LEPACEK Eduard	14	13	45:00
21	PASTUCHA Miroslav			

Team : ITA - Italy

No.	Name	SOG	SVS	MIP
1	STILLITANO Santino	9	7	42:50
82	KASSLATTER Julian			

## Game Statistics

Team : SVK (Blue)

Head Coach : HRICKO Ivan

No.	Pos.	Name	Gen	G	A	PTS	PIM	Shots on Goal				+/-
								1	2	3	TS	
25	F	JOPPA Martin +C	M	2	0	2	0	4	1	1	6	+1
30	D	FOJTIK Erik	M	0	0	0	0	0	1	0	1	+1
45	F	VECEREK Milos	M	0	1	1	2	0	1	1	2	0
66	D	FERENCIK Slavomir	M	0	0	0	0	0	0	0	0	+1
98	F	KORMAN David (BP)	M	0	0	0	0	0	0	0	0	0
7	F	STASAK Miroslav +A	M	0	0	0	0	0	0	0	0	+1
11	F	LIGDA Marian +A	M	0	1	1	0	0	0	0	0	+1
33	D	HLINKA Michal	M	0	0	0	0	0	0	0	0	0
44	F	TURIC Robert	M	0	0	0	2	0	0	0	0	0
18	GK	LEPACEK Eduard	M	0	0	0	0	0	0	0	0	



WED 8 MAY 2024

Start Time 13:30

End Time 15:33

Mixed

Qualifying Round, Game 13



Head Coach : HRICKO Ivan

No.	Pos.	Name	Gen	G	A	PTS	PIM	Shots on Goal				+/-
								1	2	3	TS	
21	GK	PASTUCHA Miroslav	M	0	0	0	0	0	0	0	0	0
<b>Total</b>				<b>2</b>	<b>2</b>	<b>4</b>	<b>4</b>	<b>4</b>	<b>3</b>	<b>2</b>	<b>9</b>	

Team : ITA (White)

Head Coach : BIANCHI Mirko

No.	Pos.	Name	Gen	G	A	PTS	PIM	Shots on Goal				+/-
								1	2	3	TS	
2	D	ENDERLE Alex	M	0	0	0	2	0	0	0	0	-1
3	F	ROSA Gianluigi	M	1	0	1	2	1	3	2	6	0
4	F	REMOTTI MARNINI Matteo (BP)	M	0	0	0	0	0	0	1	1	-1
6	D	CAVALIERE Gian Luca +C	M	0	0	0	0	0	0	0	0	0
62	F	DEPAOLI Christoph +A	M	0	0	0	0	0	1	2	3	0
10	F	KAFMANN Stephan	M	0	1	1	2	2	0	0	2	-1
11	F	LARCH Nils	M	0	0	0	0	0	0	0	0	-1
18	D	MACRI Andrea +A	M	0	0	0	0	0	0	0	0	-1
26	D	ANTOCHI Eusebiu	M	0	0	0	2	0	0	0	0	0
27	F	ANDREONI Alessandro	M	0	0	0	0	0	0	0	0	0
8	F	RADICE Roberto	M	0	0	0	0	0	2	0	2	0
25	F	TORELLA Francesco	M	0	0	0	0	0	0	0	0	0
77	F	LANZA Gabriele	M	0	0	0	0	0	0	0	0	0
1	GK	STILLITANO Santino	M	0	0	0	0	0	0	0	0	0
82	GK	KASSLATTER Julian	M	0	0	0	0	0	0	0	0	0
<b>Total</b>				<b>1</b>	<b>1</b>	<b>2</b>	<b>8</b>	<b>3</b>	<b>6</b>	<b>5</b>	<b>14</b>	

## Legend:

<b>(G)</b> Goals in tournament	<b>*</b> does not count for Plus/minus	<b>+/-</b> Plus/minus net	<b>+A</b> Assistant Captain
<b>+C</b> Captain	<b>A</b> Assists	<b>D</b> Defence	<b>EQ</b> Equal strength
<b>ET/Res</b> Penalty end time/Result of game	<b>F</b> Forward	<b>G</b> Goals	<b>Gen</b> Gender
<b>GK</b> Goalkeeper	<b>M</b> Male	<b>MIP</b> Minutes in play (GK)	<b>No.</b> Jersey number
<b>PIM</b> Penalties in minutes	<b>Pos.</b> Position	<b>PP1</b> Power play - 1 player	<b>PPG</b> Power play goals
<b>PTS</b> Points	<b>SHG</b> Shorthanded goals	<b>SOG</b> Shots on goal	<b>SVS</b> Saves
<b>TTP</b> Time on power play	<b>TS</b> Total shots		



WED 8 MAY 2024  
Start Time 13:30

Mixed

Qualifying Round, Game 13



### Shot Chart SVK - ITA

Shots by ITA  
Goals (o): 0    SSG (+): 3  
SSP (<): 2    SPG (-): 0




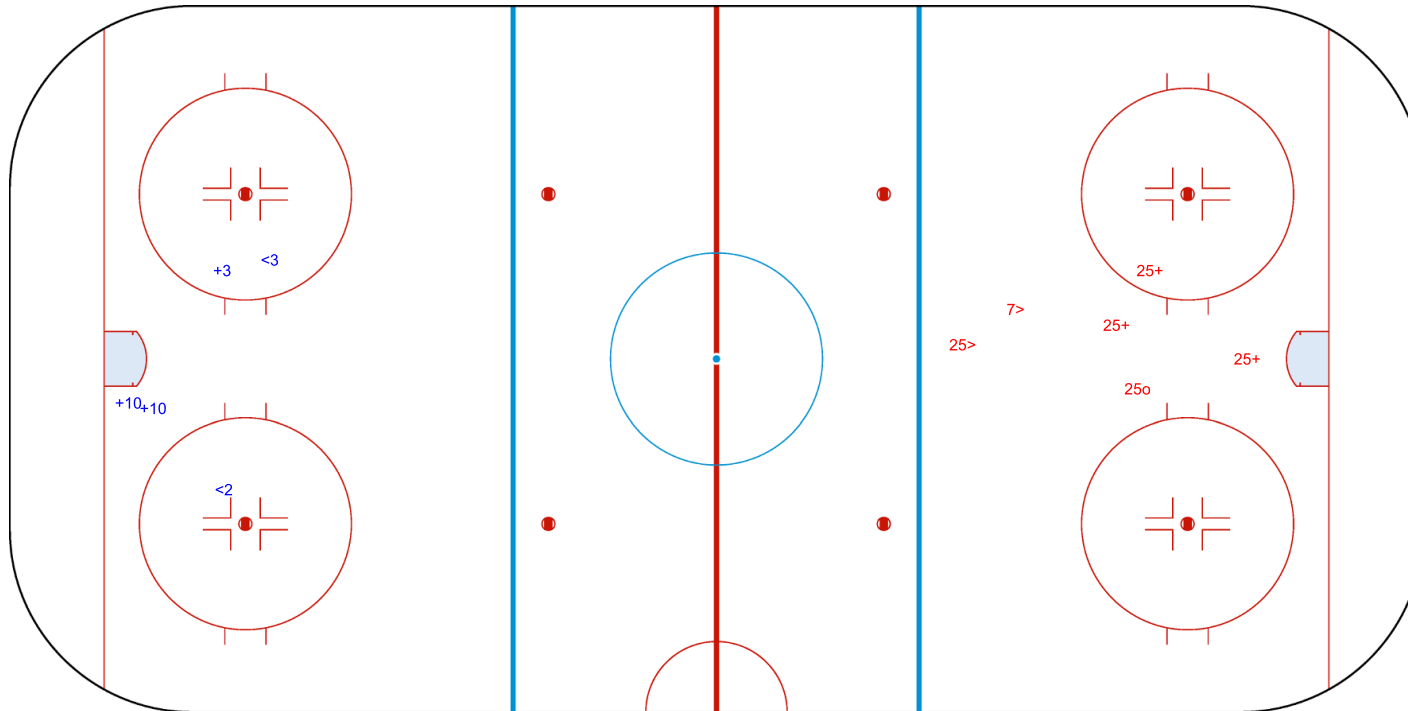
Period: 1



Shots by SVK  
Goals (o): 1    SSG (+): 3  
SSP (>): 2    SPG (-): 0



GK 18 of SVK



GK 1 of ITA





WED 8 MAY 2024  
Start Time 13:30

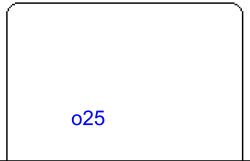
Mixed

Qualifying Round, Game 13



Shots by SVK

Goals (o): 1    SSG (+): 2  
SSP (<): 1    SPG (-): 0



GK 1 of ITA




Period: 2

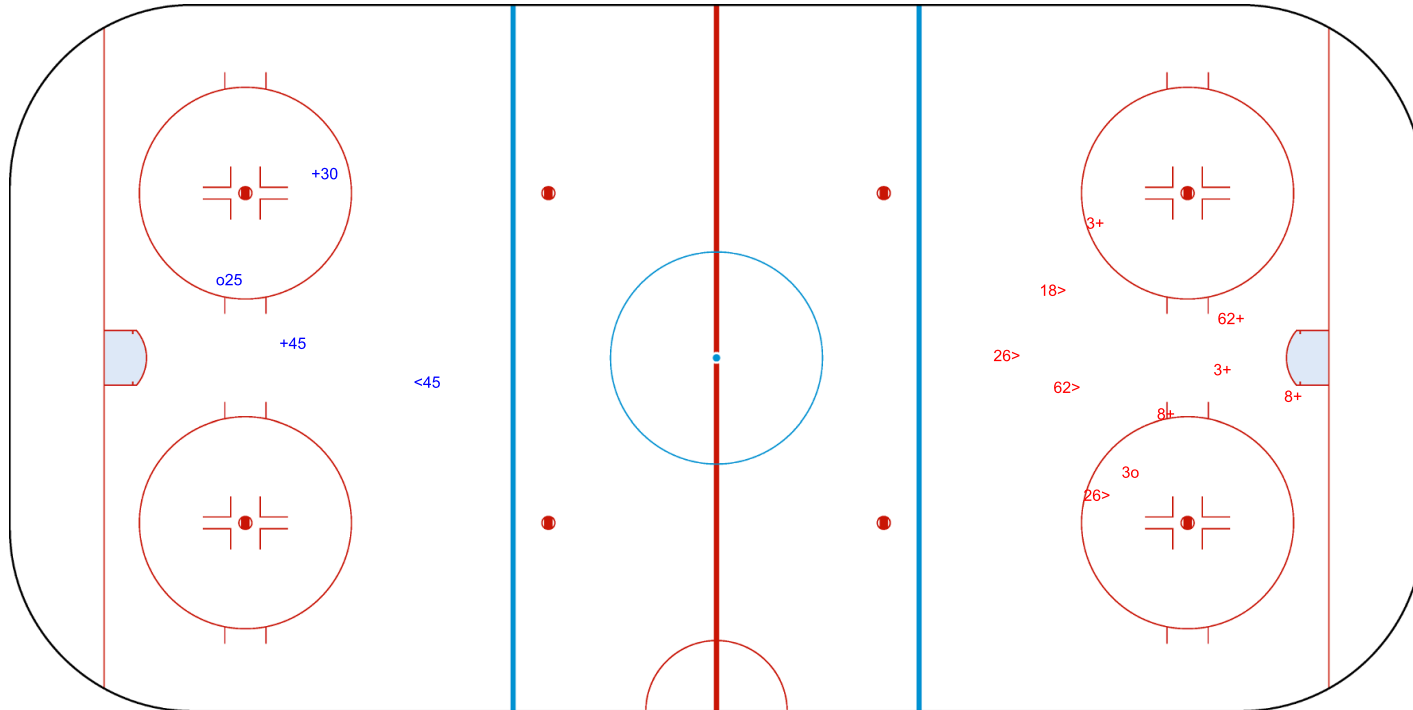


Shots by ITA

Goals (o): 1    SSG (+): 5  
SSP (>): 4    SPG (-): 0



GK 18 of SVK





WED 8 MAY 2024  
Start Time 13:30

Mixed

Qualifying Round, Game 13



Shots by ITA

Goals (o): 0

SSG (+): 5

SSP (<): 2

SPG (-): 0



GK 18 of SVK



Period: 3



Shots by SVK

Goals (o): 0

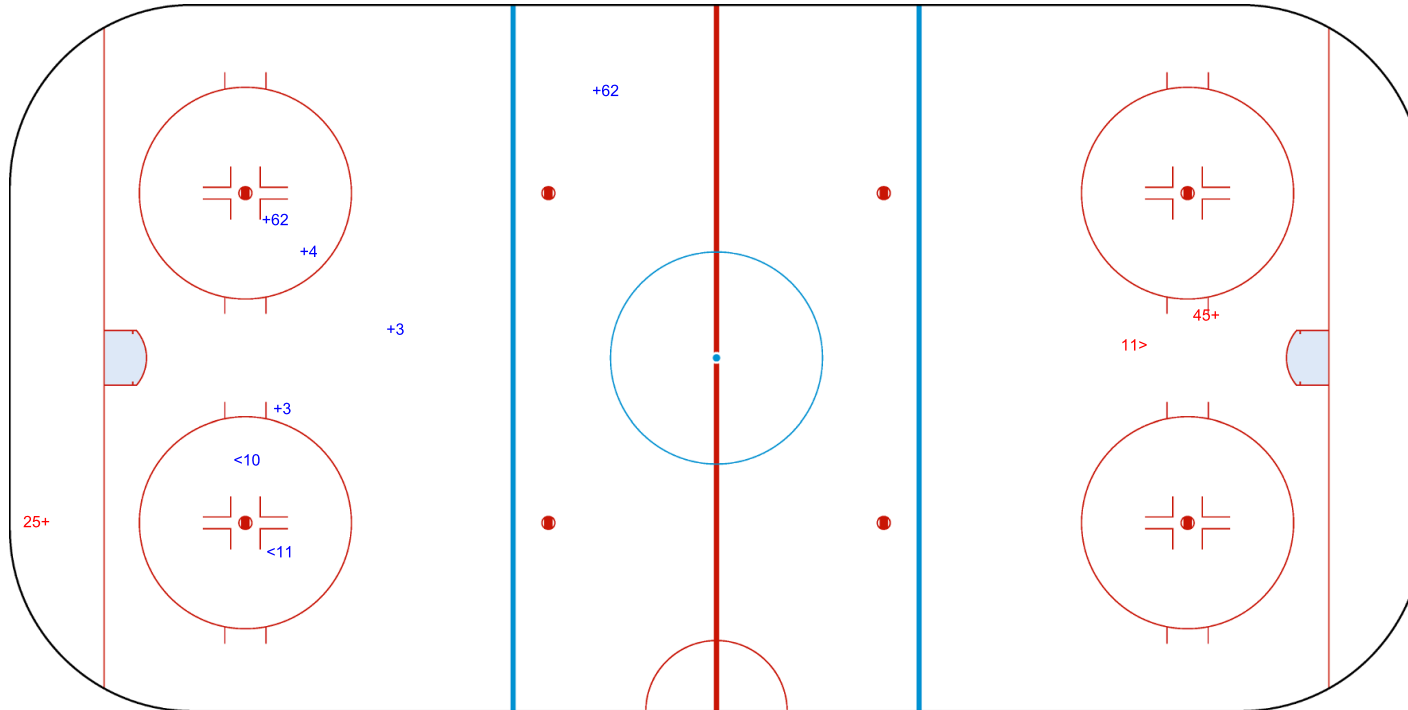
SSG (+): 2

SSP (>): 1

SPG (-): 0



GK 1 of ITA



<b>Legend:</b>	<b>GK</b> Goalkeeper	<b>SPG</b> Shots past goal	<b>SSG</b> Shots saved by goalkeeper	<b>SSP</b> Shots saved by player
----------------	----------------------	----------------------------	--------------------------------------	----------------------------------



Face-off Chart  
SVK - ITA

PERIOD 1

	SVK		ITA		SVK		ITA		Total wins all zones
	Def. zone	Att. zone	Neutral zone		Att. zone	Def. zone			
	+ 11	- 3	- 25	+ 3	- 11	+ 11			
	+ 11	- 3	- 11	+ 11	+ 11	- 3			
	+ 66	- 11	- 25	+ 3	+ 11	- 3			
			+ 25	- 11	- 11	+ 3			
			- 25	+ 11	- 66	+ 11			
Total wins / period	3 / 100%	0 / 0%	1 / 20%	4 / 80%	2 / 40%	3 / 60%	6 / 46%	7 / 54%	

PERIOD 2

	SVK		ITA		SVK		ITA		Total wins all zones
	Def. zone	Att. zone	Neutral zone		Att. zone	Def. zone			
	- 11	+ 11	- 25	+ 3	+ 25	- 3			
	- 11	+ 3	+ 11	- 11	- 25	+ 62			
	- 7	+ 3	+ 11	- 11	+ 11	- 11			
	- 98	+ 11	- 25	+ 3	+ 66	- 62			
	- 98	+ 11			- 11	+ 3			
	+ 7	- 11			- 98	+ 3			
	+ 7	- 11			- 25	+ 3			
					+ 7	- 3			
Total wins / period	2 / 29%	5 / 71%	2 / 50%	2 / 50%	4 / 50%	4 / 50%	8 / 42%	11 / 58%	

PERIOD 3

	SVK		ITA		SVK		ITA		Total wins all zones
	Def. zone	Att. zone	Neutral zone		Att. zone	Def. zone			
	+ 7	- 3	+ 25	- 3	+ 11	- 11			
	+ 11	- 8	+ 7	- 3	- 7	+ 3			
	+ 11	- 11	- 66	+ 11	- 66	+ 62			
	+ 11	- 3	+ 7	- 11					
	+ 11	- 3							
	+ 25	- 3							
	+ 11	- 10							
	+ 7	- 11							
Total wins / period	8 / 100%	0 / 0%	3 / 75%	1 / 25%	1 / 33%	2 / 67%	12 / 80%	3 / 20%	

TOTAL

	SVK		ITA		SVK		ITA		Total wins all zones
	Def. zone	Att. zone	Neutral zone		Att. zone	Def. zone			
Total wins / game	13 / 72%	5 / 28%	6 / 46%	7 / 54%	7 / 44%	9 / 56%	26 / 55%	21 / 45%	



HEAD TO HEAD

		ITA									
No.	3	8	10	11	62	Tot	wins SVK	Dz	Nz	Az	
SVK	7	3 - 2			4 - 0	9	7 78%	4 80%	2 100%	1 50%	
	11	6 - 3	1 - 0	1 - 0	5 - 3	19	13 68%	7 78%	2 67%	4 57%	
	25	3 - 5			1 - 1	11	4 36%	1 100%	2 29%	1 33%	
	66				1 - 2	5	2 40%	1 100%	0 0%	1 33%	
	98	0 - 1			0 - 2	3	0 0%	0 0%		0 0%	
<b>Tot</b>	23	1	1	19	3	47	26 55%	13 72%	6 46%	7 44%	
<b>wins ITA</b>	11 48%	0 0%	0 0%	8 42%	2 67%	21 45%					
<b>Dz</b>	5 56%			2 50%	2 67%	9 56%					
<b>Nz</b>	4 67%			3 43%		7 54%					
<b>Az</b>	2 25%	0 0%	0 0%	3 38%		5 28%					

<b>Legend:</b>									
<b>Az</b>	Attacking zone	<b>Dz</b>	Defending zone	<b>No.</b>	Jersey number	<b>Nz</b>	Neutral zone	<b>Tot.</b>	Total face-offs played



WED 8 MAY 2024

Start Time 17:30

Mixed

Qualifying Round, Game 14



## Game Roster

## JPN - KOR

## Referee

VANEK Jan (CZE)

## Linesmen

BLAZEK Pavel (CZE) , HERMANSEN OSWOLD Marius (NOR)

## Goalkeepers

Team: JPN

No.	Name	Gen	GP	MIP	GA	SVS	SOG	SVS%	GAA
19	HORIE Wataru	M	3	125:00	24	62	86	72.09	8.64
38	OKABE Manabu	M	3	15:00	1	8	9	88.89	3.00

## Team Roster

Team: JPN (Black)

No.	Pos.	Name	Gen	GP	G	A	PTS	PIM	+/-
1	F	KANEKO Mikio	M	3	0	0	0	0	-1
5	F	NIITSU Kazuyoshi	M	3	0	0	0	0	-10
8	D	ISHIKAWA Yudai	M	3	0	0	0	2	-10
9	F	MICHITATSU Gaku	M	0	0	0	0	0	0
10	F	ITO Itsuki	M	3	0	0	0	4	-13
11	D	NASU Norihiko	M	3	0	0	0	0	-5
17	F	MORISAKI Amu	M	3	0	0	0	2	-8
19	GK	HORIE Wataru	M	3	0	0	0	0	
23	F	UKAI Shosei	M	3	0	0	0	2	-6
24	D	SUDO Satoru	M	3	0	0	0	2	-10
25	D	MISAWA Eiji	M	3	0	0	0	0	-14
32	F	UEHARA Daisuke	M	3	0	0	0	2	-12
38	GK	OKABE Manabu	M	3	0	0	0	0	
40	F	SHIOYA Yoshihiro	M	3	0	0	0	0	0
58	F	NAKAMURA Shunsuke	M	3	0	0	0	0	-1
96	F	KUMAGAI Masaharu	M	3	1	0	1	6	-11

Head Coach: NAKAKITA Kojin

Team: KOR

No.	Name	Gen	GP	MIP	GA	SVS	SOG	SVS%	GAA
39	CHOI Hyuk Jun	M	3	60:38	8	27	35	77.14	5.94
82	BONG Daehan	M	3	72:50	17	19	36	52.78	10.50

Team: KOR (White)

No.	Pos.	Name	Gen	GP	G	A	PTS	PIM	+/-
2	F	PARK Seok	M	3	0	0	0	0	-2
3	F	RYU Jee Hyun	M	3	0	0	0	4	-9
4	D	OH Seok	M	3	0	0	0	4	-7
8	D	CHOI Kwang Hyouk	M	3	0	1	1	0	-7
11	D	SONG Yeha	M	3	0	0	0	2	-7
12	D	KIM Young Sung	M	3	0	1	1	0	0
13	D	YU Inchul	M	3	1	0	1	2	-10
14	F	JUNG Seung Hwan	M	3	0	1	1	0	-8
20	D	JANG Dong Shin	M	3	1	0	1	2	-10
24	F	KIM Inkyum	M	3	0	0	0	0	-4
27	F	CHO Byeong Seok	M	3	0	0	0	2	-9
39	GK	CHOI Hyuk Jun	M	3	0	0	0	0	
55	F	JANG Jong Ho	M	3	0	0	0	2	-7
82	GK	BONG Daehan	M	3	0	0	0	0	

Head Coach: KIM Jung Ho

## SUSPENDED:

9	F	CHOI Si Woo	M	1	0	0	0	25	-5
---	---	-------------	---	---	---	---	---	----	----

## Legend:

+/-	Plus/minus net	A	Assists	D	Defence	F	Forward
G	Goals	GA	Goals against	GAA	Goals against as average per 45 minutes	Gen	Gender
GK	Goalkeeper	GP	Games played	M	Male	MIP	Minutes and seconds played
No.	Jersey number	PIM	Penalties in minutes	Pos.	Position	PTS	Points
SOG	Shots on goal	SVS	Saves	SVS%	Saves in percentage		



WED 8 MAY 2024

Start Time 17:30

Mixed

Qualifying Round, Game 14



## Line-ups

## JPN - KOR

## Referee

VANEK Jan (CZE)

## Linesmen

BLAZEK Pavel (CZE) , HERMANSEN OSWOLD Marius (NOR)

## Goalkeepers

Team: JPN

No.	Name	Gen
19	HORIE Wataru	M
38	OKABE Manabu	M

## Team Line-ups

Team: JPN (Black)

No.	Pos.	Name	Gen
11	D	NASU Norihiko	M
24	D	SUDO Satoru	M
10	F	ITO Itsuki	M
32	F	UEHARA Daisuke	M
96	F	KUMAGAI Masaharu +C	M
8	D	ISHIKAWA Yudai	M
25	D	MISAWA Eiji +A	M
5	F	NIITSU Kazuyoshi +A	M
17	F	MORISAKI Amu	M
23	F	UKAI Shosei	M
1	F	KANEKO Mikio	M
40	F	SHIOYA Yoshihiro	M
58	F	NAKAMURA Shunsuke	M

Head Coach: NAKAKITA Kojin

## NOT DRESSED:

9 F MICHITATSU Gaku M

Team: KOR

No.	Name	Gen
39	CHOI Hyuk Jun	M
82	BONG Daehan	M

Team: KOR (White)

No.	Pos.	Name	Gen
8	D	CHOI Kwang Hyouk	M
11	D	SONG Yeha	M
20	D	JANG Dong Shin	M
14	F	JUNG Seung Hwan	M
27	F	CHO Byeong Seok	M
4	D	OH Seok	M
12	D	KIM Young Sung +C	M
13	D	YU Inchul +A	M
3	F	RYU Jee Hyun	M
55	F	JANG Jong Ho	M
2	F	PARK Seok	M
24	F	KIM Inkyum	M

Head Coach: KIM Jung Ho

## SUSPENDED:

9 F CHOI Si Woo +A M

## Legend:

<b>+A</b>	Assistant Captain	<b>+C</b>	Captain	<b>D</b>	Defence	<b>F</b>	Forward
<b>Gen</b>	Gender	<b>M</b>	Male	<b>No.</b>	Jersey number	<b>Pos.</b>	Position



**WED 8 MAY 2024**  
Start Time 17:30

**Mixed**  
**Qualifying Round, Game 14**



## Graphical Line-ups

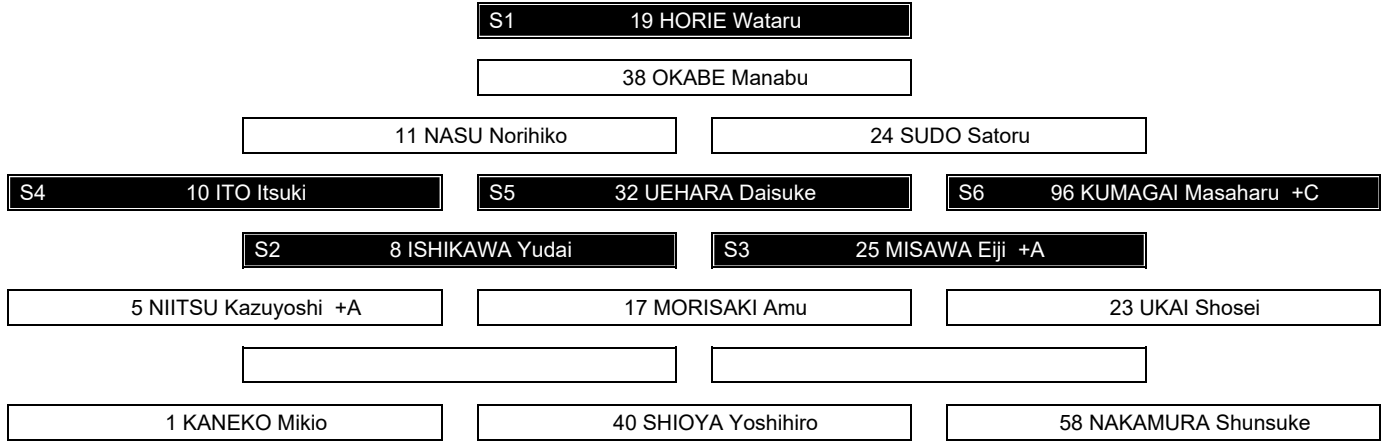
### JPN - KOR

**Referee**  
VANEK Jan (CZE)

**Linesmen**  
BLAZEK Pavel (CZE) , HERMANSEN OSWOLD Marius (NOR)

**Team:** JPN - Japan (Black)

**Head Coach:** NAKAKITA Kojin



**Team:** KOR - Korea (White)

**Head Coach:** KIM Jung Ho



**Legend:**

**+A** Assistant Captain

**+C** Captain

**Sn** Starting position



WED 8 MAY 2024

Start Time 17:30

End Time 19:28

Mixed

Qualifying Round, Game 14



## Game Summary

JPN - KOR 1 - 5 (0 - 2 , 1 - 1 , 0 - 2)

Spectators	Referee	Linesmen
81	VANEK Jan (CZE)	BLAZEK Pavel (CZE) , HERMANSEN OSWOLD Marius (NOR)

## Team Statistics

Period	Score	SVS	SOG	PIM	TPP	PPG	SHG
1	0 : 2	9 : 3	3 : 11	0 : 2	02:00 : 00:00	0 : 0	0 : 0
2	1 : 1	7 : 2	3 : 8	2 : 0	00:00 : 02:00	0 : 0	0 : 0
3	0 : 2	4 : 7	7 : 6	4 : 2	00:32 : 02:11	0 : 1	0 : 0
<b>Total</b>	<b>1 : 5</b>	<b>20 : 12</b>	<b>13 : 25</b>	<b>6 : 4</b>	<b>02:32 : 04:11</b>	<b>0 : 1</b>	<b>0 : 0</b>

## 1st Period

Action	Time	ET/Res	Team	Type	No.	Name	(G) Name of Assistant(s) / Action Description
GK	00:00		JPN		19	HORIE W	- Goalkeeper in
GK	00:00		KOR		39	CHOI HJ	- Goalkeeper in
<b>Goal</b>	<b>05:43</b>	<b>0 : 1</b>	<b>KOR</b>	<b>EQ</b>	<b>14</b>	<b>JUNG SH</b>	(1) On Ice JPN 19 5 8 25 32 96 KOR 39 4 8 13 14 27
Penalty	08:13	10:13	KOR	2 min.	12	KIM YS	- Holding an opponent
<b>Goal</b>	<b>11:45</b>	<b>0 : 2</b>	<b>KOR</b>	<b>EQ</b>	<b>20</b>	<b>JANG DS</b>	(2) On Ice JPN 19 5 23 24 25 96 KOR 39 11 14 20 24 27

## 2nd Period

Action	Time	ET/Res	Team	Type	No.	Name	(G) Name of Assistant(s) / Action Description
Penalty	16:34	18:34	JPN	2 min.	96	KUMAGAI M	- Holding an opponent
<b>Goal</b>	<b>21:41</b>	<b>0 : 3</b>	<b>KOR</b>	<b>EQ</b>	<b>12</b>	<b>KIM YS</b>	(1) On Ice JPN 19 8 10 24 32 96 KOR 39 4 12 13 14 55
<b>Goal</b>	<b>29:16</b>	<b>1 : 3</b>	<b>JPN</b>	<b>EQ</b>	<b>96</b>	<b>KUMAGAI M</b>	(3) On Ice JPN 19 8 10 24 32 96 KOR 39 8 11 14 20 27

## 3rd Period

Action	Time	ET/Res	Team	Type	No.	Name	(G) Name of Assistant(s) / Action Description
Penalty	33:35	35:35	JPN	2 min.	5	NIITSU K	- Boarding
Penalty	37:23	39:23	KOR	2 min.	12	KIM YS	- Interference
Penalty	37:55	39:34	JPN	2 min.	-	-	- Too Many Players / Served by: 25 MISAWA E
<b>Goal</b>	<b>39:34</b>	<b>1 : 4</b>	<b>KOR</b>	<b>PP1</b>	<b>27</b>	<b>CHO BS</b>	(1) On Ice JPN 19 10 24 32 96 KOR 39 8 12 14 20 27 *
GK	42:25		JPN				19 HORIE W - Goalkeeper out
<b>Goal</b>	<b>42:35</b>	<b>1 : 5</b>	<b>KOR</b>	<b>EQ</b>	<b>14</b>	<b>JUNG SH</b>	(2) On Ice JPN 8 10 24 25 32 96 KOR 39 8 11 14 20 27
GK	42:35		JPN		19	HORIE W	- Goalkeeper in
GK	45:00		JPN				19 HORIE W - Goalkeeper out
GK	45:00		KOR				39 CHOI HJ - Goalkeeper out

## Goalkeeper Records

Team : JPN - Japan

No.	Name	SOG	SVS	MIP
19	HORIE Wataru	24	20	44:50
38	OKABE Manabu			

Team : KOR - Korea

No.	Name	SOG	SVS	MIP
39	CHOI Hyuk Jun	13	12	45:00
82	BONG Daehan			

## Game Statistics

Team : JPN (Black)

Head Coach : NAKAKITA Kojin

No.	Pos.	Name	Gen	G	A	PTS	PIM	Shots on Goal				+/-
								1	2	3	TS	
10	F	ITO Itsuki	M	0	1	1	0	0	0	0	0	-1
11	D	NASU Norihiko	M	0	0	0	0	0	0	0	0	0
24	D	SUDO Satoru	M	0	0	0	0	1	0	0	1	-2
32	F	UEHARA Daisuke	M	0	1	1	0	1	1	2	4	-2
96	F	KUMAGAI Masaharu +C	M	1	0	1	2	1	1	4	6	-3





WED 8 MAY 2024

Start Time 17:30

End Time 19:28

Mixed

Qualifying Round, Game 14



Head Coach : NAKAKITA Kojin							Shots on Goal				
No. Pos.	Name	Gen	G	A	PTS	PIM	1	2	3	TS	+/-
5 F	NIITSU Kazuyoshi +A	M	0	0	0	2	0	0	0	0	-2
8 D	ISHIKAWA Yudai	M	0	0	0	0	0	1	0	1	-2
17 F	MORISAKI Amu	M	0	0	0	0	0	0	0	0	0
23 F	UKAI Shosei	M	0	0	0	0	0	0	0	0	-1
25 D	MISAWA Eiji +A	M	0	0	0	0	0	0	1	1	-3
1 F	KANEKO Mikio	M	0	0	0	0	0	0	0	0	0
40 F	SHIOYA Yoshihiro	M	0	0	0	0	0	0	0	0	0
58 F	NAKAMURA Shunsuke	M	0	0	0	0	0	0	0	0	0
19 GK	HORIE Wataru (BP)	M	0	0	0	0	0	0	0	0	0
38 GK	OKABE Manabu	M	0	0	0	0	0	0	0	0	0
<b>Total</b>			<b>1</b>	<b>2</b>	<b>3</b>	<b>4</b>	<b>3</b>	<b>3</b>	<b>7</b>	<b>13</b>	

Team : KOR (White)

Head Coach : KIM Jung Ho							Shots on Goal				
No. Pos.	Name	Gen	G	A	PTS	PIM	1	2	3	TS	+/-
8 D	CHOI Kwang Hyouk	M	0	1	1	0	3	0	1	4	+1
11 D	SONG Yeha	M	0	0	0	0	0	0	0	0	+1
14 F	JUNG Seung Hwan	M	2	3	5	0	3	1	3	7	+3
20 D	JANG Dong Shin	M	1	0	1	0	2	3	0	5	+1
27 F	CHO Byeong Seok	M	1	1	2	0	1	2	1	4	+2
3 F	RYU Jee Hyun	M	0	0	0	0	0	1	0	1	0
4 D	OH Seok	M	0	0	0	0	0	0	0	0	+2
12 D	KIM Young Sung +C (BP)	M	1	0	1	4	2	1	1	4	+1
13 D	YU Inchul +A	M	0	0	0	0	0	0	0	0	+2
55 F	JANG Jong Ho	M	0	0	0	0	0	0	0	0	+1
2 F	PARK Seok	M	0	0	0	0	0	0	0	0	0
24 F	KIM Inkyum	M	0	0	0	0	0	0	0	0	+1
39 GK	CHOI Hyuk Jun	M	0	0	0	0	0	0	0	0	0
82 GK	BONG Daehan	M	0	0	0	0	0	0	0	0	0
<b>Total</b>			<b>5</b>	<b>5</b>	<b>10</b>	<b>4</b>	<b>11</b>	<b>8</b>	<b>6</b>	<b>25</b>	

## Legend:

<b>(G)</b> Goals in tournament	*	does not count for Plus/minus	<b>+/-</b>	Plus/minus net	<b>+A</b>	Assistant Captain
<b>+C</b> Captain	<b>A</b>	Assists	<b>D</b>	Defence	<b>ENG</b>	Empty net goal
<b>EQ</b> Equal strength	<b>ET/Res</b>	Penalty end time/Result of game	<b>F</b>	Forward	<b>G</b>	Goals
<b>Gen</b> Gender	<b>GK</b>	Goalkeeper	<b>M</b>	Male	<b>MIP</b>	Minutes in play (GK)
<b>No.</b> Jersey number	<b>PIM</b>	Penalties in minutes	<b>Pos.</b>	Position	<b>PP1</b>	Power play - 1 player
<b>PPG</b> Power play goals	<b>PTS</b>	Points	<b>SHG</b>	Shorthanded goals	<b>SOG</b>	Shots on goal
<b>SVS</b> Saves	<b>TPP</b>	Time on power play	<b>TS</b>	Total shots		



WED 8 MAY 2024  
Start Time 17:30

Mixed

Qualifying Round, Game 14



### Shot Chart JPN - KOR



Period: 1


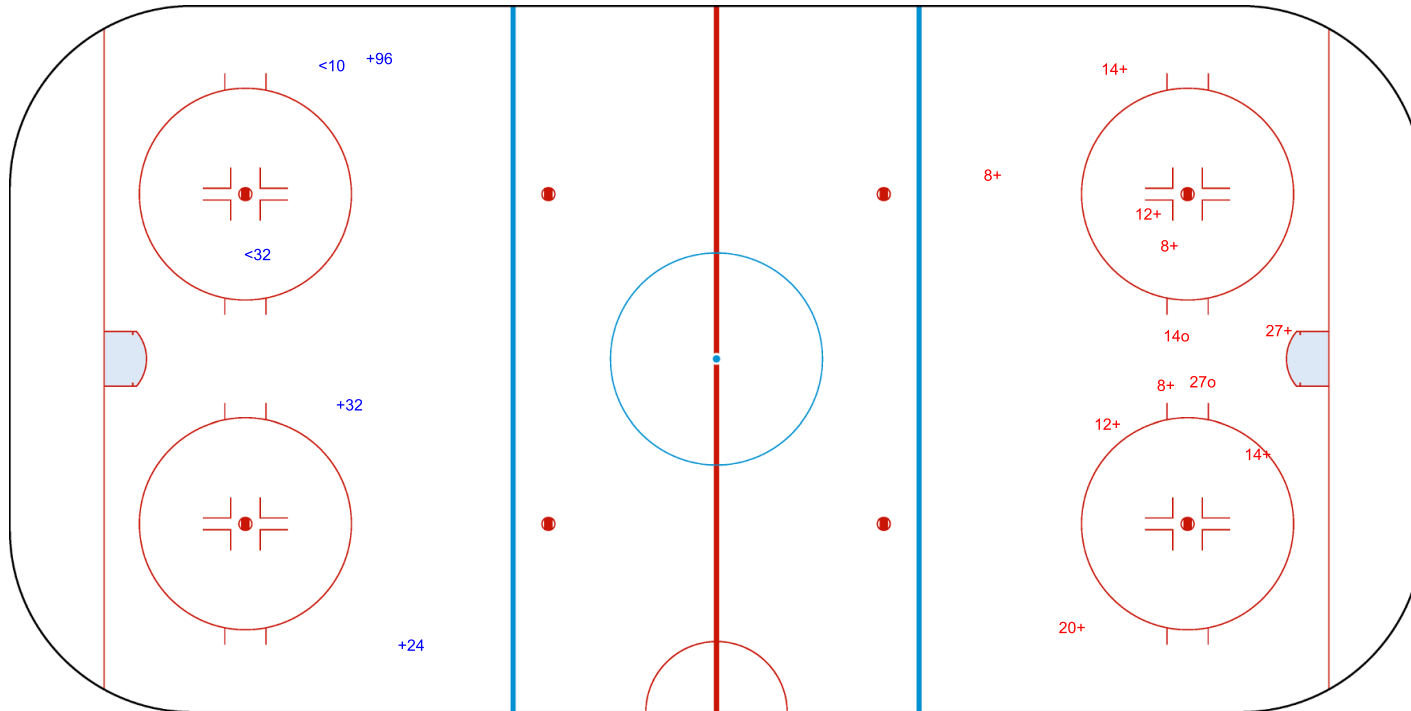


Shots by JPN  
Goals (o): 0  
SSP (<): 2  
SSG (+): 3  
SPG (-): 0

Shots by KOR  
Goals (o): 2  
SSP (>): 0  
SSG (+): 9  
SPG (-): 0



GK 39 of KOR



GK 19 of JPN



WED 8 MAY 2024  
Start Time 17:30

Mixed

Qualifying Round, Game 14



Shots by KOR

Goals (o): 1    SSG (+): 7  
SSP (<): 1    SPG (-): 0




Period: 2


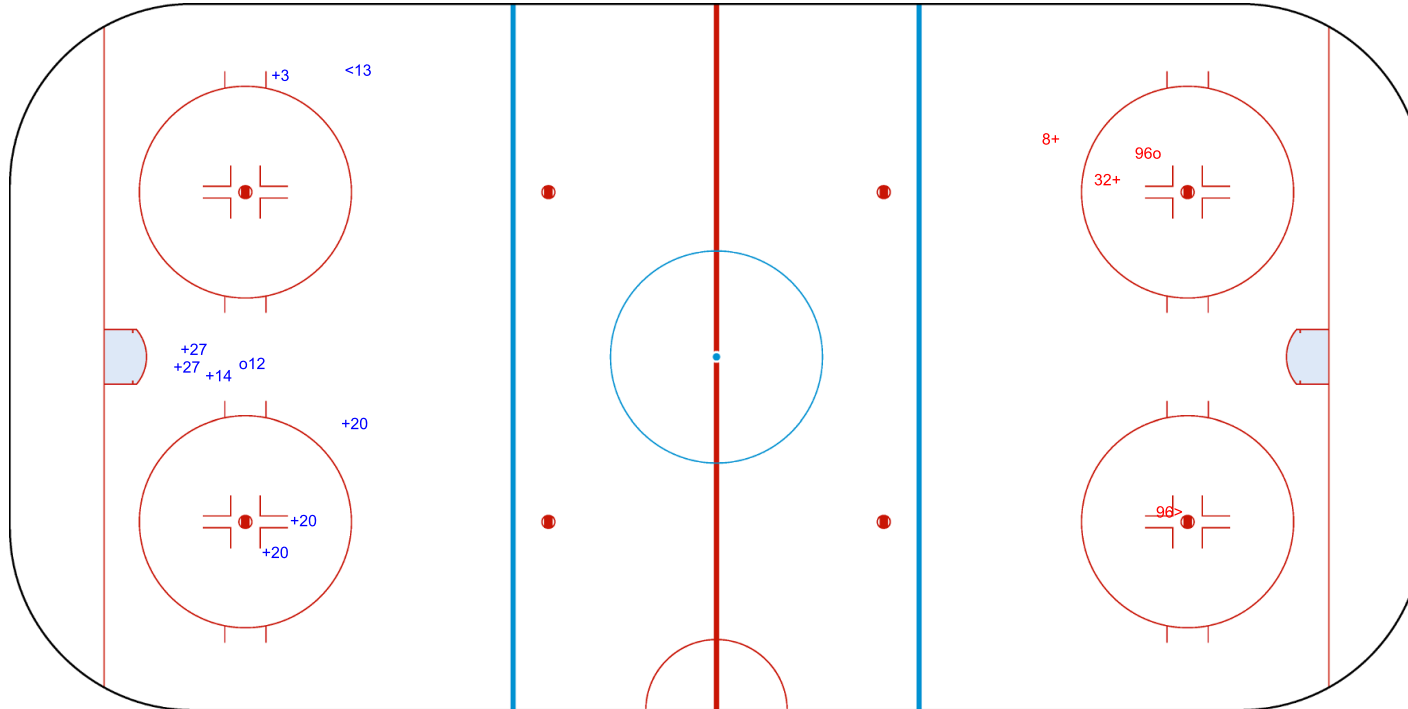


Shots by JPN

Goals (o): 1    SSG (+): 2  
SSP (>): 1    SPG (-): 0



GK 19 of JPN



GK 39 of KOR



WED 8 MAY 2024  
Start Time 17:30

Mixed

Qualifying Round, Game 14



Shots by JPN  
Goals (o): 0  
SSP (<): 0  
SSG (+): 7  
SPG (-): 0




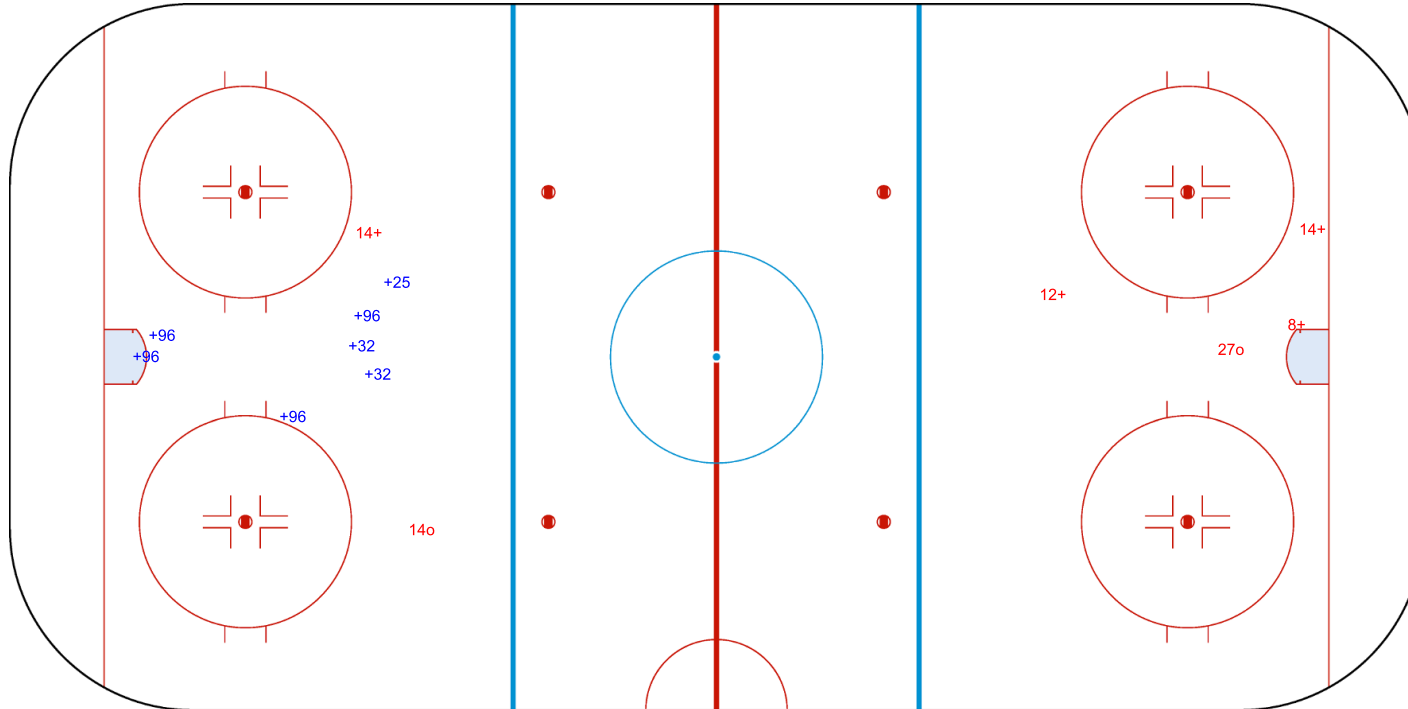
Period: 3



Shots by KOR  
Goals (o): 2  
SSP (>): 0  
SSG (+): 4  
SPG (-): 0




GK 39 of KOR



o27

GK 19 of JPN



o14

ENG

Legend:	
<b>ENG</b>	Empty net goal
<b>GK</b>	Goalkeeper
<b>SPG</b>	Shots past goal
<b>SSG</b>	Shots saved by goalkeeper
<b>SSP</b>	Shots saved by player



Face-off Chart  
JPN - KOR

PERIOD 1

	JPN		KOR		JPN		KOR			
	Def. zone	Att. zone	Neutral zone		Att. zone	Def. zone				
	- 10	+ 55	- 10	+ 27	- 23	+ 27			Total wins all zones	
	- 10	+ 55	+ 23	- 27	+ 10	- 55				
	+ 10	- 55	- 10	+ 55	+ 10	- 27				
	- 10	+ 27	+ 10	- 27	+ 23	- 55				
	+ 10	- 27								
Total wins / period	2 / 40%	3 / 60%	2 / 50%	2 / 50%	3 / 75%	1 / 25%	JPN	KOR		7 / 54%

PERIOD 2

	JPN		KOR		JPN		KOR			
	Def. zone	Att. zone	Neutral zone		Att. zone	Def. zone				
	- 10	+ 55	- 10	+ 27	+ 10	- 27			Total wins all zones	
	- 23	+ 27	- 10	+ 55	- 10	+ 27				
	- 10	+ 27	- 23	+ 55	- 23	+ 55				
	+ 10	- 55	+ 23	- 27						
	- 58	+ 55	- 58	+ 27						
	- 10	+ 55	- 58	+ 55						
	+ 10	- 55	- 10	+ 55						
	- 23	+ 27								
	+ 10	- 27								
Total wins / period	3 / 33%	6 / 67%	1 / 14%	6 / 86%	1 / 33%	2 / 67%	JPN	KOR		5 / 26%

PERIOD 3

	JPN		KOR		JPN		KOR			
	Def. zone	Att. zone	Neutral zone		Att. zone	Def. zone				
	- 10	+ 27	- 10	+ 27	- 10	+ 27			Total wins all zones	
	+ 10	- 27	+ 58	- 55	+ 10	- 27				
	- 10	+ 55	- 58	+ 55	- 10	+ 55				
	+ 10	- 27	+ 10	- 55	- 10	+ 55				
			- 1	+ 27	+ 10	- 27				
Total wins / period	2 / 50%	2 / 50%	2 / 40%	3 / 60%	2 / 40%	3 / 60%	JPN	KOR		6 / 43%

TOTAL

	JPN		KOR		JPN		KOR			
	Def. zone	Att. zone	Neutral zone		Att. zone	Def. zone				
Total wins / game	7 / 39%	11 / 61%	5 / 31%	11 / 69%	6 / 50%	6 / 50%	JPN	KOR	18 / 39%	28 / 61%



HEAD TO HEAD

		KOR								
	No.	27	55	Tot	wins JPN	Dz	Nz	Az		
JPN	1	0 - 1		1	0 0%		0 0%			
	10	9 - 8	5 - 10	32	14 44%	7 47%	2 25%	5 56%		
	23	2 - 3	1 - 2	8	3 38%	0 0%	2 67%	1 33%		
	58	0 - 1	1 - 3	5	1 20%	0 0%	1 25%			
	<b>Tot</b>		24	22	46	18 39%	7 39%	5 31%	6 50%	
	<b>wins KOR</b>		13 54%	15 68%	28 61%					
<b>Dz</b>		3 43%	3 60%	6 50%						
<b>Nz</b>		5 63%	6 75%	11 69%						
<b>Az</b>		5 56%	6 67%	11 61%						

<b>Legend:</b>									
<b>Az</b>	Attacking zone	<b>Dz</b>	Defending zone	<b>No.</b>	Jersey number	<b>Nz</b>	Neutral zone	<b>Tot.</b>	Total face-offs played



**SAT 11 MAY 2024**  
Start Time 13:30

**Mixed**  
**Placement Round (7-8) - Game 17**



## Game Roster

### JPN - ITA

#### Referee

van GRINSEN Chris (NED)

#### Linesmen

HUS Igor (SVK) , NORUM RIPEL Mathias (NOR)

#### Goalkeepers

Team: JPN

No.	Name	Gen	GP	MIP	GA	SVS	SOG	SVS%	GAA
19	HORIE Wataru	M	4	169:50	28	82	110	74.55	7.42
38	OKABE Manabu	M	4	15:00	1	8	9	88.89	3.00

#### Team Roster

Team: JPN (Black)

No.	Pos.	Name	Gen	GP	G	A	PTS	PIM	+/-
1	F	KANEKO Mikio	M	4	0	0	0	0	-1
5	F	NIITSU Kazuyoshi	M	4	0	0	0	2	-12
8	D	ISHIKAWA Yudai	M	4	0	0	0	2	-12
9	F	MICHITATSU Gaku	M	0	0	0	0	0	0
10	F	ITO Itsuki	M	4	0	1	1	4	-14
11	D	NASU Norihiko	M	4	0	0	0	0	-5
17	F	MORISAKI Amu	M	4	0	0	0	2	-8
19	GK	HORIE Wataru	M	4	0	0	0	0	
23	F	UKAI Shosei	M	4	0	0	0	2	-7
24	D	SUDO Satoru	M	4	0	0	0	2	-12
25	D	MISAWA Eiji	M	4	0	0	0	0	-17
32	F	UEHARA Daisuke	M	4	0	1	1	2	-14
38	GK	OKABE Manabu	M	4	0	0	0	0	
40	F	SHIOYA Yoshihiro	M	4	0	0	0	0	0
58	F	NAKAMURA Shunsuke	M	4	0	0	0	0	-1
96	F	KUMAGAI Masaharu	M	4	2	0	2	8	-14

Head Coach: NAKAKITA Kojin

Team: ITA

No.	Name	Gen	GP	MIP	GA	SVS	SOG	SVS%	GAA
1	STILLITANO Santino	M	4	102:50	9	39	48	81.25	3.94
82	KASSLATTER Julian	M	4	80:00	8	31	39	79.49	4.50

Team: ITA (White)

No.	Pos.	Name	Gen	GP	G	A	PTS	PIM	+/-
1	GK	STILLITANO Santino	M	4	0	0	0	0	0
2	D	ENDERLE Alex	M	4	0	0	0	2	-6
3	F	ROSA Gianluigi	M	4	1	1	2	8	-4
4	F	REMOTTI MARNINI Matteo	M	4	0	1	1	2	-1
6	D	CAVALIERE Gian Luca	M	4	0	0	0	4	-5
8	F	RADICE Roberto	M	3	0	0	0	0	-2
10	F	KAFMANN Stephan	M	4	0	1	1	2	-10
11	F	LARCH Nils	M	4	1	0	1	2	-7
18	D	MACRI Andrea	M	4	0	0	0	2	-6
25	F	TORELLA Francesco	M	4	0	0	0	0	-1
26	D	ANTOCHI Eusebiu	M	4	0	0	0	6	-3
27	F	ANDREONI Alessandro	M	4	0	0	0	0	-6
62	F	DEPAOLI Christoph	M	4	1	1	2	2	-3
77	F	LANZA Gabriele	M	4	0	0	0	0	0
82	GK	KASSLATTER Julian	M	4	0	0	0	0	

Head Coach: BIANCHI Mirko

#### Legend:

<b>+/-</b>	Plus/minus net	<b>A</b>	Assists	<b>D</b>	Defence	<b>F</b>	Forward
<b>G</b>	Goals	<b>GA</b>	Goals against	<b>GAA</b>	Goals against as average per 45 minutes	<b>Gen</b>	Gender
<b>GK</b>	Goalkeeper	<b>GP</b>	Games played	<b>M</b>	Male	<b>MIP</b>	Minutes and seconds played
<b>No.</b>	Jersey number	<b>PIM</b>	Penalties in minutes	<b>Pos.</b>	Position	<b>PTS</b>	Points
<b>SOG</b>	Shots on goal	<b>SVS</b>	Saves	<b>SVS%</b>	Saves in percentage		



**SAT 11 MAY 2024**  
Start Time 13:30

**Placement Round (7-8) - Game 17**

Mixed



## Line-ups

### JPN - ITA

#### Referee

van GRINSEN Chris (NED)

#### Linesmen

HUS Igor (SVK) , NORUM RIPEL Mathias (NOR)

#### Goalkeepers

Team: JPN

No.	Name	Gen
19	HORIE Wataru	M
38	OKABE Manabu	M

#### Team Line-ups

Team: JPN (Black)

No.	Pos.	Name	Gen
8	D	ISHIKAWA Yudai	M
25	D	MISAWA Eiji +A	M
10	F	ITO Itsuki	M
32	F	UEHARA Daisuke	M
96	F	KUMAGAI Masaharu +C	M
11	D	NASU Norihiko	M
24	D	SUDO Satoru	M
5	F	NIITSU Kazuyoshi +A	M
17	F	MORISAKI Amu	M
23	F	UKAI Shosei	M
1	F	KANEKO Mikio	M
40	F	SHIOYA Yoshihiro	M
58	F	NAKAMURA Shunsuke	M

Head Coach: NAKAKITA Kojin

#### NOT DRESSED:

9 F MICHITATSU Gaku M

Team: ITA

No.	Name	Gen
1	STILLITANO Santino	M
82	KASSLATTER Julian	M

Team: ITA (White)

No.	Pos.	Name	Gen
2	D	ENDERLE Alex	M
6	D	CAVALIERE Gian Luca +C	M
3	F	ROSA Gianluigi	M
4	F	REMOTTI MARNINI Matteo	M
62	F	DEPAOLI Christoph +A	M
18	D	MACRI Andrea +A	M
26	D	ANTOCHI Eusebiu	M
8	F	RADICE Roberto	M
10	F	KAFMANN Stephan	M
11	F	LARCH Nils	M
25	F	TORELLA Francesco	M
77	F	LANZA Gabriele	M

Head Coach: BIANCHI Mirko

#### NOT DRESSED:

27 F ANDREONI Alessandro M

#### Legend:

<b>+A</b>	Assistant Captain	<b>+C</b>	Captain	<b>D</b>	Defence	<b>F</b>	Forward
<b>Gen</b>	Gender	<b>M</b>	Male	<b>No.</b>	Jersey number	<b>Pos.</b>	Position





**SAT 11 MAY 2024**  
Start Time 13:30

**Placement Round (7-8) - Game 17**



## Graphical Line-ups

### JPN - ITA

#### Referee

van GRINSEN Chris (NED)

#### Linesmen

HUS Igor (SVK) , NORUM RIPEL Mathias (NOR)

**Team:** JPN - Japan (Black)

**Head Coach:** NAKAKITA Kojin

S1 19 HORIE Wataru		
38 OKABE Manabu		
S2 8 ISHIKAWA Yudai	S3 25 MISAWA Eiji +A	
S4 10 ITO Itsuki	S5 32 UEHARA Daisuke	S6 96 KUMAGAI Masaharu +C
11 NASU Norihiko		24 SUDO Satoru
5 NIITSU Kazuyoshi +A	17 MORISAKI Amu	23 UKAI Shosei
1 KANEKO Mikio	40 SHIOYA Yoshihiro	58 NAKAMURA Shunsuke

**Team:** ITA - Italy (White)

**Head Coach:** BIANCHI Mirko

S1 1 STILLITANO Santino		
82 KASSLATTER Julian		
S2 2 ENDERLE Alex	S3 6 CAVALIERE Gian Luca +C	
S6 62 DEPAOLI Christoph +A	S4 3 ROSA Gianluigi	S5 4 REMOTTI MARNINI Matteo
26 ANTOCHI Eusebiu		18 MACRI Andrea +A
10 KAFMANN Stephan	11 LARCH Nils	8 RADICE Roberto
77 LANZA Gabriele	25 TORELLA Francesco	

#### Legend:

**+A** Assistant Captain

**+C** Captain

**Sn** Starting position



SAT 11 MAY 2024

Start Time 13:30

End Time 15:16

Mixed

Play-offs - Game 17



## Game Summary

JPN - ITA 0 - 1 (0 - 0 , 0 - 0 , 0 - 1)

Spectators	Referee	Linesmen
98	van GRINSEN Chris (NED)	HUS Igor (SVK) , NORUM RIPEL Mathias (NOR)

## Team Statistics

Period	Score	SVS	SOG	PIM	TPP	PPG	SHG
1	0 : 0	7 : 1	1 : 7	0 : 0	00:00 : 00:00	0 : 0	0 : 0
2	0 : 0	8 : 7	7 : 8	2 : 0	00:00 : 02:00	0 : 0	0 : 0
3	0 : 1	12 : 4	4 : 13	0 : 0	00:00 : 00:00	0 : 0	0 : 0
<b>Total</b>	<b>0 : 1</b>	<b>27 : 12</b>	<b>12 : 28</b>	<b>2 : 0</b>	<b>00:00 : 02:00</b>	<b>0 : 0</b>	<b>0 : 0</b>

## 1st Period

No game actions in this period

Action	Time	ET/Res	Team	Type	No.	Name	(G) Name of Assistant(s) / Action Description
GK	00:00		JPN		19	HORIE W	- Goalkeeper in
GK	00:00		ITA		1	STILLITANO S	- Goalkeeper in

## 2nd Period

Action	Time	ET/Res	Team	Type	No.	Name	(G) Name of Assistant(s) / Action Description
Penalty	15:23	17:23	JPN	2 min.	25	MISAWA E	- Interference

## 3rd Period

Action	Time	ET/Res	Team	Type	No.	Name	(G) Name of Assistant(s) / Action Description
<b>Goal</b>	<b>41:22</b>	<b>0 : 1</b>	<b>ITA</b>	<b>EQ</b>	<b>62</b>	<b>DEPAOLI C</b>	(2) 3 ROSA G On Ice JPN 19 10 24 25 32 96 ITA 1 2 3 4 26 62
Time-out	42:43		JPN				
GK	45:00		JPN				19 HORIE W - Goalkeeper out
GK	45:00		ITA				1 STILLITANO S - Goalkeeper out

## Goalkeeper Records

Team : JPN - Japan

No.	Name	SOG	SVS	MIP
19	HORIE Wataru	28	27	45:00
38	OKABE Manabu			

Team : ITA - Italy

No.	Name	SOG	SVS	MIP
1	STILLITANO Santino	12	12	45:00
82	KASSLATTER Julian			

## Game Statistics

Team : JPN (Black)

Head Coach : NAKAKITA Kojin

No.	Pos.	Name	Gen	G	A	PTS	PIM	Shots on Goal				+/-
								1	2	3	TS	
8	D	ISHIKAWA Yudai	M	0	0	0	0	0	0	0	0	0
10	F	ITO Itsuki	M	0	0	0	0	0	2	1	3	-1
25	D	MISAWA Eiji +A	M	0	0	0	2	0	0	0	0	-1
32	F	UEHARA Daisuke	M	0	0	0	0	0	1	0	1	-1
96	F	KUMAGAI Masaharu +C	M	0	0	0	0	1	3	2	6	-1
5	F	NIITSU Kazuyoshi +A	M	0	0	0	0	0	0	1	1	0
11	D	NASU Norihiko	M	0	0	0	0	0	0	0	0	0
17	F	MORISAKI Amu	M	0	0	0	0	0	0	0	0	0
23	F	UKAI Shosei	M	0	0	0	0	0	0	0	0	0
24	D	SUDO Satoru (BP)	M	0	0	0	0	0	1	0	1	-1
1	F	KANEKO Mikio	M	0	0	0	0	0	0	0	0	0
40	F	SHIOYA Yoshihiro	M	0	0	0	0	0	0	0	0	0
58	F	NAKAMURA Shunsuke	M	0	0	0	0	0	0	0	0	0
19	GK	HORIE Wataru	M	0	0	0	0	0	0	0	0	0
38	GK	OKABE Manabu	M	0	0	0	0	0	0	0	0	0
<b>Total</b>				<b>0</b>	<b>0</b>	<b>0</b>	<b>2</b>	<b>1</b>	<b>7</b>	<b>4</b>	<b>12</b>	

Team : ITA (White)



SAT 11 MAY 2024

Start Time 13:30

End Time 15:16

Mixed

Play-offs - Game 17



Head Coach : BIANCHI Mirko

No.	Pos.	Name	Gen	G	A	PTS	PIM	Shots on Goal			TS	+/-
								1	2	3		
2	D	ENDERLE Alex (BP)	M	0	0	0	0	0	1	1	2	+1
3	F	ROSA Gianluigi	M	0	1	1	0	2	1	3	6	+1
4	F	REMOTTI MARNINI Matteo	M	0	0	0	0	1	2	3	6	+1
6	D	CAVALIERE Gian Luca +C	M	0	0	0	0	1	0	1	2	0
62	F	DEPAOLI Christoph +A	M	1	0	1	0	1	0	2	3	+1
8	F	RADICE Roberto	M	0	0	0	0	1	0	0	1	0
10	F	KAFMANN Stephan	M	0	0	0	0	1	1	0	2	0
11	F	LARCH Nils	M	0	0	0	0	0	0	0	0	0
18	D	MACRI Andrea +A	M	0	0	0	0	0	2	1	3	0
26	D	ANTOCHI Eusebiu	M	0	0	0	0	0	0	2	2	+1
25	F	TORELLA Francesco	M	0	0	0	0	0	1	0	1	0
77	F	LANZA Gabriele	M	0	0	0	0	0	0	0	0	0
1	GK	STILLITANO Santino	M	0	0	0	0	0	0	0	0	
82	GK	KASSLATTER Julian	M	0	0	0	0	0	0	0	0	
<b>Total</b>				<b>1</b>	<b>1</b>	<b>2</b>	<b>0</b>	<b>7</b>	<b>8</b>	<b>13</b>	<b>28</b>	

## Legend:

<b>(G)</b>	Goals in tournament	<b>+/-</b>	Plus/minus net	<b>+A</b>	Assistant Captain	<b>+C</b>	Captain
<b>A</b>	Assists	<b>D</b>	Defence	<b>EQ</b>	Equal strength	<b>ET/Res</b>	Penalty end time/Result of game
<b>F</b>	Forward	<b>G</b>	Goals	<b>Gen</b>	Gender	<b>GK</b>	Goalkeeper
<b>M</b>	Male	<b>MIP</b>	Minutes in play (GK)	<b>No.</b>	Jersey number	<b>PIM</b>	Penalties in minutes
<b>Pos.</b>	Position	<b>PPG</b>	Power play goals	<b>PTS</b>	Points	<b>SHG</b>	Shorthanded goals
<b>SOG</b>	Shots on goal	<b>SVS</b>	Saves	<b>TPP</b>	Time on power play	<b>TS</b>	Total shots



SAT 11 MAY 2024  
Start Time 13:30

Mixed  
Play-offs - Game 17



### Shot Chart JPN - ITA



Period: 1

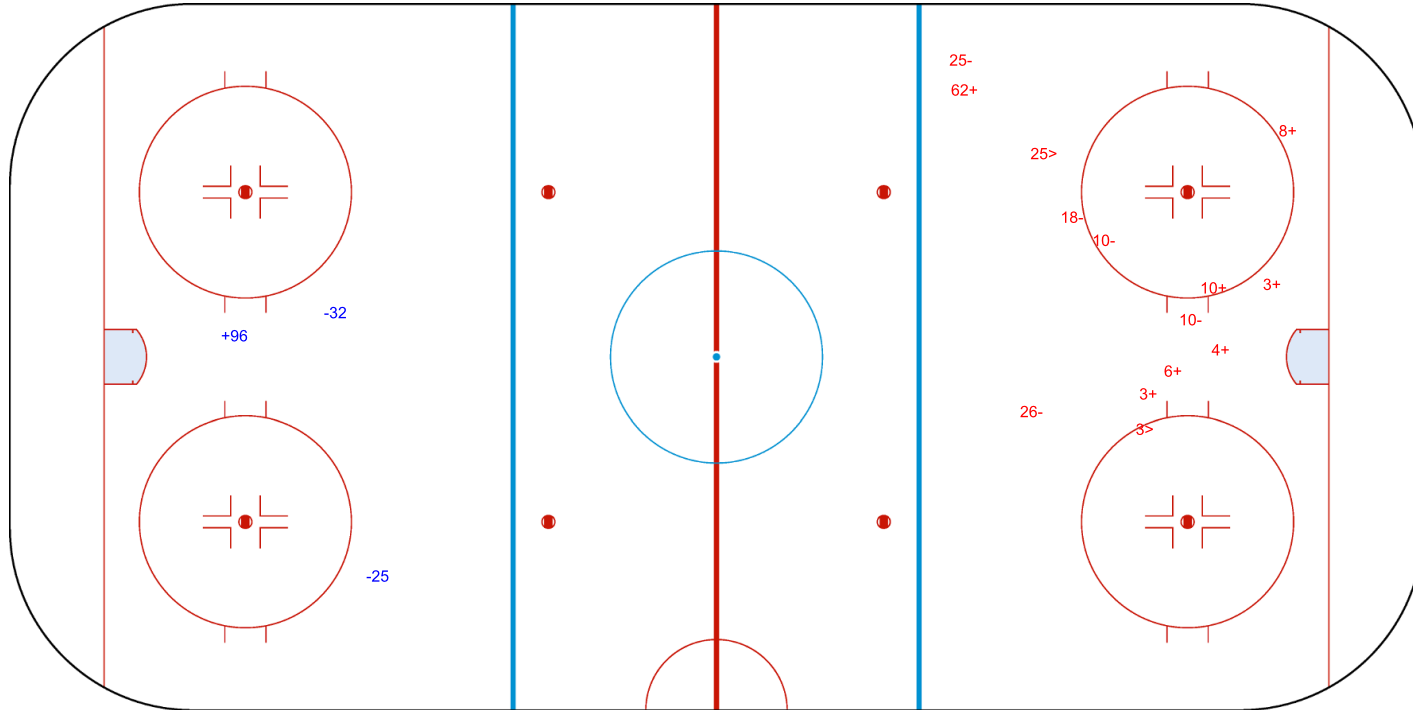


Shots by JPN  
Goals (o): 0  
SSP (<): 0  
SSG (+): 1  
SPG (-): 2

Shots by ITA  
Goals (o): 0  
SSP (>): 2  
SSG (+): 7  
SPG (-): 5



GK 1 of ITA



GK 19 of JPN



SAT 11 MAY 2024  
Start Time 13:30

Mixed

Play-offs - Game 17



Shots by ITA

Goals (o): 0

SSG (+): 8

SSP (<): 3

SPG (-): 3



GK 19 of JPN



Period: 2



Shots by JPN

Goals (o): 0

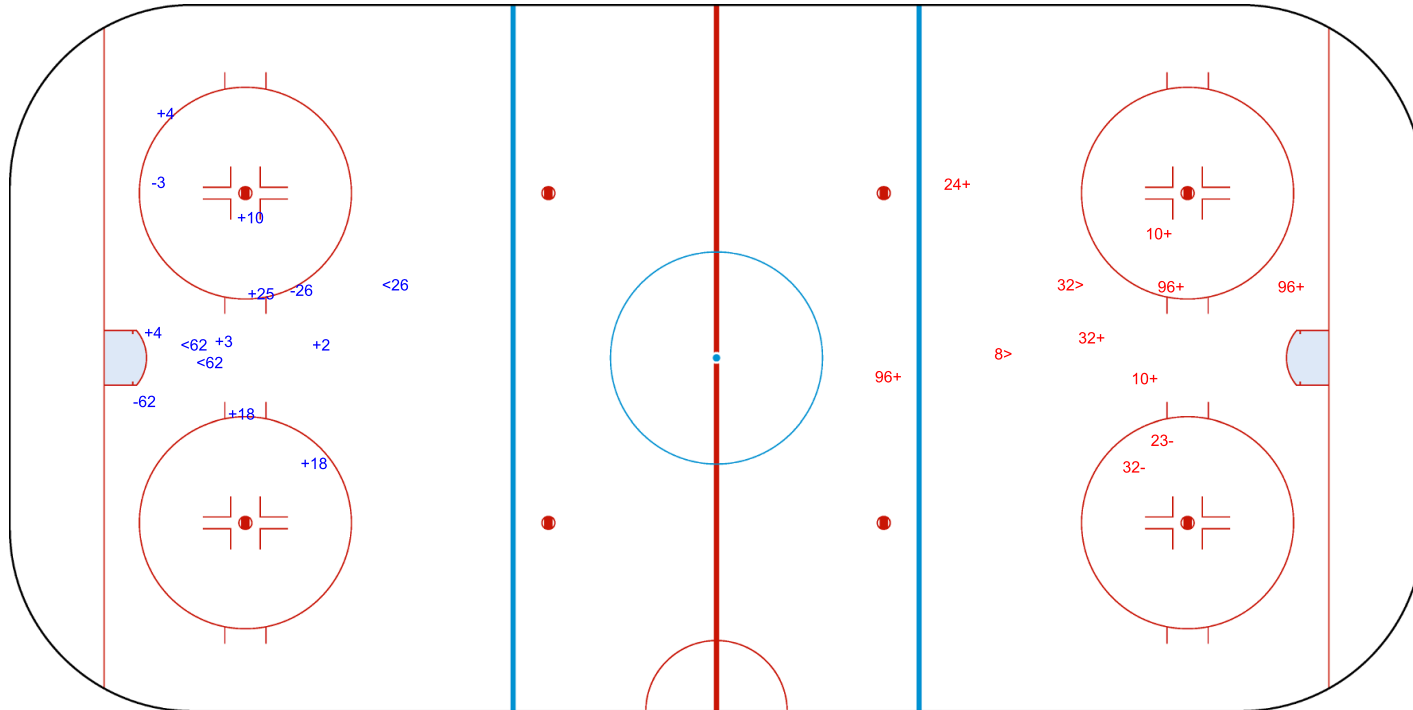
SSG (+): 7

SSP (>): 2

SPG (-): 2



GK 1 of ITA





**SAT 11 MAY 2024**  
Start Time 13:30

Mixed

Play-offs - Game 17



Shots by JPN

Goals (o): 0    SSG (+): 4  
SSP (<): 0    SPG (-): 4



GK 1 of ITA




Period: 3

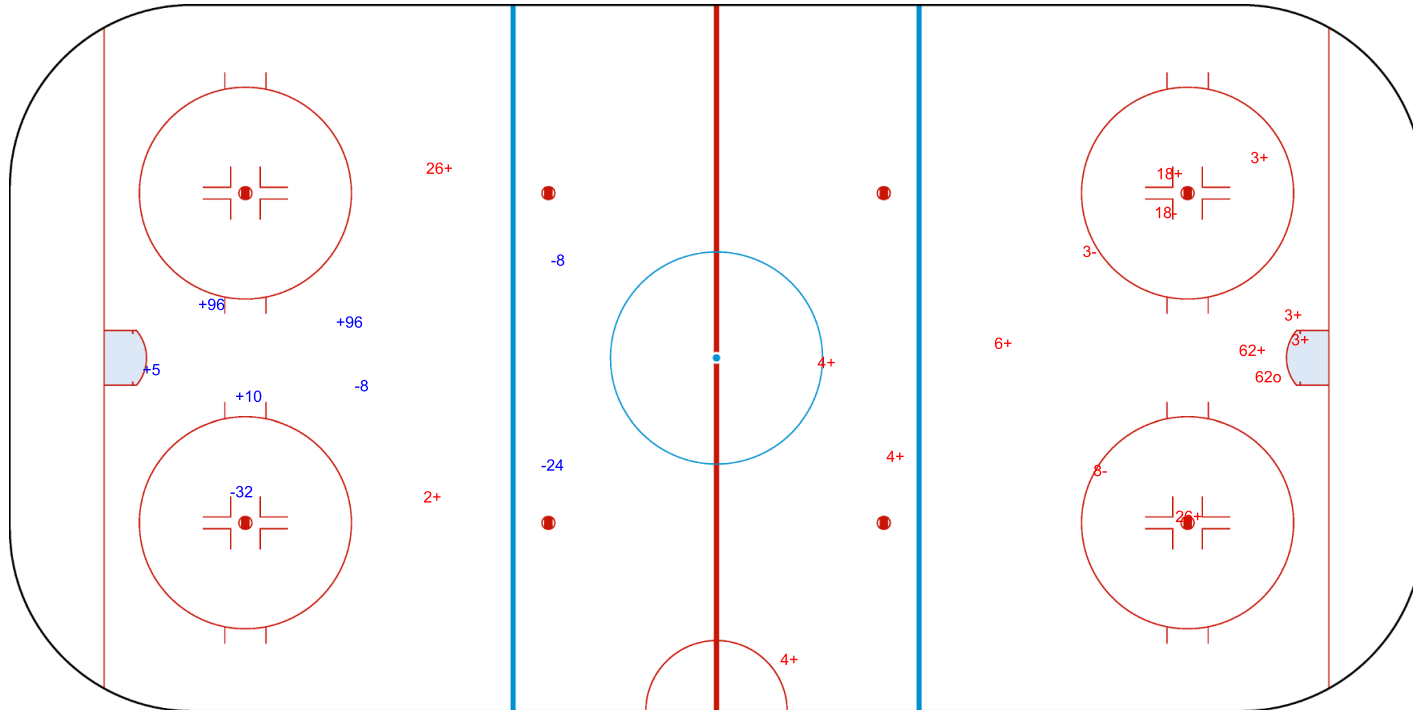


Shots by ITA

Goals (o): 1    SSG (+): 12  
SSP (>): 0    SPG (-): 3



GK 19 of JPN



Legend:		
<b>GK</b>	Goalkeeper	
<b>SPG</b>	Shots past goal	
<b>SSG</b>	Shots saved by goalkeeper	
<b>SSP</b>	Shots saved by player	



Face-off Chart

JPN - ITA

PERIOD 1

JPN	ITA	JPN	ITA	JPN	ITA
Def. zone	Att. zone	Neutral zone		Att. zone	Def. zone
+ 23	- 11	+ 10	- 3	+ 10	- 3
- 10	+ 3	- 23	+ 11		
- 58	+ 11	- 10	+ 3		
+ 58	- 11				
Total wins / period		1 / 33%	2 / 67%	1 / 100%	0 / 0%

Total wins  
all zones

JPN	ITA
4 / 50%	4 / 50%

PERIOD 2

JPN	ITA	JPN	ITA	JPN	ITA
Def. zone	Att. zone	Neutral zone		Att. zone	Def. zone
- 10	+ 11	+ 10	- 3	+ 10	- 62
- 23	+ 11	+ 10	- 11	+ 10	- 3
- 23	+ 8	+ 10	- 3	- 58	+ 10
- 23	+ 11	+ 10	- 3	+ 10	- 11
- 58	+ 11			+ 10	- 11
- 10	+ 62			- 10	+ 11
				- 10	+ 11
Total wins / period		4 / 100%	0 / 0%	4 / 57%	3 / 43%

Total wins  
all zones

JPN	ITA
8 / 47%	9 / 53%

PERIOD 3

JPN	ITA	JPN	ITA	JPN	ITA
Def. zone	Att. zone	Neutral zone		Att. zone	Def. zone
- 10	+ 3	+ 10	- 62	- 10	+ 3
- 58	+ 11	+ 10	- 11		
- 10	+ 62	+ 10	- 3		
- 58	+ 11				
Total wins / period		3 / 100%	0 / 0%	0 / 0%	1 / 100%

Total wins  
all zones

JPN	ITA
3 / 38%	5 / 62%

TOTAL

JPN	ITA	JPN	ITA	JPN	ITA
Def. zone	Att. zone	Neutral zone		Att. zone	Def. zone
Total wins / game		8 / 80%	2 / 20%	5 / 56%	4 / 44%

Total wins  
all zones

JPN	ITA
15 / 45%	18 / 55%



**SAT 11 MAY 2024**  
Start Time 13:30

**Mixed**  
**Play-offs - Game 17**



**HEAD TO HEAD**

		ITA									
No.		3	8	10	11	62	Tot	wins JPN	Dz	Nz	Az
JPN	10	7 - 4			4 - 3	2 - 2	22	13 59%	0 0%	8 89%	5 63%
	23		0 - 1		1 - 3		5	1 20%	1 25%	0 0%	
	58			0 - 1	1 - 4		6	1 17%	1 20%		0 0%
<b>Tot</b>		11	1	1	16	4	33	15 45%	2 14%	8 80%	5 56%
<b>wins ITA</b>		4 36%	1 100%	1 100%	10 63%	2 50%	18 55%				
<b>Dz</b>		1 33%		1 100%	2 50%	0 0%	4 44%				
<b>Nz</b>		1 17%			1 33%	0 0%	2 20%				
<b>Az</b>		2 100%	1 100%		7 78%	2 100%	12 86%				

**Legend:**  
**Az** Attacking zone    **Dz** Defending zone    **No.** Jersey number    **Nz** Neutral zone    **Tot.** Total face-offs played





SAT 11 MAY 2024

Start Time 17:30

Mixed

Placement Round (5-6) - Game 18



## Game Roster

## SVK - KOR

## Referee

VANEK Jan (CZE)

## Linesmen

BLAZEK Pavel (CZE) , HERMANSEN OSWOLD Marius (NOR)

## Goalkeepers

Team: SVK

No.	Name	Gen	GP	MIP	GA	SVS	SOG	SVS%	GAA
18	LEPACEK Eduard	M	4	175:24	20	71	91	78.02	5.13
21	PASTUCHA Miroslav	M	4	04:36	3	0	3	0.00	29.35

## Team Roster

Team: SVK (Blue)

No.	Pos.	Name	Gen	GP	G	A	PTS	PIM	+/-
7	F	STASAK Miroslav	M	4	1	0	1	2	-13
11	F	LIGDA Marian	M	4	0	3	3	2	-11
18	GK	LEPACEK Eduard	M	4	0	0	0	0	
21	GK	PASTUCHA Miroslav	M	4	0	0	0	0	
25	F	JOPPA Martin	M	2	5	1	6	0	+2
30	D	FOJTIK Erik	M	4	0	1	1	6	-13
33	D	HLINKA Michal	M	4	0	0	0	0	-10
44	F	TURIC Robert	M	4	0	0	0	2	-7
45	F	VECEREK Milos	M	4	0	2	2	6	-12
66	D	FERENCIK Slavomir	M	4	0	0	0	0	-12
98	F	KORMAN David	M	4	0	0	0	0	-14

Head Coach: HRICKO Ivan

Team: KOR

No.	Name	Gen	GP	MIP	GA	SVS	SOG	SVS%	GAA
39	CHOI Hyuk Jun	M	4	105:38	9	39	48	81.25	3.83
82	BONG Daehan	M	4	72:50	17	19	36	52.78	10.50

Team: KOR (White)

No.	Pos.	Name	Gen	GP	G	A	PTS	PIM	+/-
2	F	PARK Seok	M	4	0	0	0	0	-2
3	F	RYU Jee Hyun	M	4	0	0	0	4	-9
4	D	OH Seok	M	4	0	0	0	4	-5
8	D	CHOI Kwang Hyouk	M	4	0	2	2	0	-6
9	F	CHOI Si Woo	M	1	0	0	0	25	-5
11	D	SONG Yeha	M	4	0	0	0	2	-6
12	D	KIM Young Sung	M	4	1	1	2	4	+1
13	D	YU Inchul	M	4	1	0	1	2	-8
14	F	JUNG Seung Hwan	M	4	2	4	6	0	-5
20	D	JANG Dong Shin	M	4	2	0	2	2	-9
24	F	KIM Inkyum	M	4	0	0	0	0	-3
27	F	CHO Byeong Seok	M	4	1	1	2	2	-7
39	GK	CHOI Hyuk Jun	M	4	0	0	0	0	
55	F	JANG Jong Ho	M	4	0	0	0	2	-6
82	GK	BONG Daehan	M	4	0	0	0	0	

Head Coach: KIM Jung Ho

## Legend:

<b>+/-</b>	Plus/minus net	<b>A</b>	Assists	<b>D</b>	Defence	<b>F</b>	Forward
<b>G</b>	Goals	<b>GA</b>	Goals against	<b>GAA</b>	Goals against as average per 45 minutes	<b>Gen</b>	Gender
<b>GK</b>	Goalkeeper	<b>GP</b>	Games played	<b>M</b>	Male	<b>MIP</b>	Minutes and seconds played
<b>No.</b>	Jersey number	<b>PIM</b>	Penalties in minutes	<b>Pos.</b>	Position	<b>PTS</b>	Points
<b>SOG</b>	Shots on goal	<b>SVS</b>	Saves	<b>SVS%</b>	Saves in percentage		



SAT 11 MAY 2024

Start Time 17:30

Placement Round (5-6) - Game 18



## Line-ups

## SVK - KOR

## Referee

VANEK Jan (CZE)

## Linesmen

BLAZEK Pavel (CZE) , HERMANSEN OSWOLD Marius (NOR)

## Goalkeepers

Team: SVK

No.	Name	Gen
18	LEPACEK Eduard	M
21	PASTUCHA Miroslav	M

## Team Line-ups

Team: SVK (Blue)

No.	Pos.	Name	Gen
30	D	FOJTIK Erik	M
33	D	HLINKA Michal	M
7	F	STASAK Miroslav +A	M
11	F	LIGDA Marian +A	M
45	F	VECEREK Milos	M
66	D	FERENCIK Slavomir	M
44	F	TURIC Robert	M
98	F	KORMAN David	M

Head Coach: HRICKO Ivan

## NOT DRESSED:

25 F JOPPA Martin +C M

Team: KOR

No.	Name	Gen
39	CHOI Hyuk Jun	M
82	BONG Daehan	M

Team: KOR (White)

No.	Pos.	Name	Gen
8	D	CHOI Kwang Hyouk	M
12	D	KIM Young Sung +C	M
20	D	JANG Dong Shin	M
14	F	JUNG Seung Hwan	M
27	F	CHO Byeong Seok	M
4	D	OH Seok	M
13	D	YU Inchul +A	M
3	F	RYU Jee Hyun	M
9	F	CHOI Si Woo +A	M
55	F	JANG Jong Ho	M
11	D	SONG Yeha	M
2	F	PARK Seok	M
24	F	KIM Inkyum	M

Head Coach: KIM Jung Ho

## Legend:

<b>+A</b>	Assistant Captain	<b>+C</b>	Captain	<b>D</b>	Defence	<b>F</b>	Forward
<b>Gen</b>	Gender	<b>M</b>	Male	<b>No.</b>	Jersey number	<b>Pos.</b>	Position



**SAT 11 MAY 2024**  
Start Time 17:30

**Placement Round (5-6) - Game 18**



## Graphical Line-ups

### SVK - KOR

**Referee**  
VANEK Jan (CZE)

**Linesmen**  
BLAZEK Pavel (CZE) , HERMANSEN OSWOLD Marius (NOR)

**Team:** SVK - Slovakia (Blue)

**Head Coach:** HRICKO Ivan

S1 18 LEPACEK Eduard		
21 PASTUCHA Miroslav		
S2 30 FOJTIK Erik	S3 33 HLINKA Michal	
S4 7 STASAK Miroslav +A	S5 11 LIGDA Marian +A	S6 45 VECEREK Milos
66 FERENCIK Slavomir		
44 TURIC Robert		98 KORMAN David

**Team:** KOR - Korea (White)

**Head Coach:** KIM Jung Ho

S1 39 CHOI Hyuk Jun		
82 BONG Daehan		
S3 20 JANG Dong Shin	S2 12 KIM Young Sung +C	
S5 14 JUNG Seung Hwan	S6 27 CHO Byeong Seok	S4 8 CHOI Kwang Hyouk
13 YU Inchul +A		
9 CHOI Si Woo +A	55 JANG Jong Ho	3 RYU Jee Hyun
24 KIM Inkyum	2 PARK Seok	11 SONG Yeha

**Legend:**

**+A** Assistant Captain

**+C** Captain

**Sn** Starting position



SAT 11 MAY 2024

Start Time 17:30

End Time 19:24

Mixed

Play-offs - Game 18



## Game Summary

SVK - KOR 1 - 3 (1 - 0, 0 - 2, 0 - 1)

Spectators	Referee	Linesmen
123	VANEK Jan (CZE)	BLAZEK Pavel (CZE) , HERMANSEN OSWOLD Marius (NOR)

## Team Statistics

Period	Score	SVS	SOG	PIM	TPP	PPG	SHG
1	1 : 0	5 : 3	4 : 5	0 : 2	02:00 : 00:00	0 : 0	0 : 0
2	0 : 2	5 : 5	5 : 7	4 : 6	04:28 : 03:17	0 : 0	0 : 0
3	0 : 1	3 : 4	4 : 4	2 : 0	00:44 : 02:00	0 : 0	0 : 0
<b>Total</b>	<b>1 : 3</b>	<b>13 : 12</b>	<b>13 : 16</b>	<b>6 : 8</b>	<b>07:12 : 05:17</b>	<b>0 : 0</b>	<b>0 : 0</b>

## 1st Period

Action	Time	ET/Res	Team	Type	No.	Name	(G) Name of Assistant(s) / Action Description
GK	00:00		SVK		18	LEPACEK E	- Goalkeeper in
GK	00:00		KOR		39	CHOI HJ	- Goalkeeper in
<b>Goal</b>	<b>05:19</b>	<b>1 : 0</b>	<b>SVK</b>	<b>EQ</b>	<b>44</b>	<b>TURIC R</b>	(1) 98 KORMAN D On Ice SVK 18 30 44 45 66 98 30 FOJTIK E KOR 39 3 4 9 13 55
Penalty	06:58	08:58	KOR	2 min.	12	KIM YS	- Charging

## 2nd Period

Action	Time	ET/Res	Team	Type	No.	Name	(G) Name of Assistant(s) / Action Description
Penalty	15:28	17:28	SVK	2 min.	11	LIGDA M	- Interference
Penalty	18:22	20:22	KOR	2 min.	-	Team penalty	- Too Many Players / Served by: 8 CHOI KH
Penalty	20:17	22:17	KOR	2 min.	20	JANG DS	- Delaying the Game
<b>Goal</b>	<b>26:59</b>	<b>1 : 1</b>	<b>KOR</b>	<b>EQ</b>	<b>55</b>	<b>JANG JH</b>	(1) 9 CHOI SW On Ice SVK 18 7 11 30 45 66 KOR 39 3 4 9 13 55
<b>Goal</b>	<b>27:07</b>	<b>1 : 2</b>	<b>KOR</b>	<b>EQ</b>	<b>14</b>	<b>JUNG SH</b>	(3) On Ice SVK 18 11 33 44 45 66 KOR 39 8 12 14 20 27
Penalty	27:27	29:27	SVK	2 min.	45	VECEREK M	- Elbowing
Penalty	28:44	30:44	KOR	2 min.	20	JANG DS	- Charging

## 3rd Period

Action	Time	ET/Res	Team	Type	No.	Name	(G) Name of Assistant(s) / Action Description
Penalty	32:53	34:53	SVK	2 min.	33	HLINKA M	- Teeing
GK	43:15		SVK				18 LEPACEK E - Goalkeeper out
Time-out	43:28		SVK				
GK	43:51		SVK		18	LEPACEK E	- Goalkeeper in
GK	44:37		SVK				18 LEPACEK E - Goalkeeper out
<b>Goal</b>	<b>44:59</b>	<b>1 : 3</b>	<b>KOR</b>	<b>EQ</b>	<b>14</b>	<b>JUNG SH</b>	(4) On Ice SVK 7 11 30 45 66 98 KOR 39 9 12 14 20 55
GK	45:00		KOR				39 CHOI HJ - Goalkeeper out

## Goalkeeper Records

Team : SVK - Slovakia

No.	Name	SOG	SVS	MIP
18	LEPACEK Eduard	15	13	44:01
21	PASTUCHA Miroslav			

Team : KOR - Korea

No.	Name	SOG	SVS	MIP
39	CHOI Hyuk Jun	13	12	45:00
82	BONG Daehan			

## Game Statistics

Team : SVK (Blue)

Head Coach : HRICKO Ivan

No.	Pos.	Name	Gen	G	A	PTS	PIM	Shots on Goal				+/-
								1	2	3	TS	
7	F	STASAK Miroslav +A	M	0	0	0	0	0	0	0	0	-2
11	F	LIGDA Marian +A (BP)	M	0	0	0	2	0	1	0	1	-3
30	D	FOJTIK Erik	M	0	1	1	0	1	1	0	2	-1
33	D	HLINKA Michal	M	0	0	0	2	0	0	0	0	-1
45	F	VECEREK Milos	M	0	0	0	2	1	1	2	4	-2
44	F	TURIC Robert	M	1	0	1	0	1	0	0	1	0



SAT 11 MAY 2024

Start Time 17:30

End Time 19:24

Mixed

Play-offs - Game 18



Head Coach : HRICKO Ivan

No.	Pos.	Name	Gen	G	A	PTS	PIM	Shots on Goal				+/-
								1	2	3	TS	
66	D	FERENCIK Slavomir	M	0	0	0	0	0	0	2	2	-2
98	F	KORMAN David	M	0	1	1	0	1	2	0	3	0
18	GK	LEPACEK Eduard	M	0	0	0	0	0	0	0	0	
21	GK	PASTUCHA Miroslav	M	0	0	0	0	0	0	0	0	
<b>Total</b>				<b>1</b>	<b>2</b>	<b>3</b>	<b>6</b>	<b>4</b>	<b>5</b>	<b>4</b>	<b>13</b>	

Team : KOR (White)

Head Coach : KIM Jung Ho

No.	Pos.	Name	Gen	G	A	PTS	PIM	Shots on Goal				+/-
								1	2	3	TS	
8	D	CHOI Kwang Hyouk	M	0	0	0	0	0	1	0	1	+1
12	D	KIM Young Sung +C	M	0	0	0	2	0	1	0	1	+2
14	F	JUNG Seung Hwan (BP)	M	2	0	2	0	0	1	3	4	+2
20	D	JANG Dong Shin	M	0	0	0	4	0	0	0	0	+2
27	F	CHO Byeong Seok	M	0	0	0	0	0	0	0	0	+1
3	F	RYU Jee Hyun	M	0	0	0	0	3	0	0	3	0
4	D	OH Seok	M	0	0	0	0	0	0	0	0	0
9	F	CHOI Si Woo +A	M	0	1	1	0	1	0	0	1	+1
13	D	YU Inchul +A	M	0	0	0	0	1	3	0	4	0
55	F	JANG Jong Ho	M	1	0	1	0	0	1	1	2	+1
2	F	PARK Seok	M	0	0	0	0	0	0	0	0	0
11	D	SONG Yeha	M	0	0	0	0	0	0	0	0	0
24	F	KIM Inkyum	M	0	0	0	0	0	0	0	0	0
39	GK	CHOI Hyuk Jun	M	0	0	0	0	0	0	0	0	
82	GK	BONG Daehan	M	0	0	0	0	0	0	0	0	
<b>Total</b>				<b>3</b>	<b>1</b>	<b>4</b>	<b>6</b>	<b>5</b>	<b>7</b>	<b>4</b>	<b>16</b>	

## Legend:

<b>(G)</b>	Goals in tournament	<b>+/-</b>	Plus/minus net	<b>+A</b>	Assistant Captain	<b>+C</b>	Captain
<b>A</b>	Assists	<b>D</b>	Defence	<b>ENG</b>	Empty net goal	<b>EQ</b>	Equal strength
<b>ET/Res</b>	Penalty end time/Result of game	<b>F</b>	Forward	<b>G</b>	Goals	<b>Gen</b>	Gender
<b>GK</b>	Goalkeeper	<b>M</b>	Male	<b>MIP</b>	Minutes in play (GK)	<b>No.</b>	Jersey number
<b>PIM</b>	Penalties in minutes	<b>Pos.</b>	Position	<b>PPG</b>	Power play goals	<b>PTS</b>	Points
<b>SHG</b>	Shorthanded goals	<b>SOG</b>	Shots on goal	<b>SVS</b>	Saves	<b>TPP</b>	Time on power play
<b>TS</b>	Total shots						



SAT 11 MAY 2024  
Start Time 17:30

Mixed

Play-offs - Game 18

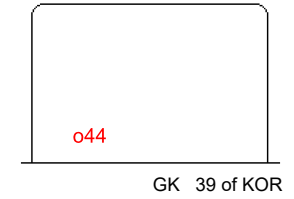
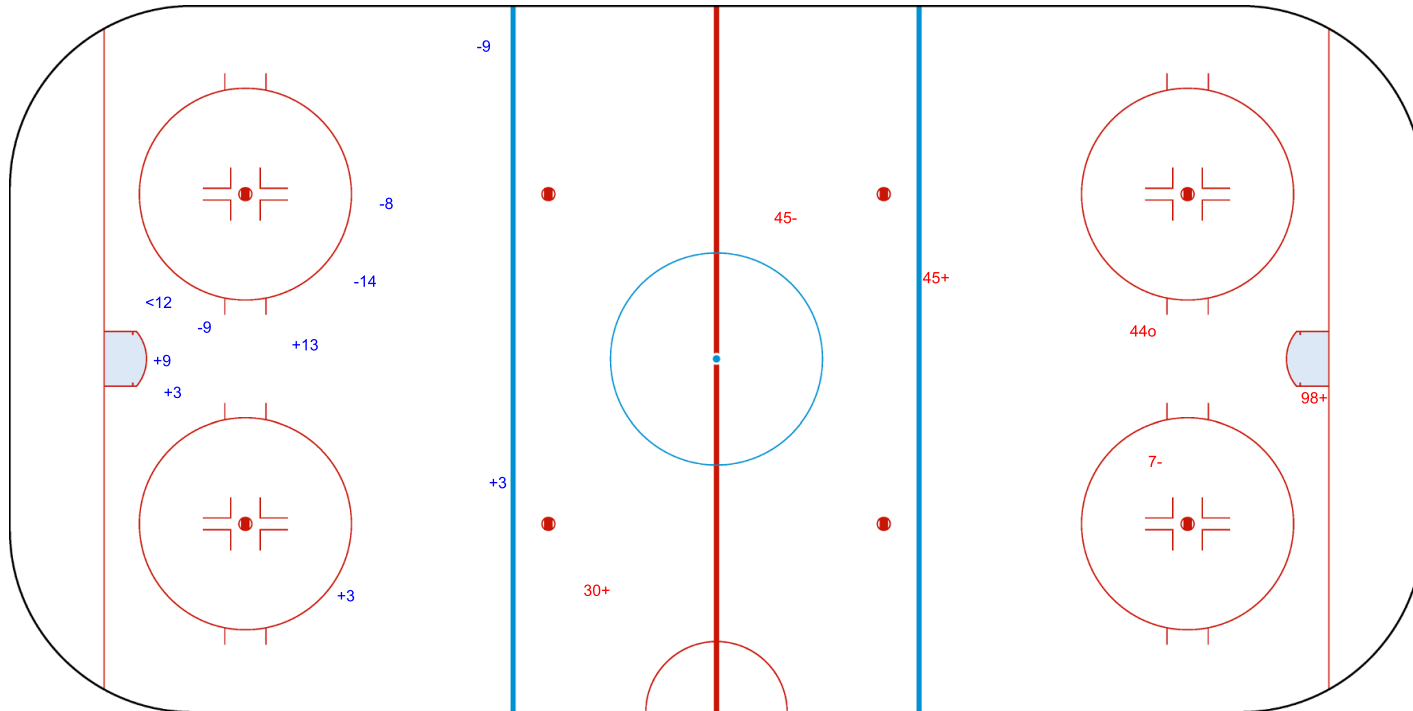
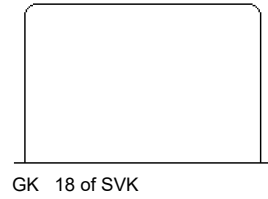


### Shot Chart SVK - KOR

Shots by KOR  
Goals (o): 0    SSG (+): 5  
SSP (<): 1    SPG (-): 4

SVK    Period: 1    KOR

Shots by SVK  
Goals (o): 1    SSG (+): 3  
SSP (>): 0    SPG (-): 2





SAT 11 MAY 2024  
Start Time 17:30

Mixed

Play-offs - Game 18



Shots by SVK

Goals (o): 0

SSG (+): 5

SSP (<): 0

SPG (-): 1



GK 39 of KOR



Period: 2



Shots by KOR

Goals (o): 2

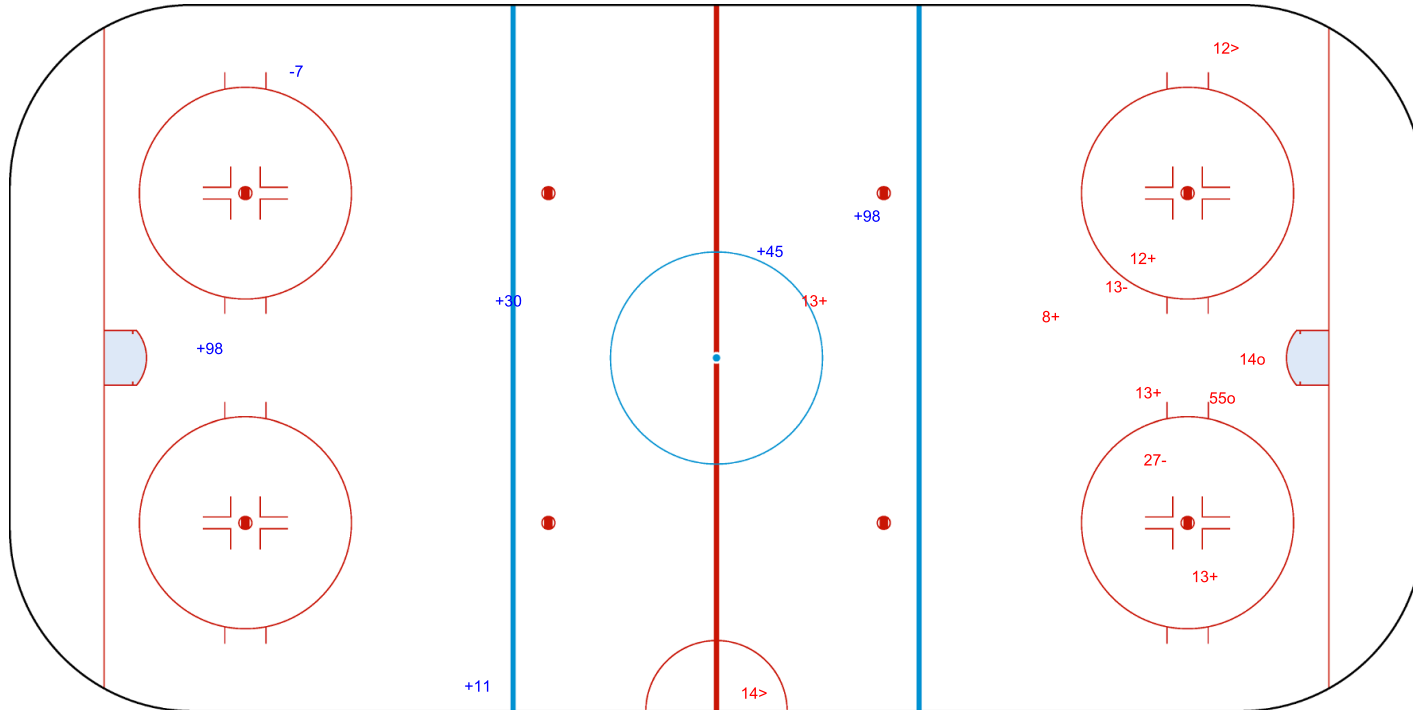
SSG (+): 5

SSP (>): 2

SPG (-): 2



GK 18 of SVK





**SAT 11 MAY 2024**  
Start Time 17:30

Mixed

Play-offs - Game 18

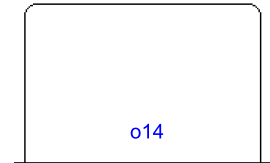


Shots by KOR

Goals (o): 1    SSG (+): 3  
SSP (<): 0    SPG (-): 3



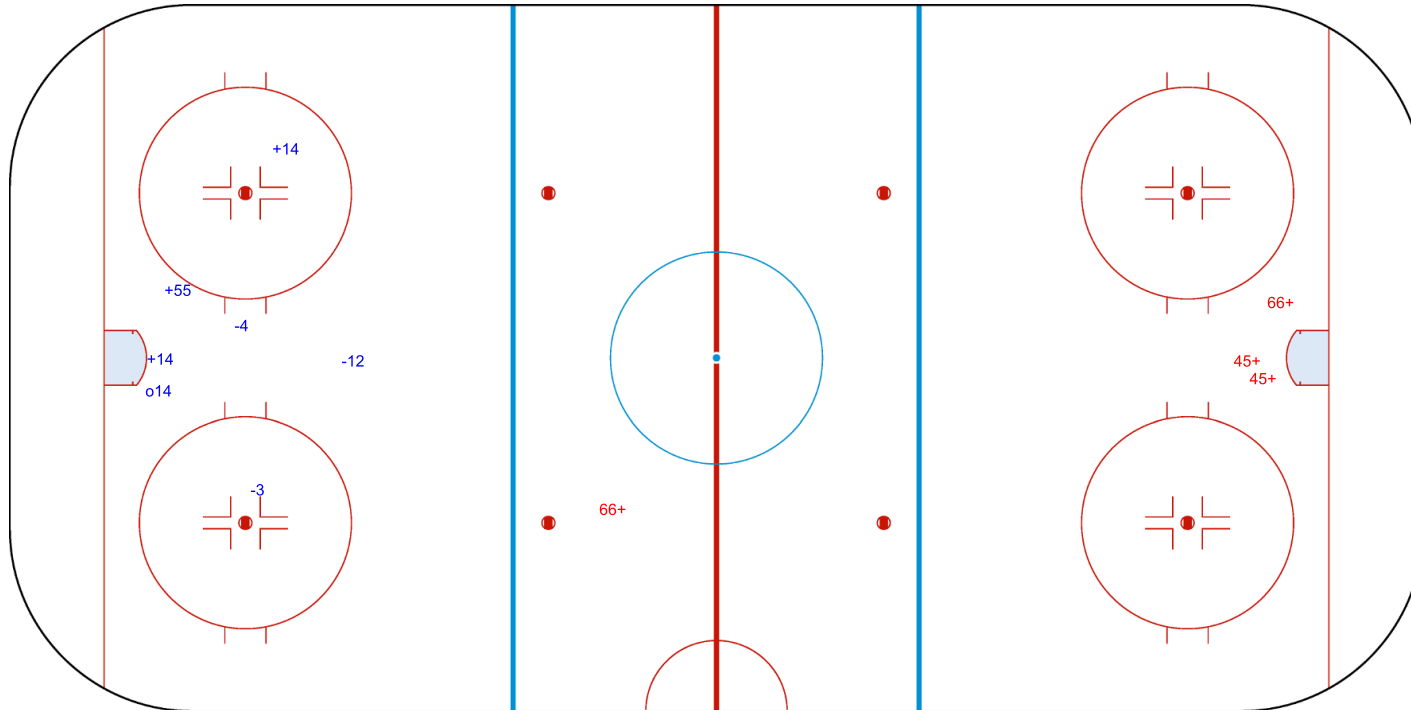
GK 18 of SVK



ENG



Period: 3



Shots by SVK

Goals (o): 0    SSG (+): 4  
SSP (>): 0    SPG (-): 0



GK 39 of KOR

<b>Legend:</b>	<b>ENG</b> Empty net goal	<b>GK</b> Goalkeeper	<b>SPG</b> Shots past goal	<b>SSG</b> Shots saved by goalkeeper	<b>SSP</b> Shots saved by player
----------------	---------------------------	----------------------	----------------------------	--------------------------------------	----------------------------------





Face-off Chart  
SVK - KOR

PERIOD 1

	SVK		KOR		SVK		KOR		SVK		KOR		Total wins all zones
	Def. zone	Att. zone	Neutral zone	Neutral zone	Att. zone	Def. zone	Att. zone	Def. zone	Att. zone	Def. zone	Att. zone	Def. zone	
	- 7	+ 55	- 11	+ 27	+ 7	- 55							
	+ 7	- 55	- 98	+ 55	- 7	+ 27							
	+ 11	- 27											
	- 7	+ 27											
	- 7	+ 55											
	+ 11	- 27											
	- 7	+ 55											
Total wins / period	3 / 43%	4 / 57%	0 / 0%	2 / 100%	1 / 50%	1 / 50%			4 / 36%	7 / 64%			

PERIOD 2

	SVK		KOR		SVK		KOR		SVK		KOR		Total wins all zones
	Def. zone	Att. zone	Neutral zone	Neutral zone	Att. zone	Def. zone	Att. zone	Def. zone	Att. zone	Def. zone	Att. zone	Def. zone	
	- 98	+ 27	- 11	+ 27	+ 7	- 27							
	- 98	+ 55	+ 11	- 27	- 7	+ 27							
	- 98	+ 55	+ 11	- 27	- 11	+ 27							
	- 7	+ 27	+ 11	- 27	- 11	+ 27							
	- 11	+ 55			- 11	+ 27							
	+ 11	- 27			- 7	+ 55							
Total wins / period	1 / 17%	5 / 83%	3 / 75%	1 / 25%	1 / 17%	5 / 83%			5 / 31%	11 / 69%			

PERIOD 3

	SVK		KOR		SVK		KOR		SVK		KOR		Total wins all zones
	Def. zone	Att. zone	Neutral zone	Neutral zone	Att. zone	Def. zone	Att. zone	Def. zone	Att. zone	Def. zone	Att. zone	Def. zone	
	- 7	+ 55	+ 7	- 8	+ 11	- 55							
	+ 11	- 55	+ 11	- 55	- 11	+ 8							
	+ 7	- 8	+ 98	- 55	+ 7	- 55							
	- 7	+ 8			- 7	+ 55							
	- 7	+ 55											
	- 11	+ 55											
	+ 7	- 8											
Total wins / period	3 / 43%	4 / 57%	3 / 100%	0 / 0%	2 / 50%	2 / 50%			8 / 57%	6 / 43%			

TOTAL

	SVK		KOR		SVK		KOR		SVK		KOR		Total wins all zones
	Def. zone	Att. zone	Neutral zone	Neutral zone	Att. zone	Def. zone	Att. zone	Def. zone	Att. zone	Def. zone	Att. zone	Def. zone	
Total wins / game	7 / 35%	13 / 65%	6 / 67%	3 / 33%	4 / 33%	8 / 67%			17 / 41%	24 / 59%			



**SAT 11 MAY 2024**  
Start Time 17:30

**Mixed**  
**Play-offs - Game 18**



**HEAD TO HEAD**

		KOR			Tot	wins SVK	Dz	Nz	Az
No.	8	27	55						
SVK	7	3 - 1	1 - 4	3 - 7	19	7 37%	3 27%	1 100%	3 43%
	11	0 - 1	6 - 5	3 - 2	17	9 53%	4 67%	4 67%	1 20%
	98		0 - 1	1 - 3	5	1 20%	0 0%	1 50%	
<b>Tot</b>	<b>5</b>	<b>17</b>	<b>19</b>	<b>41</b>	<b>17</b> 41%	<b>7</b> 35%	<b>6</b> 67%	<b>4</b> 33%	
<b>wins KOR</b>	<b>2</b> 40%	<b>10</b> 59%	<b>12</b> 63%	<b>24</b> 59%					
<b>Dz</b>	<b>1</b> 100%	<b>5</b> 83%	<b>2</b> 40%	<b>8</b> 67%					
<b>Nz</b>	<b>0</b> 0%	<b>2</b> 40%	<b>1</b> 33%	<b>3</b> 33%					
<b>Az</b>	<b>1</b> 33%	<b>3</b> 50%	<b>9</b> 82%	<b>13</b> 65%					

**Legend:**  
**Az** Attacking zone    **Dz** Defending zone    **No.** Jersey number    **Nz** Neutral zone    **Tot.** Total face-offs played



## TOURNAMENT PROGRESS

As of MON 13 MAY 2024

Semifinals	Finals																								
<table border="1" style="width: 100%; border-collapse: collapse;"> <tr> <td style="text-align: right;"><b>CAN</b></td> <td style="text-align: right;"><b>2</b></td> </tr> <tr> <td colspan="2" style="text-align: center;">Game #15 MAY 10 17:30</td> </tr> <tr> <td style="text-align: right;"><b>CHN</b></td> <td style="text-align: right;"><b>1</b></td> </tr> </table>	<b>CAN</b>	<b>2</b>	Game #15 MAY 10 17:30		<b>CHN</b>	<b>1</b>	<table border="1" style="width: 100%; border-collapse: collapse;"> <tr> <td style="text-align: right;"><b>CAN</b></td> <td style="text-align: right;"><b>2</b></td> </tr> <tr> <td colspan="2" style="text-align: center;">Game #20 MAY 12 17:30 Gold Medal Game</td> </tr> <tr> <td style="text-align: right;"><b>USA</b></td> <td style="text-align: right;"><b>1</b></td> </tr> </table> <p style="text-align: center;"><b>CAN</b> Gold Medal Winner</p> <hr/> <table border="1" style="width: 100%; border-collapse: collapse;"> <tr> <td style="text-align: right;"><b>USA</b></td> <td style="text-align: right;"><b>1</b></td> </tr> <tr> <td colspan="2" style="text-align: center;">Game #16 MAY 10 13:30</td> </tr> <tr> <td style="text-align: right;"><b>CZE</b></td> <td style="text-align: right;"><b>1</b></td> </tr> </table> <p style="text-align: center;"><b>USA</b> Silver Medal Winner</p> <hr/> <table border="1" style="width: 100%; border-collapse: collapse;"> <tr> <td style="text-align: right;"><b>CHN</b></td> <td style="text-align: right;"><b>2</b></td> </tr> <tr> <td colspan="2" style="text-align: center;">Game #19 MAY 12 13:30 Bronze Medal Game</td> </tr> <tr> <td style="text-align: right;"><b>CZE</b></td> <td style="text-align: right;"><b>3</b></td> </tr> </table> <p style="text-align: center;"><b>CZE</b> Bronze Medal Winner</p>	<b>CAN</b>	<b>2</b>	Game #20 MAY 12 17:30 Gold Medal Game		<b>USA</b>	<b>1</b>	<b>USA</b>	<b>1</b>	Game #16 MAY 10 13:30		<b>CZE</b>	<b>1</b>	<b>CHN</b>	<b>2</b>	Game #19 MAY 12 13:30 Bronze Medal Game		<b>CZE</b>	<b>3</b>
<b>CAN</b>	<b>2</b>																								
Game #15 MAY 10 17:30																									
<b>CHN</b>	<b>1</b>																								
<b>CAN</b>	<b>2</b>																								
Game #20 MAY 12 17:30 Gold Medal Game																									
<b>USA</b>	<b>1</b>																								
<b>USA</b>	<b>1</b>																								
Game #16 MAY 10 13:30																									
<b>CZE</b>	<b>1</b>																								
<b>CHN</b>	<b>2</b>																								
Game #19 MAY 12 13:30 Bronze Medal Game																									
<b>CZE</b>	<b>3</b>																								

Final Ranking		
<b>Gold</b>	<b>CAN</b>	<b>Canada</b>
<b>Silver</b>	<b>USA</b>	<b>United States</b>
<b>Bronze</b>	<b>CZE</b>	<b>Czechia</b>
<b>4</b>	<b>CHN</b>	<b>China</b>
<b>5</b>	<b>KOR</b>	<b>Korea</b>
<b>6</b>	<b>SVK</b>	<b>Slovakia</b>
<b>7</b>	<b>ITA</b>	<b>Italy</b>
<b>8</b>	<b>JPN</b>	<b>Japan</b>

Game	Round	Date	Time	Teams	Results	1	2	3	OT	PSS	Venue
15	SF	FRI 10 MAY	17:30 GMT-6	<b>CAN</b> - <b>CHN</b>	<b>2 - 1</b>	0 - 1	0 - 0	2 - 0			WinSport Arena
16	SF	FRI 10 MAY	13:30 GMT-6	<b>USA</b> - <b>CZE</b>	<b>3 - 1</b>	1 - 0	0 - 0	2 - 1			WinSport Arena
17	P7-8	SAT 11 MAY	13:30 GMT-6	<b>JPN</b> - <b>ITA</b>	<b>0 - 1</b>	0 - 0	0 - 0	0 - 1			WinSport Arena
18	P5-6	SAT 11 MAY	17:30 GMT-6	<b>SVK</b> - <b>KOR</b>	<b>1 - 3</b>	1 - 0	0 - 2	0 - 1			WinSport Arena
19	BMG	SUN 12 MAY	13:30 GMT-6	<b>CHN</b> - <b>CZE</b>	<b>2 - 3</b>	1 - 2	1 - 1	0 - 0			WinSport Arena
20	GMG	SUN 12 MAY	17:30 GMT-6	<b>CAN</b> - <b>USA</b>	<b>2 - 1</b>	1 - 0	1 - 0	0 - 1			WinSport Arena

<b>Legend:</b>	
<b>1</b>	1st period
<b>Px-y</b>	Placement game
<b>SF</b>	Semifinals
<b>2</b>	2nd period
<b>GMG</b>	Gold medal game
<b>3</b>	3rd period
<b>PSS</b>	Penalty-Shot Shootout
<b>BMG</b>	Bronze medal game
<b>OT</b>	Overtime



FRI 10 MAY 2024

Start Time 17:30

Mixed

Play-offs, Game 15



## Game Roster

## CAN - CHN

## Referee

ESPOSITO Bobby (USA)

## Linesmen

DAUPHINEE Dylan (CAN) , RUNDSTROM Tony (SWE)

## Goalkeepers

Team: CAN

No.	Name	Gen	GP	MIP	GA	SVS	SOG	SVS%	GAA
30	WATSON Corbin	M	3	45:00	0	2	2	100.00	0.00
54	KINGSMILL Adam	M	3	90:00	1	13	14	92.86	0.50

## Team Roster

Team: CAN (White)

No.	Pos.	Name	Gen	GP	G	A	PTS	PIM	+/-
4	F	DUNN James	M	3	3	3	6	0	+6
5	D	HENRY Tyrone	M	3	0	6	6	0	+11
7	D	LAVIN Zach	M	3	1	4	5	2	+14
8	F	McGREGOR Tyler	M	3	9	5	14	2	+15
9	F	SMITH Corbyn	M	3	2	4	6	0	+7
11	F	DIXON Adam	M	3	3	3	6	0	+7
13	F	BOILY Vincent	M	3	1	3	4	2	+5
17	D	BURNETT Shawn	M	0	0	0	0	0	0
19	F	COZZOLINO Dominic	M	3	5	10	15	2	+14
23	D	HICKEY Liam	M	3	6	10	16	2	+15
26	F	JACOBS-WEBB Anton	M	3	2	1	3	2	+6
29	D	KOVACEVICH Micah	M	3	1	1	2	0	+8
30	GK	WATSON Corbin	M	3	0	0	0	0	
54	GK	KINGSMILL Adam	M	3	0	0	0	0	
61	D	ARMSTRONG Rob	M	3	0	3	3	0	+12
92	D	HALBERT Auren	M	3	1	3	4	2	+15
98	F	LELIEVRE Mathieu	M	0	0	0	0	0	0

Head Coach: HERRINGTON Russ

Team: CHN

No.	Name	Gen	GP	MIP	GA	SVS	SOG	SVS%	GAA
1	WANG Wei	M	3	45:00	10	20	30	66.67	10.00
20	JI Yan Zhao	M	3	89:45	0	13	13	100.00	0.00

Team: CHN (Red)

No.	Pos.	Name	Gen	GP	G	A	PTS	PIM	+/-
1	GK	WANG Wei	M	3	0	0	0	0	0
3	D	LYU Zhi	M	3	0	2	2	2	0
7	D	XU Jin Qiang	M	2	1	3	4	2	+6
8	F	WANG Zhi Dong	M	3	2	1	3	2	+5
10	D	LI Zhen Yang	M	2	0	1	1	0	-2
12	F	CHE Hang	M	3	0	0	0	0	+2
15	F	SONG Xiao Dong	M	3	4	0	4	2	+5
17	F	SHEN Yi Feng	M	3	3	2	5	4	+6
18	F	WANG Ju Jiang	M	2	0	2	2	0	+3
19	D	ZHANG Zheng	M	3	0	5	5	0	+9
20	GK	JI Yan Zhao	M	3	0	0	0	0	
22	D	HU Guang Jian	M	2	1	1	2	33	+3
23	D	CUI Yu Tao	M	2	0	0	0	2	+7
24	F	ZHU Zhan Fu	M	3	3	2	5	2	+5
28	F	TIAN Jin Tao	M	2	2	3	5	2	+1
30	F	QIU Dian Peng	M	3	1	1	2	0	+3
32	F	LI Hong Guan	M	3	3	3	6	0	+6

Head Coach: JIN Xian Xiu

## Legend:

<b>+/-</b>	Plus/minus net	<b>A</b>	Assists	<b>D</b>	Defence	<b>F</b>	Forward
<b>G</b>	Goals	<b>GA</b>	Goals against	<b>GAA</b>	Goals against as average per 45 minutes	<b>Gen</b>	Gender
<b>GK</b>	Goalkeeper	<b>GP</b>	Games played	<b>M</b>	Male	<b>MIP</b>	Minutes and seconds played
<b>No.</b>	Jersey number	<b>PIM</b>	Penalties in minutes	<b>Pos.</b>	Position	<b>PTS</b>	Points
<b>SOG</b>	Shots on goal	<b>SVS</b>	Saves	<b>SVS%</b>	Saves in percentage		



FRI 10 MAY 2024

Start Time 17:30

Mixed

Semifinals, Game 15



## Line-ups

## CAN - CHN

## Referee

ESPOSITO Bobby (USA)

## Linesmen

DAUPHINEE Dylan (CAN) , RUNDSTROM Tony (SWE)

## Goalkeepers

Team: CAN

No.	Name	Gen
54	KINGSMILL Adam	M
30	WATSON Corbin	M

## Team Line-ups

Team: CAN (White)

No.	Pos.	Name	Gen
23	D	HICKEY Liam +A	M
61	D	ARMSTRONG Rob	M
92	D	HALBERT Auren	M
8	F	McGREGOR Tyler +C	M
19	F	COZZOLINO Dominic	M
5	D	HENRY Tyrone +A	M
7	D	LAVIN Zach	M
29	D	KOVACEVICH Micah	M
4	F	DUNN James +A	M
26	F	JACOBS-WEBB Anton	M
9	F	SMITH Corbyn	M
11	F	DIXON Adam	M
13	F	BOILY Vincent	M

Head Coach: HERRINGTON Russ

## NOT DRESSED:

17	D	BURNETT Shawn	M
98	F	LELIEVRE Mathieu	M

Team: CHN

No.	Name	Gen
20	JI Yan Zhao	M
1	WANG Wei	M

Team: CHN (Red)

No.	Pos.	Name	Gen
7	D	XU Jin Qiang	M
23	D	CUI Yu Tao	M
8	F	WANG Zhi Dong +A	M
24	F	ZHU Zhan Fu	M
32	F	LI Hong Guan	M
19	D	ZHANG Zheng	M
22	D	HU Guang Jian	M
17	F	SHEN Yi Feng +C	M
28	F	TIAN Jin Tao	M
30	F	QIU Dian Peng	M
12	F	CHE Hang	M
15	F	SONG Xiao Dong	M
18	F	WANG Ju Jiang	M

Head Coach: JIN Xian Xiu

## NOT DRESSED:

3	D	LYU Zhi	M
10	D	LI Zhen Yang	M

## Legend:

<b>+A</b>	Assistant Captain	<b>+C</b>	Captain	<b>D</b>	Defence	<b>F</b>	Forward
<b>Gen</b>	Gender	<b>M</b>	Male	<b>No.</b>	Jersey number	<b>Pos.</b>	Position



**FRI 10 MAY 2024**  
Start Time 17:30

**Mixed**  
**Semifinals, Game 15**



## Graphical Line-ups

### CAN - CHN

**Referee**  
ESPOSITO Bobby (USA)

**Linesmen**  
DAUPHINEE Dylan (CAN) , RUNDSTROM Tony (SWE)

**Team:** CAN - Canada (White)

**Head Coach:** HERRINGTON Russ

S1 54 KINGSMILL Adam		
30 WATSON Corbin		
S2 61 ARMSTRONG Rob	S3 92 HALBERT Auren	
S6 23 HICKEY Liam +A	S5 19 COZZOLINO Dominic	S4 8 MCGREGOR Tyler +C
7 LAVIN Zach		5 HENRY Tyrone +A
29 KOVACEVICH Micah	26 JACOBS-WEBB Anton	4 DUNN James +A
13 BOILY Vincent	11 DIXON Adam	9 SMITH Corbyn

**Team:** CHN - China (Red)

**Head Coach:** JIN Xian Xiu

20 JI Yan Zhao		
S1 1 WANG Wei		
S2 7 XU Jin Qiang +A	S3 23 CUI Yu Tao +C	
S6 24 ZHU Zhan Fu	S4 8 WANG Zhi Dong	32 LI Hong Guan
22 HU Guang Jian		19 ZHANG Zheng
S5 17 SHEN Yi Feng	28 TIAN Jin Tao	30 QIU Dian Peng
12 CHE Hang	15 SONG Xiao Dong	18 WANG Ju Jiang

**Legend:**

**+A** Assistant Captain

**+C** Captain

**Sn** Starting position



FRI 10 MAY 2024

Start Time 17:30

End Time 19:11

Mixed

Play-offs, Game 15



## Game Summary

CAN - CHN 2 - 1 (0 - 1, 0 - 0, 2 - 0)

Spectators	Referee	Linesmen
646	ESPOSITO Bobby (USA)	DAUPHINEE Dylan (CAN) , RUNDSTROM Tony (SWE)

## Team Statistics

Period	Score	SVS	SOG	PIM	TPP	PPG	SHG
1	0 : 1	4 : 7	7 : 5	2 : 2	01:33 : 01:06	0 : 1	0 : 0
2	0 : 0	5 : 4	4 : 5	0 : 2	02:27 : 00:00	0 : 0	0 : 0
3	2 : 0	5 : 4	6 : 5	0 : 0	00:00 : 00:00	0 : 0	0 : 0
<b>Total</b>	<b>2 : 1</b>	<b>14 : 15</b>	<b>17 : 15</b>	<b>2 : 4</b>	<b>04:00 : 01:06</b>	<b>0 : 1</b>	<b>0 : 0</b>

## 1st Period

Action	Time	ET/Res	Team	Type	No.	Name	(G)	Name of Assistant(s) / Action Description
GK	00:00		CAN		54	KINGSMILL A		- Goalkeeper in
GK	00:00		CHN		1	WANG W		- Goalkeeper in
Penalty	10:41	11:47	CAN	2 min.	19	COZZOLINO D		- Holding an opponent
<b>Goal</b>	<b>11:47</b>	<b>0 : 1</b>	<b>CHN</b>	<b>PP1</b>	<b>28</b>	<b>TIAN JT</b>	(3)	32 LI HG On Ice CAN 54 7 23 26 92 CHN 1 7 17 24 28 32 *
Penalty	13:27	15:27	CHN	2 min.	8	WANG ZD		- Slashing

## 2nd Period

Action	Time	ET/Res	Team	Type	No.	Name	(G)	Name of Assistant(s) / Action Description
Penalty	22:27	24:27	CHN	2 min.	28	TIAN JT		- Teeing

## 3rd Period

Action	Time	ET/Res	Team	Type	No.	Name	(G)	Name of Assistant(s) / Action Description
<b>Goal</b>	<b>31:19</b>	<b>1 : 1</b>	<b>CAN</b>	<b>EQ</b>	<b>29</b>	<b>KOVACEVICH M</b>	(2)	8 McGREGOR T 26 JACOBS-WEBB A On Ice CAN 54 5 7 8 26 29 CHN 1 7 8 22 24 28
<b>Goal</b>	<b>32:43</b>	<b>2 : 1</b>	<b>CAN</b>	<b>EQ</b>	<b>19</b>	<b>COZZOLINO D</b>	(6)	23 HICKEY L 8 McGREGOR T On Ice CAN 54 5 8 19 23 92 CHN 1 8 15 19 23 32
GK	44:07		CHN					1 WANG W - Goalkeeper out
GK	45:00		CAN					54 KINGSMILL A - Goalkeeper out

## Goalkeeper Records

Team : CAN - Canada

No.	Name	SOG	SVS	MIP
54	KINGSMILL Adam	15	14	45:00
30	WATSON Corbin			

Team : CHN - China

No.	Name	SOG	SVS	MIP
1	WANG Wei	17	15	44:07
20	JI Yan Zhao			

## Game Statistics

Team : CAN (White)

Head Coach : HERRINGTON Russ

No.	Pos.	Name	Gen	G	A	PTS	PIM	Shots on Goal				+/-
								1	2	3	TS	
8	F	McGREGOR Tyler +C	M	0	2	2	0	1	1	1	3	+2
19	F	COZZOLINO Dominic	M	1	0	1	2	0	0	1	1	+1
23	D	HICKEY Liam +A	M	0	1	1	0	1	1	1	3	+1
61	D	ARMSTRONG Rob	M	0	0	0	0	0	0	0	0	0
92	D	HALBERT Auren	M	0	0	0	0	0	0	0	0	+1
4	F	DUNN James +A	M	0	0	0	0	1	1	1	3	0
5	D	HENRY Tyrone +A	M	0	0	0	0	0	0	0	0	+2
7	D	LAVIN Zach	M	0	0	0	0	2	1	1	4	+1
26	F	JACOBS-WEBB Anton	M	0	1	1	0	0	0	0	0	+1
29	D	KOVACEVICH Micah (BP)	M	1	0	1	0	2	0	1	3	+1
9	F	SMITH Corbyn	M	0	0	0	0	0	0	0	0	0
11	F	DIXON Adam	M	0	0	0	0	0	0	0	0	0
13	F	BOILY Vincent	M	0	0	0	0	0	0	0	0	0
30	GK	WATSON Corbin	M	0	0	0	0	0	0	0	0	0



FRI 10 MAY 2024

Start Time 17:30  
End Time 19:11

Mixed

Play-offs, Game 15



Head Coach : HERRINGTON Russ

No.	Pos.	Name	Gen	G	A	PTS	PIM	Shots on Goal				+/-
								1	2	3	TS	
54	GK	KINGSMILL Adam	M	0	0	0	0	0	0	0	0	
<b>Total</b>				<b>2</b>	<b>4</b>	<b>6</b>	<b>2</b>	<b>7</b>	<b>4</b>	<b>6</b>	<b>17</b>	

Team : CHN (Red)

Head Coach : JIN Xian Xiu

No.	Pos.	Name	Gen	G	A	PTS	PIM	Shots on Goal				+/-
								1	2	3	TS	
7	D	XU Jin Qiang +A	M	0	0	0	0	0	1	1	-1	
8	F	WANG Zhi Dong	M	0	0	0	2	1	2	2	-2	
23	D	CUI Yu Tao +C	M	0	0	0	0	0	0	0	-1	
24	F	ZHU Zhan Fu	M	0	0	0	0	0	0	0	-1	
32	F	LI Hong Guan	M	0	1	1	0	1	0	0	1	
17	F	SHEN Yi Feng	M	0	0	0	0	1	2	0	3	
19	D	ZHANG Zheng	M	0	0	0	0	0	0	1	1	
22	D	HU Guang Jian	M	0	0	0	0	0	1	0	1	
28	F	TIAN Jin Tao (BP)	M	1	0	1	2	1	0	1	2	
30	F	QIU Dian Peng	M	0	0	0	0	0	0	0	0	
12	F	CHE Hang	M	0	0	0	0	1	0	0	1	
15	F	SONG Xiao Dong	M	0	0	0	0	0	0	0	-1	
18	F	WANG Ju Jiang	M	0	0	0	0	0	0	0	0	
1	GK	WANG Wei	M	0	0	0	0	0	0	0	0	
20	GK	JI Yan Zhao	M	0	0	0	0	0	0	0	0	
<b>Total</b>				<b>1</b>	<b>1</b>	<b>2</b>	<b>4</b>	<b>5</b>	<b>5</b>	<b>5</b>	<b>15</b>	

Legend:							
<b>(G)</b>	Goals in tournament	*	does not count for Plus/minus	<b>+/-</b>	Plus/minus net	<b>+A</b>	Assistant Captain
<b>+C</b>	Captain	<b>A</b>	Assists	<b>D</b>	Defence	<b>EQ</b>	Equal strength
<b>ET/Res</b>	Penalty end time/Result of game	<b>F</b>	Forward	<b>G</b>	Goals	<b>Gen</b>	Gender
<b>GK</b>	Goalkeeper	<b>M</b>	Male	<b>MIP</b>	Minutes in play (GK)	<b>No.</b>	Jersey number
<b>PIM</b>	Penalties in minutes	<b>Pos.</b>	Position	<b>PP1</b>	Power play - 1 player	<b>PPG</b>	Power play goals
<b>PTS</b>	Points	<b>SHG</b>	Shorthanded goals	<b>SOG</b>	Shots on goal	<b>SVS</b>	Saves
<b>TTP</b>	Time on power play	<b>TS</b>	Total shots				





FRI 10 MAY 2024  
Start Time 17:30

Mixed

Play-offs, Game 15



### Shot Chart CAN - CHN

Shots by CAN

Goals (o): 0    SSG (+): 7  
SSP (<): 1    SPG (-): 5



GK 1 of CHN



Period: 1

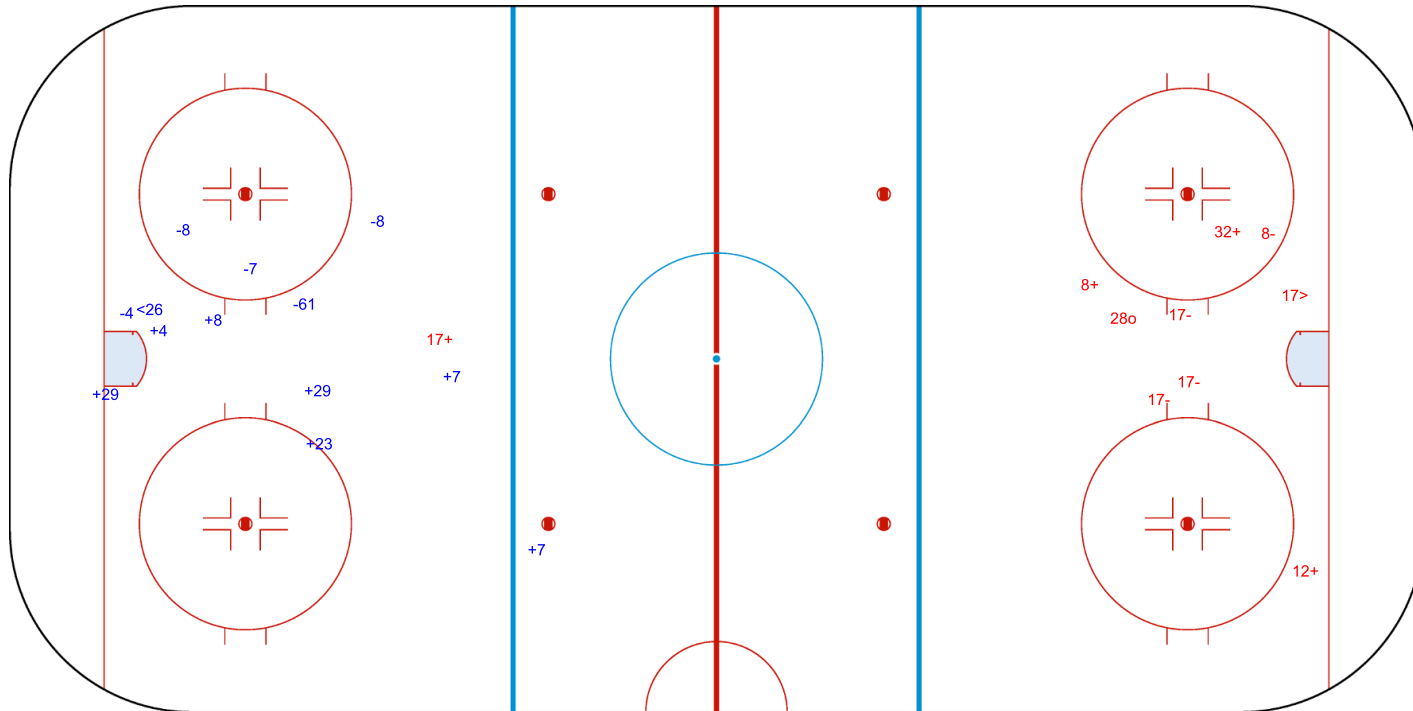


Shots by CHN

Goals (o): 1    SSG (+): 4  
SSP (>): 1    SPG (-): 4



GK 54 of CAN





FRI 10 MAY 2024  
Start Time 17:30

Mixed

Play-offs, Game 15



Shots by CHN

Goals (o): 0

SSG (+): 5

SSP (<): 0

SPG (-): 3



GK 54 of CAN



Period: 2



Shots by CAN

Goals (o): 0

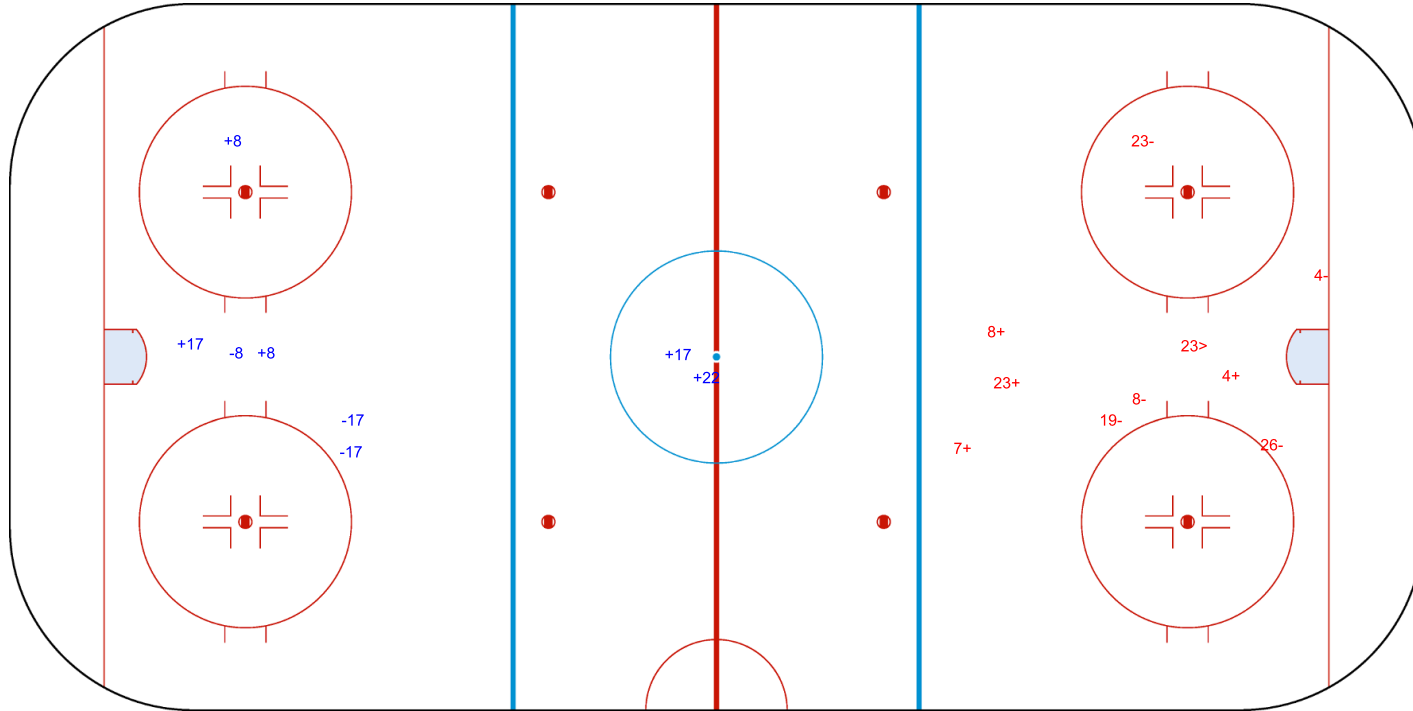
SSG (+): 4

SSP (>): 1

SPG (-): 5



GK 1 of CHN





FRI 10 MAY 2024  
Start Time 17:30


Mixed

Play-offs, Game 15



Shots by CAN

Goals (o): 2    SSG (+): 4  
SSP (<): 1    SPG (-): 0



GK 1 of CHN



Period: 3

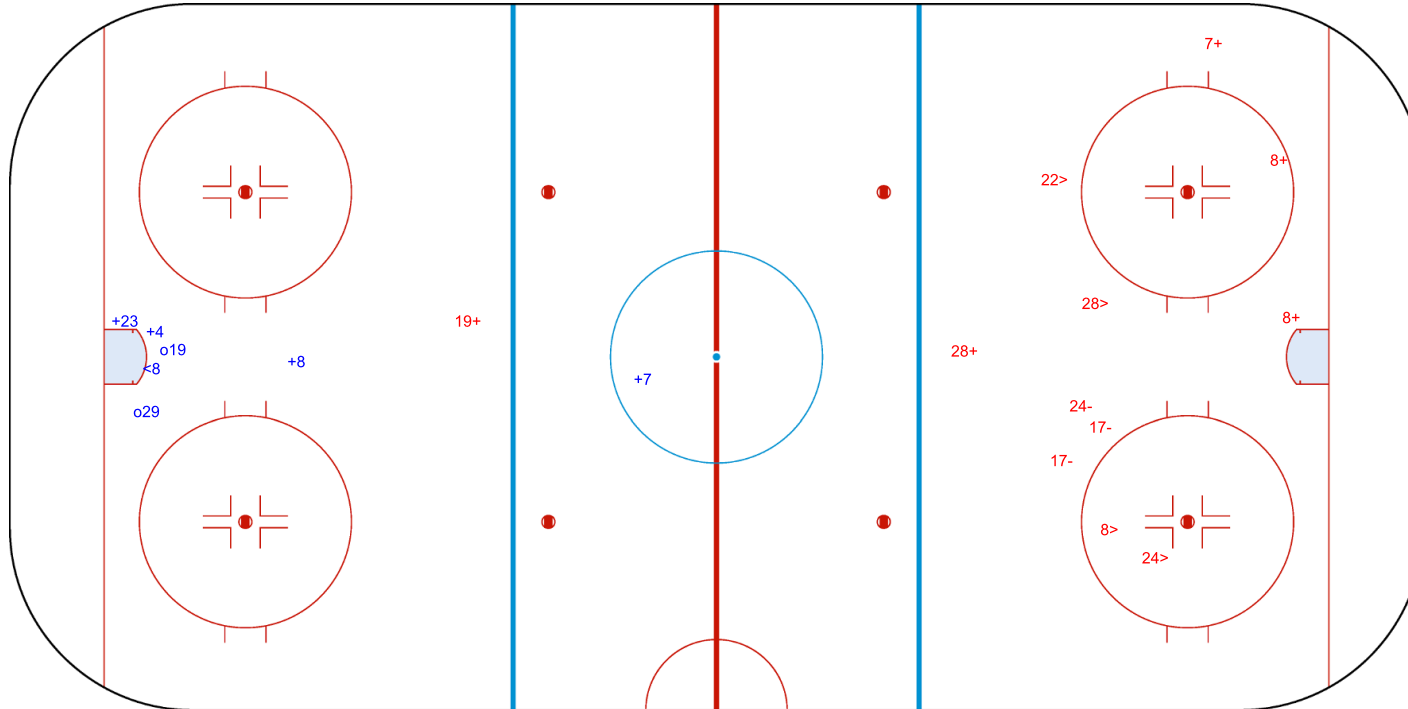


Shots by CHN

Goals (o): 0    SSG (+): 5  
SSP (>): 4    SPG (-): 3



GK 54 of CAN



Legend:	
<b>GK</b>	Goalkeeper
<b>SPG</b>	Shots past goal
<b>SSG</b>	Shots saved by goalkeeper
<b>SSP</b>	Shots saved by player



### Face-off Chart CAN - CHN

#### PERIOD 1

	CAN		CHN		CAN		CHN		Total wins all zones				
	Def. zone	Att. zone	Neutral zone		Att. zone	Def. zone							
	+ 4	- 15	- 19	+ 8	+ 11	- 15			<table border="1"> <thead> <tr> <th>CAN</th> <th>CHN</th> </tr> </thead> <tbody> <tr> <td>8 / 73%</td> <td>3 / 27%</td> </tr> </tbody> </table>	CAN	CHN	8 / 73%	3 / 27%
CAN	CHN												
8 / 73%	3 / 27%												
	- 23	+ 15	+ 26	- 15	+ 19	- 15							
			+ 19	- 15	+ 11	- 15							
			+ 26	- 8	+ 26	- 15							
					- 4	+ 15							
Total wins / period	1 / 50%	1 / 50%	3 / 75%	1 / 25%	4 / 80%	1 / 20%							

#### PERIOD 2

	CAN		CHN		CAN		CHN		Total wins all zones				
	Def. zone	Att. zone	Neutral zone		Att. zone	Def. zone							
			+ 19	- 24	+ 19	- 15			<table border="1"> <thead> <tr> <th>CAN</th> <th>CHN</th> </tr> </thead> <tbody> <tr> <td>4 / 80%</td> <td>1 / 20%</td> </tr> </tbody> </table>	CAN	CHN	4 / 80%	1 / 20%
CAN	CHN												
4 / 80%	1 / 20%												
			- 26	+ 15	+ 19	- 8							
					+ 19	- 15							
Total wins / period			1 / 50%	1 / 50%	3 / 100%	0 / 0%							

#### PERIOD 3

	CAN		CHN		CAN		CHN		Total wins all zones				
	Def. zone	Att. zone	Neutral zone		Att. zone	Def. zone							
	+ 26	- 8	+ 26	- 8	+ 19	- 15			<table border="1"> <thead> <tr> <th>CAN</th> <th>CHN</th> </tr> </thead> <tbody> <tr> <td>6 / 55%</td> <td>5 / 45%</td> </tr> </tbody> </table>	CAN	CHN	6 / 55%	5 / 45%
CAN	CHN												
6 / 55%	5 / 45%												
	- 26	+ 8	- 19	+ 15									
	- 19	+ 15	- 11	+ 8									
	+ 19	- 8	+ 19	- 8									
	+ 19	- 8											
	- 19	+ 8											
Total wins / period	3 / 50%	3 / 50%	2 / 50%	2 / 50%	1 / 100%	0 / 0%							

#### TOTAL

	CAN		CHN		CAN		CHN		Total wins all zones				
	Def. zone	Att. zone	Neutral zone		Att. zone	Def. zone							
Total wins / game	4 / 50%	4 / 50%	6 / 60%	4 / 40%	8 / 89%	1 / 11%			<table border="1"> <thead> <tr> <th>CAN</th> <th>CHN</th> </tr> </thead> <tbody> <tr> <td>18 / 67%</td> <td>9 / 33%</td> </tr> </tbody> </table>	CAN	CHN	18 / 67%	9 / 33%
CAN	CHN												
18 / 67%	9 / 33%												



FRI 10 MAY 2024  
Start Time 17:30

Mixed

Play-offs, Game 15



HEAD TO HEAD

		CHN			Tot	wins CAN	Dz	Nz	Az
No.	8	15	24						
CAN	4		1 - 1		2	1 50%	1 100%		0 0%
	11	0 - 1	2 - 0		3	2 67%		0 0%	2 100%
	19	4 - 2	5 - 2	1 - 0	14	10 71%	2 50%	3 60%	5 100%
	23		0 - 1		1	0 0%	0 0%		
	26	3 - 1	2 - 1		7	5 71%	1 50%	3 75%	1 100%
	<b>Tot</b>	11	15	1	27	18 67%	4 50%	6 60%	8 89%
<b>wins CHN</b>	4 36%	5 33%	0 0%	9 33%					
<b>Dz</b>	0 0%	1 13%		1 11%					
<b>Nz</b>	2 40%	2 50%	0 0%	4 40%					
<b>Az</b>	2 40%	2 67%		4 50%					

**Legend:**  
**Az** Attacking zone    **Dz** Defending zone    **No.** Jersey number    **Nz** Neutral zone    **Tot.** Total face-offs played



FRI 10 MAY 2024

Start Time 13:30

Mixed

Play-offs, Game 16



## Game Roster

## USA - CZE

## Referee

WEBINGER Kevin (CAN)

## Linesmen

LEWIS Brendan (USA) , LUNDEN Andreas (SWE)

## Goalkeepers

Team: USA

No.	Name	Gen	GP	MIP	GA	SVS	SOG	SVS%	GAA
29	LAMARRE Griffin	M	3	75:00	0	4	4	100.00	0.00
32	LEE Jen	M	3	60:00	0	3	3	100.00	0.00

## Team Roster

Team: USA (Blue)

No.	Pos.	Name	Gen	GP	G	A	PTS	PIM	+/-
4	F	ROYBAL Brody	M	3	1	3	4	2	+5
8	D	WALLACE Jack	M	2	1	7	8	0	+15
9	F	DODSON Travis	M	3	2	2	4	0	+6
10	D	BOLTON Brett	M	2	0	1	1	0	+3
14	F	MUSSELMAN Benjamin	M	3	2	0	2	2	+5
16	F	FARMER Declan	M	3	10	7	17	0	+15
17	D	DOUGLAS Christopher	M	2	2	0	2	0	+6
18	F	NICHOLS Evan	M	3	1	5	6	2	+14
19	F	JONES Malik	M	3	4	5	9	0	+13
22	D	GROVE Noah	M	3	1	2	3	0	+6
24	F	MISIEWICZ Joshua	M	3	2	3	5	2	+6
27	D	PAULS Josh	M	3	1	8	9	0	+17
29	GK	LAMARRE Griffin	M	3	0	0	0	0	
32	GK	LEE Jen	M	3	0	0	0	0	
37	F	EUSTACE David	M	3	2	1	3	0	+6
88	F	McKEE Kevin	M	3	2	1	3	0	+6

Head Coach: HOFF David

Team: CZE

No.	Name	Gen	GP	MIP	GA	SVS	SOG	SVS%	GAA
1	KUDELA Martin	M	3	134:49	6	21	27	77.78	2.00
6	VAPENKA Michal	M	3	00:00	0	0	0	0.00	0.00

Team: CZE (White)

No.	Pos.	Name	Gen	GP	G	A	PTS	PIM	+/-
1	GK	KUDELA Martin	M	3	0	0	0	0	0
6	GK	VAPENKA Michal	M	3	0	0	0	0	0
11	D	WAGNER Karel	M	3	0	0	0	0	-1
12	F	ZIZLAVSKY Martin	M	3	1	2	3	2	+3
15	D	ZELINKA Radek	M	3	0	3	3	2	+3
18	F	NOVOTNY Miroslav	M	3	0	0	0	2	+1
19	F	OHAR Alex	M	3	1	0	1	0	0
27	D	VRUBEL David	M	0	0	0	0	0	0
29	D	KUBES Pavel	M	3	0	2	2	0	+1
33	F	HECKO Vaclav	M	3	2	2	4	2	+3
55	F	VESELY Filip	M	3	4	1	5	2	+5
67	D	DOLEZAL Pavel	M	3	1	2	3	0	+4
74	F	GEIER Michal	M	3	0	0	0	0	+2
77	F	PALAT David	M	3	0	0	0	0	0
80	F	KAPKO Lukas	M	0	0	0	0	0	0
82	F	HABL Zdenek	M	3	1	1	2	2	+2
92	F	SEDLACEK Patrik	M	3	0	0	0	0	-1

Head Coach: NOVOTNY Jakub

## Legend:

<b>+/-</b>	Plus/minus net	<b>A</b>	Assists	<b>D</b>	Defence	<b>F</b>	Forward
<b>G</b>	Goals	<b>GA</b>	Goals against	<b>GAA</b>	Goals against as average per 45 minutes	<b>Gen</b>	Gender
<b>GK</b>	Goalkeeper	<b>GP</b>	Games played	<b>M</b>	Male	<b>MIP</b>	Minutes and seconds played
<b>No.</b>	Jersey number	<b>PIM</b>	Penalties in minutes	<b>Pos.</b>	Position	<b>PTS</b>	Points
<b>SOG</b>	Shots on goal	<b>SVS</b>	Saves	<b>SVS%</b>	Saves in percentage		



FRI 10 MAY 2024

Start Time 13:30

Mixed

Semifinals, Game 16



## Line-ups

## USA - CZE

## Referee

WEBINGER Kevin (CAN)

## Linesmen

LEWIS Brendan (USA) , LUNDEN Andreas (SWE)

## Goalkeepers

Team: USA

No.	Name	Gen
29	LAMARRE Griffin	M
32	LEE Jen	M

## Team Line-ups

Team: USA (Blue)

No.	Pos.	Name	Gen
10	D	BOLTON Brett	M
22	D	GROVE Noah	M
9	F	DODSON Travis +A	M
37	F	EUSTACE David	M
88	F	McKEE Kevin	M
17	D	DOUGLAS Christopher	M
27	D	PAULS Josh +C	M
4	F	ROYBAL Brody	M
14	F	MUSSELMAN Benjamin	M
24	F	MISIEWICZ Joshua	M
16	F	FARMER Declan +A	M
18	F	NICHOLS Evan	M
19	F	JONES Malik	M

Head Coach: HOFF David

## NOT DRESSED:

8 D WALLACE Jack M

Team: CZE

No.	Name	Gen
1	KUDELA Martin	M
6	VAPENKA Michal	M

Team: CZE (White)

No.	Pos.	Name	Gen
29	D	KUBES Pavel	M
12	F	ZIZLAVSKY Martin	M
33	F	HECKO Vaclav +A	M
55	F	VESELY Filip	M
82	F	HABL Zdenek	M
15	D	ZELINKA Radek +C	M
67	D	DOLEZAL Pavel	M
74	F	GEIER Michal	M
77	F	PALAT David	M
92	F	SEDLACEK Patrik	M
11	D	WAGNER Karel	M
18	F	NOVOTNY Miroslav +A	M
19	F	OHAR Alex	M

Head Coach: NOVOTNY Jakub

## NOT DRESSED:

27 D VRUBEL David M  
80 F KAPKO Lukas M

## Legend:

<b>+A</b>	Assistant Captain	<b>+C</b>	Captain	<b>D</b>	Defence	<b>F</b>	Forward
<b>Gen</b>	Gender	<b>M</b>	Male	<b>No.</b>	Jersey number	<b>Pos.</b>	Position



**FRI 10 MAY 2024**  
Start Time 13:30

**Mixed**  
**Semifinals, Game 16**



## Graphical Line-ups

### USA - CZE

**Referee**

WEBINGER Kevin (CAN)

**Linesmen**

LEWIS Brendan (USA) , LUNDEN Andreas (SWE)

**Team:** USA - United States (Blue)

**Head Coach:** HOFF David

S1 29 LAMARRE Griffin		
32 LEE Jen		
S3 22 GROVE Noah	S2 10 BOLTON Brett	
S4 9 DODSON Travis +A	S6 88 McKEE Kevin	S5 37 EUSTACE David
17 DOUGLAS Christopher		27 PAULS Josh +C
4 ROYBAL Brody	24 MISIEWICZ Joshua	14 MUSSELMAN Benjamin
16 FARMER Declan +A	19 JONES Malik	18 NICHOLS Evan

**Team:** CZE - Czechia (White)

**Head Coach:** NOVOTNY Jakub

S1 1 KUDELA Martin		
6 VAPENKA Michal		
S3 82 HABL Zdenek	S2 29 KUBES Pavel	
S6 55 VESELY Filip	S4 12 ZIZLAVSKY Martin	S5 33 HECKO Vaclav +A
15 ZELINKA Radek +C		67 DOLEZAL Pavel
74 GEIER Michal	92 SEDLACEK Patrik	77 PALAT David
18 NOVOTNY Miroslav +A	19 OHAR Alex	11 WAGNER Karel

**Legend:**
**+A** Assistant Captain

**+C** Captain

**Sn** Starting position





FRI 10 MAY 2024

Start Time 13:30

End Time 15:27

Mixed

Play-offs, Game 16



## Game Summary

USA - CZE 3 - 1 (1 - 0 , 0 - 0 , 2 - 1)

Spectators	Referee	Linesmen
160	WEBINGER Kevin (CAN)	LEWIS Brendan (USA) , LUNDEN Andreas (SWE)

## Team Statistics

Period	Score	SVS	SOG	PIM	TPP	PPG	SHG
1	1 : 0	1 : 6	7 : 1	4 : 2	00:08 : 02:52	1 : 0	0 : 0
2	0 : 0	2 : 6	6 : 2	2 : 2	02:00 : 02:00	0 : 0	0 : 0
3	2 : 1	3 : 7	9 : 4	0 : 2	02:00 : 00:00	0 : 0	0 : 0
<b>Total</b>	<b>3 : 1</b>	<b>6 : 19</b>	<b>22 : 7</b>	<b>6 : 6</b>	<b>04:08 : 04:52</b>	<b>1 : 0</b>	<b>0 : 0</b>

## 1st Period

Action	Time	ET/Res	Team	Type	No.	Name	(G) Name of Assistant(s) / Action Description
GK	00:00		USA		29	LAMARRE G	- Goalkeeper in
GK	00:00		CZE		1	KUDELA M	- Goalkeeper in
Penalty	01:45	03:45	USA	2 min.	14	MUSSELMAN B	- Holding an opponent
Penalty	06:48	08:48	USA	2 min.	19	JONES M	- Elbowing
Penalty	07:40	08:56	CZE	2 min.	15	ZELINKA R	- Teeing
<b>Goal</b>	<b>08:56</b>	<b>1 : 0</b>	<b>USA</b>	<b>PP1</b>	<b>17</b>	<b>DOUGLAS C</b>	(3) 16 FARMER D On Ice USA 29 4 16 17 19 22 * CZE 1 12 19 33 55

## 2nd Period

Action	Time	ET/Res	Team	Type	No.	Name	(G) Name of Assistant(s) / Action Description
Penalty	17:01	19:01	CZE	2 min.	15	ZELINKA R	- Hooking
Penalty	21:07	23:07	USA	2 min.	18	NICHOLS E	- Interference

## 3rd Period

Action	Time	ET/Res	Team	Type	No.	Name	(G) Name of Assistant(s) / Action Description
<b>Goal</b>	<b>35:11</b>	<b>1 : 1</b>	<b>CZE</b>	<b>EQ</b>	<b>12</b>	<b>ZIZLAVSKY M</b>	(2) 33 HECKO V On Ice USA 29 4 16 17 18 27 55 VESELY F CZE 1 12 19 33 55 74
<b>Goal</b>	<b>37:59</b>	<b>2 : 1</b>	<b>USA</b>	<b>EQ</b>	<b>19</b>	<b>JONES M</b>	(5) 16 FARMER D On Ice USA 29 16 17 19 27 37 27 PAULS J CZE 1 12 15 19 33 55
Penalty	39:52	41:52	CZE	2 min.	33	HECKO V	- Holding an opponent
Time-out	42:18		CZE				
GK	44:18		CZE				1 KUDELA M - Goalkeeper out
<b>Goal</b>	<b>44:40</b>	<b>3 : 1</b>	<b>USA</b>	<b>EQ</b>	<b>17</b>	<b>DOUGLAS C</b>	(4) 4 ROYBAL B On Ice USA 29 4 16 17 19 22 CZE 12 15 18 29 33 55
GK	44:40		CZE		1	KUDELA M	- Goalkeeper in
GK	45:00		USA				29 LAMARRE G - Goalkeeper out
GK	45:00		CZE				1 KUDELA M - Goalkeeper out

## Goalkeeper Records

Team : USA - United States

No.	Name	SOG	SVS	MIP
29	LAMARRE Griffin	7	6	45:00
32	LEE Jen			

Team : CZE - Czechia

No.	Name	SOG	SVS	MIP
1	KUDELA Martin	21	19	44:38
6	VAPENKA Michal			

## Game Statistics

Team : USA (Blue)

Head Coach : HOFF David

No.	Pos.	Name	Gen	G	A	PTS	PIM	Shots on Goal				+/-
								1	2	3	TS	
9	F	DODSON Travis +A	M	0	0	0	0	0	0	0	0	0
10	D	BOLTON Brett	M	0	0	0	0	0	0	0	0	0
22	D	GROVE Noah	M	0	0	0	0	1	0	2	3	+1
37	F	EUSTACE David	M	0	0	0	0	1	0	0	1	+1
88	F	McKEE Kevin	M	0	0	0	0	1	0	0	1	0
4	F	ROYBAL Brody	M	0	1	1	0	0	2	1	3	0
14	F	MUSSELMAN Benjamin	M	0	0	0	2	0	0	0	0	0



FRI 10 MAY 2024

Start Time 13:30

End Time 15:27

Mixed

Play-offs, Game 16



Head Coach :							Shots on Goal					
No.	Pos.	Name	Gen	G	A	PTS	PIM	1	2	3	TS	+/-
17	D	DOUGLAS Christopher (BP)	M	2	0	2	0	1	3	1	5	+1
24	F	MISIEWICZ Joshua	M	0	0	0	0	0	0	0	0	0
27	D	PAULS Josh +C	M	0	1	1	0	0	0	1	1	0
16	F	FARMER Declan +A	M	0	2	2	0	1	1	3	5	+1
18	F	NICHOLS Evan	M	0	0	0	2	1	0	0	1	-1
19	F	JONES Malik	M	1	0	1	2	1	0	1	2	+2
29	GK	LAMARRE Griffin	M	0	0	0	0	0	0	0	0	
32	GK	LEE Jen	M	0	0	0	0	0	0	0	0	
<b>Total</b>				<b>3</b>	<b>4</b>	<b>7</b>	<b>6</b>	<b>7</b>	<b>6</b>	<b>9</b>	<b>22</b>	

Team : CZE (White)

Head Coach :							Shots on Goal					
No.	Pos.	Name	Gen	G	A	PTS	PIM	1	2	3	TS	+/-
12	F	ZIZLAVSKY Martin (BP)	M	1	0	1	0	0	0	2	2	-1
29	D	KUBES Pavel	M	0	0	0	0	0	0	0	0	-1
33	F	HECKO Vaclav +A	M	0	1	1	2	0	1	0	1	-1
55	F	VESELY Filip	M	0	1	1	0	1	0	1	2	-1
82	F	HABL Zdenek	M	0	0	0	0	0	0	0	0	0
15	D	ZELINKA Radek +C	M	0	0	0	4	0	1	1	2	-2
67	D	DOLEZAL Pavel	M	0	0	0	0	0	0	0	0	0
74	F	GEIER Michal	M	0	0	0	0	0	0	0	0	+1
77	F	PALAT David	M	0	0	0	0	0	0	0	0	0
92	F	SEDLACEK Patrik	M	0	0	0	0	0	0	0	0	0
11	D	WAGNER Karel	M	0	0	0	0	0	0	0	0	0
18	F	NOVOTNY Miroslav +A	M	0	0	0	0	0	0	0	0	-1
19	F	OHAR Alex	M	0	0	0	0	0	0	0	0	0
1	GK	KUDELA Martin	M	0	0	0	0	0	0	0	0	
6	GK	VAPENKA Michal	M	0	0	0	0	0	0	0	0	
<b>Total</b>				<b>1</b>	<b>2</b>	<b>3</b>	<b>6</b>	<b>1</b>	<b>2</b>	<b>4</b>	<b>7</b>	

## Legend:

<b>(G)</b> Goals in tournament	*	does not count for Plus/minus	<b>+/-</b>	Plus/minus net	<b>+A</b>	Assistant Captain
<b>+C</b> Captain	<b>A</b>	Assists	<b>D</b>	Defence	<b>ENG</b>	Empty net goal
<b>EQ</b> Equal strength	<b>ET/Res</b>	Penalty end time/Result of game	<b>F</b>	Forward	<b>G</b>	Goals
<b>Gen</b> Gender	<b>GK</b>	Goalkeeper	<b>M</b>	Male	<b>MIP</b>	Minutes in play (GK)
<b>No.</b> Jersey number	<b>PIM</b>	Penalties in minutes	<b>Pos.</b>	Position	<b>PP1</b>	Power play - 1 player
<b>PPG</b> Power play goals	<b>PTS</b>	Points	<b>SHG</b>	Shorthanded goals	<b>SOG</b>	Shots on goal
<b>SVS</b> Saves	<b>TPP</b>	Time on power play	<b>TS</b>	Total shots		



FRI 10 MAY 2024  
Start Time 13:30

Mixed

Play-offs, Game 16



### Shot Chart USA - CZE




Period: 1



Shots by USA

Goals (o): 1      SSG (+): 6  
SSP (<): 1      SPG (-): 2



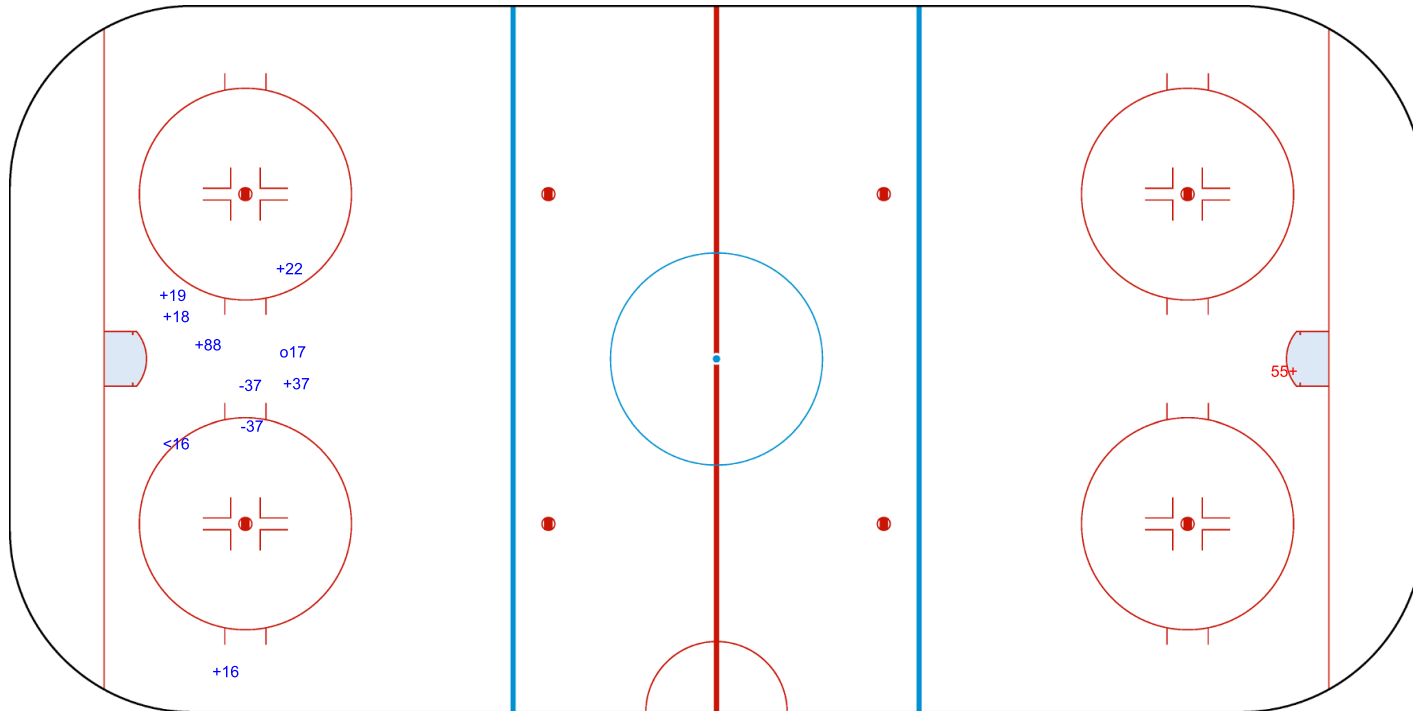
GK 1 of CZE

Shots by CZE

Goals (o): 0      SSG (+): 1  
SSP (>): 0      SPG (-): 0



GK 29 of USA





FRI 10 MAY 2024  
Start Time 13:30

Mixed

Play-offs, Game 16



Shots by CZE

Goals (o): 0    SSG (+): 2

SSP (<): 0    SPG (-): 2



GK 29 of USA



Period: 2



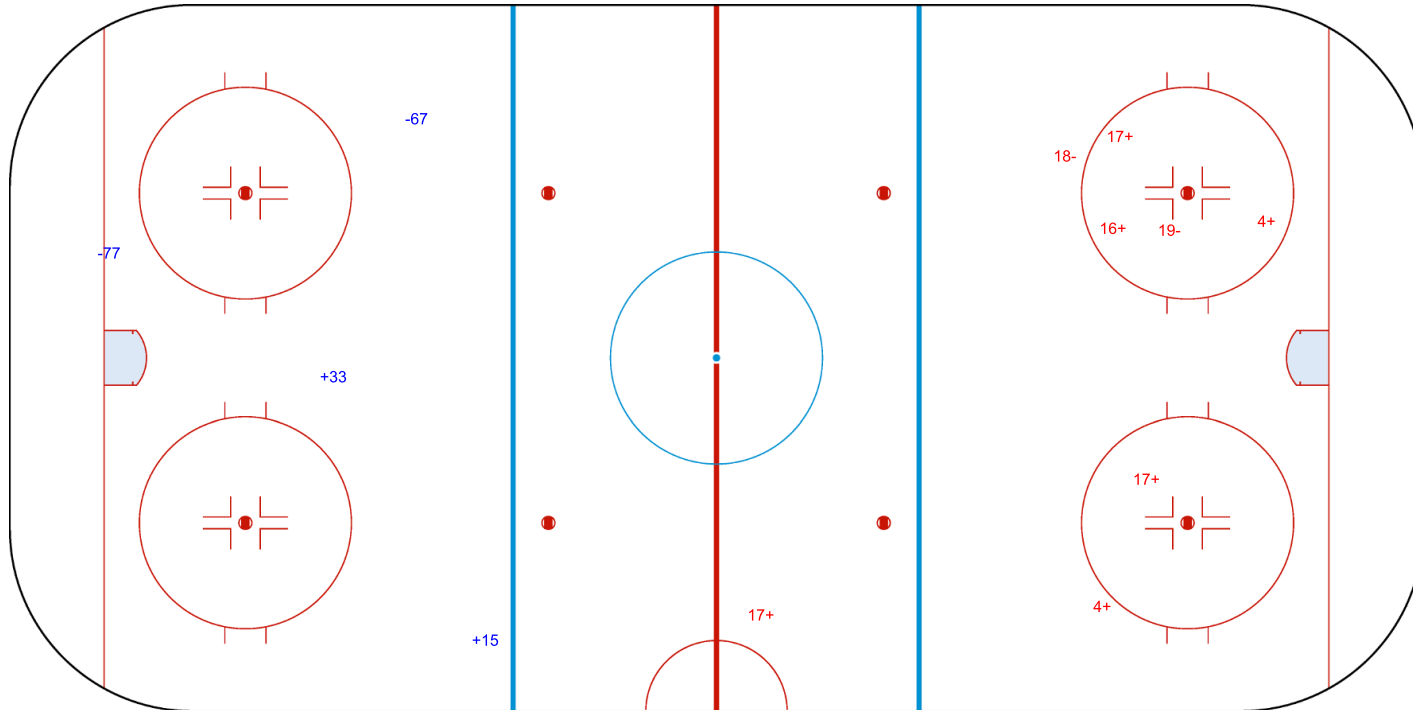
Shots by USA

Goals (o): 0    SSG (+): 6

SSP (>): 0    SPG (-): 2



GK 1 of CZE





**FRI 10 MAY 2024**  
Start Time 13:30

Mixed

Play-offs, Game 16



Shots by USA

Goals (o): 2    SSG (+): 7  
SSP (<): 1    SPG (-): 4




Period: 3




Shots by CZE


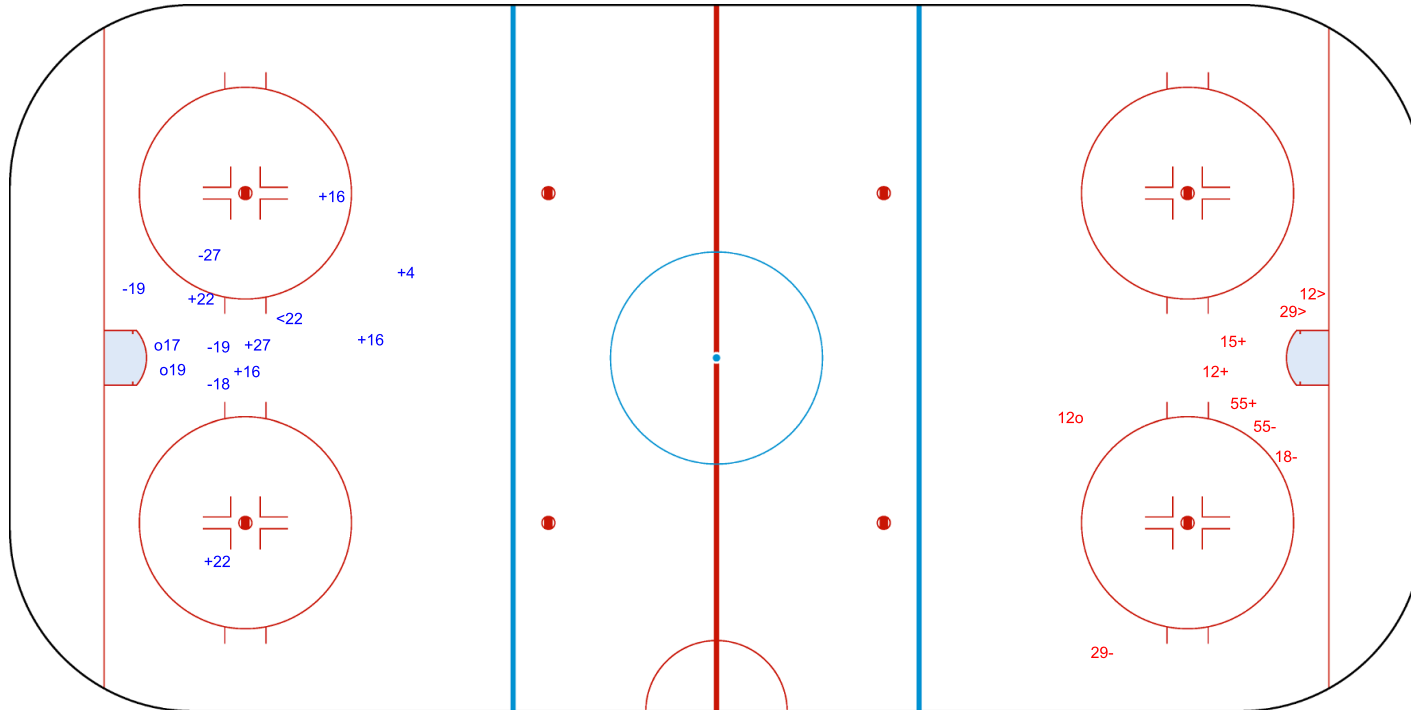
Goals (o): 1    SSG (+): 3  
SSP (>): 2    SPG (-): 3



GK 1 of CZE



ENG



GK 29 of USA

Legend:							
<b>ENG</b>	Empty net goal	<b>GK</b>	Goalkeeper	<b>SPG</b>	Shots past goal	<b>SSG</b>	Shots saved by goalkeeper
						<b>SSP</b>	Shots saved by player



Face-off Chart

USA - CZE

PERIOD 1

	USA		CZE		USA		CZE		Total wins all zones	
	Def. zone	Att. zone	Neutral zone	Neutral zone	Att. zone	Def. zone	Att. zone	Def. zone	USA	CZE
	+ 16	- 92	- 88	+ 55	+ 14	- 12				
	- 37	+ 92	+ 16	- 12	- 37	+ 33				
	+ 16	- 12	+ 16	- 12	- 37	+ 92				
					+ 88	- 92				
					+ 14	- 92				
					+ 88	- 12				
Total wins / period	2 / 67%	1 / 33%	2 / 67%	1 / 33%	4 / 67%	2 / 33%	8 / 67%	4 / 33%		

PERIOD 2

	USA		CZE		USA		CZE		Total wins all zones	
	Def. zone	Att. zone	Neutral zone	Neutral zone	Att. zone	Def. zone	Att. zone	Def. zone	USA	CZE
	- 88	+ 12	- 88	+ 12	+ 16	- 92				
	+ 16	- 12	+ 14	- 12	+ 16	- 33				
	+ 37	- 92			+ 88	- 82				
	- 88	+ 12			+ 16	- 92				
					- 16	+ 92				
					+ 14	- 92				
Total wins / period	2 / 50%	2 / 50%	1 / 50%	1 / 50%	5 / 83%	1 / 17%	8 / 67%	4 / 33%		

PERIOD 3

	USA		CZE		USA		CZE		Total wins all zones	
	Def. zone	Att. zone	Neutral zone	Neutral zone	Att. zone	Def. zone	Att. zone	Def. zone	USA	CZE
	- 37	+ 92	+ 16	- 12	+ 16	- 12				
	+ 37	- 12	- 16	+ 92	+ 16	- 92				
	+ 16	- 92	- 37	+ 12	- 16	+ 55				
	+ 16	- 92	+ 37	- 92						
	+ 16	- 92	+ 16	- 12						
Total wins / period	4 / 80%	1 / 20%	3 / 60%	2 / 40%	2 / 67%	1 / 33%	9 / 69%	4 / 31%		

TOTAL

	USA		CZE		USA		CZE		Total wins all zones	
	Def. zone	Att. zone	Neutral zone	Neutral zone	Att. zone	Def. zone	Att. zone	Def. zone	USA	CZE
Total wins / game	8 / 67%	4 / 33%	6 / 60%	4 / 40%	11 / 73%	4 / 27%	25 / 68%	12 / 32%		



HEAD TO HEAD

		CZE									
	No.	12	33	55	82	92	Tot	wins USA	Dz	Nz	Az
USA	14	2 - 0				2 - 0	4	4 100%		1 100%	3 100%
	16	7 - 0	1 - 0	0 - 1		7 - 2	18	15 83%	6 100%	4 80%	5 71%
	37	1 - 1	0 - 1			2 - 3	8	3 38%	2 50%	1 50%	0 0%
	88	1 - 3		0 - 1	1 - 0	1 - 0	7	3 43%	0 0%	0 0%	3 100%
	<b>Tot</b>	15	2	2	1	17	37	25 68%	8 67%	6 60%	11 73%
<b>wins CZE</b>	4 27%	1 50%	2 100%	0 0%	5 29%	12 32%					
<b>Dz</b>	0 0%	1 50%	1 100%	0 0%	2 25%	4 27%					
<b>Nz</b>	2 29%		1 100%		1 50%	4 40%					
<b>Az</b>	2 40%				2 29%	4 33%					

<b>Legend:</b>									
<b>Az</b>	Attacking zone	<b>Dz</b>	Defending zone	<b>No.</b>	Jersey number	<b>Nz</b>	Neutral zone	<b>Tot.</b>	Total face-offs played



SUN 12 MAY 2024

Start Time 13:30

Mixed

Bronze Medal Game - Game 19



## Game Roster

## CHN - CZE

## Referee

ESPOSITO Bobby (USA)

## Linesmen

DAUPHINEE Dylan (CAN) , RUNDSTROM Tony (SWE)

## Goalkeepers

Team: CHN

No.	Name	Gen	GP	MIP	GA	SVS	SOG	SVS%	GAA
1	WANG Wei	M	4	89:07	12	35	47	74.47	6.06
20	JI Yan Zhao	M	4	89:45	0	13	13	100.00	0.00

## Team Roster

Team: CHN (Red)

No.	Pos.	Name	Gen	GP	G	A	PTS	PIM	+/-
1	GK	WANG Wei	M	4	0	0	0	0	
3	D	LYU Zhi	M	3	0	2	2	2	0
7	D	XU Jin Qiang	M	3	1	3	4	2	+5
8	F	WANG Zhi Dong	M	4	2	1	3	4	+3
10	D	LI Zhen Yang	M	2	0	1	1	0	-2
12	F	CHE Hang	M	4	0	0	0	0	+2
15	F	SONG Xiao Dong	M	4	4	0	4	2	+4
17	F	SHEN Yi Feng	M	4	3	2	5	4	+6
18	F	WANG Ju Jiang	M	3	0	2	2	0	+3
19	D	ZHANG Zheng	M	4	0	5	5	0	+8
20	GK	JI Yan Zhao	M	4	0	0	0	0	
22	D	HU Guang Jian	M	3	1	1	2	33	+2
23	D	CUI Yu Tao	M	3	0	0	0	2	+6
24	F	ZHU Zhan Fu	M	4	3	2	5	2	+4
28	F	TIAN Jin Tao	M	3	3	3	6	4	0
30	F	QIU Dian Peng	M	4	1	1	2	0	+3
32	F	LI Hong Guan	M	4	3	4	7	0	+5

Head Coach: JIN Xian Xiu

Team: CZE

No.	Name	Gen	GP	MIP	GA	SVS	SOG	SVS%	GAA
1	KUDELA Martin	M	4	179:27	8	40	48	83.33	2.01
6	VAPENKA Michal	M	4	00:00	0	0	0	0.00	0.00

Team: CZE (White)

No.	Pos.	Name	Gen	GP	G	A	PTS	PIM	+/-
1	GK	KUDELA Martin	M	4	0	0	0	0	0
6	GK	VAPENKA Michal	M	4	0	0	0	0	0
11	D	WAGNER Karel	M	4	0	0	0	0	-1
12	F	ZIZLAVSKY Martin	M	4	2	2	4	2	+2
15	D	ZELINKA Radek	M	4	0	3	3	6	+1
18	F	NOVOTNY Miroslav	M	4	0	0	0	2	0
19	F	OHAR Alex	M	4	1	0	1	0	0
27	D	VRUBEL David	M	0	0	0	0	0	0
29	D	KUBES Pavel	M	4	0	2	2	0	0
33	F	HECKO Vaclav	M	4	2	3	5	4	+2
55	F	VESELY Filip	M	4	4	2	6	2	+4
67	D	DOLEZAL Pavel	M	4	1	2	3	0	+4
74	F	GEIER Michal	M	4	0	0	0	0	+3
77	F	PALAT David	M	4	0	0	0	0	0
80	F	KAPKO Lukas	M	0	0	0	0	0	0
82	F	HABL Zdenek	M	4	1	1	2	2	+2
92	F	SEDLACEK Patrik	M	4	0	0	0	0	-1

Head Coach: NOVOTNY Jakub

## Legend:

<b>+/-</b>	Plus/minus net	<b>A</b>	Assists	<b>D</b>	Defence	<b>F</b>	Forward
<b>G</b>	Goals	<b>GA</b>	Goals against	<b>GAA</b>	Goals against as average per 45 minutes	<b>Gen</b>	Gender
<b>GK</b>	Goalkeeper	<b>GP</b>	Games played	<b>M</b>	Male	<b>MIP</b>	Minutes and seconds played
<b>No.</b>	Jersey number	<b>PIM</b>	Penalties in minutes	<b>Pos.</b>	Position	<b>PTS</b>	Points
<b>SOG</b>	Shots on goal	<b>SVS</b>	Saves	<b>SVS%</b>	Saves in percentage		





**SUN 12 MAY 2024**  
Start Time 13:30

**Mixed**  
**Bronze Medal Game - Game 19**



## Line-ups

### CHN - CZE

#### Referee

ESPOSITO Bobby (USA)

#### Linesmen

DAUPHINEE Dylan (CAN) , RUNDSTROM Tony (SWE)

#### Goalkeepers

Team: CHN

No.	Name	Gen
20	JI Yan Zhao	M
1	WANG Wei	M

Team: CZE

No.	Name	Gen
1	KUDELA Martin	M
6	VAPENKA Michal	M

#### Team Line-ups

Team: CHN (Red)

No.	Pos.	Name	Gen
7	D	XU Jin Qiang +A	M
23	D	CUI Yu Tao +C	M
8	F	WANG Zhi Dong	M
17	F	SHEN Yi Feng	M
24	F	ZHU Zhan Fu	M
19	D	ZHANG Zheng	M
22	D	HU Guang Jian	M
12	F	CHE Hang	M
28	F	TIAN Jin Tao	M
30	F	QIU Dian Peng	M
3	D	LYU Zhi	M
15	F	SONG Xiao Dong	M
18	F	WANG Ju Jiang	M

Head Coach: JIN Xian Xiu

#### NOT DRESSED:

10	D	LI Zhen Yang	M
32	F	LI Hong Guan	M

Team: CZE (White)

No.	Pos.	Name	Gen
15	D	ZELINKA Radek +C	M
67	D	DOLEZAL Pavel	M
12	F	ZIZLAVSKY Martin	M
33	F	HECKO Vaclav +A	M
55	F	VESELY Filip	M
29	D	KUBES Pavel	M
19	F	OHAR Alex	M
74	F	GEIER Michal	M
82	F	HABL Zdenek	M
92	F	SEDLACEK Patrik	M
27	D	VRUBEL David	M
18	F	NOVOTNY Miroslav +A	M
80	F	KAPKO Lukas	M

Head Coach: NOVOTNY Jakub

#### NOT DRESSED:

11	D	WAGNER Karel	M
77	F	PALAT David	M

#### Legend:

<b>+A</b>	Assistant Captain	<b>+C</b>	Captain	<b>D</b>	Defence	<b>F</b>	Forward
<b>Gen</b>	Gender	<b>M</b>	Male	<b>No.</b>	Jersey number	<b>Pos.</b>	Position



**SUN 12 MAY 2024**  
Start Time 13:30

**Mixed**  
**Bronze Medal Game - Game 19**



## Graphical Line-ups

### CHN - CZE

**Referee**

ESPOSITO Bobby (USA)

**Linesmen**

DAUPHINEE Dylan (CAN) , RUNDSTROM Tony (SWE)

**Team:** CHN - China (Red)

**Head Coach:** JIN Xian Xiu

S1 20 JI Yan Zhao		
1 WANG Wei		
S2 7 XU Jin Qiang +A	S3 23 CUI Yu Tao +C	
S6 24 ZHU Zhan Fu	S4 8 WANG Zhi Dong	S5 17 SHEN Yi Feng
22 HU Guang Jian		19 ZHANG Zheng
28 TIAN Jin Tao	30 QIU Dian Peng	12 CHE Hang
3 LYU Zhi		
15 SONG Xiao Dong	18 WANG Ju Jiang	

**Team:** CZE - Czechia (White)

**Head Coach:** NOVOTNY Jakub

S1 1 KUDELA Martin		
6 VAPENKA Michal		
S2 15 ZELINKA Radek +C	S3 67 DOLEZAL Pavel	
S6 55 VESELY Filip	S4 12 ZIZLAVSKY Martin	S5 33 HECKO Vaclav +A
82 HABL Zdenek		29 KUBES Pavel
74 GEIER Michal	92 SEDLACEK Patrik	19 OHAR Alex
27 VRUBEL David		
18 NOVOTNY Miroslav +A		80 KAPKO Lukas

**Legend:**
**+A** Assistant Captain

**+C** Captain

**Sn** Starting position



SUN 12 MAY 2024

Start Time 13:30  
End Time 15:25

Mixed

Play-offs - Game 19



## Game Summary

CHN - CZE 2 - 3 (1 - 2 , 1 - 1 , 0 - 0)

Spectators	Referee	Linesmen
240	ESPOSITO Bobby (USA)	DAUPHINEE Dylan (CAN) , RUNDSTROM Tony (SWE)

## Team Statistics

Period	Score	SVS	SOG	PIM	TPP	PPG	SHG
1	1 : 2	3 : 6	7 : 5	2 : 0	00:00 : 01:49	0 : 1	0 : 0
2	1 : 1	2 : 2	3 : 3	4 : 4	02:00 : 02:00	0 : 0	0 : 0
3	0 : 0	2 : 4	4 : 2	2 : 0	00:00 : 02:00	0 : 0	0 : 0
<b>Total</b>	<b>2 : 3</b>	<b>7 : 12</b>	<b>14 : 10</b>	<b>8 : 4</b>	<b>02:00 : 05:49</b>	<b>0 : 1</b>	<b>0 : 0</b>

## 1st Period

Action	Time	ET/Res	Team	Type	No.	Name	(G) Name of Assistant(s) / Action Description
GK	00:00		CZE		1	KUDELA M	- Goalkeeper in
GK	00:00		CHN		20	JI YZ	- Goalkeeper in
<b>Goal</b>	<b>09:31</b>	<b>1 : 0</b>	<b>CHN</b>	<b>EQ</b>	<b>8</b>	<b>WANG ZD</b>	(3) 17 SHEN YF On Ice CHN 20 7 8 17 23 24 CZE 1 12 29 33 74 92
Penalty	11:18	13:07	CHN	2 min.	19	ZHANG Z	- Elbowing
<b>Goal</b>	<b>13:07</b>	<b>1 : 1</b>	<b>CZE</b>	<b>PP1</b>	<b>33</b>	<b>HECKO V</b>	(3) On Ice CHN 20 15 17 18 28 CZE 1 12 15 33 55 67 *
<b>Goal</b>	<b>13:24</b>	<b>1 : 2</b>	<b>CZE</b>	<b>EQ</b>	<b>19</b>	<b>OHAR A</b>	(2) 29 KUBES P On Ice CHN 20 15 18 19 22 28 CZE 1 19 29 74 82 92

## 2nd Period

Action	Time	ET/Res	Team	Type	No.	Name	(G) Name of Assistant(s) / Action Description
<b>Goal</b>	<b>17:34</b>	<b>1 : 3</b>	<b>CZE</b>	<b>EQ</b>	<b>29</b>	<b>KUBES P</b>	(1) 74 GEIER M On Ice CHN 20 8 17 22 23 28 CZE 1 15 19 29 74 92
<b>Goal</b>	<b>18:07</b>	<b>2 : 3</b>	<b>CHN</b>	<b>EQ</b>	<b>24</b>	<b>ZHU ZF</b>	(4) 17 SHEN YF On Ice CHN 20 7 8 17 23 24 CZE 1 19 29 74 82 92
Penalty	18:44	20:44	CHN	2 min.	23	CUI YT	- Interference
Penalty	18:44	20:44	CZE	2 min.	55	VESELY F	- Roughing
Penalty	19:41	21:41	CZE	2 min.	82	HABL Z	- Roughing
Penalty	26:42	28:42	CHN	2 min.	23	CUI YT	- Teeing

## 3rd Period

Action	Time	ET/Res	Team	Type	No.	Name	(G) Name of Assistant(s) / Action Description
Penalty	31:48	33:48	CHN	2 min.	-	Team penalty	- Too Many Players / Served by: 24 ZHU ZF
Time-out	43:55		CZE				
GK	43:55		CHN				20 JI YZ - Goalkeeper out
GK	45:00		CZE				1 KUDELA M - Goalkeeper out

## Goalkeeper Records

Team : CHN - China

No.	Name	SOG	SVS	MIP
20	JI Yan Zhao	10	7	43:55
1	WANG Wei			

Team : CZE - Czechia

No.	Name	SOG	SVS	MIP
1	KUDELA Martin	14	12	45:00
6	VAPENKA Michal			

## Game Statistics

Team : CHN (Red)

Head Coach : JIN Xian Xiu

No.	Pos.	Name	Gen	G	A	PTS	PIM	Shots on Goal				+/-
								1	2	3	TS	
7	D	XU Jin Qiang +A	M	0	0	0	0	0	0	0	0	+2
8	F	WANG Zhi Dong	M	1	0	1	0	3	0	1	4	+1
17	F	SHEN Yi Feng (BP)	M	0	2	2	0	3	1	1	5	+1
23	D	CUI Yu Tao +C	M	0	0	0	4	0	1	0	1	+1
24	F	ZHU Zhan Fu	M	1	0	1	0	0	1	0	1	+2
12	F	CHE Hang	M	0	0	0	0	0	0	0	0	0
19	D	ZHANG Zheng	M	0	0	0	2	0	0	0	0	-1



SUN 12 MAY 2024

Start Time 13:30

End Time 15:25

Mixed

Play-offs - Game 19



Head Coach : JIN Xian Xiu

No.	Pos.	Name	Gen	G	A	PTS	PIM	Shots on Goal				+/-
								1	2	3	TS	
22	D	HU Guang Jian	M	0	0	0	0	0	0	0	0	-2
28	F	TIAN Jin Tao	M	0	0	0	0	1	0	2	3	-2
30	F	QIU Dian Peng	M	0	0	0	0	0	0	0	0	0
3	D	LYU Zhi	M	0	0	0	0	0	0	0	0	0
15	F	SONG Xiao Dong	M	0	0	0	0	0	0	0	0	-1
18	F	WANG Ju Jiang	M	0	0	0	0	0	0	0	0	-1
1	GK	WANG Wei	M	0	0	0	0	0	0	0	0	
20	GK	JI Yan Zhao	M	0	0	0	0	0	0	0	0	
<b>Total</b>				<b>2</b>	<b>2</b>	<b>4</b>	<b>6</b>	<b>7</b>	<b>3</b>	<b>4</b>	<b>14</b>	

Team : CZE (White)

Head Coach : NOVOTNY Jakub

No.	Pos.	Name	Gen	G	A	PTS	PIM	Shots on Goal				+/-
								1	2	3	TS	
12	F	ZIZLAVSKY Martin	M	0	0	0	0	1	0	0	1	-1
15	D	ZELINKA Radek +C	M	0	0	0	0	0	0	1	1	+1
33	F	HECKO Vaclav +A	M	1	0	1	0	1	0	0	1	-1
55	F	VESELY Filip	M	0	0	0	2	2	1	0	3	0
67	D	DOLEZAL Pavel	M	0	0	0	0	0	0	0	0	0
19	F	OHAR Alex	M	1	0	1	0	1	0	0	1	+1
29	D	KUBES Pavel	M	1	1	2	0	0	1	0	1	0
74	F	GEIER Michal	M	0	1	1	0	0	0	0	0	0
82	F	HABL Zdenek	M	0	0	0	2	0	1	1	2	0
92	F	SEDLACEK Patrik	M	0	0	0	0	0	0	0	0	0
18	F	NOVOTNY Miroslav +A	M	0	0	0	0	0	0	0	0	0
27	D	VRUBEL David	M	0	0	0	0	0	0	0	0	0
80	F	KAPKO Lukas	M	0	0	0	0	0	0	0	0	0
1	GK	KUDELA Martin (BP)	M	0	0	0	0	0	0	0	0	
6	GK	VAPENKA Michal	M	0	0	0	0	0	0	0	0	
<b>Total</b>				<b>3</b>	<b>2</b>	<b>5</b>	<b>4</b>	<b>5</b>	<b>3</b>	<b>2</b>	<b>10</b>	

## Legend:

<b>(G)</b>	Goals in tournament	*	does not count for Plus/minus	<b>+/-</b>	Plus/minus net	<b>+A</b>	Assistant Captain
<b>+C</b>	Captain	<b>A</b>	Assists	<b>D</b>	Defence	<b>EQ</b>	Equal strength
<b>ET/Res</b>	Penalty end time/Result of game	<b>F</b>	Forward	<b>G</b>	Goals	<b>Gen</b>	Gender
<b>GK</b>	Goalkeeper	<b>M</b>	Male	<b>MIP</b>	Minutes in play (GK)	<b>No.</b>	Jersey number
<b>PIM</b>	Penalties in minutes	<b>Pos.</b>	Position	<b>PP1</b>	Power play - 1 player	<b>PPG</b>	Power play goals
<b>PTS</b>	Points	<b>SHG</b>	Shorthanded goals	<b>SOG</b>	Shots on goal	<b>SVS</b>	Saves
<b>TTP</b>	Time on power play	<b>TS</b>	Total shots				



SUN 12 MAY 2024  
Start Time 13:30

Mixed

Play-offs - Game 19

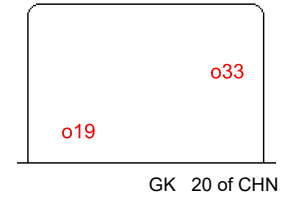
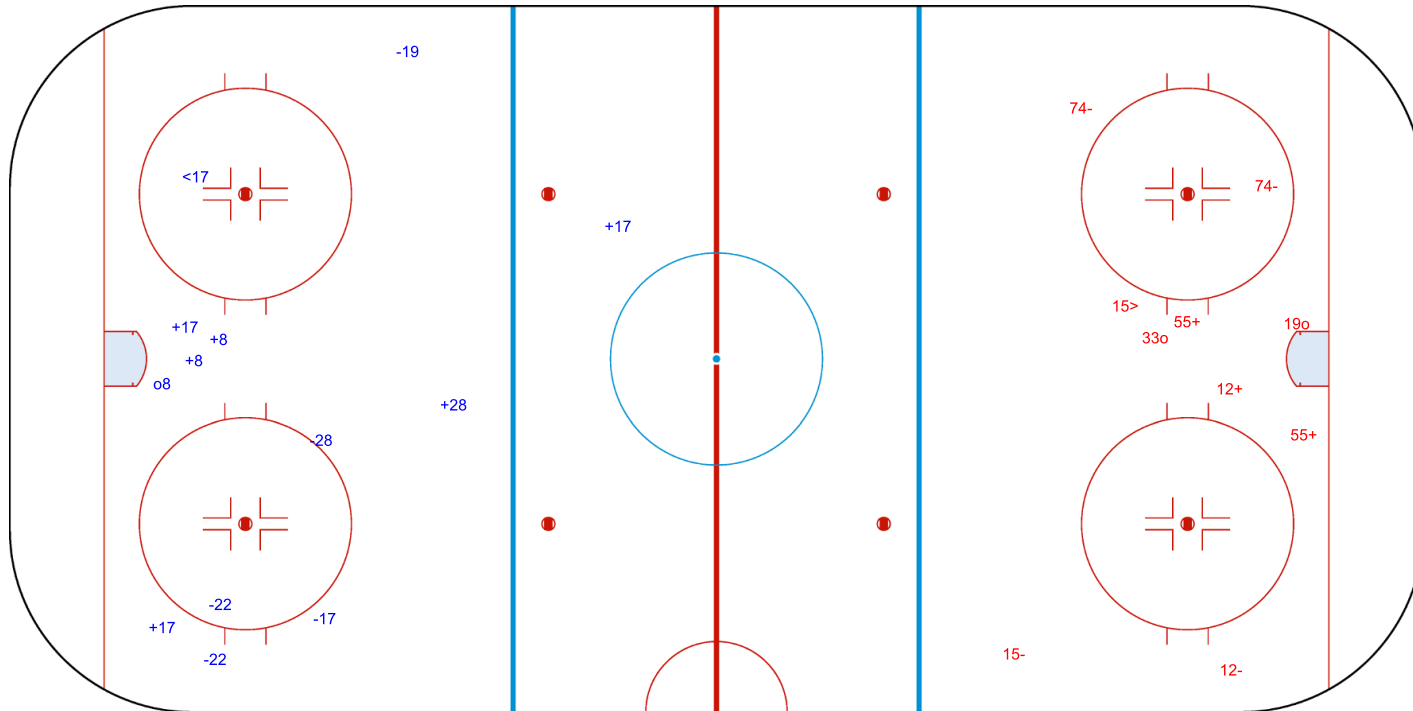
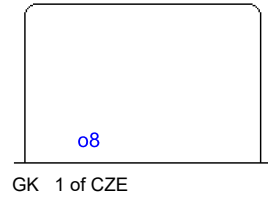


### Shot Chart CHN - CZE

Shots by CHN  
Goals (o): 1    SSG (+): 6  
SSP (<): 1    SPG (-): 5

CZE    Period: 1    CHN

Shots by CZE  
Goals (o): 2    SSG (+): 3  
SSP (>): 1    SPG (-): 4





SUN 12 MAY 2024  
Start Time 13:30

Mixed

Play-offs - Game 19



Shots by CZE

Goals (o): 1    SSG (+): 2  
SSP (<): 0    SPG (-): 4

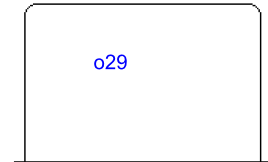


Period: 2


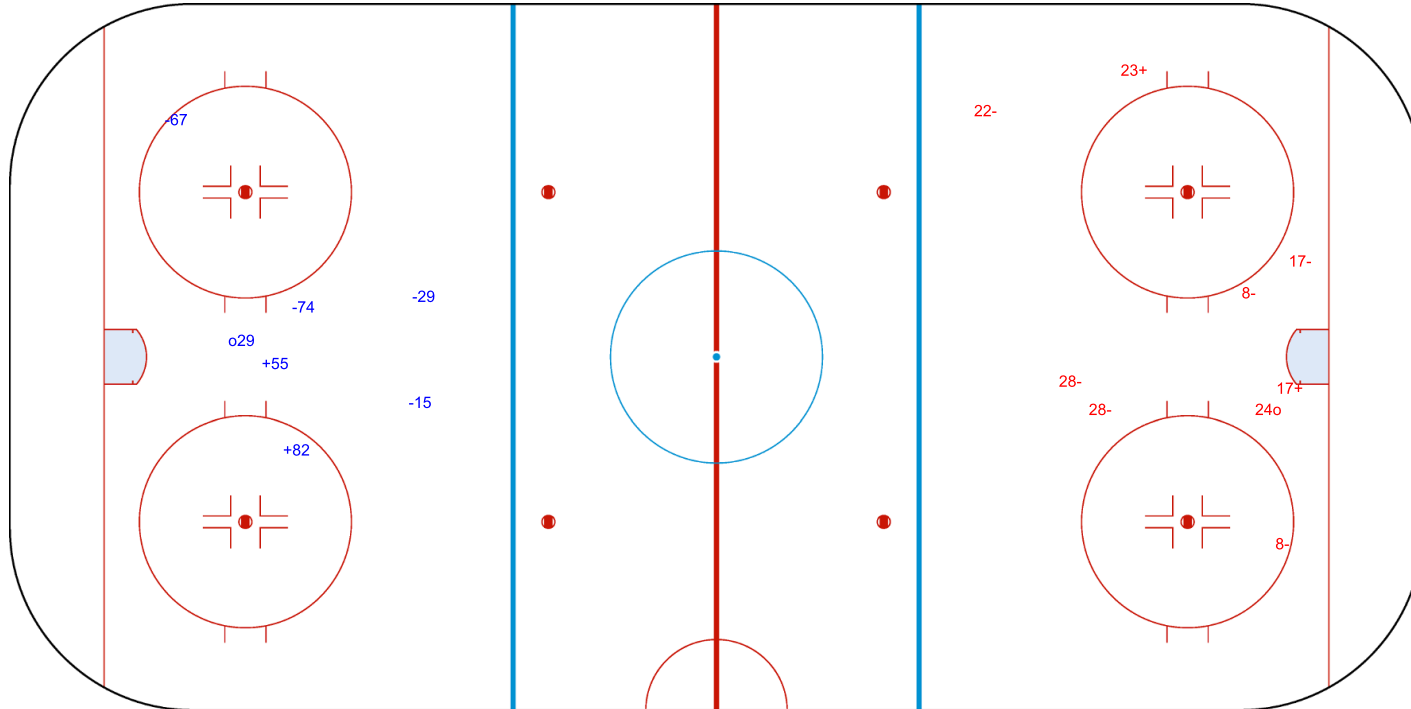


Shots by CHN

Goals (o): 1    SSG (+): 2  
SSP (>): 0    SPG (-): 6



GK 20 of CHN



GK 1 of CZE



SUN 12 MAY 2024  
Start Time 13:30

Mixed

Play-offs - Game 19



Shots by CHN

Goals (o): 0    SSG (+): 4  
SSP (<): 1    SPG (-): 1



GK 1 of CZE



Period: 3

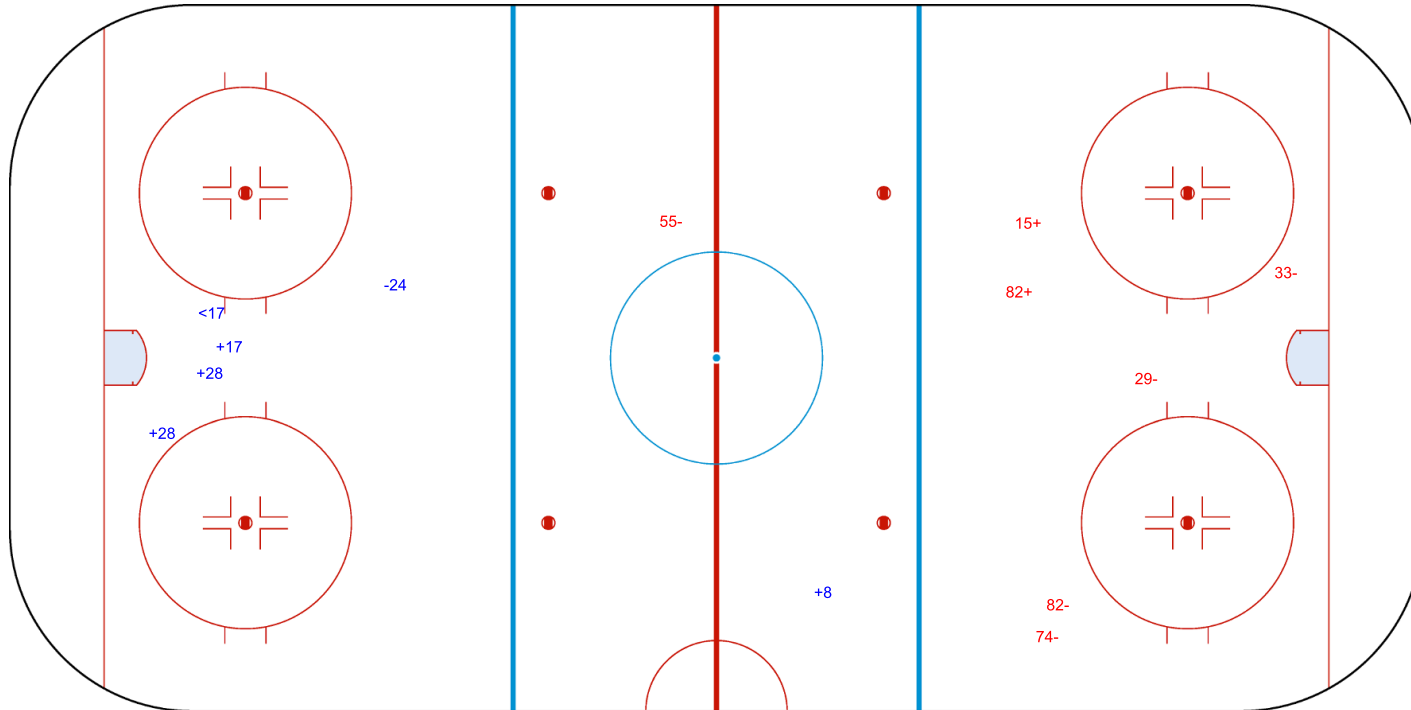


Shots by CZE

Goals (o): 0    SSG (+): 2  
SSP (>): 0    SPG (-): 5



GK 20 of CHN



<b>Legend:</b>	<b>GK</b> Goalkeeper	<b>SPG</b> Shots past goal	<b>SSG</b> Shots saved by goalkeeper	<b>SSP</b> Shots saved by player
----------------	----------------------	----------------------------	--------------------------------------	----------------------------------



Face-off Chart  
CHN - CZE

PERIOD 1

	CHN		CZE		CHN		CZE		
	Def. zone	Att. zone	Neutral zone	Neutral zone	Att. zone	Def. zone	Def. zone	Def. zone	
	+ 8	- 12	- 8	+ 12	+ 8	- 12	- 15	+ 92	Total wins all zones
	+ 15	- 12	+ 15	- 92	- 15	+ 92	+ 8	- 92	
	+ 17	- 12	+ 8	- 92	+ 8	- 92	+ 15	- 92	
	+ 8	- 92	+ 15	- 92	+ 15	- 92	- 15	+ 92	
	- 12	+ 12	- 8	+ 12	- 15	+ 92			
Total wins / period	4 / 80%	1 / 20%	3 / 60%	2 / 40%	3 / 60%	2 / 40%	10 / 67%	5 / 33%	

PERIOD 2

	CHN		CZE		CHN		CZE		
	Def. zone	Att. zone	Neutral zone	Neutral zone	Att. zone	Def. zone	Def. zone	Def. zone	
	+ 8	- 92	+ 8	- 12	+ 8	- 33	+ 8	- 12	Total wins all zones
	+ 8	- 92	- 15	+ 12	+ 8	- 12	+ 8	- 92	
	- 15	+ 92	- 8	+ 12	+ 8	- 92	+ 15	- 55	
	+ 15	- 12	+ 15	- 55					
	- 8	+ 12	+ 15	- 92					
	+ 8	- 92	+ 8	- 92					
	- 23	+ 15							
	- 8	+ 12							
Total wins / period	4 / 50%	4 / 50%	4 / 67%	2 / 33%	4 / 100%	0 / 0%	12 / 67%	6 / 33%	

PERIOD 3

	CHN		CZE		CHN		CZE		
	Def. zone	Att. zone	Neutral zone	Neutral zone	Att. zone	Def. zone	Def. zone	Def. zone	
	+ 8	- 92	+ 8	- 12	- 8	+ 12	+ 8	- 92	Total wins all zones
	+ 30	- 12	- 8	+ 92	+ 8	- 92	+ 15	- 92	
	- 8	+ 92			+ 8	- 12	+ 8	- 12	
	- 8	+ 92			+ 8	- 12			
	+ 8	- 92			+ 8	- 12			
	- 15	+ 12							
Total wins / period	3 / 50%	3 / 50%	1 / 50%	1 / 50%	4 / 80%	1 / 20%	8 / 62%	5 / 38%	

TOTAL

	CHN		CZE		CHN		CZE		
	Def. zone	Att. zone	Neutral zone	Neutral zone	Att. zone	Def. zone	Def. zone	Def. zone	
Total wins / game	11 / 58%	8 / 42%	8 / 62%	5 / 38%	11 / 79%	3 / 21%	30 / 65%	16 / 35%	





HEAD TO HEAD

		CZE									
	No.	12	15	33	55	92	Tot	wins CHN	Dz	Nz	Az
CHN	8	7 - 6		1 - 0		11 - 3	28	19 68%	7 64%	4 50%	8 89%
	12	0 - 1					1	0 0%	0 0%		
	15	2 - 2			2 - 0	5 - 3	14	9 64%	2 50%	4 80%	3 60%
	17	1 - 0					1	1 100%	1 100%		
	23		0 - 1				1	0 0%	0 0%		
	30	1 - 0					1	1 100%	1 100%		
<b>Tot</b>		20	1	1	2	22	46	30 65%	11 58%	8 62%	11 79%
<b>wins CZE</b>		9 45%	1 100%	0 0%	0 0%	6 27%	16 35%				
<b>Dz</b>		1 20%		0 0%	0 0%	2 29%	3 21%				
<b>Nz</b>		4 67%			0 0%	1 17%	5 38%				
<b>Az</b>		4 44%	1 100%			3 33%	8 42%				

<b>Legend:</b>											
<b>Az</b>	Attacking zone	<b>Dz</b>	Defending zone	<b>No.</b>	Jersey number	<b>Nz</b>	Neutral zone	<b>Tot.</b>	Total face-offs played		



SUN 12 MAY 2024

Start Time 17:30

Mixed

Gold Medal Game - Game 20



## Game Roster

## CAN - USA

## Referee

WEBINGER Kevin (CAN)

## Goalkeepers

Team: CAN

No.	Name	Gen	GP	MIP	GA	SVS	SOG	SVS%	GAA
30	WATSON Corbin	M	4	45:00	0	2	2	100.00	0.00
54	KINGSMILL Adam	M	4	135:00	2	27	29	93.10	0.67

## Team Roster

Team: CAN (White)

No.	Pos.	Name	Gen	GP	G	A	PTS	PIM	+/-
4	F	DUNN James	M	4	3	3	6	0	+6
5	D	HENRY Tyrone	M	4	0	6	6	0	+13
7	D	LAVIN Zach	M	4	1	4	5	2	+15
8	F	McGREGOR Tyler	M	4	9	7	16	2	+17
9	F	SMITH Corbyn	M	4	2	4	6	0	+7
11	F	DIXON Adam	M	4	3	3	6	0	+7
13	F	BOILY Vincent	M	4	1	3	4	2	+5
17	D	BURNETT Shawn	M	0	0	0	0	0	0
19	F	COZZOLINO Dominic	M	4	6	10	16	4	+15
23	D	HICKEY Liam	M	4	6	11	17	2	+16
26	F	JACOBS-WEBB Anton	M	4	2	2	4	2	+7
29	D	KOVACEVICH Micah	M	4	2	1	3	0	+9
30	GK	WATSON Corbin	M	4	0	0	0	0	
54	GK	KINGSMILL Adam	M	4	0	0	0	0	
61	D	ARMSTRONG Rob	M	4	0	3	3	0	+12
92	D	HALBERT Auren	M	4	1	3	4	2	+16
98	F	LELIEVRE Mathieu	M	0	0	0	0	0	0

Head Coach: HERRINGTON Russ

## Linesmen

LEWIS Brendan (USA) , LUNDEN Andreas (SWE)

Team: USA

No.	Name	Gen	GP	MIP	GA	SVS	SOG	SVS%	GAA
29	LAMARRE Griffin	M	4	120:00	1	10	11	90.91	0.38
32	LEE Jen	M	4	60:00	0	3	3	100.00	0.00

Team: USA (Blue)

No.	Pos.	Name	Gen	GP	G	A	PTS	PIM	+/-
4	F	ROYBAL Brody	M	4	1	4	5	2	+5
8	D	WALLACE Jack	M	2	1	7	8	0	+15
9	F	DODSON Travis	M	4	2	2	4	0	+6
10	D	BOLTON Brett	M	3	0	1	1	0	+3
14	F	MUSSELMAN Benjamin	M	4	2	0	2	4	+5
16	F	FARMER Declan	M	4	10	9	19	0	+16
17	D	DOUGLAS Christopher	M	3	4	0	4	0	+7
18	F	NICHOLS Evan	M	4	1	5	6	4	+13
19	F	JONES Malik	M	4	5	5	10	2	+15
22	D	GROVE Noah	M	4	1	2	3	0	+7
24	F	MISIEWICZ Joshua	M	4	2	3	5	2	+6
27	D	PAULS Josh	M	4	1	9	10	0	+17
29	GK	LAMARRE Griffin	M	4	0	0	0	0	
32	GK	LEE Jen	M	4	0	0	0	0	
37	F	EUSTACE David	M	4	2	1	3	0	+7
88	F	MCKEE Kevin	M	4	2	1	3	0	+6

Head Coach: HOFF David

## Legend:

<b>+/-</b>	Plus/minus net	<b>A</b>	Assists	<b>D</b>	Defence	<b>F</b>	Forward
<b>G</b>	Goals	<b>GA</b>	Goals against	<b>GAA</b>	Goals against as average per 45 minutes	<b>Gen</b>	Gender
<b>GK</b>	Goalkeeper	<b>GP</b>	Games played	<b>M</b>	Male	<b>MIP</b>	Minutes and seconds played
<b>No.</b>	Jersey number	<b>PIM</b>	Penalties in minutes	<b>Pos.</b>	Position	<b>PTS</b>	Points
<b>SOG</b>	Shots on goal	<b>SVS</b>	Saves	<b>SVS%</b>	Saves in percentage		



**SUN 12 MAY 2024**  
Start Time 17:30

**Mixed**  
**Gold Medal Game - Game 20**



## Line-ups

### CAN - USA

#### Referee

WEBINGER Kevin (CAN)

#### Linesmen

LEWIS Brendan (USA) , LUNDEN Andreas (SWE)

#### Goalkeepers

Team: CAN

No.	Name	Gen
54	KINGSMILL Adam	M
30	WATSON Corbin	M

Team: USA

No.	Name	Gen
32	LEE Jen	M
29	LAMARRE Griffin	M

#### Team Line-ups

Team: CAN (White)

No.	Pos.	Name	Gen
23	D	HICKEY Liam +A	M
61	D	ARMSTRONG Rob	M
92	D	HALBERT Auren	M
8	F	McGREGOR Tyler +C	M
19	F	COZZOLINO Dominic	M
5	D	HENRY Tyrone +A	M
7	D	LAVIN Zach	M
29	D	KOVACEVICH Micah	M
4	F	DUNN James +A	M
26	F	JACOBS-WEBB Anton	M
9	F	SMITH Corbyn	M
11	F	DIXON Adam	M
13	F	BOILY Vincent	M

Head Coach: HERRINGTON Russ

#### NOT DRESSED:

17	D	BURNETT Shawn	M
98	F	LELIEVRE Mathieu	M

Team: USA (Blue)

No.	Pos.	Name	Gen
22	D	GROVE Noah	M
27	D	PAULS Josh +C	M
16	F	FARMER Declan +A	M
18	F	NICHOLS Evan	M
19	F	JONES Malik	M
8	D	WALLACE Jack	M
17	D	DOUGLAS Christopher	M
4	F	ROYBAL Brody	M
14	F	MUSSELMAN Benjamin	M
24	F	MISIEWICZ Joshua	M
9	F	DODSON Travis +A	M
37	F	EUSTACE David	M
88	F	McKEE Kevin	M

Head Coach: HOFF David

#### NOT DRESSED:

10	D	BOLTON Brett	M
----	---	--------------	---

#### Legend:

<b>+A</b>	Assistant Captain	<b>+C</b>	Captain	<b>D</b>	Defence	<b>F</b>	Forward
<b>Gen</b>	Gender	<b>M</b>	Male	<b>No.</b>	Jersey number	<b>Pos.</b>	Position



**SUN 12 MAY 2024**  
Start Time 17:30

**Gold Medal Game - Game 20**



## Graphical Line-ups

### CAN - USA

**Referee**

WEBINGER Kevin (CAN)

**Linesmen**

LEWIS Brendan (USA) , LUNDEN Andreas (SWE)

**Team:** CAN - Canada (White)

**Head Coach:** HERRINGTON Russ

S1 54 KINGSMILL Adam		
30 WATSON Corbin		
S2 61 ARMSTRONG Rob	S3 92 HALBERT Auren	
S6 23 HICKEY Liam +A	S5 19 COZZOLINO Dominic	S4 8 McGREGOR Tyler +C
5 HENRY Tyrone +A		7 LAVIN Zach
29 KOVACEVICH Micah	26 JACOBS-WEBB Anton	4 DUNN James +A
13 BOILY Vincent	11 DIXON Adam	9 SMITH Corbyn

**Team:** USA - United States (Blue)

**Head Coach:** HOFF David

S1 32 LEE Jen		
29 LAMARRE Griffin		
S2 22 GROVE Noah	S3 27 PAULS Josh +C	
S6 19 JONES Malik	S4 16 FARMER Declan +A	S5 18 NICHOLS Evan
17 DOUGLAS Christopher		8 WALLACE Jack
4 ROYBAL Brody	24 MISIEWICZ Joshua	14 MUSSELMAN Benjamin
9 DODSON Travis +A	37 EUSTACE David	88 McKEE Kevin

**Legend:**

**+A** Assistant Captain

**+C** Captain

**Sn** Starting position



SUN 12 MAY 2024

Start Time 17:30

End Time 19:30

Mixed

Play-offs - Game 20



## Game Summary

CAN - USA 2 - 1 (1 - 0, 1 - 0, 0 - 1)

Spectators	Referee	Linesmen
1283	WEBINGER Kevin (CAN)	LEWIS Brendan (USA) , LUNDEN Andreas (SWE)

## Team Statistics

Period	Score	SVS	SOG	PIM	TPP	PPG	SHG
1	1 : 0	7 : 0	1 : 7	2 : 0	00:00 : 02:00	0 : 0	0 : 0
2	1 : 0	4 : 3	4 : 4	2 : 4	04:00 : 02:00	0 : 0	0 : 0
3	0 : 1	13 : 4	4 : 14	2 : 0	00:00 : 02:00	0 : 0	0 : 0
<b>Total</b>	<b>2 : 1</b>	<b>24 : 7</b>	<b>9 : 25</b>	<b>6 : 4</b>	<b>04:00 : 06:00</b>	<b>0 : 0</b>	<b>0 : 0</b>

## 1st Period

Action	Time	ET/Res	Team	Type	No.	Name	(G) Name of Assistant(s) / Action Description
GK	00:00		USA		32	LEE J	- Goalkeeper in
GK	00:00		CAN		54	KINGSMILL A	- Goalkeeper in
<b>Goal</b>	<b>00:35</b>	<b>1 : 0</b>	<b>CAN</b>	<b>EQ</b>	<b>19</b>	<b>COZZOLINO D</b>	(7) 8 McGREGOR T On Ice CAN 54 8 19 23 61 92 USA 32 16 18 19 22 27
Penalty	10:12	12:12	CAN	2 min.	26	JACOBS-WEBB A	- Interference

## 2nd Period

Action	Time	ET/Res	Team	Type	No.	Name	(G) Name of Assistant(s) / Action Description
Penalty	16:36	18:36	CAN	2 min.	92	HALBERT A	- Interference
Penalty	21:38	23:38	USA	2 min.	14	MUSSELMAN B	- Interference
<b>Goal</b>	<b>24:06</b>	<b>2 : 0</b>	<b>CAN</b>	<b>EQ</b>	<b>26</b>	<b>JACOBS-WEBB A</b>	(3) 8 McGREGOR T On Ice CAN 54 5 7 8 26 29 USA 32 8 9 14 17 37
Penalty	27:32	29:32	USA	2 min.	4	ROYBAL B	- Charging

## 3rd Period

Action	Time	ET/Res	Team	Type	No.	Name	(G) Name of Assistant(s) / Action Description
Penalty	36:37	38:37	CAN	2 min.	23	HICKEY L	- Charging
<b>Goal</b>	<b>41:19</b>	<b>2 : 1</b>	<b>USA</b>	<b>EQ</b>	<b>16</b>	<b>FARMER D</b>	(11) 18 NICHOLS E On Ice CAN 54 7 8 23 26 92 19 JONES M USA 32 8 16 18 19 22
Time-out	43:05		USA				
GK	43:28		USA				32 LEE J - Goalkeeper out
GK	45:00		CAN				54 KINGSMILL A - Goalkeeper out

## Goalkeeper Records

Team : CAN - Canada

No.	Name	SOG	SVS	MIP
54	KINGSMILL Adam	25	24	45:00
30	WATSON Corbin			

Team : USA - United States

No.	Name	SOG	SVS	MIP
32	LEE Jen	9	7	43:28
29	LAMARRE Griffin			

## Game Statistics

Team : CAN (White)												
Head Coach : HERRINGTON Russ							Shots on Goal					
No.	Pos.	Name	Gen	G	A	PTS	PIM	1	2	3	TS	+/-
8	F	McGREGOR Tyler +C	M	0	2	2	0	0	0	0	0	+1
19	F	COZZOLINO Dominic	M	1	0	1	0	1	0	2	3	+1
23	D	HICKEY Liam +A	M	0	0	0	2	0	0	0	0	0
61	D	ARMSTRONG Rob	M	0	0	0	0	0	0	0	0	+1
92	D	HALBERT Auren	M	0	0	0	2	0	0	0	0	0
4	F	DUNN James +A	M	0	0	0	0	0	1	0	1	0
5	D	HENRY Tyrone +A	M	0	0	0	0	0	0	0	0	+1
7	D	LAVIN Zach	M	0	0	0	0	0	1	1	2	0
26	F	JACOBS-WEBB Anton	M	1	0	1	2	0	1	1	2	0
29	D	KOVACEVICH Micah	M	0	0	0	0	0	1	0	1	+1
9	F	SMITH Corbyn	M	0	0	0	0	0	0	0	0	0



SUN 12 MAY 2024

Start Time 17:30  
End Time 19:30

Mixed

Play-offs - Game 20



Head Coach : HERRINGTON Russ								Shots on Goal				
No.	Pos.	Name	Gen	G	A	PTS	PIM	1	2	3	TS	+/-
11	F	DIXON Adam	M	0	0	0	0	0	0	0	0	0
13	F	BOILY Vincent	M	0	0	0	0	0	0	0	0	0
30	GK	WATSON Corbin	M	0	0	0	0	0	0	0	0	0
54	GK	KINGSMILL Adam (BP)	M	0	0	0	0	0	0	0	0	0
<b>Total</b>				<b>2</b>	<b>2</b>	<b>4</b>	<b>6</b>	<b>1</b>	<b>4</b>	<b>4</b>	<b>9</b>	

Team : USA (Blue)

Head Coach : HOFF David								Shots on Goal				
No.	Pos.	Name	Gen	G	A	PTS	PIM	1	2	3	TS	+/-
16	F	FARMER Declan +A	M	1	0	1	0	1	1	5	7	0
18	F	NICHOLS Evan	M	0	1	1	0	2	1	0	3	0
19	F	JONES Malik	M	0	1	1	0	1	0	2	3	0
22	D	GROVE Noah	M	0	0	0	0	1	0	0	1	0
27	D	PAULS Josh +C (BP)	M	0	0	0	0	1	0	1	2	-1
4	F	ROYBAL Brody	M	0	0	0	2	0	0	1	1	0
8	D	WALLACE Jack	M	0	0	0	0	0	1	2	3	0
14	F	MUSSELMAN Benjamin	M	0	0	0	2	0	0	0	0	-1
17	D	DOUGLAS Christopher	M	0	0	0	0	0	0	0	0	-1
24	F	MISIEWICZ Joshua	M	0	0	0	0	0	0	0	0	0
9	F	DODSON Travis +A	M	0	0	0	0	0	1	0	1	-1
37	F	EUSTACE David	M	0	0	0	0	1	0	3	4	-1
88	F	McKEE Kevin	M	0	0	0	0	0	0	0	0	0
29	GK	LAMARRE Griffin	M	0	0	0	0	0	0	0	0	0
32	GK	LEE Jen	M	0	0	0	0	0	0	0	0	0
<b>Total</b>				<b>1</b>	<b>2</b>	<b>3</b>	<b>4</b>	<b>7</b>	<b>4</b>	<b>14</b>	<b>25</b>	

Legend:							
<b>(G)</b>	Goals in tournament	<b>+/-</b>	Plus/minus net	<b>+A</b>	Assistant Captain	<b>+C</b>	Captain
<b>A</b>	Assists	<b>D</b>	Defence	<b>EQ</b>	Equal strength	<b>ET/Res</b>	Penalty end time/Result of game
<b>F</b>	Forward	<b>G</b>	Goals	<b>Gen</b>	Gender	<b>GK</b>	Goalkeeper
<b>M</b>	Male	<b>MIP</b>	Minutes in play (GK)	<b>No.</b>	Jersey number	<b>PIM</b>	Penalties in minutes
<b>Pos.</b>	Position	<b>PPG</b>	Power play goals	<b>PTS</b>	Points	<b>SHG</b>	Shorthanded goals
<b>SOG</b>	Shots on goal	<b>SVS</b>	Saves	<b>TPP</b>	Time on power play	<b>TS</b>	Total shots



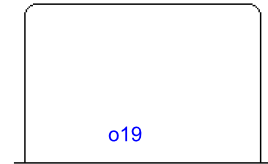
SUN 12 MAY 2024  
Start Time 17:30

Mixed  
Play-offs - Game 20



### Shot Chart CAN - USA

Shots by CAN  
Goals (o): 1    SSG (+): 0  
SSP (<): 1    SPG (-): 4



GK 32 of USA



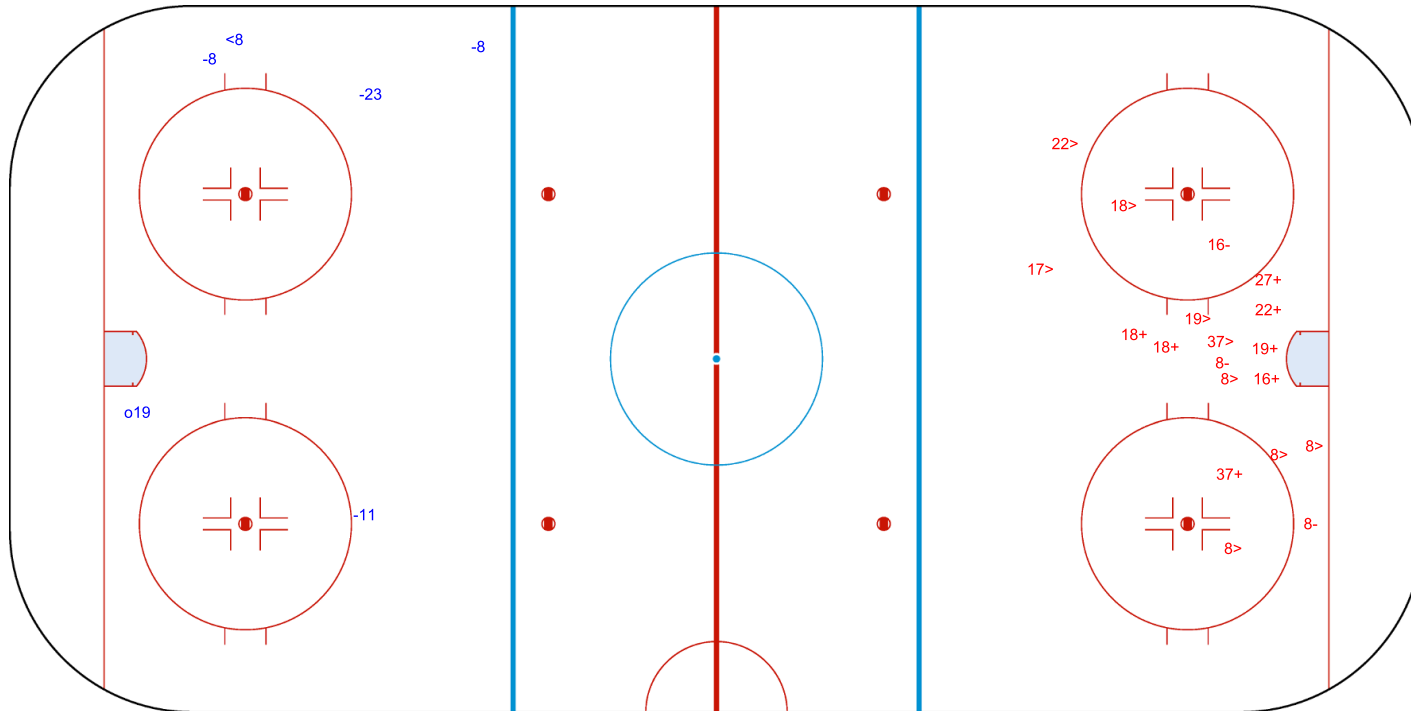
Period: 1



Shots by USA  
Goals (o): 0    SSG (+): 7  
SSP (>): 9    SPG (-): 3



GK 54 of CAN





SUN 12 MAY 2024  
Start Time 17:30

Mixed  
Play-offs - Game 20



Shots by USA

Goals (o): 0    SSG (+): 4  
SSP (<): 2    SPG (-): 5



GK 54 of CAN



Period: 2

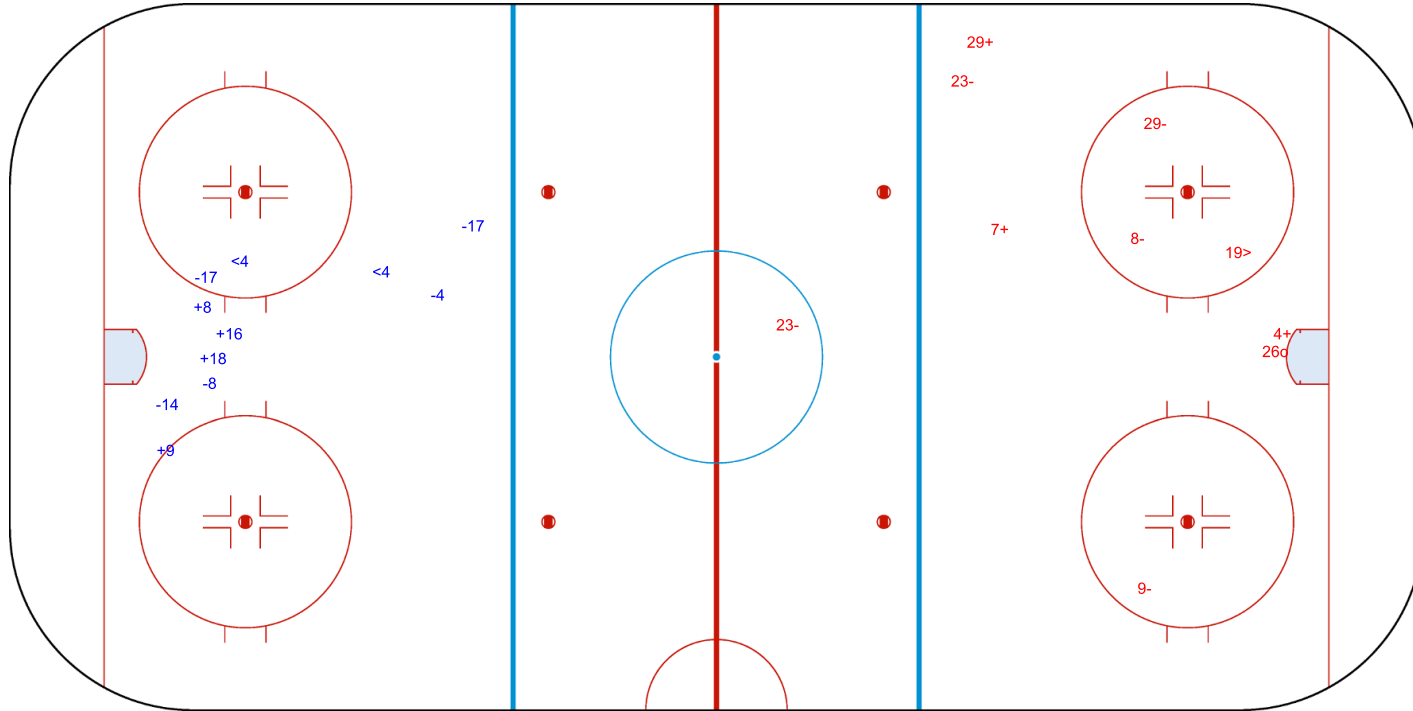


Shots by CAN

Goals (o): 1    SSG (+): 3  
SSP (>): 1    SPG (-): 5



GK 32 of USA







SUN 12 MAY 2024  
Start Time 17:30

Mixed

Play-offs - Game 20



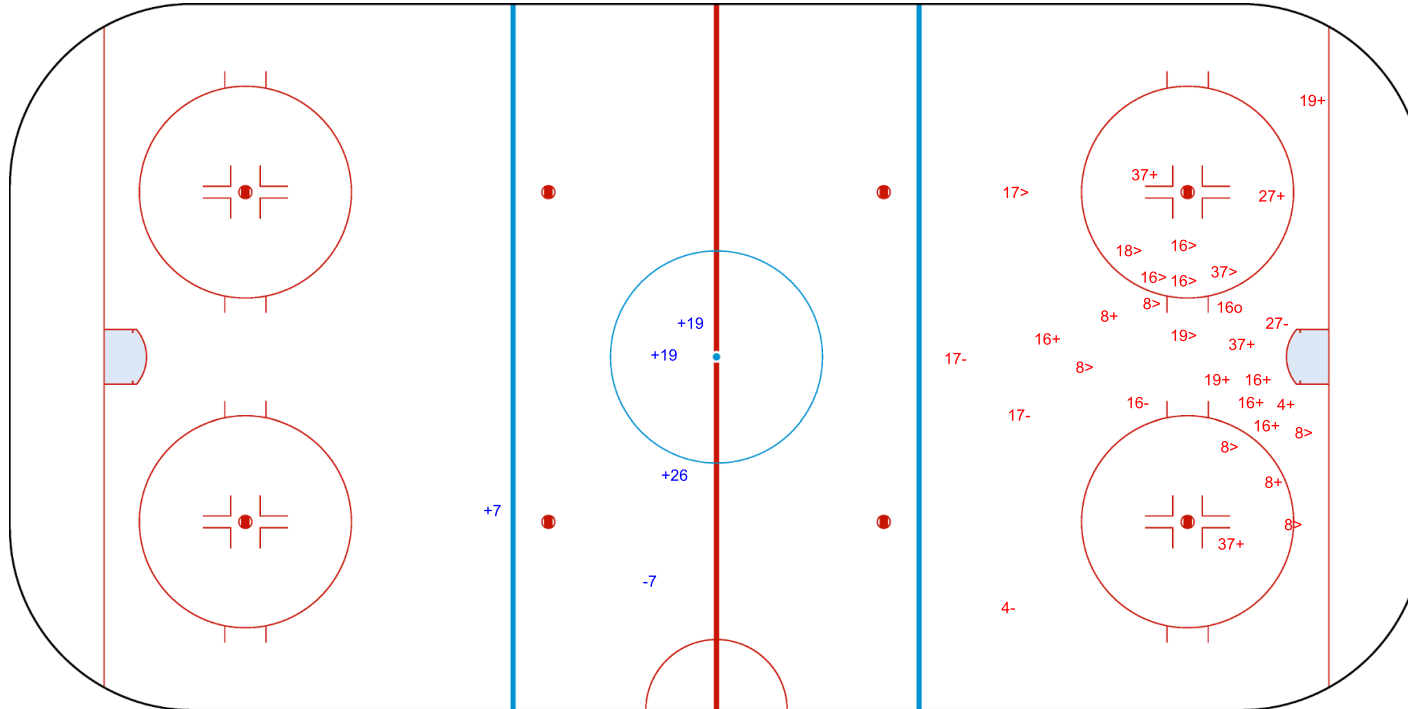
Shots by CAN  
Goals (o): 0    SSG (+): 4  
SSP (<): 0    SPG (-): 1

USA    Period: 3    CAN

Shots by USA  
Goals (o): 1    SSG (+): 13  
SSP (>): 12    SPG (-): 5



GK 32 of USA



GK 54 of CAN

Legend:		
<b>GK</b>	Goalkeeper	
<b>SPG</b>	Shots past goal	
<b>SSG</b>	Shots saved by goalkeeper	
<b>SSP</b>	Shots saved by player	



### Face-off Chart CAN - USA

#### PERIOD 1

CAN		USA		CAN		USA		CAN		USA	
Def. zone	Att. zone	Neutral zone		Att. zone	Def. zone	Neutral zone		Att. zone	Def. zone	Neutral zone	
- 19	+ 14	+ 19	- 16	- 26	+ 16						
- 23	+ 14	+ 26	- 14								
+ 19	- 16	+ 26	- 37								
+ 23	- 16	- 23	+ 14								
- 23	+ 16	- 19	+ 14								
+ 11	- 14	- 19	+ 16								
+ 19	- 16										
- 19	+ 16										
+ 23	- 16										
Total wins / period		5 / 56%	4 / 44%	3 / 50%	3 / 50%	0 / 0%	1 / 100%	Total wins all zones		CAN	USA
										8 / 50%	8 / 50%

#### PERIOD 2

CAN		USA		CAN		USA		CAN		USA	
Def. zone	Att. zone	Neutral zone		Att. zone	Def. zone	Neutral zone		Att. zone	Def. zone	Neutral zone	
+ 26	- 16	- 19	+ 16	+ 19	- 16						
+ 23	- 16	- 11	+ 16	+ 26	- 88						
- 23	+ 16	+ 19	- 16	- 19	+ 16						
		- 23	+ 16	+ 19	- 16						
		+ 19	- 37	+ 19	- 16						
		- 26	+ 16	- 19	+ 16						
Total wins / period		2 / 67%	1 / 33%	2 / 33%	4 / 67%	4 / 67%	2 / 33%	Total wins all zones		CAN	USA
										8 / 53%	7 / 47%

#### PERIOD 3

CAN		USA		CAN		USA		CAN		USA	
Def. zone	Att. zone	Neutral zone		Att. zone	Def. zone	Neutral zone		Att. zone	Def. zone	Neutral zone	
+ 19	- 16	- 19	+ 16	+ 11	- 37						
+ 26	- 16	+ 19	- 16								
- 26	+ 16	- 19	+ 19								
- 19	+ 16	+ 19	- 16								
+ 19	- 37	- 26	+ 16								
+ 23	- 16										
- 26	+ 16										
+ 23	- 16										
+ 23	- 16										
+ 23	- 16										
Total wins / period		7 / 70%	3 / 30%	2 / 40%	3 / 60%	1 / 100%	0 / 0%	Total wins all zones		CAN	USA
										10 / 63%	6 / 37%

#### TOTAL

CAN		USA		CAN		USA		CAN		USA	
Def. zone	Att. zone	Neutral zone		Att. zone	Def. zone	Neutral zone		Att. zone	Def. zone	Neutral zone	
Total wins / game		14 / 64%	8 / 36%	7 / 41%	10 / 59%	5 / 63%	3 / 37%	Total wins all zones		CAN	USA
										26 / 55%	21 / 45%



HEAD TO HEAD

		USA									
	No.	14	16	19	37	88	Tot	wins CAN	Dz	Nz	Az
CAN	11	1 - 0	0 - 1		1 - 0		3	2 67%	1 100%	0 0%	1 100%
	19	0 - 2	10 - 7	0 - 1	2 - 0		22	12 55%	4 57%	5 50%	3 60%
	23	0 - 2	7 - 3				12	7 58%	7 70%	0 0%	
	26	1 - 0	2 - 5		1 - 0	1 - 0	10	5 50%	2 50%	2 50%	1 50%
	<b>Tot</b>	<b>6</b>	<b>35</b>	<b>1</b>	<b>4</b>	<b>1</b>	<b>47</b>	<b>26 55%</b>	<b>14 64%</b>	<b>7 41%</b>	<b>5 63%</b>
<b>wins USA</b>		<b>4 67%</b>	<b>16 46%</b>	<b>1 100%</b>	<b>0 0%</b>	<b>0 0%</b>	<b>21 45%</b>				
<b>Dz</b>			<b>3 50%</b>		<b>0 0%</b>	<b>0 0%</b>	<b>3 37%</b>				
<b>Nz</b>		<b>2 67%</b>	<b>7 64%</b>	<b>1 100%</b>	<b>0 0%</b>		<b>10 59%</b>				
<b>Az</b>		<b>2 67%</b>	<b>6 33%</b>		<b>0 0%</b>		<b>8 36%</b>				

<b>Legend:</b>									
<b>Az</b>	Attacking zone	<b>Dz</b>	Defending zone	<b>No.</b>	Jersey number	<b>Nz</b>	Neutral zone	<b>Tot.</b>	Total face-offs played



## Team Statistics

As of SUN 12 MAY 2024

Including Game 20

### Scoring Efficiency

(Ranked by highest SG% / highest GP)

Rank	Team	GP	GF	SSG	SOG	SG%
1	CAN	5	38	83	121	<b>31.40</b>
2	USA	5	35	93	128	<b>27.34</b>
3	CHN	5	23	71	94	<b>24.47</b>
4	CZE	5	14	67	81	<b>17.28</b>
5	KOR	5	10	58	68	<b>14.71</b>
6	SVK	5	7	43	50	<b>14.00</b>
7	JPN	5	3	46	49	<b>6.12</b>
8	ITA	5	4	72	76	<b>5.26</b>

### Power Play

(Ranked by highest PP% / highest GP)

Rank	Team	GP	ADV	PPGF	PP%	TPP	M:S
1	CAN	5	13	6	<b>46.15</b>	18:30	03:05
2	USA	5	17	7	<b>41.18</b>	24:53	03:33
3	CHN	5	11	3	<b>27.27</b>	16:45	05:35
4	SVK	5	10	2	<b>20.00</b>	20:05	10:02
5	CZE	5	16	3	<b>18.75</b>	28:53	09:37
6	ITA	5	12	2	<b>16.67</b>	22:21	11:10
7	KOR	5	12	1	<b>8.33</b>	22:08	22:08
8	JPN	5	7	0	<b>0.00</b>	13:48	00:00

### Penalty Killing

(Ranked by highest PK% / highest GP)

Rank	Team	GP	DVG	PPGA	PK%	TSH	M:S
1	USA	5	9	0	<b>100.00</b>	16:52	00:00
2	CAN	5	10	1	<b>90.00</b>	19:30	19:30
3	SVK	5	12	2	<b>83.33</b>	19:30	09:45
4	CZE	5	11	3	<b>72.73</b>	18:51	06:17
5	JPN	5	14	4	<b>71.43</b>	22:23	05:35
6	KOR	5	13	4	<b>69.23</b>	20:26	05:06
7	CHN	5	15	5	<b>66.67</b>	26:57	05:23
8	ITA	5	14	5	<b>64.29</b>	22:54	04:34

### Goalkeeping

(Ranked by highest SVS%)

Rank	Team	GP	GA	SVS	SOG	SVS%	GAA	SHGA	PPGA	SO	ENG
1	CAN	5	3	53	56	<b>94.64</b>	0.60	0	1	2	0
2	USA	5	3	20	23	<b>86.96</b>	0.60	0	0	3	0
3	CZE	5	11	52	63	<b>82.54</b>	2.21	0	3	1	1
4	ITA	5	18	82	100	<b>82.00</b>	3.56	1	5	1	0
5	JPN	5	31	117	148	<b>79.05</b>	6.07	0	4	0	1
6	CHN	5	15	55	70	<b>78.57</b>	3.03	0	5	2	0
7	SVK	5	26	84	110	<b>76.36</b>	5.22	0	2	0	1
8	KOR	5	27	70	97	<b>72.16</b>	5.44	0	4	0	0

### Penalties

(Ranked by highest PIM)

Rank	Team	GP	2	5	10	GM	MP	PIM	PAVG
1	CHN	5	19	0	0	0	1	<b>63</b>	12:36
2	KOR	5	15	0	0	0	1	<b>55</b>	11:00
3	ITA	5	15	0	0	0	0	<b>30</b>	6:00
4	JPN	5	14	0	0	0	0	<b>28</b>	5:36
5	CZE	5	13	0	0	0	0	<b>26</b>	5:12
6	SVK	5	12	0	0	0	0	<b>24</b>	4:48
7	CAN	5	11	0	0	0	0	<b>22</b>	4:24
8	USA	5	9	0	0	0	0	<b>18</b>	3:36

### Shorthanded Goals

(Ranked by highest NET / lowest GP)

Rank	Team	GP	SHGF	SHGA	NET
1	JPN	5	1	0	<b>+1</b>
2	CAN	5	0	0	<b>0</b>
2	CHN	5	0	0	<b>0</b>
2	CZE	5	0	0	<b>0</b>
2	KOR	5	0	0	<b>0</b>
2	SVK	5	0	0	<b>0</b>
2	USA	5	0	0	<b>0</b>
8	ITA	5	0	1	<b>-1</b>

### Attendance

(Ranked by highest average attendance)

Rank	Team	GP	Spect	AVG
1	CAN	5	3086	<b>617</b>
2	USA	5	1653	<b>330</b>
3	CHN	5	1131	<b>226</b>
4	CZE	5	984	<b>196</b>
5	ITA	5	759	<b>151</b>
6	JPN	5	705	<b>141</b>
7	SVK	5	493	<b>98</b>
8	KOR	5	395	<b>79</b>
<b>Total</b>		20	4603	230

Legend:			
<b>2</b>	Two (2) minute penalties	<b>5</b>	Five (5) minute penalties
<b>ADV</b>	Advantage (times on power play)	<b>AVG</b>	Average
<b>ENG</b>	Empty net goals	<b>GA</b>	Goals against
<b>GF</b>	Goals for	<b>GM</b>	Game misconducts
<b>MP</b>	Match penalties	<b>M:S</b>	Average time in min. and sec.
<b>PAVG</b>	PIM in average	<b>PIM</b>	Penalties in minutes
<b>PPGA</b>	Power play goals against	<b>PPGF</b>	Power play goals for
<b>SG%</b>	Percentage of goals from total shots	<b>SHGA</b>	Shorthanded goals against
<b>SO</b>	Shutouts	<b>SOG</b>	Shots on goal
<b>SSG</b>	Shots saved by goalkeeper	<b>SVS</b>	Saves
<b>TPP</b>	Time of power play	<b>TSH</b>	Time shorthanded in min. and sec.
		<b>10</b>	Ten (10) minute penalties
		<b>DVG</b>	Disadvantage (number of times shorthanded)
		<b>GAA</b>	Goals against as average per 45 minutes
		<b>GP</b>	Number of games played
		<b>NET</b>	SHGF - SHGA
		<b>PK%</b>	Penalty killing percentage
		<b>PP%</b>	Power play eff. as percentage
		<b>SHGF</b>	Shorthanded goals for
		<b>Spect</b>	Spectators
		<b>SVS%</b>	SVS as percentage of total SOG



### Player Statistics by Team

As of SUN 12 MAY 2024

Including Game 20

### CAN - Canada

#### Playing Statistics

No.	Name	Gen	Pos.	GP	G	A	PTS	PIM	+/-	GWG	PPG	SHG	SOG	SG%	TM	M/G	TSh	AT/S
4	DUNN James	M	F	5	3	3	6	0	+6	0	2	0	9	33.33	0:00	0:00	0	0:00
5	HENRY Tyrone	M	D	5	0	6	6	0	+14	0	0	0	0	0.00	0:00	0:00	0	0:00
7	LAVIN Zach	M	D	5	1	4	5	2	+15	0	0	0	11	9.09	0:00	0:00	0	0:00
8	McGREGOR Tyler	M	F	5	9	9	18	2	+18	1	3	0	26	34.62	0:00	0:00	0	0:00
9	SMITH Corbyn	M	F	5	2	4	6	0	+7	0	0	0	5	40.00	0:00	0:00	0	0:00
11	DIXON Adam	M	F	5	3	3	6	0	+7	0	0	0	10	30.00	0:00	0:00	0	0:00
13	BOILY Vincent	M	F	5	1	3	4	2	+5	0	0	0	3	33.33	0:00	0:00	0	0:00
17	BURNETT Shawn	M	D	0	0	0	0	0	0	0	0	0	0	0.00	0:00	0:00	0	0:00
19	COZZOLINO Dominic	M	F	5	7	10	17	4	+16	2	0	0	14	50.00	0:00	0:00	0	0:00
23	HICKEY Liam	M	D	5	6	11	17	4	+16	1	1	0	13	46.15	0:00	0:00	0	0:00
26	JACOBS-WEBB Anton	M	F	5	3	2	5	4	+7	1	0	0	13	23.08	0:00	0:00	0	0:00
29	KOVACEVICH Micah	M	D	5	2	1	3	0	+10	0	0	0	10	20.00	0:00	0:00	0	0:00
30	WATSON Corbin	M	GK	5	0	0	0	0		0	0	0	0	0.00				
54	KINGSMILL Adam	M	GK	5	0	0	0	0		0	0	0	0	0.00				
61	ARMSTRONG Rob	M	D	5	0	3	3	0	+13	0	0	0	2	0.00	0:00	0:00	0	0:00
92	HALBERT Auren	M	D	5	1	3	4	4	+16	0	0	0	5	20.00	0:00	0:00	0	0:00
98	LELIEVRE Mathieu	M	F	0	0	0	0	0	0	0	0	0	0	0.00	0:00	0:00	0	0:00

#### Goalkeeping Statistics

No.	Name	Gen	GPT	GKD	GPI	MIP	MIP%	GA	SVS	SOG	SVS%	GAA	SO	W	L
30	WATSON Corbin	M	5	5	1	45:00	20.00	0	2	2	100.00	0.00	1	1	0
54	KINGSMILL Adam	M	5	5	4	180:00	80.00	3	51	54	94.44	0.75	1	4	0

Legend:					
<b>+/-</b>	Plus/minus net	<b>A</b>	Assists	<b>AT/S</b>	Average time per shift
<b>D</b>	Defence	<b>F</b>	Forward	<b>G</b>	Goals
<b>GA</b>	Goals against	<b>GAA</b>	Goals against as average per 45 minutes	<b>Gen</b>	Gender
<b>GK</b>	Goalkeeper	<b>GKD</b>	Goalkeeper dressed	<b>GP</b>	Number of games played
<b>GPI</b>	Games played in	<b>GPT</b>	Number of games played by team	<b>GWG</b>	Game winning goals
<b>L</b>	Number of games lost	<b>M</b>	Male	<b>MIP</b>	Minutes and seconds played
<b>MIP%</b>	MIP as percentage	<b>M/G</b>	Minutes per game	<b>No.</b>	Jersey number
<b>PIM</b>	Penalties in minutes	<b>Pos.</b>	Position on team	<b>PPG</b>	Power play goals
<b>PTS</b>	Points	<b>SG%</b>	Percentage of goals from total shots	<b>SHG</b>	Shorthanded goals
<b>SO</b>	Shutouts	<b>SOG</b>	Shots on goal	<b>SVS</b>	Saves
<b>SVS%</b>	SVS as percentage of total SOG	<b>TM</b>	Total minutes played	<b>TSh</b>	Total shifts played
<b>W</b>	Number of games won				



## Player Statistics by Team

As of SUN 12 MAY 2024

Including Game 19

### CHN - China

#### Playing Statistics

No.	Name	Gen	Pos.	GP	G	A	PTS	PIM	+/-	GWG	PPG	SHG	SOG	SG%	TM	M/G	TSh	AT/S
1	WANG Wei	M	GK	5	0	0	0	0		0	0	0	0	0.00				
3	LYU Zhi	M	D	4	0	2	2	2	0	0	0	0	1	0.00	0:00	0:00	0	0:00
7	XU Jin Qiang	M	D	4	1	3	4	2	+7	0	0	0	3	33.33	0:00	0:00	0	0:00
8	WANG Zhi Dong	M	F	5	3	1	4	4	+4	0	0	0	16	18.75	0:00	0:00	0	0:00
10	LI Zhen Yang	M	D	2	0	1	1	0	-2	0	0	0	1	0.00	0:00	0:00	0	0:00
12	CHE Hang	M	F	5	0	0	0	0	+2	0	0	0	5	0.00	0:00	0:00	0	0:00
15	SONG Xiao Dong	M	F	5	4	0	4	2	+3	0	0	0	8	50.00	0:00	0:00	0	0:00
17	SHEN Yi Feng	M	F	5	3	4	7	4	+7	1	1	0	21	14.29	0:00	0:00	0	0:00
18	WANG Ju Jiang	M	F	4	0	2	2	0	+2	0	0	0	3	0.00	0:00	0:00	0	0:00
19	ZHANG Zheng	M	D	5	0	5	5	2	+7	0	0	0	3	0.00	0:00	0:00	0	0:00
20	JI Yan Zhao	M	GK	5	0	0	0	0		0	0	0	0	0.00				
22	HU Guang Jian	M	D	4	1	1	2	33	0	0	0	0	3	33.33	0:00	0:00	0	0:00
23	CUI Yu Tao	M	D	4	0	0	0	6	+7	0	0	0	1	0.00	0:00	0:00	0	0:00
24	ZHU Zhan Fu	M	F	5	4	2	6	2	+6	0	1	0	5	80.00	0:00	0:00	0	0:00
28	TIAN Jin Tao	M	F	4	3	3	6	4	-2	1	1	0	12	25.00	0:00	0:00	0	0:00
30	QIU Dian Peng	M	F	5	1	1	2	0	+3	0	0	0	4	25.00	0:00	0:00	0	0:00
32	LI Hong Guan	M	F	4	3	4	7	0	+5	0	0	0	8	37.50	0:00	0:00	0	0:00

#### Goalkeeping Statistics

No.	Name	Gen	GPT	GKD	GPI	MIP	MIP%	GA	SVS	SOG	SVS%	GAA	SO	W	L
1	WANG Wei	M	5	5	2	89:07	40.00	12	35	47	74.47	6.06	0	0	2
20	JI Yan Zhao	M	5	5	3	133:40	60.00	3	20	23	86.96	1.01	2	2	1

#### Legend:

<b>+/-</b>	Plus/minus net	<b>A</b>	Assists	<b>AT/S</b>	Average time per shift
<b>D</b>	Defence	<b>F</b>	Forward	<b>G</b>	Goals
<b>GA</b>	Goals against	<b>GAA</b>	Goals against as average per 45 minutes	<b>Gen</b>	Gender
<b>GK</b>	Goalkeeper	<b>GKD</b>	Goalkeeper dressed	<b>GP</b>	Number of games played
<b>GPI</b>	Games played in	<b>GPT</b>	Number of games played by team	<b>GWG</b>	Game winning goals
<b>L</b>	Number of games lost	<b>M</b>	Male	<b>MIP</b>	Minutes and seconds played
<b>MIP%</b>	MIP as percentage	<b>M/G</b>	Minutes per game	<b>No.</b>	Jersey number
<b>PIM</b>	Penalties in minutes	<b>Pos.</b>	Position on team	<b>PPG</b>	Power play goals
<b>PTS</b>	Points	<b>SG%</b>	Percentage of goals from total shots	<b>SHG</b>	Shorthanded goals
<b>SO</b>	Shutouts	<b>SOG</b>	Shots on goal	<b>SVS</b>	Saves
<b>SVS%</b>	SVS as percentage of total SOG	<b>TM</b>	Total minutes played	<b>TSh</b>	Total shifts played
<b>W</b>	Number of games won				



## Player Statistics by Team

As of SUN 12 MAY 2024

Including Game 19

### CZE - Czechia

#### Playing Statistics

No.	Name	Gen	Pos.	GP	G	A	PTS	PIM	+/-	GWG	PPG	SHG	SOG	SG%	TM	M/G	TSh	AT/S
1	KUDELA Martin	M	GK	5	0	0	0	0		0	0	0	0	0.00				
6	VAPENKA Michal	M	GK	5	0	0	0	0		0	0	0	0	0.00				
11	WAGNER Karel	M	D	4	0	0	0	0	-1	0	0	0	0	0.00	0:00	0:00	0	0:00
12	ZIZLAVSKY Martin	M	F	5	2	2	4	2	+1	1	0	0	12	16.67	0:00	0:00	0	0:00
15	ZELINKA Radek	M	D	5	0	3	3	6	+2	0	0	0	8	0.00	0:00	0:00	0	0:00
18	NOVOTNY Miroslav	M	F	5	0	0	0	2	0	0	0	0	2	0.00	0:00	0:00	0	0:00
19	OHAR Alex	M	F	5	2	0	2	0	+1	1	0	0	8	25.00	0:00	0:00	0	0:00
27	VRUBEL David	M	D	1	0	0	0	0	0	0	0	0	0	0.00	0:00	0:00	0	0:00
29	KUBES Pavel	M	D	5	1	3	4	0	0	1	0	0	7	14.29	0:00	0:00	0	0:00
33	HECKO Vaclav	M	F	5	3	3	6	4	+1	0	2	0	8	37.50	0:00	0:00	0	0:00
55	VESELY Filip	M	F	5	4	2	6	4	+4	0	1	0	16	25.00	0:00	0:00	0	0:00
67	DOLEZAL Pavel	M	D	5	1	2	3	0	+4	0	0	0	4	25.00	0:00	0:00	0	0:00
74	GEIER Michal	M	F	5	0	1	1	0	+3	0	0	0	6	0.00	0:00	0:00	0	0:00
77	PALAT David	M	F	4	0	0	0	0	0	0	0	0	3	0.00	0:00	0:00	0	0:00
80	KAPKO Lukas	M	F	1	0	0	0	0	0	0	0	0	0	0.00	0:00	0:00	0	0:00
82	HABL Zdenek	M	F	5	1	1	2	4	+2	0	0	0	6	16.67	0:00	0:00	0	0:00
92	SEDLACEK Patrik	M	F	5	0	0	0	0	-1	0	0	0	1	0.00	0:00	0:00	0	0:00

#### Goalkeeping Statistics

No.	Name	Gen	GPT	GKD	GPI	MIP	MIP%	GA	SVS	SOG	SVS%	GAA	SO	W	L
1	KUDELA Martin	M	5	5	5	224:27	100.00	10	52	62	83.87	2.00	1	3	2
6	VAPENKA Michal	M	5	5	0	00:00	0.00	0	0	0	0.00	0.00	0	0	0

#### Legend:

<b>+/-</b>	Plus/minus net	<b>A</b>	Assists	<b>AT/S</b>	Average time per shift
<b>D</b>	Defence	<b>F</b>	Forward	<b>G</b>	Goals
<b>GA</b>	Goals against	<b>GAA</b>	Goals against as average per 45 minutes	<b>Gen</b>	Gender
<b>GK</b>	Goalkeeper	<b>GKD</b>	Goalkeeper dressed	<b>GP</b>	Number of games played
<b>GPI</b>	Games played in	<b>GPT</b>	Number of games played by team	<b>GWG</b>	Game winning goals
<b>L</b>	Number of games lost	<b>M</b>	Male	<b>MIP</b>	Minutes and seconds played
<b>MIP%</b>	MIP as percentage	<b>M/G</b>	Minutes per game	<b>No.</b>	Jersey number
<b>PIM</b>	Penalties in minutes	<b>Pos.</b>	Position on team	<b>PPG</b>	Power play goals
<b>PTS</b>	Points	<b>SG%</b>	Percentage of goals from total shots	<b>SHG</b>	Shorthanded goals
<b>SO</b>	Shutouts	<b>SOG</b>	Shots on goal	<b>SVS</b>	Saves
<b>SVS%</b>	SVS as percentage of total SOG	<b>TM</b>	Total minutes played	<b>TSh</b>	Total shifts played
<b>W</b>	Number of games won				



## Player Statistics by Team

As of SAT 11 MAY 2024

Including Game 17

### ITA - Italy

#### Playing Statistics

No.	Name	Gen	Pos.	GP	G	A	PTS	PIM	+/-	GWG	PPG	SHG	SOG	SG%	TM	M/G	TSh	AT/S
1	STILLITANO Santino	M	GK	5	0	0	0	0		0	0	0	0	0.00				
2	ENDERLE Alex	M	D	5	0	0	0	2	-5	0	0	0	6	0.00	0:00	0:00	0	0:00
3	ROSA Gianluigi	M	F	5	1	2	3	8	-3	0	1	0	21	4.76	0:00	0:00	0	0:00
4	REMOTTI MARNINI Matteo	M	F	5	0	1	1	2	0	0	0	0	7	0.00	0:00	0:00	0	0:00
6	CAVALIERE Gian Luca	M	D	5	0	0	0	4	-5	0	0	0	2	0.00	0:00	0:00	0	0:00
8	RADICE Roberto	M	F	4	0	0	0	0	-2	0	0	0	4	0.00	0:00	0:00	0	0:00
10	KAFMANN Stephan	M	F	5	0	1	1	2	-10	0	0	0	6	0.00	0:00	0:00	0	0:00
11	LARCH Nils	M	F	5	1	0	1	2	-7	0	1	0	1	100.00	0:00	0:00	0	0:00
18	MACRI Andrea	M	D	5	0	0	0	2	-6	0	0	0	10	0.00	0:00	0:00	0	0:00
25	TORELLA Francesco	M	F	5	0	0	0	0	-1	0	0	0	1	0.00	0:00	0:00	0	0:00
26	ANTOCHI Eusebiu	M	D	5	0	0	0	6	-2	0	0	0	4	0.00	0:00	0:00	0	0:00
27	ANDREONI Alessandro	M	F	4	0	0	0	0	-6	0	0	0	4	0.00	0:00	0:00	0	0:00
62	DEPAOLI Christoph	M	F	5	2	1	3	2	-2	1	0	0	10	20.00	0:00	0:00	0	0:00
77	LANZA Gabriele	M	F	5	0	0	0	0	0	0	0	0	0	0.00	0:00	0:00	0	0:00
82	KASSLATTER Julian	M	GK	5	0	0	0	0		0	0	0	0	0.00				

#### Goalkeeping Statistics

No.	Name	Gen	GPT	GKD	GPI	MIP	MIP%	GA	SVS	SOG	SVS%	GAA	SO	W	L
1	STILLITANO Santino	M	5	5	4	147:50	64.89	9	51	60	85.00	2.74	1	1	2
82	KASSLATTER Julian	M	5	5	2	80:00	35.11	8	31	39	79.49	4.50	0	0	1

#### Legend:

<b>+/-</b>	Plus/minus net	<b>A</b>	Assists	<b>AT/S</b>	Average time per shift
<b>D</b>	Defence	<b>F</b>	Forward	<b>G</b>	Goals
<b>GA</b>	Goals against	<b>GAA</b>	Goals against as average per 45 minutes	<b>Gen</b>	Gender
<b>GK</b>	Goalkeeper	<b>GKD</b>	Goalkeeper dressed	<b>GP</b>	Number of games played
<b>GPI</b>	Games played in	<b>GPT</b>	Number of games played by team	<b>GWG</b>	Game winning goals
<b>L</b>	Number of games lost	<b>M</b>	Male	<b>MIP</b>	Minutes and seconds played
<b>MIP%</b>	MIP as percentage	<b>M/G</b>	Minutes per game	<b>No.</b>	Jersey number
<b>PIM</b>	Penalties in minutes	<b>Pos.</b>	Position on team	<b>PPG</b>	Power play goals
<b>PTS</b>	Points	<b>SG%</b>	Percentage of goals from total shots	<b>SHG</b>	Shorthanded goals
<b>SO</b>	Shutouts	<b>SOG</b>	Shots on goal	<b>SVS</b>	Saves
<b>SVS%</b>	SVS as percentage of total SOG	<b>TM</b>	Total minutes played	<b>TSh</b>	Total shifts played
<b>W</b>	Number of games won				





### Player Statistics by Team

As of SAT 11 MAY 2024

Including Game 17

### JPN - Japan

#### Playing Statistics

No.	Name	Gen	Pos.	GP	G	A	PTS	PIM	+/-	GWG	PPG	SHG	SOG	SG%	TM	M/G	TSh	AT/S
1	KANEKO Mikio	M	F	5	0	0	0	0	-1	0	0	0	0	0.00	0:00	0:00	0	0:00
5	NIITSU Kazuyoshi	M	F	5	0	0	0	2	-12	0	0	0	2	0.00	0:00	0:00	0	0:00
8	ISHIKAWA Yudai	M	D	5	0	0	0	2	-12	0	0	0	3	0.00	0:00	0:00	0	0:00
9	MICHITATSU Gaku	M	F	0	0	0	0	0	0	0	0	0	0	0.00	0:00	0:00	0	0:00
10	ITO Itsuki	M	F	5	0	1	1	4	-15	0	0	0	11	0.00	0:00	0:00	0	0:00
11	NASU Norihiko	M	D	5	0	0	0	0	-5	0	0	0	2	0.00	0:00	0:00	0	0:00
17	MORISAKI Amu	M	F	5	0	0	0	2	-8	0	0	0	0	0.00	0:00	0:00	0	0:00
19	HORIE Wataru	M	GK	5	0	0	0	0		0	0	0	0	0.00				
23	UKAI Shosei	M	F	5	0	0	0	2	-7	0	0	0	1	0.00	0:00	0:00	0	0:00
24	SUDO Satoru	M	D	5	0	0	0	2	-13	0	0	0	3	0.00	0:00	0:00	0	0:00
25	MISAWA Eiji	M	D	5	0	0	0	2	-18	0	0	0	1	0.00	0:00	0:00	0	0:00
32	UEHARA Daisuke	M	F	5	0	1	1	2	-15	0	0	0	8	0.00	0:00	0:00	0	0:00
38	OKABE Manabu	M	GK	5	0	0	0	0		0	0	0	0	0.00				
40	SHIOYA Yoshihiro	M	F	5	0	0	0	0	0	0	0	0	0	0.00	0:00	0:00	0	0:00
58	NAKAMURA Shunsuke	M	F	5	0	0	0	0	-1	0	0	0	0	0.00	0:00	0:00	0	0:00
96	KUMAGAI Masaharu	M	F	5	2	0	2	8	-15	0	0	1	17	11.76	0:00	0:00	0	0:00

#### Goalkeeping Statistics

No.	Name	Gen	GPT	GKD	GPI	MIP	MIP%	GA	SVS	SOG	SVS%	GAA	SO	W	L
19	HORIE Wataru	M	5	5	5	214:50	93.47	29	109	138	78.99	6.07	0	0	4
38	OKABE Manabu	M	5	5	1	15:00	6.53	1	8	9	88.89	3.00	0	0	0

Legend:			
<b>+/-</b>	Plus/minus net	<b>A</b>	Assists
<b>D</b>	Defence	<b>F</b>	Forward
<b>GA</b>	Goals against	<b>GAA</b>	Goals against as average per 45 minutes
<b>GK</b>	Goalkeeper	<b>GKD</b>	Goalkeeper dressed
<b>GPI</b>	Games played in	<b>GPT</b>	Number of games played by team
<b>L</b>	Number of games lost	<b>M</b>	Male
<b>MIP%</b>	MIP as percentage	<b>M/G</b>	Minutes per game
<b>PIM</b>	Penalties in minutes	<b>Pos.</b>	Position on team
<b>PTS</b>	Points	<b>SG%</b>	Percentage of goals from total shots
<b>SO</b>	Shutouts	<b>SOG</b>	Shots on goal
<b>SVS%</b>	SVS as percentage of total SOG	<b>TM</b>	Total minutes played
<b>W</b>	Number of games won	<b>AT/S</b>	Average time per shift
		<b>G</b>	Goals
		<b>Gen</b>	Gender
		<b>GP</b>	Number of games played
		<b>GWG</b>	Game winning goals
		<b>MIP</b>	Minutes and seconds played
		<b>No.</b>	Jersey number
		<b>PPG</b>	Power play goals
		<b>SHG</b>	Shorthanded goals
		<b>SVS</b>	Saves
		<b>TSh</b>	Total shifts played



### Player Statistics by Team

As of SAT 11 MAY 2024

Including Game 18

#### KOR - Korea

#### Playing Statistics

No.	Name	Gen	Pos.	GP	G	A	PTS	PIM	+/-	GWG	PPG	SHG	SOG	SG%	TM	M/G	TSh	AT/S
2	PARK Seok	M	F	5	0	0	0	0	-2	0	0	0	0	0.00	0:00	0:00	0	0:00
3	RYU Jee Hyun	M	F	5	0	0	0	4	-9	0	0	0	5	0.00	0:00	0:00	0	0:00
4	OH Seok	M	D	5	0	0	0	4	-5	0	0	0	2	0.00	0:00	0:00	0	0:00
8	CHOI Kwang Hyouk	M	D	5	0	2	2	0	-5	0	0	0	5	0.00	0:00	0:00	0	0:00
9	CHOI Si Woo	M	F	2	0	1	1	25	-4	0	0	0	2	0.00	0:00	0:00	0	0:00
11	SONG Yeha	M	D	5	0	0	0	2	-6	0	0	0	0	0.00	0:00	0:00	0	0:00
12	KIM Young Sung	M	D	5	1	1	2	6	+3	0	0	0	7	14.29	0:00	0:00	0	0:00
13	YU Inchul	M	D	5	1	0	1	2	-8	0	0	0	6	16.67	0:00	0:00	0	0:00
14	JUNG Seung Hwan	M	F	5	4	4	8	0	-3	1	0	0	16	25.00	0:00	0:00	0	0:00
20	JANG Dong Shin	M	D	5	2	0	2	6	-7	1	0	0	10	20.00	0:00	0:00	0	0:00
24	KIM Inkyum	M	F	5	0	0	0	0	-3	0	0	0	0	0.00	0:00	0:00	0	0:00
27	CHO Byeong Seok	M	F	5	1	1	2	2	-6	0	1	0	8	12.50	0:00	0:00	0	0:00
39	CHOI Hyuk Jun	M	GK	5	0	0	0	0		0	0	0	0	0.00				
55	JANG Jong Ho	M	F	5	1	0	1	2	-5	0	0	0	7	14.29	0:00	0:00	0	0:00
82	BONG Daehan	M	GK	5	0	0	0	0		0	0	0	0	0.00				

#### Goalkeeping Statistics

No.	Name	Gen	GPT	GKD	GPI	MIP	MIP%	GA	SVS	SOG	SVS%	GAA	SO	W	L
39	CHOI Hyuk Jun	M	5	5	4	150:38	67.41	10	51	61	83.61	2.99	0	2	2
82	BONG Daehan	M	5	5	2	72:50	32.59	17	19	36	52.78	10.50	0	0	1

Legend:					
<b>+/-</b>	Plus/minus net	<b>A</b>	Assists	<b>AT/S</b>	Average time per shift
<b>D</b>	Defence	<b>F</b>	Forward	<b>G</b>	Goals
<b>GA</b>	Goals against	<b>GAA</b>	Goals against as average per 45 minutes	<b>Gen</b>	Gender
<b>GK</b>	Goalkeeper	<b>GKD</b>	Goalkeeper dressed	<b>GP</b>	Number of games played
<b>GPI</b>	Games played in	<b>GPT</b>	Number of games played by team	<b>GWG</b>	Game winning goals
<b>L</b>	Number of games lost	<b>M</b>	Male	<b>MIP</b>	Minutes and seconds played
<b>MIP%</b>	MIP as percentage	<b>M/G</b>	Minutes per game	<b>No.</b>	Jersey number
<b>PIM</b>	Penalties in minutes	<b>Pos.</b>	Position on team	<b>PPG</b>	Power play goals
<b>PTS</b>	Points	<b>SG%</b>	Percentage of goals from total shots	<b>SHG</b>	Shorthanded goals
<b>SO</b>	Shutouts	<b>SOG</b>	Shots on goal	<b>SVS</b>	Saves
<b>SVS%</b>	SVS as percentage of total SOG	<b>TM</b>	Total minutes played	<b>TSh</b>	Total shifts played
<b>W</b>	Number of games won				



## Player Statistics by Team

As of SAT 11 MAY 2024

Including Game 18

### SVK - Slovakia

#### Playing Statistics

No.	Name	Gen	Pos.	GP	G	A	PTS	PIM	+/-	GWG	PPG	SHG	SOG	SG%	TM	M/G	TSh	AT/S
7	STASAK Miroslav	M	F	5	1	0	1	2	-15	1	1	0	4	25.00	0:00	0:00	0	0:00
11	LIGDA Marian	M	F	5	0	3	3	4	-14	0	0	0	2	0.00	0:00	0:00	0	0:00
18	LEPACEK Eduard	M	GK	5	0	0	0	0		0	0	0	0	0.00				
21	PASTUCHA Miroslav	M	GK	5	0	0	0	0		0	0	0	0	0.00				
25	JOPPA Martin	M	F	2	5	1	6	0	+2	1	1	0	12	41.67	0:00	0:00	0	0:00
30	FOJTIK Erik	M	D	5	0	2	2	6	-14	0	0	0	4	0.00	0:00	0:00	0	0:00
33	HLINKA Michal	M	D	5	0	0	0	2	-11	0	0	0	2	0.00	0:00	0:00	0	0:00
44	TURIC Robert	M	F	5	1	0	1	2	-7	0	0	0	2	50.00	0:00	0:00	0	0:00
45	VECEREK Milos	M	F	5	0	2	2	8	-14	0	0	0	15	0.00	0:00	0:00	0	0:00
66	FERENCIK Slavomir	M	D	5	0	0	0	0	-14	0	0	0	5	0.00	0:00	0:00	0	0:00
98	KORMAN David	M	F	5	0	1	1	0	-14	0	0	0	4	0.00	0:00	0:00	0	0:00

#### Goalkeeping Statistics

No.	Name	Gen	GPT	GKD	GPI	MIP	MIP%	GA	SVS	SOG	SVS%	GAA	SO	W	L
18	LEPACEK Eduard	M	5	5	5	219:25	97.95	22	84	106	79.25	4.51	0	2	3
21	PASTUCHA Miroslav	M	5	5	1	04:36	2.05	3	0	3	0.00	29.35	0	0	0

#### Legend:

<b>+/-</b>	Plus/minus net	<b>A</b>	Assists	<b>AT/S</b>	Average time per shift
<b>D</b>	Defence	<b>F</b>	Forward	<b>G</b>	Goals
<b>GA</b>	Goals against	<b>GAA</b>	Goals against as average per 45 minutes	<b>Gen</b>	Gender
<b>GK</b>	Goalkeeper	<b>GKD</b>	Goalkeeper dressed	<b>GP</b>	Number of games played
<b>GPI</b>	Games played in	<b>GPT</b>	Number of games played by team	<b>GWG</b>	Game winning goals
<b>L</b>	Number of games lost	<b>M</b>	Male	<b>MIP</b>	Minutes and seconds played
<b>MIP%</b>	MIP as percentage	<b>M/G</b>	Minutes per game	<b>No.</b>	Jersey number
<b>PIM</b>	Penalties in minutes	<b>Pos.</b>	Position on team	<b>PPG</b>	Power play goals
<b>PTS</b>	Points	<b>SG%</b>	Percentage of goals from total shots	<b>SHG</b>	Shorthanded goals
<b>SO</b>	Shutouts	<b>SOG</b>	Shots on goal	<b>SVS</b>	Saves
<b>SVS%</b>	SVS as percentage of total SOG	<b>TM</b>	Total minutes played	<b>TSh</b>	Total shifts played
<b>W</b>	Number of games won				



### Player Statistics by Team

As of SUN 12 MAY 2024

Including Game 20

### USA - United States

#### Playing Statistics

No.	Name	Gen	Pos.	GP	G	A	PTS	PIM	+/-	GWG	PPG	SHG	SOG	SG%	TM	M/G	TSh	AT/S
4	ROYBAL Brody	M	F	5	1	4	5	4	+5	0	0	0	13	7.69	0:00	0:00	0	0:00
8	WALLACE Jack	M	D	3	1	7	8	0	+15	0	0	0	8	12.50	0:00	0:00	0	0:00
9	DODSON Travis	M	F	5	2	2	4	0	+5	0	0	0	5	40.00	0:00	0:00	0	0:00
10	BOLTON Brett	M	D	3	0	1	1	0	+3	0	0	0	1	0.00	0:00	0:00	0	0:00
14	MUSSELMAN Benjamin	M	F	5	2	0	2	6	+4	0	0	0	7	28.57	0:00	0:00	0	0:00
16	FARMER Declan	M	F	5	11	9	20	0	+16	1	2	0	26	42.31	0:00	0:00	0	0:00
17	DOUGLAS Christopher	M	D	4	4	0	4	0	+6	0	1	0	13	30.77	0:00	0:00	0	0:00
18	NICHOLS Evan	M	F	5	1	6	7	4	+13	0	0	0	10	10.00	0:00	0:00	0	0:00
19	JONES Malik	M	F	5	5	6	11	2	+15	1	0	0	11	45.45	0:00	0:00	0	0:00
22	GROVE Noah	M	D	5	1	2	3	0	+7	0	1	0	8	12.50	0:00	0:00	0	0:00
24	MISIEWICZ Joshua	M	F	5	2	3	5	2	+6	1	2	0	5	40.00	0:00	0:00	0	0:00
27	PAULS Josh	M	D	5	1	9	10	0	+16	0	1	0	5	20.00	0:00	0:00	0	0:00
29	LAMARRE Griffin	M	GK	5	0	0	0	0		0	0	0	0	0.00				
32	LEE Jen	M	GK	5	0	0	0	0		0	0	0	0	0.00				
37	EUSTACE David	M	F	5	2	1	3	0	+6	1	0	0	10	20.00	0:00	0:00	0	0:00
88	McKEE Kevin	M	F	5	2	1	3	0	+6	0	0	0	6	33.33	0:00	0:00	0	0:00

#### Goalkeeping Statistics

No.	Name	Gen	GPT	GKD	GPI	MIP	MIP%	GA	SVS	SOG	SVS%	GAA	SO	W	L
29	LAMARRE Griffin	M	5	5	3	120:00	53.70	1	10	11	90.91	0.38	1	2	0
32	LEE Jen	M	5	5	3	103:28	46.30	2	10	12	83.33	0.87	1	2	1

#### Legend:

<b>+/-</b> Plus/minus net	<b>A</b> Assists	<b>AT/S</b> Average time per shift
<b>D</b> Defence	<b>F</b> Forward	<b>G</b> Goals
<b>GA</b> Goals against	<b>GAA</b> Goals against as average per 45 minutes	<b>Gen</b> Gender
<b>GK</b> Goalkeeper	<b>GKD</b> Goalkeeper dressed	<b>GP</b> Number of games played
<b>GPI</b> Games played in	<b>GPT</b> Number of games played by team	<b>GWG</b> Game winning goals
<b>L</b> Number of games lost	<b>M</b> Male	<b>MIP</b> Minutes and seconds played
<b>MIP%</b> MIP as percentage	<b>M/G</b> Minutes per game	<b>No.</b> Jersey number
<b>PIM</b> Penalties in minutes	<b>Pos.</b> Position on team	<b>PPG</b> Power play goals
<b>PTS</b> Points	<b>SG%</b> Percentage of goals from total shots	<b>SHG</b> Shorthanded goals
<b>SO</b> Shutouts	<b>SOG</b> Shots on goal	<b>SVS</b> Saves
<b>SVS%</b> SVS as percentage of total SOG	<b>TM</b> Total minutes played	<b>TSh</b> Total shifts played
<b>W</b> Number of games won		

**Goalkeepers**

As of SUN 12 MAY 2024

Including Game 20

(Ranked by highest SVS% / lowest GAA / highest GPI)

Rank	Name	Gender	No.	Team	GKD	GPI	MIP	MIP%	SOG	GA	SVS	SVS%	GAA	PPGA	SHGA	SO
1	KINGSMILL Adam	M	54	CAN	5	4	180:00	80.00	54	3	51	<b>94.44</b>	0.75	1	0	1
2	LAMARRE Griffin	M	29	USA	5	3	120:00	53.70	11	1	10	<b>90.91</b>	0.38	0	0	1
3	JI Yan Zhao	M	20	CHN	5	3	133:40	60.00	23	3	20	<b>86.96</b>	1.01	1	0	2
4	STILLITANO Santino	M	1	ITA	5	4	147:50	64.89	60	9	51	<b>85.00</b>	2.74	2	0	1
5	KUDELA Martin	M	1	CZE	5	5	224:27	100.00	62	10	52	<b>83.87</b>	2.00	3	0	1
6	CHOI Hyuk Jun	M	39	KOR	5	4	150:38	67.41	61	10	51	<b>83.61</b>	2.99	2	0	0
7	LEE Jen	M	32	USA	5	3	103:28	46.30	12	2	10	<b>83.33</b>	0.87	0	0	1
8	LEPACEK Eduard	M	18	SVK	5	5	219:25	97.95	106	22	84	<b>79.25</b>	4.51	2	0	0
9	HORIE Wataru	M	19	JPN	5	5	214:50	93.47	138	29	109	<b>78.99</b>	6.07	4	0	0
10	WANG Wei	M	1	CHN	5	2	89:07	40.00	47	12	35	<b>74.47</b>	6.06	4	0	0

(Goalkeepers with less than 40% of their team's total minutes (MIP% less 40))

Name	Gender	No.	Team	GKD	GPI	MIP	MIP%	SOG	GA	SVS	SVS%	GAA	PPGA	SHGA	SO
WATSON Corbin	M	30	CAN	5	1	45:00	20.00	2	0	2	<b>100.00</b>	0.00	0	0	1
OKABE Manabu	M	38	JPN	5	1	15:00	6.53	9	1	8	<b>88.89</b>	3.00	0	0	0
KASSLATTER Julian	M	82	ITA	5	2	80:00	35.11	39	8	31	<b>79.49</b>	4.50	3	1	0
BONG Daehan	M	82	KOR	5	2	72:50	32.59	36	17	19	<b>52.78</b>	10.50	2	0	0
PASTUCHA Miroslav	M	21	SVK	5	1	04:36	2.05	3	3	0	<b>0.00</b>	29.35	0	0	0

**Legend:****GA** Goals against**GPI** Games played in**MIP%** MIP as percentage**SHGA** Shorthanded goals against**SVS** Saves**GAA** Goals against as average per 45 minutes**M** Male**No.** Jersey number**SO** Shutouts (no GA in a game)**SVS%** SVS as percentage of total SOG**GKD** Goalkeeper dressed**MIP** Minutes and seconds played**PPGA** Power play goals against**SOG** Shots on goal (G+SSG)



## Scoring Leaders

As of SUN 12 MAY 2024  
Including Game 20

(Ranked by highest PTS/ highest G/ lowest GP)

Rank	Name	Gender	No.	Team	Pos.	GP	G	A	PTS	PIM	+/-
1	FARMER Declan	M	16	USA	F	5	11	9	<b>20</b>	0	+16
2	McGREGOR Tyler	M	8	CAN	F	5	9	9	<b>18</b>	2	+18
3	COZZOLINO Dominic	M	19	CAN	F	5	7	10	<b>17</b>	4	+16
4	HICKEY Liam	M	23	CAN	D	5	6	11	<b>17</b>	4	+16
5	JONES Malik	M	19	USA	F	5	5	6	<b>11</b>	2	+15
6	PAULS Josh	M	27	USA	D	5	1	9	<b>10</b>	0	+16
7	JUNG Seung Hwan	M	14	KOR	F	5	4	4	<b>8</b>	0	-3
8	WALLACE Jack	M	8	USA	D	3	1	7	<b>8</b>	0	+15
9	LI Hong Guan	M	32	CHN	F	4	3	4	<b>7</b>	0	+5
10	SHEN Yi Feng	M	17	CHN	F	5	3	4	<b>7</b>	4	+7
11	NICHOLS Evan	M	18	USA	F	5	1	6	<b>7</b>	4	+13
12	JOPPA Martin	M	25	SVK	F	2	5	1	<b>6</b>	0	+2
13	VESELY Filip	M	55	CZE	F	5	4	2	<b>6</b>	4	+4
13	ZHU Zhan Fu	M	24	CHN	F	5	4	2	<b>6</b>	2	+6
15	TIAN Jin Tao	M	28	CHN	F	4	3	3	<b>6</b>	4	-2
16	DIXON Adam	M	11	CAN	F	5	3	3	<b>6</b>	0	+7
16	DUNN James	M	4	CAN	F	5	3	3	<b>6</b>	0	+6
16	HECKO Vaclav	M	33	CZE	F	5	3	3	<b>6</b>	4	+1
19	SMITH Corbyn	M	9	CAN	F	5	2	4	<b>6</b>	0	+7
20	HENRY Tyrone	M	5	CAN	D	5	0	6	<b>6</b>	0	+14
21	JACOBS-WEBB Anton	M	26	CAN	F	5	3	2	<b>5</b>	4	+7
22	MISIEWICZ Joshua	M	24	USA	F	5	2	3	<b>5</b>	2	+6
23	LAVIN Zach	M	7	CAN	D	5	1	4	<b>5</b>	2	+15
23	ROYBAL Brody	M	4	USA	F	5	1	4	<b>5</b>	4	+5
25	ZHANG Zheng	M	19	CHN	D	5	0	5	<b>5</b>	2	+7
26	DOUGLAS Christopher	M	17	USA	D	4	4	0	<b>4</b>	0	+6
27	SONG Xiao Dong	M	15	CHN	F	5	4	0	<b>4</b>	2	+3
28	WANG Zhi Dong	M	8	CHN	F	5	3	1	<b>4</b>	4	+4
29	DODSON Travis	M	9	USA	F	5	2	2	<b>4</b>	0	+5
29	ZIZLAVSKY Martin	M	12	CZE	F	5	2	2	<b>4</b>	2	+1

**Legend:**

**+/-** Plus/minus net  
**F** Forward  
**M** Male  
**Pos.** Position

**A** Assists  
**G** Goals  
**No.** Jersey number  
**PTS** Points

**D** Defence  
**GP** Number of games played  
**PIM** Penalties in minutes





## Assist Leaders

As of SUN 12 MAY 2024  
Including Game 20

(Ranked by highest A/ lowest GP)

Rank	Name	Gender	No.	Team	Pos.	GP	A	+/-
1	HICKEY Liam	M	23	CAN	D	5	11	+16
2	COZZOLINO Dominic	M	19	CAN	F	5	10	+16
3	FARMER Declan	M	16	USA	F	5	9	+16
3	McGREGOR Tyler	M	8	CAN	F	5	9	+18
3	PAULS Josh	M	27	USA	D	5	9	+16
6	WALLACE Jack	M	8	USA	D	3	7	+15
7	HENRY Tyrone	M	5	CAN	D	5	6	+14
7	JONES Malik	M	19	USA	F	5	6	+15
7	NICHOLS Evan	M	18	USA	F	5	6	+13
10	ZHANG Zheng	M	19	CHN	D	5	5	+7
11	LI Hong Guan	M	32	CHN	F	4	4	+5
12	JUNG Seung Hwan	M	14	KOR	F	5	4	-3
12	LAVIN Zach	M	7	CAN	D	5	4	+15
12	ROYBAL Brody	M	4	USA	F	5	4	+5
12	SHEN Yi Feng	M	17	CHN	F	5	4	+7
12	SMITH Corbyn	M	9	CAN	F	5	4	+7
17	TIAN Jin Tao	M	28	CHN	F	4	3	-2
17	XU Jin Qiang	M	7	CHN	D	4	3	+7
19	ARMSTRONG Rob	M	61	CAN	D	5	3	+13
19	BOILY Vincent	M	13	CAN	F	5	3	+5
19	DIXON Adam	M	11	CAN	F	5	3	+7
19	DUNN James	M	4	CAN	F	5	3	+6
19	HALBERT Auren	M	92	CAN	D	5	3	+16
19	HECKO Vaclav	M	33	CZE	F	5	3	+1
19	KUBES Pavel	M	29	CZE	D	5	3	0
19	LIGDA Marian	M	11	SVK	F	5	3	-14
19	MISIEWICZ Joshua	M	24	USA	F	5	3	+6
19	ZELINKA Radek	M	15	CZE	D	5	3	+2
29	LYU Zhi	M	3	CHN	D	4	2	0
29	WANG Ju Jiang	M	18	CHN	F	4	2	+2

**Legend:**

+/- Plus/minus net  
GP Number of games played

A Assists  
M Male  
D Defence  
No. Jersey number

F Forward  
Pos. Position





## Defencemen Scoring Leaders

As of SUN 12 MAY 2024

Including Game 20

(Ranked by highest PTS / highest G / lowest GP)

Rank	Name	Gender	No.	Team	GP	G	A	PTS	PIM	+/-
1	HICKEY Liam	M	23	CAN	5	6	11	17	4	+16
2	PAULS Josh	M	27	USA	5	1	9	10	0	+16
3	WALLACE Jack	M	8	USA	3	1	7	8	0	+15
4	HENRY Tyrone	M	5	CAN	5	0	6	6	0	+14
5	LAVIN Zach	M	7	CAN	5	1	4	5	2	+15
6	ZHANG Zheng	M	19	CHN	5	0	5	5	2	+7
7	DOUGLAS Christopher	M	17	USA	4	4	0	4	0	+6
8	XU Jin Qiang	M	7	CHN	4	1	3	4	2	+7
9	HALBERT Auren	M	92	CAN	5	1	3	4	4	+16
9	KUBES Pavel	M	29	CZE	5	1	3	4	0	0
11	KOVACEVICH Micah	M	29	CAN	5	2	1	3	0	+10
12	DOLEZAL Pavel	M	67	CZE	5	1	2	3	0	+4
12	GROVE Noah	M	22	USA	5	1	2	3	0	+7
14	ARMSTRONG Rob	M	61	CAN	5	0	3	3	0	+13
14	ZELINKA Radek	M	15	CZE	5	0	3	3	6	+2
16	JANG Dong Shin	M	20	KOR	5	2	0	2	6	-7
17	HU Guang Jian	M	22	CHN	4	1	1	2	33	0
18	KIM Young Sung	M	12	KOR	5	1	1	2	6	+3
19	LYU Zhi	M	3	CHN	4	0	2	2	2	0
20	CHOI Kwang Hyouk	M	8	KOR	5	0	2	2	0	-5
20	FOJTIK Erik	M	30	SVK	5	0	2	2	6	-14
22	YU Inchul	M	13	KOR	5	1	0	1	2	-8
23	LI Zhen Yang	M	10	CHN	2	0	1	1	0	-2
24	BOLTON Brett	M	10	USA	3	0	1	1	0	+3

## Legend:

**+/-** Plus/minus net  
**GP** Number of games played  
**PIM** Penalties in minutes

**A** Assists  
**M** Male  
**PTS** Points

**G** Goals  
**No.** Jersey number



## Face-off Leaders

As of SUN 12 MAY 2024  
Including Game 20

(Ranked by highest FO%)

Rank	Name	Gender	No.	Team	Pos.	GP	FO+	FO-	FO+/-	FO%
1	JACOBS-WEBB Anton	M	26	CAN	F	5	35	14	21	<b>71.43</b>
2	MISIEWICZ Joshua	M	24	USA	F	5	16	7	9	<b>69.57</b>
3	DIXON Adam	M	11	CAN	F	5	31	16	15	<b>65.96</b>
4	JANG Jong Ho	M	55	KOR	F	5	72	38	34	<b>65.45</b>
5	FARMER Declan	M	16	USA	F	5	59	32	27	<b>64.84</b>
6	WANG Zhi Dong	M	8	CHN	F	5	65	40	25	<b>61.90</b>
7	COZZOLINO Dominic	M	19	CAN	F	5	61	39	22	<b>61.00</b>
8	CHO Byeong Seok	M	27	KOR	F	5	58	53	5	<b>52.25</b>
9	LARCH Nils	M	11	ITA	F	5	51	47	4	<b>52.04</b>
10	DEPAOLI Christoph	M	62	ITA	F	5	10	10	0	<b>50.00</b>
11	ITO Itsuki	M	10	JPN	F	5	61	70	-9	<b>46.56</b>
12	HABL Zdenek	M	82	CZE	F	5	24	28	-4	<b>46.15</b>
13	EUSTACE David	M	37	USA	F	5	17	20	-3	<b>45.95</b>
14	SONG Xiao Dong	M	15	CHN	F	5	38	45	-7	<b>45.78</b>
14	STASAK Miroslav	M	7	SVK	F	5	38	45	-7	<b>45.78</b>
16	ZIZLAVSKY Martin	M	12	CZE	F	5	36	48	-12	<b>42.86</b>
17	LIGDA Marian	M	11	SVK	F	5	36	50	-14	<b>41.86</b>
18	UKAI Shosei	M	23	JPN	F	5	16	23	-7	<b>41.03</b>
19	ROSA Gianluigi	M	3	ITA	F	5	34	51	-17	<b>40.00</b>
20	JOPPA Martin	M	25	SVK	F	2	14	23	-9	<b>37.84</b>
21	SEDLACEK Patrik	M	92	CZE	F	5	16	32	-16	<b>33.33</b>
22	QIU Dian Peng	M	30	CHN	F	5	7	16	-9	<b>30.43</b>
23	McKEE Kevin	M	88	USA	F	5	8	21	-13	<b>27.59</b>

**Note:**  
Average of four face-offs per game played required for ranking.

**Legend:**

<b>F</b>	Forward	<b>FO+</b>	Face-offs won	<b>FO-</b>	Face-offs lost
<b>FO+/-</b>	Face-offs net	<b>FO%</b>	Face-offs won as percentage	<b>GP</b>	Number of games played
<b>M</b>	Male	<b>No.</b>	Jersey number	<b>Pos.</b>	Position



### Plus-Minus Leaders

As of SUN 12 MAY 2024

Including Game 20

(Ranked by highest +/- / highest + /lowest GP)

Rank	Name	Gender	No.	Team	Pos.	GP	+	-	+/-
1	McGREGOR Tyler	M	8	CAN	F	5	19	1	<b>+18</b>
2	FARMER Declan	M	16	USA	F	5	18	2	<b>+16</b>
2	PAULS Josh	M	27	USA	D	5	18	2	<b>+16</b>
4	HALBERT Auren	M	92	CAN	D	5	17	1	<b>+16</b>
4	HICKEY Liam	M	23	CAN	D	5	17	1	<b>+16</b>
6	COZZOLINO Dominic	M	19	CAN	F	5	16	0	<b>+16</b>
7	LAVIN Zach	M	7	CAN	D	5	17	2	<b>+15</b>
8	WALLACE Jack	M	8	USA	D	3	16	1	<b>+15</b>
9	JONES Malik	M	19	USA	F	5	16	1	<b>+15</b>
10	HENRY Tyrone	M	5	CAN	D	5	15	1	<b>+14</b>
11	NICHOLS Evan	M	18	USA	F	5	15	2	<b>+13</b>
12	ARMSTRONG Rob	M	61	CAN	D	5	13	0	<b>+13</b>
13	KOVACEVICH Micah	M	29	CAN	D	5	10	0	<b>+10</b>
14	SHEN Yi Feng	M	17	CHN	F	5	10	3	<b>+7</b>
14	ZHANG Zheng	M	19	CHN	D	5	10	3	<b>+7</b>
16	CUI Yu Tao	M	23	CHN	D	4	9	2	<b>+7</b>
17	XU Jin Qiang	M	7	CHN	D	4	8	1	<b>+7</b>
18	DIXON Adam	M	11	CAN	F	5	8	1	<b>+7</b>
18	GROVE Noah	M	22	USA	D	5	8	1	<b>+7</b>
18	JACOBS-WEBB Anton	M	26	CAN	F	5	8	1	<b>+7</b>
18	SMITH Corbyn	M	9	CAN	F	5	8	1	<b>+7</b>
22	ZHU Zhan Fu	M	24	CHN	F	5	9	3	<b>+6</b>
23	DOUGLAS Christopher	M	17	USA	D	4	8	2	<b>+6</b>
24	EUSTACE David	M	37	USA	F	5	7	1	<b>+6</b>
25	DUNN James	M	4	CAN	F	5	6	0	<b>+6</b>
25	McKEE Kevin	M	88	USA	F	5	6	0	<b>+6</b>
25	MISIEWICZ Joshua	M	24	USA	F	5	6	0	<b>+6</b>
28	LI Hong Guan	M	32	CHN	F	4	10	5	<b>+5</b>
29	BOILY Vincent	M	13	CAN	F	5	6	1	<b>+5</b>
29	DODSON Travis	M	9	USA	F	5	6	1	<b>+5</b>
29	ROYBAL Brody	M	4	USA	F	5	6	1	<b>+5</b>

<b>Legend:</b>					
<b>+</b>	Positive participation	<b>+/-</b>	Plus/minus net	<b>-</b>	Negative participation
<b>F</b>	Forward	<b>GP</b>	Number of games played	<b>M</b>	Male
<b>Pos.</b>	Position			<b>D</b>	Defence
				<b>No.</b>	Jersey number









## FINAL STANDING

As of MON 13 MAY 2024

### Standings

#### Preliminary Round Group A

Rank	Team	GP	W	OTW	OTL	L	PTS	GDF	GF : GA
1	USA	3	3	0	0	0	9	+31	31 : 0
2	CHN	3	2	0	0	1	6	+10	20 : 10
3	SVK	3	1	0	0	2	3	-18	4 : 22
4	KOR	3	0	0	0	3	0	-23	2 : 25

#### Preliminary Round Group B

Rank	Team	GP	W	OTW	OTL	L	PTS	GDF	GF : GA
1	CAN	3	3	0	0	0	9	+33	34 : 1
2	CZE	3	2	0	0	1	6	+4	10 : 6
3	JPN	3	0	1	0	2	2	-23	2 : 25
4	ITA	3	0	0	1	2	1	-14	2 : 16

#### Qualifying Round

Rank	Team	GP	W	OTW	OTL	L	PTS	GDF	GF : GA
1	KOR	2	2	0	0	0	6	+6	8 : 2
2	SVK	2	1	0	0	1	3	-1	3 : 4
3	ITA	2	1	0	0	1	3	0	2 : 2
4	JPN	2	0	0	0	2	0	-5	1 : 6

### Final Standing

1	CAN	Canada
2	USA	United States
3	CZE	Czechia
4	CHN	China
5	KOR	Korea
6	SVK	Slovakia
7	ITA	Italy
8	JPN	Japan

#### Note:

Rank within each group is based on points. For tie-break rules see 'Competition Format and Rules'.

#### Legend:

<b>GA</b>	Goals against	<b>GDF</b>	Goal difference	<b>GF</b>	Goals for	<b>GP</b>	Games played
<b>L</b>	Losses	<b>OTL</b>	Overtime loss	<b>OTW</b>	Overtime win	<b>PTS</b>	Points
<b>W</b>	Wins						