

**COMPETITION SCHEDULE**

As of MON 5 DEC 2022

Date	Start Time	Game	Location / Venue
TUE 6 DEC	14:30 GMT+7	* Round Robin, Game 1 AUT vs FRA	Bangkok / Thailand International Ice Hockey Arena
	19:00 GMT+7	* Round Robin, Game 2 GBR vs THA	Bangkok / Thailand International Ice Hockey Arena
WED 7 DEC	14:30 GMT+7	* Round Robin, Game 3 FRA vs GBR	Bangkok / Thailand International Ice Hockey Arena
	18:00 GMT+7	* Round Robin, Game 4 THA vs KAZ	Bangkok / Thailand International Ice Hockey Arena
THU 8 DEC	14:30 GMT+7	* Round Robin, Game 5 KAZ vs FRA	Bangkok / Thailand International Ice Hockey Arena
	18:00 GMT+7	* Round Robin, Game 6 GBR vs AUT	Bangkok / Thailand International Ice Hockey Arena
SAT 10 DEC	14:30 GMT+7	* Round Robin, Game 7 AUT vs KAZ	Bangkok / Thailand International Ice Hockey Arena
	18:00 GMT+7	* Round Robin, Game 8 FRA vs THA	Bangkok / Thailand International Ice Hockey Arena
SUN 11 DEC	14:30 GMT+7	* Round Robin, Game 9 KAZ vs GBR	Bangkok / Thailand International Ice Hockey Arena
	18:00 GMT+7	* Round Robin, Game 10 THA vs AUT	Bangkok / Thailand International Ice Hockey Arena

Revised due to the withdrawal of Armenia



**ICE HOCKEY**  
**WORLD PARA ICE HOCKEY CHAMPIONSHIPS POOL C**  
**ROUND ROBIN**



**TOURNAMENT PROGRESS**

As of SUN 11 DEC 2022

Rank	Team	GP	W	OTW	OTL	L	GDF	GF:GA	PTS
1	GBR	4	4	0	0	0	+31	31 : 0	12
2	KAZ	4	3	0	0	1	+18	26 : 8	9
3	FRA	4	2	0	0	2	-13	5 : 18	6
4	AUT	4	1	0	0	3	-11	8 : 19	3
5	THA	4	0	0	0	4	-25	0 : 25	0

Game	Group	Date	Time	Teams	Results	1	2	3	OT	PSS	Venue
1		TUE 6 DEC	14:30 GMT+7	AUT - FRA	1 - 3	0 - 1	1 - 0	0 - 2			Thailand International Ice Hockey Arena
2		TUE 6 DEC	19:00 GMT+7	GBR - THA	11 - 0	3 - 0	4 - 0	4 - 0			Thailand International Ice Hockey Arena
3		WED 7 DEC	14:30 GMT+7	FRA - GBR	0 - 7	0 - 1	0 - 3	0 - 3			Thailand International Ice Hockey Arena
4		WED 7 DEC	18:00 GMT+7	THA - KAZ	0 - 7	0 - 3	0 - 2	0 - 2			Thailand International Ice Hockey Arena
5		THU 8 DEC	14:30 GMT+7	KAZ - FRA	10 - 0	2 - 0	4 - 0	4 - 0			Thailand International Ice Hockey Arena
6		THU 8 DEC	18:00 GMT+7	GBR - AUT	7 - 0	3 - 0	2 - 0	2 - 0			Thailand International Ice Hockey Arena
7		SAT 10 DEC	14:30 GMT+7	AUT - KAZ	2 - 9	1 - 2	0 - 2	1 - 5			Thailand International Ice Hockey Arena
8		SAT 10 DEC	18:00 GMT+7	FRA - THA	2 - 0	1 - 0	0 - 0	1 - 0			Thailand International Ice Hockey Arena
9		SUN 11 DEC	14:30 GMT+7	KAZ - GBR	0 - 6	0 - 3	0 - 1	0 - 2			Thailand International Ice Hockey Arena
10		SUN 11 DEC	18:00 GMT+7	THA - AUT	0 - 5	0 - 3	0 - 2	0 - 0			Thailand International Ice Hockey Arena

**Note:**  
Rank within each group is based on points. For tie-break rules see 'Competition Format and Rules'.

Legend:	
<b>1</b> 1st period	<b>2</b> 2nd period
<b>3</b> 3rd period	<b>GA</b> Goals against
<b>GF</b> Goals for	<b>GP</b> Games played
<b>OTL</b> Overtime loss	<b>PSS</b> Penalty-Shot Shootout
<b>OTW</b> Overtime win	<b>PTS</b> Points
	<b>L</b> Losses
	<b>W</b> Wins
	<b>GDF</b> Goal difference
	<b>OT</b> Overtime



**ICE HOCKEY**  
**WORLD PARA ICE HOCKEY CHAMPIONSHIPS POOL C**

**ROUND ROBIN**



**TOURNAMENT PROGRESS**

As of SUN 11 DEC 2022

Rank	Team	GP	W	OTW	OTL	L	GDF	GF:GA	PTS
1	GBR	4	4	0	0	0	+31	31 : 0	12
2	KAZ	4	3	0	0	1	+18	26 : 8	9
3	FRA	4	2	0	0	2	-13	5 : 18	6
4	AUT	4	1	0	0	3	-11	8 : 19	3
5	THA	4	0	0	0	4	-25	0 : 25	0

Game	Group	Date	Time	Teams	Results	1	2	3	OT	PSS	Venue
1		TUE 6 DEC	14:30 GMT+7	AUT - FRA	1 - 3	0 - 1	1 - 0	0 - 2			Thailand International Ice Hockey Arena
2		TUE 6 DEC	19:00 GMT+7	GBR - THA	11 - 0	3 - 0	4 - 0	4 - 0			Thailand International Ice Hockey Arena
3		WED 7 DEC	14:30 GMT+7	FRA - GBR	0 - 7	0 - 1	0 - 3	0 - 3			Thailand International Ice Hockey Arena
4		WED 7 DEC	18:00 GMT+7	THA - KAZ	0 - 7	0 - 3	0 - 2	0 - 2			Thailand International Ice Hockey Arena
5		THU 8 DEC	14:30 GMT+7	KAZ - FRA	10 - 0	2 - 0	4 - 0	4 - 0			Thailand International Ice Hockey Arena
6		THU 8 DEC	18:00 GMT+7	GBR - AUT	7 - 0	3 - 0	2 - 0	2 - 0			Thailand International Ice Hockey Arena
7		SAT 10 DEC	14:30 GMT+7	AUT - KAZ	2 - 9	1 - 2	0 - 2	1 - 5			Thailand International Ice Hockey Arena
8		SAT 10 DEC	18:00 GMT+7	FRA - THA	2 - 0	1 - 0	0 - 0	1 - 0			Thailand International Ice Hockey Arena
9		SUN 11 DEC	14:30 GMT+7	KAZ - GBR	0 - 6	0 - 3	0 - 1	0 - 2			Thailand International Ice Hockey Arena
10		SUN 11 DEC	18:00 GMT+7	THA - AUT	0 - 5	0 - 3	0 - 2	0 - 0			Thailand International Ice Hockey Arena

**Note:**

Rank within each group is based on points. For tie-break rules see 'Competition Format and Rules'.

**Legend:**

<b>1</b> 1st period	<b>2</b> 2nd period	<b>3</b> 3rd period	<b>GA</b> Goals against	<b>GDF</b> Goal difference
<b>GF</b> Goals for	<b>GP</b> Games played	<b>PSS</b> Penalty-Shot Shootout	<b>L</b> Losses	<b>OT</b> Overtime
<b>OTL</b> Overtime loss	<b>OTW</b> Overtime win	<b>PTS</b> Points	<b>W</b> Wins	



## GAME ROSTER

## AUT - FRA

## Referees

SORAPERRA Simone (ITA)

## Linesmen

NIITTYLA Lari (FIN) , SOS Zoltan (HUN)

## Goalkeepers

## Team: AUT

No.	Name	GP	MIP	GA	SVS	SOG	SVS%	GAA
1	OSSIMITZ Michael	0	00:00	0	0	0	0.00	0.00
83	LADSTAETTER Michael	0	00:00	0	0	0	0.00	0.00

## Team Roster

## Team: AUT (White)

No.	Pos.	Name	GP	G	A	PTS	PIM	+/-
1	GK	OSSIMITZ Michael	0	0	0	0	0	
5	F	MOSSBAUER Lukas	0	0	0	0	0	0
6	F	WLISZCZAK Dennis	0	0	0	0	0	0
8	D	EBERDORFER Stefan	0	0	0	0	0	0
11	F	SAUER Michael	0	0	0	0	0	0
12	F	ROPP Timo	0	0	0	0	0	0
38	D	REININGER Stefan	0	0	0	0	0	0
77	F	JUNG Raphael	0	0	0	0	0	0
80	D	LAIBACHER Alfred	0	0	0	0	0	0
83	GK	LADSTAETTER Michael	0	0	0	0	0	
98	F	HABELER Kai	0	0	0	0	0	0

Head Coach: HERRNEGGER Lucas

## Team: FRA

No.	Name	GP	MIP	GA	SVS	SOG	SVS%	GAA
31	BLAVETTE Laurent	0	00:00	0	0	0	0.00	0.00
91	AKNIN Sofian	0	00:00	0	0	0	0.00	0.00

## Team: FRA (Blue)

No.	Pos.	Name	GP	G	A	PTS	PIM	+/-
13	D	LIARD Adrien	0	0	0	0	0	0
15	F	LETROU Jeremy	0	0	0	0	0	0
17	F	CADONNA Franck	0	0	0	0	0	0
27	D	LEPESANT Vincent	0	0	0	0	0	0
29	F	SIX Mael	0	0	0	0	0	0
31	GK	BLAVETTE Laurent	0	0	0	0	0	
44	F	PIERRE Francois	0	0	0	0	0	0
57	D	LEPLUMEY Jean Paul	0	0	0	0	0	0
64	D	LINIER Roland	0	0	0	0	0	0
80	D	BATAILLE Pierre	0	0	0	0	0	0
90	D	JOUENNE Yannick	0	0	0	0	0	0
91	GK	AKNIN Sofian	0	0	0	0	0	
94	F	BRAYSSE Claude	0	0	0	0	0	0

Head Coach: LEMETAIS David

## Legend:

+/- Plus/minus net

G Goals

GP Games played

Pos. Position

SVS% Saves in percentage

A Assists

GA Goals against

MIP Minutes and seconds played

PTS Points

D Defence

GAA Goals against as average per 60 minutes

No. Jersey number

SOG Shots on goal

F Forward

GK Goalkeeper

PIM Penalties in minutes

SVS Saves



TUE 6 DEC 2022

START TIME 14:30

ROUND ROBIN, GAME 1



## LINE-UPS

## AUT - FRA

## Referees

SORAPERRA Simone (ITA)

NIITTYLA Lari (FIN) , SOS Zoltan (HUN)

## Goalkeepers

Team: AUT

## No. Name

1 OSSIMITZ Michael  
83 LADSTAETTER Michael

## Team Line-ups

Team: AUT (White)

## No. Pos. Name

8 D EBERDORFER Stefan  
38 D REININGER Stefan  
6 F WLISZCZAK Dennis +A  
11 F SAUER Michael +C  
12 F ROPP Timo +A

---

80 D LAIBACHER Alfred  
5 F MOSSBAUER Lukas  
77 F JUNG Raphael  
98 F HABELER Kai

Head Coach: HERRNEGGER Lucas

Team: FRA

## No. Name

31 BLAVETTE Laurent  
91 AKNIN Sofian

Team: FRA (Blue)

## No. Pos. Name

27 D LEPESANT Vincent  
80 D BATAILLE Pierre  
17 F CADONNA Franck +C  
44 F PIERRE Francois +A  
94 F BRAYSSE Claude

---

13 D LIARD Adrien  
57 D LEPLUMEY Jean Paul  
64 D LINIER Roland  
90 D JOUENNE Yannick +A  
29 F SIX Mael

---

15 F LETROU Jeremy

Head Coach: LEMETAIS David

## Legend:

+A Assistant Captain  
No. Jersey number

+C Captain  
Pos. Position

D Defence F Forward



TUE 6 DEC 2022

START TIME 14:30  
END TIME 16:23

ROUND ROBIN, GAME 1



GAME SUMMARY

AUT - FRA 1 - 3 (0 - 1 , 1 - 0 , 0 - 2)

Spectators	Referees	Linesmen
89	SORAPERRA Simone (ITA)	NIITTYLA Lari (FIN) , SOS Zoltan (HUN)

Team Statistics

Period	Score	SVS	SOG	PIM	TPP	PPG	SHG
1	0 : 1	2 : 1	1 : 3	4 : 2	01:30 : 04:00	0 : 0	0 : 0
2	1 : 0	1 : 3	4 : 1	6 : 6	05:46 : 05:53	1 : 0	0 : 0
3	0 : 2	1 : 4	4 : 3	4 : 4	02:00 : 00:50	0 : 1	0 : 0
<b>Total</b>	<b>1 : 3</b>	<b>4 : 8</b>	<b>9 : 7</b>	<b>14 : 12</b>	<b>09:16 : 10:43</b>	<b>1 : 1</b>	<b>0 : 0</b>

1st Period

Action	Time	ET/Res	Team	Type	No.	Name	(G) Name of Assistant(s) / Action Description
GK	00:00		AUT		1	OSSIMITZ M	- Goalkeeper in
GK	00:00		FRA		31	BLAVETTE L	- Goalkeeper in
<b>Goal</b>	<b>05:22</b>	<b>0 : 1</b>	<b>FRA</b>	<b>EQ</b>	<b>94</b>	<b>BRAYSSE C</b>	(1) 17 CADONNA F On Ice AUT 1 6 11 12 38 98 80 BATAILLE P FRA 31 17 27 44 80 94
Penalty	09:02	11:02	AUT	2 min.	80	LAIBACHER A	- Teeing
Penalty	12:13	14:13	AUT	2 min.	98	HABELER K	- Hooking
Penalty	18:30	20:30	FRA	2 min.	44	PIERRE F	- Teeing

2nd Period

Action	Time	ET/Res	Team	Type	No.	Name	(G) Name of Assistant(s) / Action Description
Penalty	25:48	27:31	FRA	2 min.	94	BRAYSSE C	- Interference
Penalty	27:04	29:04	FRA	2 min.	80	BATAILLE P	- Teeing
<b>Goal</b>	<b>27:31</b>	<b>1 : 1</b>	<b>AUT</b>	<b>PP2</b>	<b>98</b>	<b>HABELER K</b>	(1) 38 REININGER S On Ice AUT 1 11 12 38 80 98 FRA 31 13 27 64 *
Penalty	30:10	32:10	AUT	2 min.	77	JUNG R	- Interference
Penalty	32:03	34:03	AUT	2 min.	98	HABELER K	- Holding an opponent
Penalty	34:11	36:11	AUT	2 min.	38	REININGER S	- Interference
Penalty	36:23	38:23	FRA	2 min.	57	LEPLUMEY JP	- Teeing

3rd Period

Action	Time	ET/Res	Team	Type	No.	Name	(G) Name of Assistant(s) / Action Description
Penalty	50:26	51:07	AUT	2 min.	98	HABELER K	- Teeing
<b>Goal</b>	<b>51:07</b>	<b>1 : 2</b>	<b>FRA</b>	<b>PP1</b>	<b>17</b>	<b>CADONNA F</b>	(1) 80 BATAILLE P On Ice AUT 1 8 11 12 80 FRA 31 17 27 44 80 94 *
Time-out	56:25		AUT				1 OSSIMITZ M - Goalkeeper out
Penalty	56:25	58:25	FRA	2 min.	80	BATAILLE P	- Holding an opponent
Penalty	57:45	59:45	FRA	2 min.	29	SIX M	- Holding an opponent
GK	57:48		AUT				1 OSSIMITZ M - Goalkeeper out
Penalty	58:10	59:54	AUT	2 min.	12	ROPP T	- Illegal Stick - Stick Measurement
GK	58:10		AUT		1	OSSIMITZ M	- Goalkeeper in
GK	59:30		AUT				1 OSSIMITZ M - Goalkeeper out
<b>Goal</b>	<b>59:54</b>	<b>1 : 3</b>	<b>FRA</b>	<b>EQ ENG</b>	<b>94</b>	<b>BRAYSSE C</b>	(2) 17 CADONNA F On Ice AUT 6 11 38 77 98 FRA 31 17 27 80 90 94
GK	59:54		AUT		1	OSSIMITZ M	- Goalkeeper in
GK	60:00		FRA				31 BLAVETTE L - Goalkeeper out

Goalkeeper Records

Team : AUT - Austria

Team : FRA - France

No.	Name	SOG	SVS	MIP
1	OSSIMITZ Michael	6	4	59:14
83	LADSTAETTER Michael			

No.	Name	SOG	SVS	MIP
31	BLAVETTE Laurent	9	8	60:00
91	AKNIN Sofian			

Game Statistics

Team : AUT (White)



TUE 6 DEC 2022

START TIME 14:30  
END TIME 16:23

ROUND ROBIN, GAME 1



Head Coach : HERRNEGGER Lucas

No.	Pos.	Name	G	A	P	PIM	FO+	FO-	FO+/-	FO%	Shots on Goal					+/-
											1	2	3	OT	TS	
6	F	WLISZCZAK Dennis +A	0	0	0	0	0	0	0	0.00	0	1	1		2	-2
8	D	EBERDORFER Stefan	0	0	0	0	0	0	0	0.00	0	1	0		1	0
11	F	SAUER Michael +C	0	0	0	0	0	1	-1	0.00	1	0	0		1	-2
12	F	ROPP Timo +A	0	0	0	2	8	8	0	50.00	0	1	1		2	-1
38	D	REININGER Stefan	0	1	1	2	0	0	0	0.00	0	0	0		0	-2
5	F	MOSSBAUER Lukas	0	0	0	0	0	0	0	0.00	0	0	0		0	0
77	F	JUNG Raphael	0	0	0	2	2	0	2	100.00	0	0	0		0	-1
80	D	LAIBACHER Alfred	0	0	0	2	0	0	0	0.00	0	0	0		0	0
98	F	HABELER Kai (BP)	1	0	1	6	9	7	2	56.25	0	1	2		3	-2
1	GK	OSSIMITZ Michael	0	0	0	0					0	0	0		0	
83	GK	LADSTAETTER Michael	0	0	0	0					0	0	0		0	
<b>Total</b>			<b>1</b>	<b>1</b>	<b>2</b>	<b>14</b>	<b>19</b>	<b>16</b>	<b>3</b>	<b>54.29</b>	<b>1</b>	<b>4</b>	<b>4</b>		<b>9</b>	

Team : FRA (Blue)

Head Coach : LEMETAIS David

No.	Pos.	Name	G	A	P	PIM	FO+	FO-	FO+/-	FO%	Shots on Goal					+/-
											1	2	3	OT	TS	
17	F	CADONNA Franck +C	1	2	3	0	4	5	-1	44.44	1	0	2		3	+2
27	D	LEPESANT Vincent	0	0	0	0	0	0	0	0.00	1	0	0		1	+2
44	F	PIERRE Francois +A	0	0	0	2	8	6	2	57.14	0	0	0		0	+1
80	D	BATAILLE Pierre (BP)	0	2	2	4	0	0	0	0.00	0	0	0		0	+2
94	F	BRAYSSE Claude	2	0	2	2	0	0	0	0.00	1	0	1		2	+2
13	D	LIARD Adrien	0	0	0	0	1	2	-1	33.33	0	0	0		0	0
29	F	SIX Mael	0	0	0	2	3	6	-3	33.33	0	0	0		0	0
57	D	LEPLUMEY Jean Paul	0	0	0	2	0	0	0	0.00	0	1	0		1	0
64	D	LINIER Roland	0	0	0	0	0	0	0	0.00	0	0	0		0	0
90	D	JOUENNE Yannick +A	0	0	0	0	0	0	0	0.00	0	0	0		0	+1
15	F	LETROU Jeremy	0	0	0	0	0	0	0	0.00	0	0	0		0	0
31	GK	BLAVETTE Laurent	0	0	0	0					0	0	0		0	
91	GK	AKNIN Sofian	0	0	0	0					0	0	0		0	
<b>Total</b>			<b>3</b>	<b>4</b>	<b>7</b>	<b>12</b>	<b>16</b>	<b>19</b>	<b>-3</b>	<b>45.71</b>	<b>3</b>	<b>1</b>	<b>3</b>		<b>7</b>	

Legend:		
<b>(G)</b> Goals in tournament	*	does not count for Plus/minus
<b>+C</b> Captain	<b>A</b>	Assists
<b>EQ</b> Equal strength	<b>ET/Res</b>	Penalty end time/Result of game
<b>FO%</b> Face-offs won as percentage	<b>FO+</b>	Face-offs won
<b>GK</b> Goalkeeper	<b>MIP</b>	Minutes in play (GK)
<b>P</b> Points	<b>PIM</b>	Penalties in minutes
<b>PP2</b> Power play - 2 players	<b>PPG</b>	Power play goals
<b>SVS</b> Saves	<b>TPP</b>	Time on power play
	<b>+/-</b>	Plus/minus net
	<b>D</b>	Defence
	<b>F</b>	Forward
	<b>FO+/-</b>	Face-offs net
	<b>No.</b>	Jersey number
	<b>Pos.</b>	Position
	<b>SHG</b>	Shorthanded goals
	<b>TS</b>	Total shots
	<b>+A</b>	Assistant Captain
	<b>ENG</b>	Empty net goal
	<b>FO-</b>	Face-offs lost
	<b>G</b>	Goals
	<b>OT</b>	Overtime
	<b>PP1</b>	Power play - 1 player
	<b>SOG</b>	Shots on goal



### SHOT CHART AUT - FRA



Period: 1



Shots by AUT

Goals (o): 0    SSG (+): 1  
SSP (<): 0    SPG (-): 1



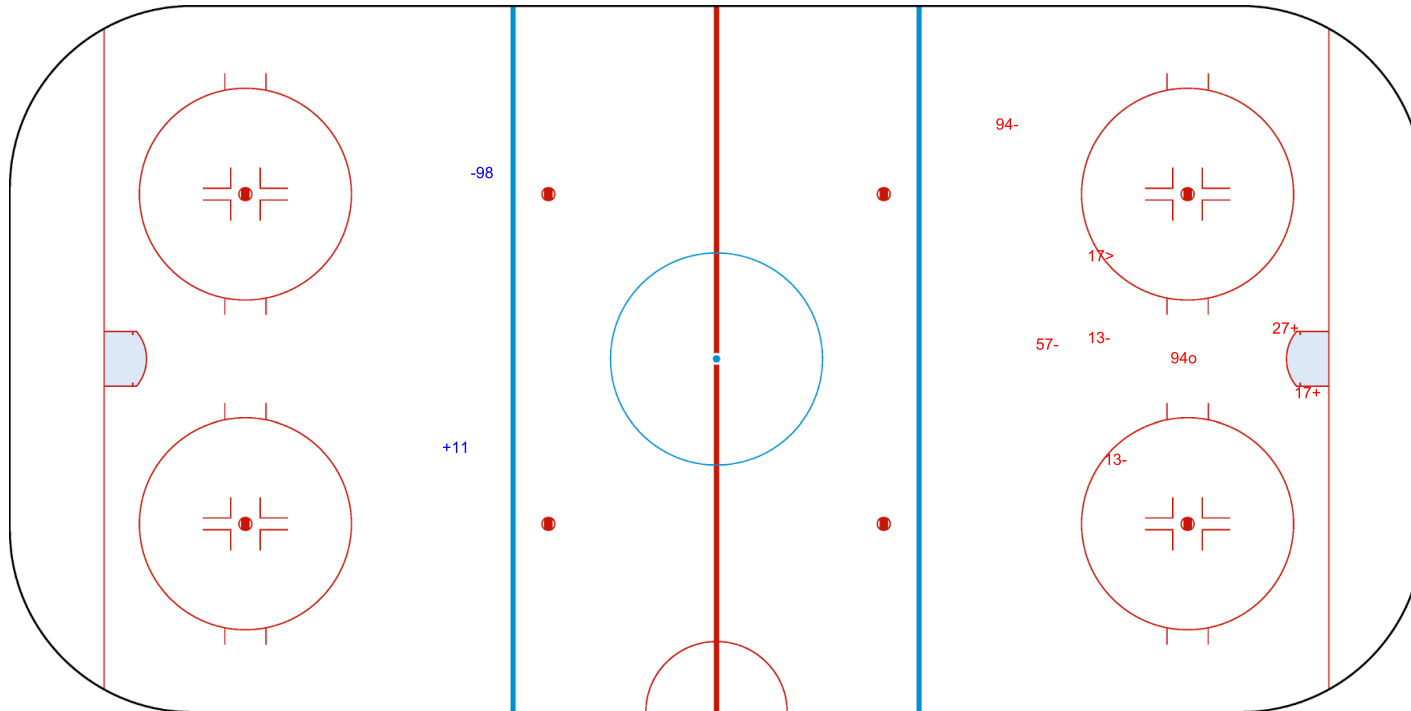
GK 31 of FRA

Shots by FRA

Goals (o): 1    SSG (+): 2  
SSP (>): 1    SPG (-): 4



GK 1 of AUT







Shots by FRA

Goals (o): 0    SSG (+): 1  
SSP (<): 0    SPG (-): 2



GK 1 of AUT



Period: 2

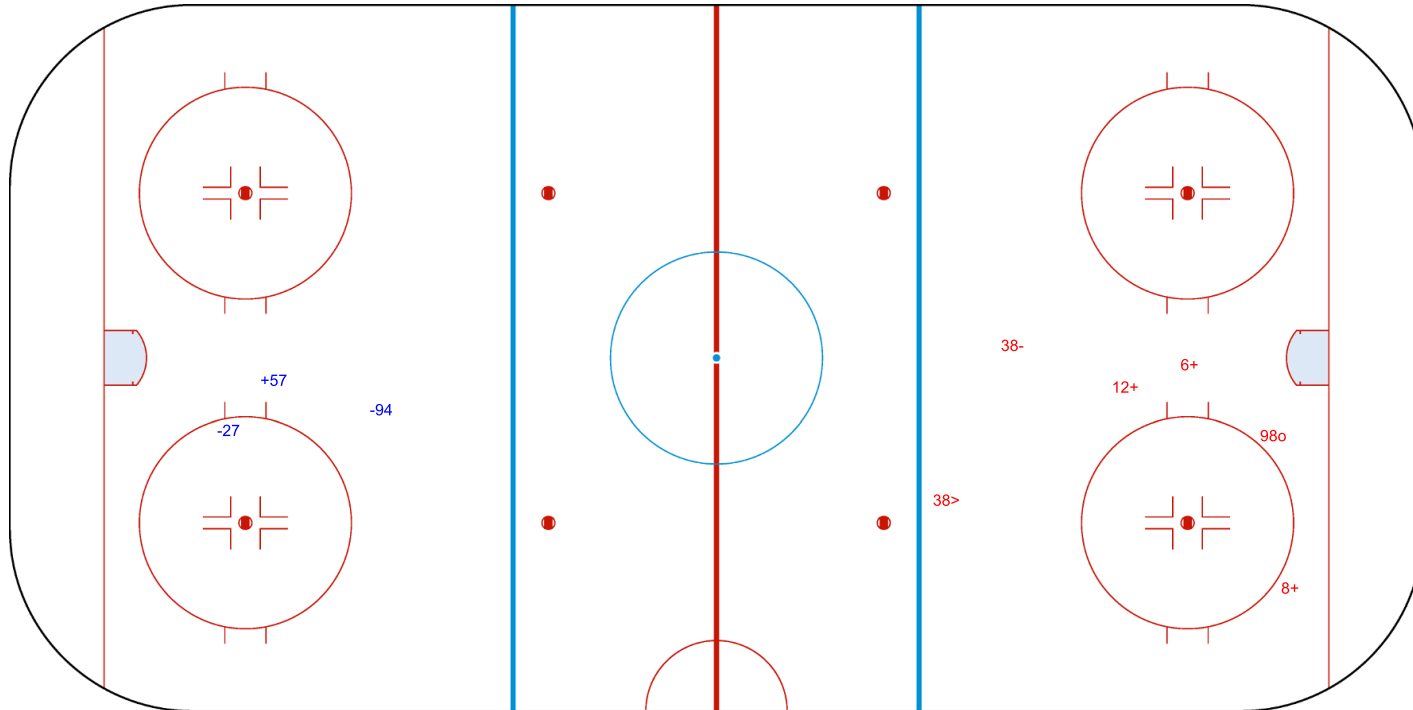


Shots by AUT

Goals (o): 1    SSG (+): 3  
SSP (>): 1    SPG (-): 1



GK 31 of FRA





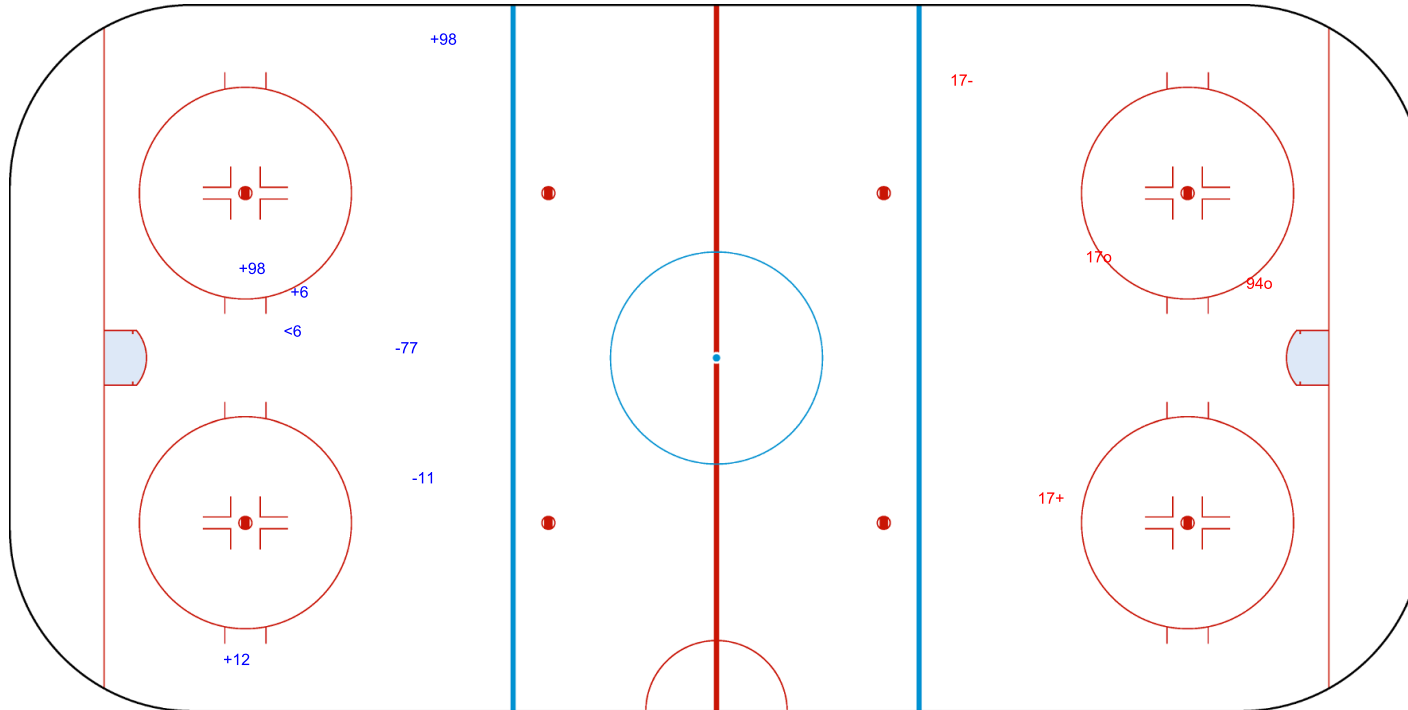
Shots by AUT  
Goals (o): 0  
SSP (<): 1  
SSG (+): 4  
SPG (-): 2



GK 31 of FRA




Period: 3



Shots by FRA  
Goals (o): 2  
SSP (>): 0  
SSG (+): 1  
SPG (-): 1



GK 1 of AUT



ENG

Legend:									
<b>ENG</b>	Empty net goal	<b>GK</b>	Goalkeeper	<b>SPG</b>	Shots past goal	<b>SSG</b>	Shots saved by goalkeeper	<b>SSP</b>	Shots saved by player



**FACE-OFF CHART**  
**AUT - FRA**

**PERIOD 1**

	AUT		FRA		AUT		FRA		AUT		FRA		Total wins all zones
	Def. zone	Att. zone	Neutral zone	Neutral zone	Att. zone	Def. zone	Att. zone	Def. zone	Att. zone	Def. zone	AUT	FRA	
	+ 12	- 44	- 98	+ 44	+ 98	- 13							
	+ 12	- 29	- 98	+ 44									
	+ 77	- 44	+ 12	- 29									
			- 12	+ 44									
			+ 98	- 17									
Total wins / period	3 / 100%	0 / 0%	2 / 40%	3 / 60%	1 / 100%	0 / 0%	6 / 67%	3 / 33%					

**PERIOD 2**

	AUT		FRA		AUT		FRA		AUT		FRA		Total wins all zones
	Def. zone	Att. zone	Neutral zone	Neutral zone	Att. zone	Def. zone	Att. zone	Def. zone	Att. zone	Def. zone	AUT	FRA	
	- 98	+ 17	- 98	+ 17	- 12	+ 44							
	+ 98	- 17	+ 98	- 17	+ 98	- 13							
	+ 98	- 44	- 12	+ 29	- 11	+ 29							
	- 12	+ 44			- 12	+ 17							
	+ 98	- 29			- 12	+ 17							
					- 98	+ 13							
Total wins / period	3 / 60%	2 / 40%	1 / 33%	2 / 67%	1 / 17%	5 / 83%	5 / 36%	9 / 64%					

**PERIOD 3**

	AUT		FRA		AUT		FRA		AUT		FRA		Total wins all zones
	Def. zone	Att. zone	Neutral zone	Neutral zone	Att. zone	Def. zone	Att. zone	Def. zone	Att. zone	Def. zone	AUT	FRA	
	- 12	+ 44	+ 12	- 44	+ 12	- 44							
	+ 12	- 29	- 98	+ 44	+ 98	- 44							
	- 98	+ 44	+ 12	- 29	- 12	+ 29							
	+ 77	- 17			+ 12	- 17							
	+ 98	- 29											
Total wins / period	3 / 60%	2 / 40%	2 / 67%	1 / 33%	3 / 75%	1 / 25%	8 / 67%	4 / 33%					

**TOTAL**

	AUT		FRA		AUT		FRA		AUT		FRA		Total wins all zones
	Def. zone	Att. zone	Neutral zone	Neutral zone	Att. zone	Def. zone	Att. zone	Def. zone	Att. zone	Def. zone	AUT	FRA	
Total wins / game	9 / 69%	4 / 31%	5 / 45%	6 / 55%	5 / 45%	6 / 55%	19 / 54%	16 / 46%					



HEAD TO HEAD

		FRA				Tot	wins AUT	Dz	Nz	Az
No.	13	17	29	44						
AUT	11			0 - 1		1	0 0%			0 0%
	12		1 - 2	4 - 2	3 - 4	16	8 50%	3 60%	3 60%	2 33%
	77		1 - 0		1 - 0	2	2 100%	2 100%		
	98	2 - 1	3 - 2	2 - 0	2 - 4	16	9 56%	4 67%	2 33%	3 75%
	<b>Tot</b>	3	9	9	14	35	19 54%	9 69%	5 45%	5 45%
	<b>wins FRA</b>	1 33%	4 44%	3 33%	8 57%	16 46%				
	<b>Dz</b>	1 33%	2 67%	2 100%	1 33%	6 55%				
<b>Nz</b>		1 33%	1 33%	4 80%	6 55%					
<b>Az</b>		1 33%	0 0%	3 50%	4 31%					

<b>Legend:</b>	<b>Az</b> Attacking zone	<b>Dz</b> Defending zone	<b>No.</b> Jersey number	<b>Nz</b> Neutral zone	<b>Tot.</b> Total face-offs played
----------------	--------------------------	--------------------------	--------------------------	------------------------	------------------------------------



## GAME ROSTER

## GBR - THA

## Referees

MYERS Patrick (CAN)

## Goalkeepers

Team: GBR

No.	Name	GP	MIP	GA	SVS	SOG	SVS%	GAA
20	HACKWORTH Bryan	0	00:00	0	0	0	0.00	0.00
31	HILL Nicole Jodi	0	00:00	0	0	0	0.00	0.00

## Team Roster

Team: GBR (Blue)

No.	Pos.	Name	GP	G	A	PTS	PIM	+/-
2	D	MEAD Andrew James	0	0	0	0	0	0
6	F	NICHOLSON Karl	0	0	0	0	0	0
7	F	CZERNUSZKA-WATTS Dani	0	0	0	0	0	0
8	F	QUIRK Stacey	0	0	0	0	0	0
9	F	CHRISTOPHER Tyler	0	0	0	0	0	0
13	F	FARMER Gary	0	0	0	0	0	0
20	GK	HACKWORTH Bryan	0	0	0	0	0	
21	D	EMMERSON Leanne	0	0	0	0	0	0
22	D	le GALLOUDEC Jonathon	0	0	0	0	0	0
23	F	CAMPBELL Josh	0	0	0	0	0	0
27	D	HUTCHCRAFT Jamie	0	0	0	0	0	0
31	GK	HILL Nicole Jodi	0	0	0	0	0	
88	F	STEPHENS Nathan	0	0	0	0	0	0

Head Coach: OFFERS Ian

## Linesmen

FAZEKAS Tibor (SRB) , HUTCHINS Jeremy (USA)

Team: THA

No.	Name	GP	MIP	GA	SVS	SOG	SVS%	GAA
27	CHUCHUN Chuchat	0	00:00	0	0	0	0.00	0.00
79	PHANOOT Bunchauy	0	00:00	0	0	0	0.00	0.00

Team: THA (White)

No.	Pos.	Name	GP	G	A	PTS	PIM	+/-
1	F	SUWANNATRAI Katikorn	0	0	0	0	0	0
7	F	SAENNAI Tawatchai	0	0	0	0	0	0
8	D	BAOARSA Somsaksri	0	0	0	0	0	0
9	D	CHAMNANRAT Apinan	0	0	0	0	0	0
12	D	SAENGNUAN Theeraphong	0	0	0	0	0	0
13	F	JAOUE Narongsak	0	0	0	0	0	0
15	F	MAHALAT Nannatee	0	0	0	0	0	0
18	F	SRIWANKHAM Somprasong	0	0	0	0	0	0
23	F	GOMOL Suphachai	0	0	0	0	0	0
27	GK	CHUCHUN Chuchat	0	0	0	0	0	
32	F	SAE-LU Arbe	0	0	0	0	0	0
33	D	RINTHONG Pongsakorn	0	0	0	0	0	0
79	GK	PHANOOT Bunchauy	0	0	0	0	0	

Head Coach: FOSTNER Patrick

## Legend:

<b>+/-</b>	Plus/minus net	<b>A</b>	Assists	<b>D</b>	Defence	<b>F</b>	Forward
<b>G</b>	Goals	<b>GA</b>	Goals against	<b>GAA</b>	Goals against as average per 60 minutes	<b>GK</b>	Goalkeeper
<b>GP</b>	Games played	<b>MIP</b>	Minutes and seconds played	<b>No.</b>	Jersey number	<b>PIM</b>	Penalties in minutes
<b>Pos.</b>	Position	<b>PTS</b>	Points	<b>SOG</b>	Shots on goal	<b>SVS</b>	Saves
<b>SVS%</b>	Saves in percentage						



TUE 6 DEC 2022

START TIME 19:00

ROUND ROBIN, GAME 2



## LINE-UPS

## GBR - THA

## Referees

MYERS Patrick (CAN)

FAZEKAS Tibor (SRB) , HUTCHINS Jeremy (USA)

## Goalkeepers

Team: GBR

## No. Name

20 HACKWORTH Bryan  
31 HILL Nicole Jodi

## Team Line-ups

Team: GBR (Blue)

## No. Pos. Name

22	D	le GALLOUDEC Jonathon
6	F	NICHOLSON Karl +C
9	F	CHRISTOPHER Tyler +A
23	F	CAMPBELL Josh
88	F	STEPHENS Nathan +A
21	D	EMMERSON Leanne
27	D	HUTCHCRAFT Jamie
7	F	CZERNUSZKA-WATTS Dani
8	F	QUIRK Stacey
13	F	FARMER Gary
2	D	MEAD Andrew James

Head Coach: OFFERS Ian

Team: THA

## No. Name

79 PHANOOT Bunchauy

Team: THA (White)

## No. Pos. Name

8	D	BAOARSA Somsaksri
12	D	SAENGNUAN Theeraphong +C
33	D	RINTHONG Pongsakorn
1	F	SUWANNATRAI Katikorn
32	F	SAE-LU Arbe +A
9	D	CHAMNANRAT Apinan
7	F	SAENNAI Tawatchai
15	F	MAHALAT Nannatee
18	F	SRIWANKHAM Somprasong
23	F	GOMOL Suphachai
27	D	CHUCHUN Chuchat +A
13	F	JAOUE Narongsak

Head Coach: FOSTNER Patrick

## Legend:

**+A** Assistant Captain  
**No.** Jersey number

**+C** Captain  
**Pos.** Position

**D** Defence **F** Forward



TUE 6 DEC 2022

START TIME 19:00  
END TIME 20:53

ROUND ROBIN, GAME 2



## GAME SUMMARY

GBR - THA 11 - 0 (3 - 0 , 4 - 0 , 4 - 0)

Spectators	Referees	Linesmen
	MYERS Patrick (CAN)	FAZEKAS Tibor (SRB) , HUTCHINS Jeremy (USA)

## Team Statistics

Period	Score	SVS	SOG	PIM	TPP	PPG	SHG
1	3 : 0	2 : 10	13 : 2	0 : 0	00:00 : 00:00	0 : 0	0 : 0
2	4 : 0	0 : 6	10 : 0	0 : 0	00:00 : 00:00	0 : 0	0 : 0
3	4 : 0	0 : 5	9 : 0	2 : 12	00:58 : 02:00	1 : 0	1 : 0
<b>Total</b>	<b>11 : 0</b>	<b>2 : 21</b>	<b>32 : 2</b>	<b>2 : 12</b>	<b>00:58 : 02:00</b>	<b>1 : 0</b>	<b>1 : 0</b>

## 1st Period

Action	Time	ET/Res	Team	Type	No.	Name	(G)	Name of Assistant(s) / Action Description
GK	00:00		GBR		20	HACKWORTH B		- Goalkeeper in
GK	00:00		THA		79	PHANOOT B		- Goalkeeper in
Goal	08:12	1 : 0	GBR	EQ	88	STEPHENS N	(1)	On Ice GBR 20 6 7 13 27 88 THA 79 1 8 9 23 33
Goal	11:43	2 : 0	GBR	EQ	13	FARMER G	(1)	9 CHRISTOPHER T On Ice GBR 20 2 9 13 22 23 THA 79 7 12 15 18 27
Goal	19:32	3 : 0	GBR	EQ	13	FARMER G	(2)	27 HUTCHCRAFT J 88 STEPHENS N On Ice GBR 20 7 8 13 27 88 THA 79 7 9 15 18 27

## 2nd Period

Action	Time	ET/Res	Team	Type	No.	Name	(G)	Name of Assistant(s) / Action Description
Goal	33:11	4 : 0	GBR	EQ	6	NICHOLSON K	(1)	23 CAMPBELL J 9 CHRISTOPHER T On Ice GBR 20 6 9 21 22 23 THA 79 7 15 18 27 32
Goal	35:14	5 : 0	GBR	EQ	7	CZERNUSZKA-WATTS D	(1)	13 FARMER G On Ice GBR 20 7 8 13 22 27 THA 79 1 9 12 23 32
Goal	35:59	6 : 0	GBR	EQ	13	FARMER G	(3)	27 HUTCHCRAFT J On Ice GBR 20 7 8 13 22 27 THA 79 1 9 12 23 33
Goal	36:49	7 : 0	GBR	EQ	88	STEPHENS N	(2)	2 MEAD AJ On Ice GBR 20 2 6 9 23 88 THA 79 1 9 12 23 33

## 3rd Period

Action	Time	ET/Res	Team	Type	No.	Name	(G)	Name of Assistant(s) / Action Description
GK	45:00		GBR		31	HILL NJ		- Goalkeeper in 20 HACKWORTH B - Goalkeeper out
Penalty	45:16	46:14	THA	2 min.	33	RINTHONG P		- Checking from Behind / Served by: 13 JAOUE N
Penalty	45:16	56:14	THA	10 min.	33	RINTHONG P		- Misconduct
Goal	46:14	8 : 0	GBR	PP1	13	FARMER G	(4)	6 NICHOLSON K On Ice GBR 31 6 9 13 27 88 THA 79 9 15 18 32 *
Goal	48:36	9 : 0	GBR	EQ	6	NICHOLSON K	(2)	23 CAMPBELL J On Ice GBR 31 6 9 22 23 27 THA 79 9 15 18 23 32
Penalty	51:00	53:00	GBR	2 min.	13	FARMER G		- Boarding
Goal	51:23	10 : 0	GBR	SH1	22	le GALLOUDEC J	(1)	9 CHRISTOPHER T On Ice GBR 31 6 9 22 88 THA 79 12 13 15 18 32
Goal	53:23	11 : 0	GBR	EQ	6	NICHOLSON K	(3)	13 FARMER G 22 le GALLOUDEC J On Ice GBR 31 6 9 13 22 88 THA 79 1 7 8 23 27
GK	60:00		GBR					31 HILL NJ - Goalkeeper out
GK	60:00		THA					79 PHANOOT B - Goalkeeper out

## Goalkeeper Records

Team : GBR - Great Britain

No.	Name	SOG	SVS	MIP
20	HACKWORTH Bryan	2	2	45:00
31	HILL Nicole Jodi	0	0	15:00

Team : THA - Thailand

No.	Name	SOG	SVS	MIP
79	PHANOOT Bunchauy	32	21	60:00

## Game Statistics



TUE 6 DEC 2022

START TIME 19:00  
END TIME 20:53

ROUND ROBIN, GAME 2



Team : GBR (Blue)

Head Coach : OFFERS Ian

No.	Pos.	Name	G	A	P	PIM	FO+	FO-	FO+/-	FO%	Shots on Goal					+/-
											1	2	3	OT	TS	
6	F	NICHOLSON Karl +C	3	1	4	0	9	7	2	56.25	1	1	2		4	+6
9	F	CHRISTOPHER Tyler +A	0	3	3	0	3	1	2	75.00	1	2	2		5	+6
22	D	le GALLOUDEC Jonathon	1	1	2	0	0	0	0	0.00	1	0	1		2	+7
23	F	CAMPBELL Josh	0	2	2	0	0	0	0	0.00	1	0	1		2	+4
88	F	STEPHENS Nathan +A (BP)	2	1	3	0	0	0	0	0.00	1	2	1		4	+5
7	F	CZERNUSZKA-WATTS Dani	1	0	1	0	0	0	0	0.00	0	1	0		1	+4
8	F	QUIRK Stacey	0	0	0	0	0	0	0	0.00	1	0	0		1	+3
13	F	FARMER Gary	4	2	6	2	10	14	-4	41.67	7	4	2		13	+6
21	D	EMMERSON Leanne	0	0	0	0	0	0	0	0.00	0	0	0		0	+1
27	D	HUTCHCRAFT Jamie	0	2	2	0	0	0	0	0.00	0	0	0		0	+5
2	D	MEAD Andrew James	0	1	1	0	0	0	0	0.00	0	0	0		0	+2
20	GK	HACKWORTH Bryan	0	0	0	0					0	0	0		0	
31	GK	HILL Nicole Jodi	0	0	0	0					0	0	0		0	
<b>Total</b>			<b>11</b>	<b>13</b>	<b>24</b>	<b>2</b>	<b>22</b>	<b>22</b>	<b>0</b>	<b>50.00</b>	<b>13</b>	<b>10</b>	<b>9</b>		<b>32</b>	

Team : THA (White)

Head Coach : FOSTNER Patrick

No.	Pos.	Name	G	A	P	PIM	FO+	FO-	FO+/-	FO%	Shots on Goal					+/-
											1	2	3	OT	TS	
1	F	SUWANNATRAI Katikorn	0	0	0	0	12	12	0	50.00	0	0	0		0	-5
8	D	BAOARSA Somsaksri	0	0	0	0	0	0	0	0.00	1	0	0		1	-2
12	D	SAENGNUAN Theeraphong +C	0	0	0	0	0	0	0	0.00	0	0	0		0	-5
32	F	SAE-LU Arbe +A	0	0	0	0	0	0	0	0.00	1	0	0		1	-4
33	D	RINTHONG Pongsakorn	0	0	0	12	0	0	0	0.00	0	0	0		0	-3
7	F	SAENNAI Tawatchai	0	0	0	0	0	0	0	0.00	0	0	0		0	-4
9	D	CHAMNANRAT Apinan	0	0	0	0	0	0	0	0.00	0	0	0		0	-6
15	F	MAHALAT Nannatee	0	0	0	0	10	10	0	50.00	0	0	0		0	-5
18	F	SRIWANKHAM Somprasong	0	0	0	0	0	0	0	0.00	0	0	0		0	-5
23	F	GOMOL Suphachai	0	0	0	0	0	0	0	0.00	0	0	0		0	-6
13	F	JAOUE Narongsak	0	0	0	0	0	0	0	0.00	0	0	0		0	-1
27	D	CHUCHUN Chuchut +A	0	0	0	0	0	0	0	0.00	0	0	0		0	-4
79	GK	PHANOOT Bunchauy (BP)	0	0	0	0					0	0	0		0	
<b>Total</b>			<b>0</b>	<b>0</b>	<b>0</b>	<b>12</b>	<b>22</b>	<b>22</b>	<b>0</b>	<b>50.00</b>	<b>2</b>	<b>0</b>	<b>0</b>		<b>2</b>	

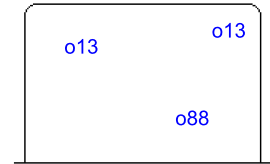
Legend:			
<b>(G)</b>	Goals in tournament	<b>*</b>	does not count for Plus/minus
<b>+C</b>	Captain	<b>A</b>	Assists
<b>ET/Res</b>	Penalty end time/Result of game	<b>F</b>	Forward
<b>FO+</b>	Face-offs won	<b>FO+/-</b>	Face-offs net
<b>MIP</b>	Minutes in play (GK)	<b>No.</b>	Jersey number
<b>PIM</b>	Penalties in minutes	<b>Pos.</b>	Position
<b>SH1</b>	Shorthanded - 1 player	<b>SHG</b>	Shorthanded goals
<b>TPP</b>	Time on power play	<b>TS</b>	Total shots
		<b>+/-</b>	Plus/minus net
		<b>D</b>	Defence
		<b>FO-</b>	Face-offs lost
		<b>G</b>	Goals
		<b>OT</b>	Overtime
		<b>PP1</b>	Power play - 1 player
		<b>SOG</b>	Shots on goal
		<b>+A</b>	Assistant Captain
		<b>EQ</b>	Equal strength
		<b>FO%</b>	Face-offs won as percentage
		<b>GK</b>	Goalkeeper
		<b>P</b>	Points
		<b>PPG</b>	Power play goals
		<b>SVS</b>	Saves





SHOT CHART  
GBR - THA

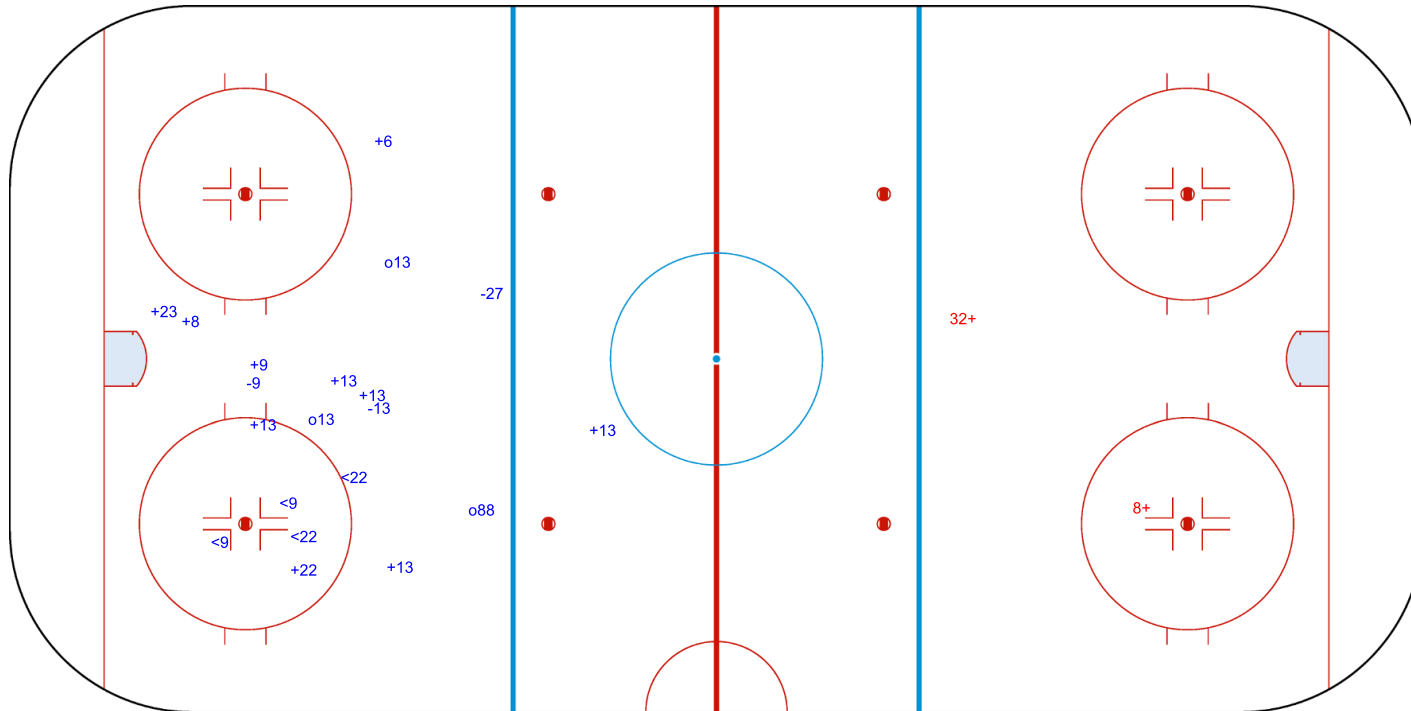
Shots by GBR  
Goals (o): 3    SSG (+): 10  
SSP (<): 4    SPG (-): 3



GK 79 of THA



Period: 1



Shots by THA  
Goals (o): 0    SSG (+): 2  
SSP (>): 0    SPG (-): 0



GK 20 of GBR



Shots by THA

Goals (o): 0    SSG (+): 0

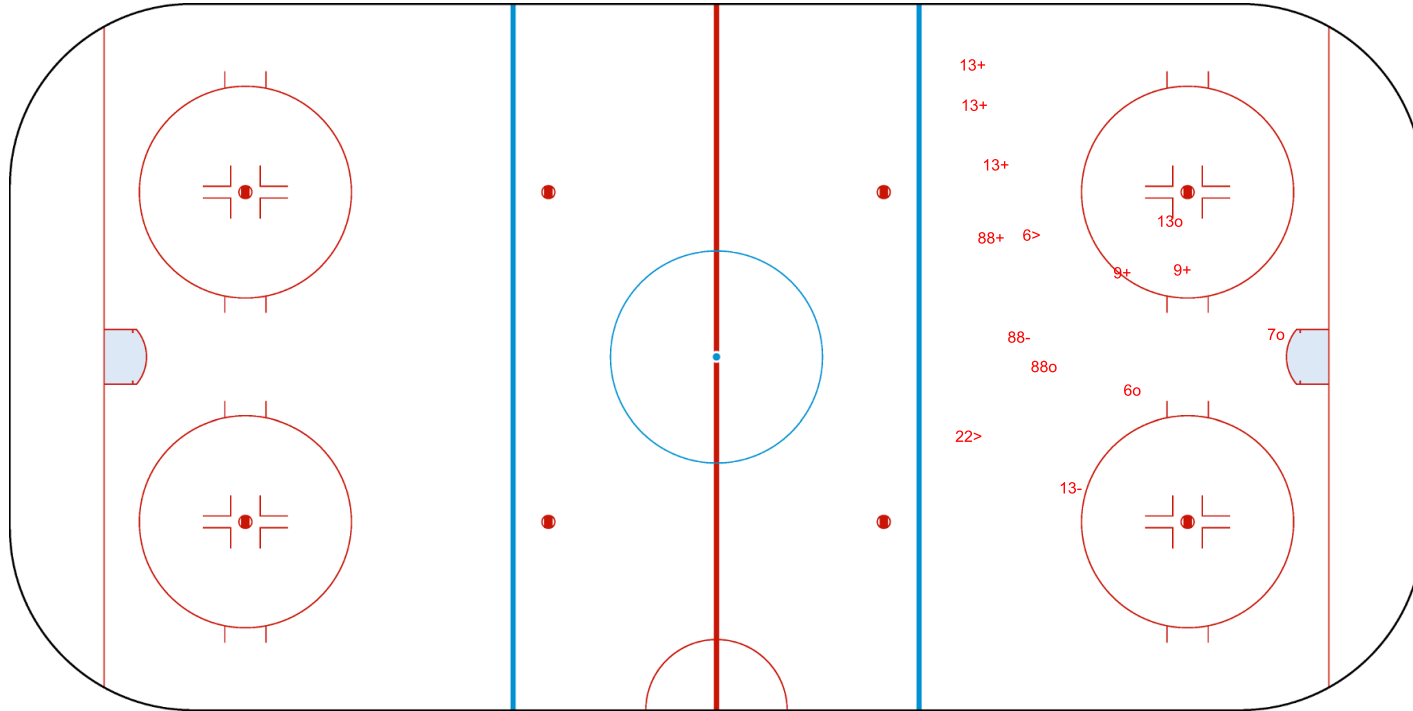
SSP (<): 0    SPG (-): 0



GK 20 of GBR



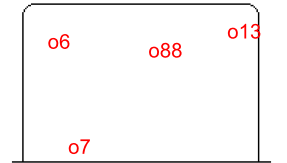
Period: 2



Shots by GBR

Goals (o): 4    SSG (+): 6

SSP (>): 2    SPG (-): 2

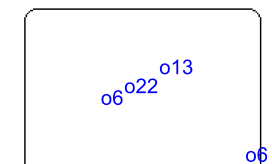


GK 79 of THA



Shots by GBR

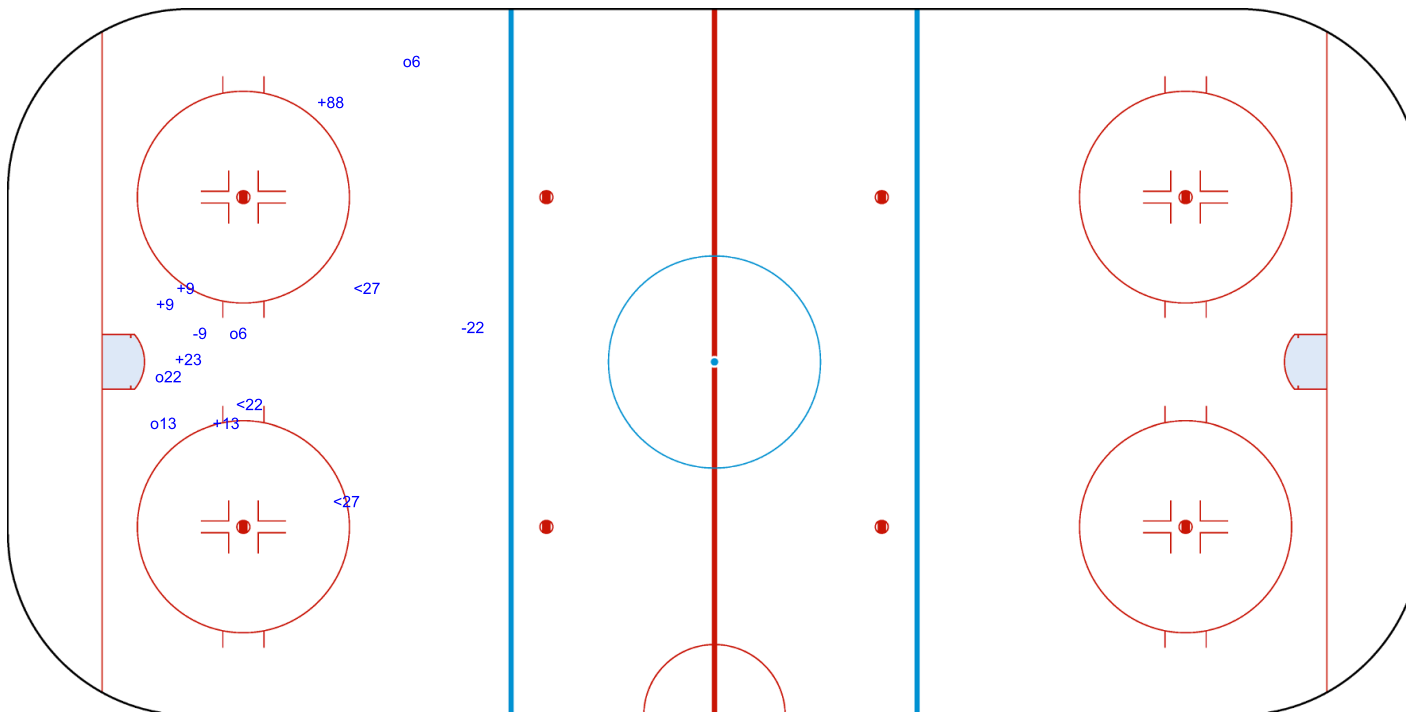
Goals (o): 4    SSG (+): 5  
SSP (<): 3    SPG (-): 2



GK 79 of THA




Period: 3




Shots by THA

Goals (o): 0    SSG (+): 0  
SSP (>): 0    SPG (-): 0



GK 20 of GBR



GK 31 of GBR

<b>Legend:</b>					
<b>GK</b>	Goalkeeper	<b>SPG</b>	Shots past goal	<b>SSG</b>	Shots saved by goalkeeper
				<b>SSP</b>	Shots saved by player



FACE-OFF CHART

GBR - THA

PERIOD 1

	GBR		THA		GBR		THA		Total wins all zones				
	Def. zone	Att. zone	Neutral zone	Neutral zone	Att. zone	Def. zone	Def. zone	Att. zone					
	- 13	+ 1	- 6	+ 1	+ 6	- 15	- 6	+ 15	<table border="1"> <thead> <tr> <th>GBR</th> <th>THA</th> </tr> </thead> <tbody> <tr> <td>11 / 61%</td> <td>7 / 39%</td> </tr> </tbody> </table>	GBR	THA	11 / 61%	7 / 39%
GBR	THA												
11 / 61%	7 / 39%												
	- 13	+ 1	+ 6	- 15	+ 6	- 15	+ 6	- 15					
			+ 13	- 1	+ 13	- 15	+ 13	- 15					
			+ 9	- 15	+ 13	- 1	+ 13	- 1					
			- 13	+ 1	+ 6	- 1	+ 13	- 1					
			+ 13	- 15	- 13	+ 15	- 13	+ 15					
Total wins / period	0 / 0%	2 / 100%	5 / 71%	2 / 29%	6 / 67%	3 / 33%							

PERIOD 2

	GBR		THA		GBR		THA		Total wins all zones				
	Def. zone	Att. zone	Neutral zone	Neutral zone	Att. zone	Def. zone	Def. zone	Att. zone					
	+ 6	- 1	+ 6	- 1	- 6	+ 1	- 13	+ 1	<table border="1"> <thead> <tr> <th>GBR</th> <th>THA</th> </tr> </thead> <tbody> <tr> <td>6 / 46%</td> <td>7 / 54%</td> </tr> </tbody> </table>	GBR	THA	6 / 46%	7 / 54%
GBR	THA												
6 / 46%	7 / 54%												
	- 13	+ 1	- 13	+ 15	+ 13	- 1	+ 13	- 1					
			+ 6	- 15									
			- 13	+ 15									
			- 13	+ 1									
			- 6	+ 1									
Total wins / period	1 / 50%	1 / 50%	3 / 43%	4 / 57%	2 / 50%	2 / 50%							

PERIOD 3

	GBR		THA		GBR		THA		Total wins all zones				
	Def. zone	Att. zone	Neutral zone	Neutral zone	Att. zone	Def. zone	Def. zone	Att. zone					
	+ 9	- 1	- 6	+ 15	- 13	+ 15	+ 13	- 1	<table border="1"> <thead> <tr> <th>GBR</th> <th>THA</th> </tr> </thead> <tbody> <tr> <td>5 / 38%</td> <td>8 / 62%</td> </tr> </tbody> </table>	GBR	THA	5 / 38%	8 / 62%
GBR	THA												
5 / 38%	8 / 62%												
	+ 6	- 15	- 6	+ 15	+ 13	- 1	+ 13	- 1					
			+ 9	- 1	- 13	+ 1							
			- 9	+ 1									
			- 13	+ 15									
			- 6	+ 1									
Total wins / period	2 / 100%	0 / 0%	1 / 14%	6 / 86%	2 / 50%	2 / 50%							

TOTAL

	GBR		THA		GBR		THA		Total wins all zones				
	Def. zone	Att. zone	Neutral zone	Neutral zone	Att. zone	Def. zone	Def. zone	Att. zone					
Total wins / game	3 / 50%	3 / 50%	9 / 43%	12 / 57%	10 / 59%	7 / 41%			<table border="1"> <thead> <tr> <th>GBR</th> <th>THA</th> </tr> </thead> <tbody> <tr> <td>22 / 50%</td> <td>22 / 50%</td> </tr> </tbody> </table>	GBR	THA	22 / 50%	22 / 50%
GBR	THA												
22 / 50%	22 / 50%												



HEAD TO HEAD

		THA									
No.		1	15	Tot	wins GBR	Dz	Nz	Az			
GBR	6	3 - 4	6 - 3	16	9 56%	2 100%	4 44%	3 60%			
	9	2 - 1	1 - 0	4	3 75%	1 100%	2 67%				
	13	7 - 7	3 - 7	24	10 42%	0 0%	3 33%	7 58%			
	<b>Tot</b>	24	20	44	22 50%	3 50%	9 43%	10 59%			
	<b>wins THA</b>	12 50%	10 50%	22 50%							
	<b>Dz</b>	3 30%	4 57%	7 41%							
	<b>Nz</b>	6 67%	6 50%	12 57%							
<b>Az</b>	3 60%	0 0%	3 50%								

**Legend:**  
**Az** Attacking zone    **Dz** Defending zone    **No.** Jersey number    **Nz** Neutral zone    **Tot.** Total face-offs played



## GAME ROSTER

## FRA - GBR

## Referees

WETEKAMP Logan (USA)

## Linesmen

HERMANSEN OSWOLD Marius (NOR) , HUS Igor (SVK)

## Goalkeepers

Team: FRA

No.	Name	GP	MIP	GA	SVS	SOG	SVS%	GAA
31	BLAVETTE Laurent	1	60:00	1	8	9	88.89	1.00
91	AKNIN Sofian	1	00:00	0	0	0	0.00	0.00

## Team Roster

Team: FRA (Blue)

No.	Pos.	Name	GP	G	A	PTS	PIM	+/-
13	F	LIARD Adrien	1	0	0	0	0	0
15	F	LETROU Jeremy	1	0	0	0	0	0
17	F	CADONNA Franck	1	1	2	3	0	+2
27	D	LEPESANT Vincent	1	0	0	0	0	+2
29	F	SIX Mael	1	0	0	0	2	0
31	GK	BLAVETTE Laurent	1	0	0	0	0	
44	F	PIERRE Francois	1	0	0	0	2	+1
57	D	LEPLUMEY Jean Paul	1	0	0	0	2	0
64	F	LINIER Roland	1	0	0	0	0	0
80	D	BATAILLE Pierre	1	0	2	2	4	+2
90	D	JOUENNE Yannick	1	0	0	0	0	+1
91	GK	AKNIN Sofian	1	0	0	0	0	
94	F	BRAYSSE Claude	1	2	0	2	2	+2

Head Coach: LEMETAIS David

Team: GBR

No.	Name	GP	MIP	GA	SVS	SOG	SVS%	GAA
20	HACKWORTH Bryan	1	45:00	0	2	2	100.00	0.00
31	HILL Nicole Jodi	1	15:00	0	0	0	0.00	0.00

Team: GBR (White)

No.	Pos.	Name	GP	G	A	PTS	PIM	+/-
2	D	MEAD Andrew James	1	0	1	1	0	+2
6	F	NICHOLSON Karl	1	3	1	4	0	+6
7	F	CZERNUSZKA-WATTS Dani	1	1	0	1	0	+4
8	F	QUIRK Stacey	1	0	0	0	0	+3
9	F	CHRISTOPHER Tyler	1	0	3	3	0	+6
13	F	FARMER Gary	1	4	2	6	2	+6
20	GK	HACKWORTH Bryan	1	0	0	0	0	
21	D	EMMERSON Leanne	1	0	0	0	0	+1
22	D	le GALLOUDEC Jonathon	1	1	1	2	0	+7
23	F	CAMPBELL Josh	1	0	2	2	0	+4
27	D	HUTCHCRAFT Jamie	1	0	2	2	0	+5
31	GK	HILL Nicole Jodi	1	0	0	0	0	
88	F	STEPHENS Nathan	1	2	1	3	0	+5

Head Coach: OFFERS Ian

## Legend:

<b>+/-</b>	Plus/minus net	<b>A</b>	Assists	<b>D</b>	Defence	<b>F</b>	Forward
<b>G</b>	Goals	<b>GA</b>	Goals against	<b>GAA</b>	Goals against as average per 60 minutes	<b>GK</b>	Goalkeeper
<b>GP</b>	Games played	<b>MIP</b>	Minutes and seconds played	<b>No.</b>	Jersey number	<b>PIM</b>	Penalties in minutes
<b>Pos.</b>	Position	<b>PTS</b>	Points	<b>SOG</b>	Shots on goal	<b>SVS</b>	Saves
<b>SVS%</b>	Saves in percentage						



WED 7 DEC 2022

START TIME 14:30

ROUND ROBIN, GAME 3



## LINE-UPS

## FRA - GBR

## Referees

WETEKAMP Logan (USA)

HERMANSEN OSWOLD Marius (NOR) , HUS Igor (SVK)

## Goalkeepers

Team: FRA

## No. Name

31 BLAVETTE Laurent

91 AKNIN Sofian

## Team Line-ups

Team: FRA (Blue)

## No. Pos. Name

27	D	LEPESANT Vincent
57	D	LEPLUMEY Jean Paul
17	F	CADONNA Franck +C
44	F	PIERRE Francois +A
94	F	BRAYSSE Claude
80	D	BATAILLE Pierre
90	D	JOUENNE Yannick +A
13	F	LIARD Adrien
15	F	LETROU Jeremy
29	F	SIX Mael
64	F	LINIER Roland

Head Coach: LEMETAIS David

Team: GBR

## No. Name

20 HACKWORTH Bryan

31 HILL Nicole Jodi

Team: GBR (White)

## No. Pos. Name

22	D	le GALLOUDEC Jonathon +A
6	F	NICHOLSON Karl +C
9	F	CHRISTOPHER Tyler +A
23	F	CAMPBELL Josh
88	F	STEPHENS Nathan
21	D	EMMERSON Leanne
27	D	HUTCHCRAFT Jamie
7	F	CZERNUSZKA-WATTS Dani
8	F	QUIRK Stacey
13	F	FARMER Gary
2	D	MEAD Andrew James

Head Coach: OFFERS Ian

## Legend:

+A Assistant Captain  
No. Jersey number

+C Captain  
Pos. Position

D Defence F Forward



WED 7 DEC 2022

START TIME 14:30

END TIME 16:21

ROUND ROBIN, GAME 3



## GAME SUMMARY

FRA - GBR 0 - 7 (0 - 1, 0 - 3, 0 - 3)

Spectators	Referees	Linesmen
	WETEKAMP Logan (USA)	HERMANSEN OSWOLD Marius (NOR) , HUS Igor (SVK)

## Team Statistics

Period	Score	SVS	SOG	PIM	TPP	PPG	SHG
1	0 : 1	10 : 0	0 : 11	2 : 4	02:30 : 00:41	0 : 0	0 : 0
2	0 : 3	5 : 0	0 : 8	0 : 2	02:00 : 00:00	0 : 0	0 : 0
3	0 : 3	12 : 0	0 : 15	2 : 25	02:26 : 02:00	0 : 0	0 : 1
<b>Total</b>	<b>0 : 7</b>	<b>27 : 0</b>	<b>0 : 34</b>	<b>4 : 31</b>	<b>06:56 : 02:41</b>	<b>0 : 0</b>	<b>0 : 1</b>

## 1st Period

Action	Time	ET/Res	Team	Type	No.	Name	(G) Name of Assistant(s) / Action Description
GK	00:00		GBR		20	HACKWORTH B	- Goalkeeper in
GK	00:00		FRA		31	BLAVETTE L	- Goalkeeper in
<b>Goal</b>	<b>09:59</b>	<b>0 : 1</b>	<b>GBR</b>	<b>EQ</b>	<b>9</b>	<b>CHRISTOPHER T</b>	(1) 6 NICHOLSON K On Ice FRA 31 17 27 44 80 94 GBR 20 6 9 22 23 88
Penalty	10:45	12:45	GBR	2 min.	2	MEAD AJ	- Teeing
Penalty	12:34	14:34	GBR	2 min.	13	FARMER G	- Interference
Penalty	13:15	15:15	FRA	2 min.	13	LIARD A	- Interference

## 2nd Period

Action	Time	ET/Res	Team	Type	No.	Name	(G) Name of Assistant(s) / Action Description
<b>Goal</b>	<b>27:01</b>	<b>0 : 2</b>	<b>GBR</b>	<b>EQ</b>	<b>88</b>	<b>STEPHENS N</b>	(3) On Ice FRA 31 17 27 44 80 94 GBR 20 7 8 13 22 88
<b>Goal</b>	<b>28:01</b>	<b>0 : 3</b>	<b>GBR</b>	<b>EQ</b>	<b>9</b>	<b>CHRISTOPHER T</b>	(2) 6 NICHOLSON K On Ice FRA 31 13 29 57 64 90 GBR 20 6 9 23 27 88
Penalty	32:50	34:50	GBR	2 min.	13	FARMER G	- Interference
<b>Goal</b>	<b>36:40</b>	<b>0 : 4</b>	<b>GBR</b>	<b>EQ</b>	<b>9</b>	<b>CHRISTOPHER T</b>	(3) 13 FARMER G On Ice FRA 31 13 15 57 64 90 GBR 20 2 8 9 13 27

## 3rd Period

Action	Time	ET/Res	Team	Type	No.	Name	(G) Name of Assistant(s) / Action Description
<b>Goal</b>	<b>48:46</b>	<b>0 : 5</b>	<b>GBR</b>	<b>EQ</b>	<b>88</b>	<b>STEPHENS N</b>	(4) On Ice FRA 31 13 29 57 64 90 GBR 20 7 8 13 27 88
GK	48:46		GBR		31	HILL NJ	- Goalkeeper in 20 HACKWORTH B - Goalkeeper out
<b>Goal</b>	<b>50:16</b>	<b>0 : 6</b>	<b>GBR</b>	<b>EQ</b>	<b>9</b>	<b>CHRISTOPHER T</b>	(4) 88 STEPHENS N On Ice FRA 31 17 27 44 80 94 GBR 31 6 9 23 27 88
Penalty	55:19	57:19	FRA	2 min.	17	CADONNA F	- Teeing
Penalty	57:34	60:00	GBR	5 min.	13	FARMER G	- Teeing / Served by: 23 CAMPBELL J
Penalty	57:34	60:00	GBR	20 min.	13	FARMER G	- Game Misconduct Penalty
<b>Goal</b>	<b>58:51</b>	<b>0 : 7</b>	<b>GBR</b>	<b>SH1</b>	<b>6</b>	<b>NICHOLSON K</b>	(4) On Ice FRA 31 29 64 80 90 94 GBR 31 6 9 22 88
GK	60:00		FRA				31 BLAVETTE L - Goalkeeper out
GK	60:00		GBR				31 HILL NJ - Goalkeeper out

## Goalkeeper Records

Team : FRA - France

No.	Name	SOG	SVS	MIP
31	BLAVETTE Laurent	34	27	60:00
91	AKNIN Sofian			

Team : GBR - Great Britain

No.	Name	SOG	SVS	MIP
20	HACKWORTH Bryan	0	0	48:46
31	HILL Nicole Jodi	0	0	11:14

## Game Statistics

Team : FRA (Blue)											Shots on Goal					
Head Coach : LEMETAIS David																
No.	Pos.	Name	G	A	P	PIM	FO+	FO-	FO+/-	FO%	1	2	3	OT	TS	+/-
17	F	CADONNA Franck +C	0	0	0	2	3	0	3	100.00	0	0	0	0	0	-3





WED 7 DEC 2022

START TIME 14:30  
END TIME 16:21

ROUND ROBIN, GAME 3



Head Coach : LEMETAIS David

No.	Pos.	Name	G	A	P	PIM	FO+	FO-	FO+/-	FO%	Shots on Goal					+/-
											1	2	3	OT	TS	
27	D	LEPESANT Vincent	0	0	0	0	0	0	0	0.00	0	0	0	0	0	-3
44	F	PIERRE Francois +A	0	0	0	0	7	8	-1	46.67	0	0	0	0	0	-3
57	D	LEPLUMEY Jean Paul	0	0	0	0	0	0	0	0.00	0	0	0	0	0	-3
94	F	BRAYSSSE Claude	0	0	0	0	0	2	-2	0.00	0	0	0	0	0	-4
13	F	LIARD Adrien	0	0	0	2	0	0	0	0.00	0	0	0	0	0	-3
15	F	LETROU Jeremy	0	0	0	0	0	0	0	0.00	0	0	0	0	0	-1
29	F	SIX Mael	0	0	0	0	10	4	6	71.43	0	0	0	0	0	-3
80	D	BATAILLE Pierre	0	0	0	0	0	0	0	0.00	0	0	0	0	0	-4
90	D	JOUENNE Yannick +A	0	0	0	0	0	0	0	0.00	0	0	0	0	0	-4
64	F	LINIER Roland	0	0	0	0	0	2	-2	0.00	0	0	0	0	0	-4
31	GK	BLAVETTE Laurent (BP)	0	0	0	0					0	0	0	0	0	
91	GK	AKNIN Sofian	0	0	0	0					0	0	0	0	0	
<b>Total</b>			<b>0</b>	<b>0</b>	<b>0</b>	<b>4</b>	<b>20</b>	<b>16</b>	<b>4</b>	<b>55.56</b>	<b>0</b>	<b>0</b>	<b>0</b>	<b>0</b>	<b>0</b>	

Team : GBR (White)

Head Coach : OFFERS Ian


No.	Pos.	Name	G	A	P	PIM	FO+	FO-	FO+/-	FO%	Shots on Goal					+/-
											1	2	3	OT	TS	
6	F	NICHOLSON Karl +C	1	2	3	0	8	12	-4	40.00	0	1	5	6	6	+4
9	F	CHRISTOPHER Tyler +A	4	0	4	0	1	0	1	100.00	1	3	3	7	7	+5
22	D	le GALLOUDEC Jonathon +A	0	0	0	0	0	0	0	0.00	1	1	1	3	3	+3
23	F	CAMPBELL Josh	0	0	0	0	0	0	0	0.00	0	0	0	0	0	+3
88	F	STEPHENS Nathan	2	1	3	0	0	0	0	0.00	4	1	2	7	7	+6
7	F	CZERNUSZKA-WATTS Dani	0	0	0	0	0	0	0	0.00	1	0	1	2	2	+2
8	F	QUIRK Stacey	0	0	0	0	0	1	-1	0.00	2	0	0	2	2	+3
13	F	FARMER Gary	0	1	1	29	7	7	0	50.00	1	1	3	5	5	+3
21	D	EMMERSON Leanne	0	0	0	0	0	0	0	0.00	0	0	0	0	0	0
27	D	HUTCHCRAFT Jamie (BP)	0	0	0	0	0	0	0	0.00	1	1	0	2	2	+4
2	D	MEAD Andrew James	0	0	0	2	0	0	0	0.00	0	0	0	0	0	+1
20	GK	HACKWORTH Bryan	0	0	0	0					0	0	0	0	0	
31	GK	HILL Nicole Jodi	0	0	0	0					0	0	0	0	0	
<b>Total</b>			<b>7</b>	<b>4</b>	<b>11</b>	<b>31</b>	<b>16</b>	<b>20</b>	<b>-4</b>	<b>44.44</b>	<b>11</b>	<b>8</b>	<b>15</b>	<b>34</b>		

Legend:		
<b>(G)</b>	Goals in tournament	<b>+/-</b> Plus/minus net
<b>A</b>	Assists	<b>D</b> Defence
<b>F</b>	Forward	<b>FO-</b> Face-offs lost
<b>FO+/-</b>	Face-offs net	<b>G</b> Goals
<b>No.</b>	Jersey number	<b>OT</b> Overtime
<b>Pos.</b>	Position	<b>PPG</b> Power play goals
<b>SOG</b>	Shots on goal	<b>SVS</b> Saves
<b>+A</b>	Assistant Captain	<b>EQ</b> Equal strength
<b>FO%</b>	Face-offs won as percentage	<b>GK</b> Goalkeeper
<b>P</b>	Points	<b>SH1</b> Shorthanded - 1 player
<b>TPP</b>	Time on power play	<b>SHG</b> Shorthanded goals
<b>+C</b>	Captain	<b>TS</b> Total shots
<b>ET/Res</b>	Penalty end time/Result of game	
<b>FO+</b>	Face-offs won	
<b>MIP</b>	Minutes in play (GK)	
<b>PIM</b>	Penalties in minutes	



### SHOT CHART FRA - GBR

Shots by GBR  
Goals (o): 1      SSG (+): 10  
SSP (<): 1      SPG (-): 7



GK 31 of FRA



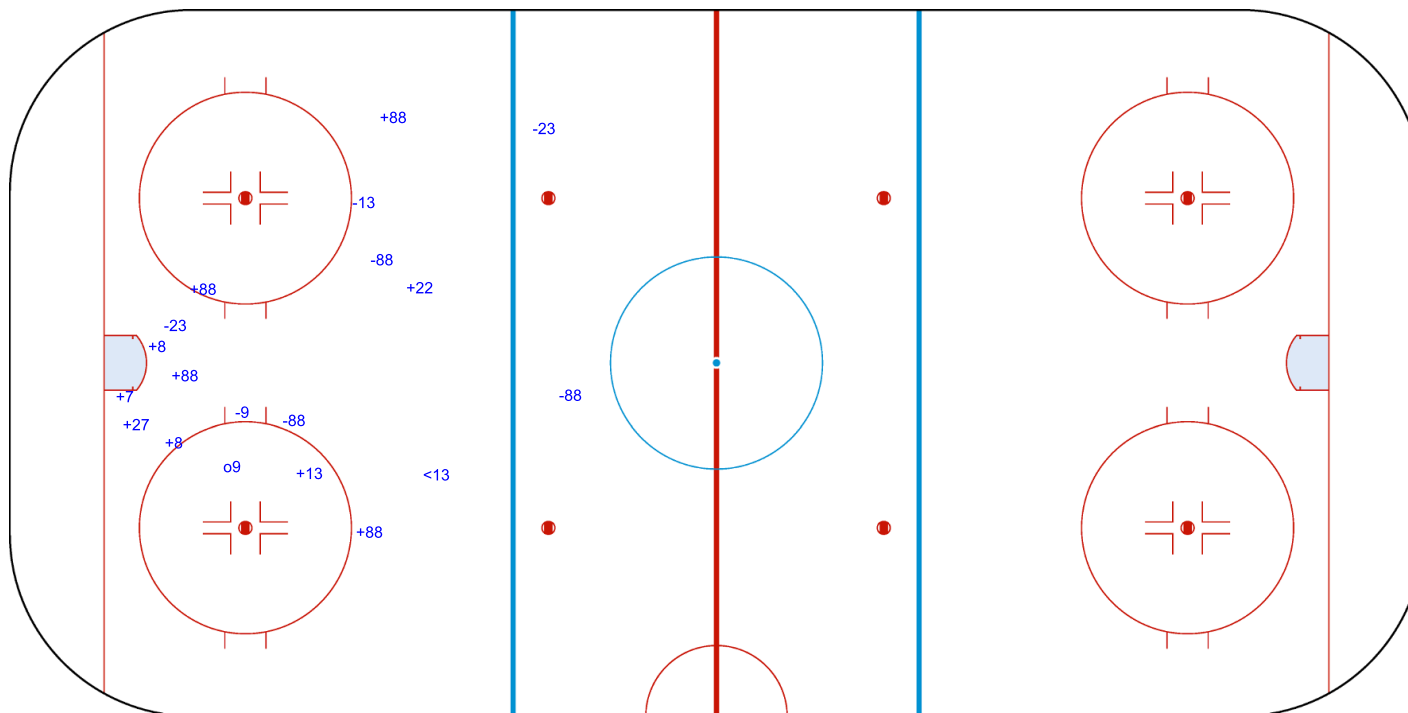
Period: 1



Shots by FRA  
Goals (o): 0      SSG (+): 0  
SSP (>): 0      SPG (-): 0



GK 20 of GBR





WED 7 DEC 2022

START TIME 14:30

ROUND ROBIN, GAME 3



Shots by FRA

Goals (o): 0

SSG (+): 0

SSP (<): 0

SPG (-): 1



GK 20 of GBR



Period: 2



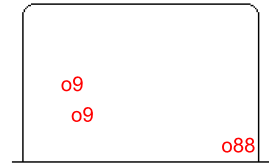
Shots by GBR

Goals (o): 3

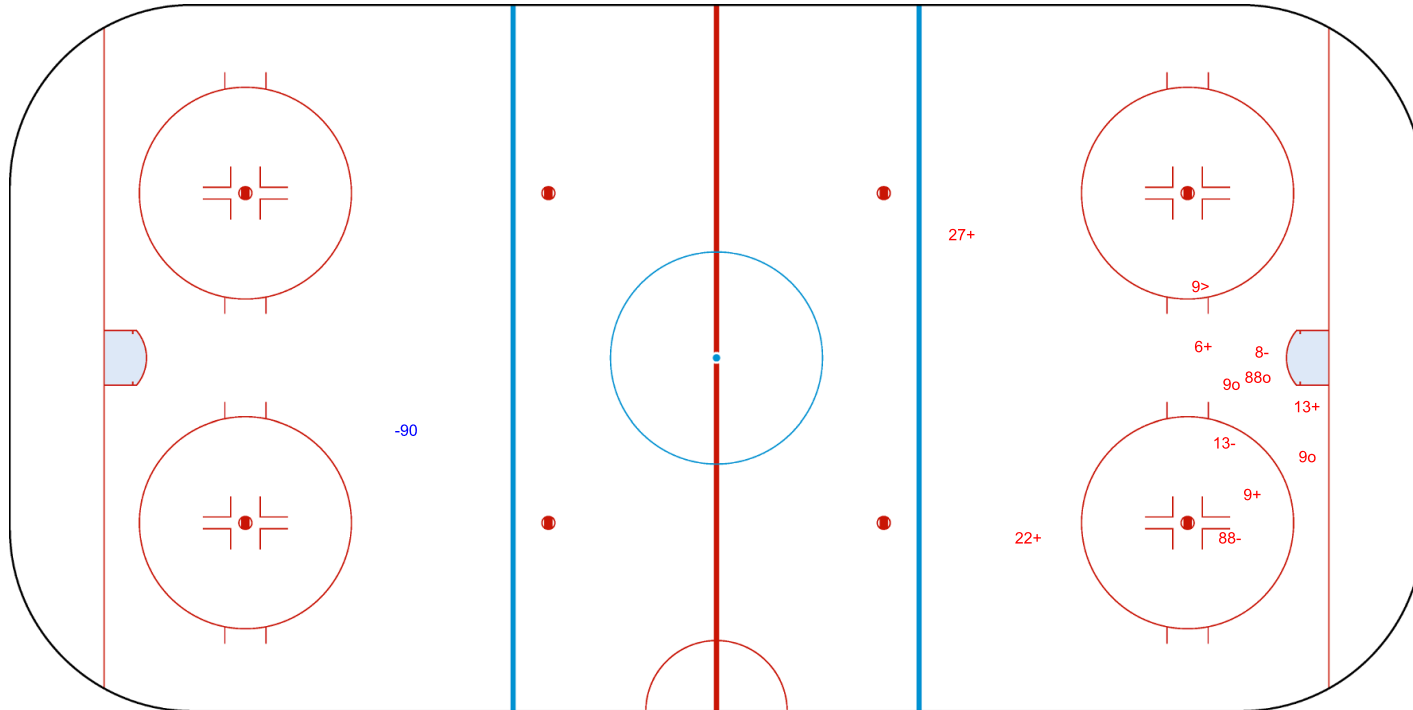
SSG (+): 5

SSP (>): 1

SPG (-): 3

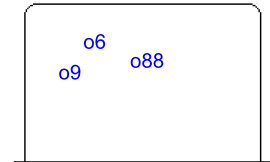


GK 31 of FRA





Shots by GBR  
Goals (o): 3    SSG (+): 12  
SSP (<): 3    SPG (-): 3




GK 31 of FRA



Period: 3



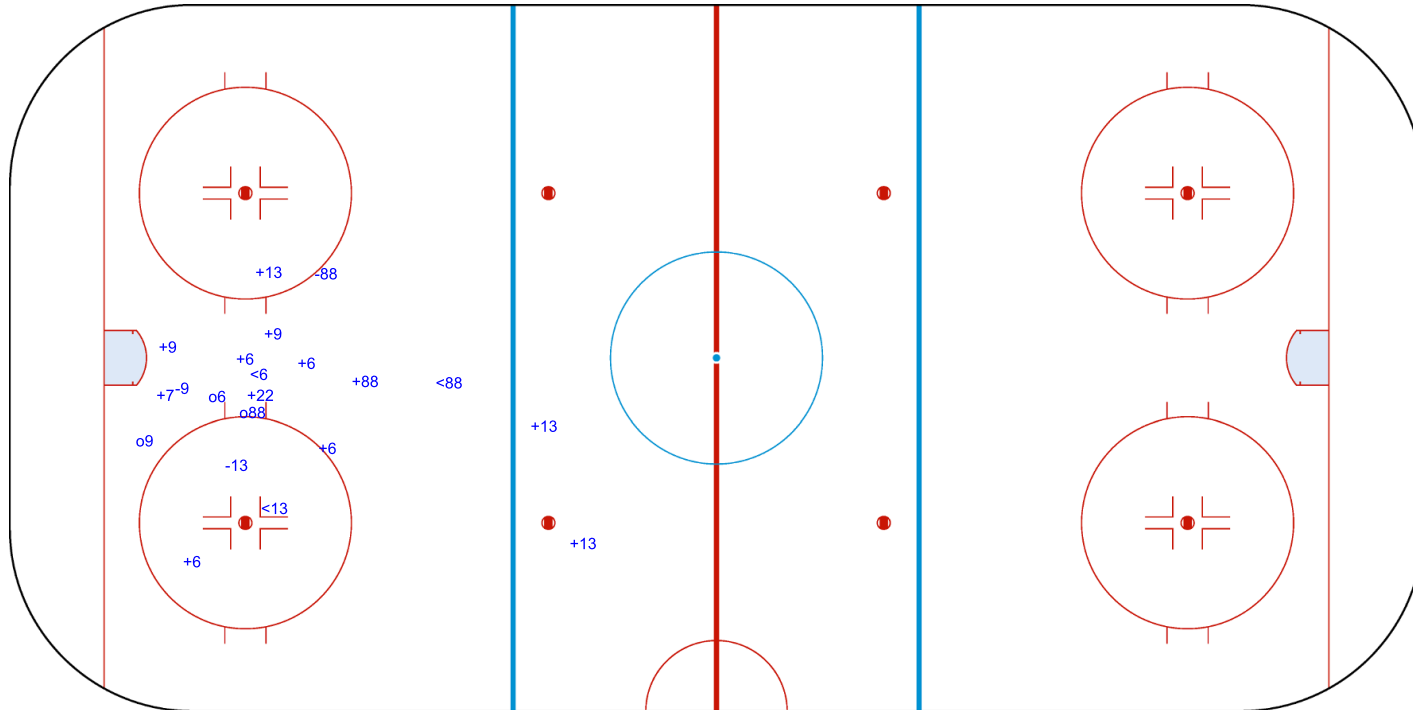
Shots by FRA  
Goals (o): 0    SSG (+): 0  
SSP (>): 0    SPG (-): 0



GK 20 of GBR



GK 31 of GBR



<b>Legend:</b>	
<b>GK</b> Goalkeeper	<b>SPG</b> Shots past goal
<b>SSG</b> Shots saved by goalkeeper	<b>SSP</b> Shots saved by player



FACE-OFF CHART

FRA - GBR

PERIOD 1

FRA	GBR	FRA	GBR	FRA	GBR
Def. zone	Att. zone	Neutral zone		Att. zone	Def. zone
+ 29	- 13	- 44	+ 6	- 44	+ 6
+ 44	- 6	- 44	+ 6	+ 29	- 6
- 44	+ 13	+ 29	- 6		
+ 17	- 6				
+ 17	- 6				
+ 29	- 13				
- 29	+ 13				
- 44	+ 6				
+ 29	- 13				
Total wins / period		1 / 33%	2 / 67%	1 / 50%	1 / 50%

Total wins  
all zones

FRA	GBR
8 / 57%	6 / 43%

PERIOD 2

FRA	GBR	FRA	GBR	FRA	GBR
Def. zone	Att. zone	Neutral zone		Att. zone	Def. zone
+ 29	- 13	- 44	+ 13	+ 44	- 6
- 64	+ 9	+ 44	- 13		
		- 29	+ 6		
		+ 44	- 6		
		- 64	+ 13		
Total wins / period		2 / 40%	3 / 60%	1 / 100%	0 / 0%

Total wins  
all zones

FRA	GBR
4 / 50%	4 / 50%

PERIOD 3

FRA	GBR	FRA	GBR	FRA	GBR
Def. zone	Att. zone	Neutral zone		Att. zone	Def. zone
+ 44	- 6	- 44	+ 6	+ 29	- 6
- 29	+ 13	- 44	+ 6		
+ 44	- 6	+ 44	- 6		
- 29	+ 6	+ 29	- 13		
- 94	+ 13	+ 17	- 8		
- 94	+ 13				
+ 29	- 13				
+ 29	- 6				
Total wins / period		3 / 60%	2 / 40%	1 / 100%	0 / 0%

Total wins  
all zones

FRA	GBR
8 / 57%	6 / 43%

TOTAL

FRA	GBR	FRA	GBR	FRA	GBR
Def. zone	Att. zone	Neutral zone		Att. zone	Def. zone
11 / 58%	8 / 42%	6 / 46%	7 / 54%	3 / 75%	1 / 25%

Total wins  
all zones

FRA	GBR
20 / 56%	16 / 44%



HEAD TO HEAD

		GBR								
No.	6	8	9	13	Tot	wins FRA	Dz	Nz	Az	
FRA	17	2 - 0	1 - 0		3	3 100%	2 100%	1 100%		
	29	4 - 2			6 - 2	14	10 71%	6 67%	2 67%	2 100%
	44	6 - 6			1 - 2	15	7 47%	3 60%	3 38%	1 50%
	64			0 - 1	0 - 1	2	0 0%	0 0%	0 0%	
	94				0 - 2	2	0 0%	0 0%		
<b>Tot</b>	<b>20</b>	<b>1</b>	<b>1</b>	<b>14</b>	<b>36</b>	<b>20 56%</b>	<b>11 58%</b>	<b>6 46%</b>	<b>3 75%</b>	
<b>wins GBR</b>	<b>8 40%</b>	<b>0 0%</b>	<b>1 100%</b>	<b>7 50%</b>	<b>16 44%</b>					
<b>Dz</b>	<b>1 25%</b>				<b>1 25%</b>					
<b>Nz</b>	<b>5 63%</b>	<b>0 0%</b>		<b>2 50%</b>	<b>7 54%</b>					
<b>Az</b>	<b>2 25%</b>		<b>1 100%</b>	<b>5 50%</b>	<b>8 42%</b>					

<b>Legend:</b>	<b>Az</b> Attacking zone	<b>Dz</b> Defending zone	<b>No.</b> Jersey number	<b>Nz</b> Neutral zone	<b>Tot.</b> Total face-offs played
----------------	--------------------------	--------------------------	--------------------------	------------------------	------------------------------------



## GAME ROSTER

## THA - KAZ

## Referees

WEBINGER Kevin (CAN)

## Goalkeepers

Team: THA

No.	Name	GP	MIP	GA	SVS	SOG	SVS%	GAA
79	PHANOOT Bunchauy	1	60:00	11	21	32	65.62	11.00

## Team Roster

Team: THA (Blue)

No.	Pos.	Name	GP	G	A	PTS	PIM	+/-
1	F	SUWANNATRAI Katikom	1	0	0	0	0	-5
7	F	SAENNAI Tawatchai	1	0	0	0	0	-4
8	D	BAOARSA Somsaksri	1	0	0	0	0	-2
9	D	CHAMNANRAT Apinan	1	0	0	0	0	-6
12	D	SAENGNUAN Theeraphong	1	0	0	0	0	-5
13	F	JAOUÉ Narongsak	1	0	0	0	0	-1
15	F	MAHALAT Nannatee	1	0	0	0	0	-5
18	F	SRIWANKHAM Somprasong	1	0	0	0	0	-5
23	F	GOMOL Suphachai	1	0	0	0	0	-6
27	D	CHUCHUN Chuchat	1	0	0	0	0	-4
32	F	SAE-LU Arbe	1	0	0	0	0	-4
33	D	RINTHONG Pongsakorn	1	0	0	0	12	-3
79	GK	PHANOOT Bunchauy	1	0	0	0	0	0

Head Coach: FOSTNER Patrick

## Linesmen

NIITTYLA Lari (FIN) , RUNDSTROM Tony (SWE)

Team: KAZ

No.	Name	GP	MIP	GA	SVS	SOG	SVS%	GAA
25	BASMANOV Oleg	0	00:00	0	0	0	0.00	0.00
30	MUKATOV Beimbet	0	00:00	0	0	0	0.00	0.00

Team: KAZ (White)

No.	Pos.	Name	GP	G	A	PTS	PIM	+/-
5	D	ZHANSEITOV Daulet	0	0	0	0	0	0
7	D	BONDARENKO Dmitriy	0	0	0	0	0	0
10	D	BEXULTAN Zhanibektarkhan	0	0	0	0	0	0
15	F	SABIROV Kairat	0	0	0	0	0	0
16	F	KARIPBAYEV Kuat	0	0	0	0	0	0
17	D	ABDYGALIMOV Yerbolat	0	0	0	0	0	0
18	F	PASKHALIDI Alexandr	0	0	0	0	0	0
21	F	TOKTARBAYEV Aidos	0	0	0	0	0	0
25	GK	BASMANOV Oleg	0	0	0	0	0	0
27	F	MIYANOV Maxat	0	0	0	0	0	0
29	D	AKHMETOV Almas	0	0	0	0	0	0
30	GK	MUKATOV Beimbet	0	0	0	0	0	0

Head Coach: BIKSITOV Timur

## Legend:

<b>+/-</b>	Plus/minus net	<b>A</b>	Assists	<b>D</b>	Defence	<b>F</b>	Forward
<b>G</b>	Goals	<b>GA</b>	Goals against	<b>GAA</b>	Goals against as average per 60 minutes	<b>GK</b>	Goalkeeper
<b>GP</b>	Games played	<b>MIP</b>	Minutes and seconds played	<b>No.</b>	Jersey number	<b>PIM</b>	Penalties in minutes
<b>Pos.</b>	Position	<b>PTS</b>	Points	<b>SOG</b>	Shots on goal	<b>SVS</b>	Saves
<b>SVS%</b>	Saves in percentage						



## LINE-UPS

## THA - KAZ

## Referees

WEBINGER Kevin (CAN)

NIITTYLA Lari (FIN) , RUNDSTROM Tony (SWE)

## Goalkeepers

Team: THA

## No. Name

79 PHANOOT Bunchauy

Team: KAZ

## No. Name

1 MUKATOV Beimbet

20 BASMANOV Oleg

## Team Line-ups

Team: THA (Blue)

## No. Pos. Name

12 D	SAENGNUAN Theeraphong +C
33 D	RINTHONG Pongsakorn
1 F	SUWANNATRAI Katikorn
15 F	MAHALAT Nannatee
23 F	GOMOL Suphachai
8 D	BAOARSA Somsaksri
9 D	CHAMNANRAT Apinan
7 F	SAENNAI Tawatchai
18 F	SRIWANKHAM Somprasong
32 F	SAE-LU Arbe +A
27 D	CHUCHUN Chuchat +A
13 F	JAOUE Narongsak

Head Coach: FOSTNER Patrick

Team: KAZ (White)

## No. Pos. Name

7 D	BONDARENKO Dmitriy
17 D	ABDYGALIMOV Yerbolat
15 F	SABIROV Kairat
16 F	KARIPBAYEV Kuat +C
28 F	PASKHALIDI Alexandr +A
5 D	ZHANSEITOV Daulet
10 D	BEXULTAN Zhanibektarkhan +A
29 D	AKHMETOV Almas
21 F	TOKTARBAYEV Aidos
27 F	MIYANOV Maxat

Head Coach: BIKSITOV Timur

## Legend:

+A Assistant Captain  
No. Jersey number

+C Captain  
Pos. Position

D Defence F Forward





GAME SUMMARY

THA - KAZ 0 - 7 (0 - 3 , 0 - 2 , 0 - 2)

Spectators	Referees	Linesmen
	WEBINGER Kevin (CAN)	NIITTYLA Lari (FIN)

Team Statistics

Period	Score	SVS	SOG	PIM	TPP	PPG	SHG
1	0 : 3	8 : 1	1 : 11	2 : 2	01:34 : 01:34	0 : 0	0 : 0
2	0 : 2	7 : 1	1 : 9	2 : 0	00:00 : 01:06	0 : 1	0 : 0
3	0 : 2	5 : 0	0 : 7	4 : 4	02:13 : 00:19	0 : 0	0 : 0
<b>Total</b>	<b>0 : 7</b>	<b>20 : 2</b>	<b>2 : 27</b>	<b>8 : 6</b>	<b>03:47 : 02:59</b>	<b>0 : 1</b>	<b>0 : 0</b>

1st Period

Action	Time	ET/Res	Team	Type	No.	Name	(G)	Name of Assistant(s) / Action Description
GK	00:00		THA		79	PHANOOT B		- Goalkeeper in
GK	00:00		KAZ		1	MUKATOV B		- Goalkeeper in
<b>Goal</b>	<b>06:44</b>	<b>0 : 1</b>	<b>KAZ</b>	<b>EQ</b>	<b>16</b>	<b>KARIPBAYEV K</b>	(1)	15 SABIROV K On Ice THA 79 7 8 18 27 32 KAZ 1 7 15 16 17 28
Penalty	09:11	11:11	THA	2 min.	1	SUWANNATRAI K		- Teeing
Penalty	10:45	12:45	KAZ	2 min.	29	AKHMETOV A		- Interference
<b>Goal</b>	<b>13:02</b>	<b>0 : 2</b>	<b>KAZ</b>	<b>EQ</b>	<b>28</b>	<b>PASKHALIDI A</b>	(1)	On Ice THA 79 1 7 9 15 23 KAZ 1 7 15 17 28 29
<b>Goal</b>	<b>19:56</b>	<b>0 : 3</b>	<b>KAZ</b>	<b>EQ</b>	<b>10</b>	<b>BEXULTAN Z</b>	(1)	On Ice THA 79 1 15 23 27 33 KAZ 1 7 10 21 27 29

2nd Period

Action	Time	ET/Res	Team	Type	No.	Name	(G)	Name of Assistant(s) / Action Description
GK	25:00		KAZ		20	BASMANOV O		1 MUKATOV B - Goalkeeper out
<b>Goal</b>	<b>30:02</b>	<b>0 : 4</b>	<b>KAZ</b>	<b>EQ</b>	<b>16</b>	<b>KARIPBAYEV K</b>	(2)	17 ABDYGALIMOV Y On Ice THA 79 7 15 18 27 32 KAZ 20 7 15 16 17 28
Penalty	33:20	34:26	THA	2 min.	15	MAHALAT N		- Teeing
<b>Goal</b>	<b>34:26</b>	<b>0 : 5</b>	<b>KAZ</b>	<b>PP1</b>	<b>10</b>	<b>BEXULTAN Z</b>	(2)	27 MIYANOV M On Ice THA 79 1 9 23 33 KAZ 20 5 10 21 27 29 *

3rd Period

Action	Time	ET/Res	Team	Type	No.	Name	(G)	Name of Assistant(s) / Action Description
Penalty	46:30	48:30	THA	2 min.	32	SAE-LU A		- Elbowing
Penalty	46:43	48:43	KAZ	2 min.	17	ABDYGALIMOV Y		- Interference
Penalty	49:11	51:11	KAZ	2 min.	7	BONDARENKO D		- Teeing
Time-out	51:32		THA					
<b>Goal</b>	<b>52:37</b>	<b>0 : 6</b>	<b>KAZ</b>	<b>EQ</b>	<b>10</b>	<b>BEXULTAN Z</b>	(3)	27 MIYANOV M On Ice THA 79 1 8 18 23 27 KAZ 20 5 10 21 27 29
<b>Goal</b>	<b>55:49</b>	<b>0 : 7</b>	<b>KAZ</b>	<b>EQ</b>	<b>16</b>	<b>KARIPBAYEV K</b>	(3)	28 PASKHALIDI A On Ice THA 79 7 9 12 15 33 KAZ 20 7 15 16 17 28
Penalty	59:54	60:00	THA	2 min.	32	SAE-LU A		- Teeing
GK	60:00		THA					79 PHANOOT B - Goalkeeper out
GK	60:00		KAZ					20 BASMANOV O - Goalkeeper out

Goalkeeper Records

Team : THA - Thailand

No.	Name	SOG	SVS	MIP
79	PHANOOT Bunchay	27	20	60:00

Team : KAZ - Kazakhstan

No.	Name	SOG	SVS	MIP
20	BASMANOV Oleg	1	1	35:00
1	MUKATOV Beimbet	1	1	25:00

Game Statistics

Team : THA (Blue)											Shots on Goal					
No.	Pos.	Name	G	A	P	PIM	FO+	FO-	FO+/-	FO%	1	2	3	OT	TS	+/-
1	F	SUWANNATRAI Katikorn	0	0	0	2	8	12	-4	40.00	0	0	0	0	0	-3



WED 7 DEC 2022

START TIME 18:00  
END TIME 20:00

ROUND ROBIN, GAME 4



Head Coach : FOSTNER Patrick

No.	Pos.	Name	G	A	P	PIM	FO+	FO-	FO+/-	FO%	Shots on Goal					+/-
											1	2	3	OT	TS	
12	D	SAENGNUAN Theeraphong +C	0	0	0	0	0	0	0	0.00	0	0	0	0	0	-1
15	F	MAHALAT Nannatee	0	0	0	2	2	3	-1	40.00	0	0	0	0	0	-4
23	F	GOMOL Suphachai	0	0	0	0	0	1	-1	0.00	0	0	0	0	-3	
33	D	RINTHONG Pongsakorn	0	0	0	0	1	0	1	100.00	0	0	0	0	-2	
7	F	SAENNAI Tawatchai	0	0	0	0	0	0	0	0.00	1	0	0	1	-4	
8	D	BAOARSA Somsaksri	0	0	0	0	0	0	0	0.00	0	0	0	0	-2	
9	D	CHAMNANRAT Apinan	0	0	0	0	0	0	0	0.00	0	0	0	0	-2	
18	F	SRIWANKHAM Somprasong (BP)	0	0	0	0	0	0	0	0.00	0	0	0	0	-3	
32	F	SAE-LU Arbe +A	0	0	0	4	12	13	-1	48.00	0	1	0	1	-2	
13	F	JAOUE Narongsak	0	0	0	0	0	0	0	0.00	0	0	0	0	0	
27	D	CHUCHUN Chuchatt +A	0	0	0	0	0	0	0	0.00	0	0	0	0	-4	
79	GK	PHANOOT Bunchauy	0	0	0	0					0	0	0	0		
<b>Total</b>			<b>0</b>	<b>0</b>	<b>0</b>	<b>8</b>	<b>23</b>	<b>29</b>	<b>-6</b>	<b>44.23</b>	<b>1</b>	<b>1</b>	<b>0</b>	<b>2</b>		

Team : KAZ (White)

Head Coach : BIKSITOV Timur

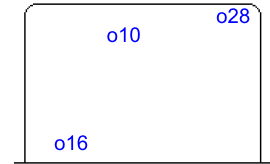
No.	Pos.	Name	G	A	P	PIM	FO+	FO-	FO+/-	FO%	Shots on Goal					+/-
											1	2	3	OT	TS	
7	D	BONDARENKO Dmitriy	0	0	0	2	3	0	3	100.00	0	0	0	0	+5	
15	F	SABIROV Kairat	0	1	1	0	0	0	0	0.00	2	0	1	3	+4	
16	F	KARIPBAYEV Kuat +C (BP)	3	0	3	0	7	14	-7	33.33	3	1	2	6	+3	
17	D	ABDYGALIMOV Yerbolat	0	1	1	2	0	0	0	0.00	0	0	0	0	+4	
28	F	PASKHALIDI Alexandr +A	1	1	2	0	0	0	0	0.00	1	1	0	2	+4	
5	D	ZHANSEITOV Daulet	0	0	0	0	0	0	0	0.00	0	1	0	1	+1	
10	D	BEXULTAN Zhanibektarkhan +A	3	0	3	0	8	4	4	66.67	3	2	1	6	+2	
21	F	TOKTARBAYEV Aidos	0	0	0	0	11	5	6	68.75	2	1	0	3	+2	
27	F	MIYANOV Maxat	0	2	2	0	0	0	0	0.00	0	3	2	5	+2	
29	D	AKHMETOV Almas	0	0	0	2	0	0	0	0.00	0	0	1	1	+3	
1	GK	MUKATOV Beimbet	0	0	0	0					0	0	0	0		
20	GK	BASMANOV Oleg	0	0	0	0					0	0	0	0		
<b>Total</b>			<b>7</b>	<b>5</b>	<b>12</b>	<b>6</b>	<b>29</b>	<b>23</b>	<b>6</b>	<b>55.77</b>	<b>11</b>	<b>9</b>	<b>7</b>	<b>27</b>		

Legend:							
<b>(G)</b>	Goals in tournament	*	does not count for Plus/minus	<b>+/-</b>	Plus/minus net	<b>+A</b>	Assistant Captain
<b>+C</b>	Captain	<b>A</b>	Assists	<b>D</b>	Defence	<b>EQ</b>	Equal strength
<b>ET/Res</b>	Penalty end time/Result of game	<b>F</b>	Forward	<b>FO-</b>	Face-offs lost	<b>FO%</b>	Face-offs won as percentage
<b>FO+</b>	Face-offs won	<b>FO+/-</b>	Face-offs net	<b>G</b>	Goals	<b>GK</b>	Goalkeeper
<b>MIP</b>	Minutes in play (GK)	<b>No.</b>	Jersey number	<b>OT</b>	Overtime	<b>P</b>	Points
<b>PIM</b>	Penalties in minutes	<b>Pos.</b>	Position	<b>PP1</b>	Power play - 1 player	<b>PPG</b>	Power play goals
<b>SHG</b>	Shorthanded goals	<b>SOG</b>	Shots on goal	<b>SVS</b>	Saves	<b>TPP</b>	Time on power play
<b>TS</b>	Total shots						



### SHOT CHART THA - KAZ

Shots by KAZ  
Goals (o): 3      SSG (+): 8  
SSP (<): 0      SPG (-): 1



GK 79 of THA



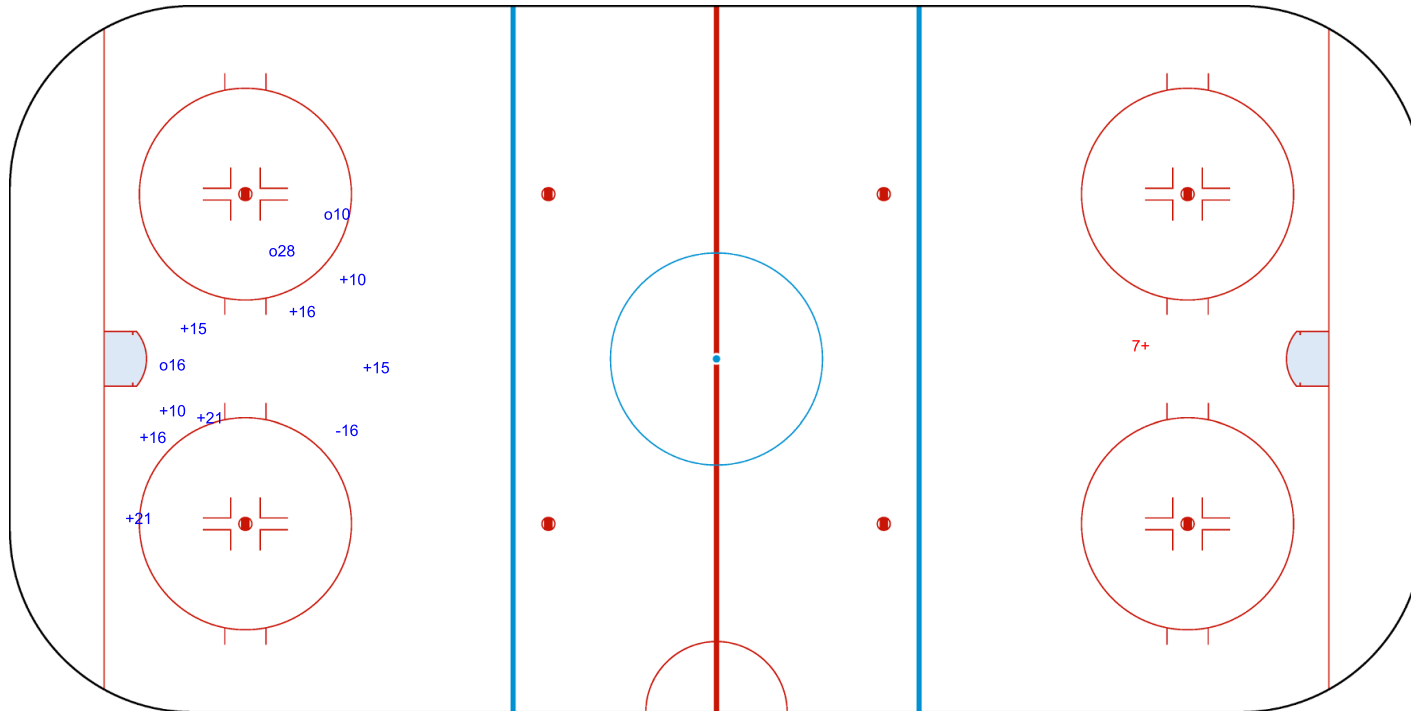
Period: 1



Shots by THA  
Goals (o): 0      SSG (+): 1  
SSP (>): 0      SPG (-): 0



GK 1 of KAZ





WED 7 DEC 2022

START TIME 18:00

ROUND ROBIN, GAME 4



Shots by THA

Goals (o): 0

SSG (+): 1

SSP (<): 0

SPG (-): 0



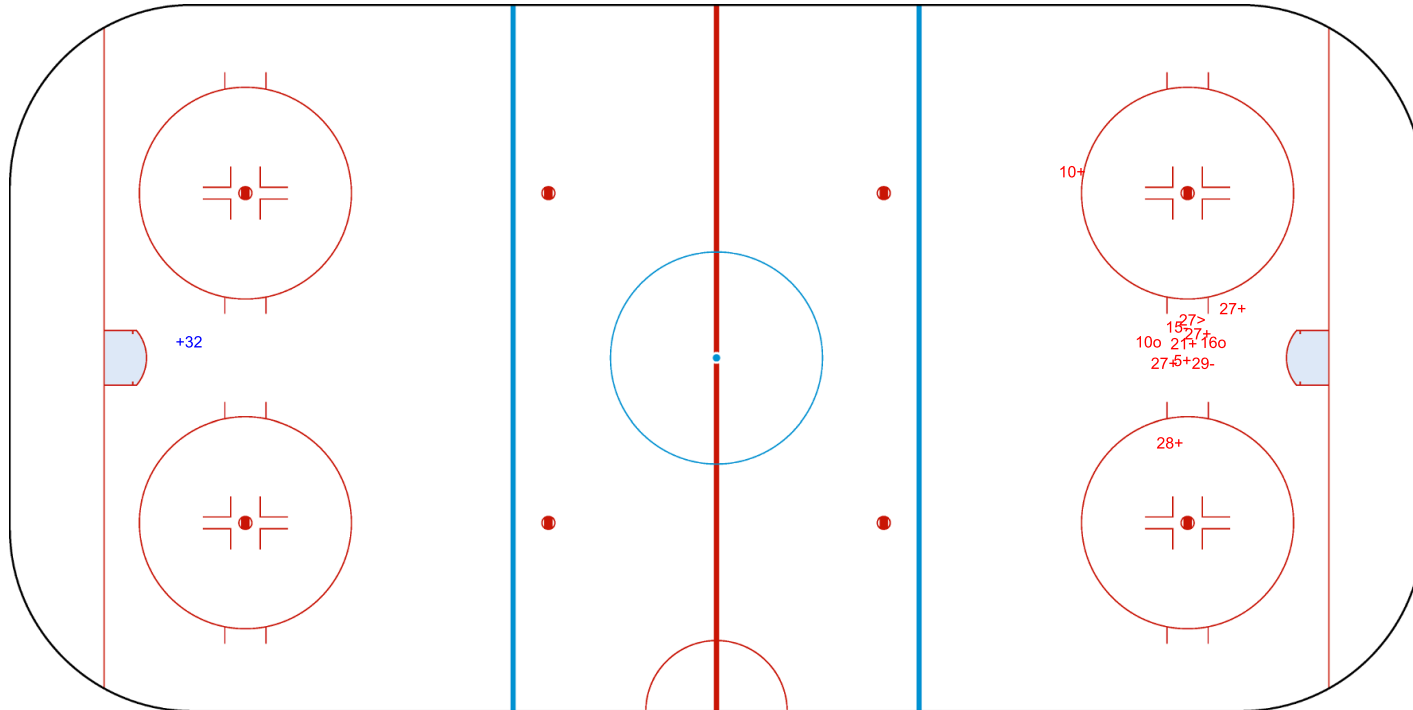
GK 1 of KAZ



GK 20 of KAZ



Period: 2




Shots by KAZ

Goals (o): 2

SSG (+): 7

SSP (>): 1


SPG (-): 2



GK 79 of THA



Shots by KAZ  
Goals (o): 2    SSG (+): 5  
SSP (<): 0    SPG (-): 1



GK 79 of THA



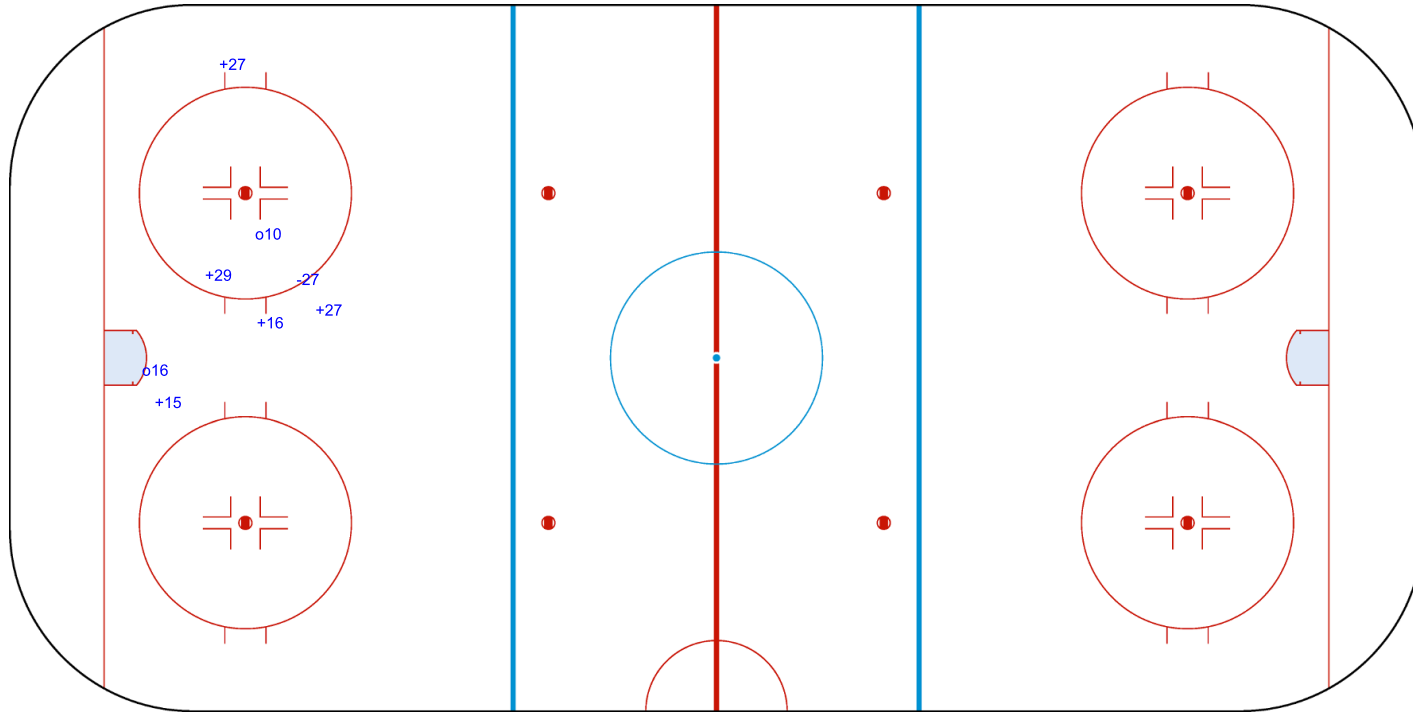
Period: 3



Shots by THA  
Goals (o): 0    SSG (+): 0  
SSP (>): 0    SPG (-): 0



GK 20 of KAZ



Legend:	
<b>GK</b>	Goalkeeper
<b>SPG</b>	Shots past goal
<b>SSG</b>	Shots saved by goalkeeper
<b>SSP</b>	Shots saved by player



FACE-OFF CHART

THA - KAZ

PERIOD 1

	THA	KAZ	THA	KAZ	THA	KAZ	
	Def. zone	Att. zone	Neutral zone		Att. zone	Def. zone	
	- 32	+ 16	+ 1	- 16	- 23	+ 7	Total wins all zones
	- 1	+ 10	+ 32	- 16			
	- 1	+ 10	- 1	+ 10			
	+ 32	- 10	- 32	+ 16			
	- 32	+ 10	+ 32	- 16			
	+ 1	- 16	- 32	+ 16			
	- 32	+ 21	- 1	+ 16			
			- 1	+ 10			
			- 1	+ 10			
			+ 1	- 10			
Total wins / period	2 / 29%	5 / 71%	4 / 40%	6 / 60%	0 / 0%	1 / 100%	THA 6 / 33% KAZ 12 / 67%

PERIOD 2

	THA	KAZ	THA	KAZ	THA	KAZ	
	Def. zone	Att. zone	Neutral zone		Att. zone	Def. zone	
	- 32	+ 10	+ 32	- 10	- 1	+ 10	Total wins all zones
	+ 32	- 16	+ 1	- 10	+ 32	- 16	
	+ 32	- 16	+ 32	- 16	+ 32	- 16	
	+ 33	- 21	- 32	+ 16	+ 1	- 16	
	- 32	+ 21	+ 1	- 21			
	- 1	+ 21	- 1	+ 21			
	+ 1	- 21	+ 32	- 21			
			- 32	+ 21			
			- 32	+ 21			
			- 1	+ 21			
Total wins / period	4 / 57%	3 / 43%	5 / 50%	5 / 50%	3 / 75%	1 / 25%	THA 12 / 57% KAZ 9 / 43%

PERIOD 3

	THA	KAZ	THA	KAZ	THA	KAZ	
	Def. zone	Att. zone	Neutral zone		Att. zone	Def. zone	
	- 15	+ 16	+ 32	- 16	+ 15	- 16	Total wins all zones
	- 32	+ 21	- 15	+ 21	- 15	+ 7	
	- 32	+ 21	+ 15	- 16	+ 32	- 16	
	- 1	+ 21	- 32	+ 16			
	+ 1	- 21					
	- 1	+ 7					
Total wins / period	1 / 17%	5 / 83%	2 / 50%	2 / 50%	2 / 67%	1 / 33%	THA 5 / 38% KAZ 8 / 62%

TOTAL

	THA	KAZ	THA	KAZ	THA	KAZ	Total wins all zones
	Def. zone	Att. zone	Neutral zone		Att. zone	Def. zone	
Total wins / game	7 / 35%	13 / 65%	11 / 46%	13 / 54%	5 / 63%	3 / 37%	THA 23 / 44% KAZ 29 / 56%



HEAD TO HEAD

		KAZ								
No.		7	10	16	21	Tot	wins THA	Dz	Nz	Az
THA	1	0 - 1	2 - 6	3 - 1	3 - 4	20	8 40%	3 38%	4 40%	1 50%
	15	0 - 1		2 - 1	0 - 1	5	2 40%	0 0%	1 50%	1 50%
	23	0 - 1				1	0 0%			0 0%
	32		2 - 2	9 - 5	1 - 6	25	12 48%	3 30%	6 50%	3 100%
	33				1 - 0	1	1 100%	1 100%		
<b>Tot</b>		3	12	21	16	52	23 44%	7 35%	11 46%	5 63%
<b>wins KAZ</b>		3 100%	8 67%	7 33%	11 69%	29 56%				
<b>Dz</b>		2 100%	1 100%	0 0%		3 37%				
<b>Nz</b>			3 50%	5 45%	5 71%	13 54%				
<b>Az</b>		1 100%	4 80%	2 40%	6 67%	13 65%				

<b>Legend:</b>	<b>Az</b> Attacking zone	<b>Dz</b> Defending zone	<b>No.</b> Jersey number	<b>Nz</b> Neutral zone	<b>Tot.</b> Total face-offs played
----------------	--------------------------	--------------------------	--------------------------	------------------------	------------------------------------



## GAME ROSTER

## KAZ - FRA

## Referees

WEBINGER Kevin (CAN)

## Linesmen

HUS Igor (SVK) , HUTCHINS Jeremy (USA)

## Goalkeepers

## Team: KAZ

No.	Name	GP	MIP	GA	SVS	SOG	SVS%	GAA
1	MUKATOV Beimbet	1	25:00	0	1	1	100.00	0.00
20	BASMANOV Oleg	1	35:00	0	1	1	100.00	0.00

## Team Roster

## Team: KAZ (Blue)

No.	Pos.	Name	GP	G	A	PTS	PIM	+/-
1	GK	MUKATOV Beimbet	1	0	0	0	0	
5	D	ZHANSEITOV Daulet	1	0	0	0	0	+1
7	D	BONDARENKO Dmitriy	1	0	0	0	2	+5
10	D	BEXULTAN Zhanibektarkhan	1	3	0	3	0	+2
15	F	SABIROV Kairat	1	0	1	1	0	+4
16	F	KARIPBAYEV Kuat	1	3	0	3	0	+3
17	D	ABDYGALIMOV Yerbolat	1	0	1	1	2	+4
20	GK	BASMANOV Oleg	1	0	0	0	0	
21	F	TOKTARBAYEV Aidos	1	0	0	0	0	+2
27	F	MIYANOV Maxat	1	0	2	2	0	+2
28	F	PASKHALIDI Alexandr	1	1	1	2	0	+4
29	D	AKHMETOV Almas	1	0	0	0	2	+3

Head Coach: BIKSITOV Timur

## Team: FRA

No.	Name	GP	MIP	GA	SVS	SOG	SVS%	GAA
31	BLAVETTE Laurent	2	120:00	8	35	43	81.40	4.00
91	AKNIN Sofian	2	00:00	0	0	0	0.00	0.00

## Team: FRA (White)

No.	Pos.	Name	GP	G	A	PTS	PIM	+/-
13	F	LIARD Adrien	2	0	0	0	2	-3
15	F	LETROU Jeremy	2	0	0	0	0	-1
17	F	CADONNA Franck	2	1	2	3	2	-1
27	D	LEPESANT Vincent	2	0	0	0	0	-1
29	F	SIX Mael	2	0	0	0	2	-3
31	GK	BLAVETTE Laurent	2	0	0	0	0	
44	F	PIERRE Francois	2	0	0	0	2	-2
57	D	LEPLUMEY Jean Paul	2	0	0	0	2	-3
64	F	LINIER Roland	2	0	0	0	0	-4
80	D	BATAILLE Pierre	2	0	2	2	4	-2
90	D	JOUENNE Yannick	2	0	0	0	0	-3
91	GK	AKNIN Sofian	2	0	0	0	0	
94	F	BRAYSSE Claude	2	2	0	2	2	-2

Head Coach: LEMETAIS David

## Legend:

<b>+/-</b>	Plus/minus net	<b>A</b>	Assists	<b>D</b>	Defence	<b>F</b>	Forward
<b>G</b>	Goals	<b>GA</b>	Goals against	<b>GAA</b>	Goals against as average per 60 minutes	<b>GK</b>	Goalkeeper
<b>GP</b>	Games played	<b>MIP</b>	Minutes and seconds played	<b>No.</b>	Jersey number	<b>PIM</b>	Penalties in minutes
<b>Pos.</b>	Position	<b>PTS</b>	Points	<b>SOG</b>	Shots on goal	<b>SVS</b>	Saves
<b>SVS%</b>	Saves in percentage						





THU 8 DEC 2022

START TIME 14:30

ROUND ROBIN, GAME 5



## LINE-UPS

## KAZ - FRA

## Referees

WEBINGER Kevin (CAN)

HUS Igor (SVK) , HUTCHINS Jeremy (USA)

## Goalkeepers

Team: KAZ

## No. Name

1 MUKATOV Beimbet  
20 BASMANOV Oleg

## Team Line-ups

Team: KAZ (Blue)

## No. Pos. Name

7 D	BONDARENKO Dmitriy
17 D	ABDYGALIMOV Yerbolat
15 F	SABIROV Kairat
16 F	KARIPBAYEV Kuat +C
28 F	PASKHALIDI Alexandr +A
<hr/>	
5 D	ZHANSEITOV Daulet
10 D	BEXULTAN Zhanibektarkhan +A
29 D	AKHMETOV Almas
21 F	TOKTARBAYEV Aidos
27 F	MIYANOV Maxat

Head Coach: BIKSITOV Timur

Team: FRA

## No. Name

31 BLAVETTE Laurent  
91 AKNIN Sofian

Team: FRA (White)

## No. Pos. Name

27 D	LEPESANT Vincent
80 D	BATAILLE Pierre
44 F	PIERRE Francois +A
64 F	LINIER Roland
94 F	BRAYSSE Claude
<hr/>	
57 D	LEPLUMEY Jean Paul
90 D	JOUENNE Yannick +A
13 F	LIARD Adrien
15 F	LETROU Jeremy
29 F	SIX Mael
<hr/>	
17 F	CADONNA Franck +C

Head Coach: LEMETAIS David

## Legend:

**+A** Assistant Captain  
**No.** Jersey number

**+C** Captain  
**Pos.** Position

**D** Defence **F** Forward



THU 8 DEC 2022

START TIME 14:30  
END TIME 16:25

ROUND ROBIN, GAME 5



GAME SUMMARY

KAZ - FRA 10 - 0 (2 - 0 , 4 - 0 , 4 - 0)

Spectators	Referees	Linesmen
------------	----------	----------

WEBINGER Kevin (CAN)

HUS Igor (SVK) , HUTCHINS Jeremy (USA)

Team Statistics

Period	Score	SVS	SOG	PIM	TPP	PPG	SHG
1	2 : 0	0 : 7	9 : 0	2 : 2	02:00 : 02:00	0 : 0	0 : 0
2	4 : 0	0 : 7	11 : 0	2 : 0	00:00 : 02:00	0 : 0	1 : 0
3	4 : 0	0 : 3	7 : 0	2 : 0	00:00 : 02:00	0 : 0	0 : 0
<b>Total</b>	<b>10 : 0</b>	<b>0 : 17</b>	<b>27 : 0</b>	<b>6 : 2</b>	<b>02:00 : 06:00</b>	<b>0 : 0</b>	<b>1 : 0</b>

1st Period

Action	Time	ET/Res	Team	Type	No.	Name	(G)	Name of Assistant(s) / Action Description
GK	00:00		KAZ		1	MUKATOV B		- Goalkeeper in
GK	00:00		FRA		31	BLAVETTE L		- Goalkeeper in
Penalty	05:34	07:34	KAZ	2 min.	21	TOKTARBAYEV A		- Interference
Goal	10:51	1 : 0	KAZ	EQ	16	KARIPBAYEV K	(4)	7 BONDARENKO D On Ice KAZ 1 7 16 21 27 29 FRA 31 13 15 27 57 90
Goal	16:05	2 : 0	KAZ	EQ	7	BONDARENKO D	(1)	On Ice KAZ 1 7 15 16 27 29 FRA 31 27 44 64 80 94
Penalty	16:31	18:31	FRA	2 min.	90	JOUENNE Y		- Roughing

2nd Period

Action	Time	ET/Res	Team	Type	No.	Name	(G)	Name of Assistant(s) / Action Description
Goal	28:34	3 : 0	KAZ	EQ	10	BEXULTAN Z	(4)	16 KARIPBAYEV K On Ice KAZ 1 7 10 16 21 28 FRA 31 27 44 64 80 94
Goal	31:21	4 : 0	KAZ	EQ	10	BEXULTAN Z	(5)	On Ice KAZ 1 10 16 21 27 29 FRA 31 27 44 64 80 94
Goal	31:58	5 : 0	KAZ	EQ	16	KARIPBAYEV K	(5)	On Ice KAZ 1 7 16 17 27 29 FRA 31 13 15 29 57 90
Penalty	34:23	36:23	KAZ	2 min.	16	KARIPBAYEV K		- Charging
Goal	35:30	6 : 0	KAZ	SH1	10	BEXULTAN Z	(6)	28 PASKHALIDI A On Ice KAZ 1 10 15 21 28 FRA 31 13 15 29 57 90

3rd Period

Action	Time	ET/Res	Team	Type	No.	Name	(G)	Name of Assistant(s) / Action Description
GK	45:00		KAZ		20	BASMANOV O		- Goalkeeper in 1 MUKATOV B - Goalkeeper out
GK	47:02		FRA		91	AKNIN S		- Goalkeeper in 31 BLAVETTE L - Goalkeeper out
Goal	47:20	7 : 0	KAZ	EQ	27	MIYANOV M	(1)	10 BEXULTAN Z On Ice KAZ 20 10 15 21 27 29 FRA 91 27 44 64 80 94
Goal	50:13	8 : 0	KAZ	EQ	21	TOKTARBAYEV A	(1)	29 AKHMETOV A On Ice KAZ 20 5 10 21 27 29 FRA 91 44 57 64 90 94
Penalty	52:12	54:12	KAZ	2 min.	17	ABDYGALIMOV Y		- Throwing a Stick or any Object
Goal	56:13	9 : 0	KAZ	EQ	17	ABDYGALIMOV Y	(1)	15 SABIROV K On Ice KAZ 20 7 15 16 17 28 FRA 91 15 44 57 64 90
Goal	58:47	10 : 0	KAZ	EQ	27	MIYANOV M	(2)	29 AKHMETOV A On Ice KAZ 20 5 10 21 27 29 21 TOKTARBAYEV A FRA 91 29 44 57 64 90
GK	60:00		KAZ					20 BASMANOV O - Goalkeeper out
GK	60:00		FRA					91 AKNIN S - Goalkeeper out

Goalkeeper Records

Team : KAZ - Kazakhstan

Team : FRA - France

No.	Name	SOG	SVS	MIP	No.	Name	SOG	SVS	MIP
1	MUKATOV Beimbet	0	0	45:00	31	BLAVETTE Laurent	20	14	47:02
20	BASMANOV Oleg	0	0	15:00	91	AKNIN Sofian	7	3	12:58

Game Statistics

Team : KAZ (Blue)
-------------------



THU 8 DEC 2022

START TIME 14:30  
END TIME 16:25

ROUND ROBIN, GAME 5



Head Coach : BIKSITOV Timur

No.	Pos.	Name	G	A	P	PIM	FO+	FO-	FO+/-	FO%	Shots on Goal					+/-
											1	2	3	OT	TS	
7	D	BONDARENKO Dmitriy	1	1	2	0	3	4	-1	42.86	1	0	1		2	+5
15	F	SABIROV Kairat	0	1	1	0	1	2	-1	33.33	1	1	0		2	+4
16	F	KARIPBAYEV Kuar +C (BP)	2	1	3	2	4	1	3	80.00	1	2	0		3	+6
17	D	ABDYGALIMOV Yerbolat	1	0	1	2	0	0	0	0.00	0	0	1		1	+2
28	F	PASKHALIDI Alexandr +A	0	1	1	0	0	0	0	0.00	0	0	0		0	+3
5	D	ZHANSEITOV Daulet	0	0	0	0	0	0	0	0.00	0	0	0		0	+2
10	D	BEXULTAN Zhanibektarkhan +A	3	1	4	0	13	9	4	59.09	2	5	0		7	+6
21	F	TOKTARBAYEV Aidos	1	1	2	2	1	3	-2	25.00	4	3	2		9	+7
27	F	MIYANOV Maxat	2	0	2	0	0	0	0	0.00	0	0	3		3	+7
29	D	AKHMETOV Almas	0	2	2	0	0	0	0	0.00	0	0	0		0	+7
1	GK	MUKATOV Beimbet	0	0	0	0					0	0	0		0	
20	GK	BASMANOV Oleg	0	0	0	0					0	0	0		0	
<b>Total</b>			<b>10</b>	<b>8</b>	<b>18</b>	<b>6</b>	<b>22</b>	<b>19</b>	<b>3</b>	<b>53.66</b>	<b>9</b>	<b>11</b>	<b>7</b>		<b>27</b>	

Team : FRA (White)

Head Coach : LEMETAIS David

No.	Pos.	Name	G	A	P	PIM	FO+	FO-	FO+/-	FO%	Shots on Goal					+/-
											1	2	3	OT	TS	
27	D	LEPESANT Vincent	0	0	0	0	0	0	0	0.00	0	0	0		0	-5
44	F	PIERRE Francois +A	0	0	0	0	10	11	-1	47.62	0	0	0		0	-7
64	F	LINIER Roland (BP)	0	0	0	0	0	0	0	0.00	0	0	0		0	-7
80	D	BATAILLE Pierre	0	0	0	0	0	0	0	0.00	0	0	0		0	-4
94	F	BRAYSSSE Claude	0	0	0	0	0	0	0	0.00	0	0	0		0	-5
13	F	LIARD Adrien	0	0	0	0	0	0	0	0.00	0	0	0		0	-3
15	F	LETROU Jeremy	0	0	0	0	0	2	-2	0.00	0	0	0		0	-4
29	F	SIX Mael	0	0	0	0	9	9	0	50.00	0	0	0		0	-3
57	D	LEPLUMEY Jean Paul	0	0	0	0	0	0	0	0.00	0	0	0		0	-6
90	D	JOUENNE Yannick +A	0	0	0	2	0	0	0	0.00	0	0	0		0	-6
17	F	CADONNA Franck +C	0	0	0	0	0	0	0	0.00	0	0	0		0	0
31	GK	BLAVETTE Laurent	0	0	0	0					0	0	0		0	
91	GK	AKNIN Sofian	0	0	0	0					0	0	0		0	
<b>Total</b>			<b>0</b>	<b>0</b>	<b>0</b>	<b>2</b>	<b>19</b>	<b>22</b>	<b>-3</b>	<b>46.34</b>	<b>0</b>	<b>0</b>	<b>0</b>		<b>0</b>	

Legend:							
<b>(G)</b>	Goals in tournament	<b>+/-</b>	Plus/minus net	<b>+A</b>	Assistant Captain	<b>+C</b>	Captain
<b>A</b>	Assists	<b>D</b>	Defence	<b>EQ</b>	Equal strength	<b>ET/Res</b>	Penalty end time/Result of game
<b>F</b>	Forward	<b>FO-</b>	Face-offs lost	<b>FO%</b>	Face-offs won as percentage	<b>FO+</b>	Face-offs won
<b>FO+/-</b>	Face-offs net	<b>G</b>	Goals	<b>GK</b>	Goalkeeper	<b>MIP</b>	Minutes in play (GK)
<b>No.</b>	Jersey number	<b>OT</b>	Overtime	<b>P</b>	Points	<b>PIM</b>	Penalties in minutes
<b>Pos.</b>	Position	<b>PPG</b>	Power play goals	<b>SH1</b>	Shorthanded - 1 player	<b>SHG</b>	Shorthanded goals
<b>SOG</b>	Shots on goal	<b>SVS</b>	Saves	<b>TPP</b>	Time on power play	<b>TS</b>	Total shots



### SHOT CHART KAZ - FRA

Shots by FRA  
Goals (o): 0    SSG (+): 0  
SSP (<): 0    SPG (-): 0




GK 1 of KAZ



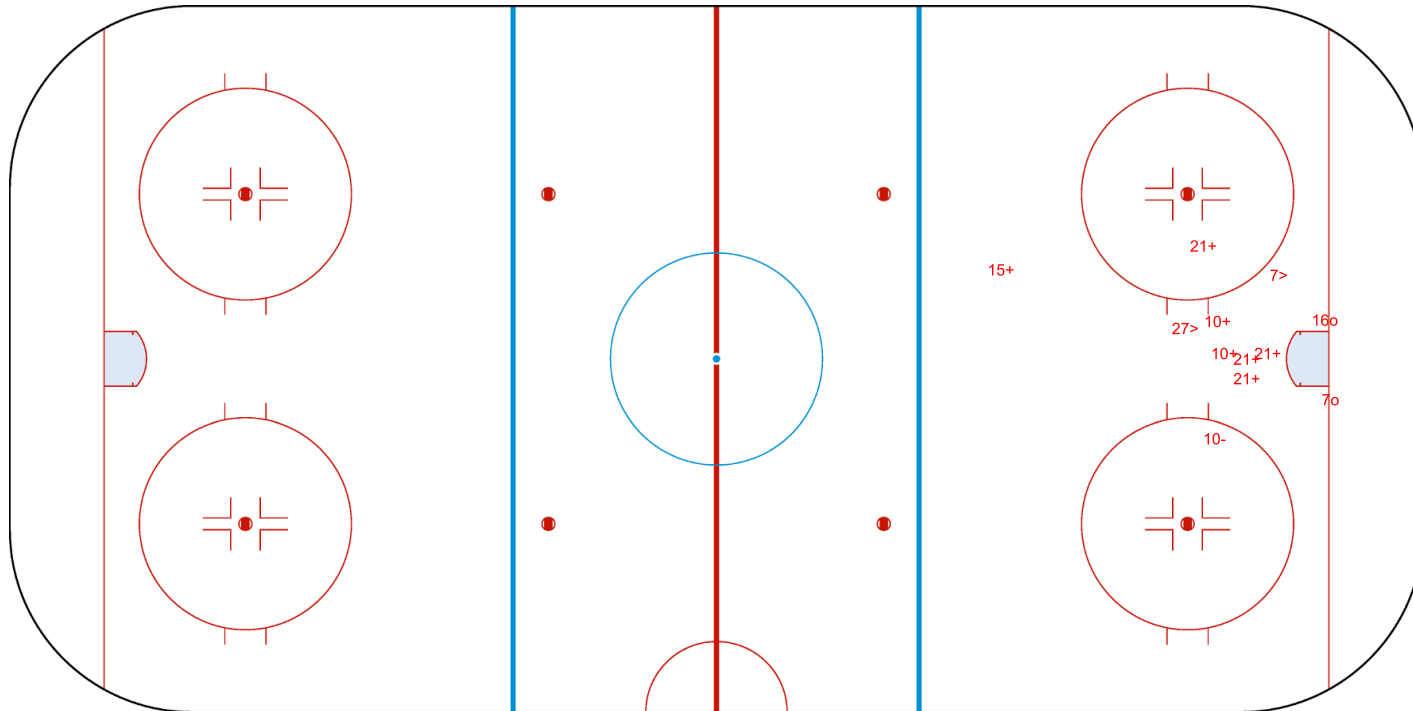
Period: 1



Shots by KAZ  
Goals (o): 2    SSG (+): 7  
SSP (>): 2    SPG (-): 1




GK 31 of FRA





Shots by KAZ  
Goals (o): 4    SSG (+): 7  
SSP (<): 1    SPG (-): 3




GK 31 of FRA



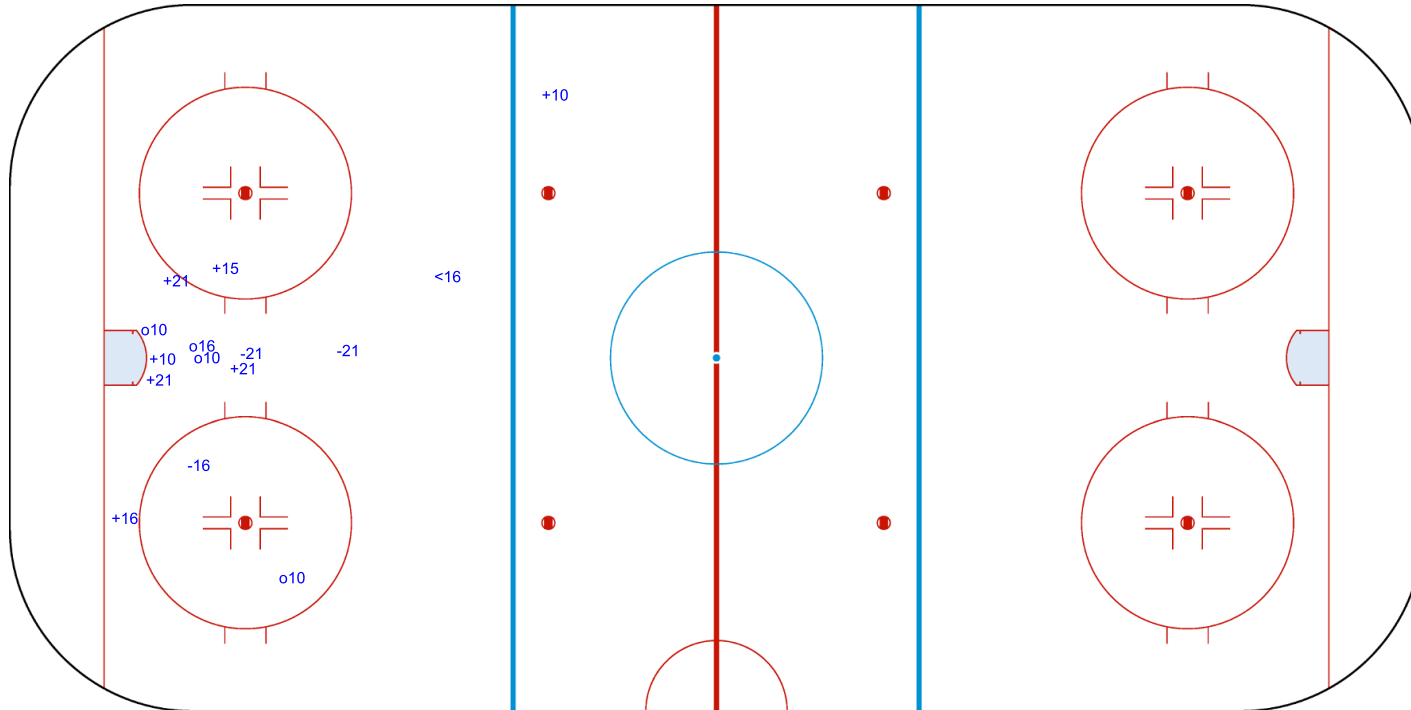
Period: 2



Shots by FRA  
Goals (o): 0    SSG (+): 0  
SSP (>): 0    SPG (-): 0



GK 1 of KAZ






Shots by FRA  
Goals (o): 0    SSG (+): 0  
SSP (<): 0    SPG (-): 0



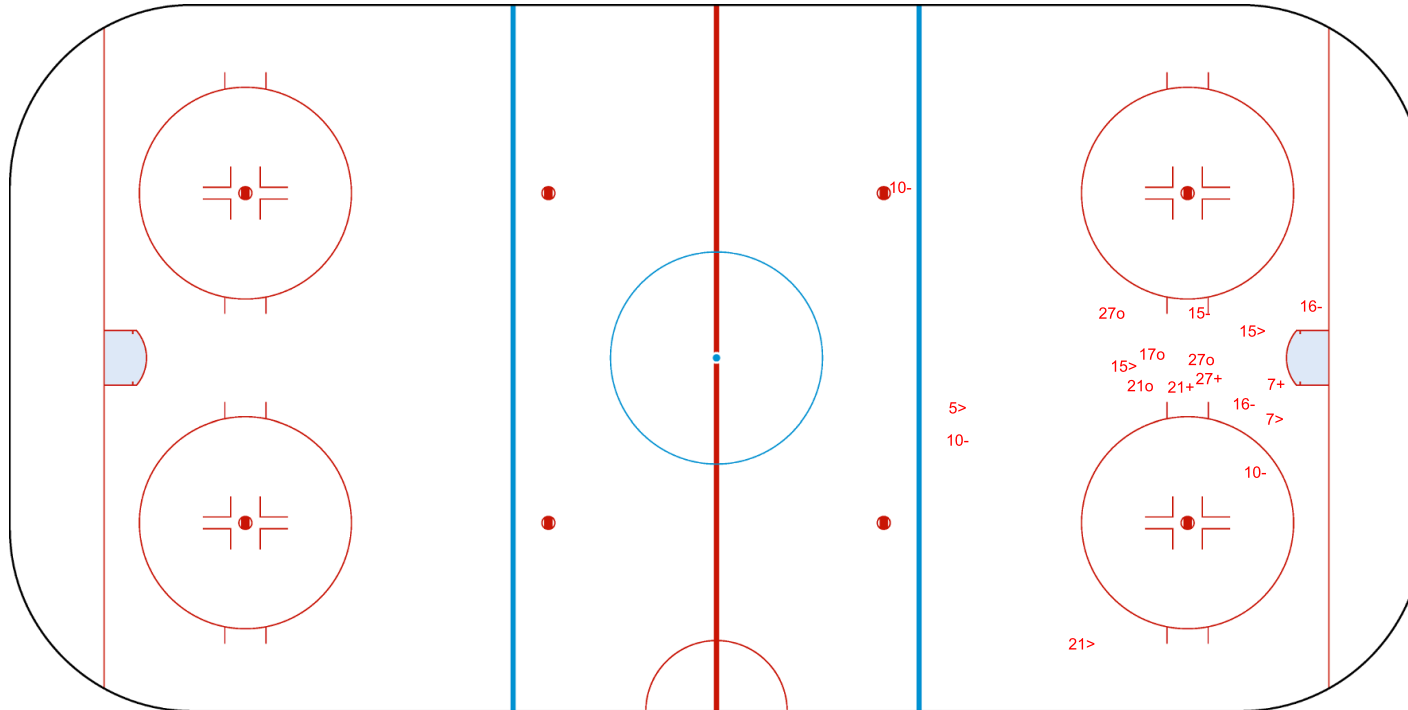
GK 1 of KAZ



GK 20 of KAZ




Period: 3



Shots by KAZ  
Goals (o): 4    SSG (+): 3  
SSP (>): 5    SPG (-): 6



GK 31 of FRA



GK 91 of FRA

<b>Legend:</b>	<b>GK</b> Goalkeeper	<b>SPG</b> Shots past goal	<b>SSG</b> Shots saved by goalkeeper	<b>SSP</b> Shots saved by player
----------------	----------------------	----------------------------	--------------------------------------	----------------------------------



FACE-OFF CHART

KAZ - FRA

PERIOD 1

	KAZ		FRA		KAZ		FRA		KAZ		FRA		Total wins all zones
	Def. zone	Att. zone	Neutral zone	Neutral zone	Att. zone	Def. zone	Att. zone	Def. zone	Att. zone	Def. zone	KAZ	FRA	
	+ 10	- 44	- 10	+ 44	- 10	+ 44	- 10	+ 44	2 / 33%	4 / 67%	8 / 57%	6 / 43%	
			- 10	+ 44	+ 10	- 44	+ 10	- 44					
			- 10	+ 44	- 10	+ 29	- 10	+ 29					
			+ 10	- 29	+ 10	- 29	- 7	+ 44					
			+ 10	- 29	+ 10	- 44	- 7	+ 29					
			+ 10	- 44	+ 10	- 44	+ 10	- 44					
			+ 10	- 44	+ 10	- 44							
			+ 10	- 44									
Total wins / period	1 / 100%	0 / 0%	5 / 71%	2 / 29%	2 / 33%	4 / 67%	8 / 57%	6 / 43%					

PERIOD 2

	KAZ		FRA		KAZ		FRA		KAZ		FRA		Total wins all zones
	Def. zone	Att. zone	Neutral zone	Neutral zone	Att. zone	Def. zone	Att. zone	Def. zone	Att. zone	Def. zone	KAZ	FRA	
	- 15	+ 29	- 10	+ 44	- 7	+ 44	0 / 0%	3 / 100%	6 / 43%	8 / 57%			
			+ 10	- 29	- 16	+ 29							
			- 10	+ 29	- 10	+ 29							
			+ 10	- 44	+ 10	- 44							
			+ 16	- 29	+ 7	- 29							
			+ 7	- 29	+ 16	- 44							
			+ 16	- 44	+ 15	- 44							
			+ 15	- 44	- 15	+ 44							
			- 15	+ 44	- 10	+ 29							
			- 10	+ 29									
Total wins / period	0 / 0%	1 / 100%	6 / 60%	4 / 40%	0 / 0%	3 / 100%	6 / 43%	8 / 57%					

PERIOD 3

	KAZ		FRA		KAZ		FRA		KAZ		FRA		Total wins all zones	
	Def. zone	Att. zone	Neutral zone	Neutral zone	Att. zone	Def. zone	Att. zone	Def. zone	Att. zone	Def. zone	KAZ	FRA		
	- 21	+ 29	- 21	+ 44	+ 21	- 44	3 / 75%	1 / 25%	3 / 60%	2 / 40%	2 / 50%	2 / 50%	8 / 62%	5 / 38%
	+ 7	- 29	- 21	+ 44	- 7	+ 44								
	+ 7	- 29	+ 16	- 29	+ 16	- 44								
	+ 10	- 15	+ 10	- 29	- 10	+ 29								
			+ 10	- 15										
Total wins / period	3 / 75%	1 / 25%	3 / 60%	2 / 40%	2 / 50%	2 / 50%	8 / 62%	5 / 38%						

TOTAL

	KAZ		FRA		KAZ		FRA		KAZ		FRA		Total wins all zones
	Def. zone	Att. zone	Neutral zone	Neutral zone	Att. zone	Def. zone	Att. zone	Def. zone	Att. zone	Def. zone	KAZ	FRA	
Total wins / game	4 / 67%	2 / 33%	14 / 64%	8 / 36%	4 / 31%	9 / 69%	22 / 54%	19 / 46%					



HEAD TO HEAD

		FRA							
	No.	15	29	44	Tot	wins KAZ	Dz	Nz	Az
KAZ	7		3 - 1	0 - 3	7	3 43%	2 100%	1 100%	0 0%
	10	2 - 0	4 - 5	7 - 4	22	13 59%	2 100%	9 64%	2 33%
	15		0 - 1	1 - 1	3	1 33%	0 0%	1 50%	
	16		2 - 1	2 - 0	5	4 80%		3 100%	1 50%
	21		0 - 1	1 - 2	4	1 25%	0 0%	0 0%	1 100%
	<b>Tot</b>	<b>2</b>	<b>18</b>	<b>21</b>	<b>41</b>	<b>22 54%</b>	<b>4 67%</b>	<b>14 64%</b>	<b>4 31%</b>
<b>wins FRA</b>	<b>0 0%</b>	<b>9 50%</b>	<b>10 48%</b>	<b>19 46%</b>					
<b>Dz</b>		<b>5 100%</b>	<b>4 50%</b>	<b>9 69%</b>					
<b>Nz</b>	<b>0 0%</b>	<b>2 22%</b>	<b>6 50%</b>	<b>8 36%</b>					
<b>Az</b>	<b>0 0%</b>	<b>2 50%</b>	<b>0 0%</b>	<b>2 33%</b>					

<b>Legend:</b>	<b>Az</b> Attacking zone	<b>Dz</b> Defending zone	<b>No.</b> Jersey number	<b>Nz</b> Neutral zone	<b>Tot.</b> Total face-offs played
----------------	--------------------------	--------------------------	--------------------------	------------------------	------------------------------------





## GAME ROSTER

## GBR - AUT

## Referees

SORAPERRA Simone (ITA)

## Goalkeepers

Team: GBR

No.	Name	GP	MIP	GA	SVS	SOG	SVS%	GAA
20	HACKWORTH Bryan	2	93:46	0	2	2	100.00	0.00
31	HILL Nicole Jodi	2	26:14	0	0	0	0.00	0.00

## Team Roster

Team: GBR (Blue)

No.	Pos.	Name	GP	G	A	PTS	PIM	+/-
2	D	MEAD Andrew James	2	0	1	1	2	+3
6	F	NICHOLSON Karl	2	4	3	7	0	+10
7	F	CZERNUSZKA-WATTS Dani	2	1	0	1	0	+6
8	F	QUIRK Stacey	2	0	0	0	0	+6
9	F	CHRISTOPHER Tyler	2	4	3	7	0	+11
13	F	FARMER Gary	2	4	3	7	31	+9
20	GK	HACKWORTH Bryan	2	0	0	0	0	
21	D	EMMERSON Leanne	2	0	0	0	0	+1
22	D	le GALLOUDEC Jonathon	2	1	1	2	0	+10
23	F	CAMPBELL Josh	2	0	2	2	0	+7
27	D	HUTCHCRAFT Jamie	2	0	2	2	0	+9
31	GK	HILL Nicole Jodi	2	0	0	0	0	
88	F	STEPHENS Nathan	2	4	2	6	0	+11

Head Coach: OFFERS Ian

## Linesmen

HERMANSEN OSWOLD Marius (NOR) , RUNDSTROM Tony (SWE)

Team: AUT

No.	Name	GP	MIP	GA	SVS	SOG	SVS%	GAA
1	OSSIMITZ Michael	1	59:14	2	4	6	66.67	2.03
83	LADSTAETTER Michael	1	00:00	0	0	0	0.00	0.00

Team: AUT (White)

No.	Pos.	Name	GP	G	A	PTS	PIM	+/-
1	GK	OSSIMITZ Michael	1	0	0	0	0	
5	F	MOSSBAUER Lukas	1	0	0	0	0	0
6	F	WLISZCZAK Dennis	1	0	0	0	0	-2
8	D	EBERDORFER Stefan	1	0	0	0	0	0
11	F	SAUER Michael	1	0	0	0	0	-2
12	F	ROPP Timo	1	0	0	0	2	-1
38	D	REININGER Stefan	1	0	1	1	2	-2
77	F	JUNG Raphael	1	0	0	0	2	-1
80	D	LAIBACHER Alfred	1	0	0	0	2	0
83	GK	LADSTAETTER Michael	1	0	0	0	0	
98	F	HABELER Kai	1	1	0	1	6	-2

Head Coach: HERRNEGGER Lucas

## Legend:

<b>+/-</b>	Plus/minus net	<b>A</b>	Assists	<b>D</b>	Defence	<b>F</b>	Forward
<b>G</b>	Goals	<b>GA</b>	Goals against	<b>GAA</b>	Goals against as average per 60 minutes	<b>GK</b>	Goalkeeper
<b>GP</b>	Games played	<b>MIP</b>	Minutes and seconds played	<b>No.</b>	Jersey number	<b>PIM</b>	Penalties in minutes
<b>Pos.</b>	Position	<b>PTS</b>	Points	<b>SOG</b>	Shots on goal	<b>SVS</b>	Saves
<b>SVS%</b>	Saves in percentage						



## LINE-UPS

## GBR - AUT

## Referees

SORAPERRA Simone (ITA)

HERMANSEN OSWOLD Marius (NOR) , RUNDSTROM Tony (SWE)

## Goalkeepers

Team: GBR

## No. Name

31 HILL Nicole Jodi  
20 HACKWORTH Bryan

## Team Line-ups

Team: GBR (Blue)

## No. Pos. Name

22	D	le GALLOUDEC Jonathon
6	F	NICHOLSON Karl +C
7	F	CZERNUSZKA-WATTS Dani
8	F	QUIRK Stacey
88	F	STEPHENS Nathan +A
21	D	EMMERSON Leanne
27	D	HUTCHCRAFT Jamie
9	F	CHRISTOPHER Tyler +A
13	F	FARMER Gary
23	F	CAMPBELL Josh
2	D	MEAD Andrew James

Head Coach: OFFERS Ian

Team: AUT

## No. Name

1 OSSIMITZ Michael  
83 LADSTAETTER Michael

Team: AUT (White)

## No. Pos. Name

8	D	EBERDORFER Stefan
38	D	REININGER Stefan
6	F	WLISZCZAK Dennis +A
11	F	SAUER Michael +C
12	F	ROPP Timo +A
80	D	LAIBACHER Alfred
5	F	MOSSBAUER Lukas
77	F	JUNG Raphael
98	F	HABELER Kai

Head Coach: HERRNEGGER Lucas

## Legend:

+A Assistant Captain  
No. Jersey number+C Captain  
Pos. Position

D Defence

F Forward



THU 8 DEC 2022

START TIME 18:00  
END TIME 20:07

ROUND ROBIN, GAME 6



GAME SUMMARY

GBR - AUT 7 - 0 (3 - 0 , 2 - 0 , 2 - 0)

Spectators	Referees	Linesmen
55	SORAPERRA Simone (ITA)	HERMANSEN OSWOLD Marius (NOR) , RUNDSTROM Tony (SWE)

Team Statistics

Period	Score	SVS	SOG	PIM	TPP	PPG	SHG
1	3 : 0	1 : 6	9 : 1	0 : 6	03:27 : 00:00	0 : 0	0 : 0
2	2 : 0	0 : 11	13 : 0	2 : 6	03:51 : 02:00	0 : 0	0 : 0
3	2 : 0	1 : 7	9 : 1	0 : 2	02:00 : 00:00	0 : 0	0 : 0
<b>Total</b>	<b>7 : 0</b>	<b>2 : 24</b>	<b>31 : 2</b>	<b>2 : 14</b>	<b>09:18 : 02:00</b>	<b>0 : 0</b>	<b>0 : 0</b>

1st Period

Action	Time	ET/Res	Team	Type	No.	Name	(G)	Name of Assistant(s) / Action Description
GK	00:00		AUT		1	OSSIMITZ M		- Goalkeeper in
GK	00:00		GBR		31	HILL NJ		- Goalkeeper in
Penalty	07:24	09:24	AUT	2 min.	98	HABELER K		- Interference
<b>Goal</b>	<b>11:42</b>	<b>1 : 0</b>	<b>GBR</b>	<b>EQ</b>	<b>88</b>	<b>STEPHENS N</b>	(5)	6 NICHOLSON K 8 QUIRK S On Ice GBR 31 6 8 13 21 88 AUT 1 6 8 11 12 80
<b>Goal</b>	<b>14:54</b>	<b>2 : 0</b>	<b>GBR</b>	<b>EQ</b>	<b>13</b>	<b>FARMER G</b>	(5)	On Ice GBR 31 8 9 13 22 88 AUT 1 8 11 12 80 98
Penalty	14:54	14:54	AUT	2 min.	98	HABELER K		- Teeing
<b>Goal</b>	<b>15:49</b>	<b>3 : 0</b>	<b>GBR</b>	<b>EQ</b>	<b>6</b>	<b>NICHOLSON K</b>	(5)	88 STEPHENS N On Ice GBR 31 6 7 13 27 88 AUT 1 5 6 11 38 80
Penalty	18:33	20:33	AUT	2 min.	98	HABELER K		- Holding an opponent

2nd Period

Action	Time	ET/Res	Team	Type	No.	Name	(G)	Name of Assistant(s) / Action Description
Penalty	25:25	27:25	GBR	2 min.	27	HUTCHCRAFT J		- Teeing
<b>Goal</b>	<b>28:32</b>	<b>4 : 0</b>	<b>GBR</b>	<b>EQ</b>	<b>9</b>	<b>CHRISTOPHER T</b>	(5)	88 STEPHENS N On Ice GBR 31 6 9 22 27 88 AUT 1 6 8 12 77 80
Penalty	32:14	34:14	AUT	2 min.	77	JUNG R		- Teeing
Penalty	33:32	35:32	AUT	2 min.	8	EBERDORFER S		- Interference
<b>Goal</b>	<b>39:32</b>	<b>5 : 0</b>	<b>GBR</b>	<b>EQ</b>	<b>9</b>	<b>CHRISTOPHER T</b>	(6)	6 NICHOLSON K On Ice GBR 31 6 9 13 22 88 AUT 1 12 38 77 80 98
Penalty	39:32	39:32	AUT	2 min.	12	ROPP T		- Holding the Stick

3rd Period

Action	Time	ET/Res	Team	Type	No.	Name	(G)	Name of Assistant(s) / Action Description
Penalty	53:53	55:53	AUT	2 min.	98	HABELER K		- Roughing
GK	56:01		AUT		83	LADSTAETTER M		- Goalkeeper in
<b>Goal</b>	<b>56:18</b>	<b>6 : 0</b>	<b>GBR</b>	<b>EQ</b>	<b>9</b>	<b>CHRISTOPHER T</b>	(7)	13 FARMER G 88 STEPHENS N 1 OSSIMITZ M - Goalkeeper out On Ice GBR 31 6 9 13 21 88 AUT 83 11 38 77 80 98
<b>Goal</b>	<b>58:03</b>	<b>7 : 0</b>	<b>GBR</b>	<b>EQ</b>	<b>13</b>	<b>FARMER G</b>	(6)	22 le GALLOUDEC J On Ice GBR 31 2 9 13 22 23 AUT 83 5 11 12 38 80
GK	60:00		GBR					31 HILL NJ - Goalkeeper out
GK	60:00		AUT					83 LADSTAETTER M - Goalkeeper out

Goalkeeper Records

Team : GBR - Great Britain

Team : AUT - Austria

No.	Name	SOG	SVS	MIP
31	HILL Nicole Jodi	2	2	60:00
20	HACKWORTH Bryan			

No.	Name	SOG	SVS	MIP
1	OSSIMITZ Michael	28	23	56:01
83	LADSTAETTER Michael	3	1	03:59

Game Statistics

Team : GBR (Blue)



THU 8 DEC 2022

START TIME 18:00  
END TIME 20:07

ROUND ROBIN, GAME 6



Head Coach : OFFERS Ian

No.	Pos.	Name	G	A	P	PIM	FO+	FO-	FO+/-	FO%	Shots on Goal					+/-
											1	2	3	OT	TS	
6	F	NICHOLSON Karl +C	1	2	3	0	10	19	-9	34.48	1	0	1		2	+5
7	F	CZERNUSZKA-WATTS Dani	0	0	0	0	0	0	0	0.00	0	0	0		0	+1
8	F	QUIRK Stacey	0	1	1	0	0	2	-2	0.00	0	2	0		2	+2
22	D	le GALLOUDEC Jonathon (BP)	0	1	1	0	0	0	0	0.00	1	1	1		3	+4
88	F	STEPHENS Nathan +A	1	3	4	0	0	0	0	0.00	1	3	1		5	+6
9	F	CHRISTOPHER Tyler +A	3	0	3	0	4	1	3	80.00	2	4	1		7	+5
13	F	FARMER Gary	2	1	3	0	9	6	3	60.00	4	1	4		9	+6
21	D	EMMERSON Leanne	0	0	0	0	0	0	0	0.00	0	0	0		0	+2
23	F	CAMPBELL Josh	0	0	0	0	0	1	-1	0.00	0	1	0		1	+1
27	D	HUTCHCRAFT Jamie	0	0	0	2	0	0	0	0.00	0	1	1		2	+2
2	D	MEAD Andrew James	0	0	0	0	0	0	0	0.00	0	0	0		0	+1
20	GK	HACKWORTH Bryan	0	0	0	0					0	0	0		0	
31	GK	HILL Nicole Jodi	0	0	0	0					0	0	0		0	
<b>Total</b>			<b>7</b>	<b>8</b>	<b>15</b>	<b>2</b>	<b>23</b>	<b>29</b>	<b>-6</b>	<b>44.23</b>	<b>9</b>	<b>13</b>	<b>9</b>		<b>31</b>	

Team : AUT (White)

Head Coach : HERRNEGGER Lucas

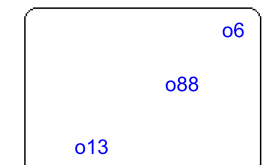
No.	Pos.	Name	G	A	P	PIM	FO+	FO-	FO+/-	FO%	Shots on Goal					+/-
											1	2	3	OT	TS	
6	F	WLISZCZAK Dennis +A	0	0	0	0	1	0	1	100.00	1	0	1		2	-3
8	D	EBERDORFER Stefan	0	0	0	2	0	0	0	0.00	0	0	0		0	-3
11	F	SAUER Michael +C	0	0	0	0	1	2	-1	33.33	0	0	0		0	-5
12	F	ROPP Timo +A (BP)	0	0	0	2	8	9	-1	47.06	0	0	0		0	-5
38	D	REININGER Stefan	0	0	0	0	0	0	0	0.00	0	0	0		0	-4
5	F	MOSSBAUER Lukas	0	0	0	0	0	0	0	0.00	0	0	0		0	-2
77	F	JUNG Raphael	0	0	0	2	6	2	4	75.00	0	0	0		0	-3
80	D	LAIBACHER Alfred	0	0	0	0	0	0	0	0.00	0	0	0		0	-7
98	F	HABELER Kai	0	0	0	8	13	10	3	56.52	0	0	0		0	-3
1	GK	OSSIMITZ Michael	0	0	0	0					0	0	0		0	
83	GK	LADSTAETTER Michael	0	0	0	0					0	0	0		0	
<b>Total</b>			<b>0</b>	<b>0</b>	<b>0</b>	<b>14</b>	<b>29</b>	<b>23</b>	<b>6</b>	<b>55.77</b>	<b>1</b>	<b>0</b>	<b>1</b>		<b>2</b>	

Legend:			
<b>(G)</b>	Goals in tournament	<b>+/-</b>	Plus/minus net
<b>A</b>	Assists	<b>D</b>	Defence
<b>F</b>	Forward	<b>FO-</b>	Face-offs lost
<b>FO+/-</b>	Face-offs net	<b>G</b>	Goals
<b>No.</b>	Jersey number	<b>OT</b>	Overtime
<b>Pos.</b>	Position	<b>PPG</b>	Power play goals
<b>SVS</b>	Saves	<b>TPP</b>	Time on power play
<b>+A</b>	Assistant Captain	<b>EQ</b>	Equal strength
<b>FO%</b>	Face-offs won as percentage	<b>GK</b>	Goalkeeper
<b>P</b>	Points	<b>SHG</b>	Shorthanded goals
<b>TS</b>	Total shots	<b>+C</b>	Captain
<b>ET/Res</b>	Penalty end time/Result of game	<b>FO+</b>	Face-offs won
<b>MIP</b>	Minutes in play (GK)	<b>PIM</b>	Penalties in minutes
<b>SOG</b>	Shots on goal		



### SHOT CHART GBR - AUT

Shots by GBR  
Goals (o): 3    SSG (+): 6  
SSP (<): 1    SPG (-): 4



GK 1 of AUT



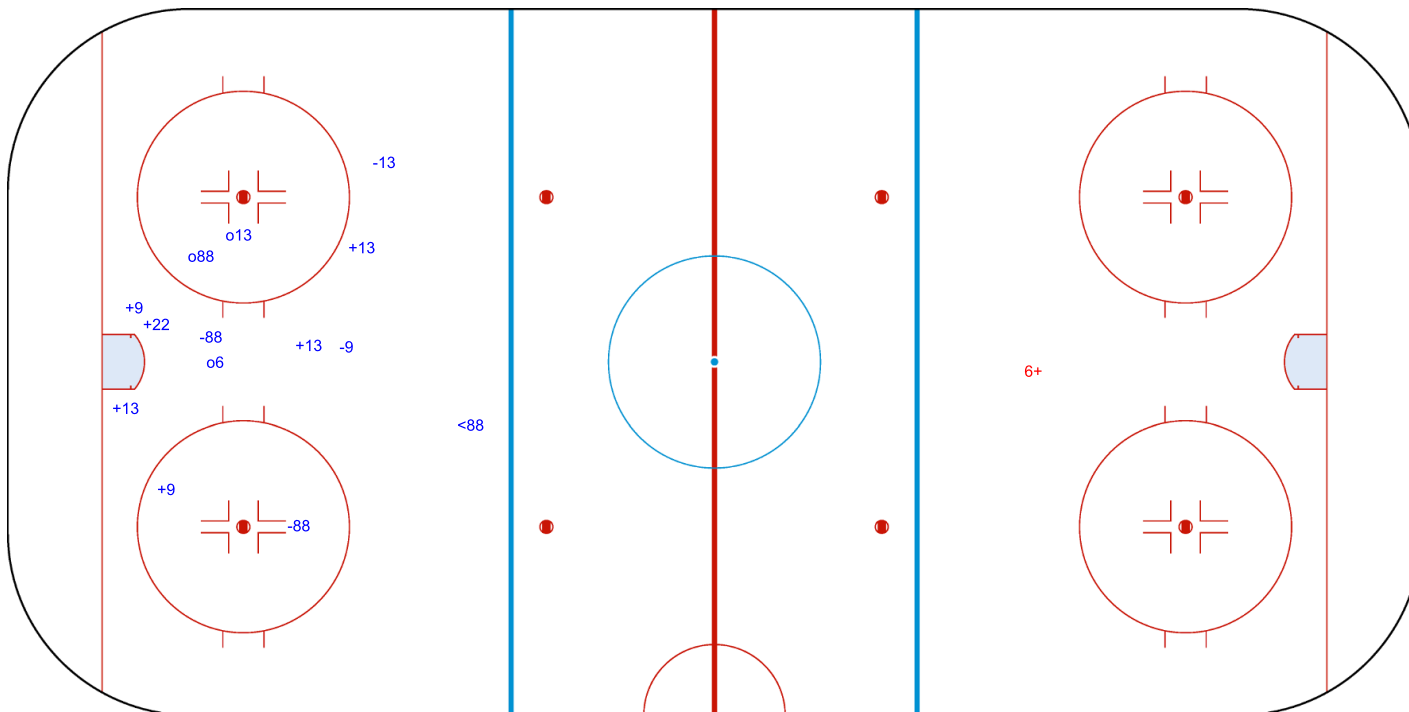
Period: 1



Shots by AUT  
Goals (o): 0    SSG (+): 1  
SSP (>): 0    SPG (-): 0



GK 31 of GBR





THU 8 DEC 2022  
START TIME 18:00

ROUND ROBIN, GAME 6



Shots by AUT  
Goals (o): 0  
SSP (<): 0

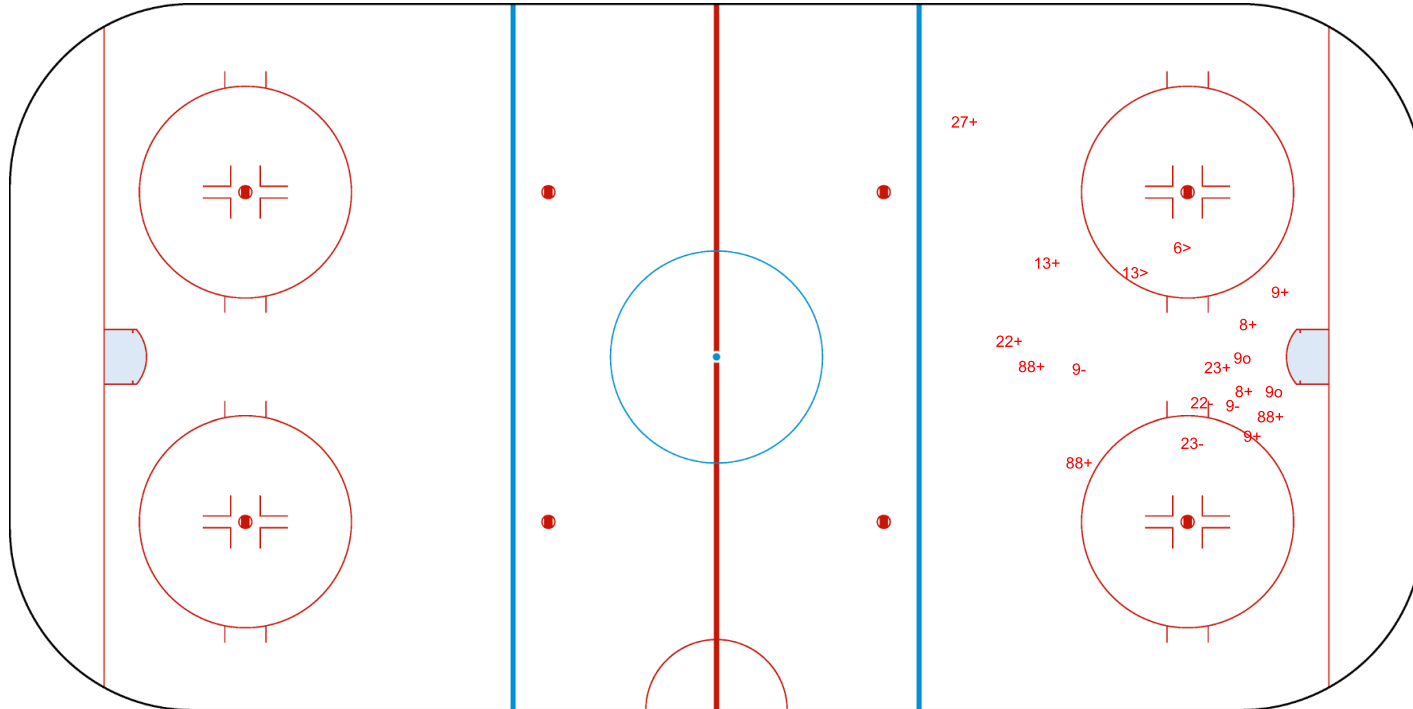
SSG (+): 0  
SPG (-): 0



GK 31 of GBR




Period: 2



Shots by GBR  
Goals (o): 2  
SSP (>): 2

SSG (+): 11  
SPG (-): 4



GK 1 of AUT




Shots by GBR

Goals (o): 2    SSG (+): 7  
SSP (<): 3    SPG (-): 6



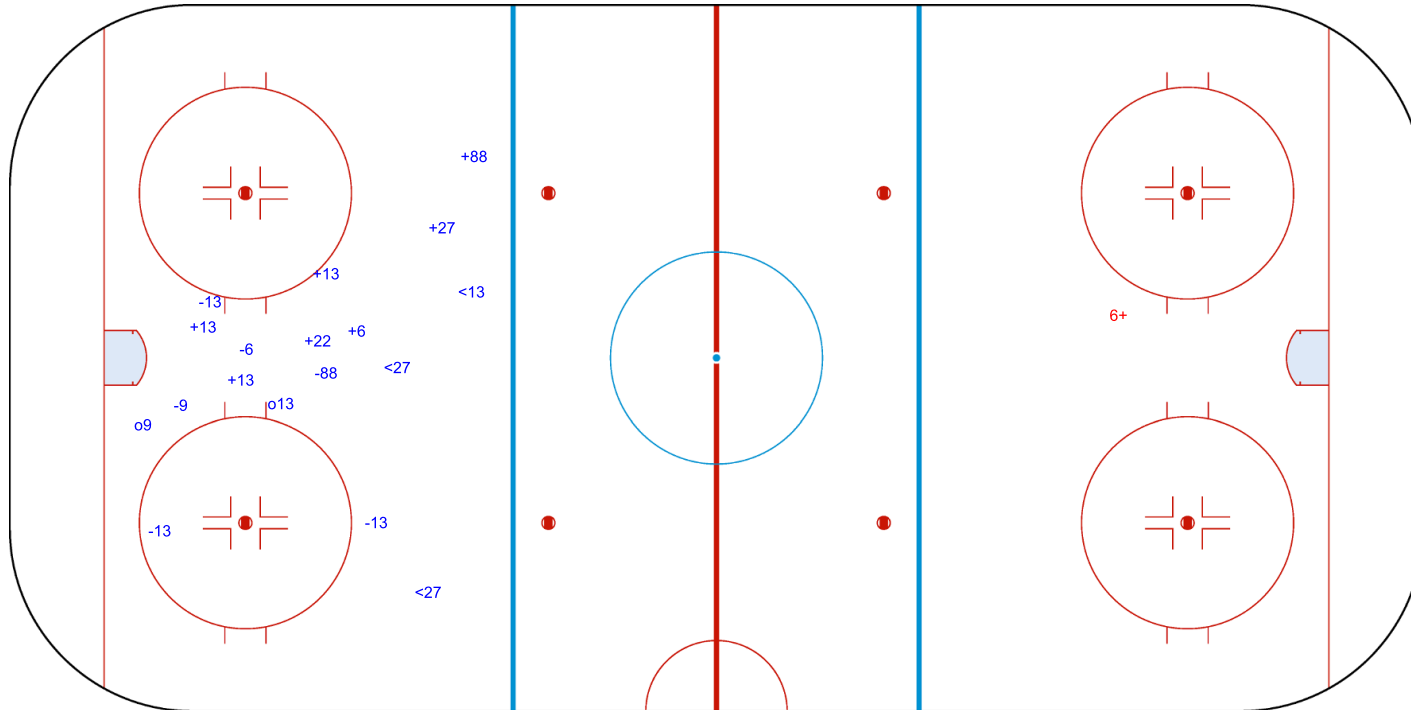
GK 1 of AUT



GK 83 of AUT



Period: 3



Shots by AUT

Goals (o): 0    SSG (+): 1  
SSP (>): 0    SPG (-): 0



GK 31 of GBR

Legend:	
<b>GK</b>	Goalkeeper
<b>SPG</b>	Shots past goal
<b>SSG</b>	Shots saved by goalkeeper
<b>SSP</b>	Shots saved by player



FACE-OFF CHART

GBR - AUT

PERIOD 1

	GBR		AUT		GBR		AUT					
	Def. zone	Att. zone	Neutral zone		Att. zone	Def. zone						
	+ 9	- 12	- 6	+ 98	+ 6	- 98			Total wins all zones			
			- 6	+ 98	- 6	+ 12						
			+ 6	- 98	+ 13	- 77						
			- 6	+ 12	+ 13	- 77						
			- 13	+ 98	- 6	+ 98						
			- 6	+ 77	+ 6	- 12						
					+ 9	- 98						
					- 6	+ 77						
					+ 6	- 12						
Total wins / period	1 / 100%	0 / 0%	1 / 17%	5 / 83%	6 / 67%	3 / 33%	<table border="1"> <thead> <tr> <th>GBR</th> <th>AUT</th> </tr> </thead> <tbody> <tr> <td>8 / 50%</td> <td>8 / 50%</td> </tr> </tbody> </table>		GBR	AUT	8 / 50%	8 / 50%
GBR	AUT											
8 / 50%	8 / 50%											

PERIOD 2

	GBR		AUT		GBR		AUT					
	Def. zone	Att. zone	Neutral zone		Att. zone	Def. zone						
	+ 9	- 11	- 23	+ 11	+ 6	- 12			Total wins all zones			
	- 13	+ 98	- 6	+ 12	+ 6	- 12						
	- 6	+ 6	+ 6	- 98	- 13	+ 98						
	- 6	+ 12	+ 9	- 98	+ 13	- 98						
			- 6	+ 77	+ 13	- 12						
			- 8	+ 77	+ 13	- 12						
					+ 13	- 12						
					+ 13	- 98						
					- 6	+ 98						
					+ 6	- 98						
					- 8	+ 77						
Total wins / period	1 / 25%	3 / 75%	2 / 33%	4 / 67%	8 / 73%	3 / 27%	<table border="1"> <thead> <tr> <th>GBR</th> <th>AUT</th> </tr> </thead> <tbody> <tr> <td>11 / 52%</td> <td>10 / 48%</td> </tr> </tbody> </table>		GBR	AUT	11 / 52%	10 / 48%
GBR	AUT											
11 / 52%	10 / 48%											

PERIOD 3

	GBR		AUT		GBR		AUT					
	Def. zone	Att. zone	Neutral zone		Att. zone	Def. zone						
	+ 6	- 11	- 6	+ 12	- 13	+ 98			Total wins all zones			
			- 9	+ 98	+ 13	- 98						
			- 13	+ 12	- 13	+ 12						
			- 6	+ 98	- 6	+ 12						
			- 6	+ 98	+ 13	- 98						
					- 6	+ 98						
					+ 6	- 12						
					- 6	+ 77						
					- 6	+ 98						
Total wins / period	1 / 100%	0 / 0%	0 / 0%	5 / 100%	3 / 33%	6 / 67%	<table border="1"> <thead> <tr> <th>GBR</th> <th>AUT</th> </tr> </thead> <tbody> <tr> <td>4 / 27%</td> <td>11 / 73%</td> </tr> </tbody> </table>		GBR	AUT	4 / 27%	11 / 73%
GBR	AUT											
4 / 27%	11 / 73%											

TOTAL





Total wins / game	GBR	AUT	GBR	AUT	GBR	AUT	Total wins all zones	
	Def. zone	Att. zone	Neutral zone		Att. zone	Def. zone	GBR	AUT
	3 / 50%	3 / 50%	3 / 18%	14 / 82%	17 / 59%	12 / 41%	23 / 44%	29 / 56%

HEAD TO HEAD

		AUT					No.	Tot	wins GBR	Dz	Nz	Az
		6	11	12	77	98						
GBR	6	0 - 1	1 - 0	5 - 6	0 - 4	4 - 8	29	10 34%	1 33%	2 18%	7 47%	
	8				0 - 2		2	0 0%		0 0%	0 0%	
	9		1 - 0	1 - 0		2 - 1	5	4 80%	2 100%	1 50%	1 100%	
	13			3 - 2	2 - 0	4 - 4	15	9 60%	0 0%	0 0%	9 75%	
	23		0 - 1				1	0 0%		0 0%		
	<b>Tot</b>		1	3	17	8	23	52	23 44%	3 50%	3 18%	17 59%
<b>wins AUT</b>		1 100%	1 33%	8 47%	6 75%	13 57%	29 56%					
<b>Dz</b>				3 27%	3 60%	6 46%	12 41%					
<b>Nz</b>			1 100%	4 100%	3 100%	6 67%	14 82%					
<b>Az</b>		1 100%	0 0%	1 50%		1 100%	3 50%					

**Legend:**  
**Az** Attacking zone    **Dz** Defending zone    **No.** Jersey number    **Nz** Neutral zone    **Tot.** Total face-offs played



## GAME ROSTER

## AUT - KAZ

## Referees

WETEKAMP Logan (USA)

## Linesmen

HUTCHINS Jeremy (USA) , NIITTYLA Lari (FIN)

## Goalkeepers

## Team: AUT

No.	Name	GP	MIP	GA	SVS	SOG	SVS%	GAA
1	OSSIMITZ Michael	2	115:15	7	27	34	79.41	3.64
83	LADSTAETTER Michael	2	03:59	2	1	3	33.33	30.13

## Team Roster

## Team: AUT (White)

No.	Pos.	Name	GP	G	A	PTS	PIM	+/-
1	GK	OSSIMITZ Michael	2	0	0	0	0	
5	F	MOSSBAUER Lukas	2	0	0	0	0	-2
6	F	WLISZCZAK Dennis	2	0	0	0	0	-5
8	D	EBERDORFER Stefan	2	0	0	0	2	-3
11	F	SAUER Michael	2	0	0	0	0	-7
12	F	ROPP Timo	2	0	0	0	4	-6
38	D	REININGER Stefan	2	0	1	1	2	-6
77	F	JUNG Raphael	2	0	0	0	4	-4
80	D	LAIBACHER Alfred	2	0	0	0	2	-7
83	GK	LADSTAETTER Michael	2	0	0	0	0	
98	F	HABELER Kai	2	1	0	1	14	-5

Head Coach: HERRNEGGER Lucas

## Team: KAZ

No.	Name	GP	MIP	GA	SVS	SOG	SVS%	GAA
1	MUKATOV Beimbet	2	70:00	0	1	1	100.00	0.00
20	BASMANOV Oleg	2	50:00	0	1	1	100.00	0.00

## Team: KAZ (Blue)

No.	Pos.	Name	GP	G	A	PTS	PIM	+/-
1	GK	MUKATOV Beimbet	2	0	0	0	0	
5	D	ZHANSEITOV Daulet	2	0	0	0	0	+3
7	D	BONDARENKO Dmitriy	2	1	1	2	2	+10
10	D	BEXULTAN Zhanibektarkhan	2	6	1	7	0	+8
15	F	SABIROV Kairat	2	0	2	2	0	+8
16	F	KARIPBAYEV Kuat	2	5	1	6	2	+9
17	D	ABDYGALIMOV Yerbolat	2	1	1	2	4	+6
20	GK	BASMANOV Oleg	2	0	0	0	0	
21	F	TOKTARBAYEV Aidos	2	1	1	2	2	+9
27	F	MIYANOV Maxat	2	2	2	4	0	+9
28	F	PASKHALIDI Alexandr	2	1	2	3	0	+7
29	D	AKHMETOV Almas	2	0	2	2	2	+10

Head Coach: BIKSITOV Timur

## Legend:

+/-	Plus/minus net	A	Assists	D	Defence	F	Forward
G	Goals	GA	Goals against	GAA	Goals against as average per 60 minutes	GK	Goalkeeper
GP	Games played	MIP	Minutes and seconds played	No.	Jersey number	PIM	Penalties in minutes
Pos.	Position	PTS	Points	SOG	Shots on goal	SVS	Saves
SVS%	Saves in percentage						

SAT 10 DEC 2022  
START TIME 14:30

ROUND ROBIN, GAME 7



## LINE-UPS

## AUT - KAZ

## Referees

WETEKAMP Logan (USA)

HUS Igor (SVK) , HUTCHINS Jeremy (USA)

## Goalkeepers

Team: AUT

## No. Name

1 OSSIMITZ Michael  
83 LADSTAETTER Michael

## Team Line-ups

Team: AUT (White)

## No. Pos. Name

8	D	EBERDORFER Stefan
38	D	REININGER Stefan
11	F	SAUER Michael +C
12	F	ROPP Timo +A
77	F	JUNG Raphael
80	D	LAIBACHER Alfred
5	F	MOSSBAUER Lukas
6	F	WLISZCZAK Dennis +A
98	F	HABELER Kai

Head Coach: HERRNEGGER Lucas

Team: KAZ

## No. Name

1 MUKATOV Beimbet  
20 BASMANOV Oleg

Team: KAZ (Blue)

## No. Pos. Name

7	D	BONDARENKO Dmitriy
17	D	ABDYGALIMOV Yerbolat
15	F	SABIROV Kairat
16	F	KARIPBAYEV Kuat +C
28	F	PASKHALIDI Alexandr +A
5	D	ZHANSEITOV Daulet
10	D	BEXULTAN Zhanibektarkhan +A
29	D	AKHMETOV Almas
21	F	TOKTARBAYEV Aidos
27	F	MIYANOV Maxat

Head Coach: BIKSITOV Timur

## Legend:

**+A** Assistant Captain  
**No.** Jersey number**+C** Captain  
**Pos.** Position**D** Defence **F** Forward



SAT 10 DEC 2022

START TIME 14:30

END TIME 16:38

ROUND ROBIN, GAME 7



## GAME SUMMARY

AUT - KAZ 2 - 9 (1 - 2 , 0 - 2 , 1 - 5)

Spectators	Referees	Linesmen
75	WETEKAMP Logan (USA)	HUS Igor (SVK) , HUTCHINS Jeremy (USA)

## Team Statistics

Period	Score	SVS	SOG	PIM	TPP	PPG	SHG
1	1 : 2	6 : 0	1 : 8	4 : 4	02:11 : 04:00	1 : 0	0 : 1
2	0 : 2	5 : 3	3 : 7	2 : 2	03:08 : 02:00	0 : 0	0 : 1
3	1 : 5	11 : 3	4 : 16	8 : 4	02:00 : 03:04	0 : 2	0 : 0
<b>Total</b>	<b>2 : 9</b>	<b>22 : 6</b>	<b>8 : 31</b>	<b>14 : 10</b>	<b>07:19 : 09:04</b>	<b>1 : 2</b>	<b>0 : 2</b>

## 1st Period

Action	Time	ET/Res	Team	Type	No.	Name	(G) Name of Assistant(s) / Action Description
GK	00:00		KAZ		1	MUKATOV B	- Goalkeeper in
GK	00:00		AUT		1	OSSIMITZ M	- Goalkeeper in
Penalty	05:46	07:46	AUT	2 min.	8	EBERDORFER S	- Teeing
<b>Goal</b>	<b>11:28</b>	<b>0 : 1</b>	<b>KAZ</b>	<b>EQ</b>	<b>29</b>	<b>AKHMETOV A</b>	(1) 21 TOKTARBAYEV A On Ice AUT 1 8 11 12 38 98 KAZ 1 10 16 21 27 29
Penalty	11:51	13:51	AUT	2 min.	77	JUNG R	- Teeing
Penalty	14:57	16:16	KAZ	2 min.	10	BEXULTAN Z	- Teeing
<b>Goal</b>	<b>15:27</b>	<b>0 : 2</b>	<b>KAZ</b>	<b>SH1</b>	<b>21</b>	<b>TOKTARBAYEV A</b>	(2) On Ice AUT 1 6 11 12 38 77 KAZ 1 7 15 21 28
<b>Goal</b>	<b>16:16</b>	<b>1 : 2</b>	<b>AUT</b>	<b>PP1</b>	<b>98</b>	<b>HABELER K</b>	(2) 12 ROPP T On Ice AUT 1 6 11 12 80 98 KAZ 1 7 15 21 28 *
Penalty	19:08	21:08	KAZ	2 min.	16	KARIPBAYEV K	- Teeing

## 2nd Period

Action	Time	ET/Res	Team	Type	No.	Name	(G) Name of Assistant(s) / Action Description
Penalty	25:26	27:26	KAZ	2 min.	21	TOKTARBAYEV A	- High Sticking
<b>Goal</b>	<b>26:37</b>	<b>1 : 3</b>	<b>KAZ</b>	<b>SH1</b>	<b>28</b>	<b>PASKHALIDI A</b>	(2) 16 KARIPBAYEV K On Ice AUT 1 8 11 12 80 98 KAZ 1 10 16 28 29
<b>Goal</b>	<b>28:58</b>	<b>1 : 4</b>	<b>KAZ</b>	<b>EQ</b>	<b>21</b>	<b>TOKTARBAYEV A</b>	(3) 10 BEXULTAN Z On Ice AUT 1 6 12 38 77 98 KAZ 1 7 10 16 21 28
Time-out	28:58		AUT				
Penalty	30:00	32:00	AUT	2 min.	8	EBERDORFER S	- Teeing

## 3rd Period

Action	Time	ET/Res	Team	Type	No.	Name	(G) Name of Assistant(s) / Action Description
GK	45:00		KAZ		20	BASMANOV O	- Goalkeeper in 1 MUKATOV B - Goalkeeper out
Penalty	48:34	50:34	AUT	2 min.	12	ROPP T	- Teeing
Penalty	50:22	51:08	AUT	2 min.	98	HABELER K	- Teeing
Penalty	50:34	52:34	AUT	2 min.	8	EBERDORFER S	- Teeing
Penalty	50:51	52:51	KAZ	2 min.	28	PASKHALIDI A	- Interference
<b>Goal</b>	<b>51:08</b>	<b>1 : 5</b>	<b>KAZ</b>	<b>PP1</b>	<b>27</b>	<b>MIYANOV M</b>	(3) 10 BEXULTAN Z On Ice AUT 1 6 12 80 KAZ 20 10 21 27 29 *
Penalty	51:59	53:59	KAZ	2 min.	10	BEXULTAN Z	- Interference
Penalty	57:13	57:43	AUT	2 min.	12	ROPP T	- Teeing
<b>Goal</b>	<b>57:43</b>	<b>1 : 6</b>	<b>KAZ</b>	<b>PP1</b>	<b>16</b>	<b>KARIPBAYEV K</b>	(6) 10 BEXULTAN Z On Ice AUT 1 38 77 80 98 KAZ 20 7 10 16 17 27 *
<b>Goal</b>	<b>58:07</b>	<b>2 : 6</b>	<b>AUT</b>	<b>EQ</b>	<b>11</b>	<b>SAUER M</b>	(1) On Ice AUT 1 5 8 11 80 98 KAZ 20 7 10 16 21 27
<b>Goal</b>	<b>58:41</b>	<b>2 : 7</b>	<b>KAZ</b>	<b>EQ</b>	<b>16</b>	<b>KARIPBAYEV K</b>	(7) 10 BEXULTAN Z On Ice AUT 1 5 6 8 11 98 KAZ 20 7 10 16 21 29
<b>Goal</b>	<b>59:44</b>	<b>2 : 8</b>	<b>KAZ</b>	<b>EQ</b>	<b>21</b>	<b>TOKTARBAYEV A</b>	(4) On Ice AUT 1 12 38 77 80 98 KAZ 20 7 10 16 21 29
<b>Goal</b>	<b>59:54</b>	<b>2 : 9</b>	<b>KAZ</b>	<b>EQ</b>	<b>16</b>	<b>KARIPBAYEV K</b>	(8) On Ice AUT 1 5 11 12 38 80 KAZ 20 7 10 16 21 29
GK	60:00		AUT				1 OSSIMITZ M - Goalkeeper out
GK	60:00		KAZ				20 BASMANOV O - Goalkeeper out



SAT 10 DEC 2022

START TIME 14:30

END TIME 16:38

ROUND ROBIN, GAME 7



## Goalkeeper Records

Team : AUT - Austria

No.	Name	SOG	SVS	MIP
1	OSSIMITZ Michael	31	22	60:00
83	LADSTAETTER Michael			

Team : KAZ - Kazakhstan

No.	Name	SOG	SVS	MIP
1	MUKATOV Beimbet	4	3	45:00
20	BASMANOV Oleg	4	3	15:00

## Game Statistics

Team : AUT (White)

Head Coach : HERRNEGGER Lucas

No.	Pos.	Name	G	A	P	PIM	FO+	FO-	FO+/-	FO%	Shots on Goal					TS	+/-
											1	2	3	OT	TS		
8	D	EBERDORFER Stefan	0	0	0	6	0	0	0	0.00	0	0	0		0	-2	
11	F	SAUER Michael +C	1	0	1	0	1	1	0	50.00	0	2	1		3	-4	
12	F	ROPP Timo +A	0	1	1	4	13	6	7	68.42	0	0	0		0	-6	
38	D	REININGER Stefan	0	0	0	0	0	0	0	0.00	0	0	0		0	-5	
77	F	JUNG Raphael	0	0	0	2	0	1	-1	0.00	0	0	0		0	-3	
5	F	MOSSBAUER Lukas	0	0	0	0	0	0	0	0.00	0	0	0		0	-1	
6	F	WLISZCZAK Dennis +A	0	0	0	0	0	0	0	0.00	0	1	1		2	-3	
80	D	LAIBACHER Alfred	0	0	0	0	0	0	0	0.00	0	0	0		0	-2	
98	F	HABELER Kai	1	0	1	2	19	12	7	61.29	1	0	2		3	-4	
1	GK	OSSIMITZ Michael (BP)	0	0	0	0					0	0	0		0		
83	GK	LADSTAETTER Michael	0	0	0	0					0	0	0		0		
<b>Total</b>			<b>2</b>	<b>1</b>	<b>3</b>	<b>14</b>	<b>33</b>	<b>20</b>	<b>13</b>	<b>62.26</b>	<b>1</b>	<b>3</b>	<b>4</b>		<b>8</b>		

Team : KAZ (Blue)

Head Coach : BIKSITOV Timur

No.	Pos.	Name	G	A	P	PIM	FO+	FO-	FO+/-	FO%	Shots on Goal					TS	+/-
											1	2	3	OT	TS		
7	D	BONDARENKO Dmitriy (BP)	0	0	0	0	1	1	0	50.00	1	0	1		2	+4	
15	F	SABIROV Kairat	0	0	0	0	1	5	-4	16.67	0	0	0		0	+1	
16	F	KARIPBAYEV Kuat +C	3	1	4	2	4	3	1	57.14	1	2	4		7	+5	
17	D	ABDYGALIMOV Yerbolat	0	0	0	0	0	0	0	0.00	0	0	0		0	0	
28	F	PASKHALIDI Alexandr +A	1	0	1	2	0	0	0	0.00	0	1	2		3	+3	
5	D	ZHANSEITOV Daulet	0	0	0	0	0	0	0	0.00	0	0	0		0	0	
10	D	BEXULTAN Zhanibektarkhan +A	0	4	4	4	11	19	-8	36.67	2	2	0		4	+5	
21	F	TOKTARBAYEV Aidos	3	1	4	2	3	5	-2	37.50	2	1	4		7	+5	
27	F	MIYANOV Maxat	1	0	1	0	0	0	0	0.00	1	0	3		4	0	
29	D	AKHMETOV Almas	1	0	1	0	0	0	0	0.00	1	1	2		4	+5	
1	GK	MUKATOV Beimbet	0	0	0	0					0	0	0		0		
20	GK	BASMANOV Oleg	0	0	0	0					0	0	0		0		
<b>Total</b>			<b>9</b>	<b>6</b>	<b>15</b>	<b>10</b>	<b>20</b>	<b>33</b>	<b>-13</b>	<b>37.74</b>	<b>8</b>	<b>7</b>	<b>16</b>		<b>31</b>		

Legend:			
<b>(G)</b>	Goals in tournament	*	does not count for Plus/minus
<b>+C</b>	Captain	<b>A</b>	Assists
<b>ET/Res</b>	Penalty end time/Result of game	<b>F</b>	Forward
<b>FO+</b>	Face-offs won	<b>FO+/-</b>	Face-offs net
<b>MIP</b>	Minutes in play (GK)	<b>No.</b>	Jersey number
<b>PIM</b>	Penalties in minutes	<b>Pos.</b>	Position
<b>SH1</b>	Shorthanded - 1 player	<b>SHG</b>	Shorthanded goals
<b>TPP</b>	Time on power play	<b>TS</b>	Total shots
		<b>+/-</b>	Plus/minus net
		<b>D</b>	Defence
		<b>FO-</b>	Face-offs lost
		<b>G</b>	Goals
		<b>OT</b>	Overtime
		<b>PP1</b>	Power play - 1 player
		<b>SOG</b>	Shots on goal
		<b>+A</b>	Assistant Captain
		<b>EQ</b>	Equal strength
		<b>FO%</b>	Face-offs won as percentage
		<b>GK</b>	Goalkeeper
		<b>P</b>	Points
		<b>PPG</b>	Power play goals
		<b>SVS</b>	Saves



### SHOT CHART AUT - KAZ

Shots by AUT  
Goals (o): 1    SSG (+): 0  
SSP (<): 0    SPG (-): 0



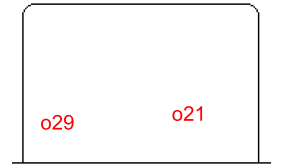
GK 1 of KAZ



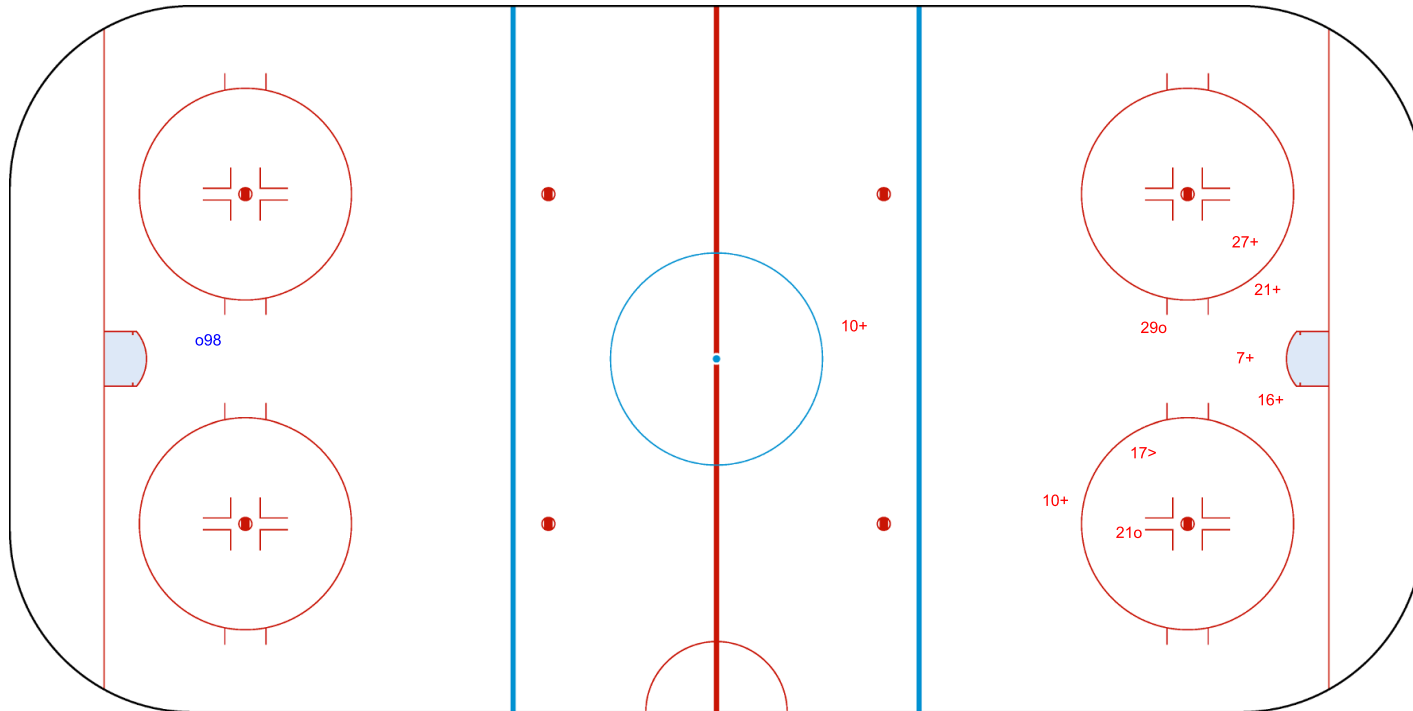
Period: 1



Shots by KAZ  
Goals (o): 2    SSG (+): 6  
SSP (>): 1    SPG (-): 0




GK 1 of AUT





Shots by KAZ  
Goals (o): 2    SSG (+): 5  
SSP (<): 1    SPG (-): 1




GK 1 of AUT



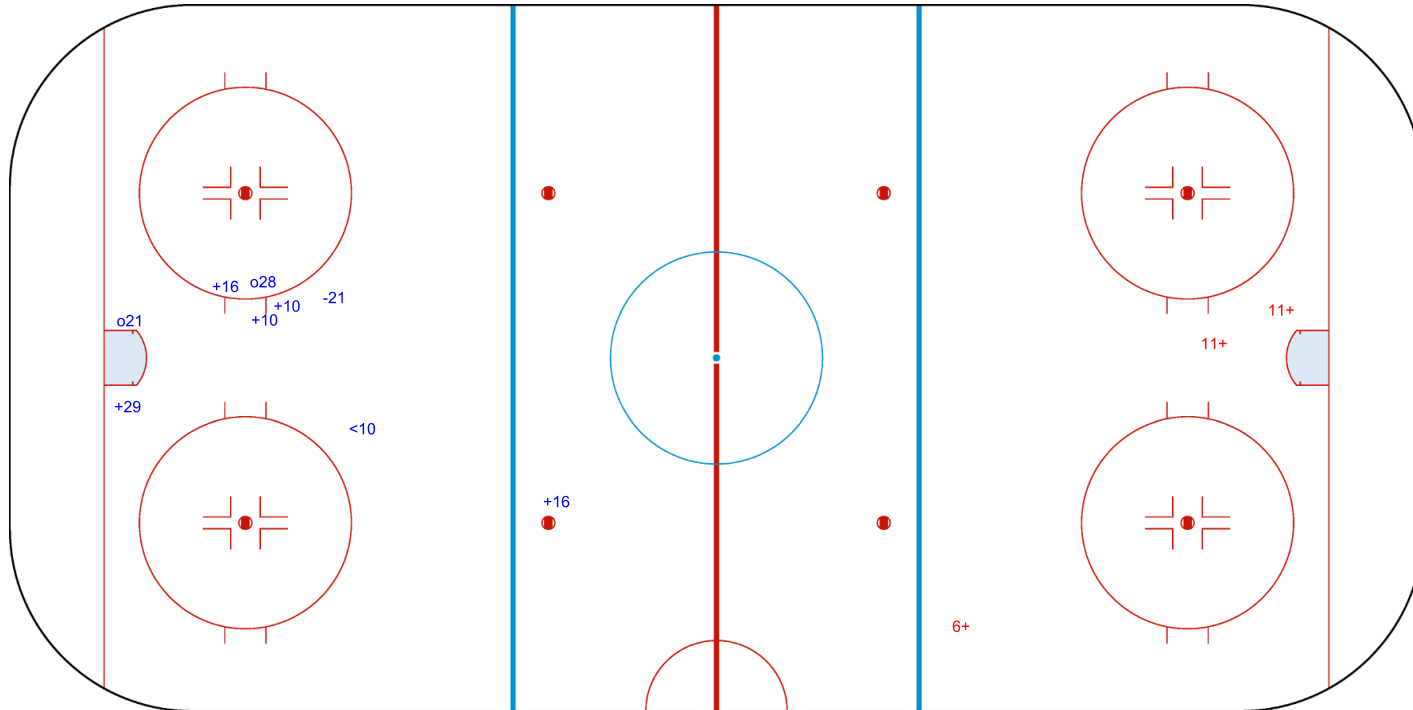
Period: 2



Shots by AUT  
Goals (o): 0    SSG (+): 3  
SSP (>): 0    SPG (-): 0



GK 1 of KAZ





SAT 10 DEC 2022  
START TIME 14:30


ROUND ROBIN, GAME 7



Shots by AUT  
Goals (o): 1    SSG (+): 3  
SSP (<): 1    SPG (-): 0

**KAZ**    **Period: 3**    **AUT**


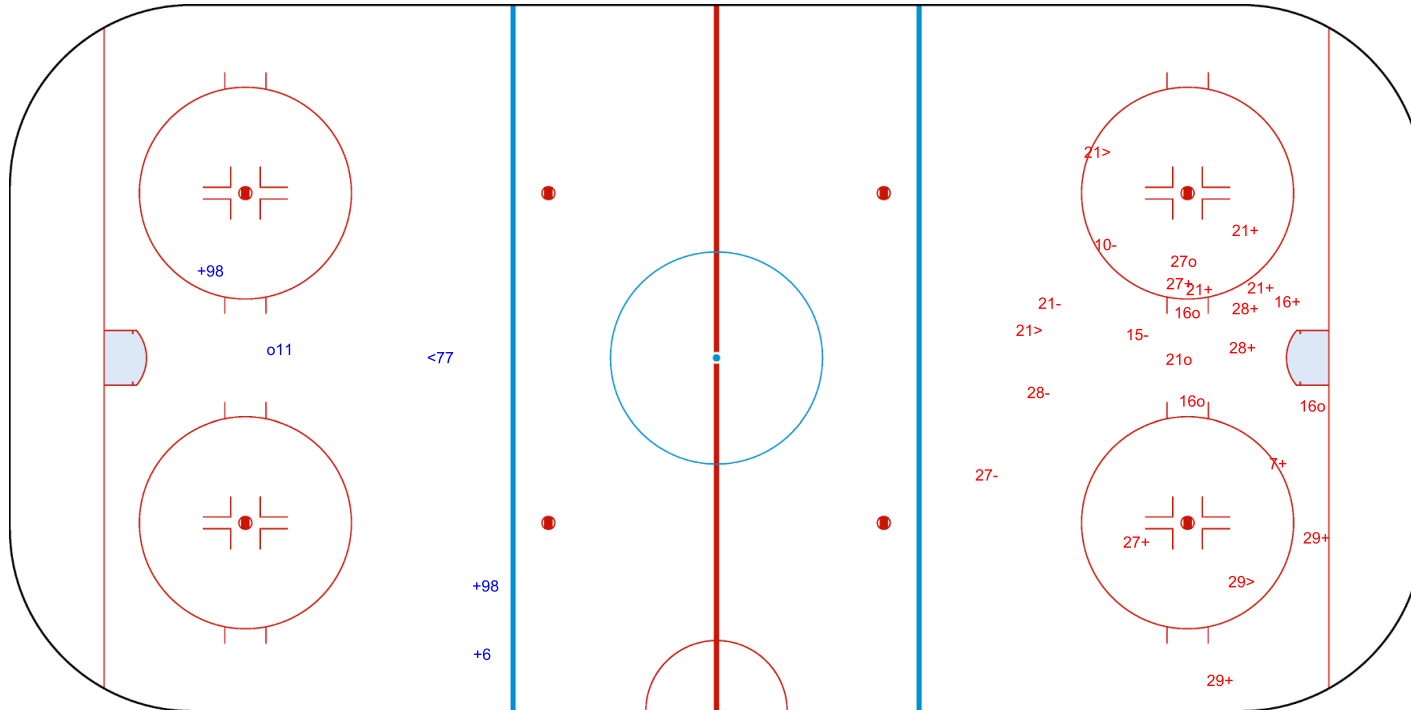
Shots by KAZ  
Goals (o): 5    SSG (+): 11  
SSP (>): 3    SPG (-): 5



GK 1 of KAZ



GK 20 of KAZ



GK 1 of AUT

<b>Legend:</b>	
<b>GK</b> Goalkeeper	<b>SSP</b> Shots saved by player
<b>SPG</b> Shots past goal	<b>SSG</b> Shots saved by goalkeeper





FACE-OFF CHART

AUT - KAZ

PERIOD 1

	AUT		KAZ		AUT		KAZ		AUT		KAZ	
	Def. zone	Att. zone	Neutral zone		Att. zone	Def. zone	Neutral zone		Att. zone	Def. zone	Neutral zone	
	+ 98	- 7	+ 98	- 10	+ 98	- 10			+ 98	- 10		
	+ 12	- 10	+ 12	- 10	- 12	+ 15			- 12	+ 15		
	+ 12	- 10	- 12	+ 10	+ 12	- 10			+ 12	- 10		
	+ 12	- 10	+ 98	- 15								
	+ 98	- 15	+ 98	- 10								
	+ 12	- 10										
Total wins / period	7 / 100%	0 / 0%	4 / 80%	1 / 20%	2 / 67%	1 / 33%	Total wins all zones		13 / 87%	2 / 13%		

PERIOD 2

	AUT		KAZ		AUT		KAZ		AUT		KAZ	
	Def. zone	Att. zone	Neutral zone		Att. zone	Def. zone	Neutral zone		Att. zone	Def. zone	Neutral zone	
	- 98	+ 10	+ 98	- 21	+ 12	- 10			+ 12	- 10		
	+ 98	- 21	+ 98	- 10	- 77	+ 10			- 77	+ 10		
	+ 98	- 10	- 98	+ 10	- 12	+ 16			- 12	+ 16		
	+ 98	- 21	+ 12	- 15								
			+ 12	- 15								
			- 98	+ 10								
			- 98	+ 21								
Total wins / period	3 / 75%	1 / 25%	4 / 57%	3 / 43%	1 / 33%	2 / 67%	Total wins all zones		8 / 57%	6 / 43%		

PERIOD 3

	AUT		KAZ		AUT		KAZ		AUT		KAZ	
	Def. zone	Att. zone	Neutral zone		Att. zone	Def. zone	Neutral zone		Att. zone	Def. zone	Neutral zone	
	- 98	+ 10	- 98	+ 10	+ 11	- 16			+ 11	- 16		
	- 98	+ 10	+ 98	- 10	+ 12	- 21			+ 12	- 21		
	+ 98	- 10	+ 98	- 10	+ 98	- 21			+ 98	- 21		
	- 98	+ 10	+ 98	- 10	- 98	+ 21			- 98	+ 21		
	+ 98	- 16	- 98	+ 16	- 12	+ 21			- 12	+ 21		
	- 11	+ 16	- 98	+ 10	+ 98	- 15			+ 98	- 15		
	+ 12	- 10	- 12	+ 10	- 98	+ 16			- 98	+ 16		
	- 12	+ 7	+ 12	- 10								
	+ 98	- 16										
Total wins / period	4 / 44%	5 / 56%	4 / 50%	4 / 50%	4 / 57%	3 / 43%	Total wins all zones		12 / 50%	12 / 50%		

TOTAL

	AUT		KAZ		AUT		KAZ		AUT		KAZ	
	Def. zone	Att. zone	Neutral zone		Att. zone	Def. zone	Neutral zone		Att. zone	Def. zone	Neutral zone	
Total wins / game	14 / 70%	6 / 30%	12 / 60%	8 / 40%	7 / 54%	6 / 46%	Total wins all zones		33 / 62%	20 / 38%		



HEAD TO HEAD

		KAZ									
	No.	7	10	15	16	21	Tot	wins AUT	Dz	Nz	Az
AUT	11				1 - 1		2	1 50%	0 0%		1 100%
	12	0 - 1	10 - 2	2 - 1	0 - 1	1 - 1	19	13 68%	6 86%	4 67%	3 50%
	77		0 - 1				1	0 0%			0 0%
	98	1 - 0	9 - 8	3 - 0	2 - 2	4 - 2	31	19 61%	8 67%	8 57%	3 60%
	<b>Tot</b>	<b>2</b>	<b>30</b>	<b>6</b>	<b>7</b>	<b>8</b>	<b>53</b>	<b>33 62%</b>	<b>14 70%</b>	<b>12 60%</b>	<b>7 54%</b>
	<b>wins KAZ</b>	<b>1 50%</b>	<b>11 37%</b>	<b>1 17%</b>	<b>4 57%</b>	<b>3 38%</b>	<b>20 38%</b>				
	<b>Dz</b>		<b>1 25%</b>	<b>1 50%</b>	<b>2 67%</b>	<b>2 50%</b>	<b>6 46%</b>				
<b>Nz</b>		<b>6 43%</b>	<b>0 0%</b>	<b>1 100%</b>	<b>1 50%</b>	<b>8 40%</b>					
<b>Az</b>	<b>1 50%</b>	<b>4 33%</b>	<b>0 0%</b>	<b>1 33%</b>	<b>0 0%</b>	<b>6 30%</b>					

<b>Legend:</b>	<b>Az</b> Attacking zone	<b>Dz</b> Defending zone	<b>No.</b> Jersey number	<b>Nz</b> Neutral zone	<b>Tot.</b> Total face-offs played
----------------	--------------------------	--------------------------	--------------------------	------------------------	------------------------------------



## GAME ROSTER

## FRA - THA

## Referees

MYERS Patrick (CAN)

## Goalkeepers

Team: FRA

No.	Name	GP	MIP	GA	SVS	SOG	SVS%	GAA
31	BLAVETTE Laurent	3	167:02	14	49	63	77.78	5.03
91	AKNIN Sofian	3	12:58	4	3	7	42.86	18.51

## Team Roster

Team: FRA (Blue)

No.	Pos.	Name	GP	G	A	PTS	PIM	+/-
13	F	LIARD Adrien	3	0	0	0	2	-6
15	F	LETROU Jeremy	3	0	0	0	0	-5
17	F	CADONNA Franck	3	1	2	3	2	-1
27	D	LEPESANT Vincent	3	0	0	0	0	-6
29	F	SIX Mael	3	0	0	0	2	-6
31	GK	BLAVETTE Laurent	3	0	0	0	0	
44	F	PIERRE Francois	3	0	0	0	2	-9
57	D	LEPLUMEY Jean Paul	3	0	0	0	2	-9
64	F	LINIER Roland	3	0	0	0	0	-11
80	D	BATAILLE Pierre	3	0	2	2	4	-6
90	D	JOUENNE Yannick	3	0	0	0	2	-9
91	GK	AKNIN Sofian	3	0	0	0	0	
94	F	BRAYSSE Claude	3	2	0	2	2	-7

Head Coach: LEMETAIS David

## Linesmen

FAZEKAS Tibor (SRB) , RUNDSTROM Tony (SWE)

Team: THA

No.	Name	GP	MIP	GA	SVS	SOG	SVS%	GAA
79	PHANOOT Bunchauy	2	120:00	18	41	59	69.49	9.00

Team: THA (White)

No.	Pos.	Name	GP	G	A	PTS	PIM	+/-
1	F	SUWANNATRAI Katikorn	2	0	0	0	2	-8
7	F	SAENNAI Tawatchai	2	0	0	0	0	-8
8	D	BAOARSA Somsaksri	2	0	0	0	0	-4
9	D	CHAMNANRAT Apinan	2	0	0	0	0	-8
12	D	SAENGNUAN Theeraphong	2	0	0	0	0	-6
13	F	JAOUE Narongsak	2	0	0	0	0	-1
15	F	MAHALAT Nannatee	2	0	0	0	2	-9
18	F	SRIWANKHAM Somprasong	2	0	0	0	0	-8
23	F	GOMOL Suphachai	2	0	0	0	0	-9
27	D	CHUCHUN Chuchat	2	0	0	0	0	-8
32	F	SAE-LU Arbe	2	0	0	0	4	-6
33	D	RINTHONG Pongsakorn	2	0	0	0	12	-5
79	GK	PHANOOT Bunchauy	2	0	0	0	0	

Head Coach: FORSTNER Patrick

## Legend:

<b>+/-</b>	Plus/minus net	<b>A</b>	Assists	<b>D</b>	Defence	<b>F</b>	Forward
<b>G</b>	Goals	<b>GA</b>	Goals against	<b>GAA</b>	Goals against as average per 60 minutes	<b>GK</b>	Goalkeeper
<b>GP</b>	Games played	<b>MIP</b>	Minutes and seconds played	<b>No.</b>	Jersey number	<b>PIM</b>	Penalties in minutes
<b>Pos.</b>	Position	<b>PTS</b>	Points	<b>SOG</b>	Shots on goal	<b>SVS</b>	Saves
<b>SVS%</b>	Saves in percentage						

SAT 10 DEC 2022  
START TIME 18:00

ROUND ROBIN, GAME 8



## LINE-UPS

## FRA - THA

## Referees

MYERS Patrick (CAN)

FAZEKAS Tibor (SRB) , RUNDSTROM Tony (SWE)

## Goalkeepers

Team: FRA

## No. Name

31 BLAVETTE Laurent  
91 AKNIN Sofian

Team: THA

## No. Name

79 PHANOOT Bunchauy

## Team Line-ups

Team: FRA (Blue)

## No. Pos. Name

27	D	LEPESANT Vincent
80	D	BATAILLE Pierre
44	F	PIERRE Francois +A
64	F	LINIER Roland
94	F	BRAYSSE Claude
57	D	LEPLUMEY Jean Paul
90	D	JOUENNE Yannick +A
13	F	LIARD Adrien
15	F	LETROU Jeremy
29	F	SIX Mael
17	F	CADONNA Franck +C

Head Coach: LEMETAIS David

Team: THA (White)

## No. Pos. Name

9	D	CHAMNANRAT Apinan +A
33	D	RINTHONG Pongsakorn
15	F	MAHALAT Nannatee
23	F	GOMOL Suphachai
32	F	SAE-LU Arbe +C
8	D	BAOARSA Somsaksri
13	F	JAOUE Narongsak
18	F	SRIWANKHAM Somprasong +A

Head Coach: FORSTNER Patrick

## NOT DRESSED:

1	F	SUWANNATRAI Katikorn
7	F	SAENNAI Tawatchai
12	D	SAENGNUAN Theeraphong
27	D	CHUCHUN Chuchat

## Legend:

+A	Assistant Captain
No.	Jersey number

+C	Captain
Pos.	Position

D	Defence	F	Forward
---	---------	---	---------



SAT 10 DEC 2022

START TIME 18:00  
END TIME 19:49

ROUND ROBIN, GAME 8



GAME SUMMARY

FRA - THA 2 - 0 (1 - 0 , 0 - 0 , 1 - 0)

Spectators	Referees	Linesmen
300	MYERS Patrick (CAN)	FAZEKAS Tibor (SRB) , RUNDSTROM Tony (SWE)

Team Statistics

Period	Score	SVS	SOG	PIM	TPP	PPG	SHG
1	1 : 0	1 : 4	5 : 1	2 : 2	02:00 : 02:00	0 : 0	0 : 0
2	0 : 0	1 : 5	5 : 1	4 : 4	03:22 : 03:22	0 : 0	0 : 0
3	1 : 0	1 : 2	3 : 1	2 : 0	00:00 : 02:00	0 : 0	0 : 0
<b>Total</b>	<b>2 : 0</b>	<b>3 : 11</b>	<b>13 : 3</b>	<b>8 : 6</b>	<b>05:22 : 07:22</b>	<b>0 : 0</b>	<b>0 : 0</b>

1st Period

Action	Time	ET/Res	Team	Type	No.	Name	(G) Name of Assistant(s) / Action Description
GK	00:00		FRA		31	BLAVETTE L	- Goalkeeper in
GK	00:00		THA		79	PHANOOT B	- Goalkeeper in
<b>Goal</b>	<b>11:05</b>	<b>1 : 0</b>	<b>FRA</b>	<b>EQ</b>	<b>64</b>	<b>LINIER R</b>	(1) 90 JOUENNE Y On Ice FRA 31 44 57 64 90 94 THA 79 8 9 18 32 33
Penalty	14:22	16:22	FRA	2 min.	44	PIERRE F	- Hooking
Penalty	16:57	18:57	THA	2 min.	33	RINTHONG P	- Interference

2nd Period

Action	Time	ET/Res	Team	Type	No.	Name	(G) Name of Assistant(s) / Action Description
Penalty	25:36	27:36	FRA	2 min.	64	LINIER R	- Boarding
Penalty	27:46	29:46	FRA	2 min.	13	LIARD A	- Teeing
Penalty	29:08	31:08	THA	2 min.	15	MAHALAT N	- Interference
Penalty	35:04	37:04	THA	2 min.	32	SAE-LU A	- Teeing

3rd Period

Action	Time	ET/Res	Team	Type	No.	Name	(G) Name of Assistant(s) / Action Description
<b>Goal</b>	<b>46:40</b>	<b>2 : 0</b>	<b>FRA</b>	<b>EQ</b>	<b>29</b>	<b>SIX M</b>	(1) 64 LINIER R On Ice FRA 31 27 29 64 80 94 94 BRAYSSE C THA 79 9 15 18 32 33
Time-out	48:09		THA				
Penalty	52:58	54:58	FRA	2 min.	44	PIERRE F	- Interference on a Goalkeeper
GK	56:23		THA				79 PHANOOT B - Goalkeeper out
Time-out	56:47		FRA				
GK	60:00		FRA				31 BLAVETTE L - Goalkeeper out

Goalkeeper Records

Team : FRA - France

No.	Name	SOG	SVS	MIP
31	BLAVETTE Laurent	3	3	60:00
91	AKNIN Sofian			

Team : THA - Thailand

No.	Name	SOG	SVS	MIP
79	PHANOOT Bunchauy	13	11	56:23
13	JAOUE Narongsak			

Game Statistics

Team : FRA (Blue)

Head Coach : LEMETAIS David

No.	Pos.	Name								Shots on Goal					+/-	
			G	A	P	PIM	FO+	FO-	FO+/-	FO%	1	2	3	OT		TS
27	D	LEPESANT Vincent	0	0	0	0	0	0	0	0.00	0	0	0	0	0	+1
44	F	PIERRE Francois +A	0	0	0	4	4	2	2	66.67	0	0	0	0	0	+1
64	F	LINIER Roland	1	1	2	2	0	0	0	0.00	1	0	0	1	+2	
80	D	BATAILLE Pierre	0	0	0	0	0	0	0	0.00	0	1	0	1	+1	
94	F	BRAYSSE Claude	0	1	1	0	1	0	1	100.00	0	1	0	1	+2	
13	F	LIARD Adrien	0	0	0	2	0	0	0	0.00	0	0	2	2	0	
15	F	LETROU Jeremy	0	0	0	0	7	8	-1	46.67	0	0	0	0	0	
29	F	SIX Mael (BP)	1	0	1	0	11	11	0	50.00	0	0	1	1	+1	
57	D	LEPLUMEY Jean Paul	0	0	0	0	0	0	0	0.00	0	1	0	1	+1	
90	D	JOUENNE Yannick +A	0	1	1	0	0	0	0	0.00	4	2	0	6	+1	



SAT 10 DEC 2022

START TIME 18:00  
END TIME 19:49

ROUND ROBIN, GAME 8



Head Coach : LEMETAIS David

No.	Pos.	Name	G	A	P	PIM	FO+	FO-	FO+/-	FO%	Shots on Goal					+/-
											1	2	3	OT	TS	
17	F	CADONNA Franck +C	0	0	0	0	0	0	0	0.00	0	0	0	0	0	0
31	GK	BLAVETTE Laurent	0	0	0	0					0	0	0		0	
91	GK	AKNIN Sofian	0	0	0	0					0	0	0		0	
<b>Total</b>			<b>2</b>	<b>3</b>	<b>5</b>	<b>8</b>	<b>23</b>	<b>21</b>	<b>2</b>	<b>52.27</b>	<b>5</b>	<b>5</b>	<b>3</b>		<b>13</b>	

Team : THA (White)

Head Coach : FORSTNER Patrick

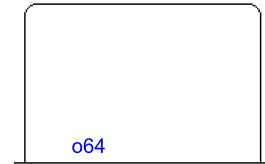
No.	Pos.	Name	G	A	P	PIM	FO+	FO-	FO+/-	FO%	Shots on Goal					+/-
											1	2	3	OT	TS	
9	D	CHAMNANRAT Apinan +A (BP)	0	0	0	0	0	0	0	0.00	0	0	0		0	-2
15	F	MAHALAT Nannatee	0	0	0	2	0	1	-1	0.00	0	0	0		0	-1
23	F	GOMOL Suphachai	0	0	0	0	0	0	0	0.00	1	0	0		1	0
32	F	SAE-LU Arbe +C	0	0	0	2	16	16	0	50.00	0	1	0		1	-2
33	D	RINTHONG Pongsakorn	0	0	0	2	4	2	2	66.67	0	0	1		1	-2
8	D	BAOARSA Somsaksri	0	0	0	0	0	0	0	0.00	0	0	0		0	-1
18	F	SRIWANKHAM Somprasong +A	0	0	0	0	1	4	-3	20.00	0	0	0		0	-2
13	GK	JAOUE Narongsak	0	0	0	0					0	0	0		0	
79	GK	PHANOOT Bunchauy	0	0	0	0					0	0	0		0	
<b>Total</b>			<b>0</b>	<b>0</b>	<b>0</b>	<b>6</b>	<b>21</b>	<b>23</b>	<b>-2</b>	<b>47.73</b>	<b>1</b>	<b>1</b>	<b>1</b>		<b>3</b>	

Legend:							
<b>(G)</b>	Goals in tournament	<b>+/-</b>	Plus/minus net	<b>+A</b>	Assistant Captain	<b>+C</b>	Captain
<b>A</b>	Assists	<b>D</b>	Defence	<b>EQ</b>	Equal strength	<b>ET/Res</b>	Penalty end time/Result of game
<b>F</b>	Forward	<b>FO-</b>	Face-offs lost	<b>FO%</b>	Face-offs won as percentage	<b>FO+</b>	Face-offs won
<b>FO+/-</b>	Face-offs net	<b>G</b>	Goals	<b>GK</b>	Goalkeeper	<b>MIP</b>	Minutes in play (GK)
<b>No.</b>	Jersey number	<b>OT</b>	Overtime	<b>P</b>	Points	<b>PIM</b>	Penalties in minutes
<b>Pos.</b>	Position	<b>PPG</b>	Power play goals	<b>SHG</b>	Shorthanded goals	<b>SOG</b>	Shots on goal
<b>SVS</b>	Saves	<b>TPP</b>	Time on power play	<b>TS</b>	Total shots		



SHOT CHART  
FRA - THA

Shots by FRA  
Goals (o): 1    SSG (+): 4  
SSP (<): 1    SPG (-): 2



GK 79 of THA



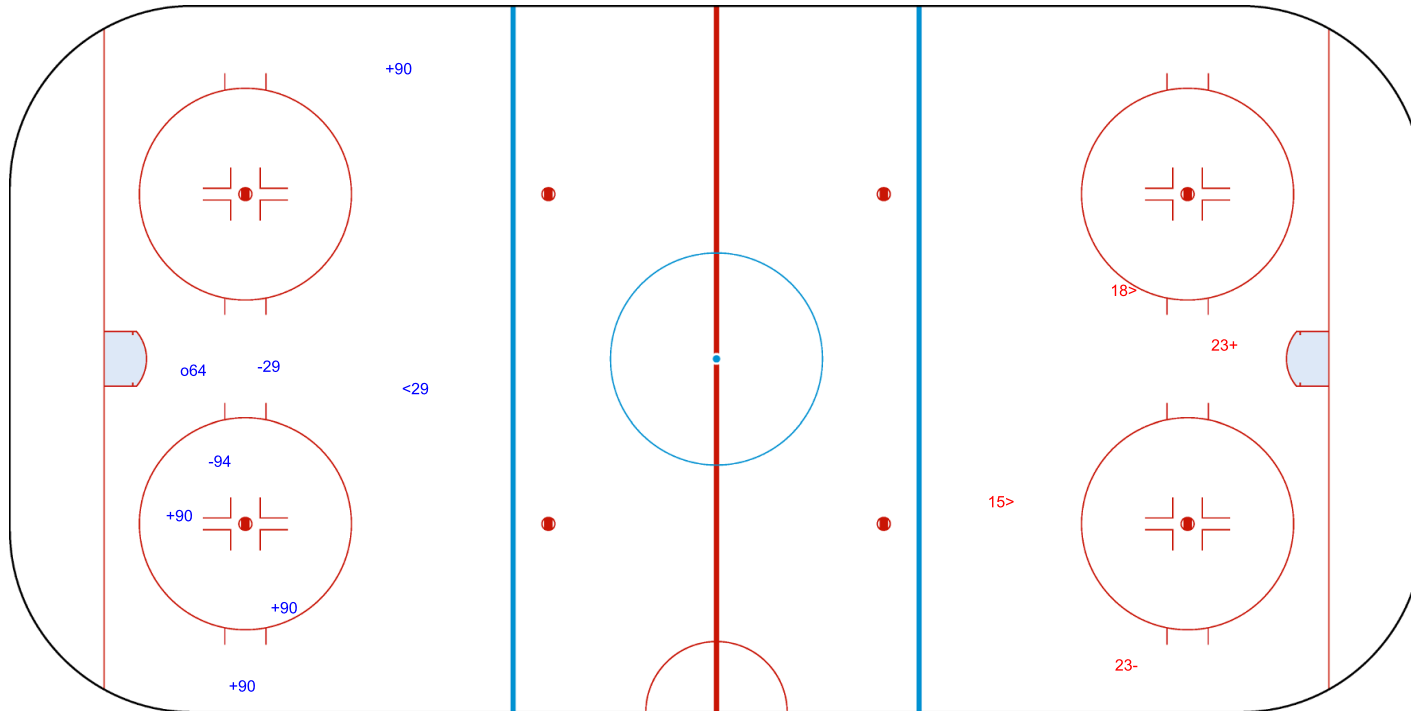
Period: 1



Shots by THA  
Goals (o): 0    SSG (+): 1  
SSP (>): 2    SPG (-): 1



GK 31 of FRA





SAT 10 DEC 2022  
START TIME 18:00

ROUND ROBIN, GAME 8



Shots by THA

Goals (o): 0    SSG (+): 1

SSP (<): 0    SPG (-): 1



GK 31 of FRA



Period: 2



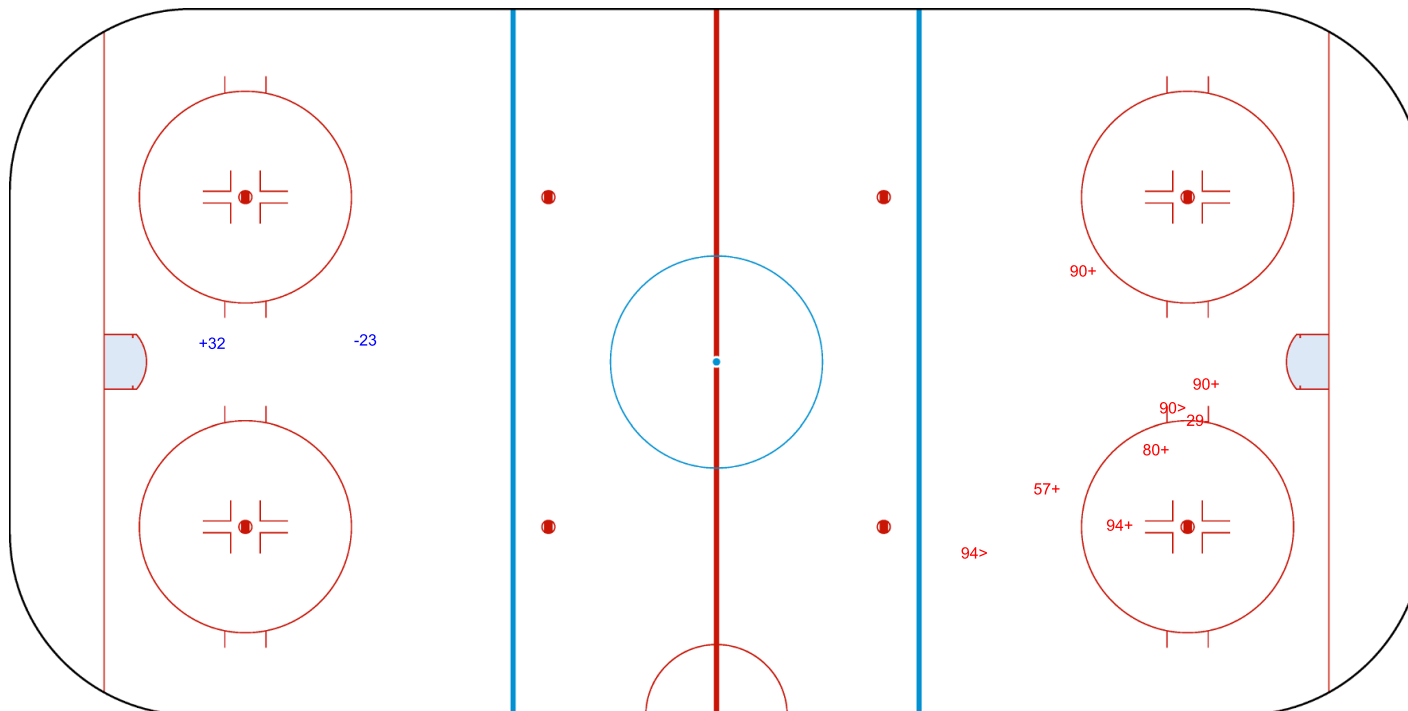
Shots by FRA

Goals (o): 0    SSG (+): 5

SSP (>): 2    SPG (-): 1



GK 79 of THA








SAT 10 DEC 2022  
START TIME 18:00

ROUND ROBIN, GAME 8



Shots by FRA

Goals (o): 1    SSG (+): 2  
SSP (<): 3    SPG (-): 2



GK 79 of THA



Period: 3

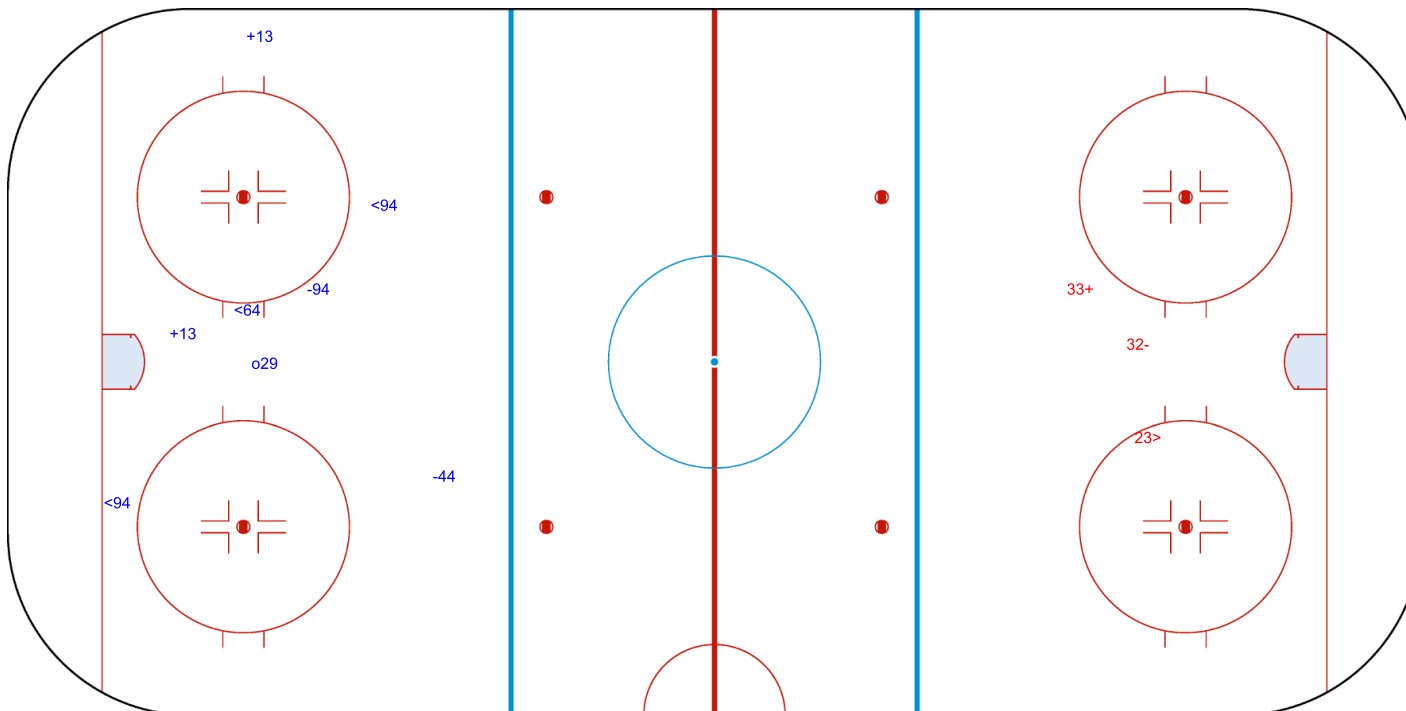


Shots by THA

Goals (o): 0    SSG (+): 1  
SSP (>): 1    SPG (-): 1



GK 31 of FRA



<b>Legend:</b>	<b>GK</b> Goalkeeper	<b>SPG</b> Shots past goal	<b>SSG</b> Shots saved by goalkeeper	<b>SSP</b> Shots saved by player
----------------	----------------------	----------------------------	--------------------------------------	----------------------------------



FACE-OFF CHART

FRA - THA

PERIOD 1

	FRA		THA		FRA		THA		FRA		THA		Total wins all zones
	Def. zone	Att. zone	Neutral zone		Att. zone	Def. zone	Att. zone	Def. zone	Att. zone	Def. zone	Att. zone	Def. zone	
	- 29	+ 33	- 44	+ 18	- 44	+ 33	- 44	+ 33	- 44	+ 33	- 44	+ 33	
	+ 44	- 18	+ 29	- 18	+ 44	- 33	+ 44	- 33	+ 44	- 33	+ 44	- 33	
	+ 44	- 18	- 29	+ 33	- 15	+ 32	- 15	+ 32	- 15	+ 32	- 15	+ 32	
	+ 94	- 18	+ 29	- 32	- 15	+ 32	- 15	+ 32	- 29	+ 32	- 29	+ 32	
			- 29	+ 32	- 29	+ 32	- 29	+ 32	- 29	+ 32	- 29	+ 32	
			+ 15	- 32	+ 15	- 32	+ 15	- 32	+ 15	- 32	+ 15	- 32	
Total wins / period	3 / 75%	1 / 25%	3 / 50%	3 / 50%	1 / 20%	4 / 80%	7 / 47%	8 / 53%					

PERIOD 2

	FRA		THA		FRA		THA		FRA		THA		Total wins all zones
	Def. zone	Att. zone	Neutral zone		Att. zone	Def. zone	Att. zone	Def. zone	Att. zone	Def. zone	Att. zone	Def. zone	
	- 29	+ 32	+ 44	- 32	+ 15	- 32	+ 15	- 32	+ 15	- 32	+ 15	- 32	
	- 29	+ 32	+ 15	- 32	- 29	+ 32	- 29	+ 32	- 29	+ 32	- 29	+ 32	
			+ 29	- 32	- 15	+ 32	- 15	+ 32	- 15	+ 32	- 15	+ 32	
					+ 29	- 15	+ 32	+ 29	- 15	+ 32	+ 29	- 15	
					+ 15	- 32	+ 15	- 32	+ 15	- 32	+ 15	- 32	
					+ 29	- 33	+ 29	- 33	+ 29	- 33	+ 29	- 33	
					- 29	+ 33	- 29	+ 33	- 29	+ 33	- 29	+ 33	
					- 15	+ 32	- 15	+ 32	- 15	+ 32	- 15	+ 32	
					+ 15	- 32	+ 15	- 32	+ 15	- 32	+ 15	- 32	
Total wins / period	0 / 0%	2 / 100%	3 / 100%	0 / 0%	5 / 50%	5 / 50%	8 / 53%	7 / 47%					

PERIOD 3

	FRA		THA		FRA		THA		FRA		THA		Total wins all zones
	Def. zone	Att. zone	Neutral zone		Att. zone	Def. zone	Att. zone	Def. zone	Att. zone	Def. zone	Att. zone	Def. zone	
	+ 15	- 32	+ 29	- 32	+ 29	- 32	+ 29	- 32	+ 29	- 32	+ 29	- 32	
	+ 29	- 32	- 15	+ 32	- 15	+ 32	- 15	+ 32	- 15	+ 32	- 15	+ 32	
	+ 29	- 32	- 29	+ 32	- 29	+ 32	- 29	+ 32	- 29	+ 32	- 29	+ 32	
	+ 29	- 32	- 15	+ 32	- 15	+ 32	- 15	+ 32	- 15	+ 32	- 15	+ 32	
	+ 29	- 32	- 15	+ 32	- 15	+ 32	- 15	+ 32	- 15	+ 32	- 15	+ 32	
	- 29	+ 32	- 29	+ 32	- 29	+ 32	- 29	+ 32	- 29	+ 32	- 29	+ 32	
			+ 15	- 32	+ 15	- 32	+ 15	- 32	+ 15	- 32	+ 15	- 32	
Total wins / period	5 / 83%	1 / 17%	2 / 29%	5 / 71%	1 / 100%	0 / 0%	8 / 57%	6 / 43%					

TOTAL

	FRA		THA		FRA		THA		FRA		THA		Total wins all zones
	Def. zone	Att. zone	Neutral zone		Att. zone	Def. zone	Att. zone	Def. zone	Att. zone	Def. zone	Att. zone	Def. zone	
Total wins / game	8 / 67%	4 / 33%	8 / 50%	8 / 50%	7 / 44%	9 / 56%	23 / 52%	21 / 48%					



HEAD TO HEAD

		THA				Tot	wins FRA	Dz	Nz	Az
No.	15	18	32	33						
FRA	15			7 - 8		15	7 47%	1 100%	3 50%	3 38%
	29	1 - 0	1 - 0	8 - 8	1 - 3	22	11 50%	4 50%	4 50%	3 50%
	44		2 - 1	1 - 0	1 - 1	6	4 67%	2 100%	1 50%	1 50%
	94		1 - 0			1	1 100%	1 100%		
	<b>Tot</b>	1	5	32	6	44	23 52%	8 67%	8 50%	7 44%
	<b>wins THA</b>	0 0%	1 20%	16 50%	4 67%	21 48%				
	<b>Dz</b>	0 0%		7 64%	2 50%	9 56%				
<b>Nz</b>		1 50%	6 46%	1 100%	8 50%					
<b>Az</b>		0 0%	3 38%	1 100%	4 33%					

<b>Legend:</b>	<b>Az</b> Attacking zone	<b>Dz</b> Defending zone	<b>No.</b> Jersey number	<b>Nz</b> Neutral zone	<b>Tot.</b> Total face-offs played
----------------	--------------------------	--------------------------	--------------------------	------------------------	------------------------------------



## GAME ROSTER

## KAZ - GBR

## Referees

MYERS Patrick (CAN)

## Linesmen

HERMANSEN OSWOLD Marius (NOR) , RUNDSTROM Tony (SWE)

## Goalkeepers

## Team: KAZ

No.	Name	GP	MIP	GA	SVS	SOG	SVS%	GAA
1	MUKATOV Beimbet	3	115:00	1	4	5	80.00	0.52
20	BASMANOV Oleg	3	65:00	1	4	5	80.00	0.92

## Team Roster

## Team: KAZ (Blue)

No.	Pos.	Name	GP	G	A	PTS	PIM	+/-
1	GK	MUKATOV Beimbet	3	0	0	0	0	
5	D	ZHANSEITOV Daulet	3	0	0	0	0	+3
7	D	BONDARENKO Dmitriy	3	1	1	2	2	+14
10	D	BEXULTAN Zhanibektarkhan	3	6	5	11	4	+13
15	F	SABIROV Kairat	3	0	2	2	0	+9
16	F	KARIPBAYEV Kuat	3	8	2	10	4	+14
17	D	ABDYGALIMOV Yerbolat	3	1	1	2	4	+6
20	GK	BASMANOV Oleg	3	0	0	0	0	
21	F	TOKTARBAYEV Aidos	3	4	2	6	4	+14
27	F	MIYANOV Maxat	3	3	2	5	0	+9
28	F	PASKHALIDI Alexandr	3	2	2	4	2	+10
29	D	AKHMETOV Almas	3	1	2	3	2	+15

Head Coach: BIKSITOV Timur

## Team: GBR

No.	Name	GP	MIP	GA	SVS	SOG	SVS%	GAA
20	HACKWORTH Bryan	3	93:46	0	2	2	100.00	0.00
31	HILL Nicole Jodi	3	86:14	0	2	2	100.00	0.00

## Team: GBR (White)

No.	Pos.	Name	GP	G	A	PTS	PIM	+/-
2	D	MEAD Andrew James	3	0	1	1	2	+4
6	F	NICHOLSON Karl	3	5	5	10	0	+15
7	F	CZERNUSZKA-WATTS Dani	3	1	0	1	0	+7
8	F	QUIRK Stacey	3	0	1	1	0	+8
9	F	CHRISTOPHER Tyler	3	7	3	10	0	+16
13	F	FARMER Gary	3	6	4	10	31	+15
20	GK	HACKWORTH Bryan	3	0	0	0	0	
21	D	EMMERSON Leanne	3	0	0	0	0	+3
22	D	le GALLOUDEC Jonathon	3	1	2	3	0	+14
23	F	CAMPBELL Josh	3	0	2	2	0	+8
27	D	HUTCHCRAFT Jamie	3	0	2	2	2	+11
31	GK	HILL Nicole Jodi	3	0	0	0	0	
88	F	STEPHENS Nathan	3	5	5	10	0	+17

Head Coach: OFFERS Ian

## Legend:

+/- Plus/minus net

G Goals

GP Games played

Pos. Position

SVS% Saves in percentage

A Assists

GA Goals against

MIP Minutes and seconds played

PTS Points

D Defence

GAA Goals against as average per 60 minutes

No. Jersey number

SOG Shots on goal

F Forward

GK Goalkeeper

PIM Penalties in minutes

SVS Saves

SUN 11 DEC 2022  
START TIME 14:30

ROUND ROBIN, GAME 9



## LINE-UPS

## KAZ - GBR

## Referees

MYERS Patrick (CAN)

HERMANSEN OSWOLD Marius (NOR) , RUNDSTROM Tony (SWE)

## Goalkeepers

Team: KAZ

## No. Name

1 MUKATOV Beimbet  
20 BASMANOV Oleg

## Team Line-ups

Team: KAZ (Blue)

## No. Pos. Name

7	D	BONDARENKO Dmitriy
17	D	ABDYGALIMOV Yerbolat
15	F	SABIROV Kairat
16	F	KARIPBAYEV Kuat +C
28	F	PASKHALIDI Alexandr +A
<hr/>		
5	D	ZHANSEITOV Daulet
10	D	BEXULTAN Zhanibektarkhan +A
29	D	AKHMETOV Almas
21	F	TOKTARBAYEV Aidos
27	F	MIYANOV Maxat

Head Coach: BIKSITOV Timur

Team: GBR

## No. Name

20 HACKWORTH Bryan  
31 HILL Nicole Jodi

Team: GBR (White)

## No. Pos. Name

22	D	le GALLOUDEC Jonathon +A
6	F	NICHOLSON Karl +C
9	F	CHRISTOPHER Tyler +A
23	F	CAMPBELL Josh
88	F	STEPHENS Nathan
<hr/>		
21	D	EMMERSON Leanne
27	D	HUTCHCRAFT Jamie
7	F	CZERNUSZKA-WATTS Dani
8	F	QUIRK Stacey
13	F	FARMER Gary

Head Coach: OFFERS Ian

## NOT DRESSED:

2 D MEAD Andrew James

## Legend:

**+A** Assistant Captain  
**No.** Jersey number**+C** Captain  
**Pos.** Position**D** Defence **F** Forward



SUN 11 DEC 2022

START TIME 14:30

END TIME 16:21

ROUND ROBIN, GAME 9



## GAME SUMMARY

KAZ - GBR 0 - 6 (0 - 3 , 0 - 1 , 0 - 2)

Spectators	Referees	Linesmen
	MYERS Patrick (CAN)	HERMANSEN OSWOLD Marius (NOR) , RUNDSTROM Tony (SWE)

## Team Statistics

Period	Score	SVS	SOG	PIM	TPP	PPG	SHG
1	0 : 3	6 : 0	0 : 9	2 : 0	00:00 : 01:14	0 : 1	0 : 0
2	0 : 1	13 : 1	1 : 14	6 : 0	00:00 : 03:40	0 : 1	0 : 0
3	0 : 2	5 : 2	2 : 7	2 : 4	03:19 : 01:19	0 : 0	0 : 1
<b>Total</b>	<b>0 : 6</b>	<b>24 : 3</b>	<b>3 : 30</b>	<b>10 : 4</b>	<b>03:19 : 06:13</b>	<b>0 : 2</b>	<b>0 : 1</b>

## 1st Period

Action	Time	ET/Res	Team	Type	No.	Name	(G)	Name of Assistant(s) / Action Description
GK	00:00		KAZ		1	MUKATOV B		- Goalkeeper in
GK	00:00		GBR		20	HACKWORTH B		- Goalkeeper in
Penalty	07:18	08:32	KAZ	2 min.	7	BONDARENKO D		- Teeing
<b>Goal</b>	<b>08:32</b>	<b>0 : 1</b>	<b>GBR</b>	<b>PP1</b>	<b>9</b>	<b>CHRISTOPHER T</b>	(8)	13 FARMER G 6 NICHOLSON K On Ice KAZ 1 10 16 21 28 GBR 20 6 9 13 22 88 *
<b>Goal</b>	<b>09:22</b>	<b>0 : 2</b>	<b>GBR</b>	<b>EQ</b>	<b>13</b>	<b>FARMER G</b>	(7)	88 STEPHENS N 9 CHRISTOPHER T On Ice KAZ 1 7 10 16 21 28 GBR 20 6 9 13 22 88
<b>Goal</b>	<b>19:51</b>	<b>0 : 3</b>	<b>GBR</b>	<b>EQ</b>	<b>13</b>	<b>FARMER G</b>	(8)	On Ice KAZ 1 7 16 21 28 29 GBR 20 6 9 13 22 88

## 2nd Period

Action	Time	ET/Res	Team	Type	No.	Name	(G)	Name of Assistant(s) / Action Description
Penalty	26:57	27:24	KAZ	2 min.	16	KARIPBAYEV K		- Interference
<b>Goal</b>	<b>27:24</b>	<b>0 : 4</b>	<b>GBR</b>	<b>PP1</b>	<b>13</b>	<b>FARMER G</b>	(9)	22 le GALLOUDEC J 9 CHRISTOPHER T On Ice KAZ 1 10 21 27 29 GBR 20 6 9 13 22 88 *
Penalty	31:54	33:54	KAZ	2 min.	16	KARIPBAYEV K		- Teeing
Penalty	33:07	35:07	KAZ	2 min.	29	AKHMETOV A		- Holding an opponent

## 3rd Period

Action	Time	ET/Res	Team	Type	No.	Name	(G)	Name of Assistant(s) / Action Description
GK	45:00		KAZ		20	BASMANOV O		- Goalkeeper in
<b>Goal</b>	<b>49:16</b>	<b>0 : 5</b>	<b>GBR</b>	<b>EQ</b>	<b>13</b>	<b>FARMER G</b>	(10)	1 MUKATOV B - Goalkeeper out On Ice KAZ 20 10 16 21 27 29 GBR 20 7 8 13 22 27
Penalty	51:58	53:58	GBR	2 min.	9	CHRISTOPHER T		- Charging
Penalty	53:17	55:17	KAZ	2 min.	10	BEXULTAN Z		- Interference
Penalty	57:31	59:31	GBR	2 min.	8	QUIRK S		- Teeing
<b>Goal</b>	<b>58:47</b>	<b>0 : 6</b>	<b>GBR</b>	<b>SH1</b>	<b>13</b>	<b>FARMER G</b>	(11)	On Ice KAZ 20 7 10 16 27 28 GBR 20 9 13 22 88
Time-out	58:47		GBR					
GK	60:00		KAZ					20 BASMANOV O - Goalkeeper out
GK	60:00		GBR					20 HACKWORTH B - Goalkeeper out

## Goalkeeper Records

Team : KAZ - Kazakhstan

No.	Name	SOG	SVS	MIP
1	MUKATOV Beimbet	23	19	45:00
20	BASMANOV Oleg	7	5	15:00

Team : GBR - Great Britain

No.	Name	SOG	SVS	MIP
20	HACKWORTH Bryan	3	3	60:00
31	HILL Nicole Jodi			

## Game Statistics

Team : KAZ (Blue)										Shots on Goal						
No.	Pos.	Name	G	A	P	PIM	FO+	FO-	FO+/-	FO%	1	2	3	OT	TS	+/-
7	D	BONDARENKO Dmitriy	0	0	0	2	0	0	0	0.00	0	0	0	0	0	-3
15	F	SABIROV Kairat	0	0	0	0	0	0	0	0.00	0	0	0	0	0	



SUN 11 DEC 2022

START TIME 14:30  
END TIME 16:21

ROUND ROBIN, GAME 9



Head Coach : BIKSITOV Timur

No.	Pos.	Name	G	A	P	PIM	FO+	FO-	FO+/-	FO%	Shots on Goal				TS	+/-
											1	2	3	OT		
16	F	KARIPBAYEV Kuart +C	0	0	0	4	6	5	1	54.55	0	0	1		1	-4
17	D	ABDYGALIMOV Yerbolat	0	0	0	0	0	0	0	0.00	0	0	0		0	0
28	F	PASKHALIDI Alexandr +A	0	0	0	0	0	0	0	0.00	0	0	0		0	-3
5	D	ZHANSEITOV Daulet	0	0	0	0	0	0	0	0.00	0	0	0		0	0
10	D	BEXULTAN Zhanibektarkhan +A	0	0	0	2	9	16	-7	36.00	0	0	0		0	-3
21	F	TOKTARBAYEV Aidos	0	0	0	0	6	2	4	75.00	0	0	0		0	-3
27	F	MIYANOV Maxat	0	0	0	0	0	0	0	0.00	0	1	1		2	-2
29	D	AKHMETOV Almas	0	0	0	2	0	0	0	0.00	0	0	0		0	-2
1	GK	MUKATOV Beimbet (BP)	0	0	0	0					0	0	0		0	
20	GK	BASMANOV Oleg	0	0	0	0					0	0	0		0	
<b>Total</b>			<b>0</b>	<b>0</b>	<b>0</b>	<b>10</b>	<b>21</b>	<b>23</b>	<b>-2</b>	<b>47.73</b>	<b>0</b>	<b>1</b>	<b>2</b>		<b>3</b>	

Team : GBR (White)

Head Coach : OFFERS Ian

No.	Pos.	Name	G	A	P	PIM	FO+	FO-	FO+/-	FO%	Shots on Goal				TS	+/-
											1	2	3	OT		
6	F	NICHOLSON Karl +C (BP)	0	1	1	0	19	17	2	52.78	0	0	1		1	+2
9	F	CHRISTOPHER Tyler +A	1	2	3	2	2	0	2	100.00	2	2	1		5	+3
22	D	le GALLOUDEC Jonathon +A	0	1	1	0	0	0	0	0.00	0	0	0		0	+4
23	F	CAMPBELL Josh	0	0	0	0	0	0	0	0.00	0	2	1		3	0
88	F	STEPHENS Nathan	0	1	1	0	0	0	0	0.00	0	3	0		3	+3
7	F	CZERNUSZKA-WATTS Dani	0	0	0	0	0	0	0	0.00	0	0	0		0	+1
8	F	QUIRK Stacey	0	0	0	2	0	0	0	0.00	0	0	0		0	+1
13	F	FARMER Gary	5	1	6	0	2	4	-2	33.33	5	6	4		15	+4
21	D	EMMERSON Leanne	0	0	0	0	0	0	0	0.00	0	0	0		0	0
27	D	HUTCHCRAFT Jamie	0	0	0	0	0	0	0	0.00	2	1	0		3	+1
20	GK	HACKWORTH Bryan	0	0	0	0					0	0	0		0	
31	GK	HILL Nicole Jodi	0	0	0	0					0	0	0		0	
<b>Total</b>			<b>6</b>	<b>6</b>	<b>12</b>	<b>4</b>	<b>23</b>	<b>21</b>	<b>2</b>	<b>52.27</b>	<b>9</b>	<b>14</b>	<b>7</b>		<b>30</b>	

**Legend:**

<b>(G)</b> Goals in tournament	<b>*</b> does not count for Plus/minus	<b>+/-</b> Plus/minus net	<b>+A</b> Assistant Captain
<b>+C</b> Captain	<b>A</b> Assists	<b>D</b> Defence	<b>EQ</b> Equal strength
<b>ET/Res</b> Penalty end time/Result of game	<b>F</b> Forward	<b>FO-</b> Face-offs lost	<b>FO%</b> Face-offs won as percentage
<b>FO+</b> Face-offs won	<b>FO+/-</b> Face-offs net	<b>G</b> Goals	<b>GK</b> Goalkeeper
<b>MIP</b> Minutes in play (GK)	<b>No.</b> Jersey number	<b>OT</b> Overtime	<b>P</b> Points
<b>PIM</b> Penalties in minutes	<b>Pos.</b> Position	<b>PP1</b> Power play - 1 player	<b>PPG</b> Power play goals
<b>SH1</b> Shorthanded - 1 player	<b>SHG</b> Shorthanded goals	<b>SOG</b> Shots on goal	<b>SVS</b> Saves
<b>TPP</b> Time on power play	<b>TS</b> Total shots		



SUN 11 DEC 2022  
START TIME 14:30

ROUND ROBIN, GAME 9



### SHOT CHART

#### KAZ - GBR

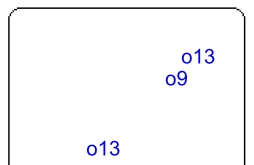


Period: 1



Shots by GBR

Goals (o): 3    SSG (+): 6  
SSP (<): 4    SPG (-): 5



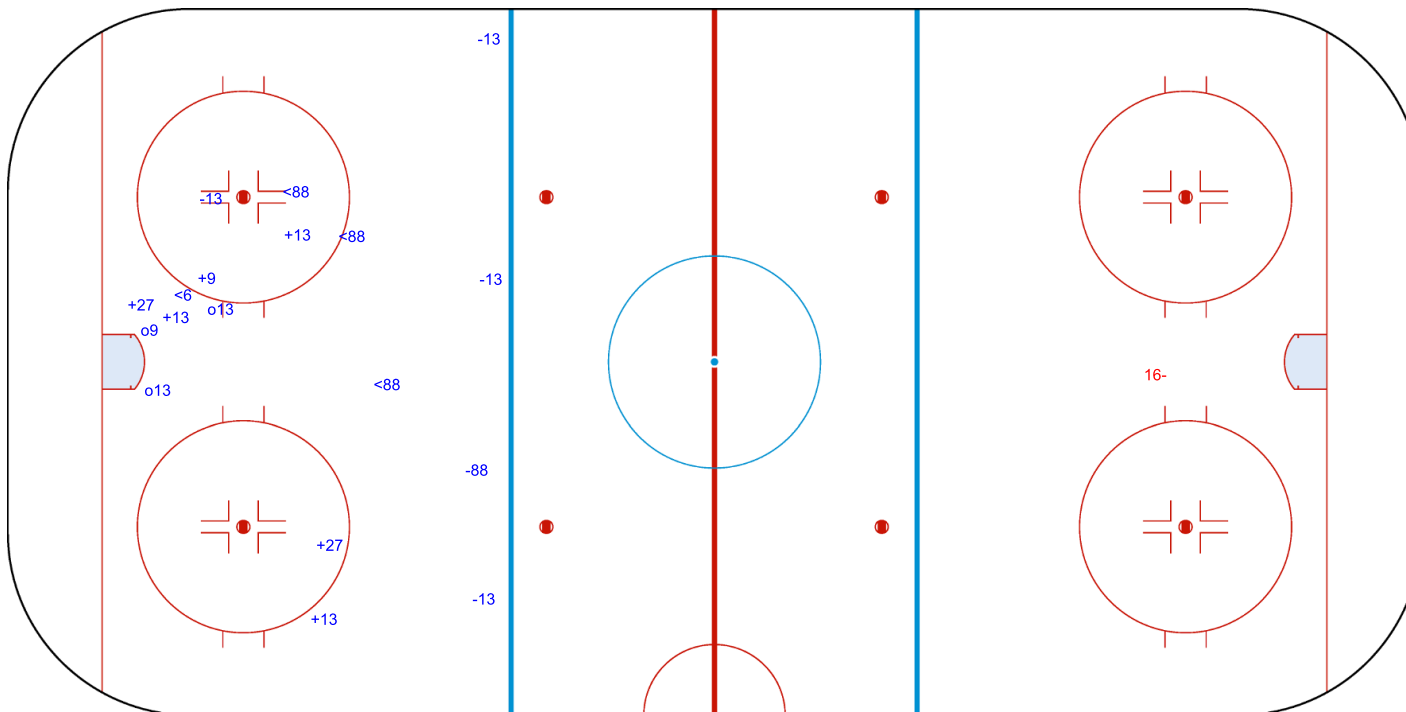
GK 1 of KAZ

Shots by KAZ

Goals (o): 0    SSG (+): 0  
SSP (>): 0    SPG (-): 1



GK 20 of GBR







SUN 11 DEC 2022  
START TIME 14:30

ROUND ROBIN, GAME 9



Shots by KAZ

Goals (o): 0    SSG (+): 1  
SSP (<): 0    SPG (-): 1



GK 20 of GBR



Period: 2

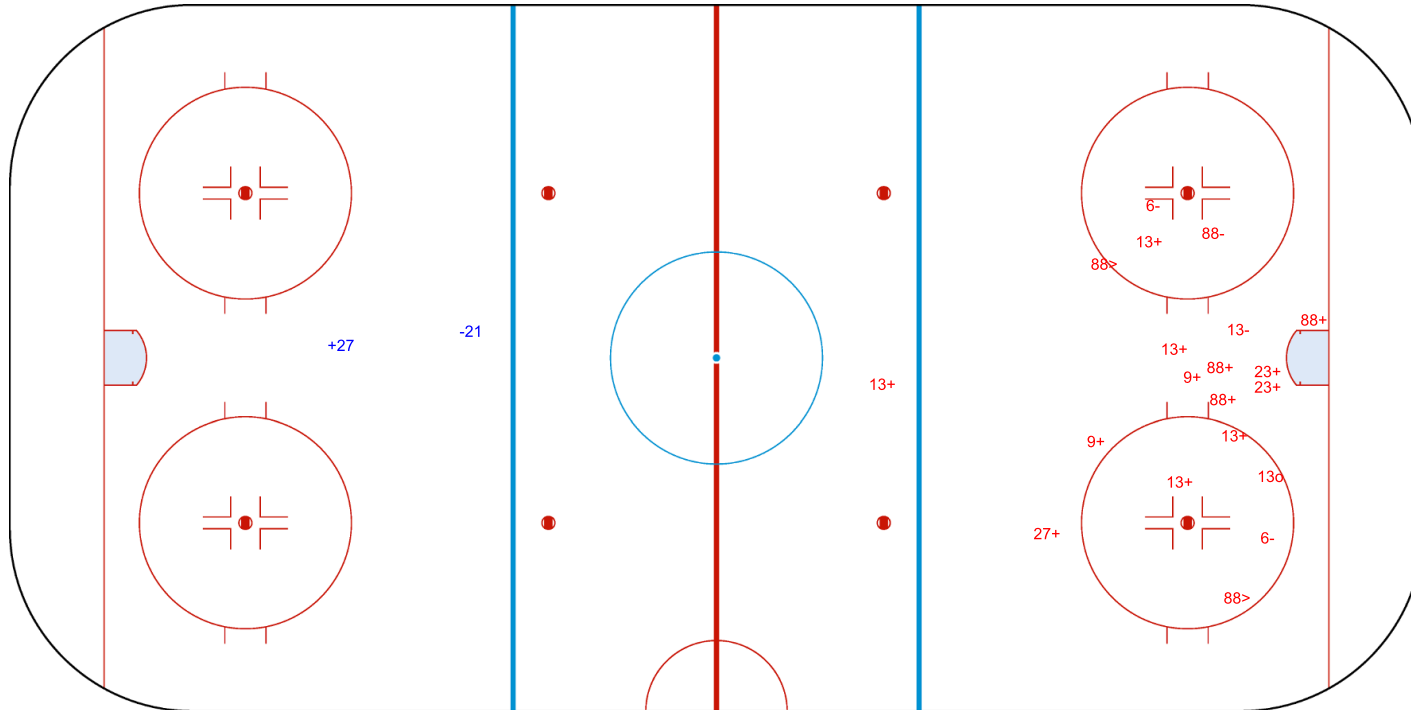


Shots by GBR

Goals (o): 1    SSG (+): 13  
SSP (>): 2    SPG (-): 4



GK 1 of KAZ






Shots by GBR

Goals (o): 2    SSG (+): 5  
SSP (<): 2    SPG (-): 4



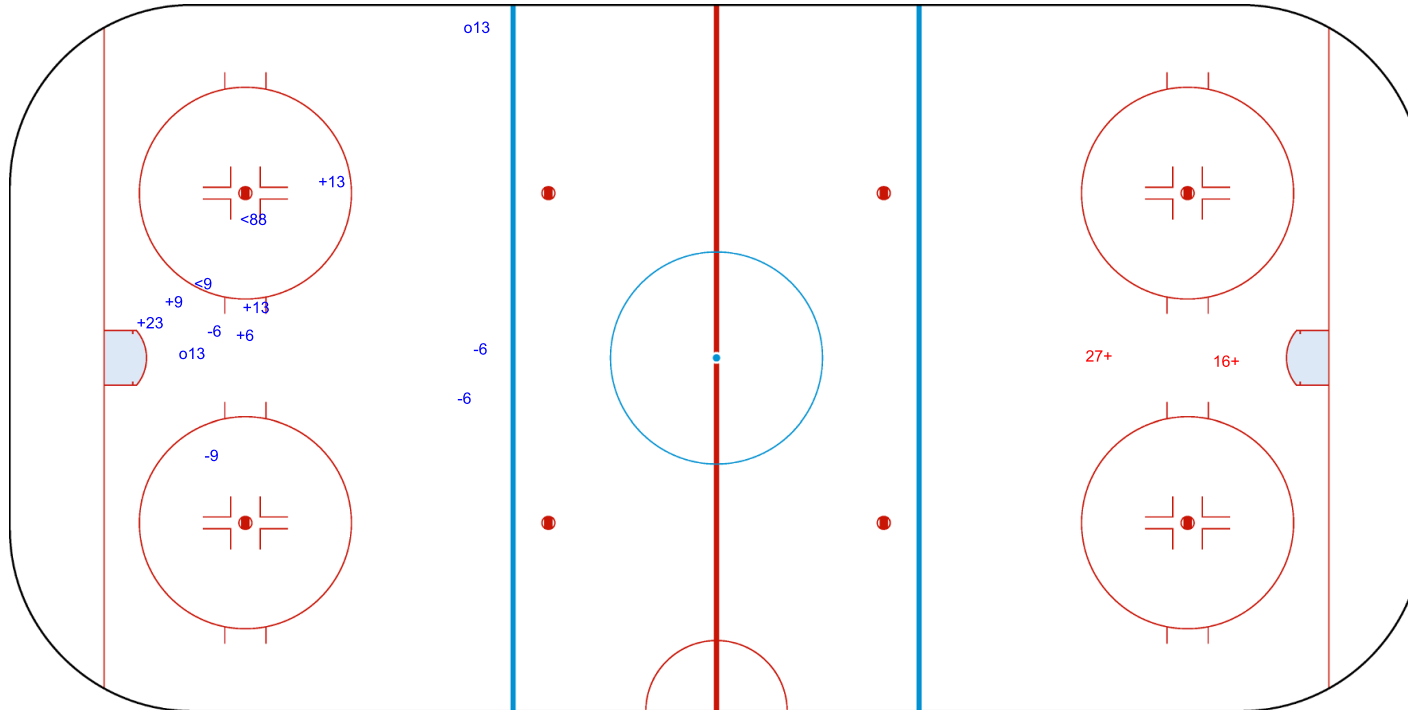
GK 1 of KAZ



GK 20 of KAZ



Period: 3



Shots by KAZ

Goals (o): 0    SSG (+): 2  
SSP (>): 0    SPG (-): 0



GK 20 of GBR

<b>Legend:</b>	<b>GK</b> Goalkeeper	<b>SPG</b> Shots past goal	<b>SSG</b> Shots saved by goalkeeper	<b>SSP</b> Shots saved by player
----------------	----------------------	----------------------------	--------------------------------------	----------------------------------



FACE-OFF CHART

KAZ - GBR

PERIOD 1

KAZ	GBR	KAZ	GBR	KAZ	GBR
Def. zone	Att. zone	Neutral zone		Att. zone	Def. zone
- 16	+ 6	- 16	+ 6	- 16	+ 6
+ 16	- 6	+ 16	- 6		
+ 16	- 6	- 10	+ 6		
+ 16	- 6	- 16	+ 6		
Total wins / period		1 / 25%	3 / 75%	0 / 0%	1 / 100%

Total wins  
all zones

KAZ	GBR
4 / 44%	5 / 56%

PERIOD 2

KAZ	GBR	KAZ	GBR	KAZ	GBR
Def. zone	Att. zone	Neutral zone		Att. zone	Def. zone
+ 10	- 6	- 10	+ 6	- 10	+ 6
+ 10	- 6	- 10	+ 6	- 10	+ 6
- 10	+ 6	- 10	+ 6	+ 16	- 6
- 10	+ 9				
- 10	+ 9				
- 10	+ 6				
+ 21	- 6				
- 21	+ 6				
+ 21	- 6				
+ 10	- 13				
Total wins / period		0 / 0%	3 / 100%	1 / 33%	2 / 67%

Total wins  
all zones

KAZ	GBR
6 / 38%	10 / 62%

PERIOD 3

KAZ	GBR	KAZ	GBR	KAZ	GBR
Def. zone	Att. zone	Neutral zone		Att. zone	Def. zone
+ 10	- 6	+ 10	- 6	- 16	+ 6
+ 16	- 6	+ 10	- 6	+ 21	- 13
- 21	+ 6	+ 10	- 6	+ 21	- 6
+ 21	- 6	- 10	+ 13	+ 21	- 6
+ 10	- 13	- 10	+ 6	- 10	+ 13
+ 10	- 13	- 10	+ 6		
- 10	+ 6				
- 10	+ 6				
Total wins / period		3 / 50%	3 / 50%	3 / 60%	2 / 40%

Total wins  
all zones

KAZ	GBR
11 / 58%	8 / 42%

TOTAL

KAZ	GBR	KAZ	GBR	KAZ	GBR
Def. zone	Att. zone	Neutral zone		Att. zone	Def. zone
Total wins / game		4 / 31%	9 / 69%	4 / 44%	5 / 56%

Total wins  
all zones

KAZ	GBR
21 / 48%	23 / 52%



HEAD TO HEAD

		GBR							
	No.	6	9	13	Tot	wins KAZ	Dz	Nz	Az
KAZ	10	6 - 12	0 - 2	3 - 2	25	9 36%	6 50%	3 30%	0 0%
	16	6 - 5			11	6 55%	4 80%	1 33%	1 33%
	21	5 - 2		1 - 0	8	6 75%	3 60%		3 100%
	<b>Tot</b>	<b>36</b>	<b>2</b>	<b>6</b>	<b>44</b>	<b>21 48%</b>	<b>13 59%</b>	<b>4 31%</b>	<b>4 44%</b>
	<b>wins GBR</b>	<b>19 53%</b>	<b>2 100%</b>	<b>2 33%</b>	<b>23 52%</b>				
	<b>Dz</b>	<b>4 57%</b>		<b>1 50%</b>	<b>5 56%</b>				
	<b>Nz</b>	<b>8 67%</b>		<b>1 100%</b>	<b>9 69%</b>				
<b>Az</b>	<b>7 41%</b>	<b>2 100%</b>	<b>0 0%</b>	<b>9 41%</b>					

**Legend:**  
**Az** Attacking zone    **Dz** Defending zone    **No.** Jersey number    **Nz** Neutral zone    **Tot.** Total face-offs played



## GAME ROSTER

## THA - AUT

## Referees

SORAPERRA Simone (ITA)

## Linesmen

FAZEKAS Tibor (SRB) , NIITTYLA Lari (FIN)

## Goalkeepers

Team: THA

No.	Name	GP	MIP	GA	SVS	SOG	SVS%	GAA
13	JAOUE Narongsak	3	00:00	0	0	0	0.00	0.00
79	PHANOOT Bunchauy	3	176:23	20	52	72	72.22	6.80

## Team Roster

Team: THA (Black)

No.	Pos.	Name	GP	G	A	PTS	PIM	+/-
1	F	SUWANNATRAI Katikorn	2	0	0	0	2	-8
7	F	SAENNAI Tawatchai	2	0	0	0	0	-8
8	D	BAOARSA Somsaksri	3	0	0	0	0	-5
9	D	CHAMNANRAT Apinan	3	0	0	0	0	-10
12	D	SAENGNUAN Theeraphong	2	0	0	0	0	-6
13	GK	JAOUE Narongsak	3	0	0	0	0	
15	F	MAHALAT Nannatee	3	0	0	0	4	-10
18	F	SRIWANKHAM Somprasong	3	0	0	0	0	-10
23	F	GOMOL Suphachai	3	0	0	0	0	-9
27	D	CHUCHUN Chuchat	2	0	0	0	0	-8
32	F	SAE-LU Arbe	3	0	0	0	6	-8
33	D	RINTHONG Pongsakorn	3	0	0	0	14	-7
79	GK	PHANOOT Bunchauy	3	0	0	0	0	

Head Coach: FORSTNER Patrick

Team: AUT

No.	Name	GP	MIP	GA	SVS	SOG	SVS%	GAA
1	OSSIMITZ Michael	3	175:15	16	49	65	75.38	5.48
83	LADSTAETTER Michael	3	03:59	2	1	3	33.33	30.13

Team: AUT (White)

No.	Pos.	Name	GP	G	A	PTS	PIM	+/-
1	GK	OSSIMITZ Michael	3	0	0	0	0	
5	F	MOSSBAUER Lukas	3	0	0	0	0	-3
6	F	WLISZCZAK Dennis	3	0	0	0	0	-8
8	D	EBERDORFER Stefan	3	0	0	0	8	-5
11	F	SAUER Michael	3	1	0	1	0	-11
12	F	ROPP Timo	3	0	1	1	8	-12
38	D	REININGER Stefan	3	0	1	1	2	-11
77	F	JUNG Raphael	3	0	0	0	6	-7
80	D	LAIBACHER Alfred	3	0	0	0	2	-9
83	GK	LADSTAETTER Michael	3	0	0	0	0	
98	F	HABELER Kai	3	2	0	2	16	-9

Head Coach: HERRNEGGER Lucas

## Legend:

+/- Plus/minus net

G Goals

GP Games played

Pos. Position

SVS% Saves in percentage

A Assists

GA Goals against

MIP Minutes and seconds played

PTS Points

D Defence

GAA Goals against as average per 60 minutes

No. Jersey number

SOG Shots on goal

F Forward

GK Goalkeeper

PIM Penalties in minutes

SVS Saves

SUN 11 DEC 2022  
START TIME 18:00

ROUND ROBIN, GAME 10



## LINE-UPS

## THA - AUT

## Referees

SORAPERRA Simone (ITA)

FAZEKAS Tibor (SRB) , HUS Igor (SVK)

## Goalkeepers

Team: THA

## No. Name

79 PHANOOT Bunchauy  
13 JAOUE Narongsak

## Team Line-ups

Team: THA (Black)

## No. Pos. Name

9	D	CHAMNANRAT Apinan +A
33	D	RINTHONG Pongsakorn
15	F	MAHALAT Nannatee
23	F	GOMOL Suphachai
32	F	SAE-LU Arbe +C
<hr/>		
8	D	BAOARSA Somsaksri
18	F	SRIWANKHAM Somprasong +A

Team: AUT

## No. Name

1 OSSIMITZ Michael  
83 LADSTAETTER Michael

Team: AUT (White)

## No. Pos. Name

8	D	EBERDORFER Stefan
38	D	REININGER Stefan
11	F	SAUER Michael +C
12	F	ROPP Timo +A
77	F	JUNG Raphael
<hr/>		
80	D	LAIBACHER Alfred
5	F	MOSSBAUER Lukas
6	F	WLISZCZAK Dennis +A
98	F	HABELER Kai

Head Coach: HERRNEGGER Lucas

Head Coach: FORSTNER Patrick

## NOT DRESSED:

1 F SUWANNATRAI Katikorn  
7 F SAENNAI Tawatchai  
12 D SAENGNUAN Theeraphong  
27 D CHUCHUN Chuchat

## Legend:

**+A** Assistant Captain  
**No.** Jersey number**+C** Captain  
**Pos.** Position**D** Defence **F** Forward



SUN 11 DEC 2022

START TIME 18:00  
END TIME 19:58

ROUND ROBIN, GAME 10



GAME SUMMARY

THA - AUT 0 - 5 (0 - 3 , 0 - 2 , 0 - 0)

Spectators	Referees	Linesmen
	SORAPERRA Simone (ITA)	FAZEKAS Tibor (SRB) , HUS Igor (SVK)

Team Statistics

Period	Score	SVS	SOG	PIM	TPP	PPG	SHG
1	0 : 3	2 : 4	4 : 5	2 : 6	04:59 : 01:44	0 : 0	0 : 1
2	0 : 2	6 : 2	2 : 8	6 : 2	00:00 : 03:26	0 : 0	0 : 0
3	0 : 0	3 : 2	2 : 3	0 : 0	00:00 : 00:00	0 : 0	0 : 0
<b>Total</b>	<b>0 : 5</b>	<b>11 : 8</b>	<b>8 : 16</b>	<b>8 : 8</b>	<b>04:59 : 05:10</b>	<b>0 : 0</b>	<b>0 : 1</b>

1st Period

Action	Time	ET/Res	Team	Type	No.	Name	(G)	Name of Assistant(s) / Action Description
GK	00:00		AUT		1	OSSIMITZ M		- Goalkeeper in
GK	00:00		THA		79	PHANOOT B		- Goalkeeper in
Penalty	06:08	08:08	AUT	2 min.	98	HABELER K		- Tripping
Penalty	07:52	09:52	THA	2 min.	9	CHAMNANRAT A		- Teeing
<b>Goal</b>	<b>11:55</b>	<b>0 : 1</b>	<b>AUT</b>	<b>EQ</b>	<b>98</b>	<b>HABELER K</b>	(3)	6 WLISZCZAK D On Ice THA 13 79 8 9 18 32 AUT 1 6 12 38 77 98
<b>Goal</b>	<b>13:18</b>	<b>0 : 2</b>	<b>AUT</b>	<b>EQ</b>	<b>98</b>	<b>HABELER K</b>	(4)	11 SAUER M On Ice THA 79 9 15 18 32 33 6 WLISZCZAK D AUT 1 6 11 12 38 98
Penalty	16:30	18:30	AUT	2 min.	12	ROPP T		- Interference
Penalty	17:45	19:45	AUT	2 min.	8	EBERDORFER S		- Elbowing
<b>Goal</b>	<b>19:33</b>	<b>0 : 3</b>	<b>AUT</b>	<b>SH1</b>	<b>12</b>	<b>ROPP T</b>	(1)	98 HABELER K On Ice THA 79 8 9 18 23 32 AUT 1 11 12 80 98

2nd Period

Action	Time	ET/Res	Team	Type	No.	Name	(G)	Name of Assistant(s) / Action Description
Penalty	28:45	30:45	THA	2 min.	32	SAE-LU A		- Roughing
Penalty	28:45	30:45	AUT	2 min.	77	JUNG R		- Elbowing
<b>Goal</b>	<b>29:28</b>	<b>0 : 4</b>	<b>AUT</b>	<b>EQ</b>	<b>12</b>	<b>ROPP T</b>	(2)	On Ice THA 79 8 15 23 33 AUT 1 8 12 80 98
Penalty	29:54	31:54	THA	2 min.	8	BAOARSA S		- Teeing
Penalty	31:20	33:20	THA	2 min.	23	GOMOL S		- Teeing
<b>Goal</b>	<b>34:07</b>	<b>0 : 5</b>	<b>AUT</b>	<b>EQ</b>	<b>12</b>	<b>ROPP T</b>	(3)	98 HABELER K On Ice THA 79 8 9 15 23 32 AUT 1 6 12 38 77 98

3rd Period

Action	Time	ET/Res	Team	Type	No.	Name	(G)	Name of Assistant(s) / Action Description
GK	51:23		AUT		83	LADSTAETTER M		- Goalkeeper in 1 OSSIMITZ M - Goalkeeper out
Time-out	58:03		THA					
GK	60:00		THA					79 PHANOOT B - Goalkeeper out
GK	60:00		AUT					83 LADSTAETTER M - Goalkeeper out

Goalkeeper Records

Team : THA - Thailand

No.	Name	SOG	SVS	MIP
79	PHANOOT Bunchauy	16	11	60:00
13	JAOUE Narongsak			

Team : AUT - Austria

No.	Name	SOG	SVS	MIP
1	OSSIMITZ Michael	6	6	51:23
83	LADSTAETTER Michael	2	2	08:37

Game Statistics

Team : THA (Black)

Head Coach : FORSTNER Patrick

No.	Pos.	Name								Shots on Goal					+/-
			G	A	P	PIM	FO+	FO-	FO+/-	FO%	1	2	3	OT	
9	D	CHAMNANRAT Apinan +A	0	0	0	2	0	0	0	0.00	0	0	0	0	-4
15	F	MAHALAT Nannatee	0	0	0	0	3	6	-3	33.33	0	1	1	2	-3
23	F	GOMOL Suphachai	0	0	0	2	0	0	0	0.00	1	1	0	2	-3



SUN 11 DEC 2022

START TIME 18:00  
END TIME 19:58

ROUND ROBIN, GAME 10



Head Coach : FORSTNER Patrick

No.	Pos.	Name	G	A	P	PIM	FO+	FO-	FO+/-	FO%	Shots on Goal				TS	+/-
											1	2	3	OT		
32	F	SAE-LU Arbe +C	0	0	0	2	9	16	-7	36.00	2	0	1		3	-4
33	D	RINTHONG Pongsakorn	0	0	0	0	2	4	-2	33.33	0	0	0		0	-2
8	D	BAOARSA Somsaksri (BP)	0	0	0	2	0	2	-2	0.00	0	0	0		0	-4
18	F	SRIWANKHAM Somprasong +A	0	0	0	0	4	8	-4	33.33	1	0	0		1	-3
13	GK	JAOUE Narongsak	0	0	0	0					0	0	0		0	
79	GK	PHANOOT Bunchauy	0	0	0	0					0	0	0		0	
<b>Total</b>			<b>0</b>	<b>0</b>	<b>0</b>	<b>8</b>	<b>18</b>	<b>36</b>	<b>-18</b>	<b>33.33</b>	<b>4</b>	<b>2</b>	<b>2</b>		<b>8</b>	

Team : AUT (White)

Head Coach : HERRNEGGER Lucas

No.	Pos.	Name	G	A	P	PIM	FO+	FO-	FO+/-	FO%	Shots on Goal				TS	+/-
											1	2	3	OT		
8	D	EBERDORFER Stefan	0	0	0	2	0	0	0	0.00	0	0	0		0	+1
11	F	SAUER Michael +C	0	1	1	0	0	0	0	0.00	1	2	1		4	+2
12	F	ROPP Timo +A (BP)	3	0	3	2	5	4	1	55.56	1	2	1		4	+5
38	D	REININGER Stefan	0	0	0	0	0	0	0	0.00	0	0	0		0	+3
77	F	JUNG Raphael	0	0	0	2	1	1	0	50.00	0	1	0		1	+2
5	F	MOSSBAUER Lukas	0	0	0	0	0	0	0	0.00	0	0	0		0	0
6	F	WLISZCZAK Dennis +A	0	2	2	0	0	0	0	0.00	0	0	0		0	+3
80	D	LAIBACHER Alfred	0	0	0	0	0	0	0	0.00	0	0	0		0	+2
98	F	HABELER Kai	2	2	4	2	30	13	17	69.77	3	3	1		7	+5
1	GK	OSSIMITZ Michael	0	0	0	0					0	0	0		0	
83	GK	LADSTAETTER Michael	0	0	0	0					0	0	0		0	
<b>Total</b>			<b>5</b>	<b>5</b>	<b>10</b>	<b>8</b>	<b>36</b>	<b>18</b>	<b>18</b>	<b>66.67</b>	<b>5</b>	<b>8</b>	<b>3</b>		<b>16</b>	


Legend:							
<b>(G)</b>	Goals in tournament	<b>+/-</b>	Plus/minus net	<b>+A</b>	Assistant Captain	<b>+C</b>	Captain
<b>A</b>	Assists	<b>D</b>	Defence	<b>EQ</b>	Equal strength	<b>ET/Res</b>	Penalty end time/Result of game
<b>F</b>	Forward	<b>FO-</b>	Face-offs lost	<b>FO%</b>	Face-offs won as percentage	<b>FO+</b>	Face-offs won
<b>FO+/-</b>	Face-offs net	<b>G</b>	Goals	<b>GK</b>	Goalkeeper	<b>MIP</b>	Minutes in play (GK)
<b>No.</b>	Jersey number	<b>OT</b>	Overtime	<b>P</b>	Points	<b>PIM</b>	Penalties in minutes
<b>Pos.</b>	Position	<b>PPG</b>	Power play goals	<b>SH1</b>	Shorthanded - 1 player	<b>SHG</b>	Shorthanded goals
<b>SOG</b>	Shots on goal	<b>SVS</b>	Saves	<b>TPP</b>	Time on power play	<b>TS</b>	Total shots





### SHOT CHART THA - AUT

Shots by AUT  
Goals (o): 3    SSG (+): 2  
SSP (<): 1    SPG (-): 3



GK 79 of THA



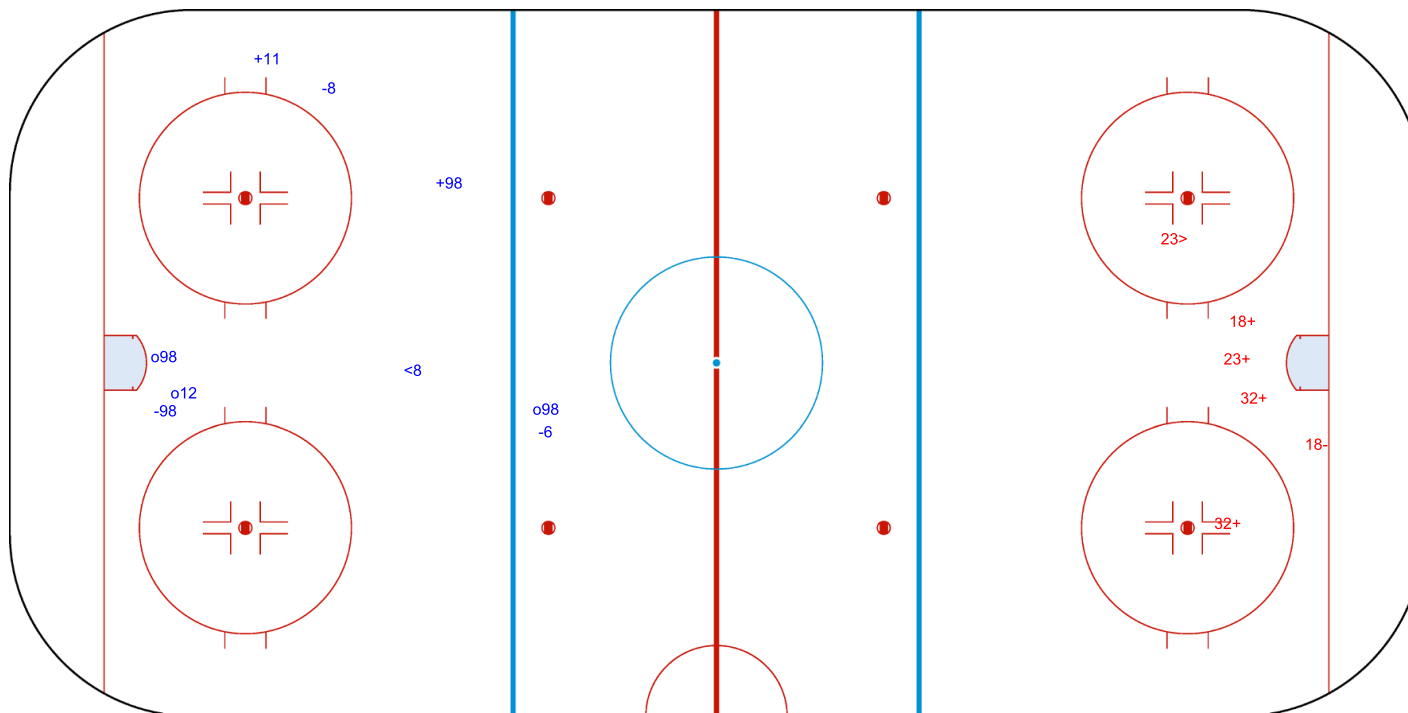
Period: 1



Shots by THA  
Goals (o): 0    SSG (+): 4  
SSP (>): 1    SPG (-): 1



GK 1 of AUT





SUN 11 DEC 2022  
START TIME 18:00



Shots by THA  
Goals (o): 0  
SSP (<): 0  
SSG (+): 2  
SPG (-): 0




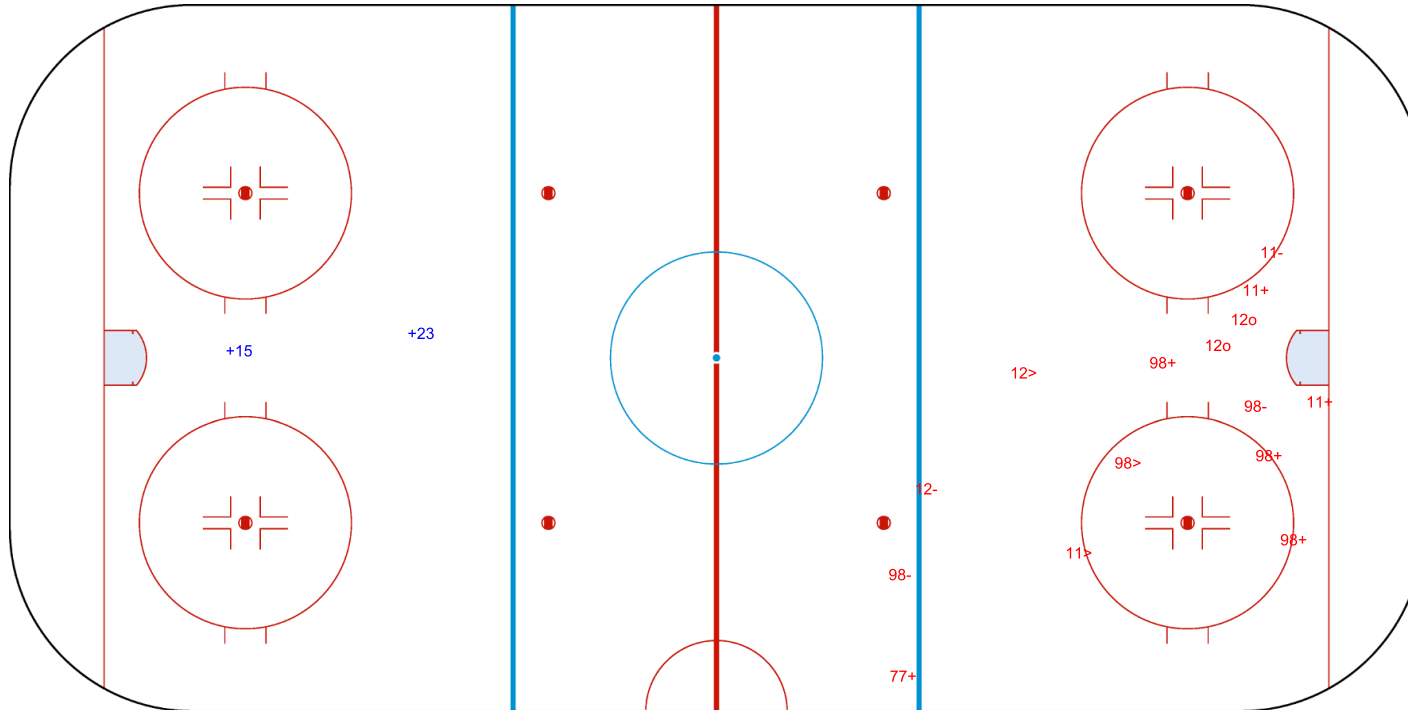
Period: 2



Shots by AUT  
Goals (o): 2  
SSP (>): 3  
SSG (+): 6  
SPG (-): 4



GK 1 of AUT



GK 79 of THA




SUN 11 DEC 2022  
START TIME 18:00

ROUND ROBIN, GAME 10



Shots by AUT  
Goals (o): 0    SSG (+): 3  
SSP (<): 3    SPG (-): 3




GK 79 of THA




Period: 3



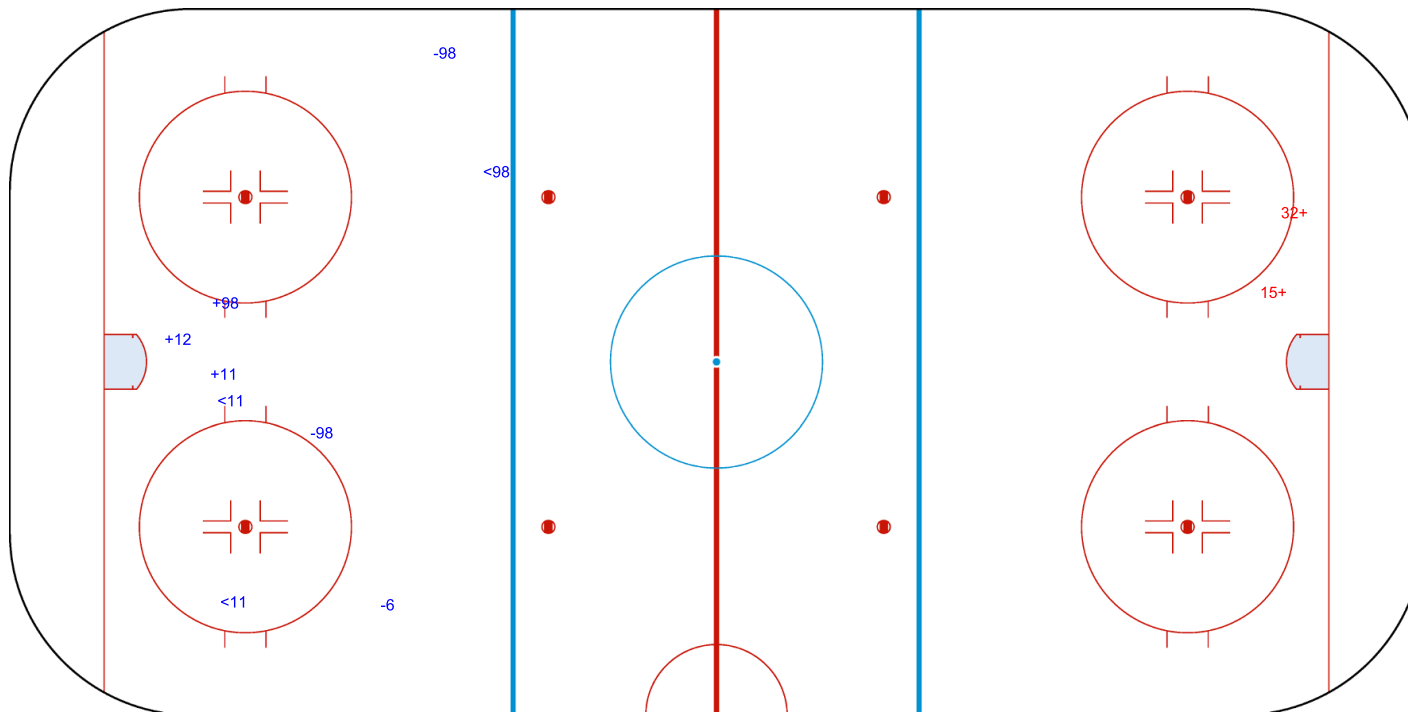
Shots by THA  
Goals (o): 0    SSG (+): 2  
SSP (>): 0    SPG (-): 0



GK 1 of AUT



GK 83 of AUT



<b>Legend:</b>					
<b>GK</b>	Goalkeeper	<b>SPG</b>	Shots past goal	<b>SSG</b>	Shots saved by goalkeeper
				<b>SSP</b>	Shots saved by player



FACE-OFF CHART

THA - AUT

PERIOD 1

	THA	AUT	THA	AUT	THA	AUT	Total wins all zones	
	Def. zone	Att. zone	Neutral zone		Att. zone	Def. zone		
	- 32	+ 98	- 32	+ 98	- 32	+ 98	Total wins all zones	THA AUT
	+ 32	- 12	- 32	+ 98	+ 32	- 98		
	+ 32	- 98	- 32	+ 98	+ 32	- 12		
	+ 32	- 98	- 33	+ 98	+ 32	- 98		
			- 32	+ 12	- 32	+ 98		
			- 32	+ 12	- 32	+ 98		
			+ 33	- 77	+ 33	- 98		
					- 32	+ 12		
					- 32	+ 98		
					- 32	+ 77		
					- 32	+ 98		
					+ 32	- 98		
Total wins / period	3 / 75%	1 / 25%	1 / 14%	6 / 86%	5 / 42%	7 / 58%	9 / 39%	14 / 61%

PERIOD 2

	THA	AUT	THA	AUT	THA	AUT	Total wins all zones	
	Def. zone	Att. zone	Neutral zone		Att. zone	Def. zone		
	- 18	+ 98	+ 18	- 98	- 15	+ 98	Total wins all zones	THA AUT
	- 33	+ 98	- 33	+ 98				
	- 18	+ 98	- 33	+ 98				
	+ 18	- 98	- 18	+ 98				
	- 8	+ 98	- 8	+ 98				
	+ 15	- 12	- 15	+ 98				
	+ 15	- 98	- 15	+ 98				
	- 15	+ 12	+ 15	- 98				
	- 15	+ 12	- 15	+ 98				
Total wins / period	3 / 33%	6 / 67%	2 / 22%	7 / 78%	0 / 0%	1 / 100%	5 / 26%	14 / 74%

PERIOD 3

	THA	AUT	THA	AUT	THA	AUT	Total wins all zones	
	Def. zone	Att. zone	Neutral zone		Att. zone	Def. zone		
	- 18	+ 98	- 18	+ 98	+ 32	- 98	Total wins all zones	THA AUT
	- 18	+ 98	+ 18	- 98	- 32	+ 98		
	+ 32	- 12	+ 18	- 98	- 32	+ 98		
	- 32	+ 98	- 18	+ 98				
			- 18	+ 98				
Total wins / period	1 / 25%	3 / 75%	2 / 40%	3 / 60%	1 / 33%	2 / 67%	4 / 33%	8 / 67%

TOTAL

	THA	AUT	THA	AUT	THA	AUT	Total wins all zones	
	Def. zone	Att. zone	Neutral zone		Att. zone	Def. zone	THA	AUT
Total wins / game	7 / 41%	10 / 59%	5 / 24%	16 / 76%	6 / 38%	10 / 62%	18 / 33%	36 / 67%



HEAD TO HEAD

		AUT			Tot	wins THA	Dz	Nz	Az
No.	12	77	98						
THA	8			0 - 2	2	0 0%	0 0%	0 0%	
	15	1 - 2		2 - 4	9	3 33%	2 50%	1 25%	0 0%
	18			4 - 8	12	4 33%	1 20%	3 43%	
	32	3 - 3	0 - 1	6 - 12	25	9 36%	4 67%	0 0%	5 36%
	33		1 - 0	1 - 4	6	2 33%	0 0%	1 25%	1 100%
	<b>Tot</b>	9	2	43	54	18 33%	7 41%	5 24%	6 38%
	<b>wins AUT</b>	5 56%	1 50%	30 70%	36 67%				
<b>Dz</b>	1 50%	1 100%	8 62%	10 62%					
<b>Nz</b>	2 100%	0 0%	14 78%	16 76%					
<b>Az</b>	2 40%		8 67%	10 59%					

<b>Legend:</b>	<b>Az</b> Attacking zone	<b>Dz</b> Defending zone	<b>No.</b> Jersey number	<b>Nz</b> Neutral zone	<b>Tot.</b> Total face-offs played
----------------	--------------------------	--------------------------	--------------------------	------------------------	------------------------------------



### TEAM STATISTICS

As of SUN 11 DEC 2022

Including Game 10

#### Scoring Efficiency

(Ranked by highest SG% / highest GP)

Rank	Team	GP	GF	SSG	SOG	SG%
1	KAZ	4	26	62	88	<b>29.55</b>
2	FRA	4	5	15	20	<b>25.00</b>
3	GBR	4	31	96	127	<b>24.41</b>
4	AUT	4	8	27	35	<b>22.86</b>
5	THA	4	0	15	15	<b>0.00</b>

#### Power Play

(Ranked by highest PP% / highest GP)

Rank	Team	GP	ADV	PPGF	PP%	TPP	M:S
1	GBR	4	11	3	<b>27.27</b>	19:10	06:23
2	KAZ	4	12	3	<b>25.00</b>	17:22	05:47
3	AUT	4	12	2	<b>16.67</b>	23:45	11:52
4	FRA	4	15	1	<b>6.67</b>	29:01	29:01
5	THA	4	10	0	<b>0.00</b>	18:08	00:00

#### Penalty Killing

(Ranked by highest PK% / highest GP)

Rank	Team	GP	DVG	PPGA	PK%	TSH	M:S
1	GBR	4	7	0	<b>100.00</b>	14:15	00:00
2	FRA	4	12	1	<b>91.67</b>	21:19	21:19
3	AUT	4	17	3	<b>82.35</b>	34:04	11:21
4	THA	4	10	2	<b>80.00</b>	14:29	07:14
5	KAZ	4	14	3	<b>78.57</b>	23:19	07:46

#### Goalkeeping

(Ranked by highest SVS%)

Rank	Team	GP	GA	SVS	SOG	SVS%	GAA	SHGA	PPGA	SO	ENG
1	GBR	4	0	7	7	<b>100.00</b>	0.00	0	0	4	0
2	KAZ	4	8	32	40	<b>80.00</b>	2.00	1	3	2	0
3	FRA	4	18	55	73	<b>75.34</b>	4.50	2	1	1	0
4	AUT	4	19	58	77	<b>75.32</b>	4.77	2	3	1	1
5	THA	4	25	63	88	<b>71.59</b>	6.35	2	2	0	0

#### Penalties

(Ranked by highest PIM)

Rank	Team	GP	2	5	10	GM	MP	PIM	PAVG
1	AUT	4	25	0	0	0	0	<b>50</b>	12:30
2	GBR	4	7	1	0	1	0	<b>39</b>	9:45
3	THA	4	12	0	1	0	0	<b>34</b>	8:30
4	KAZ	4	16	0	0	0	0	<b>32</b>	8:00
5	FRA	4	13	0	0	0	0	<b>26</b>	6:30

#### Shorthanded Goals

(Ranked by highest NET / lowest GP)

Rank	Team	GP	SHGF	SHGA	NET
1	GBR	4	3	0	<b>+3</b>
2	KAZ	4	3	1	<b>+2</b>
3	AUT	4	1	2	<b>-1</b>
4	FRA	4	0	2	<b>-2</b>
4	THA	4	0	2	<b>-2</b>

#### Attendance

(Ranked by highest average attendance)

Rank	Team	GP	Spect	AVG
1	FRA	4	389	<b>97</b>
2	THA	4	300	<b>75</b>
3	AUT	4	219	<b>54</b>
4	KAZ	4	75	<b>18</b>
5	GBR	4	55	<b>13</b>
<b>Total</b>		10	519	51

Legend:	
<b>2</b>	Two (2) minute penalties
<b>ADV</b>	Advantage (times on power play)
<b>ENG</b>	Empty net goals
<b>GF</b>	Goals for
<b>MP</b>	Match penalties
<b>PAVG</b>	PIM in average
<b>PPGA</b>	Power play goals against
<b>SG%</b>	Percentage of goals from total shots
<b>SO</b>	Shutouts
<b>SSG</b>	Shots saved by goalkeeper
<b>TPP</b>	Time of power play
<b>5</b>	Five (5) minute penalties
<b>AVG</b>	Average
<b>GA</b>	Goals against
<b>GM</b>	Game misconducts
<b>M:S</b>	Average time in min. and sec.
<b>PIM</b>	Penalties in minutes
<b>PPGF</b>	Power play goals for
<b>SHGA</b>	Shorthanded goals against
<b>SOG</b>	Shots on goal
<b>SVS</b>	Saves
<b>TSH</b>	Time shorthanded in min. and sec.
<b>10</b>	Ten (10) minute penalties
<b>DVG</b>	Disadvantage (number of times shorthanded)
<b>GAA</b>	Goals against as average per 60 minutes
<b>GP</b>	Number of games played
<b>NET</b>	SHGF - SHGA
<b>PK%</b>	Penalty killing percentage
<b>PP%</b>	Power play eff. as percentage
<b>SHGF</b>	Shorthanded goals for
<b>Spect</b>	Spectators
<b>SVS%</b>	SVS as percentage of total SOG



**PLAYER STATISTICS BY TEAM**

As of SUN 11 DEC 2022

Including Game 10

**AUT - Austria**

**Playing Statistics**

No.	Name	Pos.	GP	G	A	PTS	PIM	+/-	GWG	PPG	SHG	SOG	SG%
1	OSSIMITZ Michael	GK	4	0	0	0	0		0	0	0	0	0.00
5	MOSSBAUER Lukas	F	4	0	0	0	0	-3	0	0	0	0	0.00
6	WLISZCZAK Dennis	F	4	0	2	2	0	-5	0	0	0	6	0.00
8	EBERDORFER Stefan	D	4	0	0	0	10	-4	0	0	0	1	0.00
11	SAUER Michael	F	4	1	1	2	0	-9	0	0	0	8	12.50
12	ROPP Timo	F	4	3	1	4	10	-7	0	0	1	6	50.00
38	REININGER Stefan	D	4	0	1	1	2	-8	0	0	0	0	0.00
77	JUNG Raphael	F	4	0	0	0	8	-5	0	0	0	1	0.00
80	LAIBACHER Alfred	D	4	0	0	0	2	-7	0	0	0	0	0.00
83	LADSTAETTER Michael	GK	4	0	0	0	0		0	0	0	0	0.00
98	HABELER Kai	F	4	4	2	6	18	-4	1	2	0	13	30.77

**Goalkeeping Statistics**

No.	Name	GPT	GKD	GPI	MIP	MIP%	GA	SVS	SOG	SVS%	GAA	SO	W	L
1	OSSIMITZ Michael	4	4	4	226:38	94.73	16	55	71	77.46	4.24	0	1	3
83	LADSTAETTER Michael	4	4	2	12:36	5.27	2	3	5	60.00	9.52	0	0	0

Legend:		
<b>+/-</b>	Plus/minus net	<b>A</b> Assists
<b>F</b>	Forward	<b>G</b> Goals
<b>GAA</b>	Goals against as average per 60 minutes	<b>D</b> Defence
<b>GP</b>	Number of games played	<b>GA</b> Goals against
<b>GWG</b>	Game winning goals	<b>GKD</b> Goalkeeper dressed
<b>MIP%</b>	MIP as percentage	<b>GPT</b> Number of games played by team
<b>Pos.</b>	Position on team	<b>MIP</b> Minutes and seconds played
<b>SG%</b>	Percentage of goals from total shots	<b>PIM</b> Penalties in minutes
<b>SOG</b>	Shots on goal	<b>PTS</b> Points
<b>W</b>	Number of games won	<b>SO</b> Shutouts
		<b>SVS%</b> SVS as percentage of total SOG
		<b>SVS</b> Saves



**PLAYER STATISTICS BY TEAM**

As of SAT 10 DEC 2022

Including Game 8

**FRA - France**

**Playing Statistics**

No.	Name	Pos.	GP	G	A	PTS	PIM	+/-	GWG	PPG	SHG	SOG	SG%
13	LIARD Adrien	F	4	0	0	0	4	-6	0	0	0	2	0.00
15	LETROU Jeremy	F	4	0	0	0	0	-5	0	0	0	0	0.00
17	CADONNA Franck	F	4	1	2	3	2	-1	1	1	0	3	33.33
27	LEPESANT Vincent	D	4	0	0	0	0	-5	0	0	0	1	0.00
29	SIX Mael	F	4	1	0	1	2	-5	0	0	0	1	100.00
31	BLAVETTE Laurent	GK	4	0	0	0	0		0	0	0	0	0.00
44	PIERRE Francois	F	4	0	0	0	6	-8	0	0	0	0	0.00
57	LEPLUMEY Jean Paul	D	4	0	0	0	2	-8	0	0	0	2	0.00
64	LINIER Roland	F	4	1	1	2	2	-9	1	0	0	1	100.00
80	BATAILLE Pierre	D	4	0	2	2	4	-5	0	0	0	1	0.00
90	JOUENNE Yannick	D	4	0	1	1	2	-8	0	0	0	6	0.00
91	AKNIN Sofian	GK	4	0	0	0	0		0	0	0	0	0.00
94	BRAYSSE Claude	F	4	2	1	3	2	-5	0	0	0	3	66.67

**Goalkeeping Statistics**

No.	Name	GPT	GKD	GPI	MIP	MIP%	GA	SVS	SOG	SVS%	GAA	SO	W	L
31	BLAVETTE Laurent	4	4	4	227:02	94.60	14	52	66	78.79	3.70	1	2	2
91	AKNIN Sofian	4	4	1	12:58	5.40	4	3	7	42.86	18.51	0	0	0

Legend:		
<b>+/-</b>	Plus/minus net	<b>A</b> Assists
<b>F</b>	Forward	<b>G</b> Goals
<b>GAA</b>	Goals against as average per 60 minutes	<b>GK</b> Goalkeeper
<b>GP</b>	Number of games played	<b>GPI</b> Games played in
<b>GWG</b>	Game winning goals	<b>L</b> Number of games lost
<b>MIP%</b>	MIP as percentage	<b>No.</b> Jersey number
<b>Pos.</b>	Position on team	<b>PPG</b> Power play goals
<b>SG%</b>	Percentage of goals from total shots	<b>SHG</b> Shorthanded goals
<b>SOG</b>	Shots on goal	<b>SVS</b> Saves
<b>W</b>	Number of games won	<b>D</b> Defence
		<b>GA</b> Goals against
		<b>GKD</b> Goalkeeper dressed
		<b>GPT</b> Number of games played by team
		<b>MIP</b> Minutes and seconds played
		<b>PIM</b> Penalties in minutes
		<b>PTS</b> Points
		<b>SO</b> Shutouts
		<b>SVS%</b> SVS as percentage of total SOG





**PLAYER STATISTICS BY TEAM**

As of SUN 11 DEC 2022

Including Game 9

**GBR - Great Britain**

**Playing Statistics**

No.	Name	Pos.	GP	G	A	PTS	PIM	+/-	GWG	PPG	SHG	SOG	SG%
2	MEAD Andrew James	D	3	0	1	1	2	+4	0	0	0	0	0.00
6	NICHOLSON Karl	F	4	5	6	11	0	+17	0	0	1	13	38.46
7	CZERNUSZKA-WATTS Dani	F	4	1	0	1	0	+8	0	0	0	3	33.33
8	QUIRK Stacey	F	4	0	1	1	2	+9	0	0	0	5	0.00
9	CHRISTOPHER Tyler	F	4	8	5	13	2	+19	2	1	0	24	33.33
13	FARMER Gary	F	4	11	5	16	31	+19	0	2	1	42	26.19
20	HACKWORTH Bryan	GK	4	0	0	0	0		0	0	0	0	0.00
21	EMMERSON Leanne	D	4	0	0	0	0	+3	0	0	0	0	0.00
22	le GALLOUDEC Jonathon	D	4	1	3	4	0	+18	0	0	1	8	12.50
23	CAMPBELL Josh	F	4	0	2	2	0	+8	0	0	0	6	0.00
27	HUTCHCRAFT Jamie	D	4	0	2	2	2	+12	0	0	0	7	0.00
31	HILL Nicole Jodi	GK	4	0	0	0	0		0	0	0	0	0.00
88	STEPHENS Nathan	F	4	5	6	11	0	+20	2	0	0	19	26.32

**Goalkeeping Statistics**

No.	Name	GPT	GKD	GPI	MIP	MIP%	GA	SVS	SOG	SVS%	GAA	SO	W	L
20	HACKWORTH Bryan	4	4	3	153:46	64.07	0	5	5	100.00	0.00	1	3	0
31	HILL Nicole Jodi	4	4	3	86:14	35.93	0	2	2	100.00	0.00	1	1	0

Legend:			
<b>+/-</b>	Plus/minus net	<b>A</b>	Assists
<b>F</b>	Forward	<b>G</b>	Goals
<b>GAA</b>	Goals against as average per 60 minutes	<b>GK</b>	Goalkeeper
<b>GP</b>	Number of games played	<b>GPI</b>	Games played in
<b>GWG</b>	Game winning goals	<b>L</b>	Number of games lost
<b>MIP%</b>	MIP as percentage	<b>No.</b>	Jersey number
<b>Pos.</b>	Position on team	<b>PPG</b>	Power play goals
<b>SG%</b>	Percentage of goals from total shots	<b>SHG</b>	Shorthanded goals
<b>SOG</b>	Shots on goal	<b>SVS</b>	Saves
<b>W</b>	Number of games won	<b>D</b>	Defence
		<b>GA</b>	Goals against
		<b>GKD</b>	Goalkeeper dressed
		<b>GPT</b>	Number of games played by team
		<b>MIP</b>	Minutes and seconds played
		<b>PIM</b>	Penalties in minutes
		<b>PTS</b>	Points
		<b>SO</b>	Shutouts
		<b>SVS%</b>	SVS as percentage of total SOG



**PLAYER STATISTICS BY TEAM**

As of SUN 11 DEC 2022

Including Game 9

**KAZ - Kazakhstan**

**Playing Statistics**

No.	Name	Pos.	GP	G	A	PTS	PIM	+/-	GWG	PPG	SHG	SOG	SG%
1	MUKATOV Beimbet	GK	4	0	0	0	0		0	0	0	0	0.00
5	ZHANSEITOV Daulet	D	4	0	0	0	0	+3	0	0	0	1	0.00
7	BONDARENKO Dmitriy	D	4	1	1	2	4	+11	0	0	0	4	25.00
10	BEXULTAN Zhanibektarkhan	D	4	6	5	11	6	+10	0	1	1	17	35.29
15	SABIROV Kairat	F	4	0	2	2	0	+9	0	0	0	5	0.00
16	KARIPBAYEV Kuat	F	4	8	2	10	8	+10	2	1	0	17	47.06
17	ABDYGALIMOV Yerbolat	D	4	1	1	2	4	+6	0	0	0	1	100.00
20	BASMANOV Oleg	GK	4	0	0	0	0		0	0	0	0	0.00
21	TOKTARBAYEV Aidos	F	4	4	2	6	4	+11	0	0	1	19	21.05
27	MIYANOV Maxat	F	4	3	2	5	0	+7	0	1	0	14	21.43
28	PASKHALIDI Alexandr	F	4	2	2	4	2	+7	1	0	1	5	40.00
29	AKHMETOV Almas	D	4	1	2	3	4	+13	0	0	0	5	20.00

**Goalkeeping Statistics**

No.	Name	GPT	GKD	GPI	MIP	MIP%	GA	SVS	SOG	SVS%	GAA	SO	W	L
1	MUKATOV Beimbet	4	4	4	160:00	66.67	5	23	28	82.14	1.88	0	3	1
20	BASMANOV Oleg	4	4	4	80:00	33.33	3	9	12	75.00	2.25	0	0	0

**Legend:**

<b>+/-</b>	Plus/minus net	<b>A</b>	Assists	<b>D</b>	Defence
<b>F</b>	Forward	<b>G</b>	Goals	<b>GA</b>	Goals against
<b>GAA</b>	Goals against as average per 60 minutes	<b>GK</b>	Goalkeeper	<b>GKD</b>	Goalkeeper dressed
<b>GP</b>	Number of games played	<b>GPI</b>	Games played in	<b>GPT</b>	Number of games played by team
<b>GWG</b>	Game winning goals	<b>L</b>	Number of games lost	<b>MIP</b>	Minutes and seconds played
<b>MIP%</b>	MIP as percentage	<b>No.</b>	Jersey number	<b>PIM</b>	Penalties in minutes
<b>Pos.</b>	Position on team	<b>PPG</b>	Power play goals	<b>PTS</b>	Points
<b>SG%</b>	Percentage of goals from total shots	<b>SHG</b>	Shorthanded goals	<b>SO</b>	Shutouts
<b>SOG</b>	Shots on goal	<b>SVS</b>	Saves	<b>SVS%</b>	SVS as percentage of total SOG
<b>W</b>	Number of games won				



**PLAYER STATISTICS BY TEAM**

As of SUN 11 DEC 2022

Including Game 10

**THA - Thailand**

**Playing Statistics**

No.	Name	Pos.	GP	G	A	PTS	PIM	+/-	GWG	PPG	SHG	SOG	SG%
1	SUWANNATRAI Katikorn	F	2	0	0	0	2	-8	0	0	0	0	0.00
7	SAENNAI Tawatchai	F	2	0	0	0	0	-8	0	0	0	1	0.00
8	BAOARSA Somsaksri	D	4	0	0	0	2	-9	0	0	0	1	0.00
9	CHAMNANRAT Apinan	D	4	0	0	0	2	-14	0	0	0	0	0.00
12	SAENGNUAN Theeraphong	D	2	0	0	0	0	-6	0	0	0	0	0.00
13	JAOUE Narongsak	GK	4	0	0	0	0		0	0	0	0	0.00
15	MAHALAT Nannatee	F	4	0	0	0	4	-13	0	0	0	2	0.00
18	SRIWANKHAM Somprasong	F	4	0	0	0	0	-13	0	0	0	1	0.00
23	GOMOL Suphachai	F	4	0	0	0	2	-12	0	0	0	3	0.00
27	CHUCHUN Chuchat	D	2	0	0	0	0	-8	0	0	0	0	0.00
32	SAE-LU Arbe	F	4	0	0	0	8	-12	0	0	0	6	0.00
33	RINTHONG Pongsakorn	D	4	0	0	0	14	-9	0	0	0	1	0.00
79	PHANOOT Bunchauy	GK	4	0	0	0	0		0	0	0	0	0.00

**Goalkeeping Statistics**

No.	Name	GPT	GKD	GPI	MIP	MIP%	GA	SVS	SOG	SVS%	GAA	SO	W	L
13	JAOUE Narongsak	4	4	0	00:00	0.00	0	0	0	0.00	0.00	0	0	1
79	PHANOOT Bunchauy	4	4	4	236:23	100.00	25	63	88	71.59	6.35	0	0	4

Legend:		
<b>+/-</b>	Plus/minus net	<b>A</b> Assists
<b>F</b>	Forward	<b>G</b> Goals
<b>GAA</b>	Goals against as average per 60 minutes	<b>D</b> Defence
<b>GP</b>	Number of games played	<b>GA</b> Goals against
<b>GWG</b>	Game winning goals	<b>GKD</b> Goalkeeper dressed
<b>MIP%</b>	MIP as percentage	<b>GPT</b> Number of games played by team
<b>Pos.</b>	Position on team	<b>MIP</b> Minutes and seconds played
<b>SG%</b>	Percentage of goals from total shots	<b>PIM</b> Penalties in minutes
<b>SOG</b>	Shots on goal	<b>PTS</b> Points
<b>W</b>	Number of games won	<b>SO</b> Shutouts
		<b>SVS%</b> SVS as percentage of total SOG
		<b>SVS</b> Saves



**GOALKEEPERS**

As of SUN 11 DEC 2022

Including Game 10

(Ranked by highest SVS% / lowest GAA / highest GPI)

Rank	Name	No.	Team	GKD	GPI	MIP	MIP%	SOG	GA	SVS	SVS%	GAA	PPGA	SHGA	SO
1	HACKWORTH Bryan	20	GBR	4	3	153:46	64.07	5	0	5	<b>100.00</b>	0.00	0	0	1
2	MUKATOV Beimbet	1	KAZ	4	4	160:00	66.67	28	5	23	<b>82.14</b>	1.88	3	0	0
3	BLAVETTE Laurent	31	FRA	4	4	227:02	94.60	66	14	52	<b>78.79</b>	3.70	1	2	1
4	OSSIMITZ Michael	1	AUT	4	4	226:38	94.73	71	16	55	<b>77.46</b>	4.24	3	2	0
5	PHANOOT Bunchauy	79	THA	4	4	236:23	100.00	88	25	63	<b>71.59</b>	6.35	2	2	0

(Goalkeepers with less than 40% of their team's total minutes (MIP% less 40))

Name	No.	Team	GKD	GPI	MIP	MIP%	SOG	GA	SVS	SVS%	GAA	PPGA	SHGA	SO
HILL Nicole Jodi	31	GBR	4	3	86:14	35.93	2	0	2	<b>100.00</b>	0.00	0	0	1
BASMANOV Oleg	20	KAZ	4	4	80:00	33.33	12	3	9	<b>75.00</b>	2.25	0	1	0
LADSTAETTER Michael	83	AUT	4	2	12:36	5.27	5	2	3	<b>60.00</b>	9.52	0	0	0
AKNIN Sofian	91	FRA	4	1	12:58	5.40	7	4	3	<b>42.86</b>	18.51	0	0	0

<b>Legend:</b>		
<b>GA</b> Goals against	<b>GAA</b> Goals against as average per 60 minutes	<b>GKD</b> Goalkeeper dressed
<b>GPI</b> Games played in	<b>MIP</b> Minutes and seconds played	<b>MIP%</b> MIP as percentage
<b>No.</b> Jersey number	<b>PPGA</b> Power play goals against	<b>SHGA</b> Shorthanded goals against
<b>SO</b> Shutouts (no GA in a game)	<b>SOG</b> Shots on goal (G+SSG)	<b>SVS</b> Saves
<b>SVS%</b> SVS as percentage of total SOG		



**SCORING LEADERS**

As of SUN 11 DEC 2022

Including Game 10

(Ranked by highest PTS/ highest G/ lowest GP)

Rank	Name	No.	Team	Pos.	GP	G	A	PTS	PIM	+/-
1	FARMER Gary	13	GBR	F	4	11	5	<b>16</b>	31	+19
2	CHRISTOPHER Tyler	9	GBR	F	4	8	5	<b>13</b>	2	+19
3	BEXULTAN Zhanibektarkhan	10	KAZ	D	4	6	5	<b>11</b>	6	+10
4	NICHOLSON Karl	6	GBR	F	4	5	6	<b>11</b>	0	+17
4	STEPHENS Nathan	88	GBR	F	4	5	6	<b>11</b>	0	+20
6	KARIPBAYEV Kuat	16	KAZ	F	4	8	2	<b>10</b>	8	+10
7	HABELER Kai	98	AUT	F	4	4	2	<b>6</b>	18	-4
7	TOKTARBAYEV Aidos	21	KAZ	F	4	4	2	<b>6</b>	4	+11
9	MIYANOV Maxat	27	KAZ	F	4	3	2	<b>5</b>	0	+7
10	ROPP Timo	12	AUT	F	4	3	1	<b>4</b>	10	-7
11	PASKHALIDI Alexandr	28	KAZ	F	4	2	2	<b>4</b>	2	+7
12	le GALLOUDEC Jonathon	22	GBR	D	4	1	3	<b>4</b>	0	+18
13	BRAYASSE Claude	94	FRA	F	4	2	1	<b>3</b>	2	-5
14	AKHMETOV Almas	29	KAZ	D	4	1	2	<b>3</b>	4	+13
14	CADONNA Franck	17	FRA	F	4	1	2	<b>3</b>	2	-1
16	ABDYGALIMOV Yerbolat	17	KAZ	D	4	1	1	<b>2</b>	4	+6
16	BONDARENKO Dmitriy	7	KAZ	D	4	1	1	<b>2</b>	4	+11
16	LINIER Roland	64	FRA	F	4	1	1	<b>2</b>	2	-9
16	SAUER Michael	11	AUT	F	4	1	1	<b>2</b>	0	-9
20	BATAILLE Pierre	80	FRA	D	4	0	2	<b>2</b>	4	-5
20	CAMPBELL Josh	23	GBR	F	4	0	2	<b>2</b>	0	+8
20	HUTCHCRAFT Jamie	27	GBR	D	4	0	2	<b>2</b>	2	+12
20	SABIROV Kairat	15	KAZ	F	4	0	2	<b>2</b>	0	+9
20	WLISZCZAK Dennis	6	AUT	F	4	0	2	<b>2</b>	0	-5
25	CZERNUSZKA-WATTS Dani	7	GBR	F	4	1	0	<b>1</b>	0	+8
25	SIX Mael	29	FRA	F	4	1	0	<b>1</b>	2	-5
27	MEAD Andrew James	2	GBR	D	3	0	1	<b>1</b>	2	+4
28	JOUENNE Yannick	90	FRA	D	4	0	1	<b>1</b>	2	-8
28	QUIRK Stacey	8	GBR	F	4	0	1	<b>1</b>	2	+9
28	REININGER Stefan	38	AUT	D	4	0	1	<b>1</b>	2	-8

**Legend:**

<b>+/-</b>	Plus/minus net	<b>A</b>	Assists	<b>D</b>	Defence
<b>F</b>	Forward	<b>G</b>	Goals	<b>GP</b>	Number of games played
<b>No.</b>	Jersey number	<b>PIM</b>	Penalties in minutes	<b>Pos.</b>	Position
<b>PTS</b>	Points				



**GOAL SCORING LEADERS**

As of SUN 11 DEC 2022

Including Game 10

(Ranked by highest G/ lowest GP)

Rank	Name	No.	Team	Pos.	GP	G	S	SG%	PPG	SHG	+/-
1	FARMER Gary	13	GBR	F	4	11	42	26.19	2	1	+19
2	CHRISTOPHER Tyler	9	GBR	F	4	8	24	33.33	1	0	+19
2	KARIPBAYEV Kuat	16	KAZ	F	4	8	17	47.06	1	0	+10
4	BEXULTAN Zhanibektarkhan	10	KAZ	D	4	6	17	35.29	1	1	+10
5	NICHOLSON Karl	6	GBR	F	4	5	13	38.46	0	1	+17
5	STEPHENS Nathan	88	GBR	F	4	5	19	26.32	0	0	+20
7	HABELER Kai	98	AUT	F	4	4	13	30.77	2	0	-4
7	TOKTARBAYEV Aidos	21	KAZ	F	4	4	19	21.05	0	1	+11
9	MIYANOV Maxat	27	KAZ	F	4	3	14	21.43	1	0	+7
9	ROPP Timo	12	AUT	F	4	3	6	50.00	0	1	-7
11	BRAYSSE Claude	94	FRA	F	4	2	3	66.67	0	0	-5
11	PASKHALIDI Alexandr	28	KAZ	F	4	2	5	40.00	0	1	+7
13	ABDYGALIMOV Yerbolat	17	KAZ	D	4	1	1	100.00	0	0	+6
13	AKHMETOV Almas	29	KAZ	D	4	1	5	20.00	0	0	+13
13	BONDARENKO Dmitriy	7	KAZ	D	4	1	4	25.00	0	0	+11
13	CADONNA Franck	17	FRA	F	4	1	3	33.33	1	0	-1
13	CZERNUSZKA-WATTS Dani	7	GBR	F	4	1	3	33.33	0	0	+8
13	le GALLOUDEC Jonathon	22	GBR	D	4	1	8	12.50	0	1	+18
13	LINIER Roland	64	FRA	F	4	1	1	100.00	0	0	-9
13	SAUER Michael	11	AUT	F	4	1	8	12.50	0	0	-9
13	SIX Mael	29	FRA	F	4	1	1	100.00	0	0	-5

Legend:	
<b>+/-</b> Plus/minus net	<b>D</b> Defence
<b>GP</b> Number of games played	<b>No.</b> Jersey number
<b>S</b> Shots	<b>SG%</b> Percentage of goals from total shots
	<b>F</b> Forward
	<b>Pos.</b> Position
	<b>SHG</b> Shorthanded goals
	<b>G</b> Goals
	<b>PPG</b> Power play goals



### ASSIST LEADERS

As of SUN 11 DEC 2022

Including Game 10

(Ranked by highest A/ lowest GP)

Rank	Name	No.	Team	Pos.	GP	A	+/-
1	NICHOLSON Karl	6	GBR	F	4	6	+17
1	STEPHENS Nathan	88	GBR	F	4	6	+20
3	BEXULTAN Zhanibektarkhan	10	KAZ	D	4	5	+10
3	CHRISTOPHER Tyler	9	GBR	F	4	5	+19
3	FARMER Gary	13	GBR	F	4	5	+19
6	le GALLOUDEC Jonathon	22	GBR	D	4	3	+18
7	AKHMETOV Almas	29	KAZ	D	4	2	+13
7	BATAILLE Pierre	80	FRA	D	4	2	-5
7	CADONNA Franck	17	FRA	F	4	2	-1
7	CAMPBELL Josh	23	GBR	F	4	2	+8
7	HABELER Kai	98	AUT	F	4	2	-4
7	HUTCHCRAFT Jamie	27	GBR	D	4	2	+12
7	KARIPBAYEV Kuat	16	KAZ	F	4	2	+10
7	MIYANOV Maxat	27	KAZ	F	4	2	+7
7	PASKHALIDI Alexandr	28	KAZ	F	4	2	+7
7	SABIROV Kairat	15	KAZ	F	4	2	+9
7	TOKTARBAYEV Aidos	21	KAZ	F	4	2	+11
7	WLISZCZAK Dennis	6	AUT	F	4	2	-5
19	MEAD Andrew James	2	GBR	D	3	1	+4
20	ABDYGALIMOV Yerbolat	17	KAZ	D	4	1	+6
20	BONDARENKO Dmitriy	7	KAZ	D	4	1	+11
20	BRAYSSE Claude	94	FRA	F	4	1	-5
20	JOUENNE Yannick	90	FRA	D	4	1	-8
20	LINIER Roland	64	FRA	F	4	1	-9
20	QUIRK Stacey	8	GBR	F	4	1	+9
20	REININGER Stefan	38	AUT	D	4	1	-8
20	ROPP Timo	12	AUT	F	4	1	-7
20	SAUER Michael	11	AUT	F	4	1	-9

**Legend:**

<b>+/-</b>	Plus/minus net	<b>A</b>	Assists	<b>D</b>	Defence	<b>F</b>	Forward
<b>GP</b>	Number of games played	<b>No.</b>	Jersey number	<b>Pos.</b>	Position		

**DEFENCEMEN SCORING LEADERS**

As of SUN 11 DEC 2022

Including Game 10

(Ranked by highest PTS / highest G / lowest GP)

Rank	Name	No.	Team	GP	G	A	PTS	PIM	+/-
1	BEXULTAN Zhanibektarkhan	10	KAZ	4	6	5	11	6	+10
2	le GALLOUDEC Jonathon	22	GBR	4	1	3	4	0	+18
3	AKHMETOV Almas	29	KAZ	4	1	2	3	4	+13
4	ABDYGALIMOV Yerbolat	17	KAZ	4	1	1	2	4	+6
4	BONDARENKO Dmitriy	7	KAZ	4	1	1	2	4	+11
6	BATAILLE Pierre	80	FRA	4	0	2	2	4	-5
6	HUTHCRAFT Jamie	27	GBR	4	0	2	2	2	+12
8	MEAD Andrew James	2	GBR	3	0	1	1	2	+4
9	JOUENNE Yannick	90	FRA	4	0	1	1	2	-8
9	REININGER Stefan	38	AUT	4	0	1	1	2	-8

**Legend:**

**+/-** Plus/minus net  
**GP** Number of games played  
**PTS** Points

**A** Assists  
**No.** Jersey number

**G** Goals  
**PIM** Penalties in minutes



**FACE-OFF LEADERS**

As of SUN 11 DEC 2022

Including Game 10

(Ranked by highest FO%)

Rank	Name	No.	Team	Pos.	GP	FO+	FO-	FO+/-	FO%
1	HABELER Kai	98	AUT	F	4	71	42	29	<b>62.83</b>
2	TOKTARBAYEV Aidos	21	KAZ	F	4	21	15	6	<b>58.33</b>
3	ROPP Timo	12	AUT	F	4	34	27	7	<b>55.74</b>
4	SIX Mael	29	FRA	F	4	33	30	3	<b>52.38</b>
5	PIERRE Francois	44	FRA	F	4	29	27	2	<b>51.79</b>
6	KARIPBAYEV Kuat	16	KAZ	F	4	21	23	-2	<b>47.73</b>
7	FARMER Gary	13	GBR	F	4	28	31	-3	<b>47.46</b>
8	BEXULTAN Zhanibektarkhan	10	KAZ	D	4	41	48	-7	<b>46.07</b>
9	NICHOLSON Karl	6	GBR	F	4	46	55	-9	<b>45.54</b>
10	SUWANNATRAI Katikorn	1	THA	F	2	20	24	-4	<b>45.45</b>
11	SAE-LU Arbe	32	THA	F	4	37	45	-8	<b>45.12</b>
12	MAHALAT Nannatee	15	THA	F	4	15	20	-5	<b>42.86</b>
13	LETROU Jeremy	15	FRA	F	4	7	10	-3	<b>41.18</b>
14	SRIWANKHAM Somprasong	18	THA	F	4	5	12	-7	<b>29.41</b>

**Note:**

Average of four face-offs per game played required for ranking.

**Legend:**

<b>D</b>	Defence	<b>F</b>	Forward	<b>FO+</b>	Face-offs won
<b>FO-</b>	Face-offs lost	<b>FO+/-</b>	Face-offs net	<b>FO%</b>	Face-offs won as percentage
<b>GP</b>	Number of games played	<b>No.</b>	Jersey number	<b>Pos.</b>	Position

**PLUS-MINUS LEADERS**

As of SUN 11 DEC 2022

Including Game 10

(Ranked by highest +/- / highest + /lowest GP)

Rank	Name	No.	Team	Pos.	GP	+	-	+/-
1	STEPHENS Nathan	88	GBR	F	4	20	0	<b>+20</b>
2	CHRISTOPHER Tyler	9	GBR	F	4	19	0	<b>+19</b>
2	FARMER Gary	13	GBR	F	4	19	0	<b>+19</b>
4	le GALLOUDEC Jonathon	22	GBR	D	4	18	0	<b>+18</b>
5	NICHOLSON Karl	6	GBR	F	4	17	0	<b>+17</b>
6	AKHMETOV Almas	29	KAZ	D	4	15	2	<b>+13</b>
7	HUTCHCRAFT Jamie	27	GBR	D	4	12	0	<b>+12</b>
8	BONDARENKO Dmitriy	7	KAZ	D	4	15	4	<b>+11</b>
8	TOKTARBAYEV Aidos	21	KAZ	F	4	15	4	<b>+11</b>
10	KARIPBAYEV Kuat	16	KAZ	F	4	15	5	<b>+10</b>
11	BEXULTAN Zhanibektarkhan	10	KAZ	D	4	14	4	<b>+10</b>
12	QUIRK Stacey	8	GBR	F	4	9	0	<b>+9</b>
12	SABIROV Kairat	15	KAZ	F	4	9	0	<b>+9</b>
14	CAMPBELL Josh	23	GBR	F	4	8	0	<b>+8</b>
14	CZERNUSZKA-WATTS Dani	7	GBR	F	4	8	0	<b>+8</b>
16	MIYANOV Maxat	27	KAZ	F	4	10	3	<b>+7</b>
16	PASKHALIDI Alexandr	28	KAZ	F	4	10	3	<b>+7</b>
18	ABDYGALIMOV Yerbolat	17	KAZ	D	4	6	0	<b>+6</b>
19	MEAD Andrew James	2	GBR	D	3	4	0	<b>+4</b>
20	EMMERSON Leanne	21	GBR	D	4	3	0	<b>+3</b>
20	ZHANSEITOV Daulet	5	KAZ	D	4	3	0	<b>+3</b>
22	CADONNA Franck	17	FRA	F	4	2	3	<b>-1</b>
23	MOSSBAUER Lukas	5	AUT	F	4	1	4	<b>-3</b>
24	HABELER Kai	98	AUT	F	4	6	10	<b>-4</b>
25	EBERDORFER Stefan	8	AUT	D	4	2	6	<b>-4</b>
26	BRAYSSSE Claude	94	FRA	F	4	4	9	<b>-5</b>
27	BATAILLE Pierre	80	FRA	D	4	3	8	<b>-5</b>
27	LEPESANT Vincent	27	FRA	D	4	3	8	<b>-5</b>
27	WLISZCZAK Dennis	6	AUT	F	4	3	8	<b>-5</b>
30	JUNG Raphael	77	AUT	F	4	2	7	<b>-5</b>

**Legend:**

<b>+</b> Positive participation	<b>+/-</b> Plus/minus net	<b>-</b> Negative participation	<b>D</b> Defence
<b>F</b> Forward	<b>GP</b> Number of games played	<b>No.</b> Jersey number	<b>Pos.</b> Position



**MOST PENALISED PLAYERS**

As of SUN 11 DEC 2022

Including Game 10

(Ranked by highest PIM / lowest GP)

Rank	Name	No.	Team	Pos.	GP	PIM	2	5	10	GM	MP	PAVG
1	FARMER Gary	13	GBR	F	4	<b>31</b>	3	1	0	1	0	7:45
2	HABELER Kai	98	AUT	F	4	<b>18</b>	9	0	0	0	0	4:30
3	RINTHONG Pongsakorn	33	THA	D	4	<b>14</b>	2	0	1	0	0	3:30
4	EBERDORFER Stefan	8	AUT	D	4	<b>10</b>	5	0	0	0	0	2:30
4	ROPP Timo	12	AUT	F	4	<b>10</b>	5	0	0	0	0	2:30
6	JUNG Raphael	77	AUT	F	4	<b>8</b>	4	0	0	0	0	2:00
6	KARIPBAYEV Kuat	16	KAZ	F	4	<b>8</b>	4	0	0	0	0	2:00
6	SAE-LU Arbe	32	THA	F	4	<b>8</b>	4	0	0	0	0	2:00
9	BEXULTAN Zhanibektarkhan	10	KAZ	D	4	<b>6</b>	3	0	0	0	0	1:30
9	PIERRE Francois	44	FRA	F	4	<b>6</b>	3	0	0	0	0	1:30
11	ABDYGALIMOV Yerbolat	17	KAZ	D	4	<b>4</b>	2	0	0	0	0	1:00
11	AKHMETOV Almas	29	KAZ	D	4	<b>4</b>	2	0	0	0	0	1:00
11	BATAILLE Pierre	80	FRA	D	4	<b>4</b>	2	0	0	0	0	1:00
11	BONDARENKO Dmitriy	7	KAZ	D	4	<b>4</b>	2	0	0	0	0	1:00
11	LIARD Adrien	13	FRA	F	4	<b>4</b>	2	0	0	0	0	1:00
11	MAHALAT Nannatee	15	THA	F	4	<b>4</b>	2	0	0	0	0	1:00
11	TOKTARBAYEV Aidos	21	KAZ	F	4	<b>4</b>	2	0	0	0	0	1:00
18	SUWANNATRAI Katikorn	1	THA	F	2	<b>2</b>	1	0	0	0	0	1:00
19	MEAD Andrew James	2	GBR	D	3	<b>2</b>	1	0	0	0	0	0:40
20	BAOARSA Somsaksri	8	THA	D	4	<b>2</b>	1	0	0	0	0	0:30
20	BRAYSSE Claude	94	FRA	F	4	<b>2</b>	1	0	0	0	0	0:30
20	CADONNA Franck	17	FRA	F	4	<b>2</b>	1	0	0	0	0	0:30
20	CHAMNANRAT Apinan	9	THA	D	4	<b>2</b>	1	0	0	0	0	0:30
20	CHRISTOPHER Tyler	9	GBR	F	4	<b>2</b>	1	0	0	0	0	0:30
20	GOMOL Suphachai	23	THA	F	4	<b>2</b>	1	0	0	0	0	0:30
20	HUTCHCRAFT Jamie	27	GBR	D	4	<b>2</b>	1	0	0	0	0	0:30
20	JOUENNE Yannick	90	FRA	D	4	<b>2</b>	1	0	0	0	0	0:30
20	LAIBACHER Alfred	80	AUT	D	4	<b>2</b>	1	0	0	0	0	0:30
20	LEPLUMEY Jean Paul	57	FRA	D	4	<b>2</b>	1	0	0	0	0	0:30
20	LINIER Roland	64	FRA	F	4	<b>2</b>	1	0	0	0	0	0:30
20	PASKHALIDI Alexandr	28	KAZ	F	4	<b>2</b>	1	0	0	0	0	0:30
20	QUIRK Stacey	8	GBR	F	4	<b>2</b>	1	0	0	0	0	0:30
20	REININGER Stefan	38	AUT	D	4	<b>2</b>	1	0	0	0	0	0:30
20	SIX Mael	29	FRA	F	4	<b>2</b>	1	0	0	0	0	0:30

Legend:			
<b>2</b>	Two (2) minute penalties	<b>5</b>	Five (5) minute penalties
<b>D</b>	Defence	<b>F</b>	Forward
<b>GP</b>	Games played	<b>MP</b>	Match penalties
<b>PAVG</b>	PIM (average) per game	<b>PIM</b>	Penalties in minutes
		<b>10</b>	Ten (10) minute penalties
		<b>GM</b>	Game misconducts
		<b>No.</b>	Jersey number
		<b>Pos.</b>	Position

**BEST PLAYERS SELECTED BY THE DIRECTORATE**

As of SUN 11 DEC 2022 at 20:14 GMT+7

Award	Number	Name	Team
Best Goalkeeper	31	BLAVETTE Laurent	FRA - France
Best Defenceman	27	HUTCHCRAFT Jamie	GBR - Great Britain
Best Forward	12	ROPP Timo	AUT - Austria

**BEST PLAYER OF THE GAME SELECTED BY THE TEAM**

As of SUN 11 DEC 2022

Game No.	Home	Guest	Best Players	Best Players
1	AUT	FRA	AUT: 98. HABELER Kai	FRA: 80. BATAILLE Pierre
2	GBR	THA	GBR: 88. STEPHENS Nathan	THA: 79. PHANOOT Bunchauy
3	FRA	GBR	FRA: 31. BLAVETTE Laurent	GBR: 27. HUTCHCRAFT Jamie
4	THA	KAZ	THA: 18. SRIWANKHAM Somprasong	KAZ: 16. KARIPBAYEV Kuat
5	KAZ	FRA	KAZ: 16. KARIPBAYEV Kuat	FRA: 64. LINIER Roland
6	GBR	AUT	GBR: 22. le GALLOUDEC Jonathon	AUT: 12. ROPP Timo
7	AUT	KAZ	AUT: 1. OSSIMITZ Michael	KAZ: 7. BONDARENKO Dmitriy
8	FRA	THA	FRA: 29. SIX Mael	THA: 9. CHAMNANRAT Apinan
9	KAZ	GBR	KAZ: 1. MUKATOV Beimbet	GBR: 6. NICHOLSON Karl
10	THA	AUT	THA: 8. BAOARSA Somsaksri	AUT: 12. ROPP Timo

**FINAL STANDING**

As of SUN 11 DEC 2022

**Standings****Round Robin**

Rank	Team	GP	W	OTW	OTL	L	PTS	GDF	GF : GA
1	GBR	4	4	0	0	0	12	+31	31 : 0
2	KAZ	4	3	0	0	1	9	+18	26 : 8
3	FRA	4	2	0	0	2	6	-13	5 : 18
4	AUT	4	1	0	0	3	3	-11	8 : 19
5	THA	4	0	0	0	4	0	-25	0 : 25

**Note:**

Rank within each group is based on points. For tie-break rules see 'Competition Format and Rules'.

**Legend:**

<b>GA</b>	Goals against	<b>GDF</b>	Goal difference	<b>GF</b>	Goals for	<b>GP</b>	Games played
<b>L</b>	Losses	<b>OTL</b>	Overtime loss	<b>OTW</b>	Overtime win	<b>PTS</b>	Points
<b>W</b>	Wins						