

**Competition Schedule**

As of THU 16 SEP 2021

Date	Start Time	Game	Location
FRI 17 SEP	10:00	Round Robin, Game 1 POL vs CHN	Ostersund Arena
	13:30	Round Robin, Game 2 GER vs JPN	Ostersund Arena
	17:00	Round Robin, Game 3 FIN vs SWE	Ostersund Arena
SAT 18 SEP	10:00	Round Robin, Game 4 JPN vs POL	Ostersund Arena
	13:30	Round Robin, Game 5 CHN vs FIN	Ostersund Arena
	17:00	Round Robin, Game 6 SWE vs GER	Ostersund Arena
SUN 19 SEP	10:00	Round Robin, Game 7 JPN vs CHN	Ostersund Arena
	13:30	Round Robin, Game 8 FIN vs GER	Ostersund Arena
	17:00	Round Robin, Game 9 SWE vs POL	Ostersund Arena
TUE 21 SEP	10:00	Round Robin, Game 10 GER vs POL	Ostersund Arena
	13:30	Round Robin, Game 11 JPN vs FIN	Ostersund Arena
	17:00	Round Robin, Game 12 CHN vs SWE	Ostersund Arena
WED 22 SEP	10:00	Round Robin, Game 13 POL vs FIN	Ostersund Arena
	13:30	Round Robin, Game 14 CHN vs GER	Ostersund Arena
	17:00	Round Robin, Game 15 SWE vs JPN	Ostersund Arena



## Tournament Progress

As of WED 22 SEP 2021

Rank	Team	GP	W	OTW	OTL	L	GDF	GF:GA	PTS
1	CHN	5	5	0	0	0	+59	61 : 2	15
2	GER	5	4	0	0	1	+27	39 : 12	12
3	SWE	5	2	1	0	2	+5	15 : 10	8
4	JPN	5	2	0	1	2	-5	19 : 24	7
5	FIN	5	1	0	0	4	-37	3 : 40	3
6	POL	5	0	0	0	5	-49	1 : 50	0

Game	Group	Date	Time	Teams	Results	1	2	3	OT	PSS	Venue
1		FRI 17 SEP	10:00 GMT+2	POL - CHN	0 - 18	0 - 6	0 - 6	0 - 6			Ostersund Arena
2		FRI 17 SEP	13:30 GMT+2	GER - JPN	7 - 0	3 - 0	1 - 0	3 - 0			Ostersund Arena
3		FRI 17 SEP	17:00 GMT+2	FIN - SWE	0 - 6	0 - 2	0 - 2	0 - 2			Ostersund Arena
4		SAT 18 SEP	10:00 GMT+2	JPN - POL	10 - 0	2 - 0	1 - 0	7 - 0			Ostersund Arena
5		SAT 18 SEP	13:30 GMT+2	CHN - FIN	12 - 0	9 - 0	2 - 0	1 - 0			Ostersund Arena
6		SAT 18 SEP	17:00 GMT+2	SWE - GER	1 - 3	0 - 0	1 - 3	0 - 0			Ostersund Arena
7		SUN 19 SEP	10:00 GMT+2	JPN - CHN	0 - 15	0 - 7	0 - 4	0 - 4			Ostersund Arena
8		SUN 19 SEP	13:30 GMT+2	FIN - GER	1 - 13	0 - 4	0 - 6	1 - 3			Ostersund Arena
9		SUN 19 SEP	17:00 GMT+2	SWE - POL	6 - 0	3 - 0	2 - 0	1 - 0			Ostersund Arena
10		TUE 21 SEP	10:00 GMT+2	GER - POL	14 - 0	6 - 0	3 - 0	5 - 0			Ostersund Arena
11		TUE 21 SEP	13:30 GMT+2	JPN - FIN	8 - 0	2 - 0	3 - 0	3 - 0			Ostersund Arena
12		TUE 21 SEP	17:00 GMT+2	CHN - SWE	6 - 0	1 - 0	3 - 0	2 - 0			Ostersund Arena
13		WED 22 SEP	10:00 GMT+2	POL - FIN	1 - 2	0 - 1	0 - 1	1 - 0			Ostersund Arena
14		WED 22 SEP	13:30 GMT+2	CHN - GER	10 - 2	7 - 1	1 - 0	2 - 1			Ostersund Arena
15		WED 22 SEP	17:00 GMT+2	SWE - JPN	2 - 1	0 - 0	0 - 1	1 - 0	0 - 0	1 - 0	Ostersund Arena

### Note:

Rank within each group is based on points. For tie-break rules see 'Competition Format and Rules'.

### Legend:

<b>1</b> 1st period	<b>2</b> 2nd period	<b>3</b> 3rd period	<b>GA</b> Goals against	<b>GDF</b> Goal difference
<b>GF</b> Goals for	<b>GP</b> Games played	<b>PSS</b> Penalty shot shootout	<b>L</b> Losses	<b>OT</b> Overtime
<b>OTL</b> Overtime loss	<b>OTW</b> Overtime win	<b>PTS</b> Points	<b>W</b> Wins	

**Competition Officials**

As of THU 16 SEP 2021

Function	No. Name	NOC
<b>On-Ice Officials</b>		
Referee	DANIELSEN Kenneth	NOR - Norway
	GRUMSEN Jacob	DEN - Denmark
	WEBINGER Kevin	CAN - Canada
	YAMAGUCHI Sotaro	JPN - Japan
Linesman	BEELEN Louis	NED - Netherlands
	FAZEKAS Tibor	SRB - Serbia
	LEGA Simone	ITA - Italy
	NIITTYLA Lari	FIN - Finland
	NILSSON Andreas	SWE - Sweden
	RUNDSTROM Tony	SWE - Sweden
	SORAPERRA Simone	ITA - Italy
	VANEK Jan	CZE - Czech Republic
<b>Off-Ice Officials</b>		
Tournament Chairman	ANDERSSON Peter	SWE - Sweden
Referee Supervisor	ROETHLISBERGER Brad	USA - USA
Result Manager	RISSANEN Heli	FIN - Finland

**Note:**

Officials data may be updated until start of competition

**Game Officials Assignment**

As of WED 22 SEP 2021

G	Teams	Venue	Date Time	On-ice Officials	Supervisors	Others
1	POL - CHN Colour: (white) (red) Bench: (right) (left)	OST	FRI 17 SEP 10:00	Ref YAMAGUCHI S (JPN) SBR GRUMSEN J (DEN) LM NILSSON A (SWE) LM SORAPERRA S (ITA)	GS KASPERI A (SWE) RS ROETHLISBERGER B (USA)	SK RISSANEN H (FIN) TK EKLUND M (SWE)
2	GER - JPN Colour: (black) (white) Bench: (left) (right)	OST	FRI 17 SEP 13:30	Ref DANIELSEN K (NOR) SBR GRUMSEN J (DEN) LM BEELEN L (NED) LM LEGA S (ITA)	GS ROVIO T (FIN) RS ROETHLISBERGER B (USA)	SK RISSANEN H (FIN) TK EKLUND M (SWE)
3	FIN - SWE Colour: (white) (blue) Bench: (left) (right)	OST	FRI 17 SEP 17:00	Ref WEBINGER K (CAN) SBR GRUMSEN J (DEN) LM FAZEKAS T (SRB) LM VANEK J (CZE)	GS HELBER C (GER) RS ROETHLISBERGER B (USA)	SK RISSANEN H (FIN) TK ALTEBY E (SWE)
4	JPN - POL Colour: (black) (white) Bench: (right) (left)	OST	SAT 18 SEP 10:00	Ref GRUMSEN J (DEN) SBR WEBINGER K (CAN) LM NIITYLA L (FIN) LM VANEK J (CZE)	GS TANG N (CHN) RS ROETHLISBERGER B (USA)	SK RISSANEN H (FIN) TK ALTEBY E (SWE)
5	CHN - FIN Colour: (red) (white) Bench: (right) (left)	OST	SAT 18 SEP 13:30	Ref DANIELSEN K (NOR) SBR WEBINGER K (CAN) LM NILSSON A (SWE) LM RUNDSTROM T (SWE)	GS WOZNY T (POL) RS ROETHLISBERGER B (USA)	SK RISSANEN H (FIN) TK ALTEBY E (SWE)
6	SWE - GER Colour: (yellow) (black) Bench: (left) (right)	OST	SAT 18 SEP 17:00	Ref YAMAGUCHI S (JPN) SBR WEBINGER K (CAN) LM LEGA S (ITA) LM SORAPERRA S (ITA)	GS NISHIMURA H (JPN) RS ROETHLISBERGER B (USA)	SK RISSANEN H (FIN) TK ALTEBY E (SWE)
7	JPN - CHN Colour: (black) (yellow) Bench: (right) (left)	OST	SUN 19 SEP 10:00	Ref WEBINGER K (CAN) SBR DANIELSEN K (NOR) LM NIITYLA L (FIN) LM VANEK J (CZE)	GS ANTONS J (GER) RS ROETHLISBERGER B (USA)	SK RISSANEN H (FIN) TK ALTEBY E (SWE)
8	FIN - GER Colour: (blue) (white) Bench: (left) (right)	OST	SUN 19 SEP 13:30	Ref GRUMSEN J (DEN) SBR DANIELSEN K (NOR) LM LEGA S (ITA) LM RUNDSTROM T (SWE)	GS KASPERI A (SWE) RS ROETHLISBERGER B (USA)	SK RISSANEN H (FIN) TK ALTEBY E (SWE)
9	SWE - POL Colour: (yellow) (red) Bench: (right) (left)	OST	SUN 19 SEP 17:00	Ref YAMAGUCHI S (JPN) SBR DANIELSEN K (NOR) LM BEELEN L (NED) LM FAZEKAS T (SRB)	GS ANDERSSON P (SWE) RS ROETHLISBERGER B (USA)	SK RISSANEN H (FIN) TK ANDERSSON P (SWE)



# Ice Hockey

## Mixed



G	Teams	Venue	Date Time	On-ice Officials	Supervisors	Others
10	GER - POL Colour: (black) (white) Bench: (right) (left)	OST	TUE 21 SEP 10:00	Ref WEBINGER K (CAN) SBR YAMAGUCHI S (JPN) LM FAZEKAS T (SRB) LM RUNDSTROM T (SWE)	GS ROVIO T (FIN) RS ROETHLISBERGER B (USA)	SK RISSANEN H (FIN) TK ANDERSSON KA (SWE)
11	JPN - FIN Colour: (black) (white) Bench: (right) (left)	OST	TUE 21 SEP 13:30	Ref DANIELSEN K (NOR) SBR YAMAGUCHI S (JPN) LM BEELEN L (NED) LM SORAPERRA S (ITA)	GS KASPERI A (SWE) RS ROETHLISBERGER B (USA)	SK RISSANEN H (FIN) TK BLIX F (SWE)
12	CHN - SWE Colour: (red) (yellow) Bench: (left) (right)	OST	TUE 21 SEP 17:00	Ref GRUMSEN J (DEN) SBR YAMAGUCHI S (JPN) LM NIITTYLA L (FIN) LM VANEK J (CZE)	GS HELBER C (GER) RS ROETHLISBERGER B (USA)	SK RISSANEN H (FIN) TK ANDERSSON KA (SWE)
13	POL - FIN Colour: (red) (white) Bench: (right) (left)	OST	WED 22 SEP 10:00	Ref YAMAGUCHI S (JPN) SBR GRUMSEN J (DEN) LM RUNDSTROM T (SWE) LM SORAPERRA S (ITA)	GS TANG N (CHN) RS ROETHLISBERGER B (USA)	SK RISSANEN H (FIN) TK ANDERSSON KA (SWE)
14	CHN - GER Colour: (red) (white) Bench: (left) (right)	OST	WED 22 SEP 13:30	Ref WEBINGER K (CAN) SBR GRUMSEN J (DEN) LM BEELEN L (NED) LM FAZEKAS T (SRB)	GS NISHIMURA H (JPN) RS ROETHLISBERGER B (USA)	SK RISSANEN H (FIN) TK BLIX F (SWE)
15	SWE - JPN Colour: (yellow) (black) Bench: (left) (right)	OST	WED 22 SEP 17:00	Ref DANIELSEN K (NOR) SBR GRUMSEN J (DEN) LM LEGA S (ITA) LM VANEK J (CZE)	GS ROVIO T (FIN) RS ROETHLISBERGER B (USA)	SK RISSANEN H (FIN) TK BLIX F (SWE)

<b>Legend:</b>							
<b>G</b>	Game number	<b>GS</b>	Game supervisor	<b>LM</b>	Linesman	<b>OST</b>	Ostersund Arena
<b>Ref</b>	Referee	<b>RS</b>	Referee supervisor	<b>SBR</b>	Standby referee	<b>SK</b>	Scorekeeper
<b>TK</b>	Timekeeper						

**Team Roster****REVISED**  
19 SEP 7:17

As of SUN 19 SEP 2021

Initial Registration 16 SEP 2021

**CHN - China**

No.	Name	Pos.	Gender	Date of Birth	Club	Registration*
1	WANG Wei	GK	M	21 SEP 1994	NPC China, (CHN)	
5	BAI Xue Song	D	M	10 JUN 1992	NPC China, (CHN)	
7	XU Jin Qiang	D	M	6 MAR 1990	NPC China, (CHN)	
8	WANG Zhi Dong	F	M	15 JUL 2000	NPC China, (CHN)	
10	LI Zhen Yang	D	M	8 OCT 1991	NPC China, (CHN)	
11	YU Jing	F	W	22 SEP 1983	NPC China, (CHN)	
12	CHE Hang	F	M	25 DEC 1997	NPC China, (CHN)	
15	SONG Xiao Dong	F	M	1 NOV 1997	NPC China, (CHN)	
17	SHEN Yi Feng	F	M	22 APR 1998	NPC China, (CHN)	
18	WANG Ju Jiang	F	M	15 JUL 1996	NPC China, (CHN)	
19	ZHANG Zheng	F	M	28 JUL 1998	NPC China, (CHN)	
20	JI Yan Zhao	GK	M	29 SEP 1990	NPC China, (CHN)	
22	HU Guang Jian	D	M	27 JAN 1997	NPC China, (CHN)	
23	CUI Yu Tao	F	M	16 SEP 1985	NPC China, (CHN)	
24	ZHU Zhan Fu	D	M	19 DEC 1999	NPC China, (CHN)	
28	TIAN Jin Tao	F	M	9 OCT 2002	NPC China, (CHN)	
30	QIU Dian Peng	F	M	17 DEC 2002	NPC China, (CHN)	
32	LI Hong Guan	F	M	1 FEB 2001	NPC China, (CHN)	

Average Age: 26

**Total:** 16 players and 2 goalkeepers**Team Officials:**

Function	Name	Citizenship	Date of Birth
<b>Team Head Coach:</b>	SHARSHUKOV Nikolay	CHN	13 AUG 1960
<b>Team Assistant Coach:</b>	SU Xiangchong	CHN	8 JUL 1995
<b>Team Assistant Coach:</b>	YIN Jiwu	CHN	6 OCT 1957
<b>Team Equipment Manager:</b>	CHE Yubin	CHN	27 DEC 1995
<b>Team Doctor:</b>	MA Yingchun	CHN	6 FEB 1969
<b>Team Staff:</b>	XUE Xin	CHN	18 APR 1989

**Note:**

\* Registration date of single players is only shown when different from Initial Registration date

**Legend:**

<b>D</b> Defence	<b>F</b> Forward	<b>GK</b> Goalkeeper	<b>M</b> Male
<b>No.</b> Jersey number	<b>Pos.</b> Position		

Revised to change #5 BAI Xue Song position from Forward to Defence

**Team Roster**

As of THU 16 SEP 2021

Initial Registration 16 SEP 2021

**FIN - Finland**

No.	Name	Pos.	Gender	Date of Birth	Club	Registration *
5	HEIKKILA Pasi	GK	M	21 MAY 1974	Turun Palloseura, (FIN)	
6	VESIKANSA Markku	F	M	6 JUN 1986	Kiekko-Nikkarit, (FIN)	
8	ROPONEN Jani	D	M	14 FEB 1980	Kiekko-Nikkarit, (FIN)	
12	PAKARINEN Lasse	D	M	7 DEC 1974	Kiekko-Nikkarit, (FIN)	
13	HIRVELA Markku	F	M	1 DEC 1966	Kiekko-Nikkarit, (FIN)	
15	KURKI Leevi	D	M	10 NOV 2003	Sisu paraicehockey, (FIN)	
17	KANGASTIE Harri	F	M	1 JUN 1984	Kiekko-Nikkarit, (FIN)	
25	HIMANEN Juhamatti	D	M	16 FEB 1985	Kiekko-Nikkarit, (FIN)	
26	ROVIO Eemi	F	M	17 JUL 2002	Sisu paraicehockey, (FIN)	
35	KARKO Timo	GK	M	28 SEP 1982	Kiekko-Nikkarit, (FIN)	
36	LEHTO Markus	F	M	10 NOV 1979	Kiimingin Kiekkopoijat, (FIN)	
97	SILEN Niko	F	M	15 OCT 1997	Turun Palloseura, (FIN)	

Average Age: 36

**Total:** 10 players and 2 goalkeepers**Team Officials:**

Function	Name	Citizenship	Date of Birth
<b>Team Head Coach:</b>	HARKALA Jari	FIN	29 JAN 1962
<b>Team Assistant Coach:</b>	KURKI Teemu	FIN	6 APR 1971
<b>Team General Manager:</b>	ROVIO Tomi	FIN	17 JUL 1975
<b>Team Equipment Manager:</b>	MARKKANEN Mika	FIN	19 FEB 1966

**Note:**

\* Registration date of single players is only shown when different from Initial Registration date

**Legend:**

<b>D</b> Defence	<b>F</b> Forward	<b>GK</b> Goalkeeper	<b>M</b> Male
<b>No.</b> Jersey number	<b>Pos.</b> Position		

**Team Roster****REVISED**  
17 SEP 10:16

As of FRI 17 SEP 2021

Initial Registration 16 SEP 2021

**GER - Germany**

No.	Name	Pos.	Gender	Date of Birth	Club	Registration *
3	DISVELD Bas	F	M	1 MAR 1976	Weserstars Bremen, (GER)	
6	RAEDLER Hugo	D	M	7 DEC 1978	ESV Dachau Woodpeckers, (GER)	
8	RENNHACK Frank	F	M	12 OCT 1989	Weserstars Bremen, (GER)	
11	WOLFF Jacob	F	M	19 JAN 1978	Weserstars Bremen, (GER)	
22	MUEHLHANS Veit	GK	M	10 OCT 1996	ESV Dachau Woodpeckers, (GER)	
33	KUHLI-LAUENSTEIN Ingo	F	M	20 MAY 1992	Wiehl Penguins, (GER)	
43	HERING Bernhard	F	M	20 FEB 1992	Dresdner Eislowen, (GER)	
44	BRELAGE Jan Malte	F	M	30 SEP 1998	ERC Hannover, (GER)	
47	KUNST Simon	GK	M	3 AUG 1986	ERC Hannover, (GER)	
52	PABST Robert	D	M	26 MAR 1975	Dresdner Eislowen, (GER)	
69	SKLORZ Lucas	D	M	22 OCT 1995	Wiehl Penguins, (GER)	
77	WEDDE Joerg	F	M	18 AUG 1965	Ice Lions Langenhagen, (GER)	
83	PILZ Christian	D	M	21 MAY 1983	Dresdner Eislowen, (GER)	
97	SCHRADER Felix	F	M	1 MAR 1997	ERC Hannover, (GER)	

Average Age: 35

**Total:** 12 players and 2 goalkeepers**Team Officials:**

Function	Name	Citizenship	Date of Birth
<b>Team Head Coach:</b>	POKORNY Andreas	GER	18 JUN 1968
<b>Team Assistant Coach:</b>	GURSINKSY Michael	GER	12 SEP 1968
<b>Team Doctor:</b>	KABA Senoussi	GER	31 MAR 1975
<b>Team Physiotherapist:</b>	NOURIVAZIRI Mehdi	GER	16 SEP 1980
<b>Team Staff:</b>	POKORNY Luca	GER	10 DEC 1998
<b>Team Staff:</b>	BENTZEN Diana	GER	21 JUN 1977

**Note:**

\* Registration date of single players is only shown when different from Initial Registration date

**Legend:**

<b>D</b> Defence	<b>F</b> Forward	<b>GK</b> Goalkeeper	<b>M</b> Male
<b>No.</b> Jersey number	<b>Pos.</b> Position		

Revised to change #22 MUEHLHANS position from Forward to GK



**Team Roster**

As of THU 16 SEP 2021

Initial Registration 16 SEP 2021

**JPN - Japan**

No.	Name	Pos.	Gender	Date of Birth	Club	Registration *
1	KANEKO Mikio	F	M	30 JAN 1976	Tokyo Ice Burns, (JPN)	
5	NIITSU Kazuyoshi	F	M	25 SEP 1987	Nagano Thunderbirds, (JPN)	
8	ISHIKAWA Yudai	F	M	24 FEB 1998	Tokyo Ice Burns, (JPN)	
11	HAMAMOTO Masaya	F	M	11 NOV 1992	Rospada Kansai, (JPN)	
13	YOSHIKAWA Mamoru	F	M	18 FEB 1970	Nagano Thunderbirds, (JPN)	
16	SHIBA Taimei	F	M	22 OCT 1971	Tokyo Ice Burns, (JPN)	
24	SUDO Satoru	D	M	23 OCT 1970	Hokkaido Bears, (JPN)	
25	MISAWA Eiji	D	M	22 FEB 1973	Hokkaido Bears, (JPN)	
39	NAGASE Mitsuru	GK	M	23 JAN 1976	Hokkaido Bears, (JPN)	
40	SHIOYA Yoshihiro	F	M	19 JAN 1989	Nagano Thunderbirds, (JPN)	
41	ODAJIMA Osamu	GK	M	11 JUL 1984	Rospada Kansai, (JPN)	
46	MASAHASHI Yukio	F	M	14 JUN 1992	Tokyo Ice Burns, (JPN)	
58	NAKAMURA Shunsuke	F	M	12 MAR 1986	Tokai Ice Arcs, (JPN)	
70	KODAMA Nao	F	M	27 DEC 1986	Tokyo Ice Burns, (JPN)	
72	NASU Norihiko	D	M	23 AUG 1979	Tokai Ice Arcs, (JPN)	
96	KUMAGAI Masaharu	D	M	6 FEB 1975	Nagano Thunderbirds, (JPN)	

Average Age: 39

**Total:** 14 players and 2 goalkeepers**Team Officials:**

Function	Name	Citizenship	Date of Birth
<b>Team Head Coach:</b>	NOBUTA Kenji	JPN	14 DEC 1960
<b>Team Assistant Coach:</b>	MACHII Kiyoshi	JPN	14 AUG 1962
<b>Team Leader:</b>	NISHINO Kohei	JPN	7 JUN 1989
<b>Team Equipment Manager:</b>	HASHIMOTO Tetsuji	JPN	2 OCT 1966
<b>Team Physiotherapist:</b>	AKAHANE Katsushi	JPN	8 DEC 1965
<b>Team Physiotherapist:</b>	NAKAZAWA Takuro	JPN	16 JUL 1994

**Note:**

\* Registration date of single players is only shown when different from Initial Registration date

**Legend:**

<b>D</b> Defence	<b>F</b> Forward	<b>GK</b> Goalkeeper	<b>M</b> Male
<b>No.</b> Jersey number	<b>Pos.</b> Position		

**Team Roster**

As of FRI 17 SEP 2021

Initial Registration 16 SEP 2021

**POL - Poland**

No.	Name	Pos.	Gender	Date of Birth	Club	Registration *
4	FLIS Sylwester	D	M	20 JUN 1974	IKS Atak Elblag, (POL)	
10	KARTOSZ Sebastian	D	M	30 JUN 1973	IKS Atak Elblag, (POL)	
16	DRAPALA Radoslaw	D	M	10 MAR 1994	IKS Atak Elblag, (POL)	
18	HAK Szymon	F	M	3 APR 2003	IKS Atak Elblag, (POL)	
20	SEKULSKI Krzysztof	GK	M	31 AUG 1981	IKS Atak Elblag, (POL)	
21	ZGORZYNSKI Kamil	GK	M	2 JUN 1987	IKS Atak Elblag, (POL)	
28	ZIELINSKI Mariusz	F	M	2 SEP 1978	IKS Atak Elblag, (POL)	
68	MURAWSKI Mateusz	F	M	27 APR 2001	IKS Atak Elblag, (POL)	
77	CIULA Lukasz	F	M	21 JUL 1981	IKS Atak Elblag, (POL)	
87	HEBDA Marcin	F	M	3 MAY 1981	IKS Atak Elblag, (POL)	

Average Age: 35

**Total:** 8 players and 2 goalkeepers**Team Officials:**

Function	Name	Citizenship	Date of Birth
<b>Team General Manager:</b>	WOZNY Tomasz	POL	9 APR 1972
<b>Team Equipment Manager:</b>	HAK Leszek	POL	6 AUG 1973
<b>Team Equipment Manager:</b>	SZARWARK Jan	POL	11 DEC 1958
<b>Team Physiotherapist:</b>	SZULFER Malgorzata	POL	6 JAN 1964
<b>Team Staff:</b>	MLYNARCZYK Andrzej	POL	24 AUG 1958

**Note:**

\* Registration date of single players is only shown when different from Initial Registration date

**Legend:**

<b>D</b> Defence	<b>F</b> Forward	<b>GK</b> Goalkeeper	<b>M</b> Male
<b>No.</b> Jersey number	<b>Pos.</b> Position		

**Team Roster**

As of THU 16 SEP 2021

Initial Registration 16 SEP 2021

**SWE - Sweden**

No.	Name	Pos.	Gender	Date of Birth	Club	Registration *
3	INGVARSSON Niklas	D	M	3 JUN 1978	FIFH, (SWE)	
5	NILSSON Ulf	GK	M	22 MAY 1964	FIFH, (SWE)	
6	NILSSON Peter	D	M	18 AUG 1993	Linden HC, (SWE)	
10	MENG Robin	F	M	1 JUL 1990	Linden HC, (SWE)	
11	LUNDGREN Rasmus	D	M	13 AUG 1991	FIFH, (SWE)	
15	HEDBERG Christian	F	M	30 SEP 1981	Nacka HI, (SWE)	
18	OJALA Peter	F	M	27 OCT 1968	Nacka HI, (SWE)	
19	WISTRAND Anders	D	M	7 APR 1983	Nacka HI, (SWE)	
22	SIREN Staffan	GK	M	11 OCT 1979	Linden HC, (SWE)	
37	STRANDMARK Johan	D	M	25 MAY 1965	FIFH Malmo, (SWE)	
93	DICKSON GYLLSTEN Maximilian	F	M	15 APR 1993	FIFH Malmo, (SWE)	

Average Age: 40

**Total:** 9 players and 2 goalkeepers**Team Officials:**

Function	Name	Citizenship	Date of Birth
<b>Team Head Coach:</b>	LAHTINEN Timo	SWE	24 MAY 1947
<b>Team Assistant Coach:</b>	LUNDGREN Jorgen	SWE	10 OCT 1961
<b>Team Assistant Coach:</b>	TJERNQVIST Daniel	SWE	14 OCT 1976
<b>Team General Manager:</b>	KASPERI Allan	SWE	17 JUL 1957
<b>Team Equipment Manager:</b>	NILSSON Hampus	SWE	30 NOV 1995
<b>Team Physiotherapist:</b>	ANDERSSON Robin	SWE	4 AUG 1994

**Note:**

\* Registration date of single players is only shown when different from Initial Registration date

**Legend:**

<b>D</b> Defence	<b>F</b> Forward	<b>GK</b> Goalkeeper	<b>M</b> Male
<b>No.</b> Jersey number	<b>Pos.</b> Position		



## Tournament Progress

As of WED 22 SEP 2021

Rank	Team	GP	W	OTW	OTL	L	GDF	GF:GA	PTS
1	CHN	5	5	0	0	0	+59	61 : 2	15
2	GER	5	4	0	0	1	+27	39 : 12	12
3	SWE	5	2	1	0	2	+5	15 : 10	8
4	JPN	5	2	0	1	2	-5	19 : 24	7
5	FIN	5	1	0	0	4	-37	3 : 40	3
6	POL	5	0	0	0	5	-49	1 : 50	0

Game	Group	Date	Time	Teams	Results	1	2	3	OT	PSS	Venue
1		FRI 17 SEP	10:00 GMT+2	POL - CHN	0 - 18	0 - 6	0 - 6	0 - 6			Ostersund Arena
2		FRI 17 SEP	13:30 GMT+2	GER - JPN	7 - 0	3 - 0	1 - 0	3 - 0			Ostersund Arena
3		FRI 17 SEP	17:00 GMT+2	FIN - SWE	0 - 6	0 - 2	0 - 2	0 - 2			Ostersund Arena
4		SAT 18 SEP	10:00 GMT+2	JPN - POL	10 - 0	2 - 0	1 - 0	7 - 0			Ostersund Arena
5		SAT 18 SEP	13:30 GMT+2	CHN - FIN	12 - 0	9 - 0	2 - 0	1 - 0			Ostersund Arena
6		SAT 18 SEP	17:00 GMT+2	SWE - GER	1 - 3	0 - 0	1 - 3	0 - 0			Ostersund Arena
7		SUN 19 SEP	10:00 GMT+2	JPN - CHN	0 - 15	0 - 7	0 - 4	0 - 4			Ostersund Arena
8		SUN 19 SEP	13:30 GMT+2	FIN - GER	1 - 13	0 - 4	0 - 6	1 - 3			Ostersund Arena
9		SUN 19 SEP	17:00 GMT+2	SWE - POL	6 - 0	3 - 0	2 - 0	1 - 0			Ostersund Arena
10		TUE 21 SEP	10:00 GMT+2	GER - POL	14 - 0	6 - 0	3 - 0	5 - 0			Ostersund Arena
11		TUE 21 SEP	13:30 GMT+2	JPN - FIN	8 - 0	2 - 0	3 - 0	3 - 0			Ostersund Arena
12		TUE 21 SEP	17:00 GMT+2	CHN - SWE	6 - 0	1 - 0	3 - 0	2 - 0			Ostersund Arena
13		WED 22 SEP	10:00 GMT+2	POL - FIN	1 - 2	0 - 1	0 - 1	1 - 0			Ostersund Arena
14		WED 22 SEP	13:30 GMT+2	CHN - GER	10 - 2	7 - 1	1 - 0	2 - 1			Ostersund Arena
15		WED 22 SEP	17:00 GMT+2	SWE - JPN	2 - 1	0 - 0	0 - 1	1 - 0	0 - 0	1 - 0	Ostersund Arena

### Note:

Rank within each group is based on points. For tie-break rules see 'Competition Format and Rules'.

### Legend:

<b>1</b> 1st period	<b>2</b> 2nd period	<b>3</b> 3rd period	<b>GA</b> Goals against	<b>GDF</b> Goal difference
<b>GF</b> Goals for	<b>GP</b> Games played	<b>PSS</b> Penalty shot shootout	<b>L</b> Losses	<b>OT</b> Overtime
<b>OTL</b> Overtime loss	<b>OTW</b> Overtime win	<b>PTS</b> Points	<b>W</b> Wins	



## Game Roster

## POL - CHN

## Referee

YAMAGUCHI Sotaro (JPN)

## Linesmen

NILSSON Andreas (SWE) , SORAPERRA Simone (ITA)

## Goalkeepers

## Team: POL

No.	Name	Gen	GP	MIP	GA	SVS	SOG	SVS%	GAA
20	SEKULSKI Krzysztof	M	0	00:00	0	0	0	0.00	0.00
21	ZGORZYNSKI Kamil	M	0	00:00	0	0	0	0.00	0.00

## Team Roster

## Team: POL (white)

No.	Pos.	Name	Gen	GP	G	A	PTS	PIM	+/-
4	D	FLIS Sylwester	M	0	0	0	0	0	0
10	D	KARTOSZ Sebastian	M	0	0	0	0	0	0
16	F	DRAPALA Radoslaw	M	0	0	0	0	0	0
18	F	HAK Szymon	M	0	0	0	0	0	0
20	GK	SEKULSKI Krzysztof	M	0	0	0	0	0	
21	GK	ZGORZYNSKI Kamil	M	0	0	0	0	0	
28	F	ZIELINSKI Mariusz	M	0	0	0	0	0	0
68	F	MURAWSKI Mateusz	M	0	0	0	0	0	0
77	F	CIULA Lukasz	M	0	0	0	0	0	0
87	F	HEBDA Marcin	M	0	0	0	0	0	0

Head Coach: MLYNARCZYK Andrzej

## Team: CHN

No.	Name	Gen	GP	MIP	GA	SVS	SOG	SVS%	GAA
1	WANG Wei	M	0	00:00	0	0	0	0.00	0.00
20	JI Yan Zhao	M	0	00:00	0	0	0	0.00	0.00

## Team: CHN (red)

No.	Pos.	Name	Gen	GP	G	A	PTS	PIM	+/-
1	GK	WANG Wei	M	0	0	0	0	0	0
5	F	BAI Xue Song	M	0	0	0	0	0	0
7	D	XU Jin Qiang	M	0	0	0	0	0	0
8	F	WANG Zhi Dong	M	0	0	0	0	0	0
10	D	LI Zhen Yang	M	0	0	0	0	0	0
11	F	YU Jing	F	0	0	0	0	0	0
12	F	CHE Hang	M	0	0	0	0	0	0
15	F	SONG Xiao Dong	M	0	0	0	0	0	0
17	F	SHEN Yi Feng	M	0	0	0	0	0	0
18	F	WANG Ju Jiang	M	0	0	0	0	0	0
19	F	ZHANG Zheng	M	0	0	0	0	0	0
20	GK	JI Yan Zhao	M	0	0	0	0	0	0
22	D	HU Guang Jian	M	0	0	0	0	0	0
23	F	CUI Yu Tao	M	0	0	0	0	0	0
24	D	ZHU Zhan Fu	M	0	0	0	0	0	0
28	F	TIAN Jin Tao	M	0	0	0	0	0	0
30	F	QIU Dian Peng	M	0	0	0	0	0	0
32	F	LI Hong Guan	M	0	0	0	0	0	0

Head Coach: SHARSHUKOV Nikolay

## Legend:

<b>A</b> Assists	<b>D</b> Defence	<b>F</b> Female / Forward	<b>G</b> Goals
<b>GA</b> Goals against	<b>GAA</b> Goals against as average per 45 minutes	<b>Gen</b> Gender	<b>GK</b> Goalkeeper
<b>GP</b> Games played	<b>M</b> Male	<b>MIP</b> Minutes and seconds played	<b>No.</b> Jersey number
<b>PIM</b> Penalties in minutes	<b>Pos.</b> Position	<b>PTS</b> Points	<b>SOG</b> Shots on goal
<b>SVS</b> Saves	<b>SVS%</b> Saves in percentage	<b>+/-</b> Plus/minus net	



## Line-ups

## POL - CHN

## Referee

YAMAGUCHI Sotaro (JPN)

## Linesmen

NILSSON Andreas (SWE) , SORAPERRA Simone (ITA)

## Goalkeepers

## Team: POL

No.	Name	Gen
21	ZGORZYNSKI Kamil	M
20	SEKULSKI Krzysztof	M

## Team Line-ups

## Team: POL (white)

No.	Pos.	Name	Gen
4	D	FLIS Sylwester +C	M
10	D	KARTOSZ Sebastian	M
18	F	HAK Szymon	M
68	F	MURAWSKI Mateusz +A	M
87	F	HEBDA Marcin	M
16	D	DRAPALA Radoslaw +A	M
28	F	ZIELINSKI Mariusz	M
77	F	CIULA Lukasz	M

Head Coach: MLYNARCZYK Andrzej

## Team: CHN

No.	Name	Gen
1	WANG Wei	M
20	JI Yan Zhao	M

## Team: CHN (red)

No.	Pos.	Name	Gen
7	D	XU Jin Qiang +A	M
24	D	ZHU Zhan Fu	M
8	F	WANG Zhi Dong	M
17	F	SHEN Yi Feng	M
23	F	CUI Yu Tao +C	M
22	D	HU Guang Jian	M
5	F	BAI Xue Song +A	M
28	F	TIAN Jin Tao	M
30	F	QIU Dian Peng	M
32	F	LI Hong Guan	M
11	F	YU Jing	F
15	F	SONG Xiao Dong	M
18	F	WANG Ju Jiang	M
19	F	ZHANG Zheng	M

Head Coach: SHARSHUKOV Nikolay

## NOT DRESSED:

10	D	LI Zhen Yang	M
12	F	CHE Hang	M

## Legend:

<b>D</b>	Defence	<b>F</b>	Female / Forward	<b>Gen</b>	Gender	<b>M</b>	Male
<b>No.</b>	Jersey number	<b>Pos.</b>	Position	<b>+A</b>	Assistant captain	<b>+C</b>	Captain



## Graphical Line-ups

## POL - CHN

## Referee

YAMAGUCHI Sotaro (JPN)

## Linesmen

NILSSON Andreas (SWE) , SORAPERRA Simone (ITA)

Team: POL - Poland (white)

Head Coach: MLYNARCZYK Andrzej

S1 21 ZGORZYNSKI Kamil		
20 SEKULSKI Krzysztof		
S2 4 FLIS Sylwester +C	S3 10 KARTOSZ Sebastian	
S5 68 MURAWSKI Mateusz +A	S6 87 HEBDA Marcin	S4 18 HAK Szymon
16 DRAPALA Radoslaw +A		
77 CIULA Lukasz	28 ZIELINSKI Mariusz	

Team: CHN - China (red)

Head Coach: SHARSHUKOV Nikolay

S1 1 WANG Wei		
20 JI Yan Zhao		
S2 7 XU Jin Qiang +A	S3 24 ZHU Zhan Fu	
S5 17 SHEN Yi Feng	S4 8 WANG Zhi Dong	S6 23 CUI Yu Tao +C
22 HU Guang Jian		5 BAI Xue Song +A
30 QIU Dian Peng	28 TIAN Jin Tao	32 LI Hong Guan
11 YU Jing		
15 SONG Xiao Dong	19 ZHANG Zheng	18 WANG Ju Jiang

## Legend:

Sn Starting position

+A Assistant captain

+C Captain



FRI 17 SEP 2021

Start Time 10:00

End Time 11:44

Round Robin, Game 1



## Game Summary

POL - CHN 0 - 18 (0 - 6 , 0 - 6 , 0 - 6)

Spectators	Referee	Linesmen
	YAMAGUCHI Sotaro (JPN)	NILSSON Andreas (SWE) , SORAPERRA Simone (ITA)

## Team Statistics

Period	Score	SVS	SOG	PIM	TPP	PPG	SHG
1	0 : 6	15 : 0	0 : 21	0 : 0	00:00 : 00:00	0 : 0	0 : 0
2	0 : 6	13 : 0	0 : 19	0 : 0	00:00 : 00:00	0 : 0	0 : 0
3	0 : 6	10 : 0	0 : 16	2 : 0	00:00 : 00:50	0 : 1	0 : 0
<b>Total</b>	<b>0 : 18</b>	<b>38 : 0</b>	<b>0 : 56</b>	<b>2 : 0</b>	<b>00:00 : 00:50</b>	<b>0 : 1</b>	<b>0 : 0</b>

## 1st Period

Action	Time	ET/Res	Team	Type	No.	Name	(G)	Name of Assistant(s) / Action Description
GK	00:00		CHN		1	WANG W		- Goalkeeper in
GK	00:00		POL		21	ZGORZYNSKI K		- Goalkeeper in
Goal	03:03	0 : 1	CHN	EQ	28	TIAN JT	(1)	19 ZHANG Z On Ice POL 21 10 16 18 68 87 15 SONG XD CHN 1 7 15 19 24 28
Goal	04:03	0 : 2	CHN	EQ	22	HU GJ	(1)	8 WANG ZD On Ice POL 21 4 16 28 68 77 5 BAI XS CHN 1 5 8 17 22 23
Goal	04:38	0 : 3	CHN	EQ	8	WANG ZD	(1)	17 SHEN YF On Ice POL 21 4 10 18 68 87 5 BAI XS CHN 1 5 8 17 22 23
Goal	04:48	0 : 4	CHN	EQ	32	LI HG	(1)	28 TIAN JT On Ice POL 21 4 10 18 68 87 CHN 1 7 24 28 30 32
Goal	05:36	0 : 5	CHN	EQ	32	LI HG	(2)	30 QIU DP On Ice POL 21 4 10 18 68 87 CHN 1 7 24 28 30 32
Goal	08:37	0 : 6	CHN	EQ	5	BAI XS	(1)	30 QIU DP On Ice POL 21 4 16 68 77 87 1 WANG W CHN 1 5 22 28 30 32

## 2nd Period

Action	Time	ET/Res	Team	Type	No.	Name	(G)	Name of Assistant(s) / Action Description
Goal	18:05	0 : 7	CHN	EQ	18	WANG JJ	(1)	On Ice POL 21 4 10 18 68 87 CHN 1 7 15 18 19 24
Goal	20:03	0 : 8	CHN	EQ	23	CUI YT	(1)	8 WANG ZD On Ice POL 21 4 10 28 68 87 17 SHEN YF CHN 1 5 8 17 22 23
Goal	20:44	0 : 9	CHN	EQ	5	BAI XS	(2)	On Ice POL 21 4 10 28 68 77 CHN 1 5 22 28 30 32
Goal	25:08	0 : 10	CHN	EQ	22	HU GJ	(2)	15 SONG XD On Ice POL 21 4 18 68 77 87 18 WANG JJ CHN 1 5 15 18 19 22
Goal	27:25	0 : 11	CHN	EQ	28	TIAN JT	(2)	24 ZHU ZF On Ice POL 21 4 10 18 68 87 CHN 1 7 8 17 24 28
Goal	29:39	0 : 12	CHN	EQ	24	ZHU ZF	(1)	19 ZHANG Z On Ice POL 21 4 16 18 68 77 CHN 1 7 15 18 19 24

## 3rd Period

Action	Time	ET/Res	Team	Type	No.	Name	(G)	Name of Assistant(s) / Action Description
Goal	35:56	0 : 13	CHN	EQ	24	ZHU ZF	(2)	7 XU JQ On Ice POL 21 10 16 28 68 77 CHN 1 7 15 18 19 24
Goal	36:28	0 : 14	CHN	EQ	8	WANG ZD	(2)	17 SHEN YF On Ice POL 21 4 16 28 77 87 7 XU JQ CHN 1 7 8 17 23 24
Goal	37:11	0 : 15	CHN	EQ	32	LI HG	(3)	30 QIU DP On Ice POL 21 4 10 28 77 87 22 HU GJ CHN 1 5 22 28 30 32
Goal	40:15	0 : 16	CHN	EQ	17	SHEN YF	(1)	8 WANG ZD On Ice POL 21 4 10 18 68 87 23 CUI YT CHN 1 7 8 17 23 24
Penalty	43:14	44:04	POL	2 min.	16	DRAPALA R		- Teeing
Goal	44:04	0 : 17	CHN	PP1	15	SONG XD	(1)	19 ZHANG Z On Ice POL 21 4 18 68 77 18 WANG JJ CHN 1 11 15 18 19 24 *
Goal	44:29	0 : 18	CHN	EQ	23	CUI YT	(2)	8 WANG ZD On Ice POL 21 4 10 16 28 68 17 SHEN YF CHN 1 7 8 17 23 24
GK	45:00		POL					21 ZGORZYNSKI K - Goalkeeper out





FRI 17 SEP 2021

Start Time 10:00

End Time 11:44

Round Robin, Game 1



Action	Time	ET/Res	Team	Type	No.	Name	(G)	Name of Assistant(s) / Action Description
GK	45:00		CHN					1 WANG W - Goalkeeper out

## Goalkeeper Records

Team : POL - Poland

No.	Name	SOG	SVS	MIP
21	ZGORZYNSKI Kamil	56	38	45:00
20	SEKULSKI Krzysztof			

Team : CHN - China

No.	Name	SOG	SVS	MIP
1	WANG Wei	0	0	45:00
20	JI Yan Zhao			

## Game Statistics

Team : POL (white)

Head Coach : MLYNARCZYK Andrzej

											Shots on Goal						
No.	Pos.	Name	Gen	G	A	P	PIM	FO+	FO-	FO+/-	FO%	1	2	3	OT	TS	+/-
4	D	FLIS Sylwester +C	M	0	0	0	0	0	13	-13	0.00	0	0	0		0	-15
10	D	KARTOSZ Sebastian	M	0	0	0	0	0	0	0	0.00	0	0	0		0	-12
18	F	HAK Szymon	M	0	0	0	0	0	2	-2	0.00	0	0	0		0	-9
68	F	MURAWSKI Mateusz +A	M	0	0	0	0	5	20	-15	20.00	0	0	0		0	-15
87	F	HEBDA Marcin	M	0	0	0	0	0	1	-1	0.00	0	0	0		0	-12
16	D	DRAPALA Radoslaw +A	M	0	0	0	2	0	2	-2	0.00	0	0	0		0	-7
28	F	ZIELINSKI Mariusz	M	0	0	0	0	0	1	-1	0.00	0	0	0		0	-7
77	F	CIULA Lukasz	M	0	0	0	0	0	0	0	0.00	0	0	0		0	-8
20	GK	SEKULSKI Krzysztof	M	0	0	0	0					0	0	0		0	
21	GK	ZGORZYNSKI Kamil (BP)	M	0	0	0	0					0	0	0		0	
Total				0	0	0	2	5	39	-34	11.36	0	0	0		0	

Team : CHN (red)

Head Coach : SHARSHUKOV Nikolay

											Shots on Goal						
No.	Pos.	Name	Gen	G	A	P	PIM	FO+	FO-	FO+/-	FO%	1	2	3	OT	TS	+/-
7	D	XU Jin Qiang +A	M	0	2	2	0	0	0	0	0.00	1	1	0		2	+10
8	F	WANG Zhi Dong (BP)	M	2	4	6	0	17	1	16	94.44	5	2	1		8	+7
17	F	SHEN Yi Feng	M	1	4	5	0	0	0	0	0.00	4	1	2		7	+7
23	F	CUI Yu Tao +C	M	2	1	3	0	0	0	0	0.00	0	1	2		3	+6
24	D	ZHU Zhan Fu	M	2	1	3	0	0	0	0	0.00	0	2	1		3	+10
5	F	BAI Xue Song +A	M	2	2	4	0	0	0	0	0.00	2	1	0		3	+7
22	D	HU Guang Jian	M	2	1	3	0	0	0	0	0.00	2	1	0		3	+7
28	F	TIAN Jin Tao	M	2	1	3	0	11	3	8	78.57	4	1	1		6	+7
30	F	QIU Dian Peng	M	0	3	3	0	0	0	0	0.00	0	0	1		1	+5
32	F	LI Hong Guan	M	3	0	3	0	0	0	0	0.00	2	3	3		8	+5
11	F	YU Jing	F	0	0	0	0	0	0	0	0.00	0	0	0		0	0
15	F	SONG Xiao Dong	M	1	2	3	0	1	0	1	100.00	0	3	4		7	+5
18	F	WANG Ju Jiang	M	1	2	3	0	0	0	0	0.00	1	2	0		3	+4
19	F	ZHANG Zheng	M	0	3	3	0	10	1	9	90.91	0	1	1		2	+5
1	GK	WANG Wei	M	0	1	1	0					0	0	0		0	
20	GK	JI Yan Zhao	M	0	0	0	0					0	0	0		0	
Total				18	27	45	0	39	5	34	88.64	21	19	16		56	

## Round Robin

R	Team	GP	W	OTW	OTL	L	GDF	GF:GA	PTS
1	CHN	1	1	0	0	0	+18	18:0	3
2	POL	1	0	0	0	1	-18	0:18	0
-	SWE	0							
-	JPN	0							
-	GER	0							
-	FIN	0							

	CHN	FIN	GER	JPN	POL	SWE
CHN	*****	SAT 18 SEP 13:30	WED 22 SEP 13:30	SUN 19 SEP 10:00	18:0	TUE 21 SEP 17:00
FIN	SAT 18 SEP 13:30	*****	SUN 19 SEP 13:30	TUE 21 SEP 13:30	WED 22 SEP 10:00	FRI 17 SEP 17:00
GER	WED 22 SEP 13:30	SUN 19 SEP 13:30	*****	FRI 17 SEP 13:30	TUE 21 SEP 10:00	SAT 18 SEP 17:00
JPN	SUN 19 SEP 10:00	TUE 21 SEP 13:30	FRI 17 SEP 13:30	*****	SAT 18 SEP 10:00	WED 22 SEP 17:00
POL	0:18	WED 22 SEP 10:00	TUE 21 SEP 10:00	SAT 18 SEP 10:00	*****	SUN 19 SEP 17:00
SWE	TUE 21 SEP 17:00	FRI 17 SEP 17:00	SAT 18 SEP 17:00	WED 22 SEP 17:00	SUN 19 SEP 17:00	*****

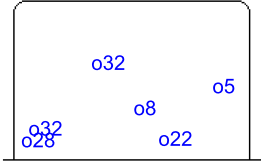
**Legend:**

<b>(G)</b>	Goals in tournament	<b>*</b>	does not count for Plus/minus	<b>+/-</b>	Plus/minus net	<b>+A</b>	Assistant captain
<b>+C</b>	Captain	<b>A</b>	Assists	<b>D</b>	Defence	<b>EQ</b>	Equal strength
<b>ET/Res</b>	Penalty end time/Result of game	<b>F</b>	Female / Forward	<b>FO-</b>	Face-offs lost	<b>FO%</b>	Face-offs won as percentage
<b>FO+</b>	Face-offs won	<b>FO+/-</b>	Face-offs net	<b>G</b>	Goals	<b>GA</b>	Goals against
<b>GDF</b>	Goal difference	<b>Gen</b>	Gender	<b>GF</b>	Goals for	<b>GK</b>	Goalkeeper
<b>GP</b>	Games played	<b>L</b>	Losses	<b>M</b>	Male	<b>MIP</b>	Minutes in play (GK)
<b>No.</b>	Jersey number	<b>OT</b>	Overtime	<b>OTL</b>	Overtime losses	<b>OTW</b>	Overtime wins
<b>P</b>	Points	<b>PIM</b>	Penalties in minutes	<b>Pos.</b>	Position	<b>PP1</b>	Power play - 1 player
<b>PPG</b>	Power play goals	<b>PTS</b>	Points	<b>R</b>	Rank	<b>SHG</b>	Shorthanded goals
<b>SOG</b>	Shots on goal	<b>SVS</b>	Saves	<b>TPP</b>	Time on power play	<b>TS</b>	Total shots
<b>W</b>	Wins						



Shot Chart  
POL - CHN


Shots by CHN  
Goals (o): 6  
SSP (<): 3  
SSG (+): 15  
SPG (-): 4



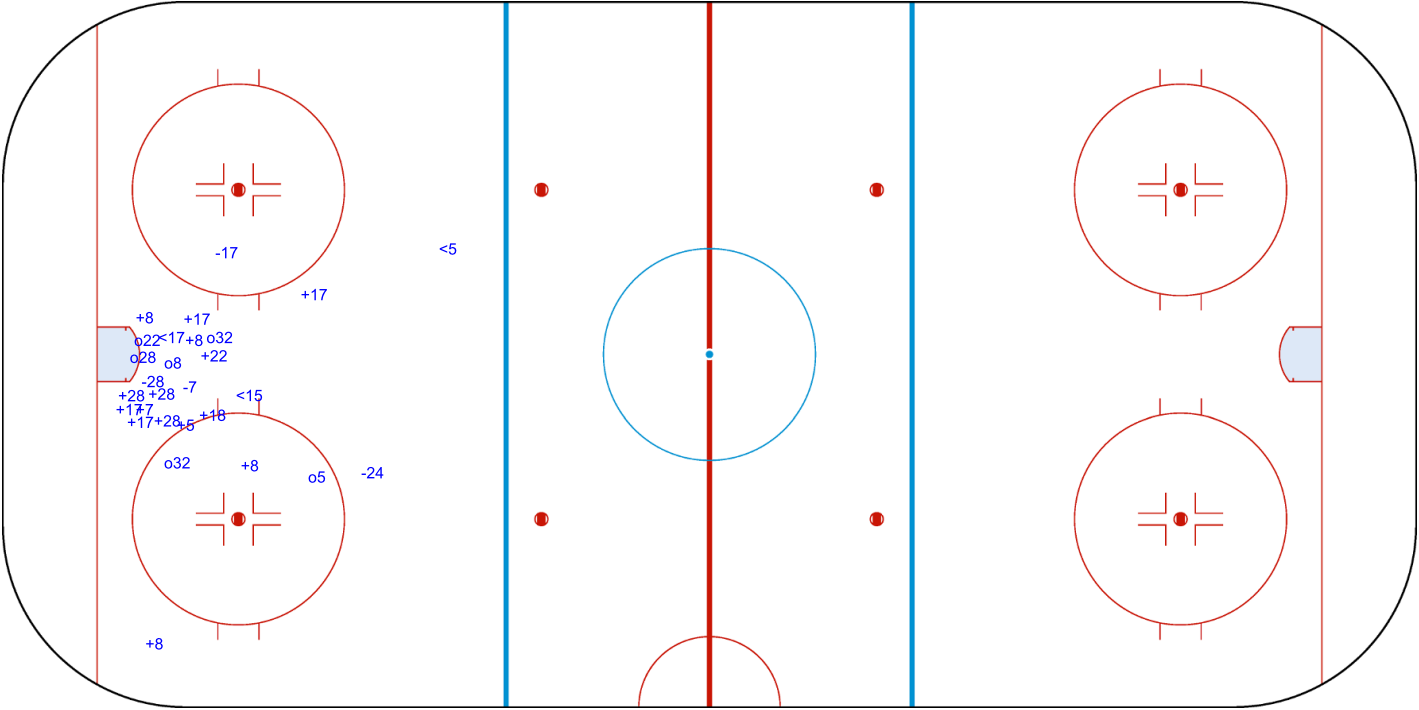
GK 21 of POL

POL → Period: 1 ← CHN

Shots by POL  
Goals (o): 0  
SSP (>): 0  
SSG (+): 0  
SPG (-): 0



GK 1 of CHN



Legend:		Legend:		Legend:	
GK	Goalkeeper	SPG	Shots past goal	SSG	Shots saved by goalkeeper
				SSP	Shots saved by player



Shot Chart  
POL - CHN

Shots by POL  
Goals (o): 0  
SSP (<): 0  
SSG (+): 0  
SPG (-): 0



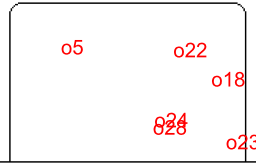
GK 1 of CHN



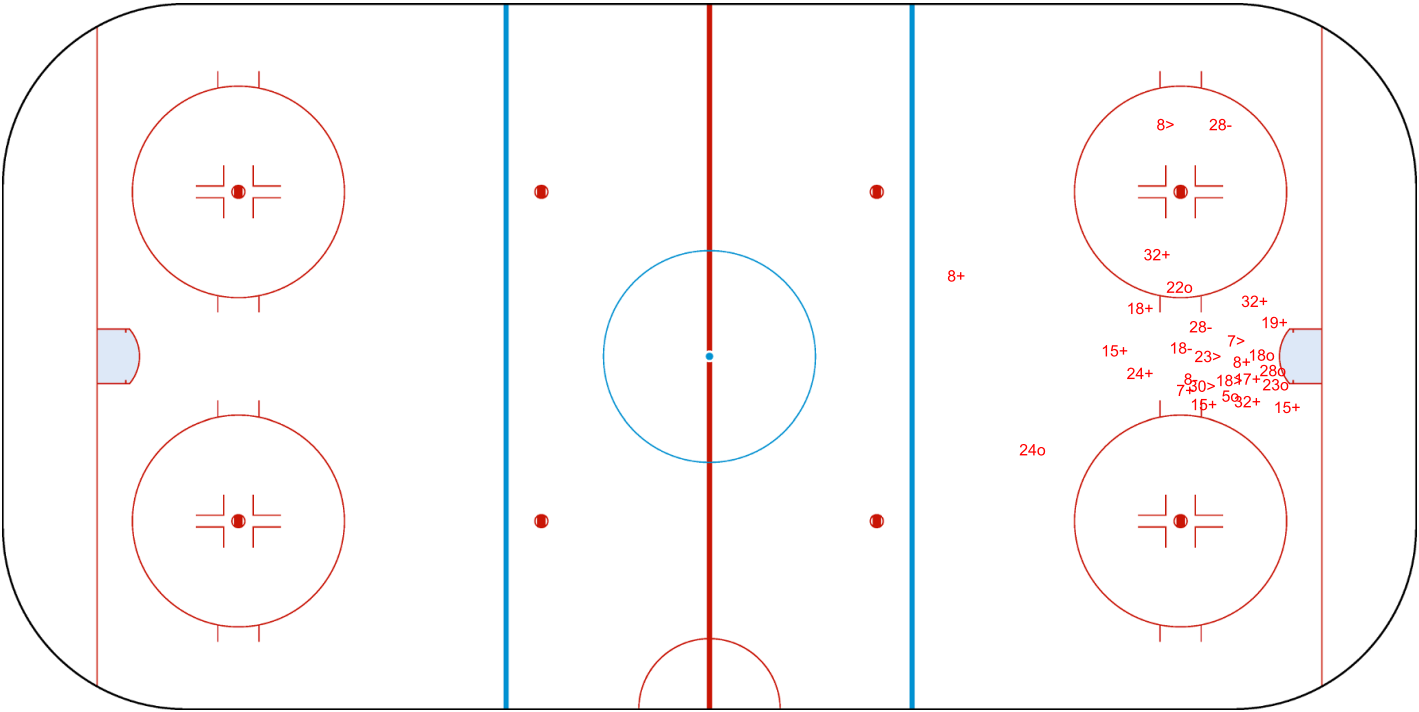
Period: 2



Shots by CHN  
Goals (o): 6  
SSP (>): 5  
SSG (+): 13  
SPG (-): 4



GK 21 of POL



Legend:					
GK	Goalkeeper	SPG	Shots past goal	SSG	Shots saved by goalkeeper
				SSP	Shots saved by player



Ostersund Arena

FRI 17 SEP 2021

Start Time 10:00

Ice Hockey

Mixed

Round Robin, Game 1



## Shot Chart

POL - CHN


Shots by CHN

Goals (o): 6

SSP (<): 0

SSG (+): 10

SPG (-): 10



GK 21 of POL



Period: 3



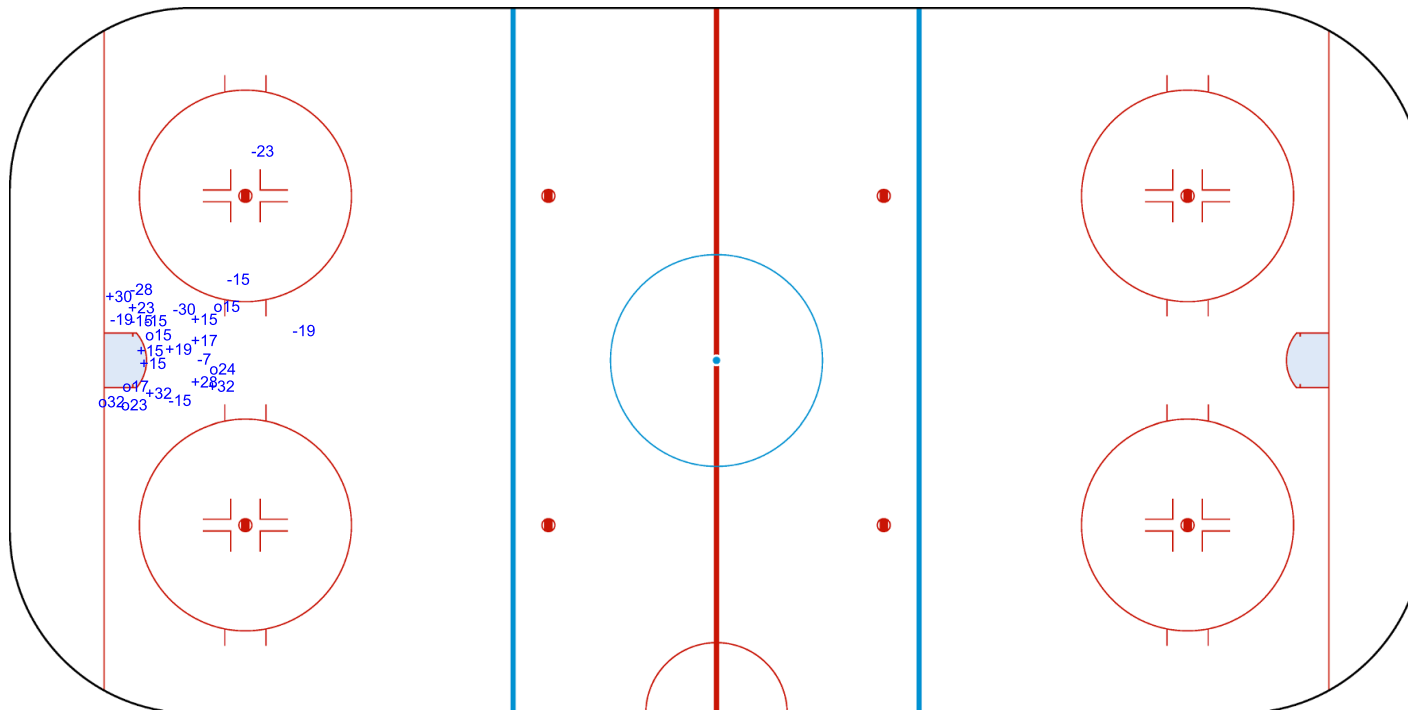
Shots by POL

Goals (o): 0

SSP (>): 0

SSG (+): 0

SPG (-): 0



### Legend:

GK

Goalkeeper

SPG

Shots past goal

SSG

Shots saved by goalkeeper

SSP

Shots saved by player



## Face-off Chart

## POL - CHN

## PERIOD 1

Total wins / period	POL		CHN		POL		CHN		Total wins all zones	
	Def. zone	Att. zone	Neutral zone		Att. zone	Def. zone				
	+ 68	- 28	- 28	+ 8	- 16	+ 8				
	- 68	+ 8	- 18	+ 19						
	+ 68	- 19	- 18	+ 8						
	- 87	+ 28	- 68	+ 8						
	- 4	+ 28	- 68	+ 28						
	- 4	+ 19	+ 68	- 28						
			- 68	+ 19						
			- 68	+ 28						
		- 68	+ 8							

## PERIOD 2

Total wins / period	POL		CHN		POL		CHN		Total wins all zones
	Def. zone	Att. zone	Neutral zone		Att. zone	Def. zone			
	- 68	+ 8	- 4	+ 8					
	- 68	+ 28	- 68	+ 8					
	- 16	+ 8	- 68	+ 28					
	+ 68	- 28	- 4	+ 19					
	- 68	+ 19	- 68	+ 8					
	- 68	+ 8	- 4	+ 28					
	- 4	+ 19	- 4	+ 19					
	- 4	+ 19							
	1 / 13%	7 / 87%	0 / 0%	7 / 100%					
Total wins all zones									
	POL		CHN		POL		CHN		
	1 / 7%		14 / 93%						

## PERIOD 3

Total wins / period	POL		CHN		POL		CHN		Total wins all zones	
	Def. zone	Att. zone	Neutral zone		Att. zone	Def. zone				
	- 68	+ 8	- 68	+ 8	- 4	+ 28				
	- 68	+ 19	- 4	+ 8						
	+ 68	- 8	- 4	+ 28						
	- 68	+ 28	- 4	+ 19						
	- 68	+ 15	- 68	+ 28						
			- 68	+ 8						
			- 4	+ 8						
	1 / 20%	4 / 80%	0 / 0%	7 / 100%	0 / 0%	1 / 100%	POL	CHN		
						1 / 8%	12 / 92%			

## TOTAL

Total wins / game	POL		CHN		POL		CHN		Total wins all zones	
	Def. zone	Att. zone	Neutral zone		Att. zone	Def. zone				
	4 / 21%	15 / 79%	1 / 4%	22 / 96%	0 / 0%	2 / 100%	POL	CHN		
	5 / 11%	39 / 89%								



## HEAD TO HEAD

		CHN				Tot	wins POL	Dz	Nz	Az
No.		8	15	19	28					
POL	4	0 - 3		0 - 6	0 - 4	13	0 0%	0 0%	0 0%	0 0%
	16	0 - 2				2	0 0%	0 0%		0 0%
	18	0 - 1		0 - 1		2	0 0%		0 0%	
	28	0 - 1				1	0 0%		0 0%	
	68	1 - 10	0 - 1	1 - 3	3 - 6	25	5 20%	4 31%	1 8%	
	87				0 - 1	1	0 0%	0 0%		
Tot		18	1	11	14	44	5 11%	4 21%	1 4%	0 0%
wins CHN		17 94%	1 100%	10 91%	11 79%	39 89%				
Dz		1 100%			1 100%	2 100%				
Nz		11 100%		5 100%	6 86%	22 96%				
Az		5 83%	1 100%	5 83%	4 67%	15 79%				

## Legend:

**Az** Attacking zone      **Dz** Defending zone      **No.** Jersey number      **Nz** Neutral zone      **Tot** Total face-offs played



## Game Roster

## GER - JPN

## Referee

DANIELSEN Kenneth (NOR)

## Linesmen

BEELEN Louis (NED) , LEGA Simone (ITA)

## Goalkeepers

Team: GER

No.	Name	Gen	GP	MIP	GA	SVS	SOG	SVS%	GAA
47	KUNST Simon	M	0	00:00	0	0	0	0.00	0.00

## Team Roster

Team: GER (black)

No.	Pos.	Name	Gen	GP	G	A	PTS	PIM	+/-
3	F	DISVELD Bas	M	0	0	0	0	0	0
6	D	RAEDLER Hugo	M	0	0	0	0	0	0
8	F	RENNHACK Frank	M	0	0	0	0	0	0
11	F	WOLFF Jacob	M	0	0	0	0	0	0
22	F	MUEHLHANS Veit	M	0	0	0	0	0	0
33	F	KUHLI-LAUENSTEIN Ingo	M	0	0	0	0	0	0
43	F	HERING Bernhard	M	0	0	0	0	0	0
44	F	BRELAGE Jan Malte	M	0	0	0	0	0	0
47	GK	KUNST Simon	M	0	0	0	0	0	0
52	D	PABST Robert	M	0	0	0	0	0	0
69	D	SKLORZ Lucas	M	0	0	0	0	0	0
77	F	WEDDE Joerg	M	0	0	0	0	0	0
83	D	PILZ Christian	M	0	0	0	0	0	0
97	F	SCHRADER Felix	M	0	0	0	0	0	0

Head Coach: POKORNY Andreas

Team: JPN

No.	Name	Gen	GP	MIP	GA	SVS	SOG	SVS%	GAA
39	NAGASE Mitsuru	M	0	00:00	0	0	0	0.00	0.00
41	ODAJIMA Osamu	M	0	00:00	0	0	0	0.00	0.00

Team: JPN (white)

No.	Pos.	Name	Gen	GP	G	A	PTS	PIM	+/-
1	F	KANEKO Mikio	M	0	0	0	0	0	0
5	F	NIITSU Kazuyoshi	M	0	0	0	0	0	0
8	F	ISHIKAWA Yudai	M	0	0	0	0	0	0
11	F	HAMAMOTO Masaya	M	0	0	0	0	0	0
13	F	YOSHIKAWA Mamoru	M	0	0	0	0	0	0
16	F	SHIBA Taimei	M	0	0	0	0	0	0
24	D	SUDO Satoru	M	0	0	0	0	0	0
25	D	MISAWA Eiji	M	0	0	0	0	0	0
39	GK	NAGASE Mitsuru	M	0	0	0	0	0	0
40	F	SHIOYA Yoshihiro	M	0	0	0	0	0	0
41	GK	ODAJIMA Osamu	M	0	0	0	0	0	0
46	F	MASAHASHI Yukio	M	0	0	0	0	0	0
58	F	NAKAMURA Shunsuke	M	0	0	0	0	0	0
70	F	KODAMA Nao	M	0	0	0	0	0	0
72	D	NASU Norihiko	M	0	0	0	0	0	0
96	D	KUMAGAI Masaharu	M	0	0	0	0	0	0

Head Coach: NOBUTA Kenji

## Legend:

<b>A</b> Assists	<b>D</b> Defence	<b>F</b> Forward	<b>G</b> Goals
<b>GA</b> Goals against	<b>GAA</b> Goals against as average per 45 minutes	<b>Gen</b> Gender	<b>GK</b> Goalkeeper
<b>GP</b> Games played	<b>M</b> Male	<b>MIP</b> Minutes and seconds played	<b>No.</b> Jersey number
<b>PIM</b> Penalties in minutes	<b>Pos.</b> Position	<b>PTS</b> Points	<b>SOG</b> Shots on goal
<b>SVS</b> Saves	<b>SVS%</b> Saves in percentage	<b>+/-</b> Plus/minus net	





## Line-ups

## GER - JPN

## Referee

DANIELSEN Kenneth (NOR)

## Linesmen

BEELEN Louis (NED) , LEGA Simone (ITA)

## Goalkeepers

Team: GER

No.	Name	Gen
47	KUNST Simon	M
22	MUEHLHANS Veit	M

## Team Line-ups

Team: GER (black)

No.	Pos.	Name	Gen
6	D	RAEDLER Hugo +A	M
69	D	SKLORZ Lucas	M
3	F	DISVELD Bas +C	M
43	F	HERING Bernhard	M
77	F	WEDDE Joerg +A	M
52	D	PABST Robert	M
83	D	PILZ Christian	M
8	F	RENNHACK Frank	M
33	F	KUHLE-LAUENSTEIN Ingo	M
97	F	SCHRADER Felix	M
11	F	WOLFF Jacob	M

Head Coach: POKORNY Andreas

## NOT DRESSED:

44	F	BRELAGE Jan Malte	M
----	---	-------------------	---

Team: JPN

No.	Name	Gen
39	NAGASE Mitsuru	M
41	ODAJIMA Osamu	M

Team: JPN (white)

No.	Pos.	Name	Gen
96	D	KUMAGAI Masaharu +A	M
5	F	NIITSU Kazuyoshi	M
8	F	ISHIKAWA Yudai	M
13	F	YOSHIKAWA Mamoru	M
40	F	SHIOYA Yoshihiro +A	M
24	D	SUDO Satoru	M
25	D	MISAWA Eiji	M
16	F	SHIBA Taimei	M
58	F	NAKAMURA Shunsuke	M
70	F	KODAMA Nao +C	M
72	D	NASU Norihiko	M
1	F	KANEKO Mikio	M
46	F	MASAHASHI Yukio	M

Head Coach: NOBUTA Kenji

## NOT DRESSED:

11	F	HAMAMOTO Masaya	M
----	---	-----------------	---

## Legend:

<b>D</b>	Defence	<b>F</b>	Forward	<b>Gen</b>	Gender	<b>M</b>	Male
<b>No.</b>	Jersey number	<b>Pos.</b>	Position	<b>+A</b>	Assistant captain	<b>+C</b>	Captain



## Graphical Line-ups

## GER - JPN

## Referee

DANIELSEN Kenneth (NOR)

## Linesmen

BEELEN Louis (NED) , LEGA Simone (ITA)

Team: GER - Germany (black)

Head Coach: POKORNY Andreas

S1 47 KUNST Simon		
22 MUEHLHANS Veit		
S2 6 RAEDLER Hugo +A	S3 69 SKLORZ Lucas	
S4 3 DISVELD Bas +C	S5 43 HERING Bernhard	S6 77 WEDDE Joerg +A
52 PABST Robert		83 PILZ Christian
8 RENNHACK Frank	33 KUHLE-LAUENSTEIN Ingo	97 SCHRADER Felix
		11 WOLFF Jacob

Team: JPN - Japan (white)

Head Coach: NOBUTA Kenji

S1 39 NAGASE Mitsuru		
41 ODAJIMA Osamu		
S2 5 NIITSU Kazuyoshi	S3 96 KUMAGAI Masaharu +A	
S4 8 ISHIKAWA Yudai	S5 13 YOSHIKAWA Mamoru	S6 40 SHIOYA Yoshihiro +A
24 SUDO Satoru		25 MISAWA Eiji
16 SHIBA Taimei	58 NAKAMURA Shunsuke	70 KODAMA Nao +C
		72 NASU Norihiko
1 KANEKO Mikio	46 MASAHASHI Yukio	

## Legend:

Sn Starting position

+A Assistant captain

+C Captain



FRI 17 SEP 2021

Start Time 13:30

End Time 15:06

Round Robin, Game 2



## Game Summary

GER - JPN 7 - 0 (3 - 0 , 1 - 0 , 3 - 0)

Spectators	Referee	Linesmen
	DANIELSEN Kenneth (NOR)	BEELEN Louis (NED) , LEGA Simone (ITA)

## Team Statistics

Period	Score	SVS	SOG	PIM	TPP	PPG	SHG
1	3 : 0	1 : 4	7 : 1	0 : 2	02:00 : 00:00	0 : 0	0 : 0
2	1 : 0	5 : 8	9 : 5	4 : 4	03:45 : 02:32	0 : 0	0 : 0
3	3 : 0	5 : 8	11 : 5	2 : 4	01:11 : 02:00	2 : 0	0 : 0
<b>Total</b>	<b>7 : 0</b>	<b>11 : 20</b>	<b>27 : 11</b>	<b>6 : 10</b>	<b>06:56 : 04:32</b>	<b>2 : 0</b>	<b>0 : 0</b>

## 1st Period

Action	Time	ET/Res	Team	Type	No.	Name	(G)	Name of Assistant(s) / Action Description
GK	00:00		JPN		39	NAGASE M		- Goalkeeper in
GK	00:00		GER		47	KUNST S		- Goalkeeper in
<b>Goal</b>	<b>00:52</b>	<b>1 : 0</b>	<b>GER</b>	<b>EQ</b>	<b>3</b>	<b>DISVELD B</b>	(1)	77 WEDDE J On Ice GER 47 3 6 43 69 77 JPN 39 5 8 13 40 96
<b>Goal</b>	<b>01:44</b>	<b>2 : 0</b>	<b>GER</b>	<b>EQ</b>	<b>8</b>	<b>RENNHACK F</b>	(1)	97 SCHRADER F On Ice GER 47 8 33 52 69 97 33 KUHLI-LAUENSTEIN I JPN 39 16 24 25 58 70
<b>Goal</b>	<b>05:06</b>	<b>3 : 0</b>	<b>GER</b>	<b>EQ</b>	<b>6</b>	<b>RAEDLER H</b>	(1)	77 WEDDE J On Ice GER 47 3 6 43 52 77 JPN 39 5 8 13 16 40
Penalty	10:57	12:57	JPN	2 min.	70	KODAMA N		- Holding an opponent

## 2nd Period

Action	Time	ET/Res	Team	Type	No.	Name	(G)	Name of Assistant(s) / Action Description
<b>Goal</b>	<b>17:09</b>	<b>4 : 0</b>	<b>GER</b>	<b>EQ</b>	<b>97</b>	<b>SCHRADER F</b>	(1)	69 SKLORZ L On Ice GER 47 8 33 52 69 97 JPN 39 16 24 25 58 70
Penalty	19:32	21:32	GER	2 min.	97	SCHRADER F		- Interference
Penalty	20:19	22:19	GER	2 min.	52	PABST R		- Interference
Penalty	22:04	24:04	JPN	2 min.	96	KUMAGAI M		- Interference
Penalty	27:28	29:28	JPN	2 min.	25	MISAWA E		- Roughing

## 3rd Period

Action	Time	ET/Res	Team	Type	No.	Name	(G)	Name of Assistant(s) / Action Description
<b>Goal</b>	<b>31:43</b>	<b>5 : 0</b>	<b>GER</b>	<b>EQ</b>	<b>97</b>	<b>SCHRADER F</b>	(2)	69 SKLORZ L On Ice GER 47 8 33 52 69 97 JPN 39 5 8 24 58 70
Penalty	35:24	37:24	GER	2 min.	8	RENNHACK F		- Interference
Penalty	39:50	40:02	JPN	2 min.	96	KUMAGAI M		- Holding an opponent
<b>Goal</b>	<b>40:02</b>	<b>6 : 0</b>	<b>GER</b>	<b>PP1</b>	<b>43</b>	<b>HERING B</b>	(1)	69 SKLORZ L On Ice GER 47 3 43 52 69 77 JPN 39 24 25 58 70 *
Penalty	43:06	44:05	JPN	2 min.	1	KANEKO M		- Interference
<b>Goal</b>	<b>44:05</b>	<b>7 : 0</b>	<b>GER</b>	<b>PP1</b>	<b>77</b>	<b>WEDDE J</b>	(1)	97 SCHRADER F On Ice GER 47 11 43 52 77 97 52 PABST R JPN 39 25 58 70 96 *
GK	45:00		GER					47 KUNST S - Goalkeeper out
GK	45:00		JPN					39 NAGASE M - Goalkeeper out

## Goalkeeper Records

Team : GER - Germany

No.	Name	SOG	SVS	MIP
47	KUNST Simon	11	11	45:00
22	MUEHLHANS Veit			

Team : JPN - Japan

No.	Name	SOG	SVS	MIP
39	NAGASE Mitsuru	27	20	45:00
41	ODAJIMA Osamu			

## Game Statistics

Team : GER (black)																	
Head Coach : POKORNY Andreas												Shots on Goal					
No.	Pos.	Name	Gen	G	A	P	PIM	FO+	FO-	FO+/-	FO%	1	2	3	OT	TS	+/-
3	F	DISVELD Bas +C	M	1	0	1	0	1	0	1	100.00	1	1	0		2	+2
6	D	RAEDLER Hugo +A	M	1	0	1	0	0	0	0	0.00	1	0	0		1	+2



FRI 17 SEP 2021

Start Time 13:30

End Time 15:06

Round Robin, Game 2



Head Coach : POKORNY Andreas

No.	Pos.	Name	Gen	G	A	P	PIM	FO+	FO-	FO+/-	FO%	Shots on Goal					+/-
												1	2	3	OT	TS	
43	F	HERING Bernhard	M	1	0	1	0	13	7	6	65.00	1	0	2		3	+2
69	D	SKLORZ Lucas	M	0	3	3	0	0	0	0	0.00	0	1	1		2	+4
77	F	WEDDE Joerg +A	M	1	2	3	0	0	0	0	0.00	0	0	6		6	+2
8	F	RENNHACK Frank (BP)	M	1	0	1	2	9	6	3	60.00	2	0	0		2	+3
33	F	KUHLE-LAUENSTEIN Ingo	M	0	1	1	0	0	1	-1	0.00	0	3	0		3	+3
52	D	PABST Robert	M	0	1	1	2	0	0	0	0.00	0	1	0		1	+4
83	D	PILZ Christian	M	0	0	0	0	0	0	0	0.00	0	0	0		0	0
97	F	SCHRADER Felix	M	2	2	4	2	0	0	0	0.00	2	3	2		7	+3
11	F	WOLFF Jacob	M	0	0	0	0	0	0	0	0.00	0	0	0		0	0
22	GK	MUEHLHANS Veit	M	0	0	0	0					0	0	0		0	
47	GK	KUNST Simon	M	0	0	0	0					0	0	0		0	
<b>Total</b>				<b>7</b>	<b>9</b>	<b>16</b>	<b>6</b>	<b>23</b>	<b>14</b>	<b>9</b>	<b>62.16</b>	<b>7</b>	<b>9</b>	<b>11</b>		<b>27</b>	

Team : JPN (white)

Head Coach : NOBUTA Kenji

No.	Pos.	Name	Gen	G	A	P	PIM	FO+	FO-	FO+/-	FO%	Shots on Goal					+/-
												1	2	3	OT	TS	
5	F	NIITSU Kazuyoshi	M	0	0	0	0	0	0	0	0.00	0	1	0		1	-3
8	F	ISHIKAWA Yudai	M	0	0	0	0	0	0	0	0.00	0	1	0		1	-3
13	F	YOSHIKAWA Mamoru (BP)	M	0	0	0	0	6	13	-7	31.58	0	0	0		0	-2
40	F	SHIOYA Yoshihiro +A	M	0	0	0	0	0	0	0	0.00	0	0	0		0	-2
96	D	KUMAGAI Masaharu +A	M	0	0	0	4	0	0	0	0.00	1	3	2		6	-1
16	F	SHIBA Taimei	M	0	0	0	0	0	0	0	0.00	0	0	0		0	-3
24	D	SUDO Satoru	M	0	0	0	0	1	0	1	100.00	0	0	0		0	-3
25	D	MISAWA Eiji	M	0	0	0	2	0	1	-1	0.00	0	0	0		0	-2
58	F	NAKAMURA Shunsuke	M	0	0	0	0	7	9	-2	43.75	0	0	1		1	-3
70	F	KODAMA Nao +C	M	0	0	0	2	0	0	0	0.00	0	0	2		2	-3
1	F	KANEKO Mikio	M	0	0	0	2	0	0	0	0.00	0	0	0		0	0
46	F	MASAHASHI Yukio	M	0	0	0	0	0	0	0	0.00	0	0	0		0	0
72	D	NASU Norihiko	M	0	0	0	0	0	0	0	0.00	0	0	0		0	0
39	GK	NAGASE Mitsuru	M	0	0	0	0					0	0	0		0	
41	GK	ODAJIMA Osamu	M	0	0	0	0					0	0	0		0	
<b>Total</b>				<b>0</b>	<b>0</b>	<b>0</b>	<b>10</b>	<b>14</b>	<b>23</b>	<b>-9</b>	<b>37.84</b>	<b>1</b>	<b>5</b>	<b>5</b>		<b>11</b>	

## Round Robin

R	Team	GP	W	OTW	OTL	L	GDF	GF:GA	PTS
1	CHN	1	1	0	0	0	+18	18 : 0	3
2	GER	1	1	0	0	0	+7	7 : 0	3
3	JPN	1	0	0	0	1	-7	0 : 7	0
4	POL	1	0	0	0	1	-18	0 : 18	0
-	SWE	0							
-	FIN	0							

	CHN	FIN	GER	JPN	POL	SWE
CHN	*****	SAT 18 SEP 13:30	WED 22 SEP 13:30	SUN 19 SEP 10:00	18:0	TUE 21 SEP 17:00
FIN	SAT 18 SEP 13:30	*****	SUN 19 SEP 13:30	TUE 21 SEP 13:30	WED 22 SEP 10:00	FRI 17 SEP 17:00
GER	WED 22 SEP 13:30	SUN 19 SEP 13:30	*****	7:0	TUE 21 SEP 10:00	SAT 18 SEP 17:00
JPN	SUN 19 SEP 10:00	TUE 21 SEP 13:30	0:7	*****	SAT 18 SEP 10:00	WED 22 SEP 17:00
POL	0:18	WED 22 SEP 10:00	TUE 21 SEP 10:00	SAT 18 SEP 10:00	*****	SUN 19 SEP 17:00
SWE	TUE 21 SEP 17:00	FRI 17 SEP 17:00	SAT 18 SEP 17:00	WED 22 SEP 17:00	SUN 19 SEP 17:00	*****

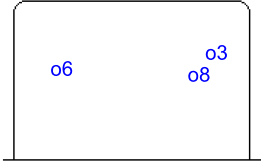
## Legend:

<b>(G)</b> Goals in tournament	<b>*</b> does not count for Plus/minus	<b>+/-</b> Plus/minus net	<b>+A</b> Assistant captain
<b>+C</b> Captain	<b>A</b> Assists	<b>D</b> Defence	<b>EQ</b> Equal strength
<b>ET/Res</b> Penalty end time/Result of game	<b>F</b> Forward	<b>FO-</b> Face-offs lost	<b>FO%</b> Face-offs won as percentage
<b>FO+</b> Face-offs won	<b>FO+/-</b> Face-offs net	<b>G</b> Goals	<b>GA</b> Goals against
<b>GDF</b> Goal difference	<b>Gen</b> Gender	<b>GF</b> Goals for	<b>GK</b> Goalkeeper
<b>GP</b> Games played	<b>L</b> Losses	<b>M</b> Male	<b>MIP</b> Minutes in play (GK)
<b>No.</b> Jersey number	<b>OT</b> Overtime	<b>OTL</b> Overtime losses	<b>OTW</b> Overtime wins
<b>P</b> Points	<b>PIM</b> Penalties in minutes	<b>Pos.</b> Position	<b>PP1</b> Power play - 1 player
<b>PPG</b> Power play goals	<b>PTS</b> Points	<b>R</b> Rank	<b>SHG</b> Shorthanded goals
<b>SOG</b> Shots on goal	<b>SVS</b> Saves	<b>TPP</b> Time on power play	<b>TS</b> Total shots
<b>W</b> Wins			



Shot Chart  
GER - JPN

Shots by GER  
Goals (o): 3  
SSP (<): 0  
SSG (+): 4  
SPG (-): 6




GK 39 of JPN



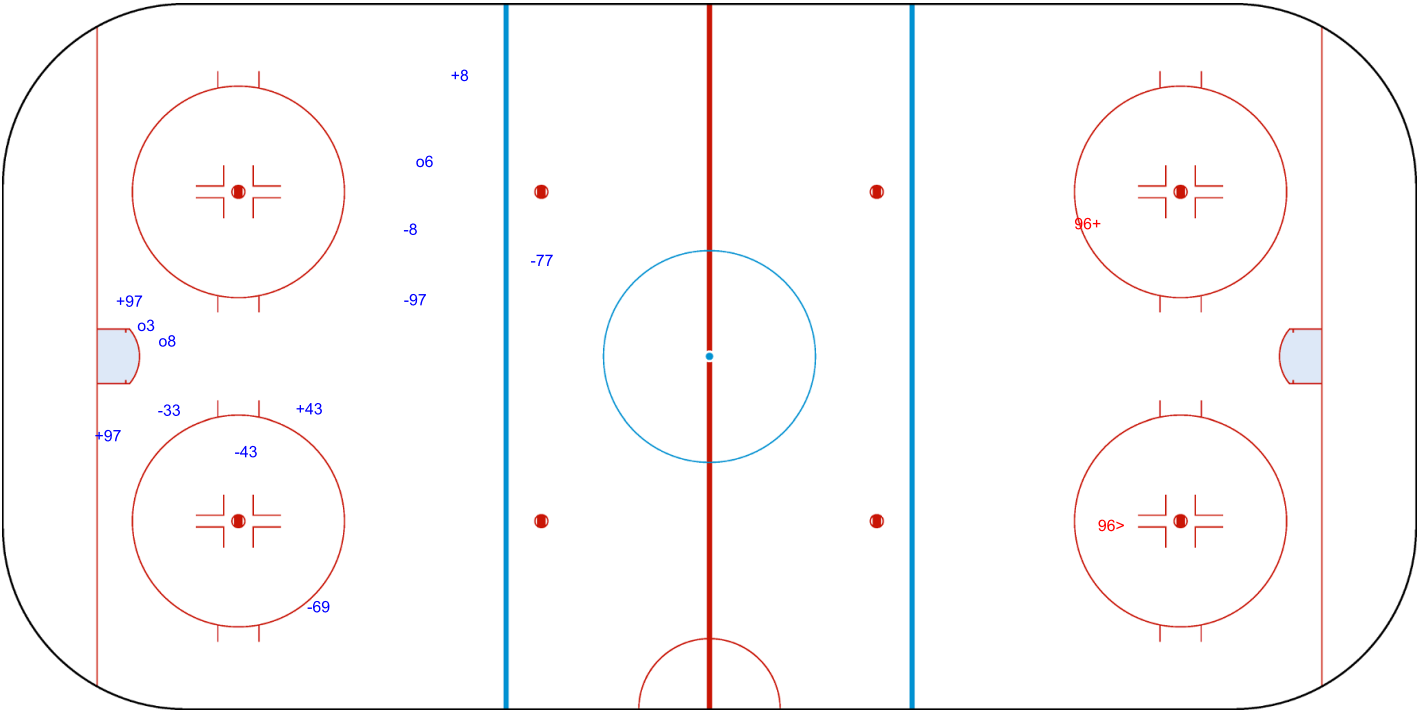
Period: 1



Shots by JPN  
Goals (o): 0  
SSP (>): 1  
SSG (+): 1  
SPG (-): 0



GK 47 of GER



Legend:		SPG		SSG		SSP	
GK	Goalkeeper		Shots past goal		Shots saved by goalkeeper		Shots saved by player



## Shot Chart

GER - JPN

Shots by JPN

Goals (o): 0

SSP (<): 1

SSG (+): 5

SPG (-): 1



GK 47 of GER



Period: 2




Shots by GER

Goals (o): 1

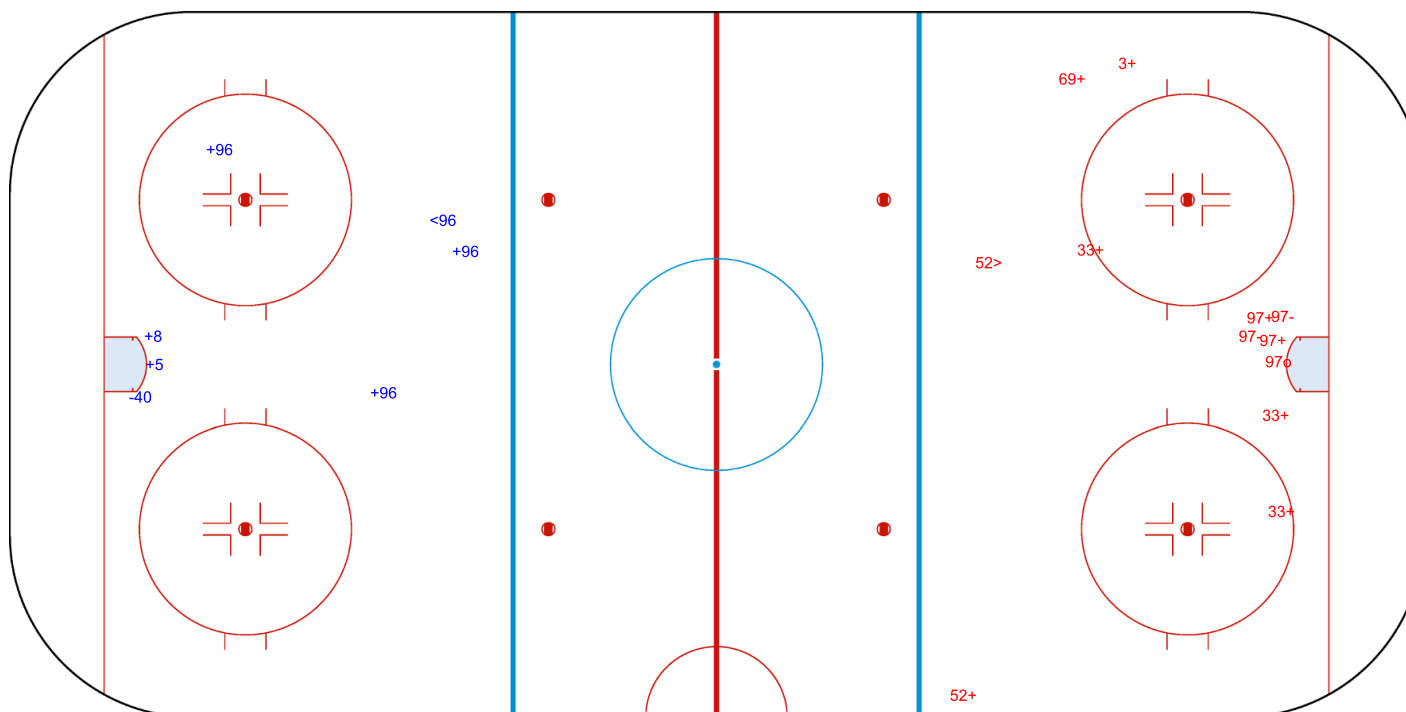
SSP (>): 1

SSG (+): 8

SPG (-): 2



GK 39 of JPN



### Legend:

**GK**

Goalkeeper

**SPG**

Shots past goal

**SSG**

Shots saved by goalkeeper

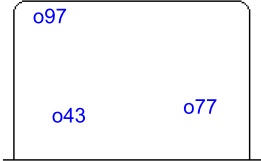
**SSP**

Shots saved by player



Shot Chart  
GER - JPN

Shots by GER  
Goals (o): 3  
SSP (<): 0  
SSG (+): 8  
SPG (-): 2




GK 39 of JPN



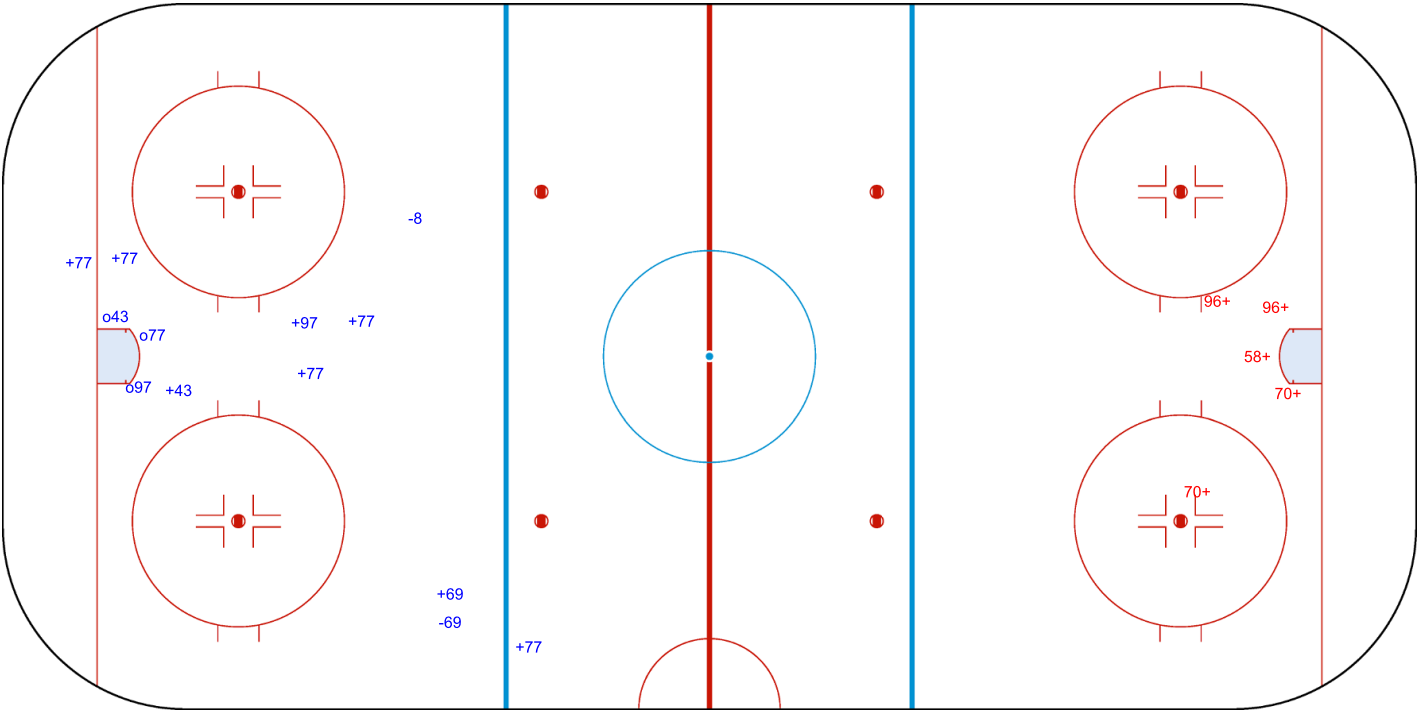
Period: 3



Shots by JPN  
Goals (o): 0  
SSP (>): 0  
SSG (+): 5  
SPG (-): 0



GK 47 of GER



Legend:							
GK	Goalkeeper	SPG	Shots past goal	SSG	Shots saved by goalkeeper	SSP	Shots saved by player



## Face-off Chart

## GER - JPN

## PERIOD 1

	GER		JPN		GER		JPN		GER		JPN		
	Def. zone	Att. zone	Def. zone	Att. zone	Def. zone	Att. zone	Def. zone	Att. zone	Def. zone	Att. zone	Def. zone	Att. zone	
Total wins / period	- 8	+ 58	+ 43	- 13	- 43	+ 13	- 43	+ 13	- 43	+ 13	- 43	+ 13	Total wins all zones
	- 8	+ 13	+ 8	- 58	+ 43	- 13	+ 43	- 13	+ 8	- 25	+ 43	- 13	
			- 43	+ 13	+ 43	- 13	+ 43	- 13	+ 8	- 25	+ 43	- 13	
			- 8	+ 58	+ 8	- 58	- 43	+ 13	+ 8	- 25	+ 43	- 13	
			+ 8	- 58	+ 43	- 13	+ 43	- 13	+ 8	- 25	+ 43	- 13	
	0 / 0%	2 / 100%	3 / 60%	2 / 40%	4 / 80%	1 / 20%	7 / 58%	5 / 42%					

## PERIOD 2

	GER		JPN		GER		JPN		GER		JPN		
	Def. zone	Att. zone	Def. zone	Att. zone	Def. zone	Att. zone	Def. zone	Att. zone	Def. zone	Att. zone	Def. zone	Att. zone	
Total wins / period	+ 43	- 13	+ 43	- 13	+ 8	- 58	+ 43	- 58	+ 8	- 13	+ 43	- 13	Total wins all zones
	- 43	+ 58	+ 43	- 58	+ 43	- 58	+ 43	- 58	+ 8	- 13	+ 43	- 13	
	+ 3	- 13	+ 8	- 13	+ 8	- 13	+ 8	- 13	+ 8	- 13	+ 43	- 13	
	+ 43	- 13	+ 8	- 13	+ 8	- 13	+ 8	- 13	+ 8	- 13	+ 43	- 13	
			+ 43	- 58	+ 8	- 58	+ 43	- 58	+ 8	- 13	+ 43	- 13	
	3 / 75%	1 / 25%	5 / 100%	0 / 0%	4 / 80%	1 / 20%	12 / 86%	2 / 14%					

## PERIOD 3

	GER		JPN		GER		JPN		GER		JPN		
	Def. zone	Att. zone	Def. zone	Att. zone	Def. zone	Att. zone	Def. zone	Att. zone	Def. zone	Att. zone	Def. zone	Att. zone	
Total wins / period	- 43	+ 58	- 43	+ 13	+ 43	- 58	+ 43	- 58	+ 43	- 58	+ 43	- 58	Total wins all zones
	- 43	+ 58	- 8	+ 58	+ 43	- 13	+ 43	- 13	+ 43	- 58	+ 43	- 58	
			- 8	+ 13	+ 43	- 58	+ 43	- 58	+ 43	- 58	+ 43	- 58	
			+ 8	- 58	+ 43	- 58	+ 43	- 58	+ 43	- 58	+ 43	- 58	
			- 8	+ 13	+ 43	- 58	+ 43	- 58	+ 43	- 58	+ 43	- 58	
	0 / 0%	2 / 100%	1 / 20%	4 / 80%	3 / 75%	1 / 25%	4 / 36%	7 / 64%					

## TOTAL

	GER		JPN		GER		JPN		GER		JPN		
	Def. zone	Att. zone	Def. zone	Att. zone	Def. zone	Att. zone	Def. zone	Att. zone	Def. zone	Att. zone	Def. zone	Att. zone	
Total wins / game	3 / 38%	5 / 62%	9 / 60%	6 / 40%	11 / 79%	3 / 21%	23 / 62%	14 / 38%					Total wins all zones





## HEAD TO HEAD

JPN										
No.	13	24	25	58	Tot	wins GER	Dz	Nz	Az	
GER	3	1 - 0			1	1 100%	1 100%			
	8	4 - 3		1 - 0	15	9 60%	0 0%	5 56%	4 100%	
	33		0 - 1		1	0 0%			0 0%	
	43	8 - 3			20	13 65%	2 40%	4 67%	7 78%	
	Tot	19	1	1	37	23 62%	3 38%	9 60%	11 79%	
	wins JPN	6 32%	1 100%	0 0%	7 44%	14 38%				
	Dz	1 14%	1 100%	0 0%	1 20%	3 21%				
	Nz	4 50%			2 29%	6 40%				
	Az	1 25%			4 100%	5 62%				

## Legend:

**Az** Attacking zone      **Dz** Defending zone      **No.** Jersey number      **Nz** Neutral zone      **Tot** Total face-offs played



## Game Roster

## FIN - SWE

## Referee

WEBINGER Kevin (CAN)

## Linesmen

FAZEKAS Tibor (SRB) , VANEK Jan (CZE)

## Goalkeepers

## Team: FIN

No.	Name	Gen	GP	MIP	GA	SVS	SOG	SVS%	GAA
5	HEIKKILA Pasi	M	0	00:00	0	0	0	0.00	0.00
35	KARKO Timo	M	0	00:00	0	0	0	0.00	0.00

## Team Roster

## Team: FIN (white)

No.	Pos.	Name	Gen	GP	G	A	PTS	PIM	+/-
5	GK	HEIKKILA Pasi	M	0	0	0	0	0	
6	F	VESIKANSA Markku	M	0	0	0	0	0	0
8	D	ROPONEN Jani	M	0	0	0	0	0	0
12	D	PAKARINEN Lasse	M	0	0	0	0	0	0
13	F	HIRVELA Markku	M	0	0	0	0	0	0
15	D	KURKI Leevi	M	0	0	0	0	0	0
17	F	KANGASTIE Harri	M	0	0	0	0	0	0
25	D	HIMANEN Juhamatti	M	0	0	0	0	0	0
26	F	ROVIO Eemi	M	0	0	0	0	0	0
35	GK	KARKO Timo	M	0	0	0	0	0	0
36	F	LEHTO Markus	M	0	0	0	0	0	0
97	F	SILEN Niko	M	0	0	0	0	0	0

Head Coach: HARKALA Jari

## Team: SWE

No.	Name	Gen	GP	MIP	GA	SVS	SOG	SVS%	GAA
5	NILSSON Ulf	M	0	00:00	0	0	0	0.00	0.00
22	SIREN Staffan	M	0	00:00	0	0	0	0.00	0.00

## Team: SWE (blue)

No.	Pos.	Name	Gen	GP	G	A	PTS	PIM	+/-
3	D	INGVARSSON Niklas	M	0	0	0	0	0	0
5	GK	NILSSON Ulf	M	0	0	0	0	0	
6	D	NILSSON Peter	M	0	0	0	0	0	0
10	F	MENG Robin	M	0	0	0	0	0	0
11	D	LUNDGREN Rasmus	M	0	0	0	0	0	0
15	F	HEDBERG Christian	M	0	0	0	0	0	0
18	F	OJALA Peter	M	0	0	0	0	0	0
19	D	WISTRAND Anders	M	0	0	0	0	0	0
22	GK	SIREN Staffan	M	0	0	0	0	0	
37	D	STRANDMARK Johan	M	0	0	0	0	0	0
93	F	DICKSON GYLLSTEN Maximilian	M	0	0	0	0	0	0

Head Coach: LAHTINEN Timo

## Legend:

<b>A</b> Assists	<b>D</b> Defence	<b>F</b> Forward	<b>G</b> Goals
<b>GA</b> Goals against	<b>GAA</b> Goals against as average per 45 minutes	<b>Gen</b> Gender	<b>GK</b> Goalkeeper
<b>GP</b> Games played	<b>M</b> Male	<b>MIP</b> Minutes and seconds played	<b>No.</b> Jersey number
<b>PIM</b> Penalties in minutes	<b>Pos.</b> Position	<b>PTS</b> Points	<b>SOG</b> Shots on goal
<b>SVS</b> Saves	<b>SVS%</b> Saves in percentage	<b>+/-</b> Plus/minus net	



## Line-ups

## FIN - SWE

## Referee

WEBINGER Kevin (CAN)

## Linesmen

FAZEKAS Tibor (SRB) , VANEK Jan (CZE)

## Goalkeepers

Team: FIN

No.	Name	Gen
35	KARKO Timo	M
5	HEIKKILA Pasi	M

## Team Line-ups

Team: FIN (white)

No.	Pos.	Name	Gen
8	D	ROPONEN Jani	M
12	D	PAKARINEN Lasse +A	M
13	F	HIRVELA Markku +A	M
17	F	KANGASTIE Harri +C	M
26	F	ROVIO Eemi	M
15	D	KURKI Leevi	M
25	D	HIMANEN Juhamatti	M
6	F	VESIKANSA Markku	M
36	F	LEHTO Markus	M
97	F	SILEN Niko	M

Head Coach: HARKALA Jari

Team: SWE

No.	Name	Gen
5	NILSSON Ulf	M
22	SIREN Staffan	M

Team: SWE (blue)

No.	Pos.	Name	Gen
3	D	INGVARSSON Niklas +A	M
6	D	NILSSON Peter +A	M
11	D	LUNDGREN Rasmus	M
10	F	MENG Robin	M
93	F	DICKSON GYLLSTEN Maximilian	M
19	D	WISTRAND Anders	M
37	D	STRANDMARK Johan	M
15	F	HEDBERG Christian	M
18	F	OJALA Peter +C	M

Head Coach: LAHTINEN Timo

## Legend:

<b>D</b>	Defence	<b>F</b>	Forward	<b>Gen</b>	Gender	<b>M</b>	Male
<b>No.</b>	Jersey number	<b>Pos.</b>	Position	<b>+A</b>	Assistant captain	<b>+C</b>	Captain



## Graphical Line-ups

## FIN - SWE

## Referee

WEBINGER Kevin (CAN)

## Linesmen

FAZEKAS Tibor (SRB) , VANEK Jan (CZE)

Team: FIN - Finland (white)

Head Coach: HARKALA Jari

S1 35 KARKO Timo		
5 HEIKKILA Pasi		
S2 8 ROPONEN Jari	S3 12 PAKARINEN Lasse +A	
S4 13 HIRVELA Markku +A	S5 17 KANGASTIE Harri +C	S6 26 ROVIO Eemi
15 KURKI Leevi		25 HIMANEN Juhamatti
6 VESIKANSA Markku	36 LEHTO Markus	97 SILEN Niko

Team: SWE - Sweden (blue)

Head Coach: LAHTINEN Timo

S1 5 NILSSON Ulf		
22 SIREN Staffan		
S2 3 INGVARSSON Niklas +A	S3 6 NILSSON Peter +A	
S4 10 MENG Robin	S5 11 LUNDGREN Rasmus	S6 93 DICKSON GYLLSTEN Maximilian
15 HEDBERG Christian		37 STRANDMARK Johan
18 OJALA Peter +C	19 WISTRAND Anders	

## Legend:

Sn Starting position

+A Assistant captain

+C Captain



FRI 17 SEP 2021

Start Time 17:00

End Time 18:36

Round Robin, Game 3



## Game Summary

FIN - SWE 0 - 6 (0 - 2, 0 - 2, 0 - 2)

Spectators	Referee	Linesmen
150	WEBINGER Kevin (CAN)	FAZEKAS Tibor (SRB) , VANEK Jan (CZE)

## Team Statistics

Period	Score	SVS	SOG	PIM	TPP	PPG	SHG
1	0 : 2	6 : 4	4 : 8	0 : 4	04:00 : 00:00	0 : 0	0 : 0
2	0 : 2	7 : 1	1 : 9	0 : 2	02:00 : 00:00	0 : 0	0 : 0
3	0 : 2	6 : 0	0 : 8	4 : 2	02:00 : 04:00	0 : 0	0 : 0
<b>Total</b>	<b>0 : 6</b>	<b>19 : 5</b>	<b>5 : 25</b>	<b>4 : 8</b>	<b>08:00 : 04:00</b>	<b>0 : 0</b>	<b>0 : 0</b>

## 1st Period

Action	Time	ET/Res	Team	Type	No.	Name	(G)	Name of Assistant(s) / Action Description
GK	00:00		FIN		35	KARKO T		- Goalkeeper in
GK	00:00		SWE		5	NILSSON U		- Goalkeeper in
Penalty	05:38	07:38	SWE	2 min.	93	DICKSON GYLLSTEN M		- Interference on a Goalkeeper
Penalty	09:29	11:29	SWE	2 min.	3	INGVARSSON N		- Unsportsmanlike Conduct
<b>Goal</b>	<b>12:34</b>	<b>0 : 1</b>	<b>SWE</b>	<b>EQ</b>	<b>3</b>	<b>INGVARSSON N</b>	(1)	93 DICKSON GYLLSTEN On Ice FIN 35 6 8 13 25 97 M SWE 5 3 6 10 11 93 10 MENG R
<b>Goal</b>	<b>14:46</b>	<b>0 : 2</b>	<b>SWE</b>	<b>EQ</b>	<b>11</b>	<b>LUNDGREN R</b>	(1)	93 DICKSON GYLLSTEN On Ice FIN 35 12 13 17 25 26 M SWE 5 3 6 10 11 93 10 MENG R

## 2nd Period

Action	Time	ET/Res	Team	Type	No.	Name	(G)	Name of Assistant(s) / Action Description
Penalty	19:01	21:01	SWE	2 min.	37	STRANDMARK J		- Interference
<b>Goal</b>	<b>26:05</b>	<b>0 : 3</b>	<b>SWE</b>	<b>EQ</b>	<b>93</b>	<b>DICKSON GYLLSTEN M</b>	(1)	10 MENG R On Ice FIN 35 6 8 25 26 36 SWE 5 6 10 11 37 93
<b>Goal</b>	<b>29:39</b>	<b>0 : 4</b>	<b>SWE</b>	<b>EQ</b>	<b>10</b>	<b>MENG R</b>	(1)	93 DICKSON GYLLSTEN On Ice FIN 35 6 8 12 26 36 M SWE 5 3 6 10 11 93 3 INGVARSSON N

## 3rd Period

Action	Time	ET/Res	Team	Type	No.	Name	(G)	Name of Assistant(s) / Action Description
<b>Goal</b>	<b>30:16</b>	<b>0 : 5</b>	<b>SWE</b>	<b>EQ</b>	<b>10</b>	<b>MENG R</b>	(2)	11 LUNDGREN R On Ice FIN 35 8 13 15 17 25 3 INGVARSSON N SWE 5 3 6 10 11 93
<b>Goal</b>	<b>31:02</b>	<b>0 : 6</b>	<b>SWE</b>	<b>EQ</b>	<b>10</b>	<b>MENG R</b>	(3)	6 NILSSON P On Ice FIN 35 8 13 15 17 25 SWE 5 3 6 10 11 93
Penalty	35:36	37:36	FIN	2 min.	12	PAKARINEN L		- Hooking
Penalty	37:42	39:42	FIN	2 min.	8	ROPONEN J		- Teeing
Penalty	41:18	43:18	SWE	2 min.	15	HEDBERG C		- Hooking
GK	45:00		FIN					35 KARKO T - Goalkeeper out
GK	45:00		SWE					5 NILSSON U - Goalkeeper out

## Goalkeeper Records

Team : FIN - Finland

No.	Name	SOG	SVS	MIP
35	KARKO Timo	25	19	45:00
5	HEIKKILA Pasi			

Team : SWE - Sweden

No.	Name	SOG	SVS	MIP
5	NILSSON Ulf	5	5	45:00
22	SIREN Staffan			

## Game Statistics

Team : FIN (white)

Head Coach : HARKALA Jari

Head Coach : HARKALA Jari												Shots on Goal					
No.	Pos.	Name	Gen	G	A	P	PIM	FO+	FO-	FO+/-	FO%	1	2	3	OT	TS	+/-
8	D	ROPONEN Jari	M	0	0	0	2	0	0	0	0.00	1	0	0		1	-5
12	D	PAKARINEN Lasse +A	M	0	0	0	2	0	1	-1	0.00	0	0	0		0	-2
13	F	HIRVELA Markku +A	M	0	0	0	0	0	0	0	0.00	0	0	0		0	-4



FRI 17 SEP 2021

Start Time 17:00

End Time 18:36

Round Robin, Game 3



Head Coach : HARKALA Jari

Head Coach : HARKALA Jari												Shots on Goal					
No.	Pos.	Name	Gen	G	A	P	PIM	FO+	FO-	FO+/-	FO%	1	2	3	OT	TS	+/-
17	F	KANGASTIE Harri +C	M	0	0	0	0	8	8	0	50.00	0	0	0		0	-3
26	F	ROVIO Eemi	M	0	0	0	0	0	0	0	0.00	2	0	0		2	-3
6	F	VESIKANSA Markku	M	0	0	0	0	1	1	0	50.00	0	0	0		0	-3
15	D	KURKI Leevi	M	0	0	0	0	0	0	0	0.00	0	0	0		0	-2
25	D	HIMANEN Juhamatti	M	0	0	0	0	0	0	0	0.00	0	0	0		0	-5
36	F	LEHTO Markus	M	0	0	0	0	1	10	-9	9.09	1	0	0		1	-2
97	F	SILEN Niko	M	0	0	0	0	0	0	0	0.00	0	1	0		1	-1
5	GK	HEIKKILA Pasi	M	0	0	0	0					0	0	0		0	
35	GK	KARKO Timo (BP)	M	0	0	0	0					0	0	0		0	
Total				0	0	0	4	10	20	-10	33.33	4	1	0		5	

Team : SWE (blue)

Head Coach : LAHTINEN Timo

Head Coach : LAHTINEN Timo												Shots on Goal					
No.	Pos.	Name	Gen	G	A	P	PIM	FO+	FO-	FO+/-	FO%	1	2	3	OT	TS	+/-
3	D	INGVARSSON Niklas +A	M	1	2	3	2	4	1	3	80.00	1	2	1		4	+5
6	D	NILSSON Peter +A	M	0	1	1	0	0	0	0	0.00	2	0	3		5	+6
10	F	MENG Robin (BP)	M	3	3	6	0	0	0	0	0.00	1	2	2		5	+6
11	D	LUNDGREN Rasmus	M	1	1	2	0	12	9	3	57.14	2	1	2		5	+6
93	F	DICKSON GYLLSTEN Maximilian	M	1	3	4	2	2	0	2	100.00	0	4	0		4	+6
15	F	HEDBERG Christian	M	0	0	0	2	2	0	2	100.00	0	0	0		0	0
18	F	OJALA Peter +C	M	0	0	0	0	0	0	0	0.00	2	0	0		2	0
19	D	WISTRAND Anders	M	0	0	0	0	0	0	0	0.00	0	0	0		0	0
37	D	STRANDMARK Johan	M	0	0	0	2	0	0	0	0.00	0	0	0		0	+1
5	GK	NILSSON Ulf	M	0	0	0	0					0	0	0		0	
22	GK	SIREN Staffan	M	0	0	0	0					0	0	0		0	
Total				6	10	16	8	20	10	10	66.67	8	9	8		25	

## Round Robin

R	Team	GP	W	OTW	OTL	L	GDF	GF:GA	PTS
1	CHN	1	1	0	0	0	+18	18 : 0	3
2	GER	1	1	0	0	0	+7	7 : 0	3
3	SWE	1	1	0	0	0	+6	6 : 0	3
4	FIN	1	0	0	0	1	-6	0 : 6	0
5	JPN	1	0	0	0	1	-7	0 : 7	0
6	POL	1	0	0	0	1	-18	0 : 18	0

	CHN	FIN	GER	JPN	POL	SWE
CHN	*****	SAT 18 SEP 13:30	WED 22 SEP 13:30	SUN 19 SEP 10:00	18:0	TUE 21 SEP 17:00
FIN	SAT 18 SEP 13:30	*****	SUN 19 SEP 13:30	TUE 21 SEP 13:30	WED 22 SEP 10:00	0:6
GER	WED 22 SEP 13:30	SUN 19 SEP 13:30	*****	7:0	TUE 21 SEP 10:00	SAT 18 SEP 17:00
JPN	SUN 19 SEP 10:00	TUE 21 SEP 13:30	0:7	*****	SAT 18 SEP 10:00	WED 22 SEP 17:00
POL	0:18	WED 22 SEP 10:00	TUE 21 SEP 10:00	SAT 18 SEP 10:00	*****	SUN 19 SEP 17:00
SWE	TUE 21 SEP 17:00	6:0	SAT 18 SEP 17:00	WED 22 SEP 17:00	SUN 19 SEP 17:00	*****

## Legend:

<b>(G)</b> Goals in tournament	<b>+/-</b> Plus/minus net	<b>+A</b> Assistant captain	<b>+C</b> Captain
<b>A</b> Assists	<b>D</b> Defence	<b>EQ</b> Equal strength	<b>ET/Res</b> Penalty end time/Result of game
<b>F</b> Forward	<b>FO-</b> Face-offs lost	<b>FO%</b> Face-offs won as percentage	<b>FO+</b> Face-offs won
<b>FO+/-</b> Face-offs net	<b>G</b> Goals	<b>GA</b> Goals against	<b>GDF</b> Goal difference
<b>Gen</b> Gender	<b>GF</b> Goals for	<b>GK</b> Goalkeeper	<b>GP</b> Games played
<b>L</b> Losses	<b>M</b> Male	<b>MIP</b> Minutes in play (GK)	<b>No.</b> Jersey number
<b>OT</b> Overtime	<b>OTL</b> Overtime losses	<b>OTW</b> Overtime wins	<b>P</b> Points
<b>PIM</b> Penalties in minutes	<b>Pos.</b> Position	<b>PPG</b> Power play goals	<b>PTS</b> Points
<b>R</b> Rank	<b>SHG</b> Shorthanded goals	<b>SOG</b> Shots on goal	<b>SVS</b> Saves
<b>TPP</b> Time on power play	<b>TS</b> Total shots	<b>W</b> Wins	



### Shot Chart

**FIN - SWE**

Shots by FIN

Goals (o): 0

SSP (&lt;): 0

SSG (+): 4

SPG (-): 1



GK 5 of SWE



**Period: 1**

**FIN**


### Shots by SWE

Goals (o): 2

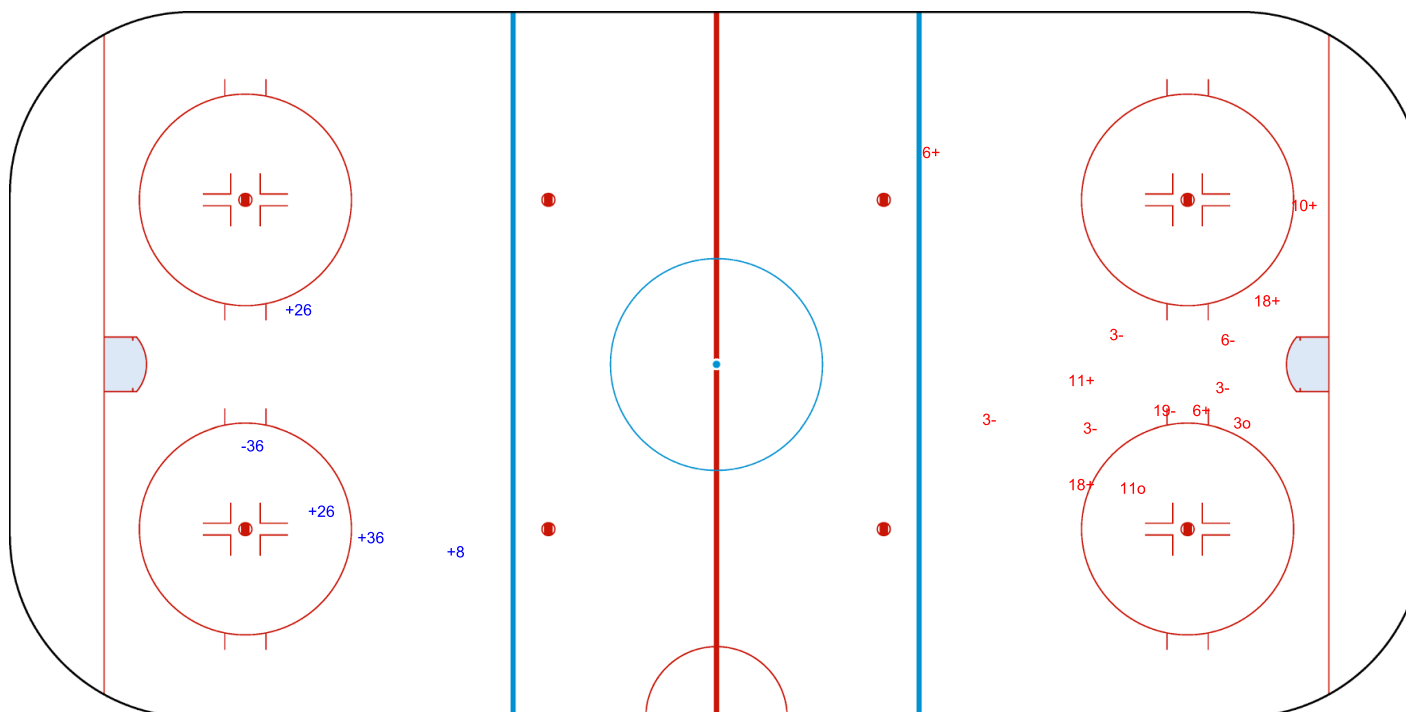
SSP (&gt;): 0

SSG (+): 6

SPG (-): 6



GK 35 of FIN



**Legend:**

<b>GK</b>	Goalkeeper
-----------	------------

**SPG**

Shots past goal

SSG

Shots saved by goalkeeper

SSP

Shots saved by player



Ostersund Arena

FRI 17 SEP 2021

Start Time 17:00

Ice Hockey

Mixed

Round Robin, Game 3



## Shot Chart

FIN - SWE

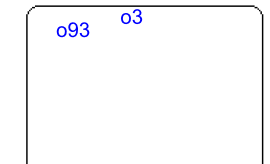
Shots by SWE

Goals (o): 2

SSP (<): 0

SSG (+): 7

SPG (-): 4



GK 35 of FIN



Period: 2



Shots by FIN

Goals (o): 0

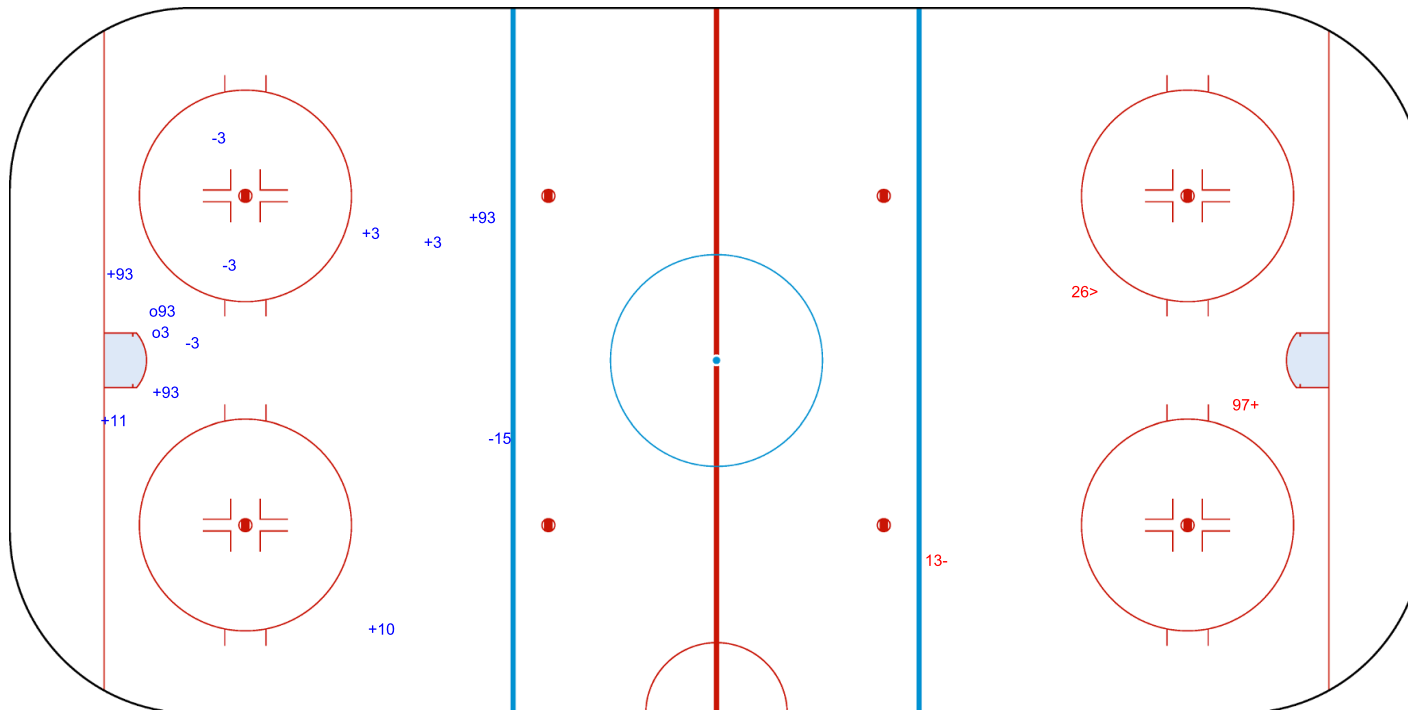
SSP (>): 1

SSG (+): 1

SPG (-): 1



GK 5 of SWE



### Legend:

GK

Goalkeeper

SPG

Shots past goal

SSG

Shots saved by goalkeeper

SSP

Shots saved by player





## Shot Chart

**FIN - SWE**

Shots by FIN

Goals (o): 0

SSP (&lt;): 0

SSG (+): 0

SPG (-): 0



GK 5 of SWE

**SWE**

**Period: 3**

**FIN**


### Shots by SWE

Goals (o): 2

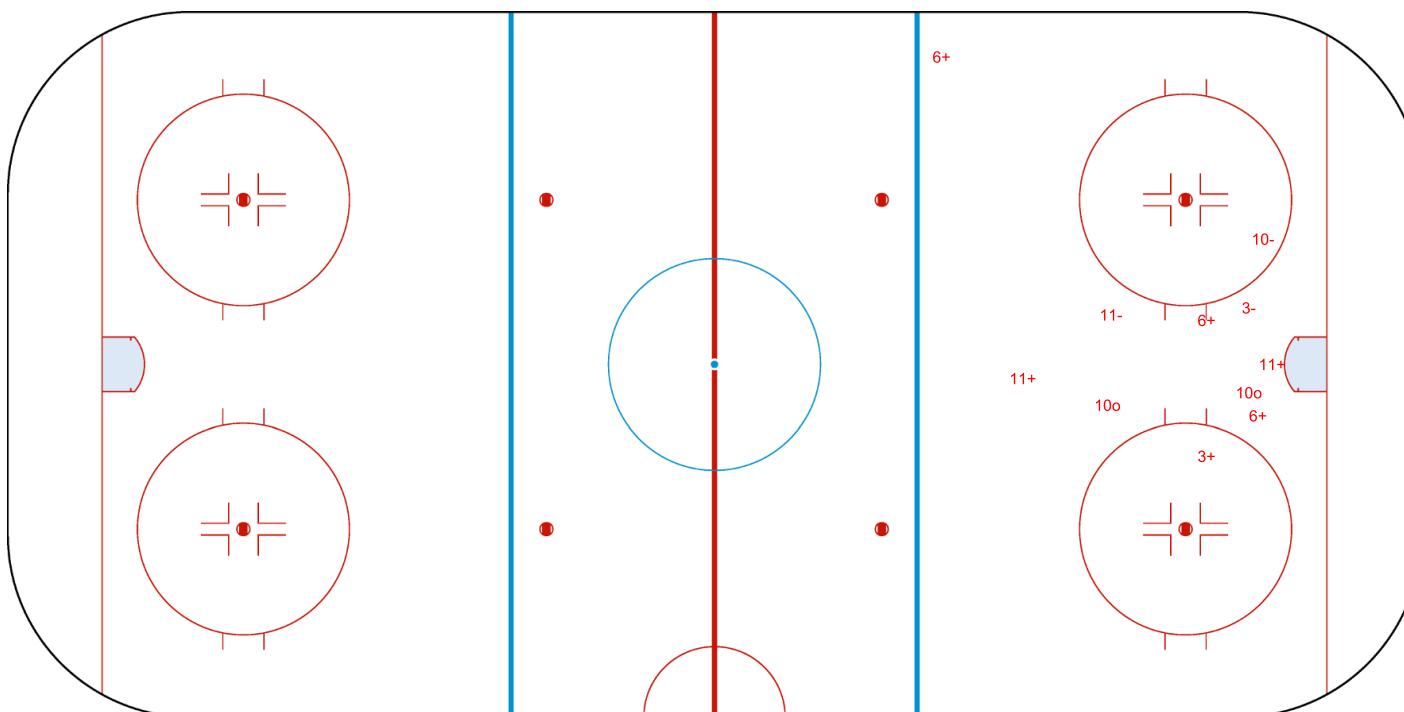
SSP (&gt;): 0

SSG (+): 6

SPG (-): 3



GK 35 of FIN



**Legend:**

<b>GK</b>	Goalkeeper
-----------	------------

**SPG**

Shots past goal

SSG

Shots saved by goalkeeper

SSP

Shots saved by player



## Face-off Chart

## FIN - SWE

## PERIOD 1

Total wins / period	FIN		SWE		FIN		SWE		Total wins all zones
	Def. zone	Att. zone	Neutral zone		Att. zone	Def. zone			
	+ 17	- 11	- 17	+ 11	+ 17	- 11			
	- 36	+ 11	- 17	+ 11	+ 6	- 11			
			- 36	+ 11	- 6	+ 11			
	1 / 50%	1 / 50%	0 / 0%	3 / 100%	2 / 67%	1 / 33%	3 / 38%	5 / 62%	

Total wins  
all zones

## PERIOD 2

Total wins / period	FIN		SWE		FIN		SWE		Total wins all zones	
	Def. zone	Att. zone	Neutral zone		Att. zone	Def. zone				
	- 12	+ 11	+ 17	- 11	- 36	+ 11				
	- 17	+ 11	- 17	+ 15	+ 17	- 11				
	- 17	+ 11	+ 17	- 11						
	+ 36	- 11								
	- 36	+ 93								
	- 17	+ 93								
	- 36	+ 11								
		1 / 14%	6 / 86%	2 / 67%	1 / 33%	1 / 50%	1 / 50%	4 / 33%	8 / 67%	

Total wins  
all zones

## PERIOD 3

Total wins / period	FIN		SWE		FIN		SWE		Total wins all zones	
	Def. zone	Att. zone	Neutral zone		Att. zone	Def. zone				
	- 36	+ 3			+ 17	- 11	- 17	+ 11		
	+ 17	- 3			+ 17	- 11				
	- 36	+ 3			- 36	+ 15				
	- 17	+ 3								
	- 36	+ 3								
	- 36	+ 11								
	1 / 17%	5 / 83%	2 / 67%	1 / 33%	0 / 0%	1 / 100%	3 / 30%	7 / 70%		

Total wins  
all zones

## TOTAL

Total wins / game	FIN		SWE		FIN		SWE		Total wins all zones	
	Def. zone		Att. zone		Neutral zone		Att. zone		Def. zone	
	3 / 20%	12 / 80%	4 / 44%	5 / 56%	3 / 50%	3 / 50%	10 / 33%	20 / 67%		

Total wins  
all zones



## HEAD TO HEAD

SWE										
No.	3	11	15	93	Tot	wins FIN	Dz	Nz	Az	
FIN	6		1 - 1		2	1 50%			1 50%	
	12		0 - 1		1	0 0%	0 0%			
	17	1 - 1	7 - 5	0 - 1	16	8 50%	2 33%	4 57%	2 67%	
	36	0 - 3	1 - 5	0 - 1	11	1 9%	1 13%	0 0%	0 0%	
	Tot	5	21	2	30	10 33%	3 20%	4 44%	3 50%	
wins SWE		4 80%	12 57%	2 100%	2 100%	20 67%				
Dz			3 50%		3 50%					
Nz			3 43%	2 100%	5 56%					
Az		4 80%	6 75%		2 100%	12 80%				

## Legend:

**Az** Attacking zone      **Dz** Defending zone      **No.** Jersey number      **Nz** Neutral zone      **Tot** Total face-offs played



## Game Roster

## JPN - POL

## Referee

GRUMSEN Jacob (DEN)

## Linesmen

NIITTYLA Lari (FIN) , VANEK Jan (CZE)

## Goalkeepers

## Team: JPN

No.	Name	Gen	GP	MIP	GA	SVS	SOG	SVS%	GAA
39	NAGASE Mitsuru	M	1	45:00	7	20	27	74.07	7.00
41	ODAJIMA Osamu	M	1	00:00	0	0	0	0.00	0.00

## Team Roster

## Team: JPN (black)

No.	Pos.	Name	Gen	GP	G	A	PTS	PIM	+/-
1	F	KANEKO Mikio	M	1	0	0	0	2	0
5	F	NIITSU Kazuyoshi	M	1	0	0	0	0	-3
8	F	ISHIKAWA Yudai	M	1	0	0	0	0	-3
11	F	HAMAMOTO Masaya	M	0	0	0	0	0	0
13	F	YOSHIKAWA Mamoru	M	1	0	0	0	0	-2
16	F	SHIBA Taimei	M	1	0	0	0	0	-3
24	D	SUDO Satoru	M	1	0	0	0	0	-3
25	D	MISAWA Eiji	M	1	0	0	0	2	-2
39	GK	NAGASE Mitsuru	M	1	0	0	0	0	0
40	F	SHIOYA Yoshihiro	M	1	0	0	0	0	-2
41	GK	ODAJIMA Osamu	M	1	0	0	0	0	0
46	F	MASAHASHI Yukio	M	1	0	0	0	0	0
58	F	NAKAMURA Shunsuke	M	1	0	0	0	0	-3
70	F	KODAMA Nao	M	1	0	0	0	2	-3
72	D	NASU Norihiko	M	1	0	0	0	0	0
96	D	KUMAGAI Masaharu	M	1	0	0	0	4	-1

Head Coach: NOBUTA Kenji

## Team: POL

No.	Name	Gen	GP	MIP	GA	SVS	SOG	SVS%	GAA
20	SEKULSKI Krzysztof	M	1	00:00	0	0	0	0.00	0.00
21	ZGORZYNSKI Kamil	M	1	45:00	18	38	56	67.86	18.00

## Team: POL (white)

No.	Pos.	Name	Gen	GP	G	A	PTS	PIM	+/-
4	D	FLIS Sylwester	M	1	0	0	0	0	-15
10	D	KARTOSZ Sebastian	M	1	0	0	0	0	-12
16	D	DRAPALA Radoslaw	M	1	0	0	0	2	-7
18	F	HAK Szymon	M	1	0	0	0	0	-9
20	GK	SEKULSKI Krzysztof	M	1	0	0	0	0	0
21	GK	ZGORZYNSKI Kamil	M	1	0	0	0	0	0
28	F	ZIELINSKI Mariusz	M	1	0	0	0	0	-7
68	F	MURAWSKI Mateusz	M	1	0	0	0	0	-15
77	F	CIULA Lukasz	M	1	0	0	0	0	-8
87	F	HEBDA Marcin	M	1	0	0	0	0	-12

Head Coach: MLYNARCZYK Andrzej

## Legend:

<b>A</b> Assists	<b>D</b> Defence	<b>F</b> Forward	<b>G</b> Goals
<b>GA</b> Goals against	<b>GAA</b> Goals against as average per 45 minutes	<b>Gen</b> Gender	<b>GK</b> Goalkeeper
<b>GP</b> Games played	<b>M</b> Male	<b>MIP</b> Minutes and seconds played	<b>No.</b> Jersey number
<b>PIM</b> Penalties in minutes	<b>Pos.</b> Position	<b>PTS</b> Points	<b>SOG</b> Shots on goal
<b>SVS</b> Saves	<b>SVS%</b> Saves in percentage	<b>+/-</b> Plus/minus net	



## Line-ups

## JPN - POL

## Referee

GRUMSEN Jacob (DEN)

## Linesmen

NIITTYLA Lari (FIN) , VANEK Jan (CZE)

## Goalkeepers

Team: JPN

No.	Name	Gen
39	NAGASE Mitsuru	M
41	ODAJIMA Osamu	M

## Team Line-ups

Team: JPN (black)

No.	Pos.	Name	Gen
96	D	KUMAGAI Masaharu +A	M
5	F	NIITSU Kazuyoshi	M
8	F	ISHIKAWA Yudai	M
13	F	YOSHIKAWA Mamoru	M
40	F	SHIOYA Yoshihiro +A	M
24	D	SUDO Satoru	M
25	D	MISAWA Eiji	M
1	F	KANEKO Mikio	M
58	F	NAKAMURA Shunsuke	M
70	F	KODAMA Nao +C	M
72	D	NASU Norihiko	M
16	F	SHIBA Taimei	M
46	F	MASAHASHI Yukio	M

Head Coach: NOBUTA Kenji

## NOT DRESSED:

11	F	HAMAMOTO Masaya	M
----	---	-----------------	---

Team: POL

No.	Name	Gen
21	ZGORZYNSKI Kamil	M
20	SEKULSKI Krzysztof	M

Team: POL (white)

No.	Pos.	Name	Gen
4	D	FLIS Sylwester +C	M
10	D	KARTOSZ Sebastian	M
18	F	HAK Szymon	M
68	F	MURAWSKI Mateusz +A	M
87	F	HEBDA Marcin	M
16	D	DRAPALA Radoslaw +A	M
28	F	ZIELINSKI Mariusz	M
77	F	CIULA Lukasz	M

Head Coach: MLYNARCZYK Andrzej

## Legend:

<b>D</b>	Defence	<b>F</b>	Forward	<b>Gen</b>	Gender	<b>M</b>	Male
<b>No.</b>	Jersey number	<b>Pos.</b>	Position	<b>+A</b>	Assistant captain	<b>+C</b>	Captain



## Graphical Line-ups

## JPN - POL

## Referee

GRUMSEN Jacob (DEN)

## Linesmen

NIITTYLA Lari (FIN) , VANEK Jan (CZE)

Team: JPN - Japan (black)

Head Coach: NOBUTA Kenji

S1 39 NAGASE Mitsuru			
		41 ODAJIMA Osamu	
S2 5 NIITSU Kazuyoshi		S3 96 KUMAGAI Masaharu +A	
S4 8 ISHIKAWA Yudai	S5 13 YOSHIKAWA Mamoru	S6 40 SHIOYA Yoshihiro +A	
24 SUDO Satoru		25 MISAWA Eiji	
1 KANEKO Mikio	58 NAKAMURA Shunsuke	70 KODAMA Nao +C	
72 NASU Norihiko			
16 SHIBA Taimei	46 MASAHASHI Yukio		

Team: POL - Poland (white)

Head Coach: MLYNARCZYK Andrzej

S1 21 ZGORZYNSKI Kamil			
		20 SEKULSKI Krzysztof	
S2 4 FLIS Sylwester +C		S3 10 KARTOSZ Sebastian	
S5 68 MURAWSKI Mateusz +A	S6 87 HEBDA Marcin	S4 18 HAK Szymon	
16 DRAPALA Radoslaw +A			
77 CIULA Lukasz	28 ZIELINSKI Mariusz		

## Legend:

Sn Starting position

+A Assistant captain

+C Captain



SAT 18 SEP 2021

Start Time 10:00

End Time 11:47

Round Robin, Game 4



## Game Summary

JPN - POL 10 - 0 (2 - 0 , 1 - 0 , 7 - 0)

Spectators	Referee	Linesmen
	GRUMSEN Jacob (DEN)	NIITTYLA Lari (FIN) , VANEK Jan (CZE)

## Team Statistics

Period	Score	SVS	SOG	PIM	TPP	PPG	SHG
1	2 : 0	0 : 13	15 : 0	4 : 0	00:00 : 04:00	0 : 0	0 : 0
2	1 : 0	4 : 13	14 : 4	4 : 0	00:00 : 04:00	0 : 0	0 : 0
3	7 : 0	0 : 5	12 : 0	29 : 0	00:00 : 08:54	0 : 0	5 : 0
<b>Total</b>	<b>10 : 0</b>	<b>4 : 31</b>	<b>41 : 4</b>	<b>37 : 0</b>	<b>00:00 : 16:54</b>	<b>0 : 0</b>	<b>5 : 0</b>

## 1st Period

Action	Time	ET/Res	Team	Type	No.	Name	(G)	Name of Assistant(s) / Action Description
GK	00:00		JPN		39	NAGASE M		- Goalkeeper in
GK	00:00		POL		21	ZGORZYNSKI K		- Goalkeeper in
Penalty	06:33	08:33	JPN	2 min.	5	NIITSU K		- Interference
<b>Goal</b>	<b>09:19</b>	<b>1 : 0</b>	<b>JPN</b>	<b>EQ</b>	<b>8</b>	<b>ISHIKAWA Y</b>	(1)	13 YOSHIKAWA M On Ice JPN 39 8 13 25 40 72 25 MISAWA E POL 21 4 16 28 68 77
<b>Goal</b>	<b>10:03</b>	<b>2 : 0</b>	<b>JPN</b>	<b>EQ</b>	<b>96</b>	<b>KUMAGAI M</b>	(1)	On Ice JPN 39 1 5 58 70 96 POL 21 4 10 28 68 77
Penalty	12:57	14:57	JPN	2 min.	5	NIITSU K		- Interference on a Goalkeeper

## 2nd Period

Action	Time	ET/Res	Team	Type	No.	Name	(G)	Name of Assistant(s) / Action Description
Penalty	16:15	18:15	JPN	2 min.	13	YOSHIKAWA M		- Interference
<b>Goal</b>	<b>19:50</b>	<b>3 : 0</b>	<b>JPN</b>	<b>EQ</b>	<b>96</b>	<b>KUMAGAI M</b>	(2)	On Ice JPN 39 5 8 13 40 96 POL 21 4 10 18 68 87
Penalty	26:10	28:10	JPN	2 min.	40	SHIOYA Y		- Interference

## 3rd Period

Action	Time	ET/Res	Team	Type	No.	Name	(G)	Name of Assistant(s) / Action Description
Penalty	30:36	32:36	JPN	2 min.	40	SHIOYA Y		- Teeing
<b>Goal</b>	<b>31:56</b>	<b>4 : 0</b>	<b>JPN</b>	<b>SH1</b>	<b>96</b>	<b>KUMAGAI M</b>	(3)	On Ice JPN 39 13 24 70 96 POL 21 4 10 18 68 87
Penalty	32:30	37:30	JPN	5 min.	58	NAKAMURA S		- Teeing / Served by: 46 MASAHASHI Y
Penalty	32:30	45:00	JPN	20 min.	58	NAKAMURA S		- Game Misconduct Penalty
<b>Goal</b>	<b>34:07</b>	<b>5 : 0</b>	<b>JPN</b>	<b>SH1</b>	<b>96</b>	<b>KUMAGAI M</b>	(4)	On Ice JPN 39 5 13 40 96 POL 21 10 18 68 77 87
<b>Goal</b>	<b>35:35</b>	<b>6 : 0</b>	<b>JPN</b>	<b>SH1</b>	<b>70</b>	<b>KODAMA N</b>	(1)	25 MISAWA E On Ice JPN 39 16 24 25 70 POL 21 4 10 18 28 68
<b>Goal</b>	<b>36:43</b>	<b>7 : 0</b>	<b>JPN</b>	<b>SH1</b>	<b>96</b>	<b>KUMAGAI M</b>	(5)	On Ice JPN 39 5 8 13 96 POL 21 4 10 18 68 77
<b>Goal</b>	<b>39:08</b>	<b>8 : 0</b>	<b>JPN</b>	<b>EQ</b>	<b>5</b>	<b>NIITSU K</b>	(1)	96 KUMAGAI M On Ice JPN 39 5 8 24 46 96 13 YOSHIKAWA M POL 21 4 16 18 77 87
GK	39:08		JPN		41	ODAJIMA O		- Goalkeeper in
<b>Goal</b>	<b>39:37</b>	<b>9 : 0</b>	<b>JPN</b>	<b>EQ</b>	<b>40</b>	<b>SHIOYA Y</b>	(1)	8 ISHIKAWA Y On Ice JPN 5 8 13 40 70 96 POL 21 4 10 28 68 87
Penalty	39:56	41:56	JPN	2 min.	1	KANEKO M		- Tripping
<b>Goal</b>	<b>40:25</b>	<b>10 : 0</b>	<b>JPN</b>	<b>SH1</b>	<b>8</b>	<b>ISHIKAWA Y</b>	(2)	13 YOSHIKAWA M On Ice JPN 41 8 13 24 25 POL 21 4 10 28 68 87
GK	45:00		JPN					41 ODAJIMA O - Goalkeeper out
GK	45:00		POL					21 ZGORZYNSKI K - Goalkeeper out

## Goalkeeper Records

Team : JPN - Japan

No.	Name	SOG	SVS	MIP
39	NAGASE Mitsuru	4	4	39:08
41	ODAJIMA Osamu	0	0	05:52

Team : POL - Poland

No.	Name	SOG	SVS	MIP
21	ZGORZYNSKI Kamil	41	31	45:00
20	SEKULSKI Krzysztof			



SAT 18 SEP 2021

Start Time 10:00

End Time 11:47

Round Robin, Game 4



## Game Statistics

Team : JPN (black)

Head Coach : NOBUTA Kenji											Shots on Goal					+/-
No. Pos.	Name	Gen	G	A	P	PIM	FO+	FO-	FO+/-	FO%	1	2	3	OT	TS	
5 F	NIITSU Kazuyoshi	M	1	0	1	4	0	0	0	0.00	0	0	1		1	+6
8 F	ISHIKAWA Yudai	M	2	1	3	0	0	0	0	0.00	2	0	1		3	+6
13 F	YOSHIKAWA Mamoru	M	0	3	3	2	16	6	10	72.73	3	3	0		6	+7
40 F	SHIOYA Yoshihiro +A	M	1	0	1	4	0	0	0	0.00	1	2	1		4	+4
96 D	KUMAGAI Masaharu +A (BP)	M	5	1	6	0	0	0	0	0.00	5	4	5		14	+7
1 F	KANEKO Mikio	M	0	0	0	2	0	0	0	0.00	0	0	0		0	+1
24 D	SUDO Satoru	M	0	0	0	0	0	0	0	0.00	1	3	1		5	+4
25 D	MISAWA Eiji	M	0	2	2	0	0	0	0	0.00	1	0	1		2	+3
58 F	NAKAMURA Shunsuke	M	0	0	0	25	8	2	6	80.00	1	1	0		2	+1
70 F	KODAMA Nao +C	M	1	0	1	0	7	3	4	70.00	1	0	1		2	+4
16 F	SHIBA Taimei	M	0	0	0	0	0	0	0	0.00	0	1	1		2	+1
46 F	MASAHASHI Yukio	M	0	0	0	0	2	0	2	100.00	0	0	0		0	+1
72 D	NASU Norihiko	M	0	0	0	0	0	0	0	0.00	0	0	0		0	+1
39 GK	NAGASE Mitsuru	M	0	0	0	0					0	0	0		0	
41 GK	ODAJIMA Osamu	M	0	0	0	0					0	0	0		0	
<b>Total</b>			<b>10</b>	<b>7</b>	<b>17</b>	<b>37</b>	<b>33</b>	<b>11</b>	<b>22</b>	<b>75.00</b>	<b>15</b>	<b>14</b>	<b>12</b>		<b>41</b>	

Team : POL (white)

Head Coach : MLYNARCZYK Andrzej											Shots on Goal					+/-
No. Pos.	Name	Gen	G	A	P	PIM	FO+	FO-	FO+/-	FO%	1	2	3	OT	TS	
4 D	FLIS Sylwester +C	M	0	0	0	0	2	2	0	50.00	0	0	0		0	-9
10 D	KARTOSZ Sebastian (BP)	M	0	0	0	0	0	0	0	0.00	0	2	0		2	-8
18 F	HAK Szymon	M	0	0	0	0	0	1	-1	0.00	0	2	0		2	-6
68 F	MURAWSKI Mateusz +A	M	0	0	0	0	9	22	-13	29.03	0	0	0		0	-9
87 F	HEBDA Marcin	M	0	0	0	0	0	0	0	0.00	0	0	0		0	-6
16 D	DRAPALA Radoslaw +A	M	0	0	0	0	0	2	-2	0.00	0	0	0		0	-2
28 F	ZIELINSKI Mariusz	M	0	0	0	0	0	0	0	0.00	0	0	0		0	-5
77 F	CIULA Lukas	M	0	0	0	0	0	6	-6	0.00	0	0	0		0	-5
20 GK	SEKULSKI Krzysztof	M	0	0	0	0					0	0	0		0	
21 GK	ZGORZYNSKI Kamil	M	0	0	0	0					0	0	0		0	
<b>Total</b>			<b>0</b>	<b>0</b>	<b>0</b>	<b>0</b>	<b>11</b>	<b>33</b>	<b>-22</b>	<b>25.00</b>	<b>0</b>	<b>4</b>	<b>0</b>		<b>4</b>	

## Round Robin

R	Team	GP	W	OTW	OTL	L	GDF	GF:GA	PTS
1	CHN	1	1	0	0	0	+18	18 : 0	3
2	GER	1	1	0	0	0	+7	7 : 0	3
3	SWE	1	1	0	0	0	+6	6 : 0	3
4	JPN	2	1	0	0	1	+3	10 : 7	3
5	FIN	1	0	0	0	1	-6	0 : 6	0
6	POL	2	0	0	0	2	-28	0 : 28	0

	CHN	FIN	GER	JPN	POL	SWE
CHN	*****	SAT 18 SEP 13:30	WED 22 SEP 13:30	SUN 19 SEP 10:00	18:0	TUE 21 SEP 17:00
FIN	SAT 18 SEP 13:30	*****	SUN 19 SEP 13:30	TUE 21 SEP 13:30	10:00	0:6
GER	WED 22 SEP 13:30	SUN 19 SEP 13:30	*****	7:0	TUE 21 SEP 10:00	SAT 18 SEP 17:00
JPN	SUN 19 SEP 10:00	TUE 21 SEP 13:30	0:7	*****	10:0	WED 22 SEP 17:00
POL	0:18	WED 22 SEP 10:00	TUE 21 SEP 10:00	0:10	*****	SUN 19 SEP 17:00
SWE	TUE 21 SEP 17:00	6:0	SAT 18 SEP 17:00	WED 22 SEP 17:00	SUN 19 SEP 17:00	*****





Ostersund Arena

**SAT 18 SEP 2021**

Start Time 10:00

End Time 11:47

Ice Hockey

Mixed

Round Robin, Game 4



**Legend:**

<b>(G)</b>	Goals in tournament	<b>+/-</b>	Plus/minus net	<b>+A</b>	Assistant captain	<b>+C</b>	Captain
<b>A</b>	Assists	<b>D</b>	Defence	<b>EA</b>	Extra attacker	<b>EQ</b>	Equal strength
<b>ET/Res</b>	Penalty end time/Result of game	<b>F</b>	Forward	<b>FO-</b>	Face-offs lost	<b>FO%</b>	Face-offs won as percentage
<b>FO+</b>	Face-offs won	<b>FO+/-</b>	Face-offs net	<b>G</b>	Goals	<b>GA</b>	Goals against
<b>GDF</b>	Goal difference	<b>Gen</b>	Gender	<b>GF</b>	Goals for	<b>GK</b>	Goalkeeper
<b>GP</b>	Games played	<b>L</b>	Losses	<b>M</b>	Male	<b>MIP</b>	Minutes in play (GK)
<b>No.</b>	Jersey number	<b>OT</b>	Overtime	<b>OTL</b>	Overtime losses	<b>OTW</b>	Overtime wins
<b>P</b>	Points	<b>PIM</b>	Penalties in minutes	<b>Pos.</b>	Position	<b>PPG</b>	Power play goals
<b>PTS</b>	Points	<b>R</b>	Rank	<b>SH1</b>	Shorthanded - 1 player	<b>SHG</b>	Shorthanded goals
<b>SOG</b>	Shots on goal	<b>SVS</b>	Saves	<b>TPP</b>	Time on power play	<b>TS</b>	Total shots
<b>W</b>	Wins						



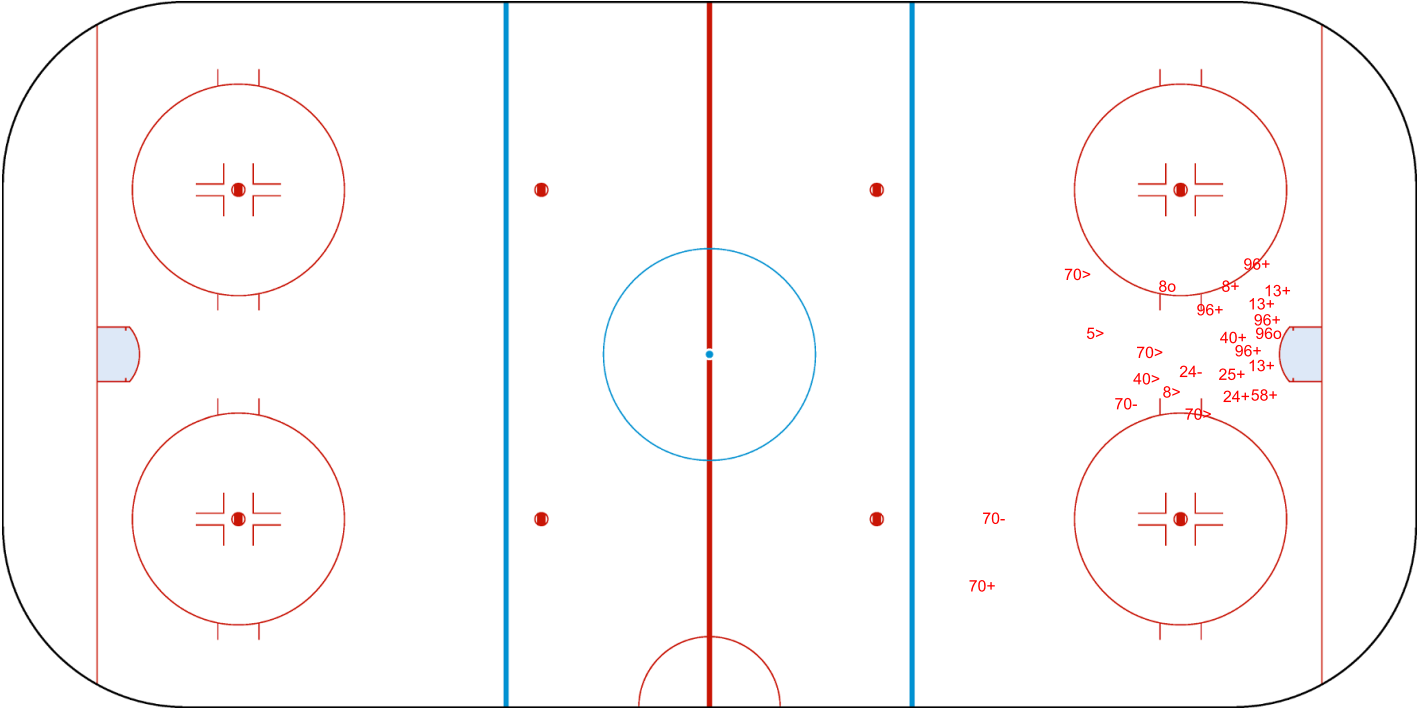
Shot Chart  
JPN - POL

Shots by POL  
Goals (o): 0  
SSP (<): 0



JPN      Period: 1      POL

Shots by JPN  
Goals (o): 2  
SSP (>): 6



Legend:					
GK	Goalkeeper	SPG	Shots past goal	SSG	Shots saved by goalkeeper
				SSP	Shots saved by player



Shot Chart  
JPN - POL

Shots by JPN  
Goals (o): 1  
SSP (<): 2

SSG (+): 13  
SPG (-): 2



GK 21 of POL

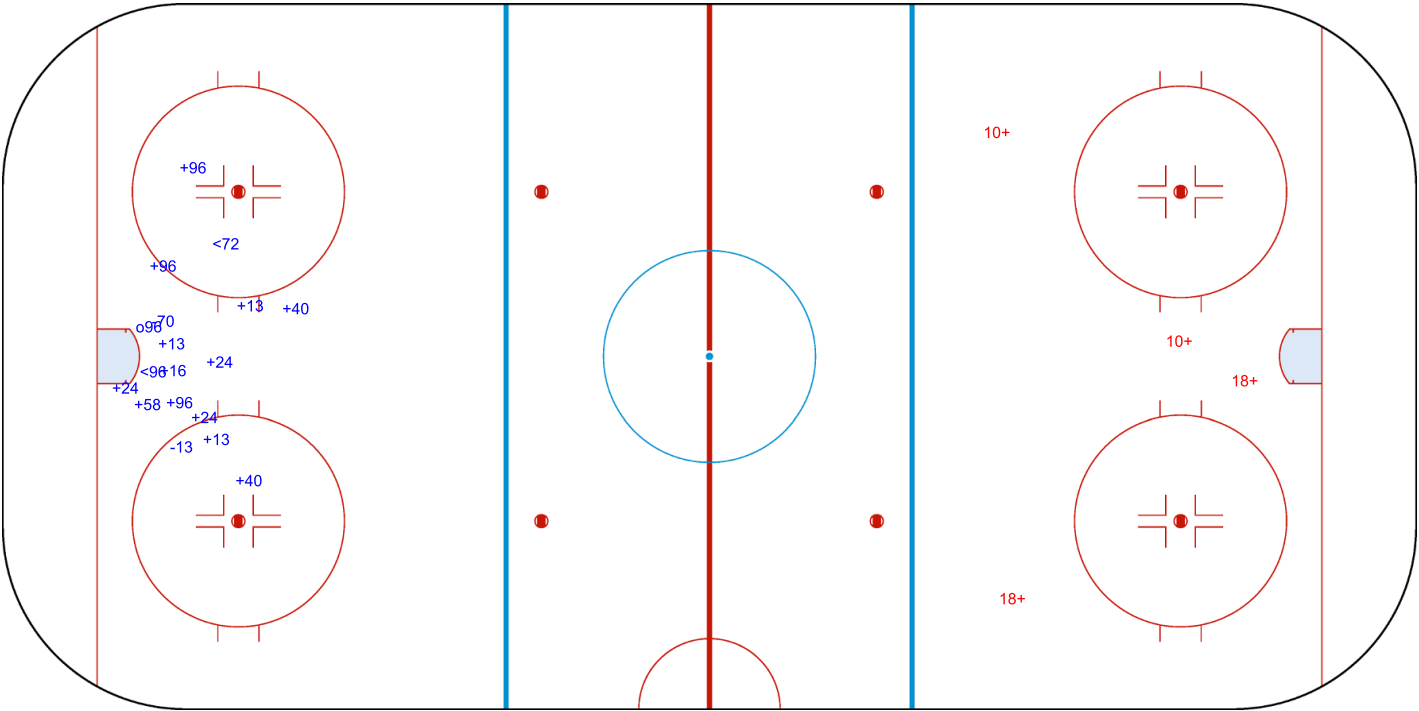
POL → Period: 2 ← JPN

Shots by POL  
Goals (o): 0  
SSP (>): 0

SSG (+): 4  
SPG (-): 0



GK 39 of JPN




Legend:					
GK	Goalkeeper	SPG	Shots past goal	SSG	Shots saved by goalkeeper
				SSP	Shots saved by player



Shot Chart  
JPN - POL

Shots by POL  
Goals (o): 0  
SSP (<): 0  
SSG (+): 0  
SPG (-): 0

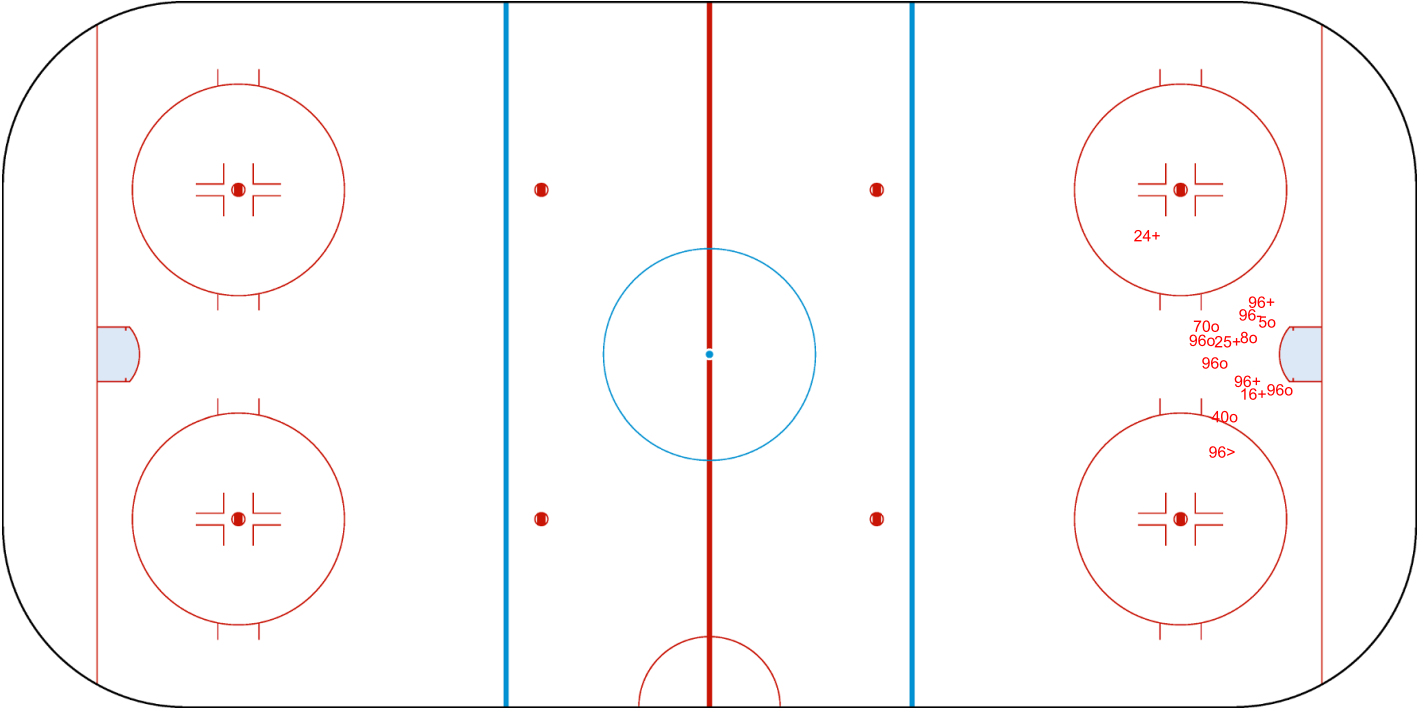


GK 39 of JPN



GK 41 of JPN

JPN      Period: 3      POL



Shots by JPN  
Goals (o): 7  
SSP (>): 1  
SSG (+): 5  
SPG (-): 1



GK 21 of POL

Legend:							
GK	Goalkeeper	SPG	Shots past goal	SSG	Shots saved by goalkeeper	SSP	Shots saved by player



## Face-off Chart

## JPN - POL

## PERIOD 1

	JPN	POL	JPN	POL	JPN	POL	Total wins all zones
	Def. zone	Att. zone	Neutral zone		Att. zone	Def. zone	
Total wins / period	+ 58	- 68	+ 13	- 68	+ 58	- 18	JPN 11 / 73% POL 4 / 27%
	+ 70	- 16	- 13	+ 68	- 13	+ 68	
			+ 58	- 68	- 13	+ 68	
			+ 13	- 77	+ 13	- 77	
			+ 58	- 68	+ 13	- 77	
			- 58	+ 68	+ 13	- 16	
			+ 13	- 68			
	2 / 100%	0 / 0%	5 / 71%	2 / 29%	4 / 67%	2 / 33%	

## PERIOD 2

	JPN	POL	JPN	POL	JPN	POL	Total wins all zones
	Def. zone	Att. zone	Neutral zone		Att. zone	Def. zone	
Total wins / period	- 58	+ 68	+ 13	- 68	+ 13	- 68	JPN 12 / 80% POL 3 / 20%
	+ 58	- 68	+ 58	- 68	+ 70	- 77	
	+ 58	- 68	+ 70	- 77	+ 13	- 77	
					- 70	+ 68	
					+ 70	- 68	
					+ 70	- 68	
					- 13	+ 68	
					+ 13	- 68	
					+ 13	- 68	
	2 / 67%	1 / 33%	3 / 100%	0 / 0%	7 / 78%	2 / 22%	

## PERIOD 3

	JPN	POL	JPN	POL	JPN	POL	Total wins all zones
	Def. zone	Att. zone	Neutral zone		Att. zone	Def. zone	
Total wins / period	+ 13	- 68	- 13	+ 68	+ 13	- 68	JPN 10 / 71% POL 4 / 29%
	+ 13	- 68	+ 58	- 68	+ 46	- 4	
	- 13	+ 4	+ 70	- 68	+ 46	- 4	
			+ 13	- 68			
			- 70	+ 4			
			+ 13	- 68			
			+ 70	- 68			
			- 70	+ 68			
	2 / 67%	1 / 33%	5 / 63%	3 / 37%	3 / 100%	0 / 0%	

## TOTAL

	JPN	POL	JPN	POL	JPN	POL	Total wins all zones
	Def. zone	Att. zone	Neutral zone		Att. zone	Def. zone	
Total wins / game	6 / 75%	2 / 25%	13 / 72%	5 / 28%	14 / 78%	4 / 22%	JPN 33 / 75% POL 11 / 25%



## HEAD TO HEAD

POL											
No.	4	16	18	68	77	Tot	wins JPN	Dz	Nz	Az	
JPN	13	0 - 1	1 - 0		11 - 5	4 - 0	22	16 73%	2 67%	6 75%	8 73%
	46	2 - 0					2	2 100%			2 100%
	58			1 - 0	7 - 2		10	8 80%	3 75%	4 80%	1 100%
	70	0 - 1	1 - 0		4 - 2	2 - 0	10	7 70%	1 100%	3 60%	3 75%
Tot		4	2	1	31	6	44	33 75%	6 75%	13 72%	14 78%
wins POL		2 50%	0 0%	0 0%	9 29%	0 0%	11 25%				
Dz		0 0%	0 0%	0 0%	4 40%	0 0%	4 22%				
Nz		1 100%			4 27%	0 0%	5 28%				
Az		1 100%	0 0%		1 17%		2 25%				

## Legend:

**Az** Attacking zone      **Dz** Defending zone      **No.** Jersey number      **Nz** Neutral zone      **Tot** Total face-offs played



## Game Roster

## CHN - FIN

## Referee

DANIELSEN Kenneth (NOR)

## Linesmen

NILSSON Andreas (SWE) , RUNDSTROM Tony (SWE)

## Goalkeepers

Team: CHN

No.	Name	Gen	GP	MIP	GA	SVS	SOG	SVS%	GAA
1	WANG Wei	M	1	45:00	0	0	0	0.00	0.00
20	JI Yan Zhao	M	1	00:00	0	0	0	0.00	0.00

## Team Roster

Team: CHN (red)

No.	Pos.	Name	Gen	GP	G	A	PTS	PIM	+/-
1	GK	WANG Wei	M	1	0	1	1	0	
5	F	BAI Xue Song	M	1	2	2	4	0	+7
7	D	XU Jin Qiang	M	1	0	2	2	0	+10
8	F	WANG Zhi Dong	M	1	2	4	6	0	+7
10	D	LI Zhen Yang	M	0	0	0	0	0	0
11	F	YU Jing	F	1	0	0	0	0	0
12	F	CHE Hang	M	0	0	0	0	0	0
15	F	SONG Xiao Dong	M	1	1	2	3	0	+5
17	F	SHEN Yi Feng	M	1	1	4	5	0	+7
18	F	WANG Ju Jiang	M	1	1	2	3	0	+4
19	F	ZHANG Zheng	M	1	0	3	3	0	+5
20	GK	JI Yan Zhao	M	1	0	0	0	0	
22	D	HU Guang Jian	M	1	2	1	3	0	+7
23	F	CUI Yu Tao	M	1	2	1	3	0	+6
24	D	ZHU Zhan Fu	M	1	2	1	3	0	+10
28	F	TIAN Jin Tao	M	1	2	1	3	0	+7
30	F	QIU Dian Peng	M	1	0	3	3	0	+5
32	F	LI Hong Guan	M	1	3	0	3	0	+5

Head Coach: SHARSHUKOV Nikolay

Team: FIN

No.	Name	Gen	GP	MIP	GA	SVS	SOG	SVS%	GAA
5	HEIKKILA Pasi	M	1	00:00	0	0	0	0.00	0.00
35	KARKO Timo	M	1	45:00	6	19	25	76.00	6.00

Team: FIN (white)

No.	Pos.	Name	Gen	GP	G	A	PTS	PIM	+/-
5	GK	HEIKKILA Pasi	M	1	0	0	0	0	
6	F	VESIKANSA Markku	M	1	0	0	0	0	-3
8	D	ROPONEN Jani	M	1	0	0	0	2	-5
12	D	PAKARINEN Lasse	M	1	0	0	0	2	-2
13	F	HIRVELA Markku	M	1	0	0	0	0	-4
15	D	KURKI Leevi	M	1	0	0	0	0	-2
17	F	KANGASTIE Harri	M	1	0	0	0	0	-3
25	D	HIMANEN Juhamatti	M	1	0	0	0	0	-5
26	F	ROVIO Eemi	M	1	0	0	0	0	-3
35	GK	KARKO Timo	M	1	0	0	0	0	
36	F	LEHTO Markus	M	1	0	0	0	0	-2
97	F	SILEN Niko	M	1	0	0	0	0	-1

Head Coach: HARKALA Jari

## Legend:

<b>A</b> Assists	<b>D</b> Defence	<b>F</b> Female / Forward	<b>G</b> Goals
<b>GA</b> Goals against	<b>GAA</b> Goals against as average per 45 minutes	<b>Gen</b> Gender	<b>GK</b> Goalkeeper
<b>GP</b> Games played	<b>M</b> Male	<b>MIP</b> Minutes and seconds played	<b>No.</b> Jersey number
<b>PIM</b> Penalties in minutes	<b>Pos.</b> Position	<b>PTS</b> Points	<b>SOG</b> Shots on goal
<b>SVS</b> Saves	<b>SVS%</b> Saves in percentage	<b>+/-</b> Plus/minus net	



## Line-ups

## CHN - FIN

## Referee

DANIELSEN Kenneth (NOR)

## Linesmen

NILSSON Andreas (SWE) , RUNDSTROM Tony (SWE)

## Goalkeepers

Team: CHN

No.	Name	Gen
1	WANG Wei	M
20	JI Yan Zhao	M

## Team Line-ups

Team: CHN (red)

No.	Pos.	Name	Gen
7	D	XU Jin Qiang +A	M
24	D	ZHU Zhan Fu	M
8	F	WANG Zhi Dong	M
17	F	SHEN Yi Feng	M
23	F	CUI Yu Tao +C	M
10	D	LI Zhen Yang	M
12	F	CHE Hang	M
28	F	TIAN Jin Tao	M
30	F	QIU Dian Peng	M
32	F	LI Hong Guan	M
11	F	YU Jing	F
15	F	SONG Xiao Dong	M
18	F	WANG Ju Jiang	M
19	F	ZHANG Zheng	M

Head Coach: SHARSHUKOV Nikolay

## NOT DRESSED:

5	F	BAI Xue Song	M
22	D	HU Guang Jian	M

Team: FIN

No.	Name	Gen
35	KARKO Timo	M
5	HEIKKILA Pasi	M

Team: FIN (white)

No.	Pos.	Name	Gen
8	D	ROPONEN Jani	M
12	D	PAKARINEN Lasse +A	M
13	F	HIRVELA Markku +A	M
17	F	KANGASTIE Harri +C	M
26	F	ROVIO Eemi	M
15	D	KURKI Leevi	M
25	D	HIMANEN Juhamatti	M
6	F	VESIKANSA Markku	M
36	F	LEHTO Markus	M
97	F	SILEN Niko	M

Head Coach: HARKALA Jari

## Legend:

<b>D</b>	Defence	<b>F</b>	Female / Forward	<b>Gen</b>	Gender	<b>M</b>	Male
<b>No.</b>	Jersey number	<b>Pos.</b>	Position	<b>+A</b>	Assistant captain	<b>+C</b>	Captain





## Graphical Line-ups

## CHN - FIN

## Referee

DANIELSEN Kenneth (NOR)

## Linesmen

NILSSON Andreas (SWE) , RUNDSTROM Tony (SWE)

Team: CHN - China (red)

Head Coach: SHARSHUKOV Nikolay

S1		1 WANG Wei	
20 JI Yan Zhao			
S2		7 XU Jin Qiang +A	
S3		24 ZHU Zhan Fu	
S5		17 SHEN Yi Feng	
S4		8 WANG Zhi Dong	
S6		23 CUI Yu Tao +C	
10 LI Zhen Yang		12 CHE Hang	
30 QIU Dian Peng		28 TIAN Jin Tao	
32 LI Hong Guan			
11 YU Jing			
15 SONG Xiao Dong		19 ZHANG Zheng	
18 WANG Ju Jiang			

Team: FIN - Finland (white)

Head Coach: HARKALA Jari

S1		35 KARKO Timo	
5 HEIKKILA Pasi			
S2		8 ROPONEN Jani	
S3		12 PAKARINEN Lasse +A	
S4		13 HIRVELA Markku +A	
S5		17 KANGASTIE Harri +C	
S6		26 ROVIO Eemi	
15 KURKI Leevi		25 HIMANEN Juhamatti	
6 VESIKANSA Markku		36 LEHTO Markus	
97 SILEN Niko			

## Legend:

Sn Starting position

+A Assistant captain

+C Captain



SAT 18 SEP 2021

Start Time 13:30

End Time 15:05

Round Robin, Game 5



## Game Summary

CHN - FIN 12 - 0 (9 - 0, 2 - 0, 1 - 0)

Spectators	Referee	Linesmen
30	DANIELSEN Kenneth (NOR)	NILSSON Andreas (SWE) , RUNDSTROM Tony (SWE)

## Team Statistics

Period	Score	SVS	SOG	PIM	TPP	PPG	SHG
1	9 : 0	1 : 16	25 : 1	2 : 4	01:55 : 01:39	1 : 0	1 : 0
2	2 : 0	0 : 7	9 : 0	2 : 0	00:00 : 02:00	0 : 0	0 : 0
3	1 : 0	0 : 9	10 : 0	4 : 0	00:00 : 04:00	0 : 0	1 : 0
<b>Total</b>	<b>12 : 0</b>	<b>1 : 32</b>	<b>44 : 1</b>	<b>8 : 4</b>	<b>01:55 : 07:39</b>	<b>1 : 0</b>	<b>2 : 0</b>

## 1st Period

Action	Time	ET/Res	Team	Type	No.	Name	(G)	Name of Assistant(s) / Action Description
GK	00:00		FIN		35	KARKO T		- Goalkeeper in
GK	00:00		CHN		1	WANG W		- Goalkeeper in
Penalty	02:49	03:05	FIN	2 min.	8	ROPONEN J		- Hooking
<b>Goal</b>	<b>03:05</b>	<b>1 : 0</b>	<b>CHN</b>	<b>PP1</b>	<b>15</b>	<b>SONG XD</b>	(2)	19 ZHANG Z On Ice CHN 1 10 12 15 18 19 FIN 35 6 12 25 36 *
<b>Goal</b>	<b>03:25</b>	<b>2 : 0</b>	<b>CHN</b>	<b>EQ</b>	<b>24</b>	<b>ZHU ZF</b>	(3)	28 TIAN JT On Ice CHN 1 7 24 28 30 32 FIN 35 6 8 25 36 97
<b>Goal</b>	<b>03:43</b>	<b>3 : 0</b>	<b>CHN</b>	<b>EQ</b>	<b>28</b>	<b>TIAN JT</b>	(3)	30 QIU DP On Ice CHN 1 7 24 28 30 32 FIN 35 12 13 17 25 26
<b>Goal</b>	<b>03:59</b>	<b>4 : 0</b>	<b>CHN</b>	<b>EQ</b>	<b>17</b>	<b>SHEN YF</b>	(2)	8 WANG ZD On Ice CHN 1 8 12 17 19 23 23 CUI YT FIN 35 6 12 13 36 97
<b>Goal</b>	<b>05:27</b>	<b>5 : 0</b>	<b>CHN</b>	<b>EQ</b>	<b>8</b>	<b>WANG ZD</b>	(3)	17 SHEN YF On Ice CHN 1 7 8 17 23 24 23 CUI YT FIN 35 8 12 13 26 36
<b>Goal</b>	<b>07:49</b>	<b>6 : 0</b>	<b>CHN</b>	<b>EQ</b>	<b>17</b>	<b>SHEN YF</b>	(3)	8 WANG ZD On Ice CHN 1 7 8 17 23 24 23 CUI YT FIN 35 8 12 13 25 97
<b>Goal</b>	<b>09:49</b>	<b>7 : 0</b>	<b>CHN</b>	<b>EQ</b>	<b>23</b>	<b>CUI YT</b>	(3)	15 SONG XD On Ice CHN 1 7 8 15 23 24 FIN 35 8 13 25 36 97
<b>Goal</b>	<b>09:58</b>	<b>8 : 0</b>	<b>CHN</b>	<b>EQ</b>	<b>18</b>	<b>WANG JJ</b>	(2)	19 ZHANG Z On Ice CHN 1 10 12 15 18 19 FIN 35 6 8 12 17 26
Penalty	10:43	12:43	CHN	2 min.	18	WANG JJ		- Tripping
<b>Goal</b>	<b>11:11</b>	<b>9 : 0</b>	<b>CHN</b>	<b>SH1</b>	<b>24</b>	<b>ZHU ZF</b>	(4)	7 XU JQ On Ice CHN 1 7 24 28 32 FIN 35 8 12 17 26 36
Penalty	12:22	14:22	FIN	2 min.	12	PAKARINEN L		- Holding an opponent

## 2nd Period

Action	Time	ET/Res	Team	Type	No.	Name	(G)	Name of Assistant(s) / Action Description
GK	15:00		CHN		20	JI YZ		- Goalkeeper in
<b>Goal</b>	<b>17:37</b>	<b>10 : 0</b>	<b>CHN</b>	<b>EQ</b>	<b>32</b>	<b>LI HG</b>	(4)	7 XU JQ On Ice CHN 20 7 17 28 30 32 FIN 35 6 8 25 36 97
<b>Goal</b>	<b>23:06</b>	<b>11 : 0</b>	<b>CHN</b>	<b>EQ</b>	<b>32</b>	<b>LI HG</b>	(5)	28 TIAN JT On Ice CHN 20 11 24 28 30 32 FIN 35 6 8 12 17 26
Time-out	23:06		FIN					
Penalty	24:33	26:33	CHN	2 min.	32	LI HG		- Interference

## 3rd Period

Action	Time	ET/Res	Team	Type	No.	Name	(G)	Name of Assistant(s) / Action Description
GK	30:00		FIN		5	HEIKKILA P		- Goalkeeper in
Penalty	33:05	35:05	CHN	2 min.	32	LI HG		- Tripping
Penalty	37:31	39:31	CHN	2 min.	17	SHEN YF		- Interference
<b>Goal</b>	<b>39:29</b>	<b>12 : 0</b>	<b>CHN</b>	<b>SH1</b>	<b>32</b>	<b>LI HG</b>	(6)	30 QIU DP On Ice CHN 20 24 28 30 32 FIN 5 6 8 12 36 97
GK	45:00		CHN					20 JI YZ - Goalkeeper out
GK	45:00		FIN					5 HEIKKILA P - Goalkeeper out



SAT 18 SEP 2021

Start Time 13:30

End Time 15:05

Round Robin, Game 5



## Goalkeeper Records

Team : CHN - China

No.	Name	SOG	SVS	MIP
20	JI Yan Zhao	0	0	30:00
1	WANG Wei	1	1	15:00

Team : FIN - Finland

No.	Name	SOG	SVS	MIP
35	KARKO Timo	34	23	30:00
5	HEIKKILA Pasi	10	9	15:00

## Game Statistics

Team : CHN (red)

Head Coach : SHARSHUKOV Nikolay

Head Coach : SHARSHUKOV Nikolay											Shots on Goal						
No.	Pos.	Name	Gen	G	A	P	PIM	FO+	FO-	FO+/-	FO%	1	2	3	OT	TS	+/-
7	D	XU Jin Qiang +A	M	0	2	2	0	0	0	0	0.00	1	0	1		2	+7
8	F	WANG Zhi Dong	M	1	2	3	0	11	1	10	91.67	4	3	3		10	+4
17	F	SHEN Yi Feng	M	2	1	3	2	0	0	0	0.00	6	0	0		6	+4
23	F	CUI Yu Tao +C	M	1	3	4	0	0	0	0	0.00	1	0	0		1	+4
24	D	ZHU Zhan Fu (BP)	M	2	0	2	0	0	0	0	0.00	2	0	0		2	+8
10	D	LI Zhen Yang	M	0	0	0	0	0	0	0	0.00	1	1	0		2	+1
12	F	CHE Hang	M	0	0	0	0	0	0	0	0.00	0	1	2		3	+2
28	F	TIAN Jin Tao	M	1	2	3	0	8	4	4	66.67	3	0	0		3	+6
30	F	QIU Dian Peng	M	0	2	2	0	1	0	1	100.00	0	0	1		1	+5
32	F	LI Hong Guan	M	3	0	3	4	0	0	0	0.00	1	3	2		6	+6
11	F	YU Jing	F	0	0	0	0	0	0	0	0.00	0	0	0		0	+1
15	F	SONG Xiao Dong	M	1	1	2	0	2	0	2	100.00	4	0	0		4	+2
18	F	WANG Ju Jiang	M	1	0	1	2	0	0	0	0.00	1	1	1		3	+1
19	F	ZHANG Zheng	M	0	2	2	0	6	0	6	100.00	1	0	0		1	+2
1	GK	WANG Wei	M	0	0	0	0					0	0	0		0	
20	GK	JI Yan Zhao	M	0	0	0	0					0	0	0		0	
Total				12	15	27	8	28	5	23	84.85	25	9	10		44	

Team : FIN (white)

Head Coach : HARKALA Jari

Head Coach : HARKALA Jari											Shots on Goal						
No.	Pos.	Name	Gen	G	A	P	PIM	FO+	FO-	FO+/-	FO%	1	2	3	OT	TS	+/-
8	D	ROPONEN Jani (BP)	M	0	0	0	2	0	0	0	0.00	0	0	0		0	-9
12	D	PAKARINEN Lasse +A	M	0	0	0	2	0	0	0	0.00	1	0	0		1	-8
13	F	HIRVELA Markku +A	M	0	0	0	0	0	1	-1	0.00	0	0	0		0	-5
17	F	KANGASTIE Harri +C	M	0	0	0	0	5	14	-9	26.32	0	0	0		0	-4
26	F	ROVIO Eemi	M	0	0	0	0	0	0	0	0.00	0	0	0		0	-5
6	F	VESIKANSA Markku	M	0	0	0	0	0	2	-2	0.00	0	0	0		0	-6
15	D	KURKI Leevi	M	0	0	0	0	0	0	0	0.00	0	0	0		0	0
25	D	HIMANEN Juhamatti	M	0	0	0	0	0	0	0	0.00	0	0	0		0	-5
36	F	LEHTO Markus	M	0	0	0	0	0	11	-11	0.00	0	0	0		0	-7
97	F	SILEN Niko	M	0	0	0	0	0	0	0	0.00	0	0	0		0	-6
5	GK	HEIKKILA Pasi	M	0	0	0	0					0	0	0		0	
35	GK	KARKO Timo	M	0	0	0	0					0	0	0		0	
Total				0	0	0	4	5	28	-23	15.15	1	0	0		1	

## Round Robin

R	Team	GP	W	OTW	OTL	L	GDF	GF : GA	PTS
1	CHN	2	2	0	0	0	+30	30 : 0	6
2	GER	1	1	0	0	0	+7	7 : 0	3
3	SWE	1	1	0	0	0	+6	6 : 0	3
4	JPN	2	1	0	0	1	+3	10 : 7	3
5	FIN	2	0	0	0	2	-18	0 : 18	0
6	POL	2	0	0	0	2	-28	0 : 28	0

	CHN	FIN	GER	JPN	POL	SWE
CHN	*****	12:0	WED 22 SEP 13:30	SUN 19 SEP 10:00	18:0	TUE 21 SEP 17:00
FIN	0:12	*****	SUN 19 SEP 13:30	TUE 21 SEP 13:30	WED 22 SEP 10:00	0:6
GER	WED 22 SEP 13:30	SUN 19 SEP 13:30	*****	7:0	TUE 21 SEP 10:00	SAT 18 SEP 17:00
JPN	SUN 19 SEP 10:00	TUE 21 SEP 13:30	0:7	*****	10:0	WED 22 SEP 17:00
POL	0:18	WED 22 SEP 10:00	TUE 21 SEP 10:00	0:10	*****	SUN 19 SEP 17:00
SWE	TUE 21 SEP 17:00	6:0	SAT 18 SEP 17:00	WED 22 SEP 17:00	SUN 19 SEP 17:00	*****



Ostersund Arena

**SAT 18 SEP 2021**

Start Time 13:30

End Time 15:05

Ice Hockey

Mixed

Round Robin, Game 5



**Legend:**

<b>(G)</b>	Goals in tournament	<b>*</b>	does not count for Plus/minus	<b>+/-</b>	Plus/minus net	<b>+A</b>	Assistant captain
<b>+C</b>	Captain	<b>A</b>	Assists	<b>D</b>	Defence	<b>EQ</b>	Equal strength
<b>ET/Res</b>	Penalty end time/Result of game	<b>F</b>	Female / Forward	<b>FO-</b>	Face-offs lost	<b>FO%</b>	Face-offs won as percentage
<b>FO+</b>	Face-offs won	<b>FO+/-</b>	Face-offs net	<b>G</b>	Goals	<b>GA</b>	Goals against
<b>GDF</b>	Goal difference	<b>Gen</b>	Gender	<b>GF</b>	Goals for	<b>GK</b>	Goalkeeper
<b>GP</b>	Games played	<b>L</b>	Losses	<b>M</b>	Male	<b>MIP</b>	Minutes in play (GK)
<b>No.</b>	Jersey number	<b>OT</b>	Overtime	<b>OTL</b>	Overtime losses	<b>OTW</b>	Overtime wins
<b>P</b>	Points	<b>PIM</b>	Penalties in minutes	<b>Pos.</b>	Position	<b>PP1</b>	Power play - 1 player
<b>PPG</b>	Power play goals	<b>PTS</b>	Points	<b>R</b>	Rank	<b>SH1</b>	Shorthanded - 1 player
<b>SHG</b>	Shorthanded goals	<b>SOG</b>	Shots on goal	<b>SVS</b>	Saves	<b>TPP</b>	Time on power play
<b>TS</b>	Total shots	<b>W</b>	Wins				



Shot Chart  
CHN - FIN

Shots by FIN  
Goals (o): 0  
SSP (-): 1  
SSG (+): 1  
SPG (-): 0



GK 1 of CHN



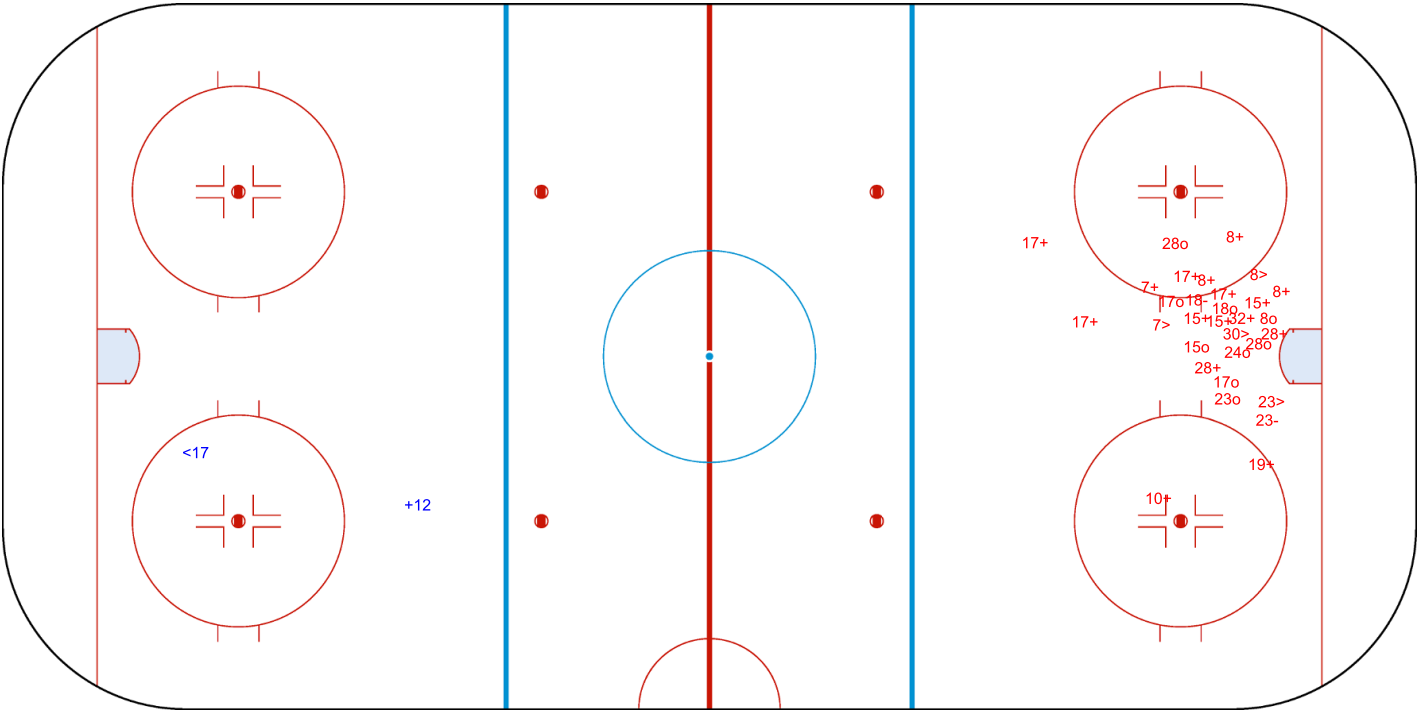
Period: 1



Shots by CHN  
Goals (o): 9  
SSP (>): 4  
SSG (+): 16  
SPG (-): 2



GK 35 of FIN



Legend:					
GK	Goalkeeper	SPG	Shots past goal	SSG	Shots saved by goalkeeper
				SSP	Shots saved by player



Ostersund Arena

SAT 18 SEP 2021

Start Time 13:30

Ice Hockey

Mixed

Round Robin, Game 5



## Shot Chart

CHN - FIN


Shots by CHN

Goals (o): 2

SSP (<): 3

SSG (+): 7

SPG (-): 1



GK 35 of FIN



Period: 2



Shots by FIN

Goals (o): 0

SSP (>): 0

SSG (+): 0

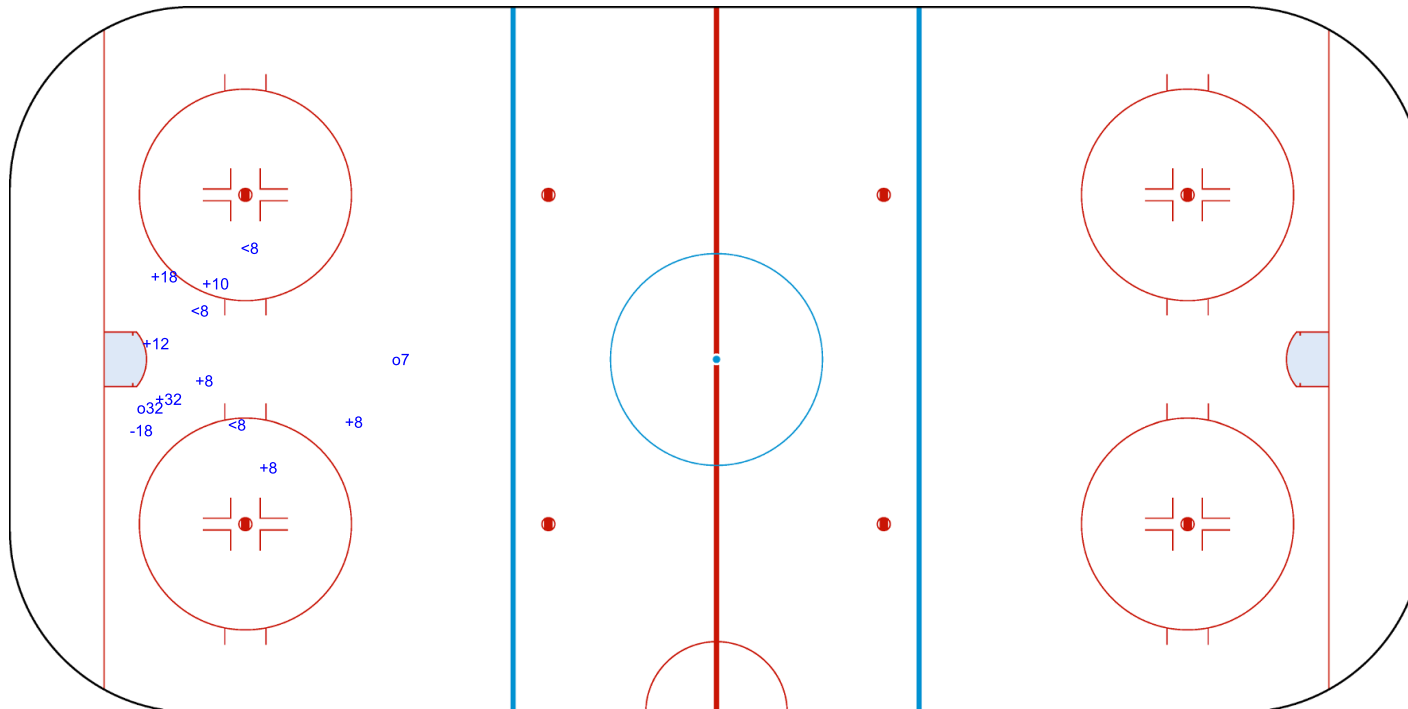
SPG (-): 0



GK 1 of CHN



GK 20 of CHN



### Legend:

**GK** Goalkeeper

**SPG** Shots past goal

**SSG** Shots saved by goalkeeper

**SSP** Shots saved by player



Shot Chart  
CHN - FIN

Shots by FIN  
Goals (o): 0  
SSP (<): 0  
SSG (+): 0  
SPG (-): 0



GK 20 of CHN



Period: 3



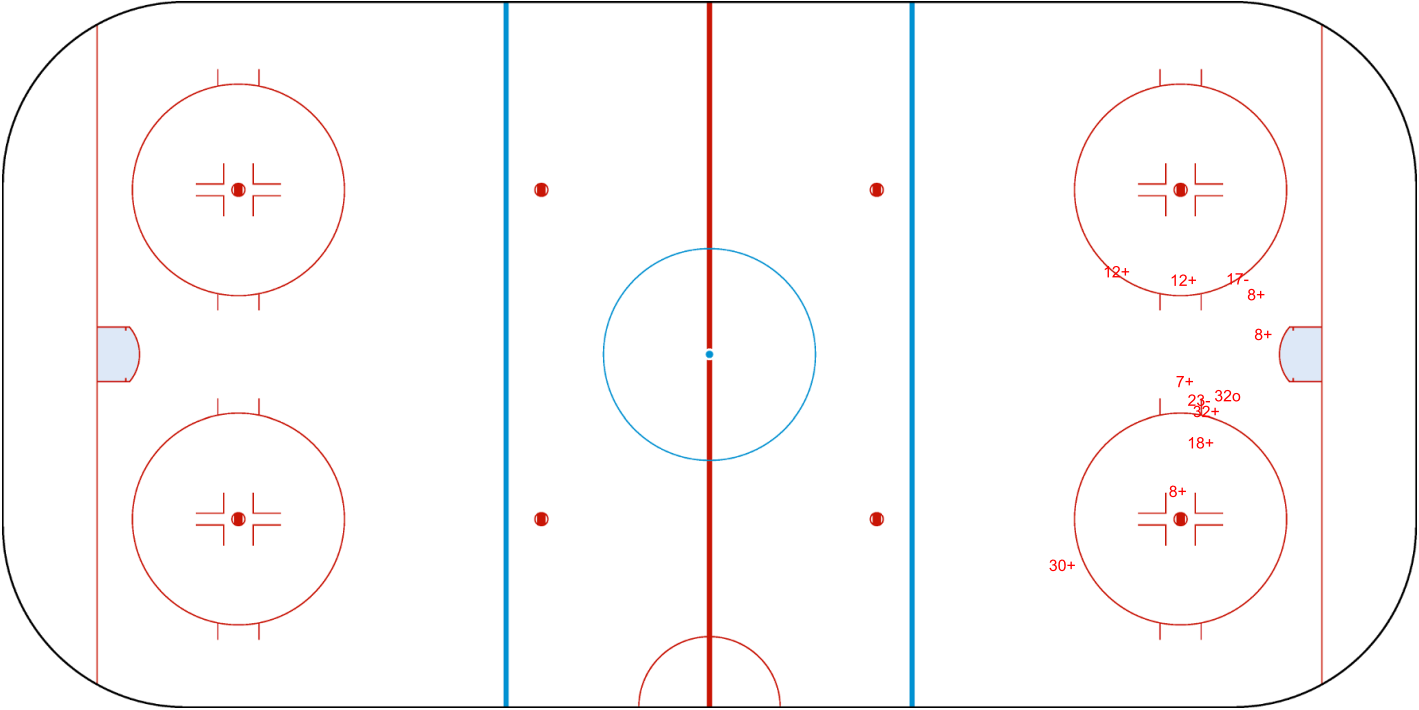
Shots by CHN  
Goals (o): 1  
SSP (>): 0  
SSG (+): 9  
SPG (-): 2



GK 35 of FIN



GK 5 of FIN



Legend:					
GK	Goalkeeper	SPG	Shots past goal	SSG	Shots saved by goalkeeper
				SSP	Shots saved by player



## Face-off Chart

## CHN - FIN

## PERIOD 1

Total wins / period	CHN	FIN	CHN	FIN	CHN	FIN	Total wins all zones
	Def. zone	Att. zone	Neutral zone		Att. zone	Def. zone	
	- 28	+ 17	+ 8	- 17	+ 19	- 17	
			+ 28	- 36	+ 15	- 36	
			- 28	+ 17	+ 19	- 36	
			- 28	+ 17	- 28	+ 17	
			+ 8	- 36	+ 8	- 36	
			+ 8	- 17	+ 8	- 36	
			+ 19	- 36			
			+ 8	- 36			
		+ 19	- 17				
		+ 19	- 17				
		+ 28	- 17				
0 / 0%		1 / 100%	9 / 82%	2 / 18%	5 / 83%	1 / 17%	

## PERIOD 2

Total wins / period	CHN		FIN		CHN		FIN		Total wins all zones
	Def. zone	Att. zone	Neutral zone		Att. zone	Def. zone			
	+ 8	- 13	- 8	+ 17	+ 28	- 6			
	+ 8	- 36	+ 8	- 17	+ 28	- 17			
			+ 28	- 6	+ 28	- 17			
		+ 28	- 17						

## PERIOD 3

Total wins / period	CHN		FIN		CHN		FIN		Total wins all zones	
	Def. zone	Att. zone	Neutral zone		Att. zone	Def. zone				
	+ 28	- 17	+ 8	- 17	+ 19	- 36				
	+ 15	- 17	+ 8	- 17	+ 30	- 36				
	2 / 100%	0 / 0%	2 / 100%	0 / 0%	2 / 100%	0 / 0%				

## TOTAL

Total wins / game	CHN	FIN	CHN	FIN	CHN	FIN	Total wins all zones	
	Def. zone	Att. zone	Neutral zone		Att. zone	Def. zone		
							CHN	FIN
	4 / 80%	1 / 20%	14 / 82%	3 / 18%	10 / 91%	1 / 9%	28 / 85%	5 / 15%





## HEAD TO HEAD

		FIN								
No.		6	13	17	36	Tot	wins CHN	Dz	Nz	Az
CHN	8		1 - 0	5 - 1	5 - 0	12	11 92%	2 100%	7 88%	2 100%
	15			1 - 0	1 - 0	2	2 100%	1 100%		1 100%
	19			3 - 0	3 - 0	6	6 100%		3 100%	3 100%
	28	2 - 0		5 - 4	1 - 0	12	8 67%	1 50%	4 67%	3 75%
	30				1 - 0	1	1 100%			1 100%
Tot		2	1	19	11	33	28 85%	4 80%	14 82%	10 91%
wins FIN		0 0%	0 0%	5 26%	0 0%	5 15%				
Dz		0 0%		1 25%	0 0%	1 9%				
Nz		0 0%		3 25%	0 0%	3 18%				
Az			0 0%	1 33%	0 0%	1 20%				

## Legend:

**Az** Attacking zone      **Dz** Defending zone      **No.** Jersey number      **Nz** Neutral zone      **Tot** Total face-offs played



## Game Roster

## SWE - GER

## Referee

YAMAGUCHI Sotaro (JPN)

## Linesmen

LEGA Simone (ITA) , SORAPERRA Simone (ITA)

## Goalkeepers

Team: SWE

No.	Name	Gen	GP	MIP	GA	SVS	SOG	SVS%	GAA
5	NILSSON Ulf	M	1	45:00	0	5	5	100.00	0.00
22	SIREN Staffan	M	1	00:00	0	0	0	0.00	0.00

## Team Roster

Team: SWE (yellow)

No.	Pos.	Name	Gen	GP	G	A	PTS	PIM	+/-
3	D	INGVARSSON Niklas	M	1	1	2	3	2	+5
5	GK	NILSSON Ulf	M	1	0	0	0	0	
6	D	NILSSON Peter	M	1	0	1	1	0	+6
10	F	MENG Robin	M	1	3	3	6	0	+6
11	D	LUNDGREN Rasmus	M	1	1	1	2	0	+6
15	F	HEDBERG Christian	M	1	0	0	0	2	0
18	F	OJALA Peter	M	1	0	0	0	0	0
19	D	WISTRAND Anders	M	1	0	0	0	0	0
22	GK	SIREN Staffan	M	1	0	0	0	0	
37	D	STRANDMARK Johan	M	1	0	0	0	2	+1
93	F	DICKSON GYLLSTEN Maximilian	M	1	1	3	4	2	+6

Head Coach: LAHTINEN Timo

Team: GER

No.	Name	Gen	GP	MIP	GA	SVS	SOG	SVS%	GAA
22	MUEHLHANS Veit	M	1	00:00	0	0	0	0.00	0.00
47	KUNST Simon	M	1	45:00	0	11	11	100.00	0.00

Team: GER (black)

No.	Pos.	Name	Gen	GP	G	A	PTS	PIM	+/-
3	F	DISVELD Bas	M	1	1	0	1	0	+2
6	D	RAEDLER Hugo	M	1	1	0	1	0	+2
8	F	RENNHACK Frank	M	1	1	0	1	2	+3
11	F	WOLFF Jacob	M	1	0	0	0	0	0
22	GK	MUEHLHANS Veit	M	1	0	0	0	0	
33	F	KUHLI-LAUENSTEIN Ingo	M	1	0	1	1	0	+3
43	F	HERING Bernhard	M	1	1	0	1	0	+2
44	F	BRELAGE Jan Malte	M	0	0	0	0	0	0
47	GK	KUNST Simon	M	1	0	0	0	0	
52	D	PABST Robert	M	1	0	1	1	2	+4
69	D	SKLORZ Lucas	M	1	0	3	3	0	+4
77	F	WEDDE Joerg	M	1	1	2	3	0	+2
83	D	PILZ Christian	M	1	0	0	0	0	0
97	F	SCHRADER Felix	M	1	2	2	4	2	+3

Head Coach: POKORNY Andreas

## Legend:

<b>A</b> Assists	<b>D</b> Defence	<b>F</b> Forward	<b>G</b> Goals
<b>GA</b> Goals against	<b>GAA</b> Goals against as average per 45 minutes	<b>Gen</b> Gender	<b>GK</b> Goalkeeper
<b>GP</b> Games played	<b>M</b> Male	<b>MIP</b> Minutes and seconds played	<b>No.</b> Jersey number
<b>PIM</b> Penalties in minutes	<b>Pos.</b> Position	<b>PTS</b> Points	<b>SOG</b> Shots on goal
<b>SVS</b> Saves	<b>SVS%</b> Saves in percentage	<b>+/-</b> Plus/minus net	



## Line-ups

## SWE - GER

## Referee

YAMAGUCHI Sotaro (JPN)

## Linesmen

LEGA Simone (ITA) , SORAPERRA Simone (ITA)

## Goalkeepers

Team: SWE

No.	Name	Gen
5	NILSSON Ulf	M
22	SIREN Staffan	M

## Team Line-ups

Team: SWE (yellow)

No.	Pos.	Name	Gen
3	D	INGVARSSON Niklas +A	M
6	D	NILSSON Peter +A	M
11	D	LUNDGREN Rasmus	M
10	F	MENG Robin	M
93	F	DICKSON GYLLSTEN Maximilian	M
19	D	WISTRAND Anders	M
37	D	STRANDMARK Johan	M
15	F	HEDBERG Christian	M
18	F	OJALA Peter +C	M

Head Coach: LAHTINEN Timo

Team: GER

No.	Name	Gen
47	KUNST Simon	M
22	MUEHLHANS Veit	M

Team: GER (black)

No.	Pos.	Name	Gen
6	D	RAEDLER Hugo +A	M
69	D	SKLORZ Lucas	M
3	F	DISVELD Bas +C	M
43	F	HERING Bernhard	M
77	F	WEDDE Joerg +A	M
52	D	PABST Robert	M
83	D	PILZ Christian	M
8	F	RENNHACK Frank	M
33	F	KUHLI-LAUENSTEIN Ingo	M
97	F	SCHRADER Felix	M
11	F	WOLFF Jacob	M

Head Coach: POKORNY Andreas

## NOT DRESSED:

44	F	BRELAGE Jan Malte	M
----	---	-------------------	---

## Legend:

<b>D</b>	Defence	<b>F</b>	Forward	<b>Gen</b>	Gender	<b>M</b>	Male
<b>No.</b>	Jersey number	<b>Pos.</b>	Position	<b>+A</b>	Assistant captain	<b>+C</b>	Captain



## Graphical Line-ups

## SWE - GER

## Referee

YAMAGUCHI Sotaro (JPN)

## Linesmen

LEGA Simone (ITA) , SORAPERRA Simone (ITA)

Team: SWE - Sweden (yellow)

Head Coach: LAHTINEN Timo

S1 5 NILSSON Ulf			
22 SIREN Staffan			
S2 3 INGVARSSON Niklas +A	S3 6 NILSSON Peter +A		
S4 10 MENG Robin	S5 11 LUNDGREN Rasmus	S6 93 DICKSON GYLLSTEN Maximilian	
15 HEDBERG Christian		37 STRANDMARK Johan	
18 OJALA Peter +C	19 WISTRAND Anders		

Team: GER - Germany (black)

Head Coach: POKORNY Andreas

S1 47 KUNST Simon			
22 MUEHLHANS Veit			
S2 6 RAEDLER Hugo +A	S3 69 SKLORZ Lucas		
S4 3 DISVELD Bas +C	S5 43 HERING Bernhard	S6 77 WEDDE Joerg +A	
52 PABST Robert		83 PILZ Christian	
8 RENNHACK Frank	33 KUHLE-LAUENSTEIN Ingo	97 SCHRADER Felix	
11 WOLFF Jacob			

## Legend:

Sn Starting position

+A Assistant captain

+C Captain



SAT 18 SEP 2021

Start Time 17:00

End Time 18:37

Round Robin, Game 6



## Game Summary

SWE - GER 1 - 3 (0 - 0, 1 - 3, 0 - 0)

Spectators	Referee	Linesmen
100	YAMAGUCHI Sotaro (JPN)	LEGA Simone (ITA) , SORAPERRA Simone (ITA)

## Team Statistics

Period	Score	SVS	SOG	PIM	TPP	PPG	SHG
1	0 : 0	9 : 0	0 : 9	2 : 0	00:00 : 00:00	0 : 0	0 : 0
2	1 : 3	5 : 3	4 : 8	0 : 2	01:33 : 01:33	0 : 0	0 : 0
3	0 : 0	8 : 3	3 : 8	2 : 2	02:00 : 02:00	0 : 0	0 : 0
<b>Total</b>	<b>1 : 3</b>	<b>22 : 6</b>	<b>7 : 25</b>	<b>4 : 4</b>	<b>03:33 : 03:33</b>	<b>0 : 0</b>	<b>0 : 0</b>

## 1st Period

Action	Time	ET/Res	Team	Type	No.	Name	(G) Name of Assistant(s) / Action Description
GK	00:00		SWE		5	NILSSON U	- Goalkeeper in
GK	00:00		GER		47	KUNST S	- Goalkeeper in
Penalty	15:00	17:00	SWE	2 min.	93	DICKSON GYLLSTEN M	- Roughing

## 2nd Period

Action	Time	ET/Res	Team	Type	No.	Name	(G) Name of Assistant(s) / Action Description
Penalty	16:33	18:33	GER	2 min.	33	KUHLI-LAUENSTEIN I	- Interference
<b>Goal</b>	<b>18:57</b>	<b>1 : 0</b>	<b>SWE</b>	<b>EQ</b>	<b>6</b>	<b>NILSSON P</b>	(1) 11 LUNDGREN R On Ice SWE 5 3 6 10 11 93 3 INGVARSSON N GER 47 3 6 43 52 77
<b>Goal</b>	<b>20:56</b>	<b>1 : 1</b>	<b>GER</b>	<b>EQ</b>	<b>3</b>	<b>DISVELD B</b>	(2) 43 HERING B On Ice SWE 5 3 6 10 11 93 GER 47 3 43 52 69 77
<b>Goal</b>	<b>21:38</b>	<b>1 : 2</b>	<b>GER</b>	<b>EQ</b>	<b>43</b>	<b>HERING B</b>	(2) On Ice SWE 5 3 6 10 11 15 GER 47 3 6 43 69 77
<b>Goal</b>	<b>23:26</b>	<b>1 : 3</b>	<b>GER</b>	<b>EQ</b>	<b>33</b>	<b>KUHLI-LAUENSTEIN I</b>	(1) 8 RENNHACK F On Ice SWE 5 3 6 10 11 18 6 RAEDLER H GER 47 6 8 33 52 97

## 3rd Period

Action	Time	ET/Res	Team	Type	No.	Name	(G) Name of Assistant(s) / Action Description
Penalty	37:34	39:34	SWE	2 min.	11	LUNDGREN R	- Slashing
Time-out	39:49		GER				
Penalty	41:33	43:33	GER	2 min.	69	SKLORZ L	- Delaying the Game
GK	41:33		SWE				5 NILSSON U - Goalkeeper out
GK	45:00		GER				47 KUNST S - Goalkeeper out

## Goalkeeper Records

Team : SWE - Sweden

No.	Name	SOG	SVS	MIP
5	NILSSON Ulf	25	22	41:33
22	SIREN Staffan			

Team : GER - Germany

No.	Name	SOG	SVS	MIP
47	KUNST Simon	7	6	45:00
22	MUEHLHANS Veit			

## Game Statistics

Team : SWE (yellow)

Head Coach : LAHTINEN Timo

Head Coach : LAHTINEN Timo											Shots on Goal						
No.	Pos.	Name	Gen	G	A	P	PIM	FO+	FO-	FO+/-	FO%	1	2	3	OT	TS	+/-
3	D	INGVARSSON Niklas +A	M	0	1	1	0	9	3	6	75.00	0	0	2		2	-2
6	D	NILSSON Peter +A	M	1	0	1	0	0	0	0	0.00	0	3	0		3	-2
10	F	MENG Robin	M	0	0	0	0	0	0	0	0.00	0	1	0		1	-2
11	D	LUNDGREN Rasmus (BP)	M	0	1	1	2	9	16	-7	36.00	0	0	1		1	-2
93	F	DICKSON GYLLSTEN Maximilian	M	0	0	0	2	0	0	0	0.00	0	0	0		0	0
15	F	HEDBERG Christian	M	0	0	0	0	1	1	0	50.00	0	0	0		0	-1
18	F	OJALA Peter +C	M	0	0	0	0	0	0	0	0.00	0	0	0		0	-1
19	D	WISTRAND Anders	M	0	0	0	0	0	0	0	0.00	0	0	0		0	0
37	D	STRANDMARK Johan	M	0	0	0	0	0	0	0	0.00	0	0	0		0	0
5	GK	NILSSON Ulf	M	0	0	0	0					0	0	0		0	



## Ostersund Arena

## Ice Hockey

## Mixed

SAT 18 SEP 2021

Start Time 17:00

End Time 18:37

Round Robin, Game 6



Head Coach : LAHTINEN Timo

Head Coach : LAHTINEN Timo											Shots on Goal						
No.	Pos.	Name	Gen	G	A	P	PIM	FO+	FO-	FO+/-	FO%	1	2	3	OT	TS	+/-
22	GK	SIREN Staffan	M	0	0	0	0					0	0	0		0	
Total				1	2	3	4	19	20	-1	48.72	0	4	3		7	

Team : GER (black)

Head Coach : POKORNY Andreas

Head Coach : POKORNY Andreas												Shots on Goal					
No.	Pos.	Name	Gen	G	A	P	PIM	FO+	FO-	FO+/-	FO%	1	2	3	OT	TS	+/-
3	F	DISVELD Bas +C	M	1	0	1	0	0	0	0	0.00	0	1	0		1	+1
6	D	RAEDLER Hugo +A	M	0	1	1	0	0	0	0	0.00	1	0	1		2	+1
43	F	HERING Bernhard	M	1	1	2	0	10	9	1	52.63	0	2	1		3	+1
69	D	SKLORZ Lucas (BP)	M	0	0	0	2	0	0	0	0.00	1	2	0		3	+2
77	F	WEDDE Joerg +A	M	0	0	0	0	0	0	0	0.00	0	1	1		2	+1
8	F	RENNHACK Frank	M	0	1	1	0	10	10	0	50.00	3	1	2		6	+1
33	F	KUHLI-LAUENSTEIN Ingo	M	1	0	1	2	0	0	0	0.00	0	1	1		2	+1
52	D	PABST Robert	M	0	0	0	0	0	0	0	0.00	2	0	1		3	+1
83	D	PILZ Christian	M	0	0	0	0	0	0	0	0.00	0	0	0		0	0
97	F	SCHRADER Felix	M	0	0	0	0	0	0	0	0.00	2	0	1		3	+1
11	F	WOLFF Jacob	M	0	0	0	0	0	0	0	0.00	0	0	0		0	0
22	GK	MUEHLHANS Veit	M	0	0	0	0					0	0	0		0	
47	GK	KUNST Simon	M	0	0	0	0					0	0	0		0	
Total				3	3	6	4	20	19	1	51.28	9	8	8		25	

## Round Robin

R	Team	GP	W	OTW	OTL	L	GDF	GF : GA	PTS
1	CHN	2	2	0	0	0	+30	30 : 0	6
2	GER	2	2	0	0	0	+9	10 : 1	6
3	SWE	2	1	0	0	1	+4	7 : 3	3
4	JPN	2	1	0	0	1	+3	10 : 7	3
5	FIN	2	0	0	0	2	-18	0 : 18	0
6	POL	2	0	0	0	2	-28	0 : 28	0

	CHN	FIN	GER	JPN	POL	SWE
CHN	*****	12:0	WED 22 SEP 13:30	SUN 19 SEP 10:00	18:0	TUE 21 SEP 17:00
FIN	0:12	*****	SUN 19 SEP 13:30	TUE 21 SEP 13:30	WED 22 SEP 10:00	0:6
GER	WED 22 SEP 13:30	SUN 19 SEP 13:30	*****	7:0	TUE 21 SEP 10:00	3:1
JPN	SUN 19 SEP 10:00	TUE 21 SEP 13:30	0:7	*****	10:0	WED 22 SEP 17:00
POL	0:18	WED 22 SEP 10:00	TUE 21 SEP 10:00	0:10	*****	SUN 19 SEP 17:00
SWE	TUE 21 SEP 17:00	6:0	1:3	WED 22 SEP 17:00	SUN 19 SEP 17:00	*****

## Legend:

(G)	Goals in tournament	+/-	Plus/minus net	+A	Assistant captain	+C	Captain
A	Assists	D	Defence	EQ	Equal strength	ET/Res	Penalty end time/Result of game
F	Forward	FO-	Face-offs lost	FO%	Face-offs won as percentage	FO+	Face-offs won
FO+/-	Face-offs net	G	Goals	GA	Goals against	GDF	Goal difference
Gen	Gender	GF	Goals for	GK	Goalkeeper	GP	Games played
L	Losses	M	Male	MIP	Minutes in play (GK)	No.	Jersey number
OT	Overtime	OTL	Overtime losses	OTW	Overtime wins	P	Points
PIM	Penalties in minutes	Pos.	Position	PPG	Power play goals	PTS	Points
R	Rank	SHG	Shorthanded goals	SOG	Shots on goal	SVS	Saves
TPP	Time on power play	TS	Total shots	W	Wins		



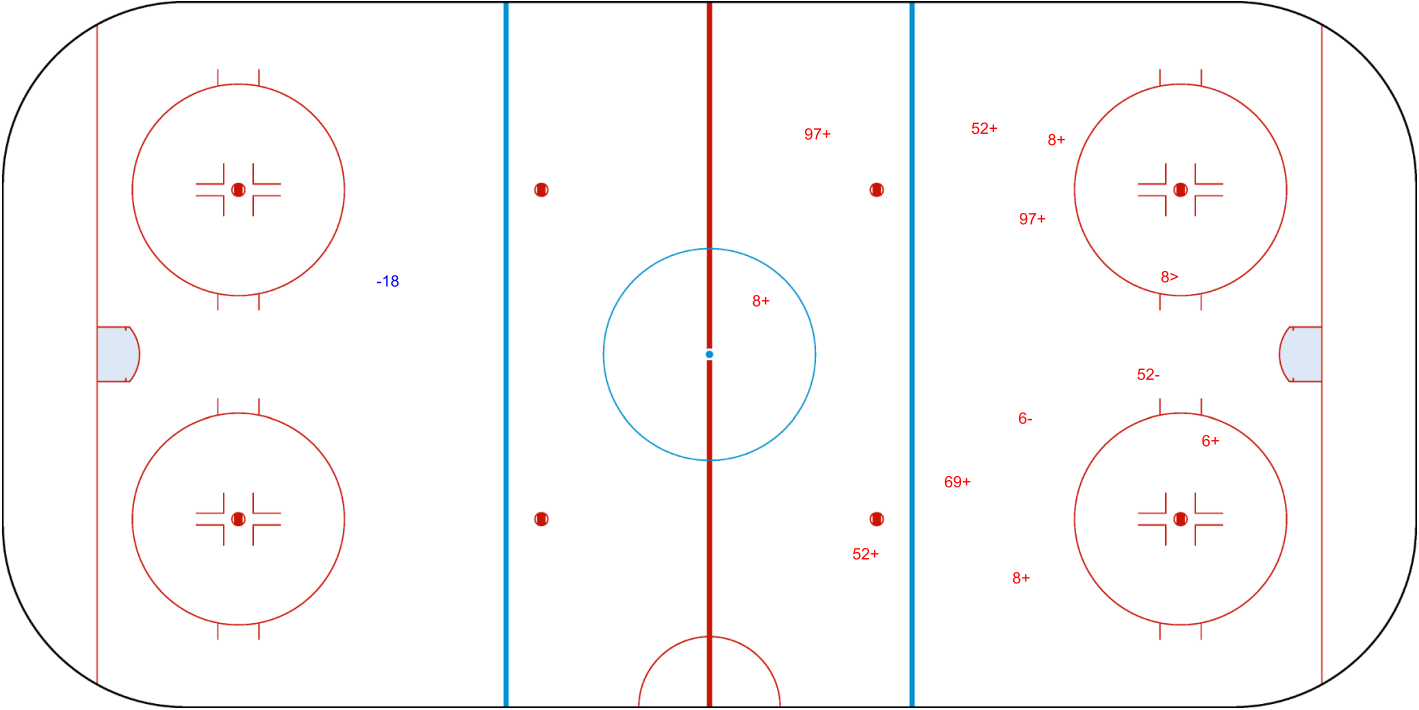
Shot Chart  
SWE - GER

Shots by SWE  
Goals (o): 0  
SSP (<): 0  
SSG (+): 0  
SPG (-): 1



GER → Period: 1 ← SWE

Shots by GER  
Goals (o): 0  
SSP (>): 1  
SSG (+): 9  
SPG (-): 2

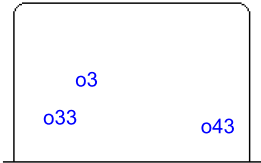


Legend:					
GK	Goalkeeper	SPG	Shots past goal	SSG	Shots saved by goalkeeper
				SSP	Shots saved by player



Shot Chart  
SWE - GER

Shots by GER  
Goals (o): 3  
SSP (<): 0  
SSG (+): 5  
SPG (-): 2



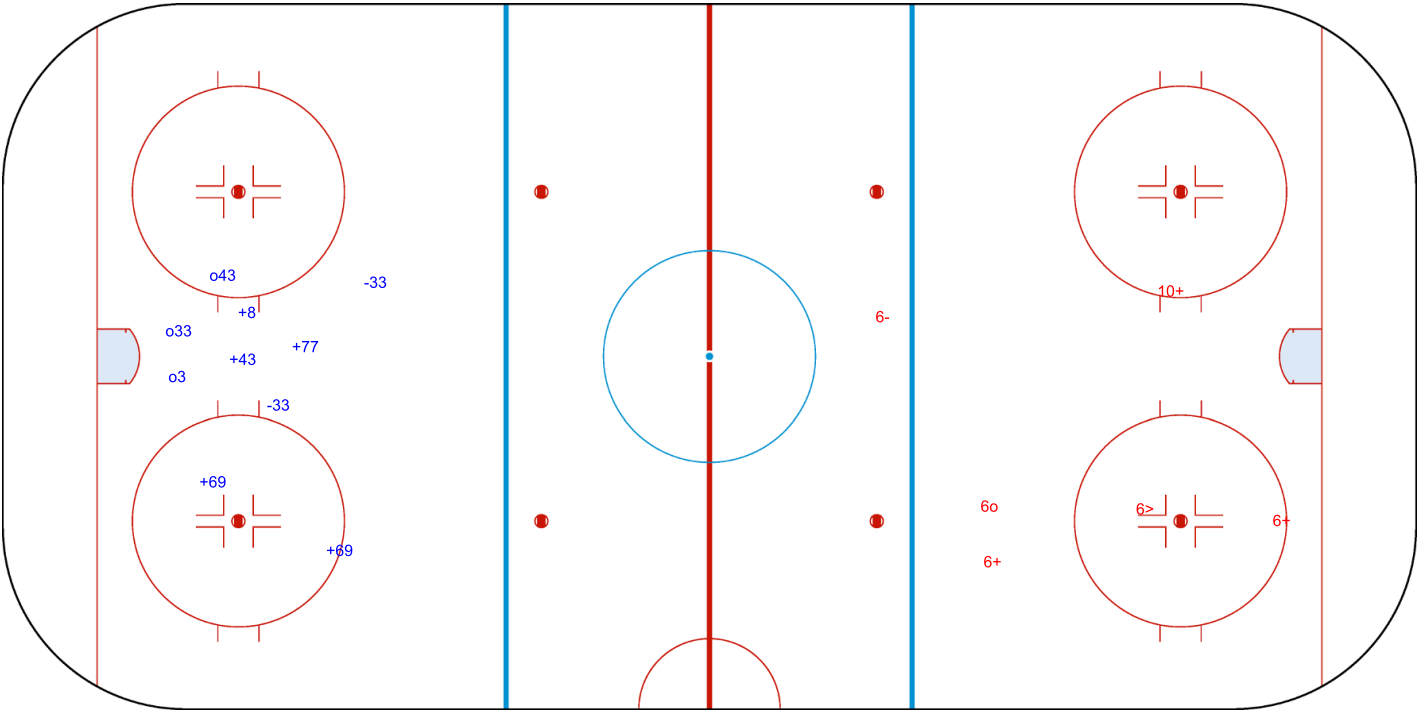
GK 5 of SWE

SWE → Period: 2 ← GER

Shots by SWE  
Goals (o): 1  
SSP (>): 1  
SSG (+): 3  
SPG (-): 1



GK 47 of GER



Legend:					
GK	Goalkeeper	SPG	Shots past goal	SSG	Shots saved by goalkeeper
				SSP	Shots saved by player





Ostersund Arena

SAT 18 SEP 2021

Start Time 17:00

Ice Hockey

Mixed

Round Robin, Game 6



## Shot Chart SWE - GER

Shots by SWE

Goals (o): 0

SSP (<): 2

SSG (+): 3

SPG (-): 2



GK 47 of GER



Period: 3



Shots by GER

Goals (o): 0

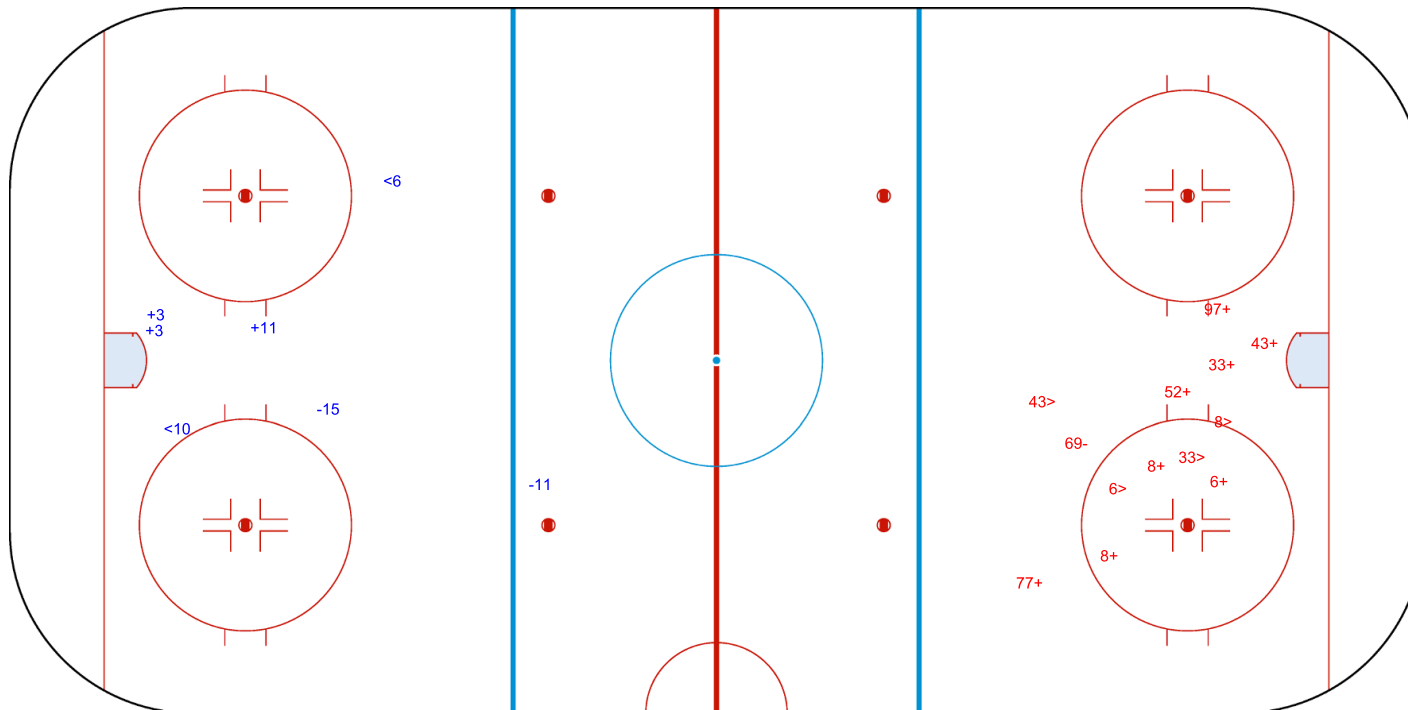
SSP (>): 4

SSG (+): 8

SPG (-): 1



GK 5 of SWE



### Legend:

**GK**

Goalkeeper

**SPG**

Shots past goal

**SSG**

Shots saved by goalkeeper

**SSP**

Shots saved by player



## Face-off Chart

## SWE - GER

## PERIOD 1

	SWE		GER		SWE		GER		SWE		GER		
	Def. zone	Att. zone	Def. zone	Att. zone	Def. zone	Att. zone	Def. zone	Att. zone	Def. zone	Att. zone	Def. zone	Att. zone	
Total wins / period	- 11	+ 8	- 11	+ 43	- 11	+ 43	- 11	+ 43	- 11	+ 43	- 11	+ 43	Total wins all zones
	- 11	+ 8	+ 11	- 8	- 11	+ 8	- 11	+ 8	- 11	+ 8	- 11	+ 8	
	+ 11	- 8			+ 3	- 43							
	+ 11	- 8											
	- 11	+ 8											
	- 11	+ 8											
	+ 11	- 8											
	3 / 43%	4 / 57%	1 / 50%	1 / 50%	1 / 33%	2 / 67%	5 / 42%	7 / 58%					

## PERIOD 2

	SWE		GER		SWE		GER		SWE		GER		
	Def. zone	Att. zone	Def. zone	Att. zone	Def. zone	Att. zone	Def. zone	Att. zone	Def. zone	Att. zone	Def. zone	Att. zone	
Total wins / period	+ 3	- 8	+ 11	- 8	- 3	+ 43	- 3	+ 43	- 3	+ 43	- 3	+ 43	Total wins all zones
	- 11	+ 43	- 11	+ 43	+ 3	- 43	+ 3	- 43	+ 3	- 43	+ 3	- 43	
	+ 3	- 43	- 11	+ 8	+ 11	- 43	- 11	+ 8	- 11	+ 8	- 11	+ 8	
	+ 3	- 8	+ 11	- 43	- 3	+ 43	+ 11	- 43	- 3	+ 43	+ 11	- 43	
	+ 3	- 8	+ 11	- 8	+ 3	- 43	- 11	+ 43	+ 3	- 43	- 11	+ 43	
			+ 11	- 43			- 11	+ 43			- 11	+ 43	
			- 11	+ 43			- 11	+ 43			- 11	+ 43	
	4 / 80%	1 / 20%	4 / 50%	4 / 50%	3 / 60%	2 / 40%	11 / 61%	7 / 39%					

## PERIOD 3

	SWE		GER		SWE		GER		SWE		GER		
	Def. zone	Att. zone	Def. zone	Att. zone	Def. zone	Att. zone	Def. zone	Att. zone	Def. zone	Att. zone	Def. zone	Att. zone	
Total wins / period	- 11	+ 8	- 11	+ 43	+ 3	- 43	- 11	+ 8	- 11	+ 8	- 11	+ 8	Total wins all zones
	- 15	+ 8	+ 3	- 43			- 11	+ 8	- 11	+ 8	- 11	+ 8	
	- 11	+ 8	- 3	+ 43			- 11	+ 8	- 11	+ 8	- 11	+ 8	
	- 11	+ 8					- 11	+ 8	- 11	+ 8	- 11	+ 8	
	+ 15	- 8					- 11	+ 8	- 11	+ 8	- 11	+ 8	
							- 11	+ 8	- 11	+ 8	- 11	+ 8	
	1 / 20%	4 / 80%	1 / 33%	2 / 67%	1 / 100%	0 / 0%	3 / 33%	6 / 67%					

## TOTAL

	SWE		GER		SWE		GER		SWE		GER		
	Def. zone	Att. zone	Def. zone	Att. zone	Def. zone	Att. zone	Def. zone	Att. zone	Def. zone	Att. zone	Def. zone	Att. zone	
Total wins / game	8 / 47%	9 / 53%	6 / 46%	7 / 54%	5 / 56%	4 / 44%	19 / 49%	20 / 51%					



## HEAD TO HEAD

		GER							
No.		8	43	Tot	wins SWE	Dz	Nz	Az	
SWE	3	3 - 0	6 - 3	12	9 75%	4 100%	1 50%	4 67%	
	11	6 - 9	3 - 7	25	9 36%	3 27%	5 45%	1 33%	
	15	1 - 1		2	1 50%	1 50%			
	Tot	20	19	39	19 49%	8 47%	6 46%	5 56%	
wins GER		10 50%	10 53%	20 51%					
Dz		1 100%	3 38%	4 44%					
Nz		1 25%	6 67%	7 54%					
Az		8 53%	1 50%	9 53%					

## Legend:

**Az** Attacking zone      **Dz** Defending zone      **No.** Jersey number      **Nz** Neutral zone      **Tot** Total face-offs played



## Game Roster

## JPN - CHN

## Referee

WEBINGER Kevin (CAN)

## Linesmen

NIITTYLA Lari (FIN) , VANEK Jan (CZE)

## Goalkeepers

## Team: JPN

No.	Name	Gen	GP	MIP	GA	SVS	SOG	SVS%	GAA
39	NAGASE Mitsuru	M	2	84:08	7	24	31	77.42	3.74
41	ODAJIMA Osamu	M	2	05:52	0	0	0	0.00	0.00

## Team Roster

## Team: JPN (black)

No.	Pos.	Name	Gen	GP	G	A	PTS	PIM	+/-
1	F	KANEKO Mikio	M	2	0	0	0	4	+1
5	F	NIITSU Kazuyoshi	M	2	1	0	1	4	+3
8	F	ISHIKAWA Yudai	M	2	2	1	3	0	+3
11	F	HAMAMOTO Masaya	M	0	0	0	0	0	0
13	F	YOSHIKAWA Mamoru	M	2	0	3	3	2	+5
16	F	SHIBA Taimei	M	2	0	0	0	0	-2
24	D	SUDO Satoru	M	2	0	0	0	0	+1
25	D	MISAWA Eiji	M	2	0	2	2	2	+1
39	GK	NAGASE Mitsuru	M	2	0	0	0	0	
40	F	SHIOYA Yoshihiro	M	2	1	0	1	4	+2
41	GK	ODAJIMA Osamu	M	2	0	0	0	0	
46	F	MASAHASHI Yukio	M	2	0	0	0	0	+1
70	F	KODAMA Nao	M	2	1	0	1	2	+1
72	D	NASU Norihiko	M	2	0	0	0	0	+1
96	D	KUMAGAI Masaharu	M	2	5	1	6	4	+6

Head Coach: NOBUTA Kenji

## SUSPENDED:

58	F	NAKAMURA Shunsuke	M	2	0	0	0	25	-2
----	---	-------------------	---	---	---	---	---	----	----

## Team: CHN

No.	Name	Gen	GP	MIP	GA	SVS	SOG	SVS%	GAA
1	WANG Wei	M	2	60:00	0	1	1	100.00	0.00
20	JI Yan Zhao	M	2	30:00	0	0	0	0.00	0.00

## Team: CHN (yellow)

No.	Pos.	Name	Gen	GP	G	A	PTS	PIM	+/-
1	GK	WANG Wei	M	2	0	1	1	0	
5	F	BAI Xue Song	M	1	2	2	4	0	+7
7	D	XU Jin Qiang	M	2	0	4	4	0	+17
8	F	WANG Zhi Dong	M	2	3	6	9	0	+11
10	D	LI Zhen Yang	M	1	0	0	0	0	+1
11	F	YU Jing	F	2	0	0	0	0	+1
12	F	CHE Hang	M	1	0	0	0	0	+2
15	F	SONG Xiao Dong	M	2	2	3	5	0	+7
17	F	SHEN Yi Feng	M	2	3	5	8	2	+11
18	F	WANG Ju Jiang	M	2	2	2	4	2	+5
19	F	ZHANG Zheng	M	2	0	5	5	0	+7
20	GK	JI Yan Zhao	M	2	0	0	0	0	
22	D	HU Guang Jian	M	1	2	1	3	0	+7
23	F	CUI Yu Tao	M	2	3	4	7	0	+10
24	D	ZHU Zhan Fu	M	2	4	1	5	0	+18
28	F	TIAN Jin Tao	M	2	3	3	6	0	+13
30	F	QIU Dian Peng	M	2	0	5	5	0	+10
32	F	LI Hong Guan	M	2	6	0	6	4	+11

Head Coach: SHARSHUKOV Nikolay

## Legend:

<b>A</b> Assists	<b>D</b> Defence	<b>F</b> Female / Forward	<b>G</b> Goals
<b>GA</b> Goals against	<b>GAA</b> Goals against as average per 45 minutes	<b>Gen</b> Gender	<b>GK</b> Goalkeeper
<b>GP</b> Games played	<b>M</b> Male	<b>MIP</b> Minutes and seconds played	<b>No.</b> Jersey number
<b>PIM</b> Penalties in minutes	<b>Pos.</b> Position	<b>PTS</b> Points	<b>SOG</b> Shots on goal
<b>SVS</b> Saves	<b>SVS%</b> Saves in percentage	<b>+/-</b> Plus/minus net	



## Line-ups

## JPN - CHN

## Referee

WEBINGER Kevin (CAN)

## Linesmen

NIITTYLA Lari (FIN) , VANEK Jan (CZE)

## Goalkeepers

Team: JPN

No.	Name	Gen
39	NAGASE Mitsuru	M
41	ODAJIMA Osamu	M

## Team Line-ups

Team: JPN (black)

No.	Pos.	Name	Gen
96	D	KUMAGAI Masaharu +A	M
5	F	NIITSU Kazuyoshi	M
8	F	ISHIKAWA Yudai	M
13	F	YOSHIKAWA Mamoru	M
40	F	SHIOYA Yoshihiro +A	M
24	D	SUDO Satoru	M
25	D	MISAWA Eiji	M
16	F	SHIBA Taimei	M
46	F	MASAHASHI Yukio	M
70	F	KODAMA Nao +C	M
72	D	NASU Norihiko	M
1	F	KANEKO Mikio	M
11	F	HAMAMOTO Masaya	M

Head Coach: NOBUTA Kenji

## SUSPENDED:

58 F NAKAMURA Shunsuke M

Team: CHN

No.	Name	Gen
20	JI Yan Zhao	M
1	WANG Wei	M

Team: CHN (yellow)

No.	Pos.	Name	Gen
7	D	XU Jin Qiang +A	M
24	D	ZHU Zhan Fu	M
8	F	WANG Zhi Dong	M
17	F	SHEN Yi Feng	M
23	F	CUI Yu Tao +C	M
5	D	BAI Xue Song +A	M
22	D	HU Guang Jian	M
28	F	TIAN Jin Tao	M
30	F	QIU Dian Peng	M
32	F	LI Hong Guan	M
11	F	YU Jing	F
15	F	SONG Xiao Dong	M
18	F	WANG Ju Jiang	M
19	F	ZHANG Zheng	M

Head Coach: SHARSHUKOV Nikolay

## NOT DRESSED:

10 D LI Zhen Yang M  
12 F CHE Hang M

## Legend:

<b>D</b>	Defence	<b>F</b>	Female / Forward	<b>Gen</b>	Gender	<b>M</b>	Male
<b>No.</b>	Jersey number	<b>Pos.</b>	Position	<b>+A</b>	Assistant captain	<b>+C</b>	Captain



## Graphical Line-ups

## JPN - CHN

## Referee

WEBINGER Kevin (CAN)

## Linesmen

NIITTYLA Lari (FIN) , VANEK Jan (CZE)

Team: JPN - Japan (black)

Head Coach: NOBUTA Kenji

S1 39 NAGASE Mitsuru		41 ODAJIMA Osamu	
S2 5 NIITSU Kazuyoshi	S3 96 KUMAGAI Masaharu +A		
S4 8 ISHIKAWA Yudai	S5 13 YOSHIKAWA Mamoru	S6 40 SHIOYA Yoshihiro +A	
24 SUDO Satoru		25 MISAWA Eiji	
16 SHIBA Taimei	70 KODAMA Nao +C	46 MASAHASHI Yukio	
72 NASU Norihiko			
1 KANEKO Mikio	11 HAMAMOTO Masaya		

Team: CHN - China (yellow)

Head Coach: SHARSHUKOV Nikolay

S1 20 JI Yan Zhao		1 WANG Wei	
S2 7 XU Jin Qiang +A	S3 24 ZHU Zhan Fu		
S5 17 SHEN Yi Feng	S4 8 WANG Zhi Dong	S6 23 CUI Yu Tao +C	
5 BAI Xue Song +A		22 HU Guang Jian	
30 QIU Dian Peng	28 TIAN Jin Tao	32 LI Hong Guan	
11 YU Jing			
15 SONG Xiao Dong	19 ZHANG Zheng	18 WANG Ju Jiang	

## Legend:

Sn Starting position

+A Assistant captain

+C Captain



SUN 19 SEP 2021

Start Time 10:00

End Time 11:39

Round Robin, Game 7



## Game Summary

JPN - CHN 0 - 15 (0 - 7, 0 - 4, 0 - 4)

Spectators	Referee	Linesmen
	WEBINGER Kevin (CAN)	NIITTYLA Lari (FIN) , VANEK Jan (CZE)

## Team Statistics

Period	Score	SVS	SOG	PIM	TPP	PPG	SHG
1	0 : 7	5 : 0	0 : 12	6 : 2	00:56 : 03:35	0 : 1	0 : 1
2	0 : 4	8 : 0	0 : 12	2 : 2	02:00 : 02:00	0 : 0	0 : 0
3	0 : 4	6 : 1	1 : 10	6 : 2	02:00 : 03:52	0 : 1	0 : 1
<b>Total</b>	<b>0 : 15</b>	<b>19 : 1</b>	<b>1 : 34</b>	<b>14 : 6</b>	<b>04:56 : 09:27</b>	<b>0 : 2</b>	<b>0 : 2</b>

## 1st Period

Action	Time	ET/Res	Team	Type	No.	Name	(G)	Name of Assistant(s) / Action Description
GK	00:00		CHN		20	JI YZ		- Goalkeeper in
GK	00:00		JPN		39	NAGASE M		- Goalkeeper in
<b>Goal</b>	<b>01:16</b>	<b>0 : 1</b>	<b>CHN</b>	<b>EQ</b>	<b>17</b>	<b>SHEN YF</b>	(4)	On Ice JPN 39 5 8 13 40 96 CHN 20 7 8 17 23 24
<b>Goal</b>	<b>02:51</b>	<b>0 : 2</b>	<b>CHN</b>	<b>EQ</b>	<b>28</b>	<b>TIAN JT</b>	(4)	15 SONG XD On Ice JPN 39 1 8 24 25 70 CHN 20 15 22 28 30 32
Time-out	02:51		JPN					
<b>Goal</b>	<b>03:57</b>	<b>0 : 3</b>	<b>CHN</b>	<b>EQ</b>	<b>19</b>	<b>ZHANG Z</b>	(1)	7 XU JQ On Ice JPN 39 5 8 13 40 96 CHN 20 7 15 18 19 24
<b>Goal</b>	<b>04:52</b>	<b>0 : 4</b>	<b>CHN</b>	<b>EQ</b>	<b>23</b>	<b>CUI YT</b>	(4)	On Ice JPN 39 1 16 24 25 70 CHN 20 5 8 17 22 23
<b>Goal</b>	<b>05:44</b>	<b>0 : 5</b>	<b>CHN</b>	<b>EQ</b>	<b>32</b>	<b>LI HG</b>	(7)	30 QIU DP On Ice JPN 39 5 8 13 40 96 CHN 20 7 24 28 30 32
GK	05:44		JPN		41	ODAJIMA O		- Goalkeeper in
Penalty	07:01	09:01	CHN	2 min.	18	WANG JJ		- Teeing
<b>Goal</b>	<b>07:50</b>	<b>0 : 6</b>	<b>CHN</b>	<b>SH1</b>	<b>17</b>	<b>SHEN YF</b>	(5)	8 WANG ZD On Ice JPN 41 1 5 8 13 96 CHN 20 7 8 17 24
Penalty	07:57	09:57	JPN	2 min.	24	SUDO S		- Interference
Penalty	10:33	12:33	JPN	2 min.	-	Team penalty		- Too Many Men / Served by: 5 NIITSU K
Penalty	11:52	13:12	JPN	2 min.	96	KUMAGAI M		- Holding an opponent
<b>Goal</b>	<b>13:12</b>	<b>0 : 7</b>	<b>CHN</b>	<b>PP1</b>	<b>23</b>	<b>CUI YT</b>	(5)	8 WANG ZD On Ice JPN 41 5 8 13 25 CHN 20 7 8 17 23 24 *

## 2nd Period

Action	Time	ET/Res	Team	Type	No.	Name	(G)	Name of Assistant(s) / Action Description
Penalty	17:31	19:31	JPN	2 min.	96	KUMAGAI M		- Teeing
<b>Goal</b>	<b>21:09</b>	<b>0 : 8</b>	<b>CHN</b>	<b>EQ</b>	<b>15</b>	<b>SONG XD</b>	(3)	19 ZHANG Z On Ice JPN 41 5 8 13 40 96 CHN 20 7 15 18 19 24
Penalty	21:27	23:27	CHN	2 min.	22	HU GJ		- Boarding
<b>Goal</b>	<b>27:34</b>	<b>0 : 9</b>	<b>CHN</b>	<b>EQ</b>	<b>17</b>	<b>SHEN YF</b>	(6)	24 ZHU ZF On Ice JPN 41 8 13 24 25 40 CHN 20 5 7 17 23 24
<b>Goal</b>	<b>27:45</b>	<b>0 : 10</b>	<b>CHN</b>	<b>EQ</b>	<b>17</b>	<b>SHEN YF</b>	(7)	5 BAI XS On Ice JPN 41 1 5 16 70 96 CHN 20 5 8 17 22 23
<b>Goal</b>	<b>29:48</b>	<b>0 : 11</b>	<b>CHN</b>	<b>EQ</b>	<b>23</b>	<b>CUI YT</b>	(6)	7 XU JQ On Ice JPN 41 1 5 16 70 96 CHN 20 7 8 23 24 28

## 3rd Period

Action	Time	ET/Res	Team	Type	No.	Name	(G)	Name of Assistant(s) / Action Description
<b>Goal</b>	<b>32:14</b>	<b>0 : 12</b>	<b>CHN</b>	<b>EQ</b>	<b>22</b>	<b>HU GJ</b>	(3)	28 TIAN JT 5 BAI XS On Ice JPN 41 1 16 24 25 70 CHN 20 5 22 28 30 32
Penalty	34:40	36:40	CHN	2 min.	17	SHEN YF		- Boarding
<b>Goal</b>	<b>35:36</b>	<b>0 : 13</b>	<b>CHN</b>	<b>SH1</b>	<b>28</b>	<b>TIAN JT</b>	(5)	On Ice JPN 41 1 16 24 25 46 CHN 20 5 22 28 30
Penalty	38:39	39:10	JPN	2 min.	5	NIITSU K		- Teeing
<b>Goal</b>	<b>39:10</b>	<b>0 : 14</b>	<b>CHN</b>	<b>PP1</b>	<b>8</b>	<b>WANG ZD</b>	(4)	17 SHEN YF 23 CUI YT On Ice JPN 41 16 24 25 70 CHN 20 7 8 17 23 24 *
Penalty	40:37	42:37	JPN	2 min.	5	NIITSU K		- Hooking



## Ostersund Arena

SUN 19 SEP 2021

Start Time 10:00

End Time 11:39

## Ice Hockey

Mixed

Round Robin, Game 7



Action	Time	ET/Res	Team	Type	No.	Name	(G)	Name of Assistant(s) / Action Description
Goal	43:24	0 : 15	CHN	EQ	23	CUI YT	(7)	8 WANG ZD On Ice JPN 41 8 11 13 24 25 24 ZHU ZF CHN 20 7 8 17 23 24
Penalty	43:39	45:00	JPN	2 min.	40	SHIOYA Y	- High Sticking	
GK	45:00		JPN					41 ODAJIMA O - Goalkeeper out
GK	45:00		CHN					20 JI YZ - Goalkeeper out

## Goalkeeper Records

Team : JPN - Japan

No.	Name	SOG	SVS	MIP
41	ODAJIMA Osamu	27	17	39:16
39	NAGASE Mitsuru	7	2	05:44

Team : CHN - China

No.	Name	SOG	SVS	MIP
20	JI Yan Zhao	1	1	45:00
1	WANG Wei			

## Game Statistics

Team : JPN (black)

Head Coach : NOBUTA Kenji

Head Coach : NOBUTA Kenji											Shots on Goal						
No.	Pos.	Name	Gen	G	A	P	PIM	FO+	FO-	FO+/-	FO%	1	2	3	OT	TS	+/-
5	F	NIITSU Kazuyoshi	M	0	0	0	4	0	0	0	0.00	0	0	0		0	-7
8	F	ISHIKAWA Yudai	M	0	0	0	0	0	1	-1	0.00	0	0	1		1	-8
13	F	YOSHIKAWA Mamoru	M	0	0	0	0	9	13	-4	40.91	0	0	0		0	-7
40	F	SHIOYA Yoshihiro +A	M	0	0	0	2	0	0	0	0.00	0	0	0		0	-5
96	D	KUMAGAI Masaharu +A	M	0	0	0	4	0	0	0	0.00	0	0	0		0	-7
16	F	SHIBA Taimei	M	0	0	0	0	2	12	-10	14.29	0	0	0		0	-5
24	D	SUDO Satoru	M	0	0	0	2	0	0	0	0.00	0	0	0		0	-6
25	D	MISAWA Eiji	M	0	0	0	0	0	0	0	0.00	0	0	0		0	-6
46	F	MASAHASHI Yukio	M	0	0	0	0	0	0	0	0.00	0	0	0		0	-1
70	F	KODAMA Nao +C	M	0	0	0	0	0	4	-4	0.00	0	0	0		0	-5
1	F	KANEKO Mikio	M	0	0	0	0	0	2	-2	0.00	0	0	0		0	-7
11	F	HAMAMOTO Masaya	M	0	0	0	0	0	0	0	0.00	0	0	0		0	-1
72	D	NASU Norihiko	M	0	0	0	0	0	0	0	0.00	0	0	0		0	0
39	GK	NAGASE Mitsuru	M	0	0	0	0					0	0	0		0	
41	GK	ODAJIMA Osamu (BP)	M	0	0	0	0					0	0	0		0	
Total				0	0	0	12	11	32	-21	25.58	0	0	1		1	

Team : CHN (yellow)

Head Coach : SHARSHUKOV Nikolay

Head Coach : SHARSHUKOV Nikolay											Shots on Goal						
No.	Pos.	Name	Gen	G	A	P	PIM	FO+	FO-	FO+/-	FO%	1	2	3	OT	TS	+/-
7	D	XU Jin Qiang +A	M	0	2	2	0	0	0	0	0.00	1	2	1		4	+8
8	F	WANG Zhi Dong	M	1	3	4	0	12	5	7	70.59	0	1	2		3	+6
17	F	SHEN Yi Feng	M	4	1	5	2	0	0	0	0.00	3	4	0		7	+6
23	F	CUI Yu Tao +C	M	4	1	5	0	0	0	0	0.00	2	1	1		4	+6
24	D	ZHU Zhan Fu	M	0	2	2	0	0	0	0	0.00	0	0	0		0	+8
5	D	BAI Xue Song +A	M	0	2	2	0	0	0	0	0.00	2	0	1		3	+5
22	D	HU Guang Jian	M	1	0	1	2	0	0	0	0.00	1	0	2		3	+5
28	F	TIAN Jin Tao	M	2	1	3	0	15	2	13	88.24	1	1	1		3	+5
30	F	QIU Dian Peng	M	0	1	1	0	0	0	0	0.00	0	0	1		1	+4
32	F	LI Hong Guan	M	1	0	1	0	0	0	0	0.00	1	1	0		2	+3
11	F	YU Jing	F	0	0	0	0	0	0	0	0.00	0	0	0		0	0
15	F	SONG Xiao Dong (BP)	M	1	1	2	0	0	0	0	0.00	0	2	0		2	+3
18	F	WANG Ju Jiang	M	0	0	0	2	0	0	0	0.00	0	0	1		1	+2
19	F	ZHANG Zheng	M	1	1	2	0	5	4	1	55.56	1	0	0		1	+2
1	GK	WANG Wei	M	0	0	0	0					0	0	0		0	
20	GK	JI Yan Zhao	M	0	0	0	0					0	0	0		0	
Total				15	15	30	6	32	11	21	74.42	12	12	10		34	





## Round Robin

R	Team	GP	W	OTW	OTL	L	GDF	GF : GA	PTS
1	CHN	3	3	0	0	0	+45	45 : 0	9
2	GER	2	2	0	0	0	+9	10 : 1	6
3	SWE	2	1	0	0	1	+4	7 : 3	3
4	JPN	3	1	0	0	2	-12	10 : 22	3
5	FIN	2	0	0	0	2	-18	0 : 18	0
6	POL	2	0	0	0	2	-28	0 : 28	0

	CHN	FIN	GER	JPN	POL	SWE
CHN	*****	12:0	WED 22 SEP 13:30	15:0	18:0	TUE 21 SEP 17:00
FIN	0:12	*****	SUN 19 SEP 13:30	TUE 21 SEP 13:30	WED 22 SEP 10:00	0:6
GER	WED 22 SEP 13:30	SUN 19 SEP 13:30	*****	7:0	TUE 21 SEP 10:00	3:1
JPN	0:15	TUE 21 SEP 13:30	0:7	*****	10:0	WED 22 SEP 17:00
POL	0:18	WED 22 SEP 10:00	TUE 21 SEP 10:00	0:10	*****	SUN 19 SEP 17:00
SWE	TUE 21 SEP 17:00	6:0	1:3	WED 22 SEP 17:00	SUN 19 SEP 17:00	*****

## Legend:

<b>(G)</b>	Goals in tournament	<b>*</b>	does not count for Plus/minus	<b>+/-</b>	Plus/minus net	<b>+A</b>	Assistant captain
<b>+C</b>	Captain	<b>A</b>	Assists	<b>D</b>	Defence	<b>EQ</b>	Equal strength
<b>ET/Res</b>	Penalty end time/Result of game	<b>F</b>	Female / Forward	<b>FO-</b>	Face-offs lost	<b>FO%</b>	Face-offs won as percentage
<b>FO+</b>	Face-offs won	<b>FO+/-</b>	Face-offs net	<b>G</b>	Goals	<b>GA</b>	Goals against
<b>GDF</b>	Goal difference	<b>Gen</b>	Gender	<b>GF</b>	Goals for	<b>GK</b>	Goalkeeper
<b>GP</b>	Games played	<b>L</b>	Losses	<b>M</b>	Male	<b>MIP</b>	Minutes in play (GK)
<b>No.</b>	Jersey number	<b>OT</b>	Overtime	<b>OTL</b>	Overtime losses	<b>OTW</b>	Overtime wins
<b>P</b>	Points	<b>PIM</b>	Penalties in minutes	<b>Pos.</b>	Position	<b>PP1</b>	Power play - 1 player
<b>PPG</b>	Power play goals	<b>PTS</b>	Points	<b>R</b>	Rank	<b>SH1</b>	Shorthanded - 1 player
<b>SHG</b>	Shorthanded goals	<b>SOG</b>	Shots on goal	<b>SVS</b>	Saves	<b>TPP</b>	Time on power play
<b>TS</b>	Total shots	<b>W</b>	Wins				



## Shot Chart

### JPN - CHN


Shots by CHN

Goals (o): 7


SSP (&lt;): 3

SSG (+): 5

SPG (-): 2



GK 39 of JPN



GK 41 of JPN



**Period: 1**

CHN

Shots by JPN

Goals (o): 0

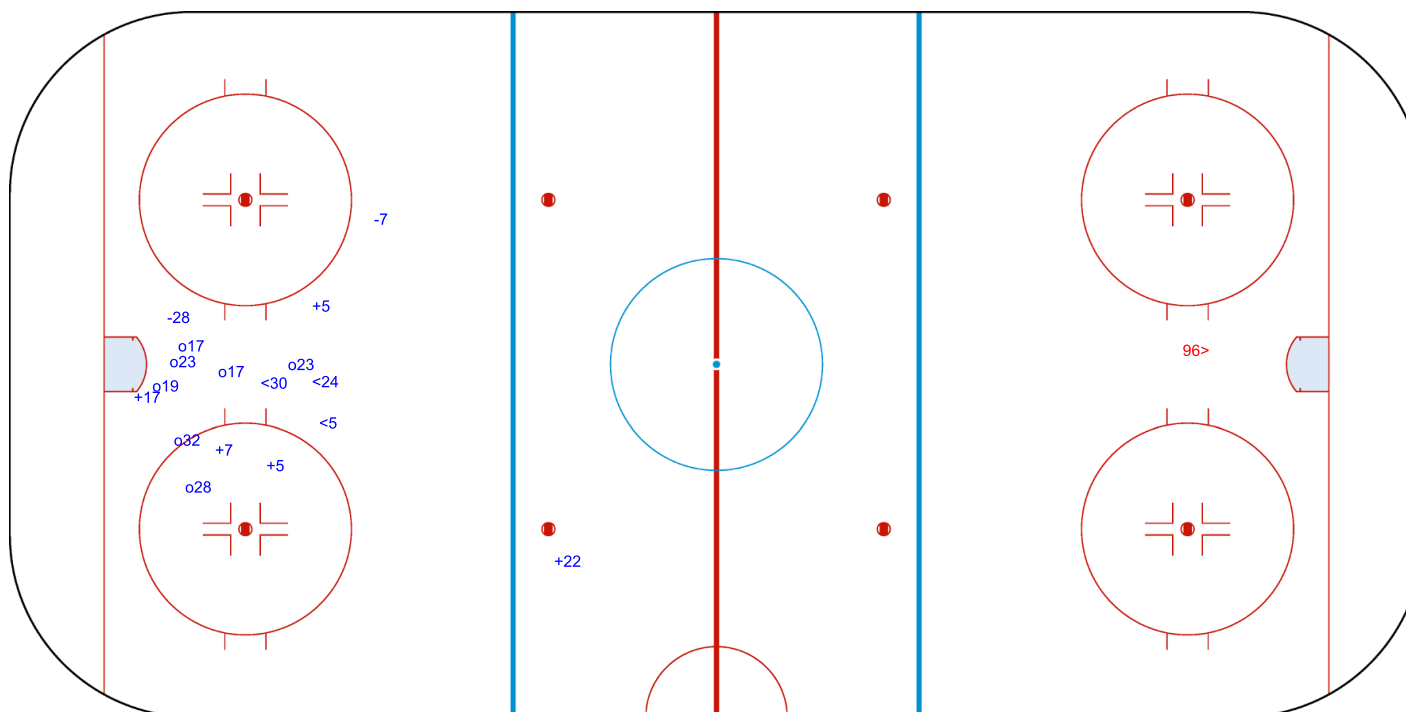
SSP (&gt;): 1

SSG (+): 0

SPG (-): 0



GK 20 of CHN



**Legend:**

<b>GK</b>	Goalkeeper
-----------	------------

**SPG**

Shots past goal

SSG

Shots saved by goalkeeper

SSP

Shots saved by player



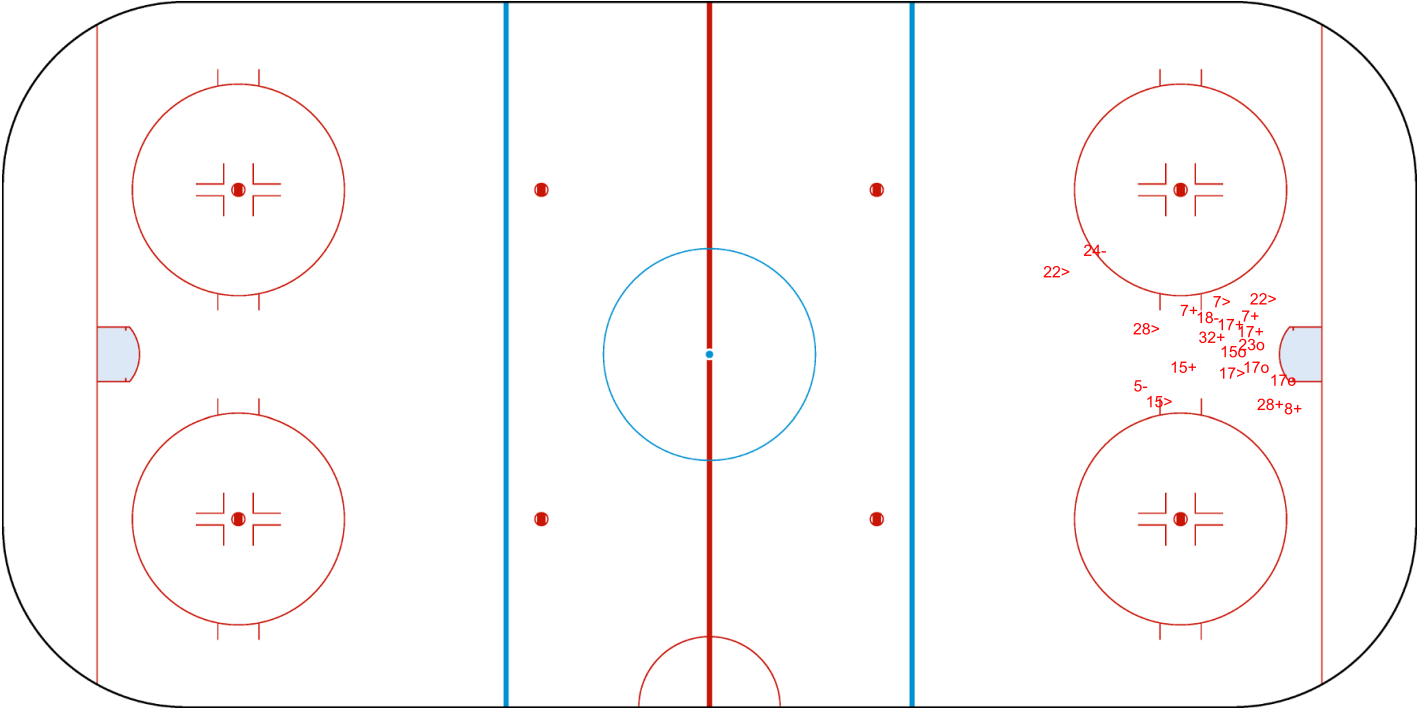
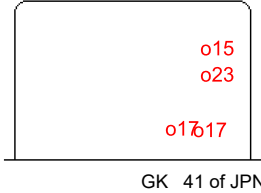
Shot Chart  
JPN - CHN

Shots by JPN  
Goals (o): 0  
SSP (<): 0  
SSG (+): 0  
SPG (-): 0



CHN → Period: 2 ← JPN

Shots by CHN  
Goals (o): 4  
SSP (>): 6  
SSG (+): 8  
SPG (-): 3



Legend:			
GK	Goalkeeper	SPG	Shots past goal
SSG	Shots saved by goalkeeper	SSP	Shots saved by player



## Shot Chart

**JPN - CHN**

**Period: 3**

CHN

Shots by CHN

Goals (o): 4

SSP (&lt;): 4

SSG (+): 6

SPG (-): 1

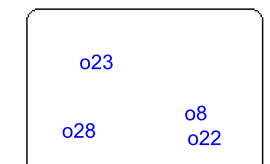
Shots by JPN

Goals (o): 0


SSP (&gt;): 1

SSG (+): 1

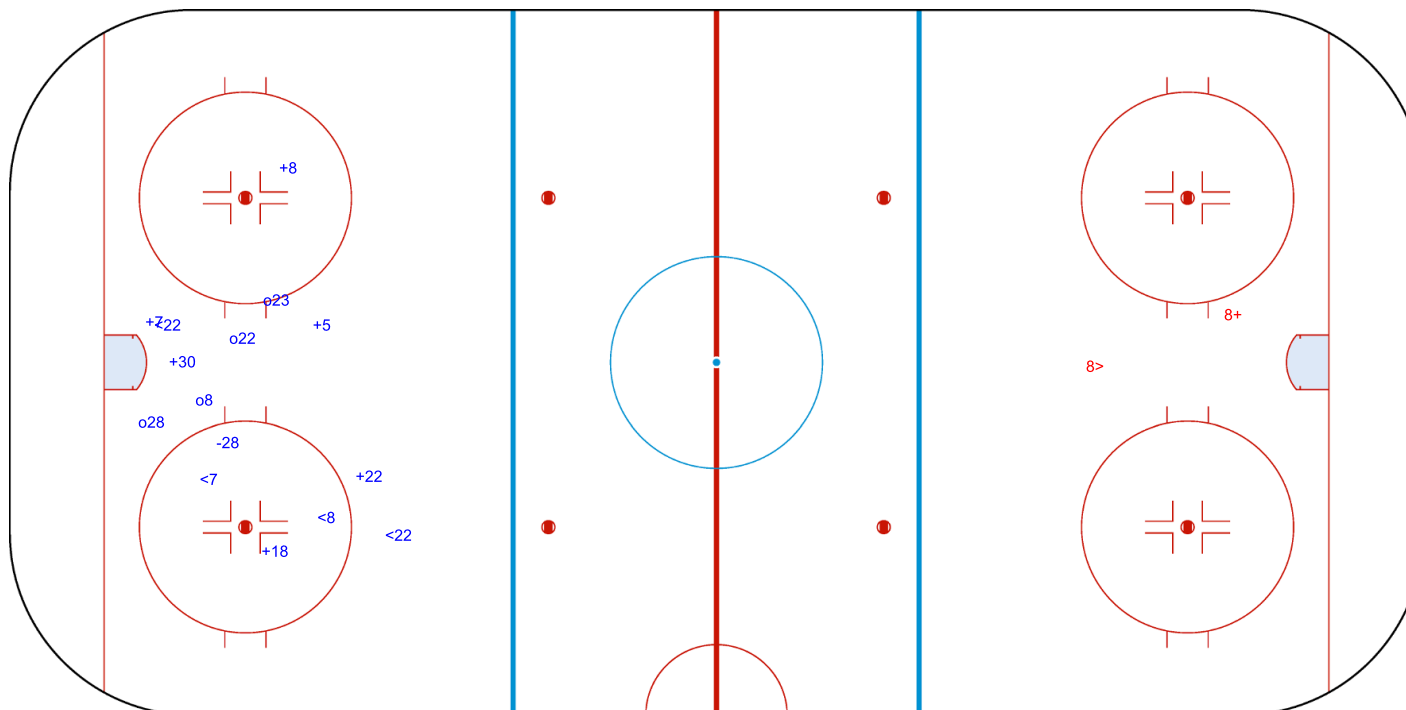
SPG (-): 0



GK 41 of JPN



GK 20 of CHN



**Legend:**

<b>GK</b>	Goalkeeper
-----------	------------

**SPG**

Shots past goal

SSG

Shots saved by goalkeeper

SSP

Shots saved by player



## Face-off Chart

## JPN - CHN

## PERIOD 1

Total wins / period	JPN	CHN	JPN	CHN	JPN	CHN	Total wins all zones	
	Def. zone	Att. zone	Neutral zone		Att. zone	Def. zone		
	- 70	+ 28	+ 13	- 8	+ 13	- 8		
	- 70	+ 28	- 13	+ 8	- 13	+ 8		
	- 8	+ 19	- 1	+ 28				
	- 16	+ 8	- 13	+ 19				
	- 16	+ 8	- 16	+ 8				
			- 13	+ 28				
			- 16	+ 19				
			+ 16	- 28				
		- 13	+ 28					
		- 13	+ 28					

## PERIOD 2

Total wins / period	JPN	CHN	JPN		CHN	JPN		CHN	Total wins all zones
	Def. zone	Att. zone	Neutral zone			Att. zone	Def. zone		
	- 16	+ 28	- 13	+ 8	+ 13	- 19			
			+ 16	- 8	- 13	+ 8			
			- 70	+ 28					
			+ 13	- 19					
			- 16	+ 8					
			- 16	+ 8					
			- 13	+ 28					
	0 / 0%	1 / 100%	2 / 29%	5 / 71%	1 / 50%	1 / 50%	JPN	CHN	
							3 / 30%	7 / 70%	

## PERIOD 3

Total wins / period	JPN	CHN	JPN	CHN	JPN	CHN	Total wins all zones	
	Def. zone	Att. zone	Neutral zone		Att. zone	Def. zone		
	+ 13	- 28	- 13	+ 8	- 13	+ 8		
	+ 13	- 8	- 16	+ 19	+ 13	- 19		
	- 16	+ 28	- 16	+ 28	- 70	+ 19		
	- 16	+ 28	- 1	+ 28				
	- 16	+ 8	- 13	+ 28				
	+ 13	- 19						
	+ 13	- 8						
	- 13	+ 28						
	4 / 50%	4 / 50%	0 / 0%	5 / 100%	1 / 33%	2 / 67%	JPN	CHN
							5 / 31%	11 / 69%

## TOTAL

Total wins / game	JPN	CHN	JPN	CHN	JPN	CHN	Total wins all zones	
	Def. zone	Att. zone	Neutral zone		Att. zone	Def. zone	JPN	CHN
	4 / 29%	10 / 71%	4 / 18%	18 / 82%	3 / 43%	4 / 57%	11 / 26%	32 / 74%



## HEAD TO HEAD

		CHN							
	No.	8	19	28	Tot	wins JPN	Dz	Nz	Az
JPN	1			0 - 2	2	0 0%		0 0%	
	8		0 - 1		1	0 0%	0 0%		
	13	4 - 6	4 - 1	1 - 6	22	9 41%	4 80%	2 18%	3 50%
	16	1 - 6	0 - 2	1 - 4	14	2 14%	0 0%	2 25%	
	70		0 - 1	0 - 3	4	0 0%	0 0%	0 0%	0 0%
Tot		17	9	17	43	11 26%	4 29%	4 18%	3 43%
wins CHN		12 71%	5 56%	15 88%	32 74%				
Dz		3 75%	1 33%		4 57%				
Nz		6 75%	3 75%	9 90%	18 82%				
Az		3 60%	1 50%	6 86%	10 71%				

### Legend:

**Az** Attacking zone      **Dz** Defending zone      **No.** Jersey number      **Nz** Neutral zone      **Tot** Total face-offs played



## Game Roster

## FIN - GER

## Referee

GRUMSEN Jacob (DEN)

## Linesmen

LEGA Simone (ITA) , RUNDSTROM Tony (SWE)

## Goalkeepers

## Team: FIN

No.	Name	Gen	GP	MIP	GA	SVS	SOG	SVS%	GAA
5	HEIKKILA Pasi	M	2	15:00	1	9	10	90.00	3.00
35	KARKO Timo	M	2	75:00	17	42	59	71.19	10.20

## Team Roster

## Team: FIN (blue)

No.	Pos.	Name	Gen	GP	G	A	PTS	PIM	+/-
5	GK	HEIKKILA Pasi	M	2	0	0	0	0	
6	F	VESIKANSA Markku	M	2	0	0	0	0	-9
8	D	ROPONEN Jani	M	2	0	0	0	4	-14
12	D	PAKARINEN Lasse	M	2	0	0	0	4	-10
13	F	HIRVELA Markku	M	2	0	0	0	0	-9
15	D	KURKI Leevi	M	2	0	0	0	0	-2
17	F	KANGASTIE Harri	M	2	0	0	0	0	-7
25	D	HIMANEN Juhamatti	M	2	0	0	0	0	-10
26	F	ROVIO Eemi	M	2	0	0	0	0	-8
35	GK	KARKO Timo	M	2	0	0	0	0	
36	F	LEHTO Markus	M	2	0	0	0	0	-9
97	F	SILEN Niko	M	2	0	0	0	0	-7

Head Coach: HARKALA Jari

## Team: GER

No.	Name	Gen	GP	MIP	GA	SVS	SOG	SVS%	GAA
22	MUEHLHANS Veit	M	2	00:00	0	0	0	0.00	0.00
47	KUNST Simon	M	2	90:00	1	17	18	94.44	0.50

## Team: GER (white)

No.	Pos.	Name	Gen	GP	G	A	PTS	PIM	+/-
3	F	DISVELD Bas	M	2	2	0	2	0	+3
6	D	RAEDLER Hugo	M	2	1	1	2	0	+3
8	F	RENNHACK Frank	M	2	1	1	2	2	+4
11	F	WOLFF Jacob	M	2	0	0	0	0	0
22	GK	MUEHLHANS Veit	M	2	0	0	0	0	
33	F	KUHLI-LAUENSTEIN Ingo	M	2	1	1	2	2	+4
43	F	HERING Bernhard	M	2	2	1	3	0	+3
44	F	BRELAGE Jan Malte	M	0	0	0	0	0	0
47	GK	KUNST Simon	M	2	0	0	0	0	
52	D	PABST Robert	M	2	0	1	1	2	+5
69	D	SKLORZ Lucas	M	2	0	3	3	2	+6
77	F	WEDDE Joerg	M	2	1	2	3	0	+3
83	D	PILZ Christian	M	2	0	0	0	0	0
97	F	SCHRADER Felix	M	2	2	2	4	2	+4

Head Coach: POKORNY Andreas

## Legend:

<b>A</b> Assists	<b>D</b> Defence	<b>F</b> Forward	<b>G</b> Goals
<b>GA</b> Goals against	<b>GAA</b> Goals against as average per 45 minutes	<b>Gen</b> Gender	<b>GK</b> Goalkeeper
<b>GP</b> Games played	<b>M</b> Male	<b>MIP</b> Minutes and seconds played	<b>No.</b> Jersey number
<b>PIM</b> Penalties in minutes	<b>Pos.</b> Position	<b>PTS</b> Points	<b>SOG</b> Shots on goal
<b>SVS</b> Saves	<b>SVS%</b> Saves in percentage	<b>+/-</b> Plus/minus net	



## Line-ups

## FIN - GER

## Referee

GRUMSEN Jacob (DEN)

## Linesmen

LEGA Simone (ITA) , RUNDSTROM Tony (SWE)

## Goalkeepers

Team: FIN

No.	Name	Gen
35	KARKO Timo	M
5	HEIKKILA Pasi	M

## Team Line-ups

Team: FIN (blue)

No.	Pos.	Name	Gen
8	D	ROPONEN Jani	M
12	D	PAKARINEN Lasse +A	M
13	F	HIRVELA Markku +A	M
17	F	KANGASTIE Harri +C	M
26	F	ROVIO Eemi	M
15	D	KURKI Leevi	M
25	D	HIMANEN Juhamatti	M
6	F	VESIKANSA Markku	M
36	F	LEHTO Markus	M
97	F	SILEN Niko	M

Head Coach: HARKALA Jari

Team: GER

No.	Name	Gen
47	KUNST Simon	M
22	MUEHLHANS Veit	M

Team: GER (white)

No.	Pos.	Name	Gen
6	D	RAEDLER Hugo +A	M
69	D	SKLORZ Lucas	M
33	F	KUHLI-LAUENSTEIN Ingo	M
44	F	BRELAGE Jan Malte	M
97	F	SCHRADER Felix	M
52	D	PABST Robert	M
3	F	DISVELD Bas +C	M
8	F	RENNHACK Frank	M
11	F	WOLFF Jacob	M
83	D	PILZ Christian	M
43	F	HERING Bernhard	M
77	F	WEDDE Joerg +A	M

Head Coach: POKORNY Andreas

## Legend:

<b>D</b>	Defence	<b>F</b>	Forward	<b>Gen</b>	Gender	<b>M</b>	Male
<b>No.</b>	Jersey number	<b>Pos.</b>	Position	<b>+A</b>	Assistant captain	<b>+C</b>	Captain





## Graphical Line-ups

## FIN - GER

## Referee

GRUMSEN Jacob (DEN)

## Linesmen

LEGA Simone (ITA) , RUNDSTROM Tony (SWE)

Team: FIN - Finland (blue)

Head Coach: HARKALA Jari

S1		35 KARKO Timo			
5 HEIKKILA Pasi					
S2		8 ROPONEN Jani	S3	12 PAKARINEN Lasse +A	
S4	13 HIRVELA Markku +A	S5	17 KANGASTIE Harri +C	S6	26 ROVIO Eemi
15 KURKI Leevi		25 HIMANEN Juhamatti			
6 VESIKANSA Markku		36 LEHTO Markus		97 SILEN Niko	

Team: GER - Germany (white)

Head Coach: POKORNY Andreas

S1		47 KUNST Simon			
22 MUEHLHANS Veit					
S2		6 RAEDLER Hugo +A	S3	69 SKLORZ Lucas	
S4	33 KUHLI-LAUENSTEIN Ingo	S5	44 BRELAGÉ Jan Malte	S6	97 SCHRADER Felix
52 PABST Robert					
3 DISVELD Bas +C		11 WOLFF Jacob		8 RENNHACK Frank	
43 HERING Bernhard		77 WEDDE Joerg +A		83 PILZ Christian	

## Legend:

Sn Starting position

+A Assistant captain

+C Captain



SUN 19 SEP 2021

Start Time 13:30

End Time 15:08

Round Robin, Game 8



## Game Summary

FIN - GER 1 - 13 (0 - 4 , 0 - 6 , 1 - 3)

Spectators	Referee	Linesmen
20	GRUMSEN Jacob (DEN)	LEGA Simone (ITA) , RUNDSTROM Tony (SWE)

## Team Statistics

Period	Score	SVS	SOG	PIM	TPP	PPG	SHG
1	0 : 4	6 : 0	0 : 10	0 : 4	04:00 : 00:00	0 : 0	0 : 2
2	0 : 6	9 : 1	1 : 15	2 : 0	00:00 : 00:00	0 : 0	0 : 0
3	1 : 3	16 : 0	1 : 19	0 : 0	00:00 : 02:00	0 : 0	0 : 0
<b>Total</b>	<b>1 : 13</b>	<b>31 : 1</b>	<b>2 : 44</b>	<b>2 : 4</b>	<b>04:00 : 02:00</b>	<b>0 : 0</b>	<b>0 : 2</b>

## 1st Period

Action	Time	ET/Res	Team	Type	No.	Name	(G)	Name of Assistant(s) / Action Description
GK	00:00		GER		47	KUNST S		- Goalkeeper in
GK	00:00		FIN		35	KARKO T		- Goalkeeper in
<b>Goal</b>	<b>00:41</b>	<b>0 : 1</b>	<b>GER</b>	<b>EQ</b>	<b>97</b>	<b>SCHRADER F</b>	(3)	On Ice FIN 35 6 12 13 36 97 GER 47 33 44 52 69 97
<b>Goal</b>	<b>02:41</b>	<b>0 : 2</b>	<b>GER</b>	<b>EQ</b>	<b>69</b>	<b>SKLORZ L</b>	(1)	52 PABST R On Ice FIN 35 6 8 26 36 97 GER 47 43 52 69 77 83
Penalty	03:46	05:46	GER	2 min.	83	PILZ C		- Interference
<b>Goal</b>	<b>04:15</b>	<b>0 : 3</b>	<b>GER</b>	<b>SH1</b>	<b>97</b>	<b>SCHRADER F</b>	(4)	69 SKLORZ L On Ice FIN 35 8 12 13 17 26 GER 47 33 44 69 97
Penalty	06:54	08:54	GER	2 min.	-	Team penalty		- Too Many Men / Served by: 6 RAEDLER H
<b>Goal</b>	<b>07:10</b>	<b>0 : 4</b>	<b>GER</b>	<b>SH1</b>	<b>43</b>	<b>HERING B</b>	(3)	69 SKLORZ L On Ice FIN 35 8 12 17 26 36 GER 47 43 69 77 83

## 2nd Period

Action	Time	ET/Res	Team	Type	No.	Name	(G)	Name of Assistant(s) / Action Description
GK	15:00		GER		22	MUEHLHANS V		- Goalkeeper in
<b>Goal</b>	<b>16:49</b>	<b>0 : 5</b>	<b>GER</b>	<b>EQ</b>	<b>83</b>	<b>PILZ C</b>	(1)	69 SKLORZ L On Ice FIN 35 6 8 25 36 97 GER 22 8 43 52 69 83
<b>Goal</b>	<b>21:16</b>	<b>0 : 6</b>	<b>GER</b>	<b>EQ</b>	<b>11</b>	<b>WOLFF J</b>	(1)	8 RENNHACK F On Ice FIN 35 8 12 13 17 26 6 RAEDLER H GER 22 3 6 8 11 69
<b>Goal</b>	<b>23:11</b>	<b>0 : 7</b>	<b>GER</b>	<b>EQ</b>	<b>69</b>	<b>SKLORZ L</b>	(2)	52 PABST R On Ice FIN 35 6 8 25 36 97 44 BRELAG JM GER 22 43 44 52 69 77
<b>Goal</b>	<b>26:36</b>	<b>0 : 8</b>	<b>GER</b>	<b>EQ</b>	<b>3</b>	<b>DISVELD B</b>	(3)	11 WOLFF J On Ice FIN 35 8 13 17 25 26 GER 22 3 8 11 52 69
<b>Goal</b>	<b>28:54</b>	<b>0 : 9</b>	<b>GER</b>	<b>EQ</b>	<b>97</b>	<b>SCHRADER F</b>	(5)	69 SKLORZ L On Ice FIN 35 8 12 13 17 26 GER 22 6 33 44 69 97
<b>Goal</b>	<b>29:17</b>	<b>0 : 10</b>	<b>GER</b>	<b>EQ</b>	<b>69</b>	<b>SKLORZ L</b>	(3)	On Ice FIN 35 6 12 25 36 97 GER 22 3 8 11 52 69
Penalty	30:00	32:00	FIN	2 min.	6	VESIKANSA M		- Teeing

## 3rd Period

Action	Time	ET/Res	Team	Type	No.	Name	(G)	Name of Assistant(s) / Action Description
<b>Goal</b>	<b>33:40</b>	<b>0 : 11</b>	<b>GER</b>	<b>EQ</b>	<b>43</b>	<b>HERING B</b>	(4)	On Ice FIN 35 12 13 25 36 97 GER 22 6 43 52 77 83
<b>Goal</b>	<b>35:50</b>	<b>0 : 12</b>	<b>GER</b>	<b>EQ</b>	<b>8</b>	<b>RENNHACK F</b>	(2)	On Ice FIN 35 8 12 13 36 97 GER 22 3 8 11 52 69
<b>Goal</b>	<b>36:38</b>	<b>1 : 12</b>	<b>FIN</b>	<b>EQ</b>	<b>26</b>	<b>ROVIO E</b>	(1)	6 VESIKANSA M On Ice FIN 35 6 12 17 25 26 17 KANGASTIE H GER 22 6 43 52 77 83
<b>Goal</b>	<b>41:14</b>	<b>1 : 13</b>	<b>GER</b>	<b>EQ</b>	<b>97</b>	<b>SCHRADER F</b>	(6)	33 KUHLI-LAUENSTEIN I On Ice FIN 35 6 8 12 36 97 44 BRELAG JM GER 22 33 44 52 69 97
GK	45:00		FIN					35 KARKO T - Goalkeeper out
GK	45:00		GER					22 MUEHLHANS V - Goalkeeper out



SUN 19 SEP 2021

Start Time 13:30

End Time 15:08

Round Robin, Game 8



## Goalkeeper Records

Team : FIN - Finland

No.	Name	SOG	SVS	MIP
35	KARKO Timo	44	31	45:00
5	HEIKKILA Pasi			

Team : GER - Germany

No.	Name	SOG	SVS	MIP
22	MUEHLHANS Veit	2	1	30:00
47	KUNST Simon	0	0	15:00

## Game Statistics

Team : FIN (blue)

Head Coach : HARKALA Jari

												Shots on Goal					
No.	Pos.	Name	Gen	G	A	P	PIM	FO+	FO-	FO+/-	FO%	1	2	3	OT	TS	+/-
8	D	ROPONEN Jani	M	0	0	0	0	0	0	0	0.00	0	0	0		0	-10
12	D	PAKARINEN Lasse +A	M	0	0	0	0	0	0	0	0.00	0	0	0		0	-8
13	F	HIRVELA Markku +A	M	0	0	0	0	0	0	0	0.00	0	1	0		1	-7
17	F	KANGASTIE Harri +C	M	0	1	1	0	11	8	3	57.89	0	0	0		0	-4
26	F	ROVIO Eemi (BP)	M	1	0	1	0	0	0	0	0.00	0	0	1		1	-5
6	F	VESIKANSA Markku	M	0	1	1	2	5	10	-5	33.33	0	0	0		0	-5
15	D	KURKI Leevi	M	0	0	0	0	0	0	0	0.00	0	0	0		0	0
25	D	HIMANEN Juhamatti	M	0	0	0	0	0	0	0	0.00	0	0	0		0	-4
36	F	LEHTO Markus	M	0	0	0	0	1	3	-2	25.00	0	0	0		0	-9
97	F	SILEN Niko	M	0	0	0	0	0	0	0	0.00	0	0	0		0	-8
5	GK	HEIKKILA Pasi	M	0	0	0	0					0	0	0		0	
35	GK	KARKO Timo	M	0	0	0	0					0	0	0		0	
Total				1	2	3	2	17	21	-4	44.74	0	1	1		2	

Team : GER (white)

Head Coach : POKORNY Andreas

												Shots on Goal					
No.	Pos.	Name	Gen	G	A	P	PIM	FO+	FO-	FO+/-	FO%	1	2	3	OT	TS	+/-
6	D	RAEDLER Hugo +A (BP)	M	0	1	1	0	0	0	0	0.00	0	0	1		1	+2
33	F	KUHLI-LAUENSTEIN Ingo	M	0	1	1	0	5	7	-2	41.67	2	1	1		4	+4
44	F	BRELAGE Jan Malte	M	0	2	2	0	0	0	0	0.00	0	1	1		2	+5
69	D	SKLORZ Lucas	M	3	4	7	0	0	0	0	0.00	1	3	1		5	+12
97	F	SCHRADER Felix	M	4	0	4	0	0	0	0	0.00	2	1	2		5	+4
3	F	DISVELD Bas +C	M	1	0	1	0	1	0	1	100.00	0	1	4		5	+4
8	F	RENNHACK Frank	M	1	1	2	0	6	5	1	54.55	0	0	3		3	+5
11	F	WOLFF Jacob	M	1	1	2	0	1	1	0	50.00	0	2	0		2	+4
52	D	PABST Robert	M	0	2	2	0	0	0	0	0.00	1	4	2		7	+8
43	F	HERING Bernhard	M	2	0	2	0	8	4	4	66.67	4	0	2		6	+4
77	F	WEDDE Joerg +A	M	0	0	0	0	0	0	0	0.00	0	1	1		2	+3
83	D	PILZ Christian	M	1	0	1	2	0	0	0	0.00	0	1	1		2	+3
22	GK	MUEHLHANS Veit	M	0	0	0	0					0	0	0		0	
47	GK	KUNST Simon	M	0	0	0	0					0	0	0		0	
Total				13	12	25	2	21	17	4	55.26	10	15	19		44	

## Round Robin

R	Team	GP	W	OTW	OTL	L	GDF	GF : GA	PTS
1	CHN	3	3	0	0	0	+45	45 : 0	9
2	GER	3	3	0	0	0	+21	23 : 2	9
3	SWE	2	1	0	0	1	+4	7 : 3	3
4	JPN	3	1	0	0	2	-12	10 : 22	3
5	POL	2	0	0	0	2	-28	0 : 28	0
6	FIN	3	0	0	0	3	-30	1 : 31	0

	CHN	FIN	GER	JPN	POL	SWE
CHN	*****	12:0	WED 22 SEP 13:30	15:0	18:0	TUE 21 SEP 17:00
FIN	0:12	*****	1:13	TUE 21 SEP 13:30	WED 22 SEP 10:00	0:6
GER	WED 22 SEP 13:30	13:1	*****	7:0	TUE 21 SEP 10:00	3:1
JPN	0:15	TUE 21 SEP 13:30	0:7	*****	10:0	WED 22 SEP 17:00
POL	0:18	WED 22 SEP 10:00	TUE 21 SEP 10:00	0:10	*****	SUN 19 SEP 17:00
SWE	TUE 21 SEP 17:00	6:0	1:3	WED 22 SEP 17:00	SUN 19 SEP 17:00	*****



**Legend:**

<b>(G)</b>	Goals in tournament	<b>+/-</b>	Plus/minus net	<b>+A</b>	Assistant captain	<b>+C</b>	Captain
<b>A</b>	Assists	<b>D</b>	Defence	<b>EQ</b>	Equal strength	<b>ET/Res</b>	Penalty end time/Result of game
<b>F</b>	Forward	<b>FO-</b>	Face-offs lost	<b>FO%</b>	Face-offs won as percentage	<b>FO+</b>	Face-offs won
<b>FO+/-</b>	Face-offs net	<b>G</b>	Goals	<b>GA</b>	Goals against	<b>GDF</b>	Goal difference
<b>Gen</b>	Gender	<b>GF</b>	Goals for	<b>GK</b>	Goalkeeper	<b>GP</b>	Games played
<b>L</b>	Losses	<b>M</b>	Male	<b>MIP</b>	Minutes in play (GK)	<b>No.</b>	Jersey number
<b>OT</b>	Overtime	<b>OTL</b>	Overtime losses	<b>OTW</b>	Overtime wins	<b>P</b>	Points
<b>PIM</b>	Penalties in minutes	<b>Pos.</b>	Position	<b>PPG</b>	Power play goals	<b>PTS</b>	Points
<b>R</b>	Rank	<b>SH1</b>	Shorthanded - 1 player	<b>SHG</b>	Shorthanded goals	<b>SOG</b>	Shots on goal
<b>SVS</b>	Saves	<b>TPP</b>	Time on power play	<b>TS</b>	Total shots	<b>W</b>	Wins



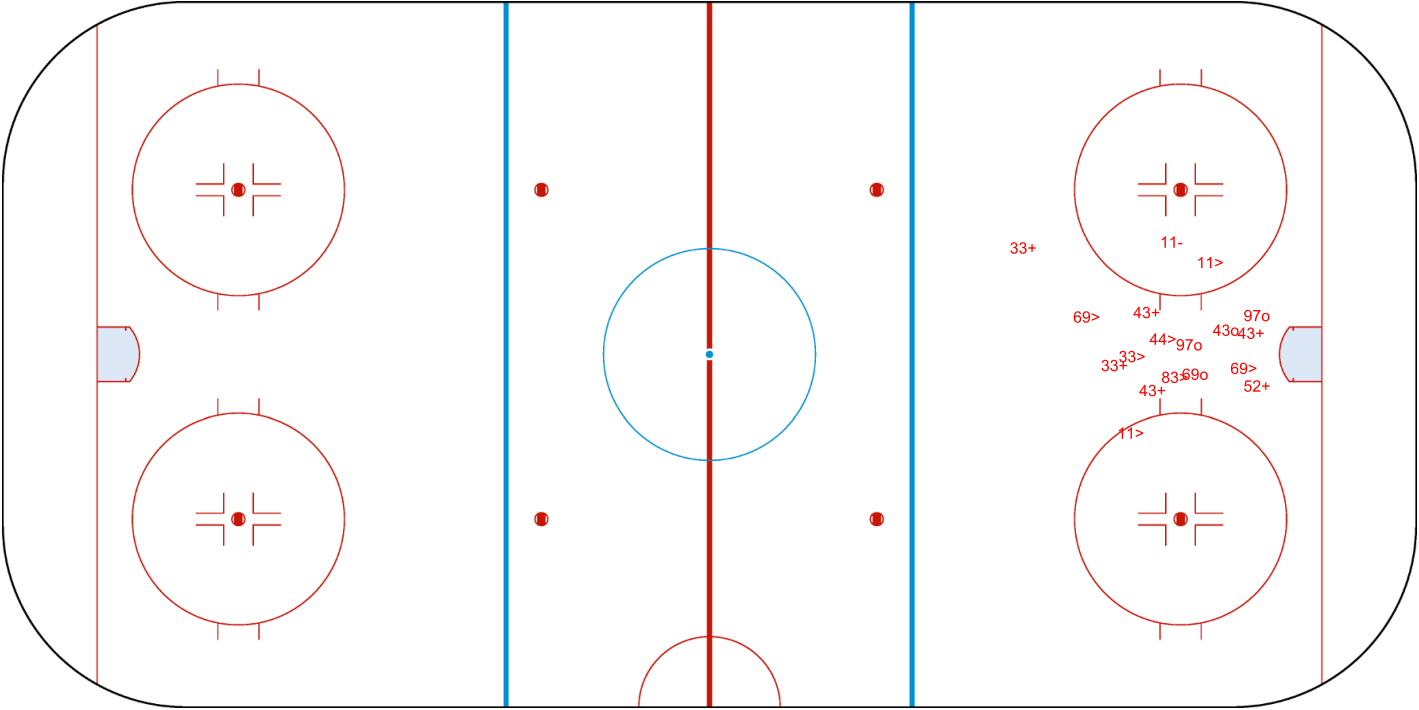

Shot Chart  
FIN - GER

Shots by FIN  
Goals (o): 0  
SSP (-): 0  
SSG (+): 0  
SPG (-): 0



GER → Period: 1 ← FIN

Shots by GER  
Goals (o): 4  
SSP (>): 7  
SSG (+): 6  
SPG (-): 1



Legend:					
GK	Goalkeeper	SPG	Shots past goal	SSG	Shots saved by goalkeeper
				SSP	Shots saved by player



Shot Chart  
FIN - GER

Shots by GER  
Goals (o): 6  
SSP (<): 4  
SSG (+): 9  
SPG (-): 0




GK 35 of FIN




Period: 2



Shots by FIN  
Goals (o): 0  
SSP (>): 0  
SSG (+): 1  
SPG (-): 0



GK 22 of GER




GK 47 of GER

Legend:					
GK	Goalkeeper	SPG	Shots past goal	SSG	Shots saved by goalkeeper
				SSP	Shots saved by player



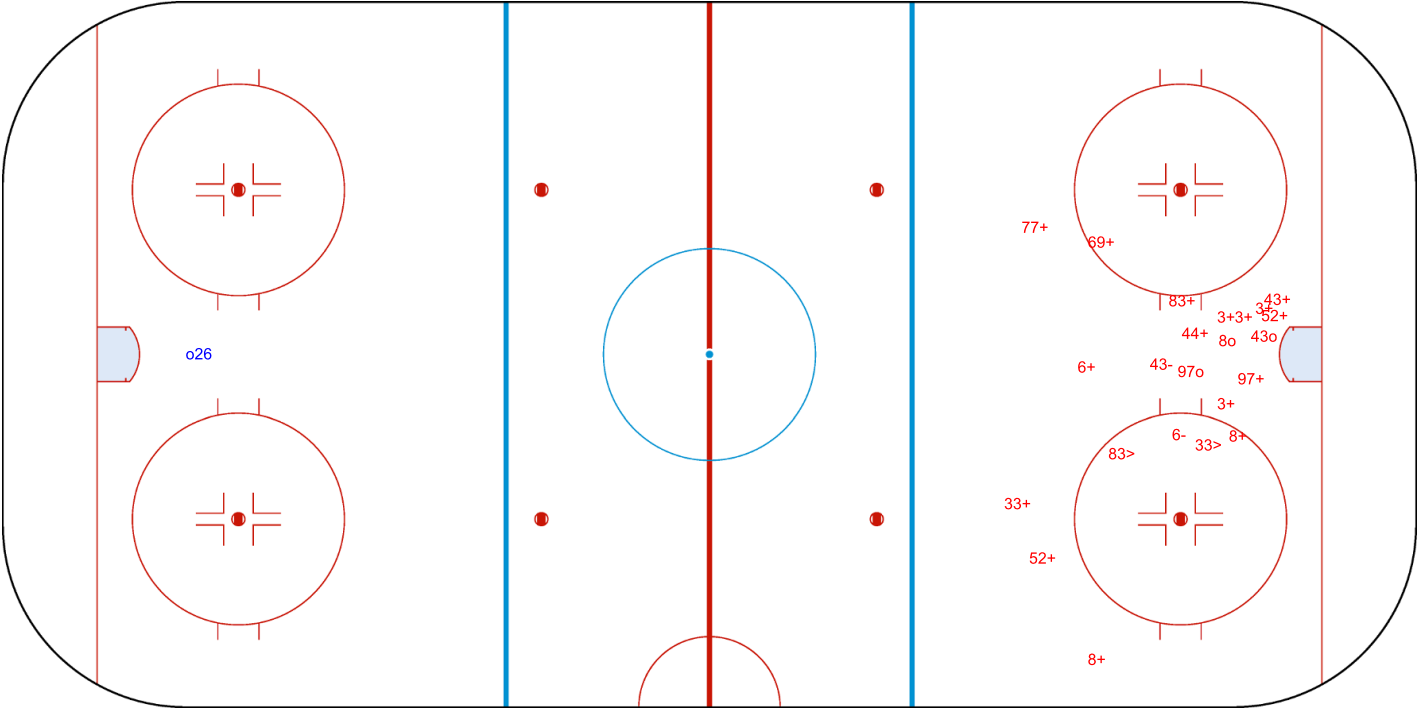
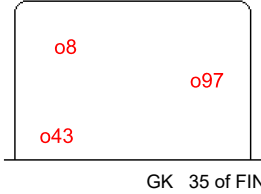
Shot Chart  
FIN - GER

Shots by FIN  
Goals (o): 1  
SSP (-): 0  
SSG (+): 0  
SPG (-): 0



GER → Period: 3 ← FIN

Shots by GER  
Goals (o): 3  
SSP (>): 2  
SSG (+): 16  
SPG (-): 2



Legend:							
GK	Goalkeeper	SPG	Shots past goal	SSG	Shots saved by goalkeeper	SSP	Shots saved by player



## Face-off Chart

## FIN - GER

## PERIOD 1

	FIN		GER		FIN		GER		FIN		GER		
	Def. zone	Att. zone	Def. zone	Att. zone	Def. zone	Att. zone	Def. zone	Att. zone	Def. zone	Att. zone	Def. zone	Att. zone	
Total wins / period	- 6	+ 33	- 17	+ 33	+ 17	- 33	- 6	+ 8	- 17	+ 33	- 6	+ 8	Total wins all zones
	- 17	+ 8	- 36	+ 8	- 17	+ 43	- 6	- 8	- 17	+ 43	- 6	- 8	
	+ 17	- 43	+ 17	- 43	+ 17	- 33	+ 36	- 8	+ 17	- 43	+ 36	- 8	
	+ 6	- 33	- 6	+ 11	+ 17	- 8	- 6	+ 33	- 6	+ 33	- 6	+ 33	
			+ 17	- 33			+ 17	- 11			+ 17	- 11	
	2 / 50%	2 / 50%	2 / 40%	3 / 60%	1 / 50%	1 / 50%	5 / 45%	6 / 55%					

## PERIOD 2

	FIN		GER		FIN		GER		FIN		GER		
	Def. zone	Att. zone	Def. zone	Att. zone	Def. zone	Att. zone	Def. zone	Att. zone	Def. zone	Att. zone	Def. zone	Att. zone	
Total wins / period	- 6	+ 8	+ 17	- 8	- 6	+ 8	- 17	+ 43	- 6	+ 8	- 17	+ 43	Total wins all zones
	+ 6	- 8	- 17	+ 43	- 6	- 8	- 17	+ 43	- 6	- 8	- 17	+ 43	
	- 17	+ 8	+ 17	- 33	+ 17	- 8	+ 17	- 33	+ 17	- 8	+ 17	- 33	
	+ 6	- 33	+ 6	- 43	+ 17	- 11	+ 17	- 11	+ 17	- 11	+ 17	- 11	
	- 17	+ 33	- 6	+ 8									
	2 / 40%	3 / 60%	4 / 50%	4 / 50%	0 / 0%	1 / 100%	6 / 43%	8 / 57%					

## PERIOD 3

	FIN		GER		FIN		GER		FIN		GER		
	Def. zone	Att. zone	Def. zone	Att. zone	Def. zone	Att. zone	Def. zone	Att. zone	Def. zone	Att. zone	Def. zone	Att. zone	
Total wins / period	- 36	+ 43	- 17	+ 33	- 17	+ 33	- 17	+ 33	- 17	+ 33	- 17	+ 33	Total wins all zones
	- 36	+ 43	+ 17	- 33	+ 17	- 33	+ 17	- 33	+ 17	- 33	+ 17	- 33	
	+ 36	- 8	+ 17	- 43	+ 17	- 43	+ 17	- 43	+ 17	- 43	+ 17	- 43	
	- 17	+ 43	+ 17	- 33	+ 17	- 33	+ 17	- 33	+ 17	- 33	+ 17	- 33	
	- 6	+ 33	+ 6	- 8	+ 6	- 8	+ 6	- 8	+ 6	- 8	+ 6	- 8	
	1 / 14%	6 / 86%	5 / 83%	1 / 17%									

## TOTAL

	FIN		GER		FIN		GER		FIN		GER		
	Def. zone	Att. zone	Def. zone	Att. zone	Def. zone	Att. zone	Def. zone	Att. zone	Def. zone	Att. zone	Def. zone	Att. zone	
Total wins / game	5 / 31%	11 / 69%	11 / 58%	8 / 42%	1 / 33%	2 / 67%	17 / 45%	21 / 55%					





## HEAD TO HEAD

GER											
No.	3	8	11	33	43	Tot	wins FIN	Dz	Nz	Az	
FIN	6	0 - 1	2 - 3	0 - 1	2 - 2	1 - 3	15	5 33%	3 38%	2 33%	0 0%
	17		2 - 2	1 - 0	5 - 3	3 - 3	19	11 58%	1 20%	9 75%	1 50%
	36		1 - 1			0 - 2	4	1 25%	1 33%	0 0%	
Tot		1	11	2	12	12	38	17 45%	5 31%	11 58%	1 33%
wins GER		1 100%	6 55%	1 50%	5 42%	8 67%	21 55%				
Dz			1 100%		0 0%	1 100%	2 67%				
Nz		1 100%	2 40%	1 50%	2 33%	2 40%	8 42%				
Az			3 60%		3 60%	5 83%	11 69%				

## Legend:

**Az** Attacking zone      **Dz** Defending zone      **No.** Jersey number      **Nz** Neutral zone      **Tot** Total face-offs played



## Game Roster

## SWE - POL

## Referee

YAMAGUCHI Sotaro (JPN)

## Linesmen

BEELEN Louis (NED) , FAZEKAS Tibor (SRB)

## Goalkeepers

Team: SWE

No.	Name	Gen	GP	MIP	GA	SVS	SOG	SVS%	GAA
5	NILSSON Ulf	M	2	86:33	3	27	30	90.00	1.56
22	SIREN Staffan	M	2	00:00	0	0	0	0.00	0.00

## Team Roster

Team: SWE (yellow)

No.	Pos.	Name	Gen	GP	G	A	PTS	PIM	+/-
3	D	INGVARSSON Niklas	M	2	1	3	4	2	+3
5	GK	NILSSON Ulf	M	2	0	0	0	0	
6	D	NILSSON Peter	M	2	1	1	2	0	+4
10	F	MENG Robin	M	2	3	3	6	0	+4
11	D	LUNDGREN Rasmus	M	2	1	2	3	2	+4
15	F	HEDBERG Christian	M	2	0	0	0	2	-1
18	F	OJALA Peter	M	2	0	0	0	0	-1
19	D	WISTRAND Anders	M	2	0	0	0	0	0
22	GK	SIREN Staffan	M	2	0	0	0	0	
37	D	STRANDMARK Johan	M	2	0	0	0	2	+1
93	F	DICKSON GYLLSTEN Maximilian	M	2	1	3	4	4	+6

Head Coach: LAHTINEN Timo

Team: POL

No.	Name	Gen	GP	MIP	GA	SVS	SOG	SVS%	GAA
20	SEKULSKI Krzysztof	M	2	00:00	0	0	0	0.00	0.00
21	ZGORZYNSKI Kamil	M	2	90:00	28	69	97	71.13	14.00

Team: POL (red)

No.	Pos.	Name	Gen	GP	G	A	PTS	PIM	+/-
4	D	FLIS Sylwester	M	2	0	0	0	0	-24
10	D	KARTOSZ Sebastian	M	2	0	0	0	0	-20
16	D	DRAPALA Radoslaw	M	2	0	0	0	2	-9
18	F	HAK Szymon	M	2	0	0	0	0	-15
20	GK	SEKULSKI Krzysztof	M	2	0	0	0	0	
21	GK	ZGORZYNSKI Kamil	M	2	0	0	0	0	
28	F	ZIELINSKI Mariusz	M	2	0	0	0	0	-12
68	F	MURAWSKI Mateusz	M	2	0	0	0	0	-24
77	F	CIULA Lukasz	M	2	0	0	0	0	-13
87	F	HEBDA Marcin	M	2	0	0	0	0	-18

Head Coach: MLYNARCZYK Andrzej

## Legend:

<b>A</b> Assists	<b>D</b> Defence	<b>F</b> Forward	<b>G</b> Goals
<b>GA</b> Goals against	<b>GAA</b> Goals against as average per 45 minutes	<b>Gen</b> Gender	<b>GK</b> Goalkeeper
<b>GP</b> Games played	<b>M</b> Male	<b>MIP</b> Minutes and seconds played	<b>No.</b> Jersey number
<b>PIM</b> Penalties in minutes	<b>Pos.</b> Position	<b>PTS</b> Points	<b>SOG</b> Shots on goal
<b>SVS</b> Saves	<b>SVS%</b> Saves in percentage	<b>+/-</b> Plus/minus net	



## Line-ups

## SWE - POL

## Referee

YAMAGUCHI Sotaro (JPN)

## Linesmen

BEELEN Louis (NED) , FAZEKAS Tibor (SRB)

## Goalkeepers

Team: SWE

No.	Name	Gen
5	NILSSON Ulf	M
22	SIREN Staffan	M

## Team Line-ups

Team: SWE (yellow)

No.	Pos.	Name	Gen
3	D	INGVARSSON Niklas +A	M
6	D	NILSSON Peter +A	M
11	D	LUNDGREN Rasmus	M
10	F	MENG Robin	M
93	F	DICKSON GYLLSTEN Maximilian	M
19	D	WISTRAND Anders	M
37	D	STRANDMARK Johan	M
15	F	HEDBERG Christian	M
18	F	OJALA Peter +C	M

Head Coach: LAHTINEN Timo

Team: POL

No.	Name	Gen
21	ZGORZYNSKI Kamil	M
20	SEKULSKI Krzysztof	M

Team: POL (red)

No.	Pos.	Name	Gen
10	D	KARTOSZ Sebastian	M
16	D	DRAPALA Radoslaw +A	M
18	F	HAK Szymon	M
68	F	MURAWSKI Mateusz +C	M
87	F	HEBDA Marcin	M
28	F	ZIELINSKI Mariusz	M
77	F	CIULA Lukasz	M

Head Coach: MLYNARCZYK Andrzej

## NOT DRESSED:

4 D FLIS Sylwester M

## Legend:

<b>D</b>	Defence	<b>F</b>	Forward	<b>Gen</b>	Gender	<b>M</b>	Male
<b>No.</b>	Jersey number	<b>Pos.</b>	Position	<b>+A</b>	Assistant captain	<b>+C</b>	Captain



## Graphical Line-ups

## SWE - POL

## Referee

YAMAGUCHI Sotaro (JPN)

## Linesmen

BEELEN Louis (NED) , FAZEKAS Tibor (SRB)

Team: SWE - Sweden (yellow)

Head Coach: LAHTINEN Timo

S1 5 NILSSON Ulf			
22 SIREN Staffan			
S2 3 INGVARSSON Niklas +A	S3 6 NILSSON Peter +A		
S4 10 MENG Robin	S5 11 LUNDGREN Rasmus	S6 93 DICKSON GYLLSTEN Maximilian	
15 HEDBERG Christian		37 STRANDMARK Johan	
18 OJALA Peter +C	19 WISTRAND Anders		

Team: POL - Poland (red)

Head Coach: MLYNARCZYK Andrzej

S1 21 ZGORZYNSKI Kamil			
20 SEKULSKI Krzysztof			
S2 10 KARTOSZ Sebastian	S3 16 DRAPALA Radoslaw +A		
S5 68 MURAWSKI Mateusz +C	S6 87 HEBDA Marcin	S4 18 HAK Szymon	
28 ZIELINSKI Mariusz			
77 CIULA Lukasz			

## Legend:

Sn Starting position

+A Assistant captain

+C Captain



SUN 19 SEP 2021

Start Time 17:00

End Time 18:30

Round Robin, Game 9



## Game Summary

SWE - POL 6 - 0 (3 - 0, 2 - 0, 1 - 0)

Spectators	Referee	Linesmen
20	YAMAGUCHI Sotaro (JPN)	BEELEN Louis (NED) , FAZEKAS Tibor (SRB)

## Team Statistics

Period	Score	SVS	SOG	PIM	TPP	PPG	SHG
1	3 : 0	0 : 8	11 : 0	0 : 0	00:00 : 00:00	0 : 0	0 : 0
2	2 : 0	0 : 7	9 : 0	2 : 0	00:00 : 02:00	0 : 0	1 : 0
3	1 : 0	1 : 3	4 : 1	4 : 0	00:00 : 02:14	0 : 0	1 : 0
<b>Total</b>	<b>6 : 0</b>	<b>1 : 18</b>	<b>24 : 1</b>	<b>6 : 0</b>	<b>00:00 : 04:14</b>	<b>0 : 0</b>	<b>2 : 0</b>

## 1st Period

Action	Time	ET/Res	Team	Type	No.	Name	(G)	Name of Assistant(s) / Action Description
GK	00:00		SWE		5	NILSSON U		- Goalkeeper in
GK	00:00		POL		21	ZGORZYNSKI K		- Goalkeeper in
<b>Goal</b>	<b>00:21</b>	<b>1 : 0</b>	<b>SWE</b>	<b>EQ</b>	<b>10</b>	<b>MENG R</b>	(4)	18 OJALA P On Ice SWE 5 3 6 10 11 18 POL 21 10 16 18 68 87
<b>Goal</b>	<b>07:29</b>	<b>2 : 0</b>	<b>SWE</b>	<b>EQ</b>	<b>93</b>	<b>DICKSON GYLLSTEN M</b>	(2)	15 HEDBERG C On Ice SWE 5 3 6 15 19 93 19 WISTRAND A POL 21 16 18 68 77 87
<b>Goal</b>	<b>09:27</b>	<b>3 : 0</b>	<b>SWE</b>	<b>EQ</b>	<b>10</b>	<b>MENG R</b>	(5)	6 NILSSON P On Ice SWE 5 3 6 10 11 18 3 INGVARSSON N POL 21 16 18 28 68 77

## 2nd Period

Action	Time	ET/Res	Team	Type	No.	Name	(G)	Name of Assistant(s) / Action Description
GK	15:00		SWE		22	SIREN S		- Goalkeeper in 5 NILSSON U - Goalkeeper out
Penalty	15:45	17:45	SWE	2 min.	18	OJALA P		- Interference
<b>Goal</b>	<b>16:57</b>	<b>4 : 0</b>	<b>SWE</b>	<b>SH1</b>	<b>3</b>	<b>INGVARSSON N</b>	(2)	11 LUNDGREN R On Ice SWE 22 3 6 10 11 10 MENG R POL 21 10 16 18 68 87
<b>Goal</b>	<b>27:46</b>	<b>5 : 0</b>	<b>SWE</b>	<b>EQ</b>	<b>3</b>	<b>INGVARSSON N</b>	(3)	93 DICKSON GYLLSTEN M On Ice SWE 22 3 6 15 19 93 POL 21 16 18 28 68 87

## 3rd Period

Action	Time	ET/Res	Team	Type	No.	Name	(G)	Name of Assistant(s) / Action Description
Penalty	41:52	43:52	SWE	2 min.	37	STRANDMARK J		- Interference
<b>Goal</b>	<b>43:44</b>	<b>6 : 0</b>	<b>SWE</b>	<b>SH1</b>	<b>6</b>	<b>NILSSON P</b>	(2)	11 LUNDGREN R On Ice SWE 22 3 6 11 15 POL 21 10 16 18 68 87
Penalty	44:46	45:00	SWE	2 min.	93	DICKSON GYLLSTEN M		- Roughing
GK	45:00		SWE					22 SIREN S - Goalkeeper out
GK	45:00		POL					21 ZGORZYNSKI K - Goalkeeper out

## Goalkeeper Records

Team : SWE - Sweden

No.	Name	SOG	SVS	MIP
22	SIREN Staffan	1	1	30:00
5	NILSSON Ulf	0	0	15:00

Team : POL - Poland

No.	Name	SOG	SVS	MIP
21	ZGORZYNSKI Kamil	24	18	45:00
20	SEKULSKI Krzysztof			

## Game Statistics

Team : SWE (yellow)

Head Coach : LAHTINEN Timo

Head Coach : LAHTINEN Timo											Shots on Goal						
No.	Pos.	Name	Gen	G	A	P	PIM	FO+	FO-	FO+/-	FO%	1	2	3	OT	TS	+/-
3	D	INGVARSSON Niklas +A	M	2	1	3	0	5	2	3	71.43	2	4	1		7	+6
6	D	NILSSON Peter +A	M	1	1	2	0	0	0	0	0.00	0	0	1		1	+6
10	F	MENG Robin	M	2	1	3	0	0	0	0	0.00	3	0	1		4	+3
11	D	LUNDGREN Rasmus	M	0	2	2	0	4	4	0	50.00	0	2	1		3	+4
93	F	DICKSON GYLLSTEN Maximilian	M	1	1	2	2	5	2	3	71.43	1	2	0		3	+2
15	F	HEDBERG Christian	M	0	1	1	0	1	2	-1	33.33	1	1	0		2	+3
18	F	OJALA Peter +C	M	0	1	1	2	0	0	0	0.00	2	0	0		2	+2



## Ostersund Arena

SUN 19 SEP 2021

Start Time 17:00

End Time 18:30

## Ice Hockey

Mixed

Round Robin, Game 9



Head Coach : LAHTINEN Timo

No.	Pos.	Name	Gen	G	A	P	PIM	FO+	FO-	FO+/-	FO%	Shots on Goal					+/-
												1	2	3	OT	TS	
19	D	WISTRAND Anders	M	0	1	1	0	0	0	0	0.00	0	0	0		0	+2
37	D	STRANDMARK Johan	M	0	0	0	2	0	0	0	0.00	2	0	0		2	0
5	GK	NILSSON Ulf	M	0	0	0	0					0	0	0		0	
22	GK	SIREN Staffan (BP)	M	0	0	0	0					0	0	0		0	
<b>Total</b>				<b>6</b>	<b>9</b>	<b>15</b>	<b>6</b>	<b>15</b>	<b>10</b>	<b>5</b>	<b>60.00</b>	<b>11</b>	<b>9</b>	<b>4</b>		<b>24</b>	

Team : POL (red)

Head Coach : MLYNARCZYK Andrzej

No.	Pos.	Name	Gen	G	A	P	PIM	FO+	FO-	FO+/-	FO%	Shots on Goal					+/-
												1	2	3	OT	TS	
10	D	KARTOSZ Sebastian	M	0	0	0	0	0	0	0	0.00	0	0	0		0	-3
16	D	DRAPALA Radoslaw +A (BP)	M	0	0	0	0	0	0	0	0.00	0	0	0		0	-6
18	F	HAK Szymon	M	0	0	0	0	0	0	0	0.00	0	0	0		0	-6
68	F	MURAWSKI Mateusz +C	M	0	0	0	0	9	14	-5	39.13	0	0	1		1	-6
87	F	HEBDA Marcin	M	0	0	0	0	1	1	0	50.00	0	0	0		0	-5
28	F	ZIELINSKI Mariusz	M	0	0	0	0	0	0	0	0.00	0	0	0		0	-2
77	F	CIULA Lukasz	M	0	0	0	0	0	0	0	0.00	0	0	0		0	-2
20	GK	SEKULSKI Krzysztof	M	0	0	0	0					0	0	0		0	
21	GK	ZGORZYNSKI Kamil	M	0	0	0	0					0	0	0		0	
<b>Total</b>				<b>0</b>	<b>0</b>	<b>0</b>	<b>0</b>	<b>10</b>	<b>15</b>	<b>-5</b>	<b>40.00</b>	<b>0</b>	<b>0</b>	<b>1</b>		<b>1</b>	

## Round Robin

R	Team	GP	W	OTW	OTL	L	GDF	GF:GA	PTS
1	CHN	3	3	0	0	0	+45	45 : 0	9
2	GER	3	3	0	0	0	+21	23 : 2	9
3	SWE	3	2	0	0	1	+10	13 : 3	6
4	JPN	3	1	0	0	2	-12	10 : 22	3
5	FIN	3	0	0	0	3	-30	1 : 31	0
6	POL	3	0	0	0	3	-34	0 : 34	0

	CHN	FIN	GER	JPN	POL	SWE
CHN	*****	12:0	WED 22 SEP 13:30	15:0	18:0	TUE 21 SEP 17:00
FIN	0:12	*****	1:13	TUE 21 SEP 13:30	WED 22 SEP 10:00	0:6
GER	WED 22 SEP 13:30	13:1	*****	7:0	TUE 21 SEP 10:00	3:1
JPN	0:15	TUE 21 SEP 13:30	0:7	*****	10:0	WED 22 SEP 17:00
POL	0:18	WED 22 SEP 10:00	TUE 21 SEP 10:00	0:10	*****	0:6
SWE	TUE 21 SEP 17:00	6:0	1:3	WED 22 SEP 17:00	6:0	*****

## Legend:

<b>(G)</b> Goals in tournament	<b>+/-</b> Plus/minus net	<b>+A</b> Assistant captain	<b>+C</b> Captain
<b>A</b> Assists	<b>D</b> Defence	<b>EQ</b> Equal strength	<b>ET/Res</b> Penalty end time/Result of game
<b>F</b> Forward	<b>FO-</b> Face-offs lost	<b>FO%</b> Face-offs won as percentage	<b>FO+</b> Face-offs won
<b>FO+/-</b> Face-offs net	<b>G</b> Goals	<b>GA</b> Goals against	<b>GDF</b> Goal difference
<b>Gen</b> Gender	<b>GF</b> Goals for	<b>GK</b> Goalkeeper	<b>GP</b> Games played
<b>L</b> Losses	<b>M</b> Male	<b>MIP</b> Minutes in play (GK)	<b>No.</b> Jersey number
<b>OT</b> Overtime	<b>OTL</b> Overtime losses	<b>OTW</b> Overtime wins	<b>P</b> Points
<b>PIM</b> Penalties in minutes	<b>Pos.</b> Position	<b>PPG</b> Power play goals	<b>PTS</b> Points
<b>R</b> Rank	<b>SH1</b> Shorthanded - 1 player	<b>SHG</b> Shorthanded goals	<b>SOG</b> Shots on goal
<b>SVS</b> Saves	<b>TPP</b> Time on power play	<b>TS</b> Total shots	<b>W</b> Wins



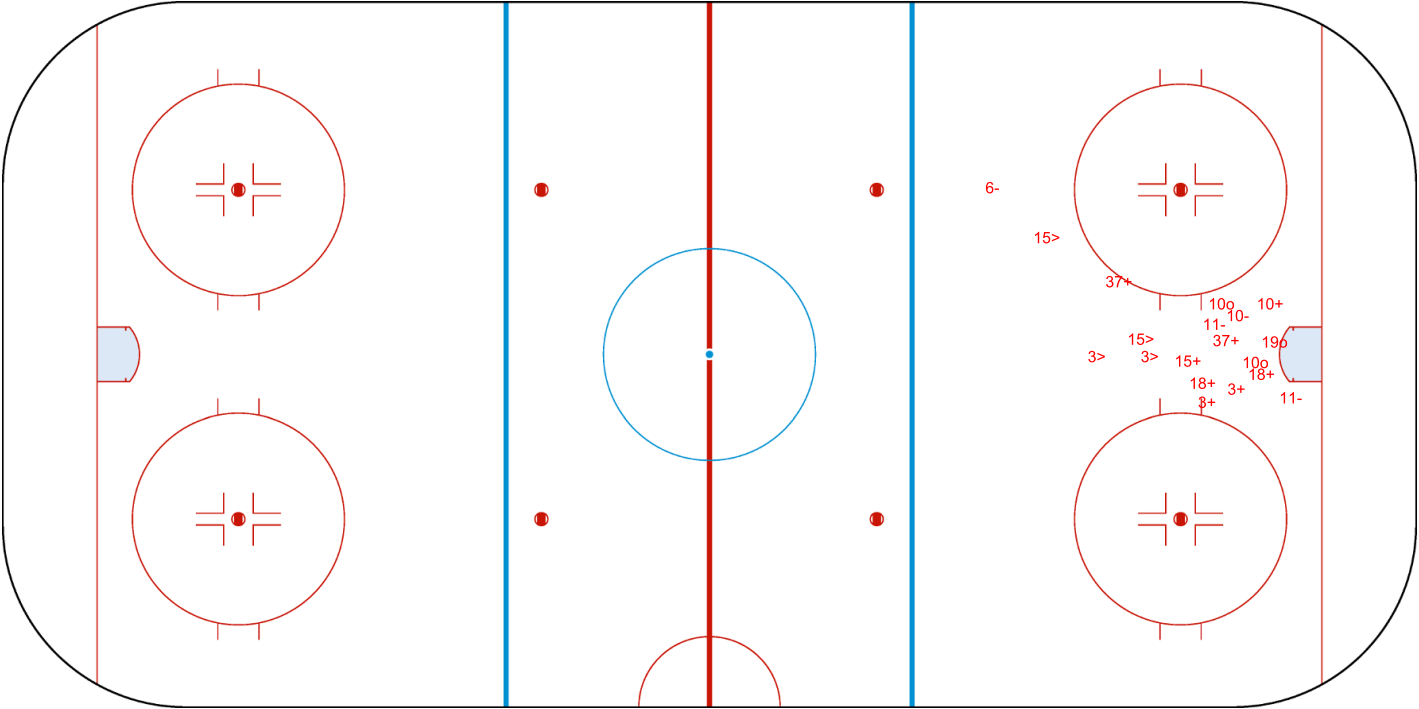
Shot Chart  
SWE - POL

Shots by POL  
Goals (o): 0  
SSP (<): 0  
SSG (+): 0  
SPG (-): 0

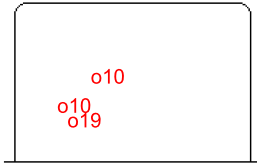


GK 5 of SWE

SWE      Period: 1      POL



Shots by SWE  
Goals (o): 3  
SSP (>): 4  
SSG (+): 8  
SPG (-): 4



GK 21 of POL

Legend:					
GK	Goalkeeper	SPG	Shots past goal	SSG	Shots saved by goalkeeper
				SSP	Shots saved by player



Ostersund Arena

SUN 19 SEP 2021

Start Time 17:00

Ice Hockey

Mixed

Round Robin, Game 9



## Shot Chart SWE - POL


Shots by SWE

Goals (o): 2

SSP (<): 1

SSG (+): 7

SPG (-): 7



GK 21 of POL



Period: 2



Shots by POL

Goals (o): 0

SSP (>): 0

SSG (+): 0

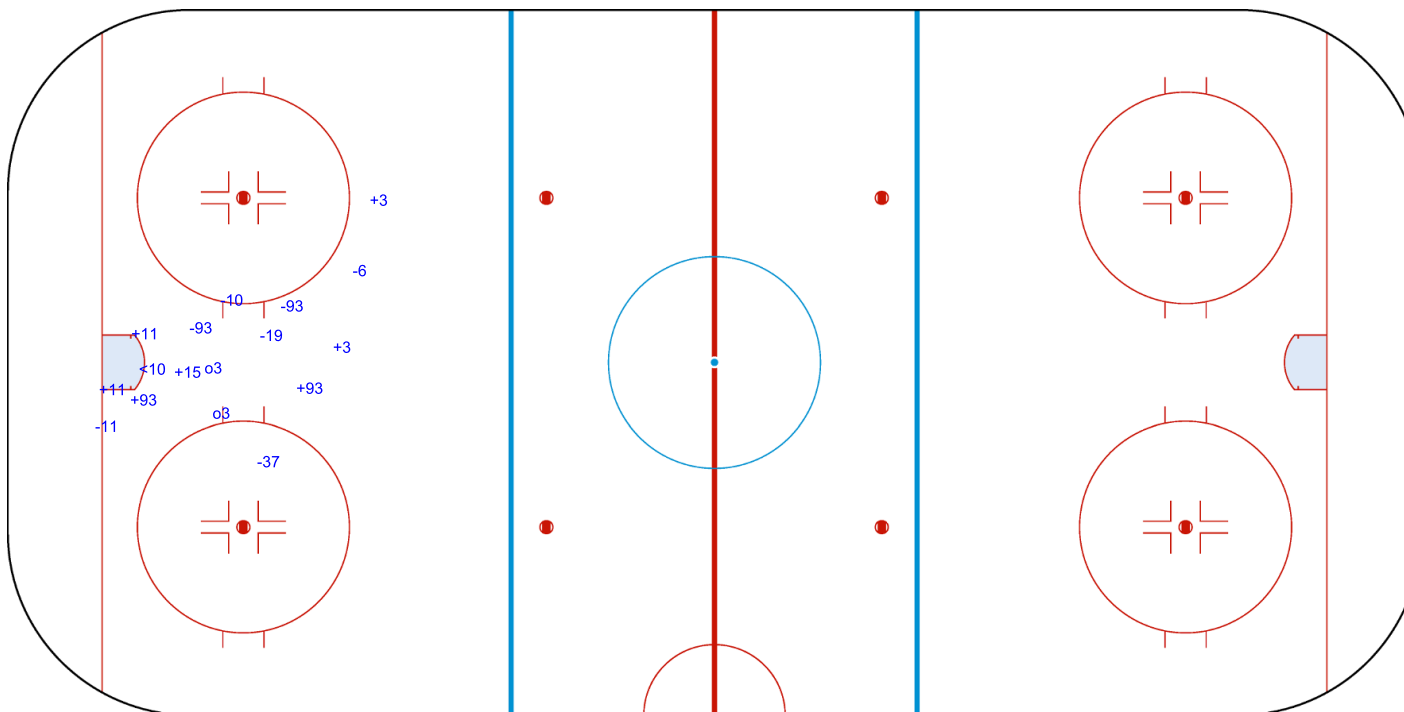
SPG (-): 0



GK 22 of SWE



GK 5 of SWE



### Legend:

**GK** Goalkeeper

**SPG** Shots past goal

**SSG** Shots saved by goalkeeper

**SSP** Shots saved by player





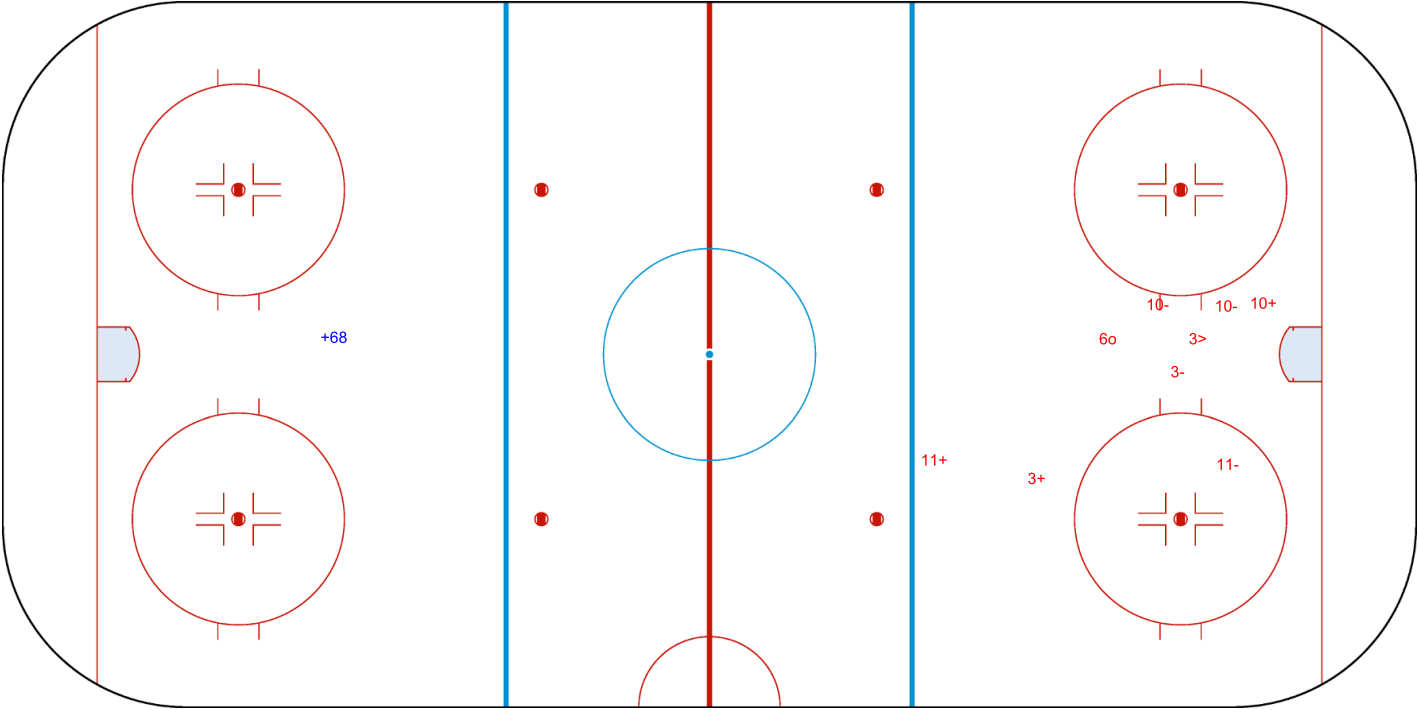
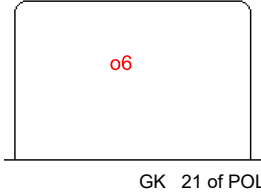
Shot Chart  
SWE - POL

Shots by POL  
Goals (o): 0  
SSP (<): 0  
SSG (+): 1  
SPG (-): 0



SWE → Period: 3 ← POL

Shots by SWE  
Goals (o): 1  
SSP (>): 1  
SSG (+): 3  
SPG (-): 4



Legend:			
GK	Goalkeeper	SPG	Shots past goal
SSG	Shots saved by goalkeeper	SSP	Shots saved by player



## Face-off Chart

## SWE - POL

## PERIOD 1

Total wins / period	SWE	POL	SWE	POL	SWE	POL	Total wins all zones
	Def. zone	Att. zone	Neutral zone		Att. zone	Def. zone	
			+ 11	- 68	+ 3	- 68	
			- 15	+ 68	+ 3	- 68	
			- 11	+ 68	+ 3	- 68	
			- 15	+ 68	+ 15	- 68	
+ 93			- 68	+ 3	- 68		
Total wins / period			2 / 40%	3 / 60%	5 / 100%	0 / 0%	

## PERIOD 2

Total wins / period	SWE	POL	SWE	POL	SWE	POL	Total wins all zones	
	Def. zone	Att. zone	Neutral zone		Att. zone	Def. zone		
	+ 11	- 68	+ 11	- 68	+ 93	- 87		
	- 93	+ 87	+ 93	- 68	+ 93	- 68		
			+ 93	- 68	+ 11	- 68		
	1 / 50%	1 / 50%	3 / 100%	0 / 0%	3 / 100%	0 / 0%		
							SWE	POL
							7 / 88%	1 / 12%

## PERIOD 3

Total wins / period	SWE	POL	SWE	POL	SWE	POL	Total wins all zones
	Def. zone	Att. zone	Neutral zone		Att. zone	Def. zone	
	- 3	+ 68	- 11	+ 68	+ 3	- 68	
	- 3	+ 68	- 11	+ 68			
	- 11	+ 68	- 93	+ 68			
	0 / 0%	3 / 100%	0 / 0%	3 / 100%	1 / 100%	0 / 0%	
							SWE 1 / 14% POL 6 / 86%

## TOTAL

Total wins / game	SWE	POL	SWE	POL	SWE	POL	Total wins all zones	
	Def. zone	Att. zone	Neutral zone		Att. zone	Def. zone		
							SWE	POL
	1 / 20%	4 / 80%	5 / 45%	6 / 55%	9 / 100%	0 / 0%	15 / 60%	10 / 40%



## HEAD TO HEAD

		POL						
	No.	68	87	Tot	wins SWE	Dz	Nz	Az
SWE	3	5 - 2		7	5 71%	0 0%		5 100%
	11	4 - 4		8	4 50%	1 50%	2 40%	1 100%
	15	1 - 2		3	1 33%		0 0%	1 100%
	93	4 - 1	1 - 1	7	5 71%	0 0%	3 75%	2 100%
	Tot	23	2	25	15 60%	1 20%	5 45%	9 100%
	wins POL	9 39%	1 50%	10 40%				
	Dz	0 0%	0 0%	0 0%				
	Nz	6 55%		6 55%				
	Az	3 75%	1 100%	4 80%				

## Legend:

**Az** Attacking zone      **Dz** Defending zone      **No.** Jersey number      **Nz** Neutral zone      **Tot** Total face-offs played



TUE 21 SEP 2021

Start Time 10:00

Round Robin, Game 10



## Game Roster

## GER - POL

## Referee

WEBINGER Kevin (CAN)

## Linesmen

FAZEKAS Tibor (SRB) , RUNDSTROM Tony (SWE)

## Goalkeepers

Team: GER

No.	Name	Gen	GP	MIP	GA	SVS	SOG	SVS%	GAA
22	MUEHLHANS Veit	M	3	30:00	1	1	2	50.00	1.50
47	KUNST Simon	M	3	105:00	1	17	18	94.44	0.43

## Team Roster

Team: GER (black)

No.	Pos.	Name	Gen	GP	G	A	PTS	PIM	+/-
3	F	DISVELD Bas	M	3	3	0	3	0	+7
6	D	RAEDLER Hugo	M	3	1	2	3	0	+5
8	F	RENNHACK Frank	M	3	2	2	4	2	+9
11	F	WOLFF Jacob	M	3	1	1	2	0	+4
22	GK	MUEHLHANS Veit	M	3	0	0	0	0	
33	F	KUHLI-LAUENSTEIN Ingo	M	3	1	2	3	2	+8
43	F	HERING Bernhard	M	3	4	1	5	0	+7
44	F	BRELAGE Jan Malte	M	1	0	2	2	0	+5
47	GK	KUNST Simon	M	3	0	0	0	0	
52	D	PABST Robert	M	3	0	3	3	2	+13
69	D	SKLORZ Lucas	M	3	3	7	10	2	+18
77	F	WEDDE Joerg	M	3	1	2	3	0	+6
83	D	PILZ Christian	M	3	1	0	1	2	+3
97	F	SCHRADER Felix	M	3	6	2	8	2	+8

Head Coach: POKORNY Andreas

Team: POL

No.	Name	Gen	GP	MIP	GA	SVS	SOG	SVS%	GAA
20	SEKULSKI Krzysztof	M	3	00:00	0	0	0	0.00	0.00
21	ZGORZYNSKI Kamil	M	3	135:00	34	87	121	71.90	11.33

Team: POL (white)

No.	Pos.	Name	Gen	GP	G	A	PTS	PIM	+/-
4	D	FLIS Sylwester	M	2	0	0	0	0	-24
10	D	KARTOSZ Sebastian	M	3	0	0	0	0	-23
16	D	DRAPALA Radoslaw	M	3	0	0	0	2	-15
18	F	HAK Szymon	M	3	0	0	0	0	-21
20	GK	SEKULSKI Krzysztof	M	3	0	0	0	0	
21	GK	ZGORZYNSKI Kamil	M	3	0	0	0	0	
28	F	ZIELINSKI Mariusz	M	3	0	0	0	0	-14
68	F	MURAWSKI Mateusz	M	3	0	0	0	0	-30
77	F	CIULA Lukasz	M	3	0	0	0	0	-15
87	F	HEBDA Marcin	M	3	0	0	0	0	-23

Head Coach: MLYNARCZYK Andrzej

## Legend:

<b>A</b> Assists	<b>D</b> Defence	<b>F</b> Forward	<b>G</b> Goals
<b>GA</b> Goals against	<b>GAA</b> Goals against as average per 45 minutes	<b>Gen</b> Gender	<b>GK</b> Goalkeeper
<b>GP</b> Games played	<b>M</b> Male	<b>MIP</b> Minutes and seconds played	<b>No.</b> Jersey number
<b>PIM</b> Penalties in minutes	<b>Pos.</b> Position	<b>PTS</b> Points	<b>SOG</b> Shots on goal
<b>SVS</b> Saves	<b>SVS%</b> Saves in percentage	<b>+/-</b> Plus/minus net	



## Line-ups

## GER - POL

## Referee

WEBINGER Kevin (CAN)

## Linesmen

FAZEKAS Tibor (SRB) , RUNDSTROM Tony (SWE)

## Goalkeepers

Team: GER

No.	Name	Gen
47	KUNST Simon	M
22	MUEHLHANS Veit	M

## Team Line-ups

Team: GER (black)

No.	Pos.	Name	Gen
6	D	RAEDLER Hugo +A	M
69	D	SKLORZ Lucas	M
33	F	KUHLLI-LAUENSTEIN Ingo	M
44	F	BRELAGE Jan Malte	M
97	F	SCHRADER Felix	M
52	D	PABST Robert	M
3	F	DISVELD Bas +C	M
8	F	RENNHACK Frank	M
11	F	WOLFF Jacob	M
83	D	PILZ Christian	M
43	F	HERING Bernhard	M
77	F	WEDDE Joerg +A	M

Head Coach: POKORNY Andreas

Team: POL

No.	Name	Gen
20	SEKULSKI Krzysztof	M
21	ZGORZYNSKI Kamil	M

Team: POL (white)

No.	Pos.	Name	Gen
10	D	KARTOSZ Sebastian	M
16	D	DRAPALA Radoslaw +A	M
18	F	HAK Szymon	M
68	F	MURAWSKI Mateusz +C	M
87	F	HEBDA Marcin	M
28	F	ZIELINSKI Mariusz	M
77	F	CIULA Lukasz	M

Head Coach: MLYNARCZYK Andrzej

## NOT DRESSED:

4 D FLIS Sylwester M

## Legend:

<b>D</b>	Defence	<b>F</b>	Forward	<b>Gen</b>	Gender	<b>M</b>	Male
<b>No.</b>	Jersey number	<b>Pos.</b>	Position	<b>+A</b>	Assistant captain	<b>+C</b>	Captain



## Graphical Line-ups

## GER - POL

## Referee

WEBINGER Kevin (CAN)

## Linesmen

FAZEKAS Tibor (SRB) , RUNDSTROM Tony (SWE)

Team: GER - Germany (black)

Head Coach: POKORNY Andreas

S1 47 KUNST Simon		
22 MUEHLHANS Veit		
S2 6 RAEDLER Hugo +A	S3 69 SKLORZ Lucas	
S4 33 KUHLI-LAUENSTEIN Ingo	S5 44 BRELAG Jan Malte	S6 97 SCHRADER Felix
52 PABST Robert		
3 DISVELD Bas +C	11 WOLFF Jacob	8 RENNHACK Frank
43 HERING Bernhard	77 WEDDE Joerg +A	83 PILZ Christian

Team: POL - Poland (white)

Head Coach: MLYNARCZYK Andrzej

S1 20 SEKULSKI Krzysztof		
21 ZGORZYNSKI Kamil		
S2 10 KARTOSZ Sebastian	S3 16 DRAPALA Radoslaw +A	
S5 68 MURAWSKI Mateusz +C	S6 87 HEBDA Marcin	S4 18 HAK Szymon
28 ZIELINSKI Mariusz		
77 CIULA Lukasz		

## Legend:

Sn Starting position

+A Assistant captain

+C Captain



TUE 21 SEP 2021

Start Time 10:00

End Time 11:38

Round Robin, Game 10



## Game Summary

GER - POL 14 - 0 (6 - 0 , 3 - 0 , 5 - 0)

Spectators	Referee	Linesmen
	WEBINGER Kevin (CAN)	FAZEKAS Tibor (SRB) , RUNDSTROM Tony (SWE)

## Team Statistics

Period	Score	SVS	SOG	PIM	TPP	PPG	SHG
1	6 : 0	0 : 10	16 : 0	2 : 2	02:00 : 01:26	0 : 0	0 : 0
2	3 : 0	0 : 13	16 : 0	2 : 2	00:28 : 02:34	0 : 0	0 : 0
3	5 : 0	1 : 6	11 : 1	0 : 0	01:32 : 00:00	0 : 0	0 : 0
<b>Total</b>	<b>14 : 0</b>	<b>1 : 29</b>	<b>43 : 1</b>	<b>4 : 4</b>	<b>04:00 : 04:00</b>	<b>0 : 0</b>	<b>0 : 0</b>

## 1st Period

Action	Time	ET/Res	Team	Type	No.	Name	(G)	Name of Assistant(s) / Action Description
GK	00:00		POL		20	SEKULSKI K		- Goalkeeper in
GK	00:00		GER		47	KUNST S		- Goalkeeper in
<b>Goal</b>	<b>01:58</b>	<b>1 : 0</b>	<b>GER</b>	<b>EQ</b>	<b>3</b>	<b>DISVELD B</b>	(4)	52 PABST R On Ice GER 47 3 6 8 43 52 POL 20 10 16 18 68 87
<b>Goal</b>	<b>06:20</b>	<b>2 : 0</b>	<b>GER</b>	<b>EQ</b>	<b>83</b>	<b>PILZ C</b>	(2)	43 HERING B On Ice GER 47 8 43 69 77 83 8 RENNHACK F POL 20 10 16 18 68 77
Penalty	06:56	08:56	POL	2 min.	68	MURAWSKI M		- Interference
<b>Goal</b>	<b>10:36</b>	<b>3 : 0</b>	<b>GER</b>	<b>EQ</b>	<b>97</b>	<b>SCHRADER F</b>	(7)	On Ice GER 47 6 33 44 69 97 POL 20 10 16 18 68 87
<b>Goal</b>	<b>10:46</b>	<b>4 : 0</b>	<b>GER</b>	<b>EQ</b>	<b>97</b>	<b>SCHRADER F</b>	(8)	33 KUHLI-LAUENSTEIN I On Ice GER 47 33 44 52 69 97 POL 20 10 16 68 77 87
<b>Goal</b>	<b>12:14</b>	<b>5 : 0</b>	<b>GER</b>	<b>EQ</b>	<b>97</b>	<b>SCHRADER F</b>	(9)	33 KUHLI-LAUENSTEIN I On Ice GER 47 33 44 52 69 97 POL 20 16 28 68 77 87
<b>Goal</b>	<b>13:18</b>	<b>6 : 0</b>	<b>GER</b>	<b>EQ</b>	<b>69</b>	<b>SKLORZ L</b>	(4)	6 RAEDLER H On Ice GER 47 3 6 8 11 69 POL 20 10 16 18 68 77
Penalty	13:34	15:34	GER	2 min.	6	RAEDLER H		- Interference / Served by: 44 BRELAG JM

## 2nd Period

Action	Time	ET/Res	Team	Type	No.	Name	(G)	Name of Assistant(s) / Action Description
GK	15:00		GER		22	MUEHLHANS V		- Goalkeeper in
<b>Goal</b>	<b>17:44</b>	<b>7 : 0</b>	<b>GER</b>	<b>EQ</b>	<b>33</b>	<b>KUHLI-LAUENSTEIN I</b>	(2)	47 KUNST S - Goalkeeper out 97 SCHRADER F On Ice GER 22 8 33 69 83 97 POL 20 16 18 28 68 87
<b>Goal</b>	<b>19:03</b>	<b>8 : 0</b>	<b>GER</b>	<b>EQ</b>	<b>43</b>	<b>HERING B</b>	(5)	On Ice GER 22 3 11 43 52 77 POL 20 10 16 18 28 77
Penalty	24:23	26:23	GER	2 min.	69	SKLORZ L		- Interference
<b>Goal</b>	<b>26:51</b>	<b>9 : 0</b>	<b>GER</b>	<b>EQ</b>	<b>97</b>	<b>SCHRADER F</b>	(10)	77 WEDDE J On Ice GER 22 8 69 77 83 97 8 RENNHACK F POL 20 10 16 18 68 77
Penalty	29:32	31:32	POL	2 min.	10	KARTOSZ S		- Roughing

## 3rd Period

Action	Time	ET/Res	Team	Type	No.	Name	(G)	Name of Assistant(s) / Action Description
<b>Goal</b>	<b>34:16</b>	<b>10 : 0</b>	<b>GER</b>	<b>EQ</b>	<b>3</b>	<b>DISVELD B</b>	(5)	43 HERING B On Ice GER 22 3 43 44 52 77 77 WEDDE J POL 20 10 18 28 68 77
<b>Goal</b>	<b>39:10</b>	<b>11 : 0</b>	<b>GER</b>	<b>EQ</b>	<b>97</b>	<b>SCHRADER F</b>	(11)	44 BRELAG JM On Ice GER 22 8 33 44 52 97 8 RENNHACK F POL 20 10 16 18 68 77
<b>Goal</b>	<b>39:40</b>	<b>12 : 0</b>	<b>GER</b>	<b>EQ</b>	<b>97</b>	<b>SCHRADER F</b>	(12)	52 PABST R On Ice GER 22 8 11 33 52 97 8 RENNHACK F POL 20 10 16 28 68 77
<b>Goal</b>	<b>41:11</b>	<b>13 : 0</b>	<b>GER</b>	<b>EQ</b>	<b>43</b>	<b>HERING B</b>	(6)	77 WEDDE J On Ice GER 22 3 43 44 69 77 POL 20 10 16 28 68 87
<b>Goal</b>	<b>41:54</b>	<b>14 : 0</b>	<b>GER</b>	<b>EQ</b>	<b>97</b>	<b>SCHRADER F</b>	(13)	33 KUHLI-LAUENSTEIN I On Ice GER 22 8 11 33 83 97 POL 20 10 18 28 77 87
GK	45:00		GER					22 MUEHLHANS V - Goalkeeper out
GK	45:00		POL					20 SEKULSKI K - Goalkeeper out



TUE 21 SEP 2021

Start Time 10:00

End Time 11:38

Round Robin, Game 10



## Goalkeeper Records

Team : GER - Germany

No.	Name	SOG	SVS	MIP
22	MUEHLHANS Veit	1	1	30:00
47	KUNST Simon	0	0	15:00

Team : POL - Poland

No.	Name	SOG	SVS	MIP
20	SEKULSKI Krzysztof	43	29	45:00
21	ZGORZYNSKI Kamil			

## Game Statistics

Team : GER (black)

Head Coach : POKORNY Andreas

											Shots on Goal					TS	+/-
No.	Pos.	Name	Gen	G	A	P	PIM	FO+	FO-	FO+/-	FO%	1	2	3	OT		
6	D	RAEDLER Hugo +A	M	0	1	1	2	0	0	0	0.00	0	0	0		0	+3
33	F	KUHLI-LAUENSTEIN Ingo	M	1	3	4	0	0	1	-1	0.00	0	2	1		3	+7
44	F	BRELAGE Jan Malte	M	0	1	1	0	3	3	0	50.00	0	0	2		2	+6
69	D	SKLORZ Lucas	M	1	0	1	2	0	0	0	0.00	2	0	0		2	+8
97	F	SCHRADER Felix (BP)	M	7	1	8	0	0	0	0	0.00	3	3	4		10	+8
3	F	DISVELD Bas +C	M	2	0	2	0	0	0	0	0.00	2	3	1		6	+5
8	F	RENNHACK Frank	M	0	4	4	0	15	2	13	88.24	2	2	0		4	+8
11	F	WOLFF Jacob	M	0	0	0	0	0	0	0	0.00	0	1	0		1	+4
52	D	PABST Robert	M	0	2	2	0	0	0	0	0.00	1	0	0		1	+7
43	F	HERING Bernhard	M	2	2	4	0	11	6	5	64.71	0	3	2		5	+5
77	F	WEDDE Joerg +A	M	0	3	3	0	0	0	0	0.00	2	0	0		2	+5
83	D	PILZ Christian	M	1	0	1	0	0	0	0	0.00	4	2	1		7	+4
22	GK	MUEHLHANS Veit	M	0	0	0	0					0	0	0		0	
47	GK	KUNST Simon	M	0	0	0	0					0	0	0		0	
Total				14	17	31	4	29	12	17	70.73	16	16	11		43	

Team : POL (white)

Head Coach : MLYNARCZYK Andrzej

											Shots on Goal					TS	+/-
No.	Pos.	Name	Gen	G	A	P	PIM	FO+	FO-	FO+/-	FO%	1	2	3	OT		
10	D	KARTOSZ Sebastian	M	0	0	0	2	0	0	0	0.00	0	0	1		1	-12
16	D	DRAPALA Radoslaw +A	M	0	0	0	0	0	5	-5	0.00	0	0	0		0	-12
18	F	HAK Szymon	M	0	0	0	0	0	1	-1	0.00	0	0	0		0	-10
68	F	MURAWSKI Mateusz +C (BP)	M	0	0	0	2	12	21	-9	36.36	0	0	0		0	-12
87	F	HEBDA Marcin	M	0	0	0	0	0	0	0	0.00	0	0	0		0	-7
28	F	ZIELINSKI Mariusz	M	0	0	0	0	0	1	-1	0.00	0	0	0		0	-7
77	F	CIULA Lukasz	M	0	0	0	0	0	1	-1	0.00	0	0	0		0	-10
20	GK	SEKULSKI Krzysztof	M	0	0	0	0					0	0	0		0	
21	GK	ZGORZYNSKI Kamil	M	0	0	0	0					0	0	0		0	
Total				0	0	0	4	12	29	-17	29.27	0	0	1		1	

## Round Robin

R	Team	GP	W	OTW	OTL	L	GDF	GF:GA	PTS
1	GER	4	4	0	0	0	+35	37 : 2	12
2	CHN	3	3	0	0	0	+45	45 : 0	9
3	SWE	3	2	0	0	1	+10	13 : 3	6
4	JPN	3	1	0	0	2	-12	10 : 22	3
5	FIN	3	0	0	0	3	-30	1 : 31	0
6	POL	4	0	0	0	4	-48	0 : 48	0

	CHN	FIN	GER	JPN	POL	SWE
CHN	*****	12:0	WED 22 SEP 13:30	15:0	18:0	TUE 21 SEP 17:00
FIN	0:12	*****	1:13	TUE 21 SEP 13:30	WED 22 SEP 10:00	0:6
GER	WED 22 SEP 13:30	13:1	*****	7:0	14:0	3:1
JPN	0:15	TUE 21 SEP 13:30	0:7	*****	10:0	WED 22 SEP 17:00
POL	0:18	WED 22 SEP 10:00	0:14	0:10	*****	0:6
SWE	TUE 21 SEP 17:00	6:0	1:3	WED 22 SEP 17:00	6:0	*****





TUE 21 SEP 2021

Start Time 10:00

End Time 11:38

**Legend:**

<b>(G)</b>	Goals in tournament	<b>+/-</b>	Plus/minus net	<b>+A</b>	Assistant captain	<b>+C</b>	Captain
<b>A</b>	Assists	<b>D</b>	Defence	<b>EQ</b>	Equal strength	<b>ET/Res</b>	Penalty end time/Result of game
<b>F</b>	Forward	<b>FO-</b>	Face-offs lost	<b>FO%</b>	Face-offs won as percentage	<b>FO+</b>	Face-offs won
<b>FO+/-</b>	Face-offs net	<b>G</b>	Goals	<b>GA</b>	Goals against	<b>GDF</b>	Goal difference
<b>Gen</b>	Gender	<b>GF</b>	Goals for	<b>GK</b>	Goalkeeper	<b>GP</b>	Games played
<b>L</b>	Losses	<b>M</b>	Male	<b>MIP</b>	Minutes in play (GK)	<b>No.</b>	Jersey number
<b>OT</b>	Overtime	<b>OTL</b>	Overtime losses	<b>OTW</b>	Overtime wins	<b>P</b>	Points
<b>PIM</b>	Penalties in minutes	<b>Pos.</b>	Position	<b>PPG</b>	Power play goals	<b>PTS</b>	Points
<b>R</b>	Rank	<b>SHG</b>	Shorthanded goals	<b>SOG</b>	Shots on goal	<b>SVS</b>	Saves
<b>TPP</b>	Time on power play	<b>TS</b>	Total shots	<b>W</b>	Wins		



Shot Chart  
GER - POL

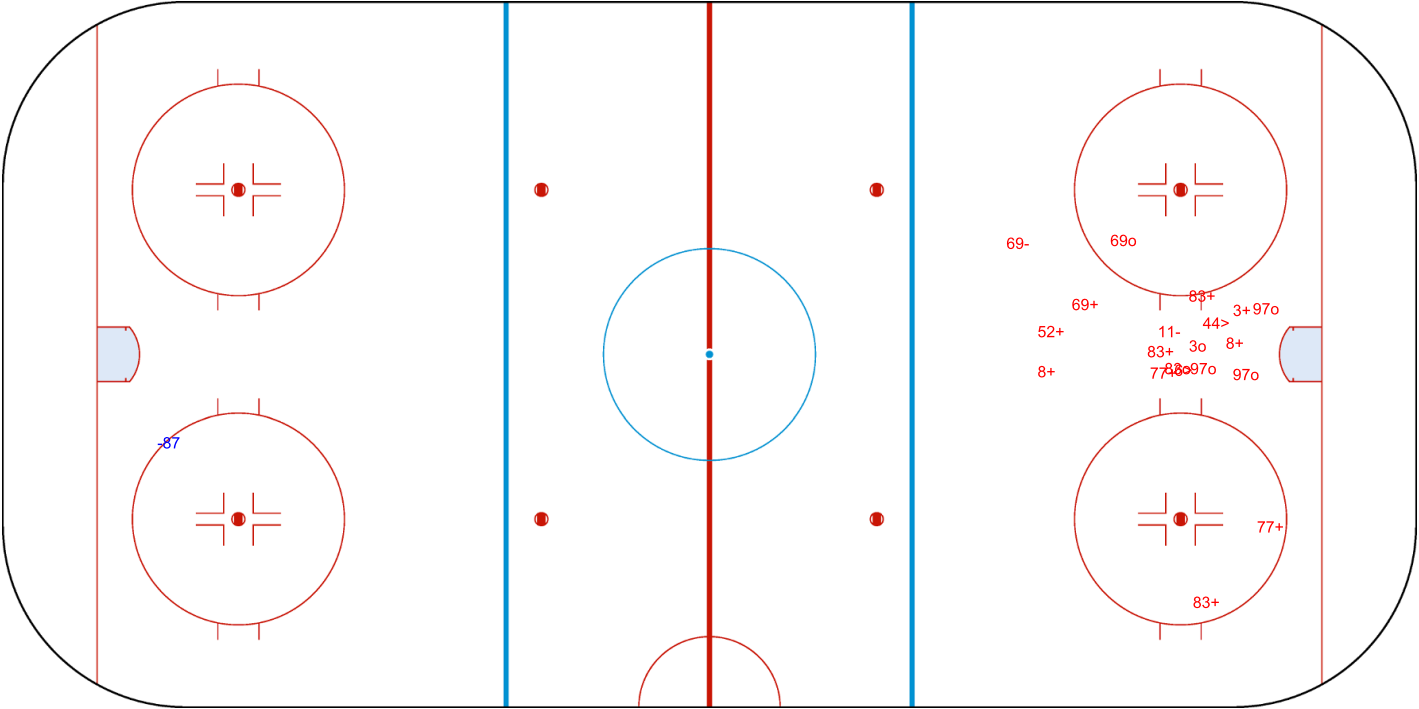
Shots by POL  
Goals (o): 0  
SSP (<): 0  
SSG (+): 0  
SPG (-): 1



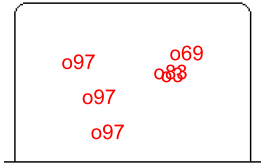
GK 47 of GER



Period: 1



Shots by GER  
Goals (o): 6  
SSP (>): 2  
SSG (+): 10  
SPG (-): 2



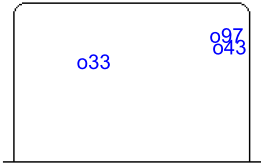
GK 20 of POL

Legend:					
GK	Goalkeeper	SPG	Shots past goal	SSG	Shots saved by goalkeeper
				SSP	Shots saved by player



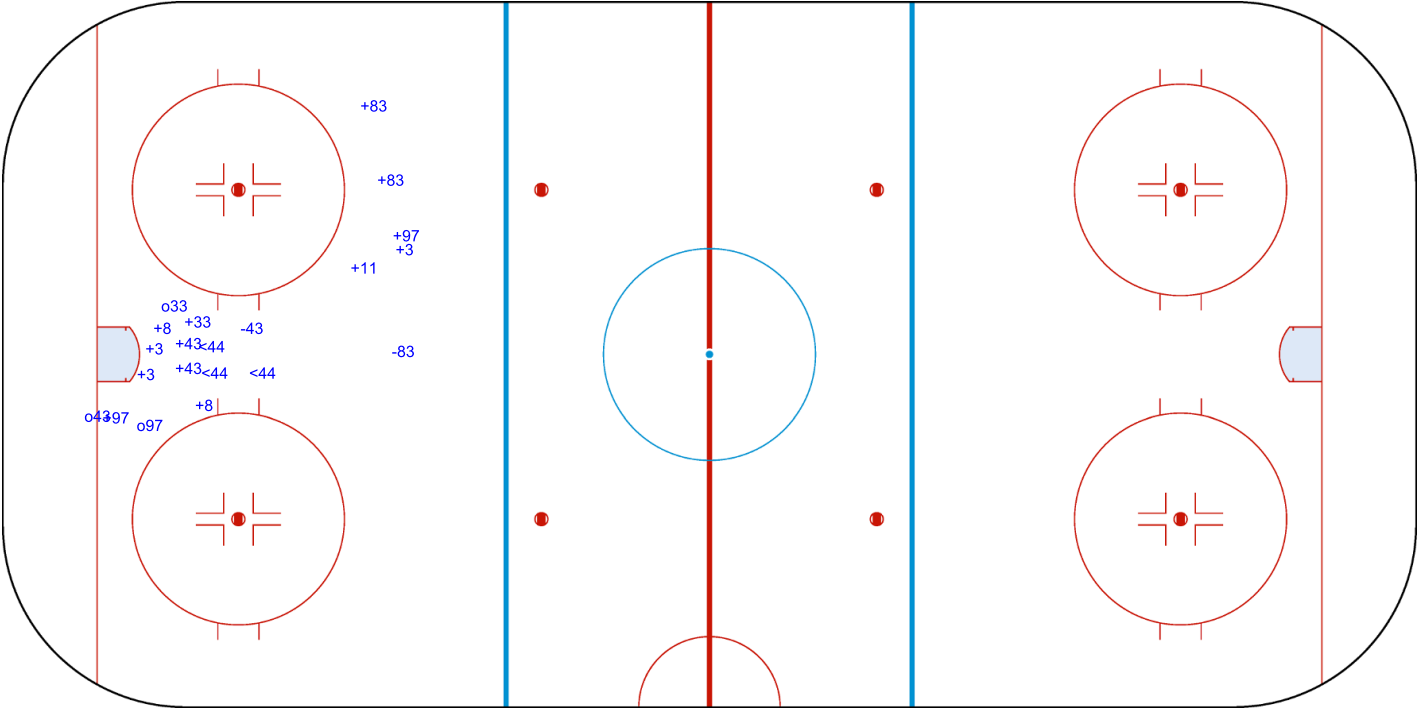
Shot Chart  
GER - POL

Shots by GER  
Goals (o): 3  
SSP (<): 3  
SSG (+): 13  
SPG (-): 2



GK 20 of POL


POL → Period: 2 ← GER



Shots by POL  
Goals (o): 0  
SSP (>): 0  
SSG (+): 0  
SPG (-): 0



GK 22 of GER




GK 47 of GER

Legend:							
GK	Goalkeeper	SPG	Shots past goal	SSG	Shots saved by goalkeeper	SSP	Shots saved by player



Shot Chart  
GER - POL

Shots by POL  
Goals (o): 0  
SSP (-): 0  
SSG (+): 1  
SPG (-): 0



GK 22 of GER



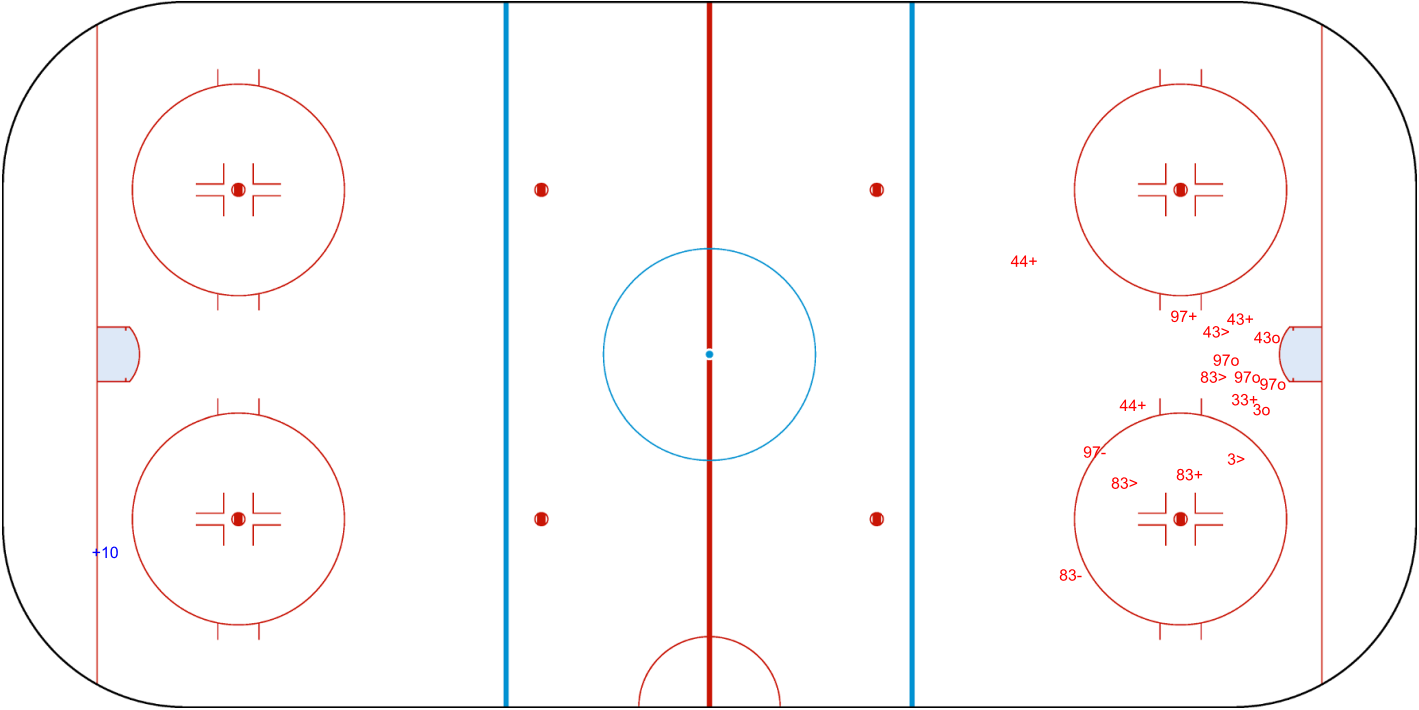
Period: 3



Shots by GER  
Goals (o): 5  
SSP (>): 4  
SSG (+): 6  
SPG (-): 2



GK 20 of POL



Legend:							
GK	Goalkeeper	SPG	Shots past goal	SSG	Shots saved by goalkeeper	SSP	Shots saved by player



## Face-off Chart

## GER - POL

## PERIOD 1

Total wins / period	GER	POL	GER	POL	GER	POL	Total wins all zones
	Def. zone	Att. zone	Neutral zone		Att. zone	Def. zone	
	+ 43	- 68	- 33	+ 68	- 44	+ 68	
			+ 8	- 68	+ 8	- 68	
			- 43	+ 68	+ 8	- 68	
			+ 43	- 68	+ 44	- 16	
			- 43	+ 68	+ 44	- 16	
			+ 44	- 68	+ 43	- 68	
			- 44	+ 68	- 44	+ 68	
			+ 8	- 68			
		- 43	+ 68				

## PERIOD 2

Total wins / period	GER	POL	GER	POL	GER	POL	Total wins all zones
	Def. zone	Att. zone	Neutral zone		Att. zone	Def. zone	
	+ 43	- 68	+ 8	- 68	- 43	+ 68	
			+ 8	- 68	+ 8	- 68	
			+ 43	- 16	+ 8	- 68	
			+ 8	- 68	+ 8	- 68	
			+ 43	- 68	+ 43	- 68	
			- 8	+ 68	+ 43	- 68	
			+ 43	- 68			
	1 / 100%	0 / 0%	6 / 86%	1 / 14%	5 / 83%	1 / 17%	
							GERPOL
							12 / 86%2 / 14%

## PERIOD 3

Total wins / period	GER		POL		GER		POL		Total wins all zones	
	Def. zone	Att. zone	Neutral zone		Att. zone	Def. zone				
			- 43	+ 68	+ 8	- 16				
			- 43	+ 68	+ 8	- 28				
			+ 8	- 68	+ 8	- 16				
			- 8	+ 68						
			+ 43	- 68						
			+ 8	- 77						
			+ 43	- 18						
		4 / 57%	3 / 43%	3 / 100%	0 / 0%	7 / 70%	3 / 30%			

## TOTAL

Total wins / game	GER		POL		GER		POL		Total wins all zones	
	Def. zone	Att. zone	Neutral zone		Att. zone	Def. zone			GER	POL
	2 / 100%	0 / 0%	14 / 61%	9 / 39%	13 / 81%	3 / 19%	29 / 71%	12 / 29%		



## HEAD TO HEAD

POL											
No.	16	18	28	68	77	Tot	wins GER	Dz	Nz	Az	
GER	8	2 - 0		1 - 0	11 - 2	1 - 0	17	15 88%		7 78%	8 100%
	33				0 - 1		1	0 0%		0 0%	
	43	1 - 0	1 - 0		9 - 6		17	11 65%	2 100%	6 55%	3 75%
	44	2 - 0			1 - 3		6	3 50%		1 50%	2 50%
	Tot	5	1	1	33	1	41	29 71%	2 100%	14 61%	13 81%
	wins POL	0 0%	0 0%	0 0%	12 36%	0 0%	12 29%				
	Dz	0 0%		0 0%	3 27%		3 19%				
	Nz	0 0%	0 0%		9 45%	0 0%	9 39%				
	Az				0 0%		0 0%				

## Legend:

**Az** Attacking zone      **Dz** Defending zone      **No.** Jersey number      **Nz** Neutral zone      **Tot** Total face-offs played



TUE 21 SEP 2021

Start Time 13:30

Round Robin, Game 11



## Game Roster

## JPN - FIN

## Referee

DANIELSEN Kenneth (NOR)

## Linesmen

BEELEN Louis (NED) , SORAPERRA Simone (ITA)

## Goalkeepers

Team: JPN

No.	Name	Gen	GP	MIP	GA	SVS	SOG	SVS%	GAA
39	NAGASE Mitsuru	M	3	89:52	12	26	38	68.42	6.01
41	ODAJIMA Osamu	M	3	45:08	10	17	27	62.96	9.97

## Team Roster

Team: JPN (black)

No.	Pos.	Name	Gen	GP	G	A	PTS	PIM	+/-
1	F	KANEKO Mikio	M	3	0	0	0	4	-6
5	F	NIITSU Kazuyoshi	M	3	1	0	1	8	-4
8	F	ISHIKAWA Yudai	M	3	2	1	3	0	-5
11	F	HAMAMOTO Masaya	M	1	0	0	0	0	-1
13	F	YOSHIKAWA Mamoru	M	3	0	3	3	2	-2
16	F	SHIBA Taimei	M	3	0	0	0	0	-7
24	D	SUDO Satoru	M	3	0	0	0	2	-5
25	D	MISAWA Eiji	M	3	0	2	2	2	-5
39	GK	NAGASE Mitsuru	M	3	0	0	0	0	
40	F	SHIOYA Yoshihiro	M	3	1	0	1	6	-3
41	GK	ODAJIMA Osamu	M	3	0	0	0	0	
46	F	MASAHASHI Yukio	M	3	0	0	0	0	0
58	F	NAKAMURA Shunsuke	M	2	0	0	0	25	-2
70	F	KODAMA Nao	M	3	1	0	1	2	-4
72	D	NASU Norihiko	M	3	0	0	0	0	+1
96	D	KUMAGAI Masaharu	M	3	5	1	6	8	-1

Head Coach: NOBUTA Kenji

Team: FIN

No.	Name	Gen	GP	MIP	GA	SVS	SOG	SVS%	GAA
5	HEIKKILA Pasi	M	3	15:00	1	9	10	90.00	3.00
35	KARKO Timo	M	3	120:00	30	73	103	70.87	11.25

Team: FIN (white)

No.	Pos.	Name	Gen	GP	G	A	PTS	PIM	+/-
5	GK	HEIKKILA Pasi	M	3	0	0	0	0	
6	F	VESIKANSA Markku	M	3	0	1	1	2	-14
8	D	ROPONEN Jani	M	3	0	0	0	4	-24
12	D	PAKARINEN Lasse	M	3	0	0	0	4	-18
13	F	HIRVELA Markku	M	3	0	0	0	0	-16
15	D	KURKI Leevi	M	3	0	0	0	0	-2
17	F	KANGASTIE Harri	M	3	0	1	1	0	-11
25	D	HIMANEN Juhamatti	M	3	0	0	0	0	-14
26	F	ROVIO Eemi	M	3	1	0	1	0	-13
35	GK	KARKO Timo	M	3	0	0	0	0	
36	F	LEHTO Markus	M	3	0	0	0	0	-18
97	F	SILEN Niko	M	3	0	0	0	0	-15

Head Coach: HARKALA Jari

## Legend:

<b>A</b> Assists	<b>D</b> Defence	<b>F</b> Forward	<b>G</b> Goals
<b>GA</b> Goals against	<b>GAA</b> Goals against as average per 45 minutes	<b>Gen</b> Gender	<b>GK</b> Goalkeeper
<b>GP</b> Games played	<b>M</b> Male	<b>MIP</b> Minutes and seconds played	<b>No.</b> Jersey number
<b>PIM</b> Penalties in minutes	<b>Pos.</b> Position	<b>PTS</b> Points	<b>SOG</b> Shots on goal
<b>SVS</b> Saves	<b>SVS%</b> Saves in percentage	<b>+/-</b> Plus/minus net	



## Line-ups

## JPN - FIN

## Referee

DANIELSEN Kenneth (NOR)

## Linesmen

BEELEN Louis (NED) , SORAPERRA Simone (ITA)

## Goalkeepers

Team: JPN

No.	Name	Gen
39	NAGASE Mitsuru	M
41	ODAJIMA Osamu	M

## Team Line-ups

Team: JPN (black)

No.	Pos.	Name	Gen
96	D	KUMAGAI Masaharu +A	M
5	F	NIITSU Kazuyoshi	M
8	F	ISHIKAWA Yudai	M
13	F	YOSHIKAWA Mamoru	M
40	F	SHIOYA Yoshihiro +A	M
24	D	SUDO Satoru	M
25	D	MISAWA Eiji	M
16	F	SHIBA Taimei	M
58	F	NAKAMURA Shunsuke	M
70	F	KODAMA Nao +C	M
72	D	NASU Norihiko	M
1	F	KANEKO Mikio	M
46	F	MASAHASHI Yukio	M

Head Coach: NOBUTA Kenji

## NOT DRESSED:

11	F	HAMAMOTO Masaya	M
----	---	-----------------	---

Team: FIN

No.	Name	Gen
35	KARKO Timo	M
5	HEIKKILA Pasi	M

Team: FIN (white)

No.	Pos.	Name	Gen
8	D	ROPONEN Jani	M
12	D	PAKARINEN Lasse +A	M
13	F	HIRVELA Markku +A	M
17	F	KANGASTIE Harri +C	M
26	F	ROVIO Eemi	M
15	D	KURKI Leevi	M
25	D	HIMANEN Juhamatti	M
6	F	VESIKANSA Markku	M
97	F	SILEN Niko	M

Head Coach: HARKALA Jari

## NOT DRESSED:

36	F	LEHTO Markus	M
----	---	--------------	---

## Legend:

<b>D</b>	Defence	<b>F</b>	Forward	<b>Gen</b>	Gender	<b>M</b>	Male
<b>No.</b>	Jersey number	<b>Pos.</b>	Position	<b>+A</b>	Assistant captain	<b>+C</b>	Captain





TUE 21 SEP 2021

Start Time 13:30

Round Robin, Game 11



## Graphical Line-ups

## JPN - FIN

## Referee

DANIELSEN Kenneth (NOR)

## Linesmen

BEELEN Louis (NED) , SORAPERRA Simone (ITA)

Team: JPN - Japan (black)

Head Coach: NOBUTA Kenji

S1 39 NAGASE Mitsuru			
		41 ODAJIMA Osamu	
S2 5 NIITSU Kazuyoshi		S3 96 KUMAGAI Masaharu +A	
S4 8 ISHIKAWA Yudai	S5 13 YOSHIKAWA Mamoru	S6 40 SHIOYA Yoshihiro +A	
24 SUDO Satoru		25 MISAWA Eiji	
16 SHIBA Taimei	58 NAKAMURA Shunsuke	70 KODAMA Nao +C	
72 NASU Norihiko			
1 KANEKO Mikio	46 MASAHASHI Yukio		

Team: FIN - Finland (white)

Head Coach: HARKALA Jari

S1 35 KARKO Timo			
		5 HEIKKILA Pasi	
S2 8 ROPONEN Jani		S3 12 PAKARINEN Lasse +A	
S4 13 HIRVELA Markku +A	S5 17 KANGASTIE Harri +C	S6 26 ROVIO Eemi	
15 KURKI Leevi		25 HIMANEN Juhamatti	
6 VESIKANSA Markku		97 SILEN Niko	

## Legend:

Sn Starting position

+A Assistant captain

+C Captain



TUE 21 SEP 2021

Start Time 13:30

End Time 15:09

Round Robin, Game 11



## Game Summary

JPN - FIN 8 - 0 (2 - 0, 3 - 0, 3 - 0)

Spectators	Referee	Linesmen
30	DANIELSEN Kenneth (NOR)	BEELEN Louis (NED) , SORAPERRA Simone (ITA)

## Team Statistics

Period	Score	SVS	SOG	PIM	TPP	PPG	SHG
1	2 : 0	0 : 8	10 : 0	2 : 2	01:42 : 02:00	1 : 0	0 : 0
2	3 : 0	0 : 10	13 : 0	0 : 4	02:36 : 00:00	1 : 0	0 : 0
3	3 : 0	0 : 8	11 : 0	0 : 0	00:00 : 00:00	0 : 0	0 : 0
<b>Total</b>	<b>8 : 0</b>	<b>0 : 26</b>	<b>34 : 0</b>	<b>2 : 6</b>	<b>04:18 : 02:00</b>	<b>2 : 0</b>	<b>0 : 0</b>

## 1st Period

Action	Time	ET/Res	Team	Type	No.	Name	(G)	Name of Assistant(s) / Action Description
GK	00:00		FIN		35	KARKO T		- Goalkeeper in
GK	00:00		JPN		39	NAGASE M		- Goalkeeper in
Penalty	00:18	02:00	FIN	2 min.	17	KANGASTIE H		- Tripping
<b>Goal</b>	<b>02:00</b>	<b>1 : 0</b>	<b>JPN</b>	<b>PP1</b>	<b>70</b>	<b>KODAMA N</b>	(2)	24 SUDO S On Ice JPN 39 16 24 25 58 70 25 MISAWA E FIN 35 6 8 12 26 *
<b>Goal</b>	<b>06:58</b>	<b>2 : 0</b>	<b>JPN</b>	<b>EQ</b>	<b>70</b>	<b>KODAMA N</b>	(3)	24 SUDO S On Ice JPN 39 8 16 24 70 96 FIN 35 8 12 13 15 17
Penalty	11:55	13:55	JPN	2 min.	13	YOSHIKAWA M		- Interference

## 2nd Period

Action	Time	ET/Res	Team	Type	No.	Name	(G)	Name of Assistant(s) / Action Description
<b>Goal</b>	<b>20:03</b>	<b>3 : 0</b>	<b>JPN</b>	<b>EQ</b>	<b>96</b>	<b>KUMAGAI M</b>	(6)	13 YOSHIKAWA M On Ice JPN 39 5 8 13 40 96 FIN 35 12 13 17 25 97
Penalty	20:15	22:15	FIN	2 min.	8	ROPONEN J		- Interference
Time-out	24:01		FIN					
<b>Goal</b>	<b>28:24</b>	<b>4 : 0</b>	<b>JPN</b>	<b>EQ</b>	<b>96</b>	<b>KUMAGAI M</b>	(7)	40 SHIOYA Y On Ice JPN 39 5 8 13 40 96 FIN 35 6 8 12 15 26
Penalty	29:23	29:59	FIN	2 min.	25	HIMANEN J		- Holding an opponent
<b>Goal</b>	<b>29:59</b>	<b>5 : 0</b>	<b>JPN</b>	<b>PP1</b>	<b>13</b>	<b>YOSHIKAWA M</b>	(1)	On Ice JPN 39 5 8 13 72 96 FIN 35 6 8 12 26 *

## 3rd Period

Action	Time	ET/Res	Team	Type	No.	Name	(G)	Name of Assistant(s) / Action Description
GK	30:00		JPN		41	ODAJIMA O		- Goalkeeper in
<b>Goal</b>	<b>38:37</b>	<b>6 : 0</b>	<b>JPN</b>	<b>EQ</b>	<b>13</b>	<b>YOSHIKAWA M</b>	(2)	39 NAGASE M - Goalkeeper out On Ice JPN 41 8 13 25 40 72 FIN 35 8 12 15 17 26
<b>Goal</b>	<b>40:11</b>	<b>7 : 0</b>	<b>JPN</b>	<b>EQ</b>	<b>13</b>	<b>YOSHIKAWA M</b>	(3)	24 SUDO S On Ice JPN 41 1 8 13 24 72 FIN 35 6 8 12 13 17
<b>Goal</b>	<b>41:58</b>	<b>8 : 0</b>	<b>JPN</b>	<b>EQ</b>	<b>96</b>	<b>KUMAGAI M</b>	(8)	58 NAKAMURA S On Ice JPN 41 13 16 25 58 96 FIN 35 8 12 13 15 25
GK	45:00		JPN					41 ODAJIMA O - Goalkeeper out
GK	45:00		FIN					35 KARKO T - Goalkeeper out

## Goalkeeper Records

Team : JPN - Japan

No.	Name	SOG	SVS	MIP
39	NAGASE Mitsuru	0	0	30:00
41	ODAJIMA Osamu	0	0	15:00

Team : FIN - Finland

No.	Name	SOG	SVS	MIP
35	KARKO Timo	34	26	45:00
5	HEIKKILA Pasi			

## Game Statistics

Team : JPN (black)																	
Head Coach : NOBUTA Kenji													Shots on Goal				
No.	Pos.	Name	Gen	G	A	P	PIM	FO+	FO-	FO+/-	FO%	1	2	3	OT	TS	+/-
5	F	NIITSU Kazuyoshi	M	0	0	0	0	0	0	0	0.00	0	0	0		0	+2
8	F	ISHIKAWA Yudai	M	0	0	0	0	0	0	0	0.00	0	2	0		2	+5



TUE 21 SEP 2021

Start Time 13:30

End Time 15:09

Round Robin, Game 11



Head Coach : NOBUTA Kenji

No.	Pos.	Name	Gen	G	A	P	PIM	FO+	FO-	FO+/-	FO%	Shots on Goal					+/-
												1	2	3	OT	TS	
13	F	YOSHIKAWA Mamoru	M	3	1	4	2	8	6	2	57.14	1	1	3		5	+5
40	F	SHIOYA Yoshihiro +A	M	0	1	1	0	0	0	0	0.00	1	4	1		6	+3
96	D	KUMAGAI Masaharu +A	M	3	0	3	0	0	0	0	0.00	2	4	4		10	+4
16	F	SHIBA Taimei	M	0	0	0	0	0	0	0	0.00	0	0	0		0	+2
24	D	SUDO Satoru	M	0	3	3	0	0	0	0	0.00	0	0	0		0	+2
25	D	MISAWA Eiji	M	0	1	1	0	0	0	0	0.00	2	1	1		4	+2
58	F	NAKAMURA Shunsuke	M	0	1	1	0	8	5	3	61.54	0	0	1		1	+1
70	F	KODAMA Nao +C (BP)	M	2	0	2	0	3	2	1	60.00	3	1	0		4	+1
1	F	KANEKO Mikio	M	0	0	0	0	0	0	0	0.00	1	0	0		1	+1
46	F	MASAHASHI Yukio	M	0	0	0	0	0	0	0	0.00	0	0	0		0	0
72	D	NASU Norihiko	M	0	0	0	0	0	0	0	0.00	0	0	1		1	+2
39	GK	NAGASE Mitsuru	M	0	0	0	0					0	0	0		0	
41	GK	ODAJIMA Osamu	M	0	0	0	0					0	0	0		0	
<b>Total</b>				<b>8</b>	<b>7</b>	<b>15</b>	<b>2</b>	<b>19</b>	<b>13</b>	<b>6</b>	<b>59.38</b>	<b>10</b>	<b>13</b>	<b>11</b>		<b>34</b>	

Team : FIN (white)

Head Coach : HARKALA Jari

No.	Pos.	Name	Gen	G	A	P	PIM	FO+	FO-	FO+/-	FO%	Shots on Goal					+/-
												1	2	3	OT	TS	
8	D	ROPONEN Jani	M	0	0	0	2	0	0	0	0.00	0	0	0		0	-5
12	D	PAKARINEN Lasse +A	M	0	0	0	0	0	0	0	0.00	0	0	0		0	-6
13	F	HIRVELA Markku +A	M	0	0	0	0	0	0	0	0.00	0	0	0		0	-4
17	F	KANGASTIE Harri +C (BP)	M	0	0	0	2	12	8	4	60.00	0	0	0		0	-4
26	F	ROVIO Eemi	M	0	0	0	0	1	9	-8	10.00	0	0	0		0	-2
6	F	VESIKANSA Markku	M	0	0	0	0	0	2	-2	0.00	0	0	0		0	-2
15	D	KURKI Leevi	M	0	0	0	0	0	0	0	0.00	0	0	0		0	-4
25	D	HIMANEN Juhamatti	M	0	0	0	2	0	0	0	0.00	0	0	0		0	-2
97	F	SILEN Niko	M	0	0	0	0	0	0	0	0.00	0	0	0		0	-1
5	GK	HEIKKILA Pasi	M	0	0	0	0					0	0	0		0	
35	GK	KARKO Timo	M	0	0	0	0					0	0	0		0	
<b>Total</b>				<b>0</b>	<b>0</b>	<b>0</b>	<b>6</b>	<b>13</b>	<b>19</b>	<b>-6</b>	<b>40.63</b>	<b>0</b>	<b>0</b>	<b>0</b>		<b>0</b>	

## Round Robin

R	Team	GP	W	OTW	OTL	L	GDF	GF:GA	PTS
1	CHN	4	4	0	0	0	+51	51 : 0	12
2	GER	4	4	0	0	0	+35	37 : 2	12
3	SWE	4	2	0	0	2	+4	13 : 9	6
4	JPN	4	2	0	0	2	-4	18 : 22	6
5	FIN	4	0	0	0	4	-38	1 : 39	0
6	POL	4	0	0	0	4	-48	0 : 48	0

	CHN	FIN	GER	JPN	POL	SWE
CHN	*****	12:0	WED 22 SEP 13:30	15:0	18:0	TUE 21 SEP 17:00
FIN	0:12	*****	1:13	0:8	WED 22 SEP 10:00	0:6
GER	WED 22 SEP 13:30	13:1	*****	7:0	14:0	3:1
JPN	0:15	8:0	0:7	*****	10:0	WED 22 SEP 17:00
POL	0:18	WED 22 SEP 10:00	0:14	0:10	*****	0:6
SWE	TUE 21 SEP 17:00	6:0	1:3	WED 22 SEP 17:00	6:0	*****

## Legend:

(G)	Goals in tournament	*	does not count for Plus/minus	+/-	Plus/minus net	+A	Assistant captain
+C	Captain	A	Assists	D	Defence	EQ	Equal strength
ET/Res	Penalty end time/Result of game	F	Forward	FO-	Face-offs lost	FO%	Face-offs won as percentage
FO+	Face-offs won	FO+/-	Face-offs net	G	Goals	GA	Goals against
GDF	Goal difference	Gen	Gender	GF	Goals for	GK	Goalkeeper
GP	Games played	L	Losses	M	Male	MIP	Minutes in play (GK)
No.	Jersey number	OT	Overtime	OTL	Overtime losses	OTW	Overtime wins
P	Points	PIM	Penalties in minutes	Pos.	Position	PP1	Power play - 1 player
PPG	Power play goals	PTS	Points	R	Rank	SHG	Shorthanded goals
SOG	Shots on goal	SVS	Saves	TPP	Time on power play	TS	Total shots
W	Wins						



Shot Chart  
JPN - FIN

Shots by FIN  
Goals (o): 0  
SSP (<): 0  
SSG (+): 0  
SPG (-): 1



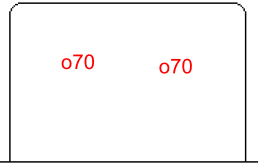
GK 39 of JPN



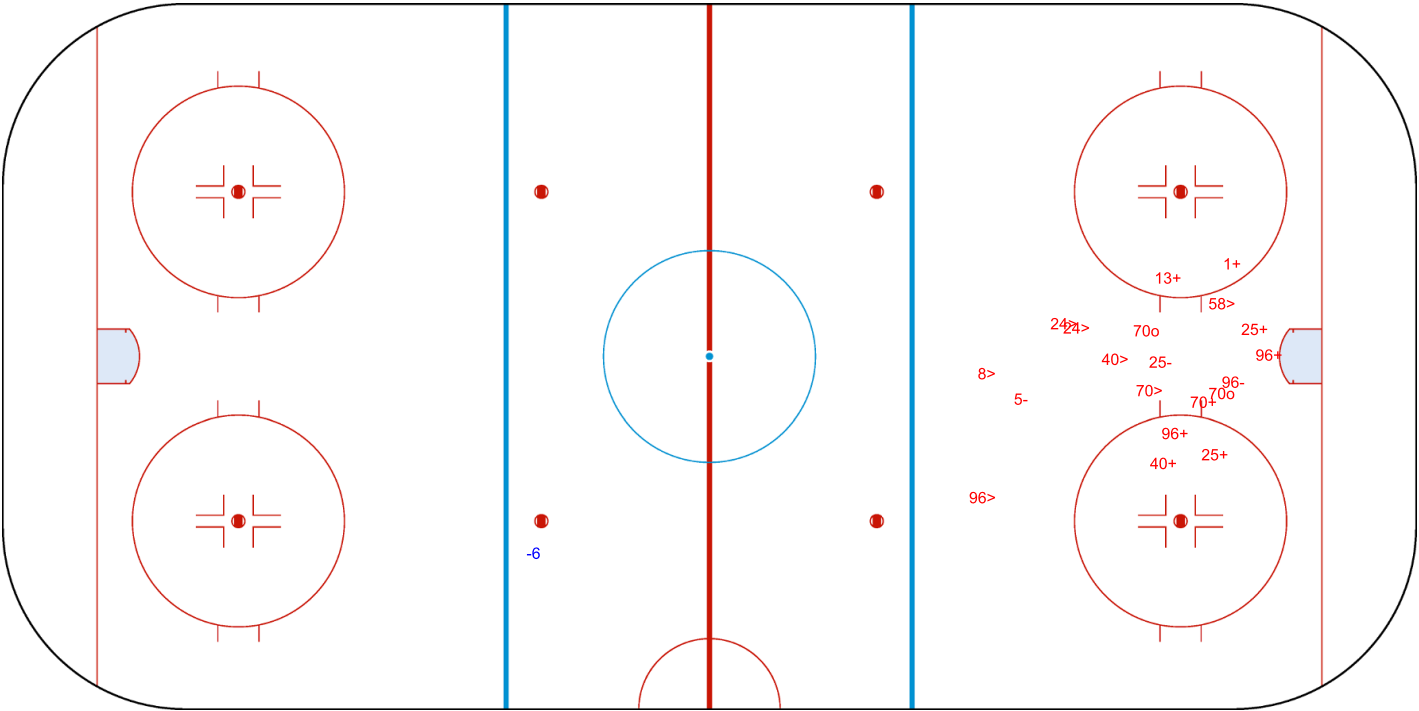
Period: 1



Shots by JPN  
Goals (o): 2  
SSP (>): 7  
SSG (+): 8  
SPG (-): 3



GK 35 of FIN

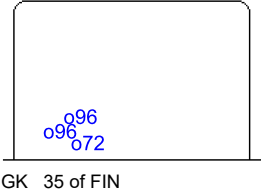


Legend:					
GK	Goalkeeper	SPG	Shots past goal	SSG	Shots saved by goalkeeper
				SSP	Shots saved by player



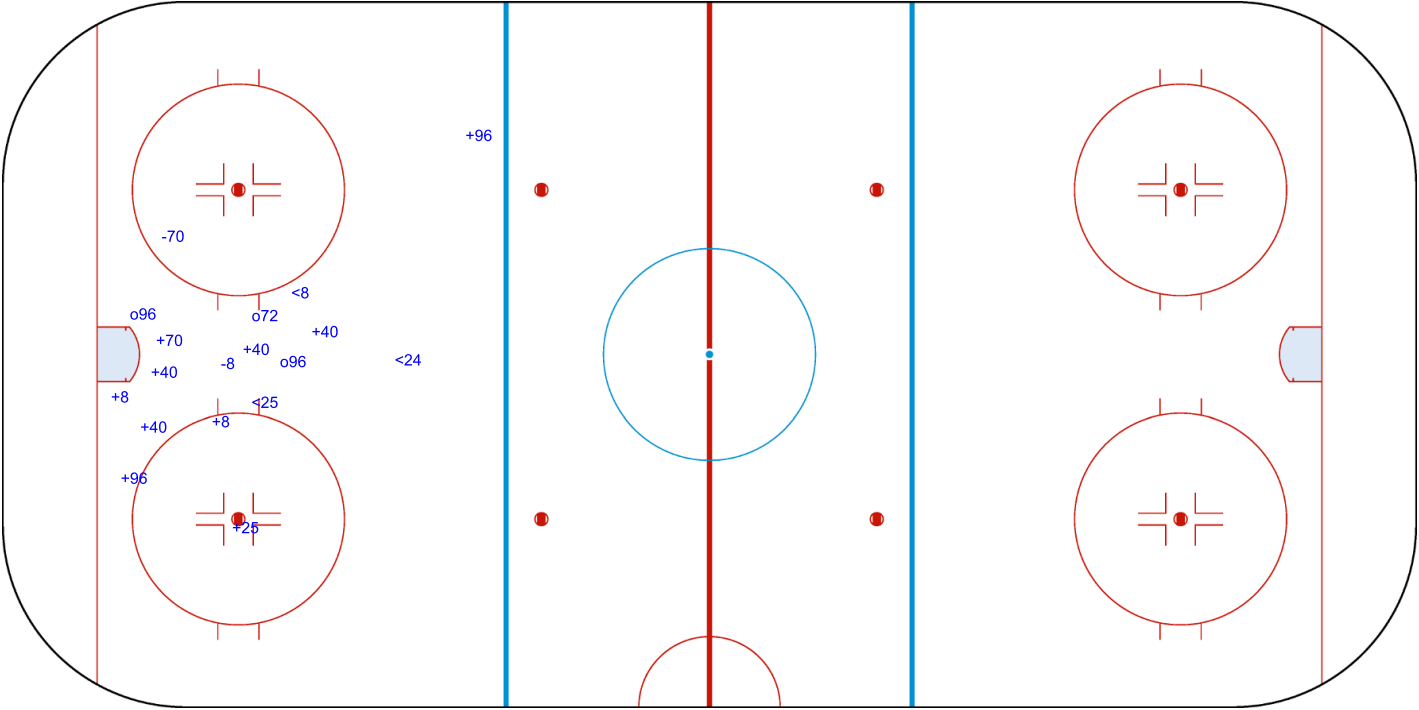
Shot Chart  
JPN - FIN

Shots by JPN  
Goals (o): 3  
SSP (<): 3  
SSG (+): 10  
SPG (-): 2



FIN JPN  
Period: 2

Shots by FIN  
Goals (o): 0  
SSP (>): 0  
SSG (+): 0  
SPG (-): 0



Legend:							
GK	Goalkeeper	SPG	Shots past goal	SSG	Shots saved by goalkeeper	SSP	Shots saved by player




Shot Chart  
JPN - FIN

Shots by FIN  
Goals (o): 0  
SSP (<): 1  
SSG (+): 0  
SPG (-): 0



GK 39 of JPN



GK 41 of JPN



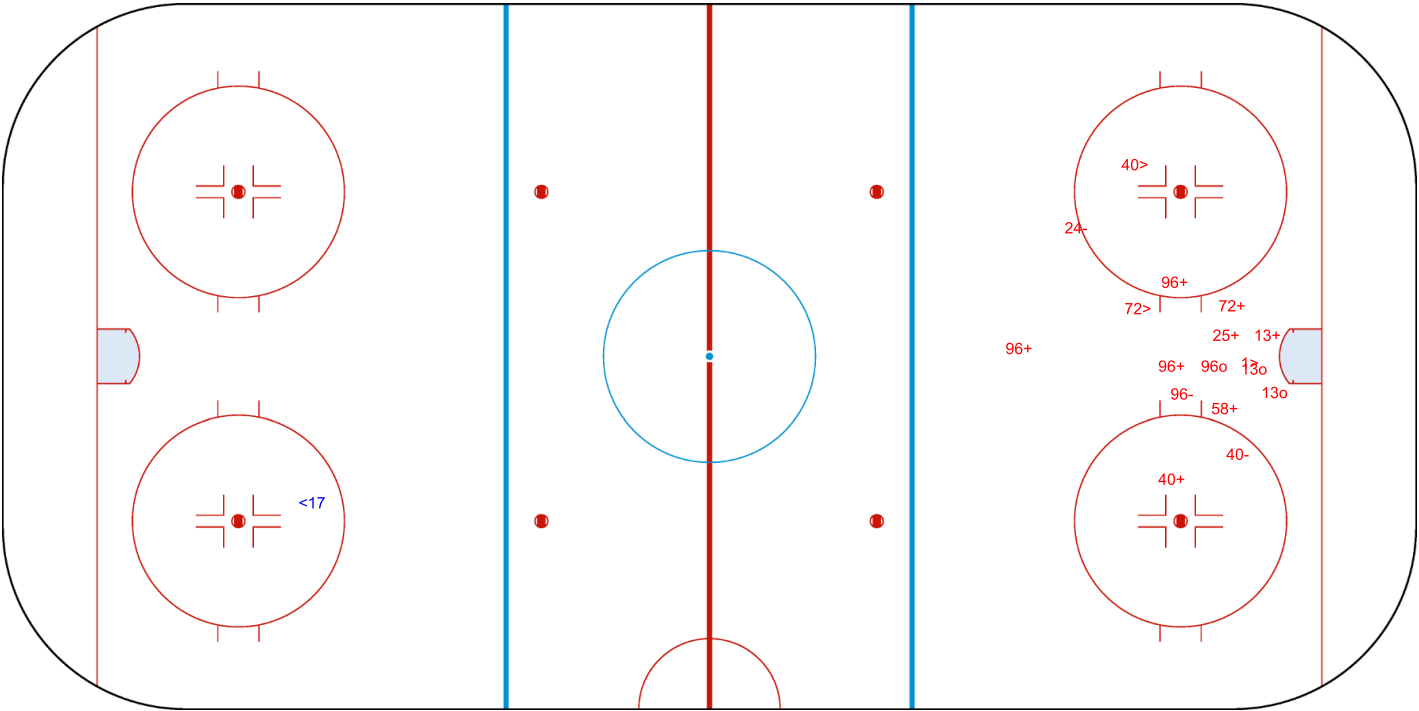
Period: 3



Shots by JPN  
Goals (o): 3  
SSP (>): 3  
SSG (+): 8  
SPG (-): 3



GK 35 of FIN



Legend:							
GK	Goalkeeper	SPG	Shots past goal	SSG	Shots saved by goalkeeper	SSP	Shots saved by player



## Face-off Chart

## JPN - FIN

## PERIOD 1

Total wins / period	JPN	FIN	JPN	FIN	JPN	FIN	Total wins all zones	
	Def. zone	Att. zone	Neutral zone		Att. zone	Def. zone		
	+ 70	- 17	- 13	+ 17	+ 13	- 6		
			- 58	+ 17	+ 58	- 6		
			+ 13	- 26	+ 58	- 17		
				- 58	+ 17			
				- 58	+ 17			
	1 / 100%	0 / 0%	1 / 33%	2 / 67%	3 / 60%	2 / 40%	JPN	FIN
							5 / 56%	4 / 44%

## PERIOD 2

Total wins / period	JPN		FIN		JPN		FIN		Total wins all zones	
	Def. zone	Att. zone	Neutral zone		Att. zone	Def. zone				
	+ 58	- 26	- 13	+ 17	+ 58	- 26				
			+ 58	- 26	+ 70	- 26				
			- 13	+ 17	- 13	+ 17				
			+ 13	- 26	- 58	+ 17				
			+ 13	- 26	+ 58	- 17				
			- 70	+ 17	- 70	+ 17				
					+ 13	- 26				
		1 / 100%	0 / 0%	3 / 50%	3 / 50%	4 / 57%	3 / 43%	8 / 57%	6 / 43%	

## PERIOD 3

Total wins / period	JPN		FIN		JPN		FIN		Total wins all zones
	Def. zone	Att. zone	Neutral zone		Att. zone	Def. zone			
			+ 13	- 17	- 13	+ 17			
			- 58	+ 26	+ 70	- 17			
			+ 58	- 26	- 13	+ 17			
			+ 13	- 17	+ 13	- 17			
				+ 58	- 17				
		3 / 75%	1 / 25%	3 / 60%	2 / 40%				

## TOTAL

Total wins / game	JPN	FIN	JPN	FIN	JPN	FIN	Total wins all zones	
	Def. zone	Att. zone	Neutral zone		Att. zone	Def. zone		
							JPN	FIN
	2 / 100%	0 / 0%	7 / 54%	6 / 46%	10 / 59%	7 / 41%	19 / 59%	13 / 41%



TUE 21 SEP 2021

Start Time 13:30

Round Robin, Game 11



## HEAD TO HEAD

		FIN								
No.		6	17	26	Tot	wins JPN	Dz	Nz	Az	
JPN	13	1 - 0	3 - 6	4 - 0	14	8 57%		5 63%	3 50%	
	58	1 - 0	3 - 4	4 - 1	13	8 62%	1 100%	2 50%	5 63%	
	70		2 - 2	1 - 0	5	3 60%	1 100%	0 0%	2 67%	
Tot		2	20	10	32	19 59%	2 100%	7 54%	10 59%	
wins FIN		0 0%	12 60%	1 10%	13 41%					
Dz		0 0%	7 58%	0 0%	7 41%					
Nz			5 71%	1 17%	6 46%					
Az			0 0%	0 0%	0 0%					

## Legend:

**Az** Attacking zone      **Dz** Defending zone      **No.** Jersey number      **Nz** Neutral zone      **Tot** Total face-offs played





## Game Roster

## CHN - SWE

## Referee

GRUMSEN Jacob (DEN)

## Linesmen

NIITTYLA Lari (FIN) , VANEK Jan (CZE)

## Goalkeepers

Team: CHN

No.	Name	Gen	GP	MIP	GA	SVS	SOG	SVS%	GAA
1	WANG Wei	M	3	60:00	0	1	1	100.00	0.00
20	JI Yan Zhao	M	3	75:00	0	1	1	100.00	0.00

## Team Roster

Team: CHN (red)

No.	Pos.	Name	Gen	GP	G	A	PTS	PIM	+/-
1	GK	WANG Wei	M	3	0	1	1	0	
5	D	BAI Xue Song	M	2	2	4	6	0	+12
7	D	XU Jin Qiang	M	3	0	6	6	0	+25
8	F	WANG Zhi Dong	M	3	4	9	13	0	+17
10	D	LI Zhen Yang	M	1	0	0	0	0	+1
11	F	YU Jing	F	3	0	0	0	0	+1
12	F	CHE Hang	M	1	0	0	0	0	+2
15	F	SONG Xiao Dong	M	3	3	4	7	0	+10
17	F	SHEN Yi Feng	M	3	7	6	13	4	+17
18	F	WANG Ju Jiang	M	3	2	2	4	4	+7
19	F	ZHANG Zheng	M	3	1	6	7	0	+9
20	GK	JI Yan Zhao	M	3	0	0	0	0	
22	D	HU Guang Jian	M	2	3	1	4	2	+12
23	F	CUI Yu Tao	M	3	7	5	12	0	+16
24	D	ZHU Zhan Fu	M	3	4	3	7	0	+26
28	F	TIAN Jin Tao	M	3	5	4	9	0	+18
30	F	QIU Dian Peng	M	3	0	6	6	0	+14
32	F	LI Hong Guan	M	3	7	0	7	4	+14

Head Coach: SHARSHUKOV Nikolay

Team: SWE

No.	Name	Gen	GP	MIP	GA	SVS	SOG	SVS%	GAA
5	NILSSON Ulf	M	3	101:33	3	27	30	90.00	1.33
22	SIREN Staffan	M	3	30:00	0	1	1	100.00	0.00

Team: SWE (yellow)

No.	Pos.	Name	Gen	GP	G	A	PTS	PIM	+/-
3	D	INGVARSSON Niklas	M	3	3	4	7	2	+9
5	GK	NILSSON Ulf	M	3	0	0	0	0	
6	D	NILSSON Peter	M	3	2	2	4	0	+10
10	F	MENG Robin	M	3	5	4	9	0	+7
11	D	LUNDGREN Rasmus	M	3	1	4	5	2	+8
15	F	HEDBERG Christian	M	3	0	1	1	2	+2
18	F	OJALA Peter	M	3	0	1	1	2	+1
19	D	WISTRAND Anders	M	3	0	1	1	0	+2
22	GK	SIREN Staffan	M	3	0	0	0	0	
37	D	STRANDMARK Johan	M	3	0	0	0	4	+1
93	F	DICKSON GYLLSTEN Maximilian	M	3	2	4	6	6	+8

Head Coach: LAHTINEN Timo

## Legend:

<b>A</b> Assists	<b>D</b> Defence	<b>F</b> Female / Forward	<b>G</b> Goals
<b>GA</b> Goals against	<b>GAA</b> Goals against as average per 45 minutes	<b>Gen</b> Gender	<b>GK</b> Goalkeeper
<b>GP</b> Games played	<b>M</b> Male	<b>MIP</b> Minutes and seconds played	<b>No.</b> Jersey number
<b>PIM</b> Penalties in minutes	<b>Pos.</b> Position	<b>PTS</b> Points	<b>SOG</b> Shots on goal
<b>SVS</b> Saves	<b>SVS%</b> Saves in percentage	<b>+/-</b> Plus/minus net	



## Line-ups

## CHN - SWE

## Referee

GRUMSEN Jacob (DEN)

## Linesmen

NIITTYLA Lari (FIN) , VANEK Jan (CZE)

## Goalkeepers

Team: CHN

No.	Name	Gen
20	JI Yan Zhao	M
1	WANG Wei	M

## Team Line-ups

Team: CHN (red)

No.	Pos.	Name	Gen
7	D	XU Jin Qiang +A	M
24	D	ZHU Zhan Fu	M
8	F	WANG Zhi Dong	M
17	F	SHEN Yi Feng	M
23	F	CUI Yu Tao +C	M
5	D	BAI Xue Song +A	M
22	D	HU Guang Jian	M
28	F	TIAN Jin Tao	M
30	F	QIU Dian Peng	M
32	F	LI Hong Guan	M
11	F	YU Jing	F
15	F	SONG Xiao Dong	M
18	F	WANG Ju Jiang	M
19	F	ZHANG Zheng	M

Head Coach: SHARSHUKOV Nikolay

## NOT DRESSED:

10	D	LI Zhen Yang	M
12	F	CHE Hang	M

Team: SWE

No.	Name	Gen
5	NILSSON Ulf	M
22	SIREN Staffan	M

Team: SWE (yellow)

No.	Pos.	Name	Gen
3	D	INGVARSSON Niklas +A	M
6	D	NILSSON Peter +A	M
11	D	LUNDGREN Rasmus	M
10	F	MENG Robin	M
18	F	OJALA Peter +C	M
19	D	WISTRAND Anders	M
37	D	STRANDMARK Johan	M
15	F	HEDBERG Christian	M
93	F	DICKSON GYLLSTEN Maximilian	M

Head Coach: LAHTINEN Timo

## Legend:

<b>D</b>	Defence	<b>F</b>	Female / Forward	<b>Gen</b>	Gender	<b>M</b>	Male
<b>No.</b>	Jersey number	<b>Pos.</b>	Position	<b>+A</b>	Assistant captain	<b>+C</b>	Captain



## Graphical Line-ups

## CHN - SWE

## Referee

GRUMSEN Jacob (DEN)

## Linesmen

NIITTYLA Lari (FIN) , VANEK Jan (CZE)

Team: CHN - China (red)

Head Coach: SHARSHUKOV Nikolay

S1 20 JI Yan Zhao		
1 WANG Wei		
S2 7 XU Jin Qiang +A	S3 24 ZHU Zhan Fu	
S5 17 SHEN Yi Feng	S4 8 WANG Zhi Dong	S6 23 CUI Yu Tao +C
5 BAI Xue Song +A		22 HU Guang Jian
30 QIU Dian Peng	28 TIAN Jin Tao	32 LI Hong Guan
11 YU Jing		
15 SONG Xiao Dong	19 ZHANG Zheng	18 WANG Ju Jiang

Team: SWE - Sweden (yellow)

Head Coach: LAHTINEN Timo

S1 5 NILSSON Ulf		
22 SIREN Staffan		
S2 3 INGVARSSON Niklas +A	S3 6 NILSSON Peter +A	
S4 10 MENG Robin	S5 11 LUNDGREN Rasmus	S6 18 OJALA Peter +C
15 HEDBERG Christian		37 STRANDMARK Johan
93 DICKSON GYLLSTEN Maximilian	19 WISTRAND Anders	

## Legend:

Sn Starting position

+A Assistant captain

+C Captain



TUE 21 SEP 2021

Start Time 17:00

End Time 18:37

Round Robin, Game 12



## Game Summary

CHN - SWE 6 - 0 (1 - 0 , 3 - 0 , 2 - 0)

Spectators	Referee	Linesmen
90	GRUMSEN Jacob (DEN)	NIITTYLA Lari (FIN) , VANEK Jan (CZE)

## Team Statistics

Period	Score	SVS	SOG	PIM	TPP	PPG	SHG
1	1 : 0	2 : 6	7 : 2	0 : 0	00:00 : 00:00	0 : 0	0 : 0
2	3 : 0	1 : 7	10 : 1	6 : 4	02:03 : 02:13	0 : 0	1 : 0
3	2 : 0	0 : 9	11 : 0	0 : 4	02:07 : 01:44	1 : 0	1 : 0
<b>Total</b>	<b>6 : 0</b>	<b>3 : 22</b>	<b>28 : 3</b>	<b>6 : 8</b>	<b>04:10 : 03:57</b>	<b>1 : 0</b>	<b>2 : 0</b>

## 1st Period

Action	Time	ET/Res	Team	Type	No.	Name	(G)	Name of Assistant(s) / Action Description
GK	00:00		CHN		20	JI YZ		- Goalkeeper in
GK	00:00		SWE		5	NILSSON U		- Goalkeeper in
<b>Goal</b>	<b>02:17</b>	<b>1 : 0</b>	<b>CHN</b>	<b>EQ</b>	<b>32</b>	<b>LI HG</b>	<b>(8)</b>	30 QIU DP On Ice CHN 20 5 22 28 30 32 SWE 5 3 6 11 15 93

## 2nd Period

Action	Time	ET/Res	Team	Type	No.	Name	(G)	Name of Assistant(s) / Action Description
<b>Goal</b>	<b>16:13</b>	<b>2 : 0</b>	<b>CHN</b>	<b>EQ</b>	<b>17</b>	<b>SHEN YF</b>	<b>(8)</b>	On Ice CHN 20 7 8 17 23 24 SWE 5 3 6 10 11 15
Penalty	21:45	23:45	SWE	2 min.	3	INGVARSSON N		- Teeing
Penalty	22:43	24:43	CHN	2 min.	8	WANG ZD		- Interference
<b>Goal</b>	<b>23:24</b>	<b>3 : 0</b>	<b>CHN</b>	<b>EQ</b>	<b>7</b>	<b>XU JQ</b>	<b>(1)</b>	28 TIAN JT On Ice CHN 20 7 24 28 32 SWE 5 6 11 15 93
Penalty	24:37	26:37	CHN	2 min.	20	JI YZ		- Interference / Served by: 32 LI HG
<b>Goal</b>	<b>25:06</b>	<b>4 : 0</b>	<b>CHN</b>	<b>SH1</b>	<b>17</b>	<b>SHEN YF</b>	<b>(9)</b>	On Ice CHN 20 8 17 23 24 SWE 5 3 6 10 11 15
Penalty	25:42	27:42	SWE	2 min.	15	HEDBERG C		- Tripping
Penalty	29:44	31:44	CHN	2 min.	30	QIU DP		- Interference

## 3rd Period

Action	Time	ET/Res	Team	Type	No.	Name	(G)	Name of Assistant(s) / Action Description
<b>Goal</b>	<b>30:31</b>	<b>5 : 0</b>	<b>CHN</b>	<b>SH1</b>	<b>17</b>	<b>SHEN YF</b>	<b>(10)</b>	On Ice CHN 20 7 8 17 24 SWE 5 3 6 10 11 93
Penalty	34:39	34:46	SWE	2 min.	10	MENG R		- Teeing
<b>Goal</b>	<b>34:46</b>	<b>6 : 0</b>	<b>CHN</b>	<b>PP1</b>	<b>7</b>	<b>XU JQ</b>	<b>(2)</b>	17 SHEN YF On Ice CHN 20 7 8 17 23 24 8 WANG ZD SWE 5 6 11 15 37 *
Penalty	42:12	44:12	SWE	2 min.	10	MENG R		- Teeing
GK	45:00		CHN					20 JI YZ - Goalkeeper out
GK	45:00		SWE					5 NILSSON U - Goalkeeper out

## Goalkeeper Records

Team : CHN - China

No.	Name	SOG	SVS	MIP
20	JI Yan Zhao	3	3	45:00
1	WANG Wei			

Team : SWE - Sweden

No.	Name	SOG	SVS	MIP
5	NILSSON Ulf	28	22	45:00
22	SIREN Staffan			

## Game Statistics

Team : CHN (red)

Head Coach : SHARSHUKOV Nikolay

Head Coach : SHARSHUKOV Nikolay											Shots on Goal						
No.	Pos.	Name	Gen	G	A	P	PIM	FO+	FO-	FO+/-	FO%	1	2	3	OT	TS	+/-
7	D	XU Jin Qiang +A	M	2	0	2	0	0	0	0	0.00	0	2	1		3	+3
8	F	WANG Zhi Dong	M	0	1	1	2	13	3	10	81.25	2	2	1		5	+3
17	F	SHEN Yi Feng (BP)	M	3	1	4	0	0	1	-1	0.00	2	3	1		6	+3
23	F	CUI Yu Tao +C	M	0	0	0	0	0	1	-1	0.00	0	0	1		1	+2
24	D	ZHU Zhan Fu	M	0	0	0	0	0	0	0	0.00	0	1	0		1	+4



TUE 21 SEP 2021

Start Time 17:00

End Time 18:37

Round Robin, Game 12



Head Coach : SHARSHUKOV Nikolay

Head Coach : SHARSHUKOV Nikolay												Shots on Goal						
No.	Pos.	Name	Gen	G	A	P	PIM	FO+	FO-	FO+/-	FO%	1	2	3	OT	TS	+/-	
5	D	BAI Xue Song +A	M	0	0	0	0	2	0	2	100.00	0	2	0		2	+1	
22	D	HU Guang Jian	M	0	0	0	0	0	0	0	0.00	1	0	1		2	+1	
28	F	TIAN Jin Tao	M	0	1	1	0	9	2	7	81.82	1	0	3		4	+2	
30	F	QIU Dian Peng	M	0	1	1	2	0	0	0	0.00	0	0	0		0	+1	
32	F	LI Hong Guan	M	1	0	1	0	0	0	0	0.00	1	0	0		1	+2	
11	F	YU Jing	F	0	0	0	0	0	0	0	0.00	0	0	0		0	0	
15	F	SONG Xiao Dong	M	0	0	0	0	0	1	-1	0.00	0	0	1		1	0	
18	F	WANG Ju Jiang	M	0	0	0	0	0	0	0	0.00	0	0	1		1	0	
19	F	ZHANG Zheng	M	0	0	0	0	3	5	-2	37.50	0	0	1		1	0	
1	GK	WANG Wei	M	0	0	0	0					0	0	0		0		
20	GK	JI Yan Zhao	M	0	0	0	2					0	0	0		0		
Total				6	4	10	6	27	13	14	67.50	7	10	11		28		

Team : SWE (yellow)

Head Coach : LAHTINEN Timo

Head Coach : LAHTINEN Timo												Shots on Goal					
No.	Pos.	Name	Gen	G	A	P	PIM	FO+	FO-	FO+/-	FO%	1	2	3	OT	TS	+/-
3	D	INGVARSSON Niklas +A	M	0	0	0	2	7	7	0	50.00	1	0	0		1	-4
6	D	NILSSON Peter +A (BP)	M	0	0	0	0	1	0	1	100.00	0	0	0		0	-5
10	F	MENG Robin	M	0	0	0	4	0	0	0	0.00	0	0	0		0	-3
11	D	LUNDGREN Rasmus	M	0	0	0	0	3	10	-7	23.08	1	1	0		2	-5
18	F	OJALA Peter +C	M	0	0	0	0	0	1	-1	0.00	0	0	0		0	0
15	F	HEDBERG Christian	M	0	0	0	2	0	4	-4	0.00	0	0	0		0	-4
19	D	WISTRAND Anders	M	0	0	0	0	0	0	0	0.00	0	0	0		0	0
37	D	STRANDMARK Johan	M	0	0	0	0	0	2	-2	0.00	0	0	0		0	0
93	F	DICKSON GYLLSTEN Maximilian	M	0	0	0	0	2	3	-1	40.00	0	0	0		0	-3
5	GK	NILSSON Ulf	M	0	0	0	0					0	0	0		0	
22	GK	SIREN Staffan	M	0	0	0	0					0	0	0		0	
Total				0	0	0	8	13	27	-14	32.50	2	1	0		3	

## Round Robin

R	Team	GP	W	OTW	OTL	L	GDF	GF : GA	PTS
1	CHN	4	4	0	0	0	+51	51 : 0	12
2	GER	4	4	0	0	0	+35	37 : 2	12
3	SWE	4	2	0	0	2	+4	13 : 9	6
4	JPN	4	2	0	0	2	-4	18 : 22	6
5	FIN	4	0	0	0	4	-38	1 : 39	0
6	POL	4	0	0	0	4	-48	0 : 48	0

	CHN	FIN	GER	JPN	POL	SWE
CHN	*****	12:0	WED 22 SEP 13:30	15:0	18:0	6:0
FIN	0:12	*****	1:13	0:8	WED 22 SEP 10:00	0:6
GER	WED 22 SEP 13:30	13:1	*****	7:0	14:0	3:1
JPN	0:15	8:0	0:7	*****	10:0	WED 22 SEP 17:00
POL	0:18	WED 22 SEP 10:00	0:14	0:10	*****	0:6
SWE	0:6	6:0	1:3	WED 22 SEP 17:00	6:0	*****

## Legend:

<b>(G)</b> Goals in tournament	<b>*</b> does not count for Plus/minus	<b>+/-</b> Plus/minus net	<b>+A</b> Assistant captain
<b>+C</b> Captain	<b>A</b> Assists	<b>D</b> Defence	<b>EQ</b> Equal strength
<b>ET/Res</b> Penalty end time/Result of game	<b>F</b> Female / Forward	<b>FO-</b> Face-offs lost	<b>FO%</b> Face-offs won as percentage
<b>FO+</b> Face-offs won	<b>FO+/-</b> Face-offs net	<b>G</b> Goals	<b>GA</b> Goals against
<b>GDF</b> Goal difference	<b>Gen</b> Gender	<b>GF</b> Goals for	<b>GK</b> Goalkeeper
<b>GP</b> Games played	<b>L</b> Losses	<b>M</b> Male	<b>MIP</b> Minutes in play (GK)
<b>No.</b> Jersey number	<b>OT</b> Overtime	<b>OTL</b> Overtime losses	<b>OTW</b> Overtime wins
<b>P</b> Points	<b>PIM</b> Penalties in minutes	<b>Pos.</b> Position	<b>PP1</b> Power play - 1 player
<b>PPG</b> Power play goals	<b>PTS</b> Points	<b>R</b> Rank	<b>SH1</b> Shorthanded - 1 player
<b>SHG</b> Shorthanded goals	<b>SOG</b> Shots on goal	<b>SVS</b> Saves	<b>TPP</b> Time on power play
<b>TS</b> Total shots	<b>W</b> Wins		



Ostersund Arena

TUE 21 SEP 2021

Start Time 17:00

Ice Hockey

Mixed

Round Robin, Game 12



## Shot Chart CHN - SWE


Shots by CHN

Goals (o): 1

SSP (<): 2

SSG (+): 6

SPG (-): 6



GK 5 of SWE



Period: 1



Shots by SWE

Goals (o): 0

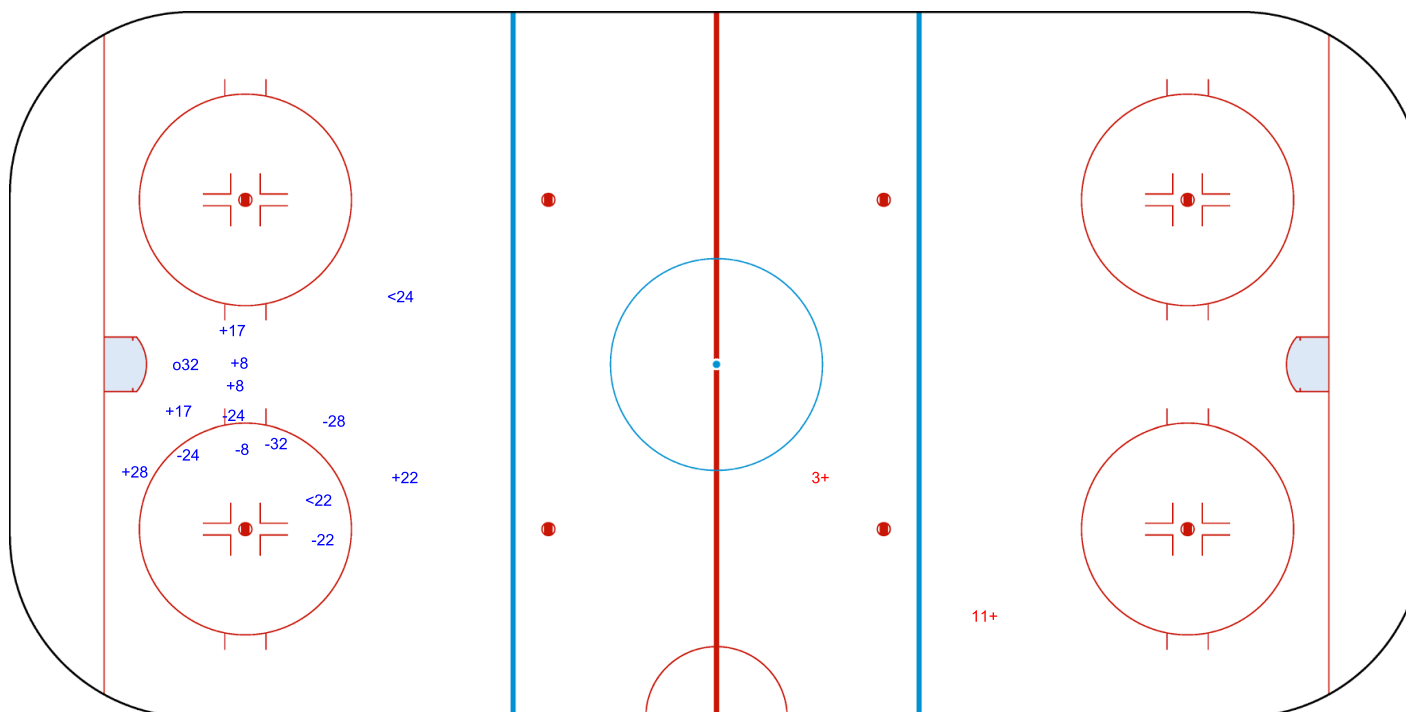
SSP (>): 0

SSG (+): 2

SPG (-): 0



GK 20 of CHN



### Legend:

**GK**

Goalkeeper

**SPG**

Shots past goal

**SSG**

Shots saved by goalkeeper

**SSP**

Shots saved by player



Shot Chart  
CHN - SWE

Shots by SWE  
Goals (o): 0  
SSP (<): 1  
SSG (+): 1  
SPG (-): 0



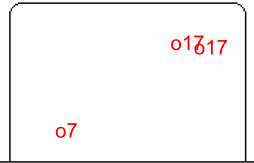
GK 20 of CHN



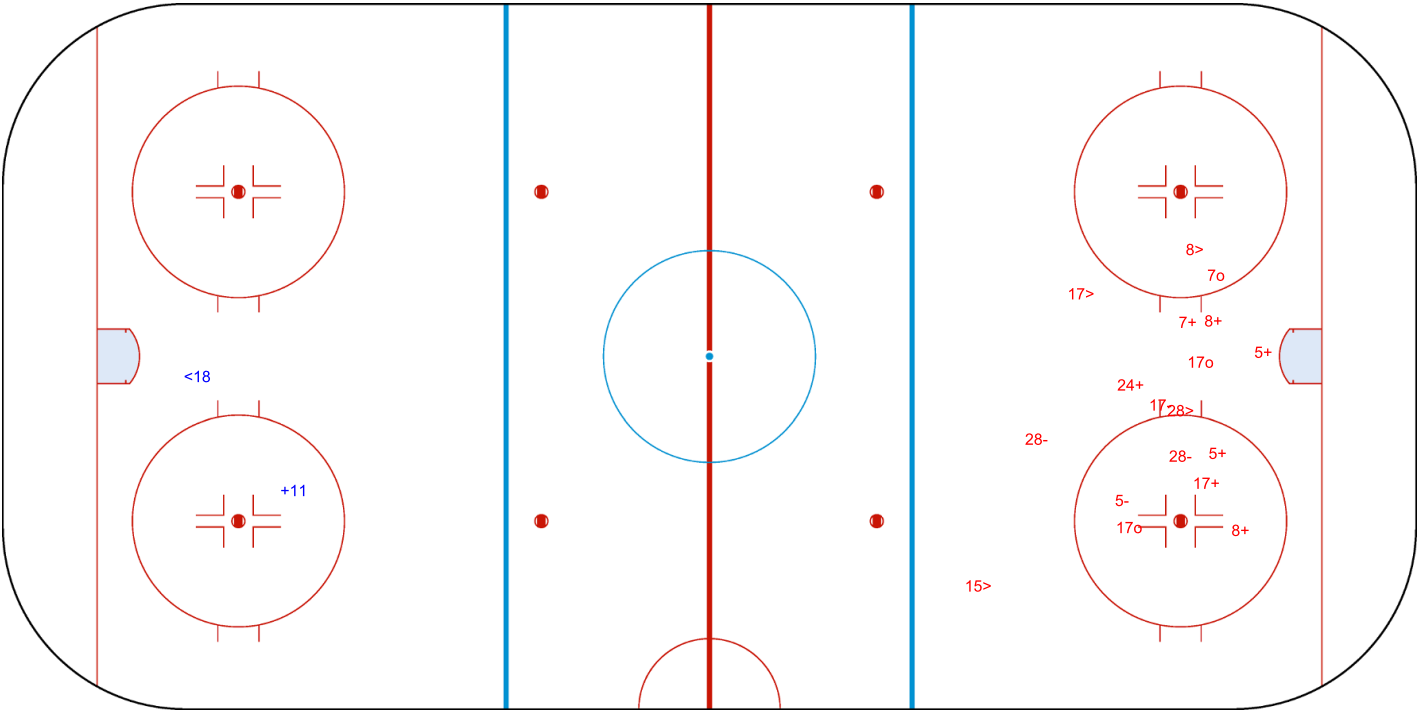
Period: 2



Shots by CHN  
Goals (o): 3  
SSP (>): 4  
SSG (+): 7  
SPG (-): 4



GK 5 of SWE

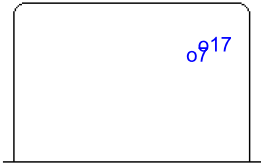


Legend:					
GK	Goalkeeper	SPG	Shots past goal	SSG	Shots saved by goalkeeper
				SSP	Shots saved by player



Shot Chart  
CHN - SWE

Shots by CHN  
Goals (o): 2  
SSG (+): 9  
SSP (<): 4  
SPG (-): 6



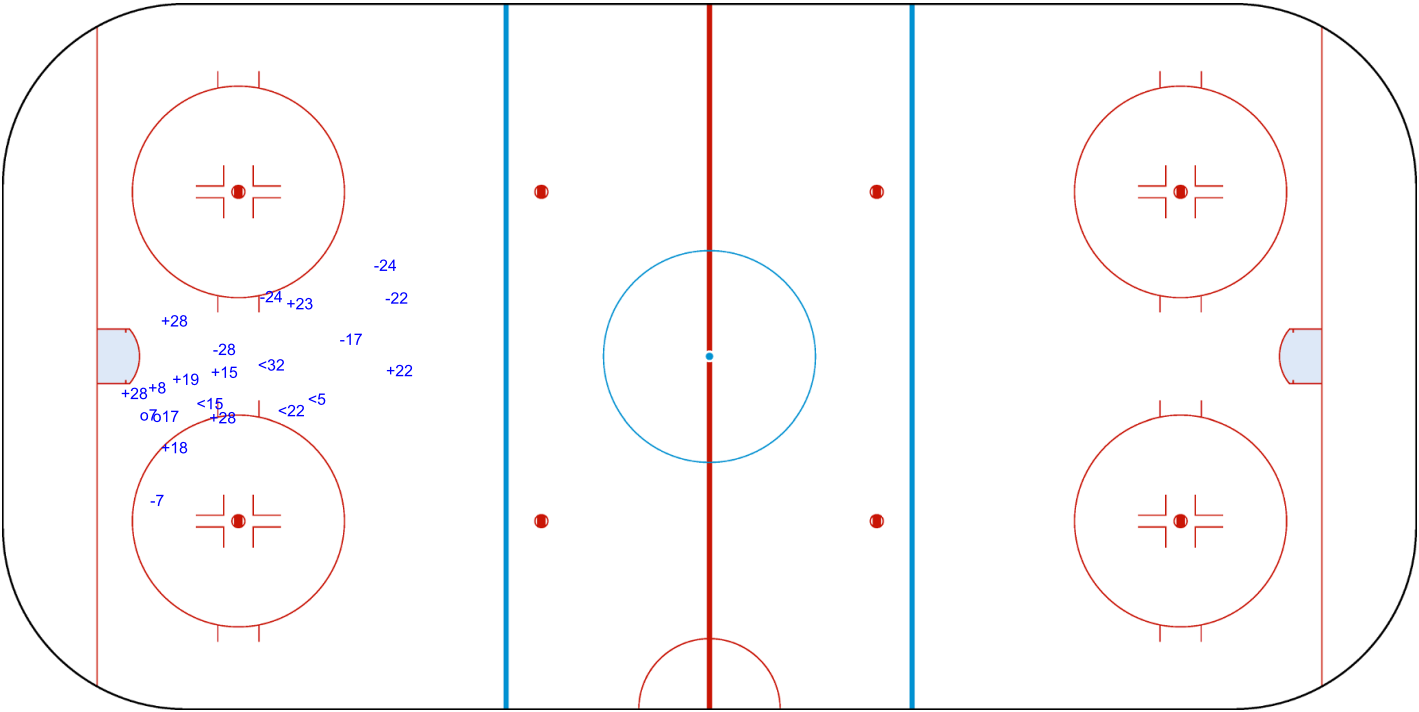
GK 5 of SWE

SWE → Period: 3 ← CHN

Shots by SWE  
Goals (o): 0  
SSG (+): 0  
SSP (>): 0  
SPG (-): 0



GK 20 of CHN



Legend:		SPG		SSG		SSP	
GK	Goalkeeper		Shots past goal		Shots saved by goalkeeper		Shots saved by player





## Face-off Chart

## CHN - SWE

## PERIOD 1

CHN	SWE	CHN	SWE	CHN	SWE
Def. zone	Att. zone	Neutral zone		Att. zone	Def. zone
		+ 8	- 11	+ 28	- 11
		- 19	+ 11	- 8	+ 3
		+ 8	- 11	- 19	+ 3
		+ 8	- 11	- 8	+ 3
				- 8	+ 11

Total wins / period

3 / 75%

1 / 25%

1 / 20%

4 / 80%

Total wins  
all zones

CHN	SWE
4 / 44%	5 / 56%

## PERIOD 2

CHN	SWE	CHN	SWE	CHN	SWE
Def. zone	Att. zone	Neutral zone		Att. zone	Def. zone
+ 19	- 15	- 23	+ 6	+ 8	- 93
+ 28	- 15	+ 8	- 3	+ 28	- 93
- 17	+ 3	+ 28	- 11	+ 8	- 11
+ 8	- 3	+ 5	- 93	+ 8	- 15
		+ 28	- 11	+ 5	- 11
		- 15	+ 11	+ 8	- 3
		+ 19	- 11	+ 28	- 3

Total wins / period

3 / 75%

1 / 25%

5 / 71%

2 / 29%

7 / 100%

0 / 0%

Total wins  
all zones

CHN	SWE
15 / 83%	3 / 17%

## PERIOD 3

CHN	SWE	CHN	SWE	CHN	SWE
Def. zone	Att. zone	Neutral zone		Att. zone	Def. zone
		+ 8	- 3	+ 28	- 3
		- 28	+ 3	+ 8	- 15
		+ 28	- 18	- 19	+ 93
				+ 8	- 3
				- 28	+ 3
				+ 19	- 37
				- 19	+ 93
				+ 8	- 37
				+ 28	- 11
				- 19	+ 3

Total wins / period

2 / 67%

1 / 33%

6 / 60%

4 / 40%

Total wins  
all zones

CHN	SWE
8 / 62%	5 / 38%

## TOTAL

CHN	SWE	CHN	SWE	CHN	SWE
Def. zone	Att. zone	Neutral zone		Att. zone	Def. zone

Total wins / game

3 / 75%

1 / 25%

10 / 71%

4 / 29%

14 / 64%

8 / 36%

Total wins  
all zones

CHN	SWE
27 / 68%	13 / 32%



## HEAD TO HEAD

		SWE											
No.		3	6	11	15	18	37	93	Tot	wins CHN	Dz	Nz	Az
CHN	5			1 - 0				1 - 0	2	2 100%		1 100%	1 100%
	8	5 - 2		4 - 1	2 - 0		1 - 0	1 - 0	16	13 81%	1 100%	5 100%	7 70%
	15			0 - 1					1	0 0%		0 0%	
	17	0 - 1							1	0 0%	0 0%		
	19	0 - 2		1 - 1	1 - 0		1 - 0	0 - 2	8	3 38%	1 100%	1 50%	1 20%
	23		0 - 1						1	0 0%		0 0%	
	28	2 - 2		4 - 0	1 - 0	1 - 0		1 - 0	11	9 82%	1 100%	3 75%	5 83%
Tot		14	1	13	4	1	2	5	40	27 68%	3 75%	10 71%	14 64%
wins SWE		7 50%	1 100%	3 23%	0 0%	0 0%	0 0%	2 40%	13 32%				
Dz		5 56%		1 20%	0 0%		0 0%	2 50%	8 36%				
Nz		1 33%	1 100%	2 25%		0 0%		0 0%	4 29%				
Az		1 50%			0 0%				1 25%				

## Legend:

Az Attacking zone Dz Defending zone No. Jersey number Nz Neutral zone Tot Total face-offs played



## Game Roster

## POL - FIN

## Referee

YAMAGUCHI Sotaro (JPN)

## Linesmen

RUNDSTROM Tony (SWE) , SORAPERRA Simone (ITA)

## Goalkeepers

## Team: POL

No.	Name	Gen	GP	MIP	GA	SVS	SOG	SVS%	GAA
20	SEKULSKI Krzysztof	M	4	45:00	14	29	43	67.44	14.00
21	ZGORZYNSKI Kamil	M	4	135:00	34	87	121	71.90	11.33

## Team Roster

## Team: POL (red)

No.	Pos.	Name	Gen	GP	G	A	PTS	PIM	+/-
4	D	FLIS Sylwester	M	2	0	0	0	0	-24
10	D	KARTOSZ Sebastian	M	4	0	0	0	2	-35
16	D	DRAPALA Radoslaw	M	4	0	0	0	2	-27
18	F	HAK Szymon	M	4	0	0	0	0	-31
20	GK	SEKULSKI Krzysztof	M	4	0	0	0	0	
21	GK	ZGORZYNSKI Kamil	M	4	0	0	0	0	
28	F	ZIELINSKI Mariusz	M	4	0	0	0	0	-21
68	F	MURAWSKI Mateusz	M	4	0	0	0	2	-42
77	F	CIULA Lukasz	M	4	0	0	0	0	-25
87	F	HEBDA Marcin	M	4	0	0	0	0	-30

Head Coach: MLYNARCZYK Andrzej

## Team: FIN

No.	Name	Gen	GP	MIP	GA	SVS	SOG	SVS%	GAA
5	HEIKKILA Pasi	M	4	15:00	1	9	10	90.00	3.00
35	KARKO Timo	M	4	165:00	38	99	137	72.26	10.36

## Team: FIN (white)

No.	Pos.	Name	Gen	GP	G	A	PTS	PIM	+/-
5	GK	HEIKKILA Pasi	M	4	0	0	0	0	
6	F	VESIKANSA Markku	M	4	0	1	1	2	-16
8	D	ROPONEN Jani	M	4	0	0	0	6	-29
12	D	PAKARINEN Lasse	M	4	0	0	0	4	-24
13	F	HIRVELA Markku	M	4	0	0	0	0	-20
15	D	KURKI Leevi	M	4	0	0	0	0	-6
17	F	KANGASTIE Harri	M	4	0	1	1	2	-15
25	D	HIMANEN Juhamatti	M	4	0	0	0	2	-16
26	F	ROVIO Eemi	M	4	1	0	1	0	-15
35	GK	KARKO Timo	M	4	0	0	0	0	
36	F	LEHTO Markus	M	3	0	0	0	0	-18
97	F	SILEN Niko	M	4	0	0	0	0	-16

Head Coach: HARKALA Jari

## Legend:

<b>A</b> Assists	<b>D</b> Defence	<b>F</b> Forward	<b>G</b> Goals
<b>GA</b> Goals against	<b>GAA</b> Goals against as average per 45 minutes	<b>Gen</b> Gender	<b>GK</b> Goalkeeper
<b>GP</b> Games played	<b>M</b> Male	<b>MIP</b> Minutes and seconds played	<b>No.</b> Jersey number
<b>PIM</b> Penalties in minutes	<b>Pos.</b> Position	<b>PTS</b> Points	<b>SOG</b> Shots on goal
<b>SVS</b> Saves	<b>SVS%</b> Saves in percentage	<b>+/-</b> Plus/minus net	



## Line-ups

## POL - FIN

## Referee

YAMAGUCHI Sotaro (JPN)

## Linesmen

RUNDSTROM Tony (SWE) , SORAPERRA Simone (ITA)

## Goalkeepers

Team: POL

No.	Name	Gen
21	ZGORZYNSKI Kamil	M
20	SEKULSKI Krzysztof	M

## Team Line-ups

Team: POL (red)

No.	Pos.	Name	Gen
4	D	FLIS Sylwester	M
10	D	KARTOSZ Sebastian	M
18	F	HAK Szymon	M
28	F	ZIELINSKI Mariusz	M
68	F	MURAWSKI Mateusz +C	M
16	D	DRAPALA Radoslaw +A	M
77	F	CIULA Lukasz	M
87	F	HEBDA Marcin	M

Head Coach: MLYNARCZYK Andrzej

Team: FIN

No.	Name	Gen
35	KARKO Timo	M
5	HEIKKILA Pasi	M

Team: FIN (white)

No.	Pos.	Name	Gen
8	D	ROPONEN Jani	M
12	D	PAKARINEN Lasse +A	M
13	F	HIRVELA Markku +A	M
17	F	KANGASTIE Harri +C	M
26	F	ROVIO Eemi	M
15	D	KURKI Leevi	M
25	D	HIMANEN Juhamatti	M
6	F	VESIKANSA Markku	M
97	F	SILEN Niko	M

Head Coach: HARKALA Jari

## NOT DRESSED:

36	F	LEHTO Markus	M
----	---	--------------	---

## Legend:

<b>D</b>	Defence	<b>F</b>	Forward	<b>Gen</b>	Gender	<b>M</b>	Male
<b>No.</b>	Jersey number	<b>Pos.</b>	Position	<b>+A</b>	Assistant captain	<b>+C</b>	Captain



## Graphical Line-ups

## POL - FIN

## Referee

YAMAGUCHI Sotaro (JPN)

## Linesmen

RUNDSTROM Tony (SWE) , SORAPERRA Simone (ITA)

Team: POL - Poland (red)

Head Coach: MLYNARCZYK Andrzej

S1 21 ZGORZYNSKI Kamil		
20 SEKULSKI Krzysztof		
S3 10 KARTOSZ Sebastian	S2 4 FLIS Sylwester	
S5 28 ZIELINSKI Mariusz	S6 68 MURAWSKI Mateusz +C	S4 18 HAK Szymon
16 DRAPALA Radoslaw +A		
87 HEBDA Marcin	77 CIULA Lukasz	

Team: FIN - Finland (white)

Head Coach: HARKALA Jari

S1 35 KARKO Timo		
5 HEIKKILA Pasi		
S2 8 ROPONEN Jani	S3 12 PAKARINEN Lasse +A	
S4 13 HIRVELA Markku +A	S5 17 KANGASTIE Harri +C	S6 26 ROVIO Eemi
15 KURKI Leevi		
25 HIMANEN Juhamatti		
6 VESIKANSA Markku		97 SILEN Niko

## Legend:

Sn Starting position

+A Assistant captain

+C Captain



WED 22 SEP 2021

Start Time 10:00

End Time 11:36

Round Robin, Game 13



## Game Summary

POL - FIN 1 - 2 (0 - 1, 0 - 1, 1 - 0)

Spectators	Referee	Linesmen
20	YAMAGUCHI Sotaro (JPN)	RUNDSTROM Tony (SWE) , SORAPERRA Simone (ITA)

## Team Statistics

Period	Score	SVS	SOG	PIM	TPP	PPG	SHG
1	0 : 1	7 : 1	1 : 8	0 : 0	00:00 : 00:00	0 : 0	0 : 0
2	0 : 1	2 : 5	5 : 3	2 : 4	02:58 : 00:00	0 : 0	0 : 0
3	1 : 0	4 : 2	3 : 4	0 : 2	01:50 : 02:00	1 : 0	0 : 0
<b>Total</b>	<b>1 : 2</b>	<b>13 : 8</b>	<b>9 : 15</b>	<b>2 : 6</b>	<b>04:48 : 02:00</b>	<b>1 : 0</b>	<b>0 : 0</b>

## 1st Period

Action	Time	ET/Res	Team	Type	No.	Name	(G)	Name of Assistant(s) / Action Description
GK	00:00		FIN		35	KARKO T		- Goalkeeper in
GK	00:00		POL		21	ZGORZYNSKI K		- Goalkeeper in
<b>Goal</b>	<b>06:16</b>	<b>0 : 1</b>	<b>FIN</b>	<b>EQ</b>	<b>17</b>	<b>KANGASTIE H</b>	(1)	6 VESIKANSA M On Ice POL 21 4 10 18 68 77 26 ROVIO E FIN 35 6 12 17 25 26

## 2nd Period

Action	Time	ET/Res	Team	Type	No.	Name	(G)	Name of Assistant(s) / Action Description
<b>Goal</b>	<b>21:10</b>	<b>0 : 2</b>	<b>FIN</b>	<b>EQ</b>	<b>6</b>	<b>VESIKANSA M</b>	(1)	On Ice POL 21 4 10 18 28 68 FIN 35 6 8 12 17 26
Penalty	25:49	27:49	FIN	2 min.	6	VESIKANSA M		- Holding an opponent
Penalty	26:47	28:47	FIN	2 min.	8	ROPONEN J		- Roughing
Penalty	30:00	32:00	POL	2 min.	68	MURAWSKI M		- Teeing

## 3rd Period

Action	Time	ET/Res	Team	Type	No.	Name	(G)	Name of Assistant(s) / Action Description
Penalty	40:42	42:32	FIN	2 min.	13	HIRVELA M		- Roughing
Time-out	40:42		POL					
<b>Goal</b>	<b>42:32</b>	<b>1 : 2</b>	<b>POL</b>	<b>PP1</b>	<b>4</b>	<b>FLIS S</b>	(1)	10 KARTOSZ S On Ice POL 21 4 10 16 18 68 * 18 HAK S FIN 35 6 8 12 17
GK	45:00		POL					21 ZGORZYNSKI K - Goalkeeper out
GK	45:00		FIN					35 KARKO T - Goalkeeper out

## Goalkeeper Records

Team : POL - Poland

No.	Name	SOG	SVS	MIP
21	ZGORZYNSKI Kamil	15	13	45:00
20	SEKULSKI Krzysztof			

Team : FIN - Finland

No.	Name	SOG	SVS	MIP
35	KARKO Timo	9	8	45:00
5	HEIKKILA Pasi			

## Game Statistics

Team : POL (red)

Head Coach : MLYNARCZYK Andrzej

Head Coach : MLYNARCZYK Andrzej											Shots on Goal						
No.	Pos.	Name	Gen	G	A	P	PIM	FO+	FO-	FO+/-	FO%	1	2	3	OT	TS	+/-
4	D	FLIS Sylwester	M	1	0	1	0	0	1	-1	0.00	0	3	1		4	-2
10	D	KARTOSZ Sebastian	M	0	1	1	0	0	0	0	0.00	1	0	1		2	-2
18	F	HAK Szymon (BP)	M	0	1	1	0	1	0	1	100.00	0	1	0		1	-2
28	F	ZIELINSKI Mariusz	M	0	0	0	0	0	1	-1	0.00	0	0	0		0	-1
68	F	MURAWSKI Mateusz +C	M	0	0	0	2	11	17	-6	39.29	0	0	1		1	-2
16	D	DRAPALA Radoslaw +A	M	0	0	0	0	1	1	0	50.00	0	1	0		1	0
77	F	CIULA Lukasz	M	0	0	0	0	0	0	0	0.00	0	0	0		0	-1
87	F	HEBDA Marcin	M	0	0	0	0	0	0	0	0.00	0	0	0		0	0
20	GK	SEKULSKI Krzysztof	M	0	0	0	0					0	0	0		0	
21	GK	ZGORZYNSKI Kamil	M	0	0	0	0					0	0	0		0	
Total				1	2	3	2	13	20	-7	39.39	1	5	3		9	



WED 22 SEP 2021

Start Time 10:00

End Time 11:36

Round Robin, Game 13



Team : FIN (white)

Head Coach : HARKALA Jari

No. Pos.	Name	Gen	G	A	P	PIM	FO+	FO-	FO+/-	FO%	Shots on Goal					+/-
											1	2	3	OT	TS	
8 D	ROPONEN Jani	M	0	0	0	2	0	0	0	0.00	1	1	0		2	+1
12 D	PAKARINEN Lasse +A	M	0	0	0	0	0	0	0	0.00	0	0	0		0	+2
13 F	HIRVELA Markku +A	M	0	0	0	2	0	0	0	0.00	2	0	1		3	0
17 F	KANGASTIE Harri +C	M	1	0	1	0	19	11	8	63.33	3	0	1		4	+2
26 F	ROVIO Eemi	M	0	1	1	0	1	1	0	50.00	0	1	0		1	+2
6 F	VESIKANSA Markku (BP)	M	1	1	2	2	0	1	-1	0.00	1	1	2		4	+2
15 D	KURKI Leevi	M	0	0	0	0	0	0	0	0.00	0	0	0		0	0
25 D	HIMANEN Juhamatti	M	0	0	0	0	0	0	0	0.00	1	0	0		1	+1
97 F	SILEN Niko	M	0	0	0	0	0	0	0	0.00	0	0	0		0	0
5 GK	HEIKKILA Pasi	M	0	0	0	0					0	0	0		0	
35 GK	KARKO Timo	M	0	0	0	0					0	0	0		0	
<b>Total</b>			<b>2</b>	<b>2</b>	<b>4</b>	<b>6</b>	<b>20</b>	<b>13</b>	<b>7</b>	<b>60.61</b>	<b>8</b>	<b>3</b>	<b>4</b>		<b>15</b>	

## Round Robin

R	Team	GP	W	OTW	OTL	L	GDF	GF : GA	PTS
1	CHN	4	4	0	0	0	+51	51 : 0	12
2	GER	4	4	0	0	0	+35	37 : 2	12
3	SWE	4	2	0	0	2	+4	13 : 9	6
4	JPN	4	2	0	0	2	-4	18 : 22	6
5	FIN	5	1	0	0	4	-37	3 : 40	3
6	POL	5	0	0	0	5	-49	1 : 50	0

	CHN	FIN	GER	JPN	POL	SWE
CHN	*****	12:0	WED 22 SEP 13:30	15:0	18:0	6:0
FIN	0:12	*****	1:13	0:8	2:1	0:6
GER	WED 22 SEP 13:30	13:1	*****	7:0	14:0	3:1
JPN	0:15	8:0	0:7	*****	10:0	WED 22 SEP 17:00
POL	0:18	1:2	0:14	0:10	*****	0:6
SWE	0:6	6:0	1:3	WED 22 SEP 17:00	6:0	*****

## Legend:

<b>(G)</b> Goals in tournament	<b>*</b> does not count for Plus/minus	<b>+/-</b> Plus/minus net	<b>+A</b> Assistant captain
<b>+C</b> Captain	<b>A</b> Assists	<b>D</b> Defence	<b>EQ</b> Equal strength
<b>ET/Res</b> Penalty end time/Result of game	<b>F</b> Forward	<b>FO-</b> Face-offs lost	<b>FO%</b> Face-offs won as percentage
<b>FO+</b> Face-offs won	<b>FO+/-</b> Face-offs net	<b>G</b> Goals	<b>GA</b> Goals against
<b>GDF</b> Goal difference	<b>Gen</b> Gender	<b>GF</b> Goals for	<b>GK</b> Goalkeeper
<b>GP</b> Games played	<b>L</b> Losses	<b>M</b> Male	<b>MIP</b> Minutes in play (GK)
<b>No.</b> Jersey number	<b>OT</b> Overtime	<b>OTL</b> Overtime losses	<b>OTW</b> Overtime wins
<b>P</b> Points	<b>PIM</b> Penalties in minutes	<b>Pos.</b> Position	<b>PP1</b> Power play - 1 player
<b>PPG</b> Power play goals	<b>PTS</b> Points	<b>R</b> Rank	<b>SHG</b> Shorthanded goals
<b>SOG</b> Shots on goal	<b>SVS</b> Saves	<b>TTP</b> Time on power play	<b>TS</b> Total shots
<b>W</b> Wins			



# Shot Chart

POL - FIN


Shots by FIN

Goals (o): 1

SSP (<): 1

SSG (+): 7

SPG (-): 3



GK 21 of POL



Period: 1



Shots by POL

Goals (o): 0

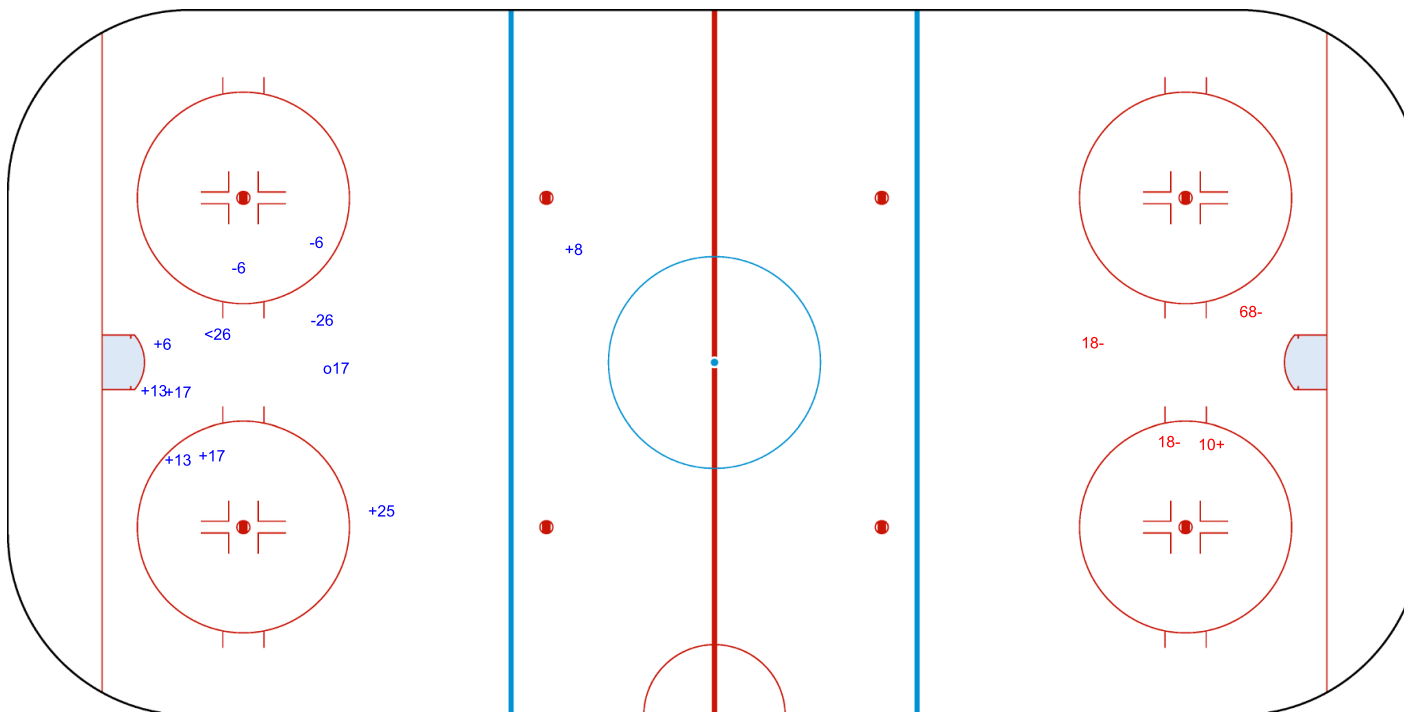
SSP (>): 0

SSG (+): 1

SPG (-): 3



GK 35 of FIN



## Legend:

GK

Goalkeeper

SPG

Shots past goal

SSG

Shots saved by goalkeeper

SSP

Shots saved by player





Shot Chart  
POL - FIN

Shots by POL  
Goals (o): 0  
SSP (<): 2  
SSG (+): 5  
SPG (-): 4



GK 35 of FIN



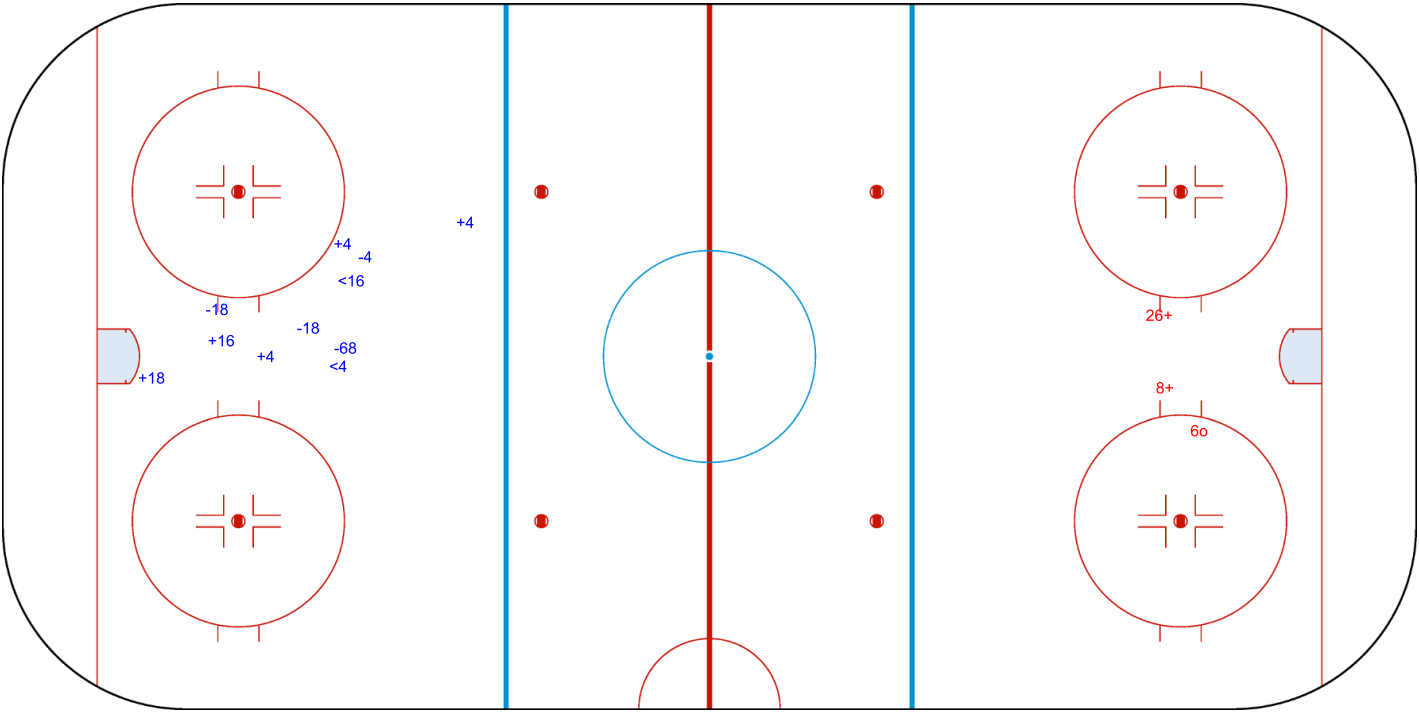
Period: 2



Shots by FIN  
Goals (o): 1  
SSP (>): 0  
SSG (+): 2  
SPG (-): 0



GK 21 of POL




Legend:							
<b>GK</b>	Goalkeeper	<b>SPG</b>	Shots past goal	<b>SSG</b>	Shots saved by goalkeeper	<b>SSP</b>	Shots saved by player



Shot Chart  
POL - FIN

Shots by FIN  
Goals (o): 0  
SSG (+): 4  
SSP (-): 1  
SPG (-): 0




GK 21 of POL



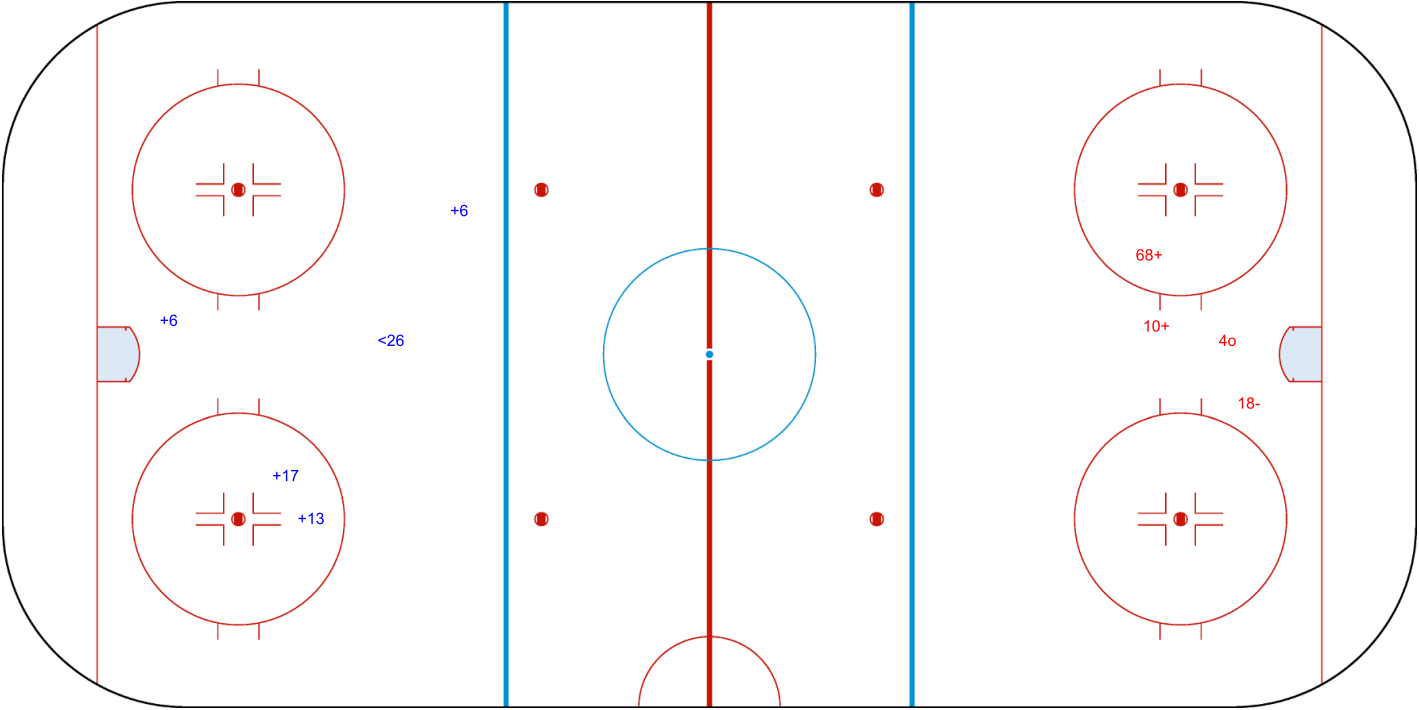
Period: 3



Shots by POL  
Goals (o): 1  
SSG (+): 2  
SSP (-): 0  
SPG (-): 1



GK 35 of FIN



Legend:					
GK	Goalkeeper	SPG	Shots past goal	SSG	Shots saved by goalkeeper
				SSP	Shots saved by player

## Face-off Chart

**POL - FIN**

## PERIOD 1

Total wins / period	POL		FIN		POL		FIN		Total wins all zones
	Def. zone		Att. zone		Att. zone		Def. zone		
	+ 68		- 17		+ 68		- 17		
	- 28		+ 17		+ 68		- 17		
	- 16		+ 17		- 68		+ 17		
	1 / 33%		2 / 67%		2 / 67%		1 / 33%		

## PERIOD 2

Total wins / period	POL		FIN		POL		FIN		Total wins all zones
	Def. zone	Att. zone	Neutral zone		Att. zone	Def. zone			
	- 68	+ 17	- 68	+ 17	- 68	+ 17			
	- 68	+ 17	- 68	+ 26	- 68	+ 17			
	- 68	+ 17	- 68	+ 17	+ 68	- 17			
			- 68	+ 17	+ 68	- 6			
				- 68	+ 17				
				- 68	+ 17				
	0 / 0%	3 / 100%	0 / 0%	4 / 100%	2 / 33%	4 / 67%			
							POL	FIN	
							2 / 15%	11 / 85%	

## PERIOD 3

[illegible]

## TOTAL

Total wins / game	POL	FIN	POL	FIN	POL	FIN	Total wins all zones	
	Def. zone	Att. zone	Neutral zone		Att. zone	Def. zone	POL	FIN
	1 / 17%	5 / 83%	5 / 42%	7 / 58%	7 / 47%	8 / 53%	13 / 39%	20 / 61%



## HEAD TO HEAD

		FIN							
No.		6	17	26	Tot	wins POL	Dz	Nz	Az
POL	4		0 - 1		1	0 0%			0 0%
	16		1 - 1		2	1 50%	0 0%	1 100%	
	18		1 - 0		1	1 100%		1 100%	
	28		0 - 1		1	0 0%	0 0%		
	68	1 - 0	9 - 16	1 - 1	28	11 39%	1 25%	3 30%	7 50%
Tot		1	30	2	33	13 39%	1 17%	5 42%	7 47%
wins FIN		0 0%	19 63%	1 50%	20 61%				
Dz		0 0%	8 57%		8 53%				
Nz			6 60%	1 50%	7 58%				
Az			5 83%		5 83%				

## Legend:

**Az** Attacking zone      **Dz** Defending zone      **No.** Jersey number      **Nz** Neutral zone      **Tot** Total face-offs played



## Game Roster

## CHN - GER

## Referee

WEBINGER Kevin (CAN)

## Linesmen

BEELEN Louis (NED) , FAZEKAS Tibor (SRB)

## Goalkeepers

Team: CHN

No.	Name	Gen	GP	MIP	GA	SVS	SOG	SVS%	GAA
1	WANG Wei	M	4	60:00	0	1	1	100.00	0.00
20	JI Yan Zhao	M	4	120:00	0	4	4	100.00	0.00

## Team Roster

Team: CHN (red)

No.	Pos.	Name	Gen	GP	G	A	PTS	PIM	+/-
1	GK	WANG Wei	M	4	0	1	1	0	
5	D	BAI Xue Song	M	3	2	4	6	0	+13
7	D	XU Jin Qiang	M	4	2	6	8	0	+28
8	F	WANG Zhi Dong	M	4	4	10	14	2	+20
10	D	LI Zhen Yang	M	1	0	0	0	0	+1
11	F	YU Jing	F	4	0	0	0	0	+1
12	F	CHE Hang	M	1	0	0	0	0	+2
15	F	SONG Xiao Dong	M	4	3	4	7	0	+10
17	F	SHEN Yi Feng	M	4	10	7	17	4	+20
18	F	WANG Ju Jiang	M	4	2	2	4	4	+7
19	F	ZHANG Zheng	M	4	1	6	7	0	+9
20	GK	JI Yan Zhao	M	4	0	0	0	2	
22	D	HU Guang Jian	M	3	3	1	4	2	+13
23	F	CUI Yu Tao	M	4	7	5	12	0	+18
24	D	ZHU Zhan Fu	M	4	4	3	7	0	+30
28	F	TIAN Jin Tao	M	4	5	5	10	0	+20
30	F	QIU Dian Peng	M	4	0	7	7	2	+15
32	F	LI Hong Guan	M	4	8	0	8	4	+16

Head Coach: SHARSHUKOV Nikolay

Team: GER

No.	Name	Gen	GP	MIP	GA	SVS	SOG	SVS%	GAA
22	MUEHLHANS Veit	M	4	60:00	1	2	3	66.67	0.75
47	KUNST Simon	M	4	120:00	1	17	18	94.44	0.38

Team: GER (white)

No.	Pos.	Name	Gen	GP	G	A	PTS	PIM	+/-
3	F	DISVELD Bas	M	4	5	0	5	0	+12
6	D	RAEDLER Hugo	M	4	1	3	4	2	+8
8	F	RENNHACK Frank	M	4	2	6	8	2	+17
11	F	WOLFF Jacob	M	4	1	1	2	0	+8
22	GK	MUEHLHANS Veit	M	4	0	0	0	0	
33	F	KUHLLI-LAUENSTEIN Ingo	M	4	2	5	7	2	+15
43	F	HERING Bernhard	M	4	6	3	9	0	+12
44	F	BRELAGE Jan Malte	M	2	0	3	3	0	+11
47	GK	KUNST Simon	M	4	0	0	0	0	
52	D	PABST Robert	M	4	0	5	5	2	+20
69	D	SKLORZ Lucas	M	4	4	7	11	4	+26
77	F	WEDDE Joerg	M	4	1	5	6	0	+11
83	D	PILZ Christian	M	4	2	0	2	2	+7
97	F	SCHRADER Felix	M	4	13	3	16	2	+16

Head Coach: POKORNY Andreas

## Legend:

<b>A</b> Assists	<b>D</b> Defence	<b>F</b> Female / Forward	<b>G</b> Goals
<b>GA</b> Goals against	<b>GAA</b> Goals against as average per 45 minutes	<b>Gen</b> Gender	<b>GK</b> Goalkeeper
<b>GP</b> Games played	<b>M</b> Male	<b>MIP</b> Minutes and seconds played	<b>No.</b> Jersey number
<b>PIM</b> Penalties in minutes	<b>Pos.</b> Position	<b>PTS</b> Points	<b>SOG</b> Shots on goal
<b>SVS</b> Saves	<b>SVS%</b> Saves in percentage	<b>+/-</b> Plus/minus net	



## Line-ups

## CHN - GER

## Referee

WEBINGER Kevin (CAN)

## Linesmen

BEELEN Louis (NED) , FAZEKAS Tibor (SRB)

## Goalkeepers

Team: CHN

No.	Name	Gen
20	JI Yan Zhao	M
1	WANG Wei	M

## Team Line-ups

Team: CHN (red)

No.	Pos.	Name	Gen
7	D	XU Jin Qiang +A	M
24	D	ZHU Zhan Fu	M
8	F	WANG Zhi Dong	M
17	F	SHEN Yi Feng	M
23	F	CUI Yu Tao +C	M
5	D	BAI Xue Song +A	M
22	D	HU Guang Jian	M
28	F	TIAN Jin Tao	M
30	F	QIU Dian Peng	M
32	F	LI Hong Guan	M
11	F	YU Jing	F
15	F	SONG Xiao Dong	M
18	F	WANG Ju Jiang	M
19	F	ZHANG Zheng	M

Head Coach: SHARSHUKOV Nikolay

## NOT DRESSED:

10	D	LI Zhen Yang	M
12	F	CHE Hang	M

Team: GER

No.	Name	Gen
47	KUNST Simon	M
22	MUEHLHANS Veit	M

Team: GER (white)

No.	Pos.	Name	Gen
6	D	RAEDLER Hugo +A	M
69	D	SKLORZ Lucas	M
33	F	KUHLLAUENSTEIN Ingo	M
44	F	BRELAGE Jan Malte	M
97	F	SCHRADER Felix	M
52	D	PABST Robert	M
3	F	DISVELD Bas +C	M
8	F	RENNHACK Frank	M
11	F	WOLFF Jacob	M
83	D	PILZ Christian	M
43	F	HERING Bernhard	M
77	F	WEDDE Joerg +A	M

Head Coach: POKORNY Andreas

## Legend:

<b>D</b>	Defence	<b>F</b>	Female / Forward	<b>Gen</b>	Gender	<b>M</b>	Male
<b>No.</b>	Jersey number	<b>Pos.</b>	Position	<b>+A</b>	Assistant captain	<b>+C</b>	Captain



## Graphical Line-ups

## CHN - GER

## Referee

WEBINGER Kevin (CAN)

## Linesmen

BEELEN Louis (NED) , FAZEKAS Tibor (SRB)

Team: CHN - China (red)

Head Coach: SHARSHUKOV Nikolay

S1 20 JI Yan Zhao			
1 WANG Wei			
S2 7 XU Jin Qiang +A		S3 24 ZHU Zhan Fu	
S5 17 SHEN Yi Feng	S4 8 WANG Zhi Dong	S6 23 CUI Yu Tao +C	
5 BAI Xue Song +A		22 HU Guang Jian	
30 QIU Dian Peng	28 TIAN Jin Tao	32 LI Hong Guan	
11 YU Jing			
15 SONG Xiao Dong	19 ZHANG Zheng	18 WANG Ju Jiang	

Team: GER - Germany (white)

Head Coach: POKORNY Andreas

S1 47 KUNST Simon			
22 MUEHLHANS Veit			
S2 6 RAEDLER Hugo +A		S3 69 SKLORZ Lucas	
S5 33 KUHLI-LAUENSTEIN Ingo	44 BRELAGE Jan Malte	S6 97 SCHRADER Felix	
52 PABST Robert			
3 DISVELD Bas +C	11 WOLFF Jacob	S4 8 RENNHACK Frank	
43 HERING Bernhard	77 WEDDE Joerg +A	83 PILZ Christian	

## Legend:

Sn Starting position

+A Assistant captain

+C Captain



WED 22 SEP 2021

Start Time 13:30

End Time 15:17

Round Robin, Game 14



## Game Summary

CHN - GER 10 - 2 (7 - 1, 1 - 0, 2 - 1)

Spectators	Referee	Linesmen
20	WEBINGER Kevin (CAN)	BEELEN Louis (NED) , FAZEKAS Tibor (SRB)

## Team Statistics

Period	Score	SVS	SOG	PIM	TPP	PPG	SHG
1	7 : 1	3 : 6	13 : 4	2 : 6	03:15 : 02:00	2 : 0	1 : 1
2	1 : 0	1 : 7	8 : 1	2 : 4	05:15 : 02:00	0 : 0	0 : 0
3	2 : 1	5 : 5	7 : 6	8 : 4	02:00 : 03:17	0 : 0	1 : 0
<b>Total</b>	<b>10 : 2</b>	<b>9 : 18</b>	<b>28 : 11</b>	<b>12 : 14</b>	<b>10:30 : 07:17</b>	<b>2 : 0</b>	<b>2 : 1</b>

## 1st Period

Action	Time	ET/Res	Team	Type	No.	Name	(G)	Name of Assistant(s) / Action Description
GK	00:00		CHN		20	JI YZ		- Goalkeeper in
GK	00:00		GER		47	KUNST S		- Goalkeeper in
Penalty	00:07	02:07	CHN	2 min.	23	CUI YT		- Interference
<b>Goal</b>	<b>01:56</b>	<b>1 : 0</b>	<b>CHN</b>	<b>SH1</b>	<b>17</b>	<b>SHEN YF</b>	(11)	24 ZHU ZF On Ice CHN 20 5 7 8 17 GER 47 3 43 52 69 77
Penalty	02:17	04:04	GER	2 min.	69	SKLORZ L		- Hooking
<b>Goal</b>	<b>02:48</b>	<b>1 : 1</b>	<b>GER</b>	<b>SH1</b>	<b>52</b>	<b>PABST R</b>	(1)	On Ice CHN 20 7 24 28 30 32 GER 47 6 8 33 52
<b>Goal</b>	<b>04:04</b>	<b>2 : 1</b>	<b>CHN</b>	<b>PP1</b>	<b>8</b>	<b>WANG ZD</b>	(5)	17 SHEN YF On Ice CHN 20 5 8 17 22 23 GER 47 3 6 8 52 *
<b>Goal</b>	<b>06:03</b>	<b>3 : 1</b>	<b>CHN</b>	<b>EQ</b>	<b>17</b>	<b>SHEN YF</b>	(12)	24 ZHU ZF On Ice CHN 20 7 8 17 23 24 GER 47 6 33 52 77 83
<b>Goal</b>	<b>06:21</b>	<b>4 : 1</b>	<b>CHN</b>	<b>EQ</b>	<b>23</b>	<b>CUI YT</b>	(8)	8 WANG ZD On Ice CHN 20 7 8 17 23 24 7 XU JQ GER 47 3 43 52 69 77
<b>Goal</b>	<b>10:47</b>	<b>5 : 1</b>	<b>CHN</b>	<b>EQ</b>	<b>8</b>	<b>WANG ZD</b>	(6)	17 SHEN YF On Ice CHN 20 5 8 17 22 23 GER 47 3 8 52 69 77
<b>Goal</b>	<b>10:56</b>	<b>6 : 1</b>	<b>CHN</b>	<b>EQ</b>	<b>17</b>	<b>SHEN YF</b>	(13)	8 WANG ZD On Ice CHN 20 5 8 17 22 23 GER 47 3 6 43 52 77
Penalty	13:32	14:23	GER	2 min.	8	RENNHACK F		- Teeing
Penalty	14:15	16:15	GER	2 min.	77	WEDDE J		- Roughing
<b>Goal</b>	<b>14:23</b>	<b>7 : 1</b>	<b>CHN</b>	<b>PP2</b>	<b>17</b>	<b>SHEN YF</b>	(14)	23 CUI YT On Ice CHN 20 7 8 17 23 24 24 ZHU ZF GER 47 3 52 69 *

## 2nd Period

Action	Time	ET/Res	Team	Type	No.	Name	(G)	Name of Assistant(s) / Action Description
<b>Goal</b>	<b>17:31</b>	<b>8 : 1</b>	<b>CHN</b>	<b>EQ</b>	<b>23</b>	<b>CUI YT</b>	(9)	8 WANG ZD On Ice CHN 20 8 17 22 23 24 17 SHEN YF GER 47 8 52 69 77 97
Penalty	18:10	20:10	CHN	2 min.	22	HU GJ		- Teeing
Penalty	21:00	23:00	GER	2 min.	43	HERING B		- Roughing
Penalty	23:52	25:52	GER	2 min.	77	WEDDE J		- Charging

## 3rd Period

Action	Time	ET/Res	Team	Type	No.	Name	(G)	Name of Assistant(s) / Action Description
<b>Goal</b>	<b>35:23</b>	<b>9 : 1</b>	<b>CHN</b>	<b>EQ</b>	<b>8</b>	<b>WANG ZD</b>	(7)	17 SHEN YF On Ice CHN 20 7 8 17 22 23 23 CUI YT GER 47 3 6 43 69 77
<b>Goal</b>	<b>35:42</b>	<b>9 : 2</b>	<b>GER</b>	<b>EQ</b>	<b>83</b>	<b>PILZ C</b>	(3)	On Ice CHN 20 5 22 28 30 32 GER 47 6 33 44 52 83
Penalty	36:27	38:27	CHN	2 min.	24	ZHU ZF		- Roughing
<b>Goal</b>	<b>36:46</b>	<b>10 : 2</b>	<b>CHN</b>	<b>SH1</b>	<b>8</b>	<b>WANG ZD</b>	(8)	17 SHEN YF On Ice CHN 20 7 8 17 22 GER 47 3 43 52 69 77
Penalty	40:27	42:27	GER	2 min.	33	KUHLI-LAUENSTEIN I		- Interference
Penalty	43:43	45:00	CHN	2 min.	22	HU GJ		- Teeing
Penalty	44:52	45:00	CHN	2 min.	15	SONG XD		- Charging / Served by: 11 YU J
Penalty	44:52	45:00	CHN	2 min.	15	SONG XD		- Roughing / start serving at 45:00
Penalty	44:52	45:00	GER	2 min.	69	SKLORZ L		- Roughing
GK	45:00		CHN					20 JI YZ - Goalkeeper out
GK	45:00		GER					47 KUNST S - Goalkeeper out





WED 22 SEP 2021

Start Time 13:30

End Time 15:17

Round Robin, Game 14



## Goalkeeper Records

Team : CHN - China

No.	Name	SOG	SVS	MIP
20	JI Yan Zhao	11	9	45:00
1	WANG Wei			

Team : GER - Germany

No.	Name	SOG	SVS	MIP
47	KUNST Simon	28	18	45:00
22	MUEHLHANS Veit			

## Game Statistics

Team : CHN (red)

Head Coach : SHARSHUKOV Nikolay

Head Coach : SHARSHUKOV Nikolay											Shots on Goal						
No.	Pos.	Name	Gen	G	A	P	PIM	FO+	FO-	FO+/-	FO%	1	2	3	OT	TS	+/-
7	D	XU Jin Qiang +A (BP)	M	0	1	1	0	0	0	0	0.00	0	0	0		0	+4
8	F	WANG Zhi Dong	M	4	3	7	0	15	3	12	83.33	3	1	4		8	+8
17	F	SHEN Yi Feng	M	4	5	9	0	0	0	0	0.00	4	1	0		5	+8
23	F	CUI Yu Tao +C	M	2	2	4	2	0	0	0	0.00	1	2	0		3	+6
24	D	ZHU Zhan Fu	M	0	3	3	2	0	0	0	0.00	0	2	0		2	+2
5	D	BAI Xue Song +A	M	0	0	0	0	0	0	0	0.00	0	0	1		1	+2
22	D	HU Guang Jian	M	0	0	0	4	1	0	1	100.00	1	0	0		1	+4
28	F	TIAN Jin Tao	M	0	0	0	0	6	11	-5	35.29	4	1	2		7	-2
30	F	QIU Dian Peng	M	0	0	0	0	0	0	0	0.00	0	0	0		0	-2
32	F	LI Hong Guan	M	0	0	0	0	0	0	0	0.00	0	0	0		0	-2
11	F	YU Jing	F	0	0	0	0	0	0	0	0.00	0	0	0		0	0
15	F	SONG Xiao Dong	M	0	0	0	4	0	0	0	0.00	0	0	0		0	0
18	F	WANG Ju Jiang	M	0	0	0	0	0	0	0	0.00	0	0	0		0	0
19	F	ZHANG Zheng	M	0	0	0	0	5	6	-1	45.45	0	1	0		1	0
1	GK	WANG Wei	M	0	0	0	0					0	0	0		0	
20	GK	JI Yan Zhao	M	0	0	0	0					0	0	0		0	
Total				10	14	24	12	27	20	7	57.45	13	8	7		28	

Team : GER (white)

Head Coach : POKORNY Andreas

Head Coach : POKORNY Andreas											Shots on Goal						
No.	Pos.	Name	Gen	G	A	P	PIM	FO+	FO-	FO+/-	FO%	1	2	3	OT	TS	+/-
6	D	RAEDLER Hugo +A	M	0	0	0	0	0	0	0	0.00	0	0	0		0	-1
33	F	KUHLI-LAUENSTEIN Ingo	M	0	0	0	2	0	0	0	0.00	0	0	2		2	+1
44	F	BRELAGE Jan Malte	M	0	0	0	0	0	0	0	0.00	0	0	0		0	+1
69	D	SKLORZ Lucas	M	0	0	0	4	0	0	0	0.00	1	1	0		2	-6
97	F	SCHRADER Felix	M	0	0	0	0	0	1	-1	0.00	2	0	0		2	-1
3	F	DISVELD Bas +C	M	0	0	0	0	1	3	-2	25.00	0	0	0		0	-6
8	F	RENNHACK Frank	M	0	0	0	2	11	13	-2	45.83	0	0	2		2	-1
11	F	WOLFF Jacob	M	0	0	0	0	0	0	0	0.00	0	0	0		0	0
52	D	PABST Robert (BP)	M	1	0	1	0	0	1	-1	0.00	1	0	0		1	-5
43	F	HERING Bernhard	M	0	0	0	2	8	9	-1	47.06	0	0	1		1	-5
77	F	WEDDE Joerg +A	M	0	0	0	4	0	0	0	0.00	0	0	0		0	-8
83	D	PILZ Christian	M	1	0	1	0	0	0	0	0.00	0	0	1		1	0
22	GK	MUEHLHANS Veit	M	0	0	0	0					0	0	0		0	
47	GK	KUNST Simon	M	0	0	0	0					0	0	0		0	
Total				2	0	2	14	20	27	-7	42.55	4	1	6		11	

## Round Robin

R	Team	GP	W	OTW	OTL	L	GDF	GF : GA	PTS
1	CHN	5	5	0	0	0	+59	61 : 2	15
2	GER	5	4	0	0	1	+27	39 : 12	12
3	SWE	4	2	0	0	2	+4	13 : 9	6
4	JPN	4	2	0	0	2	-4	18 : 22	6
5	FIN	5	1	0	0	4	-37	3 : 40	3
6	POL	5	0	0	0	5	-49	1 : 50	0

	CHN	FIN	GER	JPN	POL	SWE
CHN	*****	12:0	10:2	15:0	18:0	6:0
FIN	0:12	*****	1:13	0:8	2:1	0:6
GER	2:10	13:1	*****	7:0	14:0	3:1
JPN	0:15	8:0	0:7	*****	10:0	WED 22 SEP 17:00
POL	0:18	1:2	0:14	0:10	*****	0:6
SWE	0:6	6:0	1:3	WED 22 SEP 17:00	6:0	*****



Ostersund Arena

WED 22 SEP 2021

Start Time 13:30

End Time 15:17

Ice Hockey

Mixed

Round Robin, Game 14



**Legend:**

<b>(G)</b>	Goals in tournament	<b>*</b>	does not count for Plus/minus	<b>+/-</b>	Plus/minus net	<b>+A</b>	Assistant captain
<b>+C</b>	Captain	<b>A</b>	Assists	<b>D</b>	Defence	<b>EQ</b>	Equal strength
<b>ET/Res</b>	Penalty end time/Result of game	<b>F</b>	Female / Forward	<b>FO-</b>	Face-offs lost	<b>FO%</b>	Face-offs won as percentage
<b>FO+</b>	Face-offs won	<b>FO+/-</b>	Face-offs net	<b>G</b>	Goals	<b>GA</b>	Goals against
<b>GDF</b>	Goal difference	<b>Gen</b>	Gender	<b>GF</b>	Goals for	<b>GK</b>	Goalkeeper
<b>GP</b>	Games played	<b>L</b>	Losses	<b>M</b>	Male	<b>MIP</b>	Minutes in play (GK)
<b>No.</b>	Jersey number	<b>OT</b>	Overtime	<b>OTL</b>	Overtime losses	<b>OTW</b>	Overtime wins
<b>P</b>	Points	<b>PIM</b>	Penalties in minutes	<b>Pos.</b>	Position	<b>PP1</b>	Power play - 1 player
<b>PP2</b>	Power play - 2 players	<b>PPG</b>	Power play goals	<b>PTS</b>	Points	<b>R</b>	Rank
<b>SH1</b>	Shorthanded - 1 player	<b>SHG</b>	Shorthanded goals	<b>SOG</b>	Shots on goal	<b>SVS</b>	Saves
<b>TTP</b>	Time on power play	<b>TS</b>	Total shots	<b>W</b>	Wins		



Ostersund Arena

WED 22 SEP 2021

Start Time 13:30

Ice Hockey

Mixed

Round Robin, Game 14



## Shot Chart CHN - GER

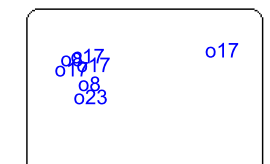
Shots by CHN

Goals (o): 7

SSP (<): 1

SSG (+): 6

SPG (-): 4



GK 47 of GER



Period: 1




Shots by GER

Goals (o): 1

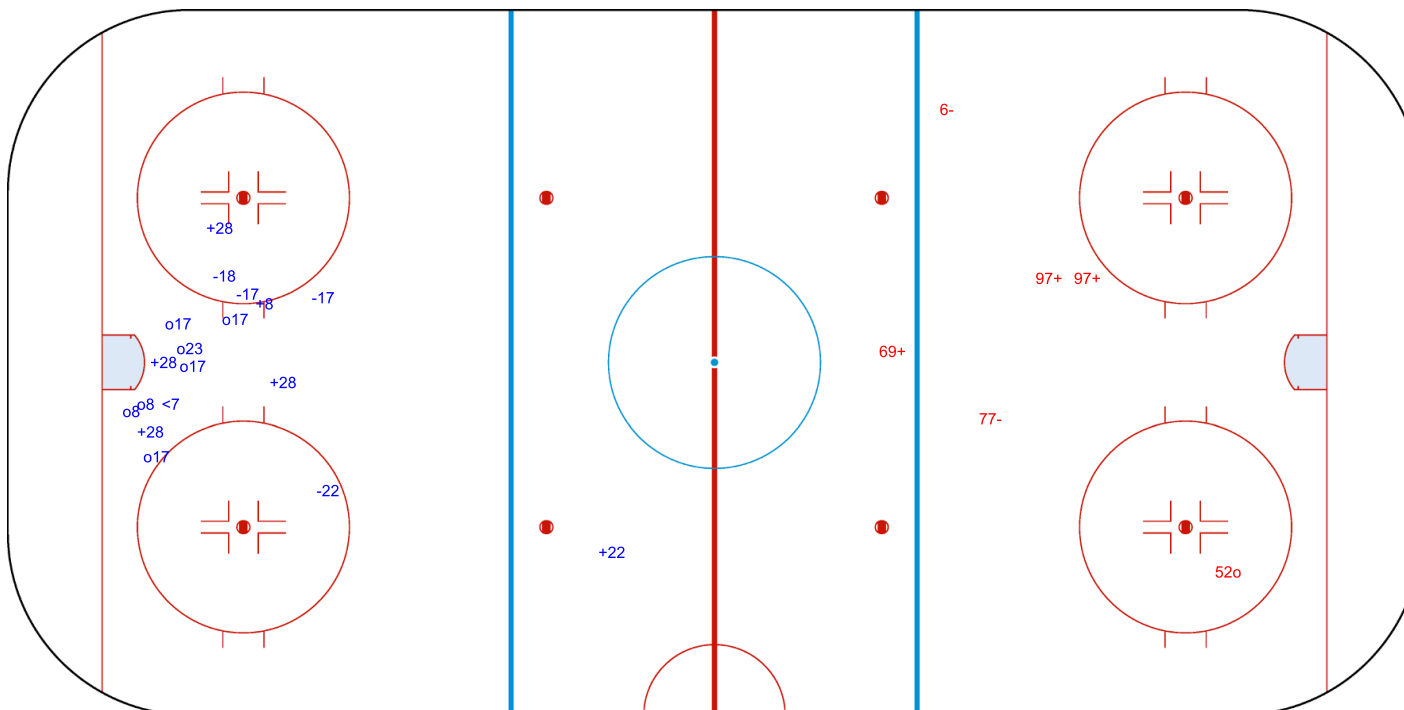
SSP (>): 0

SSG (+): 3

SPG (-): 2



GK 20 of CHN



### Legend:

GK

Goalkeeper

SPG

Shots past goal

SSG

Shots saved by goalkeeper


SSP

Shots saved by player



Shot Chart  
CHN - GER

Shots by GER  
Goals (o): 0  
SSP (<): 0  
SSG (+): 1  
SPG (-): 1



GK 20 of CHN



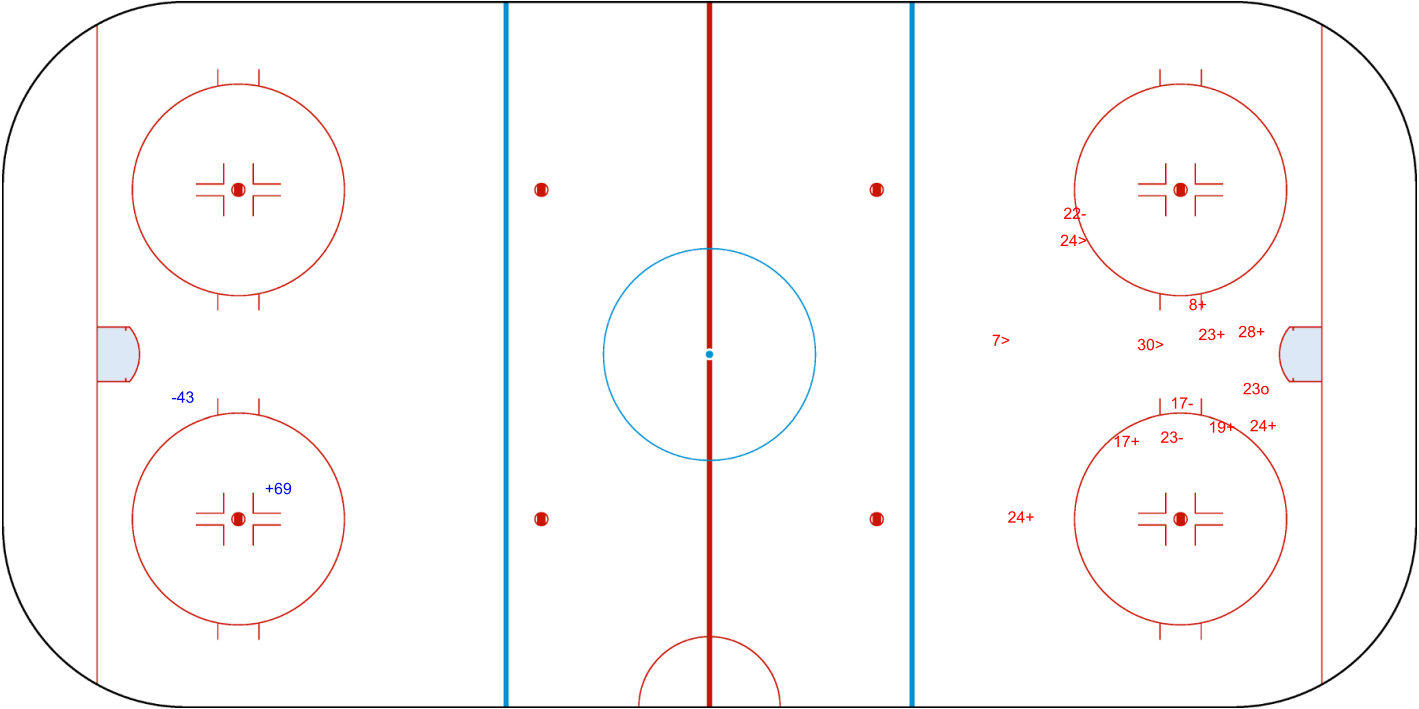
Period: 2



Shots by CHN  
Goals (o): 1  
SSP (>): 3  
SSG (+): 7  
SPG (-): 3



GK 47 of GER

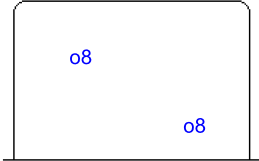


Legend:							
GK	Goalkeeper	SPG	Shots past goal	SSG	Shots saved by goalkeeper	SSP	Shots saved by player



Shot Chart  
CHN - GER

Shots by CHN  
Goals (o): 2  
SSP (-): 0  
SSG (+): 5  
SPG (-): 2



GK 47 of GER



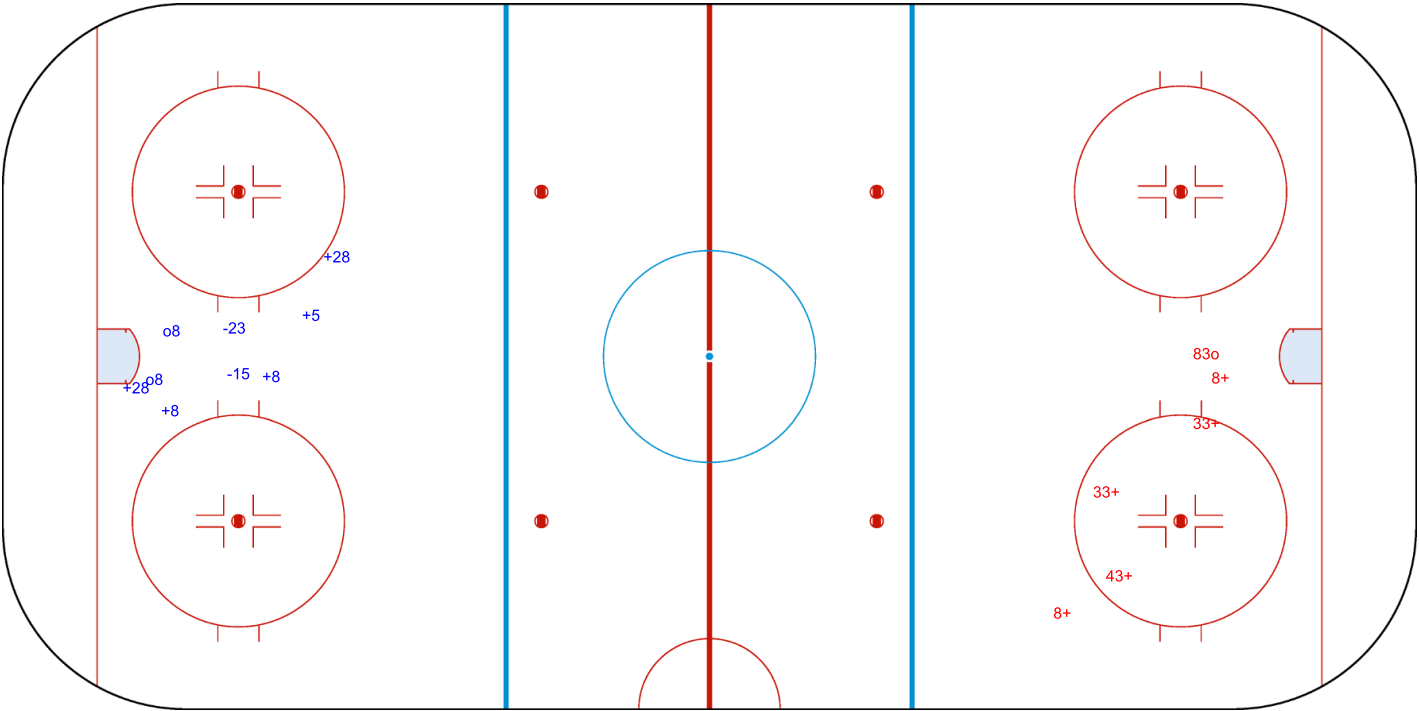
Period: 3



Shots by GER  
Goals (o): 1  
SSP (>): 0  
SSG (+): 5  
SPG (-): 0



GK 20 of CHN



Legend:					
GK	Goalkeeper	SPG	Shots past goal	SSG	Shots saved by goalkeeper
				SSP	Shots saved by player



## Face-off Chart

## CHN - GER

## PERIOD 1

Total wins / period	CHN		GER		CHN		GER		Total wins all zones
	Def. zone	Att. zone	Neutral zone		Att. zone	Def. zone			
	- 8	+ 8	+ 8	- 8	- 28	+ 8			
	- 28	+ 8	- 28	+ 43	+ 8	- 8			
	- 28	+ 8	+ 8	- 8	+ 8	- 43			
	- 28	+ 43	- 19	+ 43	+ 8	- 97			
			- 8	+ 43	+ 8	- 52			
			- 19	+ 8	+ 8	- 3			
			+ 8	- 43	+ 19	- 43			
			- 19	+ 43					
		+ 28	- 8						
		- 19	+ 43						

## PERIOD 2

Total wins / period	CHN		GER		CHN		GER		Total wins all zones
	Def. zone	Att. zone	Neutral zone		Att. zone	Def. zone			
	+ 28		- 8		+ 8		- 8		
					+ 8		- 8		
					- 8		+ 8		
					- 28		+ 43		
					- 19		+ 3		

## PERIOD 3

Total wins / period	CHN		GER		CHN		GER		Total wins all zones	
	Def. zone	Att. zone	Neutral zone		Att. zone	Def. zone				
	+ 22	- 43	+ 8	- 8	- 28	+ 8				
	+ 8	- 8	+ 19	- 8	+ 19	- 43				
	- 28	+ 8	+ 28	- 8	- 28	+ 8				
	+ 19	- 43	+ 19	- 43	- 19	+ 43				
		+ 28	- 8	+ 8	- 3					
				- 28	+ 8					
					</					

## TOTAL

Total wins / game	CHN	GER			CHN	GER	Total wins all zones	
	Def. zone	Att. zone	Neutral zone		Att. zone	Def. zone		
							CHN	GER
	4 / 44%	5 / 56%	13 / 65%	7 / 35%	10 / 56%	8 / 44%	27 / 57%	20 / 43%



# HEAD TO HEAD

		GER									
	No.	3	8	43	52	97	Tot	wins CHN	Dz	Nz	Az
CHN	8	2 - 0	8 - 2	3 - 1	1 - 0	1 - 0	18	15 83%	1 50%	6 86%	8 89%
	19	0 - 1	1 - 1	4 - 4			11	5 45%	1 100%	2 33%	2 50%
	22			1 - 0			1	1 100%	1 100%		
	28	1 - 0	4 - 8	1 - 3			17	6 35%	1 20%	5 71%	0 0%
	Tot	4	24	17	1	1	47	27 57%	4 44%	13 65%	10 56%
	wins GER	1 25%	11 46%	8 47%	0 0%	0 0%	20 43%				
	Dz	1 33%	5 63%	2 40%	0 0%	0 0%	8 44%				
	Nz	0 0%	2 20%	5 56%			7 35%				
	Az		4 67%	1 33%			5 56%				

## Legend:

**Az** Attacking zone      **Dz** Defending zone      **No.** Jersey number      **Nz** Neutral zone      **Tot** Total face-offs played



## Game Roster

## SWE - JPN

## Referee

DANIELSEN Kenneth (NOR)

## Linesmen

LEGA Simone (ITA) , VANEK Jan (CZE)

## Goalkeepers

Team: SWE

No.	Name	Gen	GP	MIP	GA	SVS	SOG	SVS%	GAA
5	NILSSON Ulf	M	4	146:33	9	49	58	84.48	2.76
22	SIREN Staffan	M	4	30:00	0	1	1	100.00	0.00

## Team Roster

Team: SWE (yellow)

No.	Pos.	Name	Gen	GP	G	A	PTS	PIM	+/-
3	D	INGVARSSON Niklas	M	4	3	4	7	4	+5
5	GK	NILSSON Ulf	M	4	0	0	0	0	
6	D	NILSSON Peter	M	4	2	2	4	0	+5
10	F	MENG Robin	M	4	5	4	9	4	+4
11	D	LUNDGREN Rasmus	M	4	1	4	5	2	+3
15	F	HEDBERG Christian	M	4	0	1	1	4	-2
18	F	OJALA Peter	M	4	0	1	1	2	+1
19	D	WISTRAND Anders	M	4	0	1	1	0	+2
22	GK	SIREN Staffan	M	4	0	0	0	0	
37	D	STRANDMARK Johan	M	4	0	0	0	4	+1
93	F	DICKSON GYLLSTEN Maximilian	M	4	2	4	6	6	+5

Head Coach: LAHTINEN Timo

Team: JPN

No.	Name	Gen	GP	MIP	GA	SVS	SOG	SVS%	GAA
39	NAGASE Mitsuru	M	4	119:52	12	26	38	68.42	4.51
41	ODAJIMA Osamu	M	4	60:08	10	17	27	62.96	7.48

Team: JPN (black)

No.	Pos.	Name	Gen	GP	G	A	PTS	PIM	+/-
1	F	KANEKO Mikio	M	4	0	0	0	4	-5
5	F	NIITSU Kazuyoshi	M	4	1	0	1	8	-2
8	F	ISHIKAWA Yudai	M	4	2	1	3	0	0
11	F	HAMAMOTO Masaya	M	1	0	0	0	0	-1
13	F	YOSHIKAWA Mamoru	M	4	3	4	7	4	+3
16	F	SHIBA Taimei	M	4	0	0	0	0	-5
24	D	SUDO Satoru	M	4	0	3	3	2	-3
25	D	MISAWA Eiji	M	4	0	3	3	2	-3
39	GK	NAGASE Mitsuru	M	4	0	0	0	0	
40	F	SHIOYA Yoshihiro	M	4	1	1	2	6	0
41	GK	ODAJIMA Osamu	M	4	0	0	0	0	
46	F	MASAHASHI Yukio	M	4	0	0	0	0	0
58	F	NAKAMURA Shunsuke	M	3	0	1	1	25	-1
70	F	KODAMA Nao	M	4	3	0	3	2	-3
72	D	NASU Norihiko	M	4	0	0	0	0	+3
96	D	KUMAGAI Masaharu	M	4	8	1	9	8	+3

Head Coach: NOBUTA Kenji

## Legend:

<b>A</b> Assists	<b>D</b> Defence	<b>F</b> Forward	<b>G</b> Goals
<b>GA</b> Goals against	<b>GAA</b> Goals against as average per 45 minutes	<b>Gen</b> Gender	<b>GK</b> Goalkeeper
<b>GP</b> Games played	<b>M</b> Male	<b>MIP</b> Minutes and seconds played	<b>No.</b> Jersey number
<b>PIM</b> Penalties in minutes	<b>Pos.</b> Position	<b>PTS</b> Points	<b>SOG</b> Shots on goal
<b>SVS</b> Saves	<b>SVS%</b> Saves in percentage	<b>+/-</b> Plus/minus net	





## Line-ups

## SWE - JPN

## Referee

DANIELSEN Kenneth (NOR)

## Linesmen

LEGA Simone (ITA) , VANEK Jan (CZE)

## Goalkeepers

Team: SWE

No.	Name	Gen
5	NILSSON Ulf	M
22	SIREN Staffan	M

## Team Line-ups

Team: SWE (yellow)

No.	Pos.	Name	Gen
3	D	INGVARSSON Niklas +A	M
6	D	NILSSON Peter +A	M
11	D	LUNDGREN Rasmus	M
10	F	MENG Robin	M
18	F	OJALA Peter +C	M
19	D	WISTRAND Anders	M
37	D	STRANDMARK Johan	M
15	F	HEDBERG Christian	M
93	F	DICKSON GYLLSTEN Maximilian	M

Head Coach: LAHTINEN Timo

Team: JPN

No.	Name	Gen
39	NAGASE Mitsuru	M
41	ODAJIMA Osamu	M

Team: JPN (black)

No.	Pos.	Name	Gen
96	D	KUMAGAI Masaharu +A	M
5	F	NIITSU Kazuyoshi	M
8	F	ISHIKAWA Yudai	M
13	F	YOSHIKAWA Mamoru	M
40	F	SHIOYA Yoshihiro +A	M
24	D	SUDO Satoru	M
25	D	MISAWA Eiji	M
16	F	SHIBA Taimei	M
58	F	NAKAMURA Shunsuke	M
70	F	KODAMA Nao +C	M
72	D	NASU Norihiko	M
1	F	KANEKO Mikio	M
46	F	MASAHASHI Yukio	M

Head Coach: NOBUTA Kenji

## NOT DRESSED:

11	F	HAMAMOTO Masaya	M
----	---	-----------------	---

## Legend:

<b>D</b>	Defence	<b>F</b>	Forward	<b>Gen</b>	Gender	<b>M</b>	Male
<b>No.</b>	Jersey number	<b>Pos.</b>	Position	<b>+A</b>	Assistant captain	<b>+C</b>	Captain



## Graphical Line-ups

## SWE - JPN

## Referee

DANIELSEN Kenneth (NOR)

## Linesmen

LEGA Simone (ITA) , VANEK Jan (CZE)

Team: SWE - Sweden (yellow)

Head Coach: LAHTINEN Timo

S1		5 NILSSON Ulf	
22 SIREN Staffan			
S2		3 INGVARSSON Niklas +A	S3
		6 NILSSON Peter +A	
S4	10 MENG Robin	S5	11 LUNDGREN Rasmus
		18 OJALA Peter +C	
15 HEDBERG Christian		37 STRANDMARK Johan	
93 DICKSON GYLLSTEN Maximilian		19 WISTRAND Anders	

Team: JPN - Japan (black)

Head Coach: NOBUTA Kenji

S1		39 NAGASE Mitsuru	
41 ODAJIMA Osamu			
S2		5 NIITSU Kazuyoshi	S3
		96 KUMAGAI Masaharu +A	
S4	8 ISHIKAWA Yudai	S5	13 YOSHIKAWA Mamoru
		S6	
		40 SHIOYA Yoshihiro +A	
24 SUDO Satoru		25 MISAWA Eiji	
16 SHIBA Taimei		58 NAKAMURA Shunsuke	
		70 KODAMA Nao +C	
72 NASU Norihiko			
1 KANEKO Mikio		46 MASAHASHI Yukio	

## Legend:

Sn Starting position

+A Assistant captain

+C Captain



WED 22 SEP 2021

Start Time 17:00

End Time 18:56

Round Robin, Game 15



## Game Summary

SWE - JPN 2 - 1 (0 - 0, 0 - 1, 1 - 0, 0 - 0, 1 - 0)

Spectators	Referee	Linesmen
100	DANIELSEN Kenneth (NOR)	LEGA Simone (ITA) , VANEK Jan (CZE)

## Team Statistics

Period	Score	SVS	SOG	PIM	TPP	PPG	SHG
1	0 : 0	3 : 7	7 : 3	0 : 4	02:54 : 00:00	0 : 0	0 : 0
2	0 : 1	5 : 3	3 : 6	2 : 2	03:06 : 00:13	0 : 1	0 : 0
3	1 : 0	2 : 3	4 : 2	0 : 4	02:10 : 00:00	1 : 0	0 : 0
OT	0 : 0	0 : 0	0 : 0	0 : 0	00:00 : 00:00	0 : 0	0 : 0
PSS	1 : 0	0 : 0	1 : 0	0 : 0	00:00 : 00:00	0 : 0	0 : 0
<b>Total</b>	<b>2 : 1</b>	<b>10 : 13</b>	<b>15 : 11</b>	<b>2 : 10</b>	<b>08:10 : 00:13</b>	<b>1 : 1</b>	<b>0 : 0</b>

## 1st Period

Action	Time	ET/Res	Team	Type	No.	Name	(G) Name of Assistant(s) / Action Description
GK	00:00		SWE		5	NILSSON U	- Goalkeeper in
GK	00:00		JPN		39	NAGASE M	- Goalkeeper in
Penalty	04:07	06:07	JPN	2 min.	40	SHIOYA Y	- Holding an opponent
Penalty	14:06	16:06	JPN	2 min.	96	KUMAGAI M	- Interference

## 2nd Period

Action	Time	ET/Res	Team	Type	No.	Name	(G) Name of Assistant(s) / Action Description
Penalty	19:13	19:26	SWE	2 min.	18	OJALA P	- Interference
<b>Goal</b>	<b>19:26</b>	<b>0 : 1</b>	<b>JPN</b>	<b>PP1</b>	<b>8</b>	<b>ISHIKAWA Y</b>	(3) 13 YOSHIKAWA M On Ice SWE 5 3 6 10 11 JPN 39 8 13 24 25 40 *
Penalty	20:40	22:40	JPN	2 min.	40	SHIOYA Y	- Interference

## 3rd Period

Action	Time	ET/Res	Team	Type	No.	Name	(G) Name of Assistant(s) / Action Description
Penalty	37:42	37:52	JPN	2 min.	13	YOSHIKAWA M	- Holding an opponent
<b>Goal</b>	<b>37:52</b>	<b>1 : 1</b>	<b>SWE</b>	<b>PP1</b>	<b>3</b>	<b>INGVARSSON N</b>	(4) 6 NILSSON P On Ice SWE 5 3 6 10 11 93 11 LUNDGREN R JPN 39 5 24 70 96 *
Penalty	41:32	43:32	JPN	2 min.	24	SUDO S	- Tripping
Time-out	41:32		SWE				

## Overtime

No game actions in this period

Action	Time	ET/Res	Team	Type	No.	Name	(G) Name of Assistant(s) / Action Description
GK	50:00		SWE				5 NILSSON U - Goalkeeper out
GK	50:00		JPN				39 NAGASE M - Goalkeeper out

## Penalty Shot Shootout

Action	Time	Result	Team	No.	Name	(G) Action Description
		0 : 0	SWE	6	NILSSON P	- Saved by goalie 39 NAGASE M (JPN) - on goal
		0 : 0	JPN	24	SUDO S	- Saved by goalie 5 NILSSON U (SWE) - on goal
		1 : 0	SWE	11	LUNDGREN R	- Scored 39 NAGASE M (JPN) - on goal
		0 : 0	JPN	96	KUMAGAI M	- Saved by goalie 5 NILSSON U (SWE) - on goal
		0 : 0	SWE	93	DICKSON GYLLSTEN M	- Saved by goalie 39 NAGASE M (JPN) - on goal
		0 : 0	JPN	13	YOSHIKAWA M	- Saved by goalie 5 NILSSON U (SWE) - on goal
GWG	50:00	1 : 0	SWE	11	LUNDGREN R	

## Goalkeeper Records

Team : SWE - Sweden

No.	Name	SOG	SVS	MIP
5	NILSSON UIF	11	10	50:00
22	SIREN Staffan			

Team : JPN - Japan

No.	Name	SOG	SVS	MIP
39	NAGASE Mitsuru	14	13	50:00
41	ODAJIMA Osamu			



WED 22 SEP 2021

Start Time 17:00

End Time 18:56

Round Robin, Game 15



## Game Statistics

Team : SWE (yellow)

Head Coach : LAHTINEN Timo

											Shots on Goal						+/-
No.	Pos.	Name	Gen	G	A	P	PIM	FO+	FO-	FO+/-	FO%	1	2	3	OT	TS	
3	D	INGVARSSON Niklas +A	M	1	0	1	0	10	5	5	66.67	2	2	1	0	5	0
6	D	NILSSON Peter +A	M	0	1	1	0	0	0	0	0.00	0	0	0	0	0	0
10	F	MENG Robin	M	0	0	0	0	0	0	0	0.00	2	0	0	0	2	0
11	D	LUNDGREN Rasmus	M	0	1	1	0	12	11	1	52.17	2	1	3	0	6	0
18	F	OJALA Peter +C	M	0	0	0	2	0	0	0	0.00	0	0	0	0	0	0
15	F	HEDBERG Christian	M	0	0	0	0	0	0	0	0.00	0	0	0	0	0	0
19	D	WISTRAND Anders	M	0	0	0	0	0	0	0	0.00	0	0	0	0	0	0
37	D	STRANDMARK Johan	M	0	0	0	0	0	0	0	0.00	0	0	0	0	0	0
93	F	DICKSON GYLLSTEN Maximilian	M	0	0	0	0	1	1	0	50.00	1	0	0	0	1	0
5	GK	NILSSON Ulf (BP)	M	0	0	0	0					0	0	0	0	0	
22	GK	SIREN Staffan	M	0	0	0	0					0	0	0	0	0	
<b>Total</b>				<b>2</b>	<b>2</b>	<b>4</b>	<b>2</b>	<b>23</b>	<b>17</b>	<b>6</b>	<b>57.50</b>	<b>7</b>	<b>3</b>	<b>4</b>	<b>1</b>	<b>15</b>	

Team : JPN (black)

Head Coach : NOBUTA Kenji

											Shots on Goal						+/-
No.	Pos.	Name	Gen	G	A	P	PIM	FO+	FO-	FO+/-	FO%	1	2	3	OT	TS	
5	F	NIITSU Kazuyoshi	M	0	0	0	0	0	0	0	0.00	0	1	1	0	2	0
8	F	ISHIKAWA Yudai	M	1	0	1	0	0	0	0	0.00	0	1	1	0	2	0
13	F	YOSHIKAWA Mamoru	M	0	1	1	2	9	14	-5	39.13	0	1	0	0	1	0
40	F	SHIOYA Yoshihiro +A	M	0	0	0	4	0	0	0	0.00	1	2	0	0	3	0
96	D	KUMAGAI Masaharu +A	M	0	0	0	2	0	0	0	0.00	1	1	0	0	2	0
16	F	SHIBA Taimei	M	0	0	0	0	0	0	0	0.00	0	0	0	0	0	0
24	D	SUDO Satoru	M	0	0	0	2	0	0	0	0.00	1	0	0	0	1	0
25	D	MISAWA Eiji	M	0	0	0	0	0	0	0	0.00	0	0	0	0	0	0
58	F	NAKAMURA Shunsuke	M	0	0	0	0	6	7	-1	46.15	0	0	0	0	0	0
70	F	KODAMA Nao +C	M	0	0	0	0	2	2	0	50.00	0	0	0	0	0	0
1	F	KANEKO Mikio	M	0	0	0	0	0	0	0	0.00	0	0	0	0	0	0
46	F	MASAHASHI Yukio	M	0	0	0	0	0	0	0	0.00	0	0	0	0	0	0
72	D	NASU Norihiko	M	0	0	0	0	0	0	0	0.00	0	0	0	0	0	0
39	GK	NAGASE Mitsuru (BP)	M	0	0	0	0					0	0	0	0	0	
41	GK	ODAJIMA Osamu	M	0	0	0	0					0	0	0	0	0	
<b>Total</b>				<b>1</b>	<b>1</b>	<b>2</b>	<b>10</b>	<b>17</b>	<b>23</b>	<b>-6</b>	<b>42.50</b>	<b>3</b>	<b>6</b>	<b>2</b>	<b>0</b>	<b>11</b>	

## Round Robin

R	Team	GP	W	OTW	OTL	L	GDF	GF : GA	PTS
1	CHN	5	5	0	0	0	+59	61 : 2	15
2	GER	5	4	0	0	1	+27	39 : 12	12
3	SWE	5	2	1	0	2	+5	15 : 10	8
4	JPN	5	2	0	1	2	-5	19 : 24	7
5	FIN	5	1	0	0	4	-37	3 : 40	3
6	POL	5	0	0	0	5	-49	1 : 50	0

	CHN	FIN	GER	JPN	POL	SWE
CHN	*****	12:0	10:2	15:0	18:0	6:0
FIN	0:12	*****	1:13	0:8	2:1	0:6
GER	2:10	13:1	*****	7:0	14:0	3:1
JPN	0:15	8:0	0:7	*****	10:0	1:2
POL	0:18	1:2	0:14	0:10	*****	0:6
SWE	0:6	6:0	1:3	2:1	6:0	*****

## Legend:

(G)	Goals in tournament	*	does not count for Plus/minus	+/-	Plus/minus net	+A	Assistant captain
+C	Captain	A	Assists	D	Defence	ET/Res	Penalty end time/Result of game
F	Forward	FO-	Face-offs lost	FO%	Face-offs won as percentage	FO+	Face-offs won
FO+/-	Face-offs net	G	Goals	GA	Goals against	GDF	Goal difference
Gen	Gender	GF	Goals for	GK	Goalkeeper	GP	Games played
GWG	Game winning goal	L	Losses	M	Male	MIP	Minutes in play (GK)
No.	Jersey number	OT	Overtime	OTL	Overtime losses	OTW	Overtime wins
P	Points	PIM	Penalties in minutes	Pos.	Position	PP1	Power play - 1 player
PPG	Power play goals	PSS	Penalty shot shootout	PTS	Points	R	Rank
SHG	Shorthanded goals	SOG	Shots on goal	SVS	Saves	TPP	Time on power play
TS	Total shots	W	Wins				



Shot Chart  
SWE - JPN

Shots by SWE  
Goals (o): 0  
SSP (<): 1  
SSG (+): 7  
SPG (-): 2



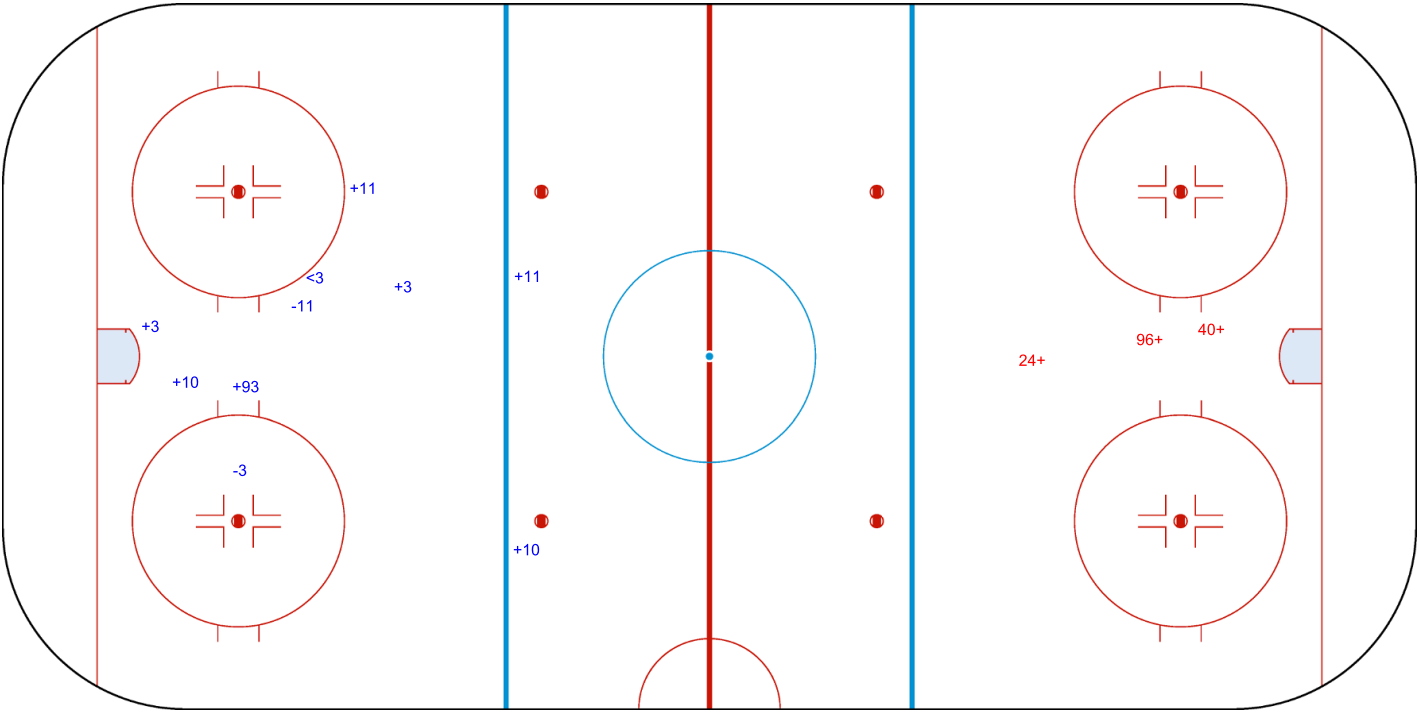
GK 39 of JPN

JPN      Period: 1      SWE

Shots by JPN  
Goals (o): 0  
SSP (>): 0  
SSG (+): 3  
SPG (-): 0



GK 5 of SWE



Legend:					
GK	Goalkeeper	SPG	Shots past goal	SSG	Shots saved by goalkeeper
				SSP	Shots saved by player



Ostersund Arena

WED 22 SEP 2021

Start Time 17:00

Ice Hockey

Mixed

Round Robin, Game 15



## Shot Chart SWE - JPN


Shots by JPN

Goals (o): 1

SSP (<): 1

SSG (+): 5

SPG (-): 1



GK 5 of SWE



Period: 2



Shots by SWE

Goals (o): 0

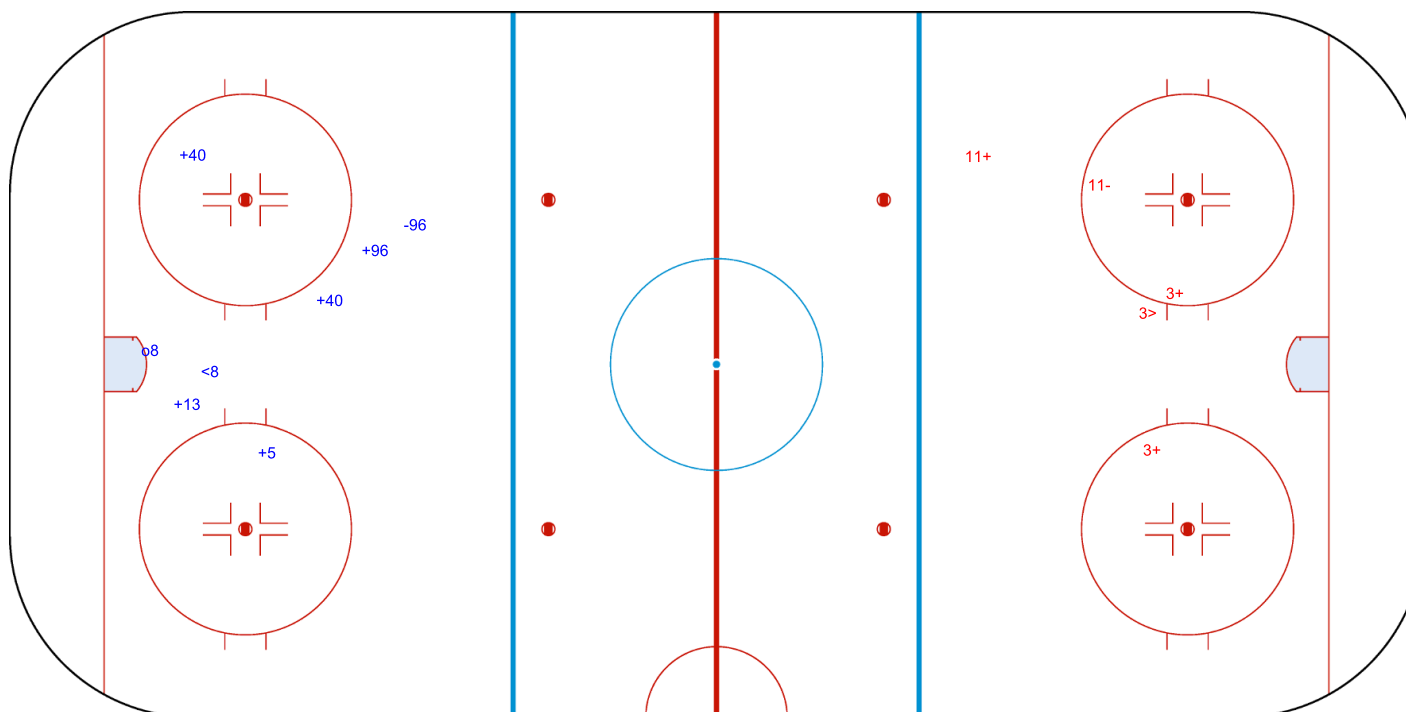
SSP (>): 1

SSG (+): 3

SPG (-): 1



GK 39 of JPN



### Legend:

GK

Goalkeeper

SPG

Shots past goal

SSG

Shots saved by goalkeeper


SSP

Shots saved by player



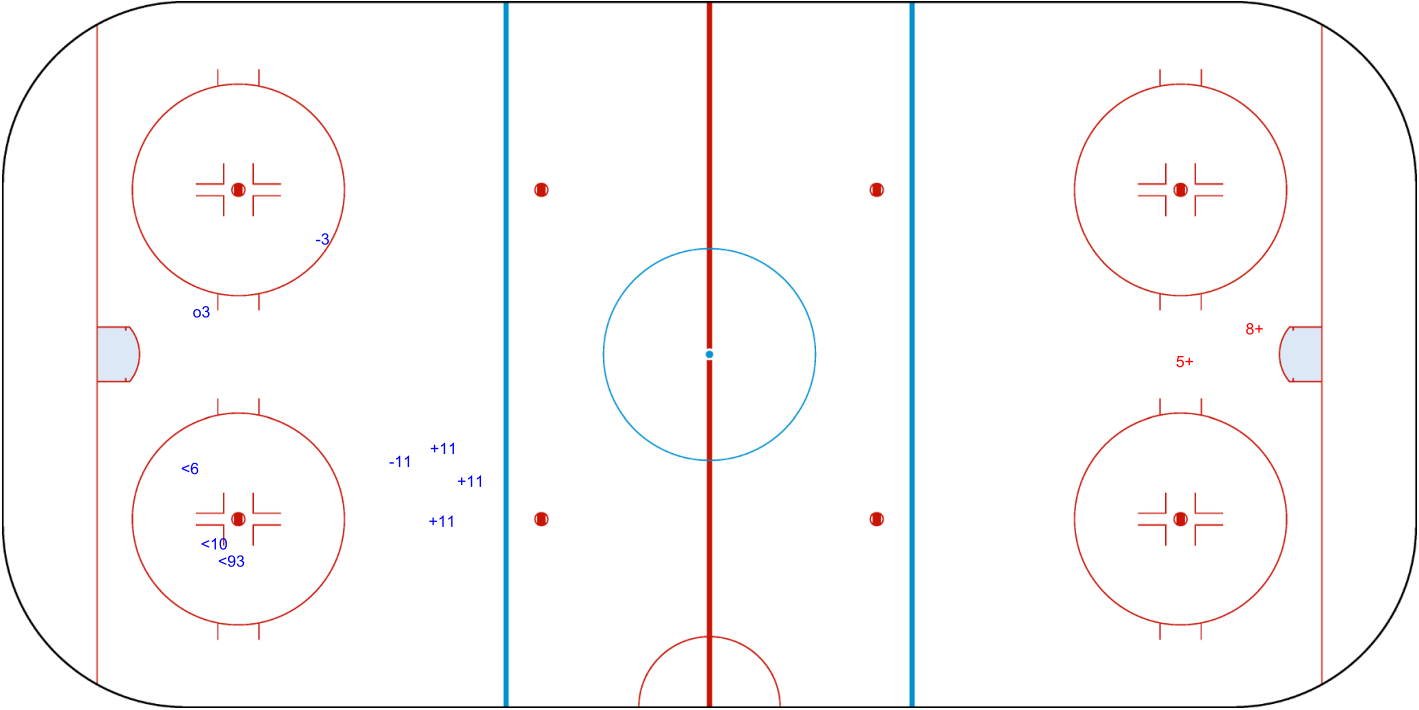
Shot Chart  
SWE - JPN

Shots by SWE  
Goals (o): 1  
SSP (<): 3  
SSG (+): 3  
SPG (-): 2



JPN      Period: 3      SWE

Shots by JPN  
Goals (o): 0  
SSP (>): 0  
SSG (+): 2  
SPG (-): 0




Legend:					
GK	Goalkeeper	SPG	Shots past goal	SSG	Shots saved by goalkeeper
				SSP	Shots saved by player



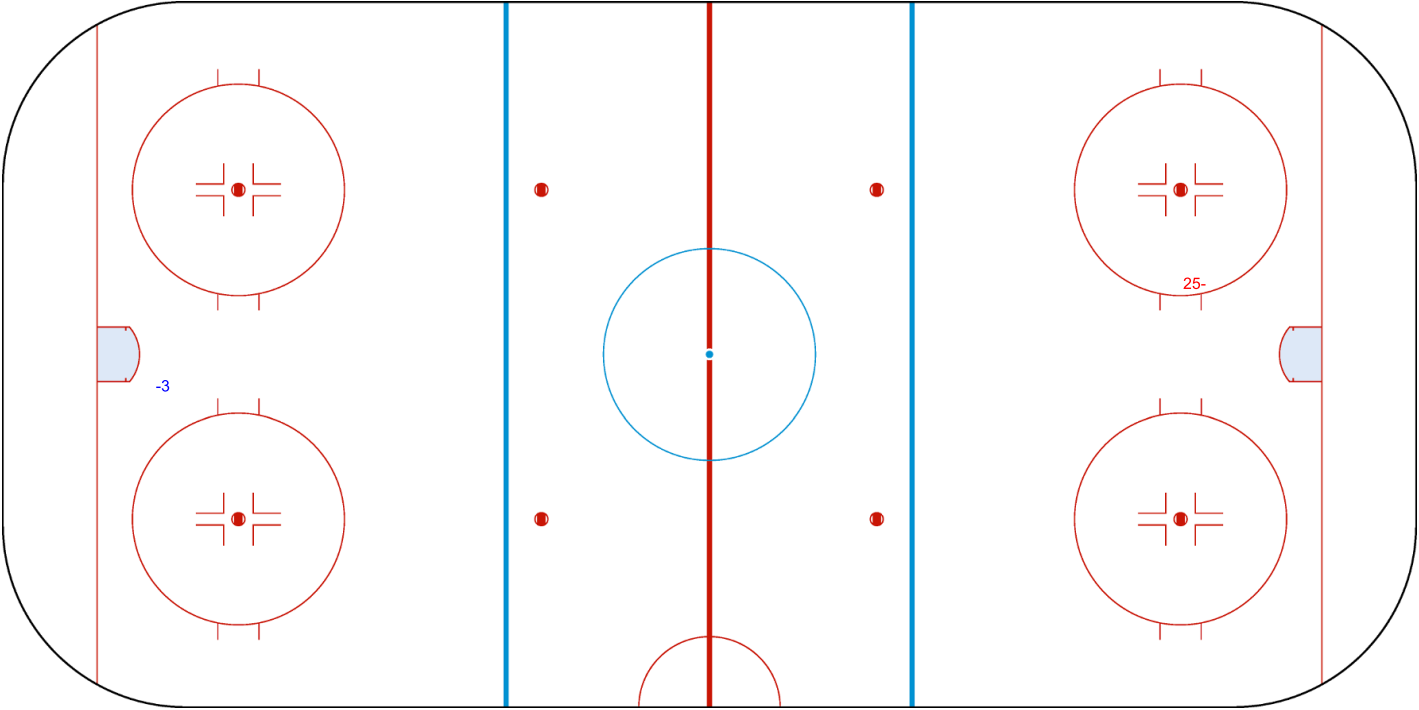
Shot Chart  
SWE - JPN

Shots by SWE  
Goals (o): 0  
SSP (<): 0  
SSG (+): 0  
SPG (-): 1



JPN → Overtime ← SWE

Shots by JPN  
Goals (o): 0  
SSP (>): 0  
SSG (+): 0  
SPG (-): 1



Legend:							
GK	Goalkeeper	SPG	Shots past goal	SSG	Shots saved by goalkeeper	SSP	Shots saved by player



## Face-off Chart

**SWE - JPN**

## PERIOD 1

Total wins / period	SWE		JPN		SWE		JPN		Total wins all zones		
	Def. zone		Att. zone		Att. zone		Def. zone				
	- 11		+ 13		+ 3		- 13				
	+ 11		- 13		- 3		+ 70				
	+ 11		- 13		- 3		+ 58				
	2 / 67%		1 / 33%		2 / 67%		1 / 33%		SWE 5 / 56%		JPN 4 / 44%

## PERIOD 2

Total wins / period	SWE		JPN		SWE		JPN		Total wins all zones
	Def. zone		Att. zone		Neutral zone				
	- 3		+ 13		- 11		+ 13		
	- 11		+ 13		+ 11		- 58		
	- 11		+ 58		- 11		+ 58		
	+ 11		- 58						
	- 11		+ 13						
	1 / 20%		4 / 80%		1 / 33%		2 / 67%		
	4 / 100%		0 / 0%		4 / 100%		0 / 0%		
	6 / 50%		6 / 50%		6 / 50%		6 / 50%		

### PERIOD 3

Total wins / period	SWE		JPN		SWE		JPN		Total wins all zones	
	Def. zone	Att. zone	Neutral zone		Att. zone	Def. zone				
	+ 11	- 58	- 11	+ 13	- 93	+ 58				
	+ 3	- 13	- 11	+ 13	+ 3	- 13				
	+ 3	- 13	+ 3	- 58	+ 3	- 13				
	+ 11	- 13	- 11	+ 58	+ 3	- 13				
	+ 11	- 58			+ 3	- 70				
					+ 3	- 58				
				- 3	+ 13					
				- 3	+ 70					
	5 / 100%	0 / 0%	1 / 25%	3 / 75%	5 / 63%	3 / 37%				
							SWE	JPN		
							11 / 65%	6 / 35%		

## OVERTIME

Total wins / period	<div>SWE</div> <div>Def. zone</div>		<div>JPN</div> <div>Att. zone</div>		<div>SWE</div> <div>Neutral zone</div>		<div>JPN</div> <div>Att. zone</div>		<div>SWE</div> <div>Def. zone</div>		<div>JPN</div> <div>Att. zone</div>		Total wins all zones	
					- 11		+ 13		+ 3		- 13			
					0 / 0%		1 / 100%		1 / 100%		0 / 0%			

## TOTAL

Total wins / game	SWE	JPN	SWE	JPN	SWE	JPN	Total wins	
	Def. zone	Att. zone	Neutral zone		Att. zone	Def. zone	all zones	
							SWE	JPN
	8 / 62%	5 / 38%	4 / 36%	7 / 64%	11 / 69%	5 / 31%	23 / 58%	17 / 42%



## HEAD TO HEAD

		JPN							
No.		13	58	70	Tot	wins SWE	Dz	Nz	Az
SWE	3	7 - 2	2 - 1	1 - 2	15	10 67%	2 67%	1 100%	7 64%
	11	7 - 7	4 - 4	1 - 0	23	12 52%	6 60%	3 30%	3 100%
	93		1 - 1		2	1 50%			1 50%
Tot		23	13	4	40	23 58%	8 62%	4 36%	11 69%
wins JPN		9 39%	6 46%	2 50%	17 42%				
Dz		1 13%	2 50%	2 50%	5 31%				
Nz		4 67%	3 60%		7 64%				
Az		4 44%	1 25%		5 38%				

## Legend:

**Az** Attacking zone      **Dz** Defending zone      **No.** Jersey number      **Nz** Neutral zone      **Tot** Total face-offs played



## Team Statistics

As of WED 22 SEP 2021

Including Game #15

## Scoring Efficiency

(Ranked by highest SG% / highest GP)

R Team	GP	GF	SSG	SOG	SG%
1 CHN	5	61	129	190	<b>32.11</b>
2 GER	5	39	111	150	<b>26.00</b>
3 SWE	5	15	59	74	<b>20.27</b>
4 JPN	5	19	79	98	<b>19.39</b>
5 FIN	5	3	20	23	<b>13.04</b>
6 POL	5	1	14	15	<b>6.67</b>

## Power Play

(Ranked by highest PP% / highest GP)

R Team	GP	ADV	PPGF	PP%	TPP	M:S
1 CHN	5	19	7	<b>36.84</b>	26:52	03:50
2 JPN	5	9	3	<b>33.33</b>	13:59	04:39
3 GER	5	14	2	<b>14.29</b>	23:46	11:53
4 SWE	5	11	1	<b>9.09</b>	19:40	19:40
5 POL	5	13	1	<b>7.69</b>	29:56	29:56
6 FIN	5	12	0	<b>0.00</b>	23:39	00:00

## Penalty Killing

(Ranked by highest PK% / highest GP)

R Team	GP	DVG	PPGA	PK%	TSH	M:S
1 CHN	5	13	0	<b>100.00</b>	23:49	00:00
2 GER	5	14	2	<b>85.71</b>	26:35	13:17
2 SWE	5	14	2	<b>85.71</b>	20:10	10:05
4 JPN	5	23	5	<b>78.26</b>	43:27	08:41
5 POL	5	4	1	<b>75.00</b>	06:50	06:50
6 FIN	5	10	4	<b>60.00</b>	17:01	04:15

## Goalkeeping

(Ranked by highest SVS%)

R Team	GP	GA	SVS	SOG	SVS%	GAA	SHGA	PPGA	SO	ENG
1 CHN	5	2	14	16	<b>87.50</b>	0.40	1	0	4	0
2 SWE	5	10	60	70	<b>85.71</b>	1.99	2	2	2	0
3 GER	5	12	37	49	<b>75.51</b>	2.40	2	2	2	0
4 FIN	5	40	116	156	<b>74.36</b>	8.00	4	4	0	0
5 POL	5	50	129	179	<b>72.07</b>	10.00	7	1	0	0
6 JPN	5	24	56	80	<b>70.00</b>	4.70	2	5	2	0

## Shorthanded Goals

(Ranked by highest NET / lowest GP)

R Team	GP	SHGF	SHGA	NET
1 CHN	5	8	1	<b>+7</b>
2 JPN	5	5	2	<b>+3</b>
3 GER	5	3	2	<b>+1</b>
4 SWE	5	2	2	<b>0</b>
5 FIN	5	0	4	<b>-4</b>
6 POL	5	0	7	<b>-7</b>

## Penalties

(Ranked by highest PIM)

R Team	GP	2	5	10	GM	MP	PIM	PAVG
1 JPN	5	24	1	0	1	0	<b>73</b>	14:00
2 CHN	5	16	0	0	0	0	<b>32</b>	6:00
2 GER	5	16	0	0	0	0	<b>32</b>	6:00
4 SWE	5	14	0	0	0	0	<b>28</b>	5:00
5 FIN	5	11	0	0	0	0	<b>22</b>	4:00
6 POL	5	4	0	0	0	0	<b>8</b>	1:00

## Attendance

(Ranked by highest average attendance)

R Team	GP	Spect	AVG
1 SWE	5	460	<b>92</b>
2 FIN	5	250	<b>50</b>
3 CHN	5	140	<b>28</b>
3 GER	5	140	<b>28</b>
5 JPN	5	130	<b>26</b>
6 POL	5	40	<b>8</b>
<b>Total</b>	15	580	38

## Legend:

<b>2</b>	Two (2) minute penalties	<b>5</b>	Five (5) minute penalties	<b>10</b>	Ten (10) minute penalties
<b>ADV</b>	Advantage (times on power play)	<b>AVG</b>	Average	<b>DVG</b>	Disadvantage (number of times shorthanded)
<b>ENG</b>	Empty net goals	<b>GA</b>	Goals against	<b>GAA</b>	Goals against as average per 45 minutes
<b>GF</b>	Goals for	<b>GM</b>	Game misconducts	<b>GP</b>	Number of games played
<b>MP</b>	Match penalties	<b>M:S</b>	Average time in min. and sec.	<b>NET</b>	SHGF - SHGA
<b>PAVG</b>	PIM in average	<b>PIM</b>	Penalties in minutes	<b>PK%</b>	Penalty killing percentage
<b>PPGA</b>	Power play goals against	<b>PPGF</b>	Power play goals for	<b>PP%</b>	Power play eff. as percentage
<b>R</b>	Ranking	<b>SG%</b>	Percentage of goals from total shots	<b>SHGA</b>	Shorthanded goals against
<b>SHGF</b>	Shorthanded goals for	<b>SO</b>	Shutouts	<b>SOG</b>	Shots on goal
<b>Spect</b>	Spectators	<b>SSG</b>	Shots saved by goalkeeper	<b>SVS</b>	Saves
<b>SVS%</b>	SVS as percentage of total SOG	<b>TPP</b>	Time of power play	<b>TSH</b>	Time shorthanded in min. and sec.



## Player Statistics by Team

As of WED 22 SEP 2021

Including Game #14

## CHN - China

## Playing Statistics

No.	Name	Gen	Pos.	GP	G	A	PTS	PIM	+/-	GWG	PPG	SHG	SOG	SG%
1	WANG Wei	M	GK	5	0	1	1	0		0	0	0	0	0.00
5	BAI Xue Song	M	D	4	2	4	6	0	+15	0	0	0	9	22.22
7	XU Jin Qiang	M	D	5	2	7	9	0	+32	0	1	0	11	18.18
8	WANG Zhi Dong	M	F	5	8	13	21	2	+28	0	2	1	34	23.53
10	LI Zhen Yang	M	D	1	0	0	0	0	+1	0	0	0	2	0.00
11	YU Jing	F	F	5	0	0	0	0	+1	0	0	0	0	0.00
12	CHE Hang	M	F	1	0	0	0	0	+2	0	0	0	3	0.00
15	SONG Xiao Dong	M	F	5	3	4	7	4	+10	1	2	0	14	21.43
17	SHEN Yi Feng	M	F	5	14	12	26	4	+28	2	1	4	31	45.16
18	WANG Ju Jiang	M	F	5	2	2	4	4	+7	0	0	0	8	25.00
19	ZHANG Zheng	M	F	5	1	6	7	0	+9	0	0	0	6	16.67
20	JI Yan Zhao	M	GK	5	0	0	0	2		0	0	0	0	0.00
22	HU Guang Jian	M	D	4	3	1	4	6	+17	0	0	0	9	33.33
23	CUI Yu Tao	M	F	5	9	7	16	2	+24	0	1	0	12	75.00
24	ZHU Zhan Fu	M	D	5	4	6	10	2	+32	0	0	1	8	50.00
28	TIAN Jin Tao	M	F	5	5	5	10	0	+18	1	0	1	23	21.74
30	QIU Dian Peng	M	F	5	0	7	7	2	+13	0	0	0	3	0.00
32	LI Hong Guan	M	F	5	8	0	8	4	+14	1	0	1	17	47.06

## Goalkeeping Statistics

No.	Name	Gen	GPT	GKD	GPI	MIP	MIP%	GA	SVS	SOG	SVS%	GAA	SO	W	L
1	WANG Wei	M	5	5	2	60:00	26.67	0	1	1	100.00	0.00	1	2	0
20	JI Yan Zhao	M	5	5	4	165:00	73.33	2	13	15	86.67	0.55	2	3	0

## Legend:

<b>A</b> Assists	<b>D</b> Defence	<b>F</b> Female / Forward
<b>G</b> Goals	<b>GA</b> Goals against	<b>GAA</b> Goals against as average per 45 minutes
<b>Gen</b> Gender	<b>GK</b> Goalkeeper	<b>GKD</b> Goalkeeper dressed
<b>GP</b> Number of games played	<b>GPI</b> Games played in	<b>GPT</b> Number of games played by team
<b>GWG</b> Game winning goals	<b>L</b> Number of games lost	<b>M</b> Male
<b>MIP</b> Minutes and seconds played	<b>MIP%</b> MIP as percentage	<b>No.</b> Jersey number
<b>PIM</b> Penalties in minutes	<b>Pos.</b> Position on team	<b>PPG</b> Power play goals
<b>PTS</b> Points	<b>SG%</b> Percentage of goals from total shots	<b>SHG</b> Shorthanded goals
<b>SO</b> Shutouts	<b>SOG</b> Shots on goal	<b>SVS</b> Saves
<b>SVS%</b> SVS as percentage of total SOG	<b>W</b> Number of games won	<b>+/-</b> Plus/minus net



## Player Statistics by Team

As of WED 22 SEP 2021

Including Game #13

## FIN - Finland

## Playing Statistics

No.	Name	Gen	Pos.	GP	G	A	PTS	PIM	+/-	GWG	PPG	SHG	SOG	SG%
5	HEIKKILA Pasi	M	GK	5	0	0	0	0		0	0	0	0	0.00
6	VESIKANSA Markku	M	F	5	1	2	3	4	-14	1	0	0	4	25.00
8	ROPONEN Jani	M	D	5	0	0	0	8	-28	0	0	0	3	0.00
12	PAKARINEN Lasse	M	D	5	0	0	0	4	-22	0	0	0	1	0.00
13	HIRVELA Markku	M	F	5	0	0	0	2	-20	0	0	0	4	0.00
15	KURKI Leevi	M	D	5	0	0	0	0	-6	0	0	0	0	0.00
17	KANGASTIE Harri	M	F	5	1	1	2	2	-13	0	0	0	4	25.00
25	HIMANEN Juhamatti	M	D	5	0	0	0	2	-15	0	0	0	1	0.00
26	ROVIO Eemi	M	F	5	1	1	2	0	-13	0	0	0	4	25.00
35	KARKO Timo	M	GK	5	0	0	0	0		0	0	0	0	0.00
36	LEHTO Markus	M	F	3	0	0	0	0	-18	0	0	0	1	0.00
97	SILEN Niko	M	F	5	0	0	0	0	-16	0	0	0	1	0.00

## Goalkeeping Statistics

No.	Name	Gen	GPT	GKD	GPI	MIP	MIP%	GA	SVS	SOG	SVS%	GAA	SO	W	L
5	HEIKKILA Pasi	M	5	5	1	15:00	6.67	1	9	10	90.00	3.00	0	0	0
35	KARKO Timo	M	5	5	5	210:00	93.33	39	107	146	73.29	8.36	0	1	4

## Legend:

<b>A</b> Assists	<b>D</b> Defence	<b>F</b> Forward
<b>G</b> Goals	<b>GA</b> Goals against	<b>GAA</b> Goals against as average per 45 minutes
<b>Gen</b> Gender	<b>GK</b> Goalkeeper	<b>GKD</b> Goalkeeper dressed
<b>GP</b> Number of games played	<b>GPI</b> Games played in	<b>GPT</b> Number of games played by team
<b>GWG</b> Game winning goals	<b>L</b> Number of games lost	<b>M</b> Male
<b>MIP</b> Minutes and seconds played	<b>MIP%</b> MIP as percentage	<b>No.</b> Jersey number
<b>PIM</b> Penalties in minutes	<b>Pos.</b> Position on team	<b>PPG</b> Power play goals
<b>PTS</b> Points	<b>SG%</b> Percentage of goals from total shots	<b>SHG</b> Shorthanded goals
<b>SO</b> Shutouts	<b>SOG</b> Shots on goal	<b>SVS</b> Saves
<b>SVS%</b> SVS as percentage of total SOG	<b>W</b> Number of games won	<b>+/-</b> Plus/minus net



## Player Statistics by Team

As of WED 22 SEP 2021

Including Game #14

### GER - Germany

#### Playing Statistics

No.	Name	Gen	Pos.	GP	G	A	PTS	PIM	+/-	GWG	PPG	SHG	SOG	SG%
3	DISVELD Bas	M	F	5	5	0	5	0	+6	2	0	0	14	35.71
6	RAEDLER Hugo	M	D	5	1	3	4	2	+7	0	0	0	4	25.00
8	RENNHACK Frank	M	F	5	2	6	8	4	+16	0	0	0	17	11.76
11	WOLFF Jacob	M	F	5	1	1	2	0	+8	0	0	0	3	33.33
22	MUEHLHANS Veit	M	GK	5	0	0	0	0		0	0	0	0	0.00
33	KUHLI-LAUENSTEIN Ingo	M	F	5	2	5	7	4	+16	0	0	0	14	14.29
43	HERING Bernhard	M	F	5	6	3	9	2	+7	1	1	1	18	33.33
44	BRELAGE Jan Malte	M	F	3	0	3	3	0	+12	0	0	0	4	0.00
47	KUNST Simon	M	GK	5	0	0	0	0		0	0	0	0	0.00
52	PABST Robert	M	D	5	1	5	6	2	+15	0	0	1	13	7.69
69	SKLORZ Lucas	M	D	5	4	7	11	8	+20	1	0	0	14	28.57
77	WEDDE Joerg	M	F	5	1	5	6	4	+3	0	1	0	12	8.33
83	PILZ Christian	M	D	5	3	0	3	2	+7	0	0	0	10	30.00
97	SCHRADER Felix	M	F	5	13	3	16	2	+15	0	0	1	27	48.15

#### Goalkeeping Statistics

No.	Name	Gen	GPT	GKD	GPI	MIP	MIP%	GA	SVS	SOG	SVS%	GAA	SO	W	L
22	MUEHLHANS Veit	M	5	5	2	60:00	26.67	1	2	3	66.67	0.75	0	0	0
47	KUNST Simon	M	5	5	5	165:00	73.33	11	35	46	76.09	3.00	1	4	1

#### Legend:

<b>A</b> Assists	<b>D</b> Defence	<b>F</b> Forward
<b>G</b> Goals	<b>GA</b> Goals against	<b>GAA</b> Goals against as average per 45 minutes
<b>Gen</b> Gender	<b>GK</b> Goalkeeper	<b>GKD</b> Goalkeeper dressed
<b>GP</b> Number of games played	<b>GPI</b> Games played in	<b>GPT</b> Number of games played by team
<b>GWG</b> Game winning goals	<b>L</b> Number of games lost	<b>M</b> Male
<b>MIP</b> Minutes and seconds played	<b>MIP%</b> MIP as percentage	<b>No.</b> Jersey number
<b>PIM</b> Penalties in minutes	<b>Pos.</b> Position on team	<b>PPG</b> Power play goals
<b>PTS</b> Points	<b>SG%</b> Percentage of goals from total shots	<b>SHG</b> Shorthanded goals
<b>SO</b> Shutouts	<b>SOG</b> Shots on goal	<b>SVS</b> Saves
<b>SVS%</b> SVS as percentage of total SOG	<b>W</b> Number of games won	<b>+/-</b> Plus/minus net



## Player Statistics by Team

As of WED 22 SEP 2021

Including Game #15

## JPN - Japan

## Playing Statistics

No.	Name	Gen	Pos.	GP	G	A	PTS	PIM	+/-	GWG	PPG	SHG	SOG	SG%
1	KANEKO Mikio	M	F	5	0	0	0	4	-5	0	0	0	1	0.00
5	NIITSU Kazuyoshi	M	F	5	1	0	1	8	-2	0	0	0	4	25.00
8	ISHIKAWA Yudai	M	F	5	3	1	4	0	0	1	1	1	9	33.33
11	HAMAMOTO Masaya	M	F	1	0	0	0	0	-1	0	0	0	0	0.00
13	YOSHIKAWA Mamoru	M	F	5	3	5	8	6	+3	0	1	0	12	25.00
16	SHIBA Taimei	M	F	5	0	0	0	0	-5	0	0	0	2	0.00
24	SUDO Satoru	M	D	5	0	3	3	4	-3	0	0	0	6	0.00
25	MISAWA Eiji	M	D	5	0	3	3	2	-3	0	0	0	6	0.00
39	NAGASE Mitsuru	M	GK	5	0	0	0	0		0	0	0	0	0.00
40	SHIOYA Yoshihiro	M	F	5	1	1	2	10	0	0	0	0	13	7.69
41	ODAJIMA Osamu	M	GK	5	0	0	0	0		0	0	0	0	0.00
46	MASAHASHI Yukio	M	F	5	0	0	0	0	0	0	0	0	0	0.00
58	NAKAMURA Shunsuke	M	F	4	0	1	1	25	-1	0	0	0	4	0.00
70	KODAMA Nao	M	F	5	3	0	3	2	-3	1	1	1	8	37.50
72	NASU Norihiko	M	D	5	0	0	0	0	+3	0	0	0	1	0.00
96	KUMAGAI Masaharu	M	D	5	8	1	9	10	+3	0	0	3	32	25.00

## Goalkeeping Statistics

No.	Name	Gen	GPT	GKD	GPI	MIP	MIP%	GA	SVS	SOG	SVS%	GAA	SO	W	L
39	NAGASE Mitsuru	M	5	5	5	169:52	73.86	13	39	52	75.00	3.44	0	2	2
41	ODAJIMA Osamu	M	5	5	3	60:08	26.14	10	17	27	62.96	7.48	0	0	0

## Legend:

<b>A</b> Assists	<b>D</b> Defence	<b>F</b> Forward
<b>G</b> Goals	<b>GA</b> Goals against	<b>GAA</b> Goals against as average per 45 minutes
<b>Gen</b> Gender	<b>GK</b> Goalkeeper	<b>GKD</b> Goalkeeper dressed
<b>GP</b> Number of games played	<b>GPI</b> Games played in	<b>GPT</b> Number of games played by team
<b>GWG</b> Game winning goals	<b>L</b> Number of games lost	<b>M</b> Male
<b>MIP</b> Minutes and seconds played	<b>MIP%</b> MIP as percentage	<b>No.</b> Jersey number
<b>PIM</b> Penalties in minutes	<b>Pos.</b> Position on team	<b>PPG</b> Power play goals
<b>PTS</b> Points	<b>SG%</b> Percentage of goals from total shots	<b>SHG</b> Shorthanded goals
<b>SO</b> Shutouts	<b>SOG</b> Shots on goal	<b>SVS</b> Saves
<b>SVS%</b> SVS as percentage of total SOG	<b>W</b> Number of games won	<b>+/-</b> Plus/minus net



## Player Statistics by Team

As of WED 22 SEP 2021

Including Game #13

## POL - Poland

## Playing Statistics

No.	Name	Gen	Pos.	GP	G	A	PTS	PIM	+/-	GWG	PPG	SHG	SOG	SG%
4	FLIS Sylwester	M	D	3	1	0	1	0	-26	0	1	0	4	25.00
10	KARTOSZ Sebastian	M	D	5	0	1	1	2	-37	0	0	0	5	0.00
16	DRAPALA Radoslaw	M	D	5	0	0	0	2	-27	0	0	0	1	0.00
18	HAK Szymon	M	F	5	0	1	1	0	-33	0	0	0	3	0.00
20	SEKULSKI Krzysztof	M	GK	5	0	0	0	0		0	0	0	0	0.00
21	ZGORZYNSKI Kamil	M	GK	5	0	0	0	0		0	0	0	0	0.00
28	ZIELINSKI Mariusz	M	F	5	0	0	0	0	-22	0	0	0	0	0.00
68	MURAWSKI Mateusz	M	F	5	0	0	0	4	-44	0	0	0	2	0.00
77	CIULA Lukasz	M	F	5	0	0	0	0	-26	0	0	0	0	0.00
87	HEBDA Marcin	M	F	5	0	0	0	0	-30	0	0	0	0	0.00

## Goalkeeping Statistics

No.	Name	Gen	GPT	GKD	GPI	MIP	MIP%	GA	SVS	SOG	SVS%	GAA	SO	W	L
20	SEKULSKI Krzysztof	M	5	5	1	45:00	20.00	14	29	43	67.44	14.00	0	0	1
21	ZGORZYNSKI Kamil	M	5	5	4	180:00	80.00	36	100	136	73.53	9.00	0	0	4

## Legend:

<b>A</b> Assists	<b>D</b> Defence	<b>F</b> Forward
<b>G</b> Goals	<b>GA</b> Goals against	<b>GAA</b> Goals against as average per 45 minutes
<b>Gen</b> Gender	<b>GK</b> Goalkeeper	<b>GKD</b> Goalkeeper dressed
<b>GP</b> Number of games played	<b>GPI</b> Games played in	<b>GPT</b> Number of games played by team
<b>GWG</b> Game winning goals	<b>L</b> Number of games lost	<b>M</b> Male
<b>MIP</b> Minutes and seconds played	<b>MIP%</b> MIP as percentage	<b>No.</b> Jersey number
<b>PIM</b> Penalties in minutes	<b>Pos.</b> Position on team	<b>PPG</b> Power play goals
<b>PTS</b> Points	<b>SG%</b> Percentage of goals from total shots	<b>SHG</b> Shorthanded goals
<b>SO</b> Shutouts	<b>SOG</b> Shots on goal	<b>SVS</b> Saves
<b>SVS%</b> SVS as percentage of total SOG	<b>W</b> Number of games won	<b>+/-</b> Plus/minus net





## Player Statistics by Team

As of WED 22 SEP 2021

Including Game #15

## SWE - Sweden

## Playing Statistics

No.	Name	Gen	Pos.	GP	G	A	PTS	PIM	+/-	GWG	PPG	SHG	SOG	SG%
3	INGVARSSON Niklas	M	D	5	4	4	8	4	+5	1	1	1	19	21.05
5	NILSSON Ulf	M	GK	5	0	0	0	0		0	0	0	0	0.00
6	NILSSON Peter	M	D	5	2	3	5	0	+5	0	0	1	9	22.22
10	MENG Robin	M	F	5	5	4	9	4	+4	1	0	0	12	41.67
11	LUNDGREN Rasmus	M	D	5	1	5	6	2	+3	0	0	0	17	5.88
15	HEDBERG Christian	M	F	5	0	1	1	4	-2	0	0	0	2	0.00
18	OJALA Peter	M	F	5	0	1	1	4	+1	0	0	0	4	0.00
19	WISTRAND Anders	M	D	5	0	1	1	0	+2	0	0	0	0	0.00
22	SIREN Staffan	M	GK	5	0	0	0	0		0	0	0	0	0.00
37	STRANDMARK Johan	M	D	5	0	0	0	4	+1	0	0	0	2	0.00
93	DICKSON GYLLSTEN Maximilian	M	F	5	2	4	6	6	+5	0	0	0	8	25.00

## Goalkeeping Statistics

No.	Name	Gen	GPT	GKD	GPI	MIP	MIP%	GA	SVS	SOG	SVS%	GAA	SO	W	L
5	NILSSON Ulf	M	5	5	5	196:33	86.76	10	59	69	85.51	2.29	1	2	2
22	SIREN Staffan	M	5	5	1	30:00	13.24	0	1	1	100.00	0.00	0	0	0

## Legend:

<b>A</b> Assists	<b>D</b> Defence	<b>F</b> Forward
<b>G</b> Goals	<b>GA</b> Goals against	<b>GAA</b> Goals against as average per 45 minutes
<b>Gen</b> Gender	<b>GK</b> Goalkeeper	<b>GKD</b> Goalkeeper dressed
<b>GP</b> Number of games played	<b>GPI</b> Games played in	<b>GPT</b> Number of games played by team
<b>GWG</b> Game winning goals	<b>L</b> Number of games lost	<b>M</b> Male
<b>MIP</b> Minutes and seconds played	<b>MIP%</b> MIP as percentage	<b>No.</b> Jersey number
<b>PIM</b> Penalties in minutes	<b>Pos.</b> Position on team	<b>PPG</b> Power play goals
<b>PTS</b> Points	<b>SG%</b> Percentage of goals from total shots	<b>SHG</b> Shorthanded goals
<b>SO</b> Shutouts	<b>SOG</b> Shots on goal	<b>SVS</b> Saves
<b>SVS%</b> SVS as percentage of total SOG	<b>W</b> Number of games won	<b>+/-</b> Plus/minus net

**Goalkeepers**

As of WED 22 SEP 2021

Including Game #15

(Ranked by highest SVS% / lowest GAA / highest GPI)

Rank	Name	Gender	No.	Team	GKD	GPI	MIP	MIP%	SOG	GA	SVS	SVS%	GAA	PPGA	SHGA	SO
1	JI Yan Zhao	M	20	CHN	5	4	165:00	73.33	15	2	13	<b>86.67</b>	0.55	0	1	2
2	NILSSON Ulf	M	5	SWE	5	5	196:33	86.76	69	10	59	<b>85.51</b>	2.29	2	2	1
3	KUNST Simon	M	47	GER	5	5	165:00	73.33	46	11	35	<b>76.09</b>	3.00	2	2	1
4	NAGASE Mitsuru	M	39	JPN	5	5	169:52	73.86	52	13	39	<b>75.00</b>	3.44	3	0	0
5	ZGORZYNSKI Kamil	M	21	POL	5	4	180:00	80.00	136	36	100	<b>73.53</b>	9.00	1	7	0
6	KARKO Timo	M	35	FIN	5	5	210:00	93.33	146	39	107	<b>73.29</b>	8.36	4	3	0

(Goalkeepers with less than 40% of their team's total minutes (MIP% less 40))

Name	Gender	No.	Team	GKD	GPI	MIP	MIP%	SOG	GA	SVS	SVS%	GAA	PPGA	SHGA	SO
SIREN Staffan	M	22	SWE	5	1	30:00	13.24	1	0	1	<b>100.00</b>	0.00	0	0	0
WANG Wei	M	1	CHN	5	2	60:00	26.67	1	0	1	<b>100.00</b>	0.00	0	0	1
HEIKKILA Pasi	M	5	FIN	5	1	15:00	6.67	10	1	9	<b>90.00</b>	3.00	0	1	0
SEKULSKI Krzysztof	M	20	POL	5	1	45:00	20.00	43	14	29	<b>67.44</b>	14.00	0	0	0
MUEHLHANS Veit	M	22	GER	5	2	60:00	26.67	3	1	2	<b>66.67</b>	0.75	0	0	0
ODAJIMA Osamu	M	41	JPN	5	3	60:08	26.14	27	10	17	<b>62.96</b>	7.48	2	2	0

**Legend:****GA** Goals against**GPI** Games played in**MIP%** MIP as percentage**SHGA** Shorthanded goals against**SVS** Saves**GAA** Goals against as average per 45 minutes**M** Male**No.** Jersey number**SO** Shutouts (no GA in a game)**SVS%** SVS as percentage of total SOG**GKD** Goalkeeper dressed**MIP** Minutes and seconds played**PPGA** Power play goals against**SOG** Shots on goal (G+SSG)



## Scoring Leaders

As of WED 22 SEP 2021  
Including Game #15

(Ranked by highest PTS/ highest G/ lowest GP)

Rank	Name	Gender	No.	Team	Pos.	GP	G	A	PTS	PIM	+/-
1	SHEN Yi Feng	M	17	CHN	F	5	14	12	<b>26</b>	4	+28
2	WANG Zhi Dong	M	8	CHN	F	5	8	13	<b>21</b>	2	+28
3	SCHRADER Felix	M	97	GER	F	5	13	3	<b>16</b>	2	+15
4	CUI Yu Tao	M	23	CHN	F	5	9	7	<b>16</b>	2	+24
5	SKLORZ Lucas	M	69	GER	D	5	4	7	<b>11</b>	8	+20
6	TIAN Jin Tao	M	28	CHN	F	5	5	5	<b>10</b>	0	+18
7	ZHU Zhan Fu	M	24	CHN	D	5	4	6	<b>10</b>	2	+32
8	KUMAGAI Masaharu	M	96	JPN	D	5	8	1	<b>9</b>	10	+3
9	HERING Bernhard	M	43	GER	F	5	6	3	<b>9</b>	2	+7
10	MENG Robin	M	10	SWE	F	5	5	4	<b>9</b>	4	+4
11	XU Jin Qiang	M	7	CHN	D	5	2	7	<b>9</b>	0	+32
12	LI Hong Guan	M	32	CHN	F	5	8	0	<b>8</b>	4	+14
13	INGVARSSON Niklas	M	3	SWE	D	5	4	4	<b>8</b>	4	+5
14	YOSHIKAWA Mamoru	M	13	JPN	F	5	3	5	<b>8</b>	6	+3
15	RENNHACK Frank	M	8	GER	F	5	2	6	<b>8</b>	4	+16
16	SONG Xiao Dong	M	15	CHN	F	5	3	4	<b>7</b>	4	+10
17	KUHLI-LAUENSTEIN Ingo	M	33	GER	F	5	2	5	<b>7</b>	4	+16
18	ZHANG Zheng	M	19	CHN	F	5	1	6	<b>7</b>	0	+9
19	QIU Dian Peng	M	30	CHN	F	5	0	7	<b>7</b>	2	+13
20	BAI Xue Song	M	5	CHN	D	4	2	4	<b>6</b>	0	+15
21	DICKSON GYLLSTEN Maximilian	M	93	SWE	F	5	2	4	<b>6</b>	6	+5
22	LUNDGREN Rasmus	M	11	SWE	D	5	1	5	<b>6</b>	2	+3
22	PABST Robert	M	52	GER	D	5	1	5	<b>6</b>	2	+15
22	WEDDE Joerg	M	77	GER	F	5	1	5	<b>6</b>	4	+3
25	DISVELD Bas	M	3	GER	F	5	5	0	<b>5</b>	0	+6
26	NILSSON Peter	M	6	SWE	D	5	2	3	<b>5</b>	0	+5
27	HU Guang Jian	M	22	CHN	D	4	3	1	<b>4</b>	6	+17
28	ISHIKAWA Yudai	M	8	JPN	F	5	3	1	<b>4</b>	0	0
29	WANG Ju Jiang	M	18	CHN	F	5	2	2	<b>4</b>	4	+7
30	RAEDLER Hugo	M	6	GER	D	5	1	3	<b>4</b>	2	+7

Legend:					
<b>A</b>	Assists	<b>D</b>	Defence	<b>F</b>	Forward
<b>G</b>	Goals	<b>GP</b>	Number of games played	<b>M</b>	Male
<b>No.</b>	Jersey number	<b>PIM</b>	Penalties in minutes	<b>Pos.</b>	Position
<b>PTS</b>	Points	<b>+/-</b>	Plus/minus net		



## Goal Scoring Leaders

As of WED 22 SEP 2021

Including Game #15

(Ranked by highest G/ lowest GP)

Rank	Name	Gender	No.	Team	Pos.	GP	G	S	SG%	PPG	SHG	+/-
1	SHEN Yi Feng	M	17	CHN	F	5	14	31	45.16	1	4	+28
2	SCHRADER Felix	M	97	GER	F	5	13	27	48.15	0	1	+15
3	CUI Yu Tao	M	23	CHN	F	5	9	12	75.00	1	0	+24
4	KUMAGAI Masaharu	M	96	JPN	D	5	8	32	25.00	0	3	+3
4	LI Hong Guan	M	32	CHN	F	5	8	17	47.06	0	1	+14
4	WANG Zhi Dong	M	8	CHN	F	5	8	34	23.53	2	1	+28
7	HERING Bernhard	M	43	GER	F	5	6	18	33.33	1	1	+7
8	DISVELD Bas	M	3	GER	F	5	5	14	35.71	0	0	+6
8	MENG Robin	M	10	SWE	F	5	5	12	41.67	0	0	+4
8	TIAN Jin Tao	M	28	CHN	F	5	5	23	21.74	0	1	+18
11	INGVARSSON Niklas	M	3	SWE	D	5	4	19	21.05	1	1	+5
11	SKLORZ Lucas	M	69	GER	D	5	4	14	28.57	0	0	+20
11	ZHU Zhan Fu	M	24	CHN	D	5	4	8	50.00	0	1	+32
14	HU Guang Jian	M	22	CHN	D	4	3	9	33.33	0	0	+17
15	ISHIKAWA Yudai	M	8	JPN	F	5	3	9	33.33	1	1	0
15	KODAMA Nao	M	70	JPN	F	5	3	8	37.50	1	1	-3
15	PILZ Christian	M	83	GER	D	5	3	10	30.00	0	0	+7
15	SONG Xiao Dong	M	15	CHN	F	5	3	14	21.43	2	0	+10
15	YOSHIKAWA Mamoru	M	13	JPN	F	5	3	12	25.00	1	0	+3
20	BAI Xue Song	M	5	CHN	D	4	2	9	22.22	0	0	+15
21	DICKSON GYLLSTEN Maximilian	M	93	SWE	F	5	2	8	25.00	0	0	+5
21	KUHLI-LAUENSTEIN Ingo	M	33	GER	F	5	2	14	14.29	0	0	+16
21	NILSSON Peter	M	6	SWE	D	5	2	9	22.22	0	1	+5
21	RENNHACK Frank	M	8	GER	F	5	2	17	11.76	0	0	+16
21	WANG Ju Jiang	M	18	CHN	F	5	2	8	25.00	0	0	+7
21	XU Jin Qiang	M	7	CHN	D	5	2	11	18.18	1	0	+32
27	FLIS Sylwester	M	4	POL	D	3	1	4	25.00	1	0	-26
28	KANGASTIE Harri	M	17	FIN	F	5	1	4	25.00	0	0	-13
28	LUNDGREN Rasmus	M	11	SWE	D	5	1	17	5.88	0	0	+3
28	NIITSU Kazuyoshi	M	5	JPN	F	5	1	4	25.00	0	0	-2
28	PABST Robert	M	52	GER	D	5	1	13	7.69	0	1	+15
28	RAEDLER Hugo	M	6	GER	D	5	1	4	25.00	0	0	+7
28	ROVIO Eemi	M	26	FIN	F	5	1	4	25.00	0	0	-13
28	SHIOYA Yoshihiro	M	40	JPN	F	5	1	13	7.69	0	0	0
28	VESIKANSA Markku	M	6	FIN	F	5	1	4	25.00	0	0	-14
28	WEDDE Joerg	M	77	GER	F	5	1	12	8.33	1	0	+3
28	WOLFF Jacob	M	11	GER	F	5	1	3	33.33	0	0	+8
28	ZHANG Zheng	M	19	CHN	F	5	1	6	16.67	0	0	+9

### Legend:

<b>D</b> Defence	<b>F</b> Forward	<b>G</b> Goals	<b>GP</b> Number of games played
<b>M</b> Male	<b>No.</b> Jersey number	<b>Pos.</b> Position	<b>PPG</b> Power play goals
<b>S</b> Shots	<b>SG%</b> Percentage of goals from total shots	<b>SHG</b> Shorthanded goals	<b>+/-</b> Plus/minus net



## Assist Leaders

As of WED 22 SEP 2021  
Including Game #15

(Ranked by highest A/ lowest GP)

Rank	Name	Gender	No.	Team	Pos.	GP	A	+/-
1	WANG Zhi Dong	M	8	CHN	F	5	13	+28
2	SHEN Yi Feng	M	17	CHN	F	5	12	+28
3	CUI Yu Tao	M	23	CHN	F	5	7	+24
3	QIU Dian Peng	M	30	CHN	F	5	7	+13
3	SKLORZ Lucas	M	69	GER	D	5	7	+20
3	XU Jin Qiang	M	7	CHN	D	5	7	+32
7	RENNHACK Frank	M	8	GER	F	5	6	+16
7	ZHANG Zheng	M	19	CHN	F	5	6	+9
7	ZHU Zhan Fu	M	24	CHN	D	5	6	+32
10	KUHLI-LAUENSTEIN Ingo	M	33	GER	F	5	5	+16
10	LUNDGREN Rasmus	M	11	SWE	D	5	5	+3
10	PABST Robert	M	52	GER	D	5	5	+15
10	TIAN Jin Tao	M	28	CHN	F	5	5	+18
10	WEDDE Joerg	M	77	GER	F	5	5	+3
10	YOSHIKAWA Mamoru	M	13	JPN	F	5	5	+3
16	BAI Xue Song	M	5	CHN	D	4	4	+15
17	DICKSON GYLLSTEN Maximilian	M	93	SWE	F	5	4	+5
17	INGVARSSON Niklas	M	3	SWE	D	5	4	+5
17	MENG Robin	M	10	SWE	F	5	4	+4
17	SONG Xiao Dong	M	15	CHN	F	5	4	+10
21	BRELAGE Jan Malte	M	44	GER	F	3	3	+12
22	HERING Bernhard	M	43	GER	F	5	3	+7
22	MISAWA Eiji	M	25	JPN	D	5	3	-3
22	NILSSON Peter	M	6	SWE	D	5	3	+5
22	RAEDLER Hugo	M	6	GER	D	5	3	+7
22	SCHRADER Felix	M	97	GER	F	5	3	+15
22	SUDO Satoru	M	24	JPN	D	5	3	-3
28	VESIKANSA Markku	M	6	FIN	F	5	2	-14
28	WANG Ju Jiang	M	18	CHN	F	5	2	+7
30	HU Guang Jian	M	22	CHN	D	4	1	+17
30	NAKAMURA Shunsuke	M	58	JPN	F	4	1	-1

**Legend:**

<b>A</b>	Assists	<b>D</b>	Defence	<b>F</b>	Forward	<b>GP</b>	Number of games played
<b>M</b>	Male	<b>No.</b>	Jersey number	<b>Pos.</b>	Position	<b>+/-</b>	Plus/minus net

**Defencemen Scoring Leaders**

As of WED 22 SEP 2021

Including Game #15

(Ranked by highest PTS / highest G / lowest GP)

Rank	Name	Gender	No.	Team	GP	G	A	PTS	PIM	+/-
1	SKLORZ Lucas	M	69	GER	5	4	7	11	8	+20
2	ZHU Zhan Fu	M	24	CHN	5	4	6	10	2	+32
3	KUMAGAI Masaharu	M	96	JPN	5	8	1	9	10	+3
4	XU Jin Qiang	M	7	CHN	5	2	7	9	0	+32
5	INGVARSSON Niklas	M	3	SWE	5	4	4	8	4	+5
6	BAI Xue Song	M	5	CHN	4	2	4	6	0	+15
7	LUNDGREN Rasmus	M	11	SWE	5	1	5	6	2	+3
7	PABST Robert	M	52	GER	5	1	5	6	2	+15
9	NILSSON Peter	M	6	SWE	5	2	3	5	0	+5
10	HU Guang Jian	M	22	CHN	4	3	1	4	6	+17
11	RAEDLER Hugo	M	6	GER	5	1	3	4	2	+7
12	PILZ Christian	M	83	GER	5	3	0	3	2	+7
13	MISAWA Eiji	M	25	JPN	5	0	3	3	2	-3
13	SUDO Satoru	M	24	JPN	5	0	3	3	4	-3
15	FLIS Sylwester	M	4	POL	3	1	0	1	0	-26
16	KARTOSZ Sebastian	M	10	POL	5	0	1	1	2	-37
16	WISTRAND Anders	M	19	SWE	5	0	1	1	0	+2

**Legend:**

<b>A</b>	Assists	<b>G</b>	Goals	<b>GP</b>	Number of games played
<b>M</b>	Male	<b>No.</b>	Jersey number	<b>PIM</b>	Penalties in minutes
<b>PTS</b>	Points	<b>+/-</b>	Plus/minus net		



## Face-off Leaders

As of WED 22 SEP 2021  
Including Game #15

(Ranked by highest FO%)

Rank	Name	Gender	No.	Team	Pos.	GP	FO+	FO-	FO+/-	FO%
1	WANG Zhi Dong	M	8	CHN	F	5	68	13	55	<b>83.95</b>
2	TIAN Jin Tao	M	28	CHN	F	5	49	22	27	<b>69.01</b>
3	INGVARSSON Niklas	M	3	SWE	D	5	35	18	17	<b>66.04</b>
4	ZHANG Zheng	M	19	CHN	F	5	29	16	13	<b>64.44</b>
5	HERING Bernhard	M	43	GER	F	5	50	35	15	<b>58.82</b>
6	RENNHACK Frank	M	8	GER	F	5	51	36	15	<b>58.62</b>
7	NAKAMURA Shunsuke	M	58	JPN	F	4	29	23	6	<b>55.77</b>
8	KANGASTIE Harri	M	17	FIN	F	5	55	49	6	<b>52.88</b>
9	KODAMA Nao	M	70	JPN	F	5	12	11	1	<b>52.17</b>
10	YOSHIKAWA Mamoru	M	13	JPN	F	5	48	52	-4	<b>48.00</b>
11	LUNDGREN Rasmus	M	11	SWE	D	5	40	50	-10	<b>44.44</b>
12	MURAWSKI Mateusz	M	68	POL	F	5	46	94	-48	<b>32.86</b>
13	VESIKANSA Markku	M	6	FIN	F	5	6	16	-10	<b>27.27</b>
14	FLIS Sylwester	M	4	POL	D	3	2	16	-14	<b>11.11</b>
15	LEHTO Markus	M	36	FIN	F	3	2	24	-22	<b>7.69</b>

**Note:**

Average of four face-offs per game played required for ranking.

**Legend:**

<b>D</b>	Defence	<b>F</b>	Forward	<b>FO+</b>	Face-offs won
<b>FO-</b>	Face-offs lost	<b>FO+/-</b>	Face-offs net	<b>FO%</b>	Face-offs won as percentage
<b>GP</b>	Number of games played	<b>M</b>	Male	<b>No.</b>	Jersey number
<b>Pos.</b>	Position				



# Plus-Minus Leaders

As of WED 22 SEP 2021

Including Game #15

(Ranked by highest +/- / highest + /lowest GP)

Rank	Name	Gender	No.	Team	Pos.	GP	+	-	+/-
1	XU Jin Qiang	M	7	CHN	D	5	33	1	<b>+32</b>
1	ZHU Zhan Fu	M	24	CHN	D	5	33	1	<b>+32</b>
3	SHEN Yi Feng	M	17	CHN	F	5	28	0	<b>+28</b>
3	WANG Zhi Dong	M	8	CHN	F	5	28	0	<b>+28</b>
5	CUI Yu Tao	M	23	CHN	F	5	24	0	<b>+24</b>
6	SKLORZ Lucas	M	69	GER	D	5	26	6	<b>+20</b>
7	TIAN Jin Tao	M	28	CHN	F	5	20	2	<b>+18</b>
8	HU Guang Jian	M	22	CHN	D	4	18	1	<b>+17</b>
9	RENNHACK Frank	M	8	GER	F	5	18	2	<b>+16</b>
10	KUHLLI-LAUENSTEIN Ingo	M	33	GER	F	5	17	1	<b>+16</b>
11	PABST Robert	M	52	GER	D	5	24	9	<b>+15</b>
12	BAI Xue Song	M	5	CHN	D	4	16	1	<b>+15</b>
13	SCHRADER Felix	M	97	GER	F	5	16	1	<b>+15</b>
14	LI Hong Guan	M	32	CHN	F	5	16	2	<b>+14</b>
15	QIU Dian Peng	M	30	CHN	F	5	15	2	<b>+13</b>
16	BRELAGE Jan Malte	M	44	GER	F	3	12	0	<b>+12</b>
17	SONG Xiao Dong	M	15	CHN	F	5	10	0	<b>+10</b>
18	ZHANG Zheng	M	19	CHN	F	5	9	0	<b>+9</b>
19	WOLFF Jacob	M	11	GER	F	5	8	0	<b>+8</b>
20	HERING Bernhard	M	43	GER	F	5	14	7	<b>+7</b>
21	RAEDLER Hugo	M	6	GER	D	5	12	5	<b>+7</b>
22	PILZ Christian	M	83	GER	D	5	9	2	<b>+7</b>
23	WANG Ju Jiang	M	18	CHN	F	5	7	0	<b>+7</b>
24	DISVELD Bas	M	3	GER	F	5	13	7	<b>+6</b>
25	NILSSON Peter	M	6	SWE	D	5	13	8	<b>+5</b>
26	INGVARSSON Niklas	M	3	SWE	D	5	12	7	<b>+5</b>
27	DICKSON GYLLSTEN Maximilian	M	93	SWE	F	5	9	4	<b>+5</b>
28	MENG Robin	M	10	SWE	F	5	10	6	<b>+4</b>
29	WEDDE Joerg	M	77	GER	F	5	13	10	<b>+3</b>
30	YOSHIKAWA Mamoru	M	13	JPN	F	5	12	9	<b>+3</b>

## Legend:

<b>D</b>	Defence	<b>F</b>	Forward	<b>GP</b>	Number of games played	<b>M</b>	Male
<b>No.</b>	Jersey number	<b>Pos.</b>	Position	<b>+</b>	Positive participation	<b>-</b>	Negative participation
<b>+/-</b>	Plus/minus net						





## Most Penalised Players

As of WED 22 SEP 2021

Including Game #15

(Ranked by highest PIM / lowest GP)

Rank	Name	Gender	No.	Team	Pos.	GP	PIM	2	5	10	GM	MP	PAVG
1	NAKAMURA Shunsuke	M	58	JPN	F	4	25	0	1	0	1	0	6:15
2	KUMAGAI Masaharu	M	96	JPN	D	5	10	5	0	0	0	0	2:00
2	SHIOYA Yoshihiro	M	40	JPN	F	5	10	5	0	0	0	0	2:00
4	NIITSU Kazuyoshi	M	5	JPN	F	5	8	4	0	0	0	0	1:36
4	ROPONEN Jani	M	8	FIN	D	5	8	4	0	0	0	0	1:36
4	SKLORZ Lucas	M	69	GER	D	5	8	4	0	0	0	0	1:36
7	HU Guang Jian	M	22	CHN	D	4	6	3	0	0	0	0	1:30
8	DICKSON GYLLSTEN Maximilian	M	93	SWE	F	5	6	3	0	0	0	0	1:12
8	YOSHIKAWA Mamoru	M	13	JPN	F	5	6	3	0	0	0	0	1:12
10	HEDBERG Christian	M	15	SWE	F	5	4	2	0	0	0	0	0:48
10	INGVARSSON Niklas	M	3	SWE	D	5	4	2	0	0	0	0	0:48
10	KANEKO Mikio	M	1	JPN	F	5	4	2	0	0	0	0	0:48
10	KUHLI-LAUENSTEIN Ingo	M	33	GER	F	5	4	2	0	0	0	0	0:48
10	LI Hong Guan	M	32	CHN	F	5	4	2	0	0	0	0	0:48
10	MENG Robin	M	10	SWE	F	5	4	2	0	0	0	0	0:48
10	MURAWSKI Mateusz	M	68	POL	F	5	4	2	0	0	0	0	0:48
10	OJALA Peter	M	18	SWE	F	5	4	2	0	0	0	0	0:48
10	PAKARINEN Lasse	M	12	FIN	D	5	4	2	0	0	0	0	0:48
10	RENNHACK Frank	M	8	GER	F	5	4	2	0	0	0	0	0:48
10	SHEN Yi Feng	M	17	CHN	F	5	4	2	0	0	0	0	0:48
10	SONG Xiao Dong	M	15	CHN	F	5	4	2	0	0	0	0	0:48
10	STRANDMARK Johan	M	37	SWE	D	5	4	2	0	0	0	0	0:48
10	SUDO Satoru	M	24	JPN	D	5	4	2	0	0	0	0	0:48
10	VESIKANSA Markku	M	6	FIN	F	5	4	2	0	0	0	0	0:48
10	WANG Ju Jiang	M	18	CHN	F	5	4	2	0	0	0	0	0:48
10	WEDDE Joerg	M	77	GER	F	5	4	2	0	0	0	0	0:48
27	CUI Yu Tao	M	23	CHN	F	5	2	1	0	0	0	0	0:24
27	DRAPALA Radoslaw	M	16	POL	D	5	2	1	0	0	0	0	0:24
27	HERING Bernhard	M	43	GER	F	5	2	1	0	0	0	0	0:24
27	HIMANEN Juhamatti	M	25	FIN	D	5	2	1	0	0	0	0	0:24
27	HIRVELA Markku	M	13	FIN	F	5	2	1	0	0	0	0	0:24
27	JI Yan Zhao	M	20	CHN	GK	5	2	1	0	0	0	0	0:24
27	KANGASTIE Harri	M	17	FIN	F	5	2	1	0	0	0	0	0:24
27	KARTOSZ Sebastian	M	10	POL	D	5	2	1	0	0	0	0	0:24
27	KODAMA Nao	M	70	JPN	F	5	2	1	0	0	0	0	0:24
27	LUNDGREN Rasmus	M	11	SWE	D	5	2	1	0	0	0	0	0:24
27	MISAWA Eiji	M	25	JPN	D	5	2	1	0	0	0	0	0:24
27	PABST Robert	M	52	GER	D	5	2	1	0	0	0	0	0:24
27	PILZ Christian	M	83	GER	D	5	2	1	0	0	0	0	0:24
27	QIU Dian Peng	M	30	CHN	F	5	2	1	0	0	0	0	0:24
27	RAEDLER Hugo	M	6	GER	D	5	2	1	0	0	0	0	0:24
27	SCHRADER Felix	M	97	GER	F	5	2	1	0	0	0	0	0:24
27	WANG Zhi Dong	M	8	CHN	F	5	2	1	0	0	0	0	0:24
27	ZHU Zhan Fu	M	24	CHN	D	5	2	1	0	0	0	0	0:24



<b>Legend:</b>			
<b>2</b>	Two (2) minute penalties	<b>5</b>	Five (5) minute penalties
<b>D</b>	Defence	<b>F</b>	Forward
<b>GM</b>	Game misconducts	<b>GP</b>	Games played
<b>MP</b>	Match penalties	<b>No.</b>	Jersey number
<b>PIM</b>	Penalties in minutes	<b>Pos.</b>	Position
		<b>10</b>	Ten (10) minute penalties
		<b>GK</b>	Goalkeeper
		<b>M</b>	Male
		<b>PAVG</b>	PIM (average) per game



### Best Players Selected by the Directorate

Award	Number	Name	Gender	Team
Best Goalkeeper	5	NILSSON Ulf	M	SWE - Sweden
Best Defenceman	3	INGVARSSON Niklas	M	SWE - Sweden
Best Forward	17	SHEN Yi Feng	M	CHN - China

**Legend:****M** Male

**Best Player of the Game selected by the Team**

As of WED 22 SEP 2021

Game No.	Home	Guest	Best Players		Best Players	
1	POL	CHN	POL:	21. ZGORZYNSKI Kamil	CHN:	8. WANG Zhi Dong
2	GER	JPN	GER:	8. RENNHACK Frank	JPN:	13. YOSHIKAWA Mamoru
3	FIN	SWE	FIN:	35. KARKO Timo	SWE:	10. MENG Robin
4	JPN	POL	JPN:	96. KUMAGAI Masaharu	POL:	10. KARTOSZ Sebastian
5	CHN	FIN	CHN:	24. ZHU Zhan Fu	FIN:	8. ROPONEN Jani
6	SWE	GER	SWE:	11. LUNDGREN Rasmus	GER:	69. SKLORZ Lucas
7	JPN	CHN	JPN:	41. ODAJIMA Osamu	CHN:	15. SONG Xiao Dong
8	FIN	GER	FIN:	26. ROVIO Eemi	GER:	6. RAEDLER Hugo
9	SWE	POL	SWE:	22. SIREN Staffan	POL:	16. DRAPALA Radoslaw
10	GER	POL	GER:	97. SCHRADER Felix	POL:	68. MURAWSKI Mateusz
11	JPN	FIN	JPN:	70. KODAMA Nao	FIN:	17. KANGASTIE Harri
12	CHN	SWE	CHN:	17. SHEN Yi Feng	SWE:	6. NILSSON Peter
13	POL	FIN	POL:	18. HAK Szymon	FIN:	6. VESIKANSA Markku
14	CHN	GER	CHN:	7. XU Jin Qiang	GER:	52. PABST Robert
15	SWE	JPN	SWE:	5. NILSSON Ulf	JPN:	39. NAGASE Mitsuru



### Best Players Selected by the Directorate

Award	Number	Name	Gender	Team
Best Goalkeeper	5	NILSSON Ulf	M	SWE - Sweden
Best Defenceman	3	INGVARSSON Niklas	M	SWE - Sweden
Best Forward	17	SHEN Yi Feng	M	CHN - China

**Legend:****M** Male