



Competition Schedule

As of SUN 14 APR 2024

Date	Start Time	Game	Location
MON 15 APR	11:00	Round Robin, Game 1 GER vs GBR	Skien Fritidspark
	15:00	Round Robin, Game 2 SWE vs KAZ	Skien Fritidspark
	19:00	Round Robin, Game 3 FRA vs NOR	Skien Fritidspark
TUE 16 APR	11:00	Round Robin, Game 4 GER vs KAZ	Skien Fritidspark
	15:00	Round Robin, Game 5 SWE vs FRA	Skien Fritidspark
	19:00	Round Robin, Game 6 GBR vs NOR	Skien Fritidspark
WED 17 APR	11:00	Round Robin, Game 7 GER vs SWE	Skien Fritidspark
	15:00	Round Robin, Game 8 GBR vs FRA	Skien Fritidspark
	19:00	Round Robin, Game 9 NOR vs KAZ	Skien Fritidspark
FRI 19 APR	11:00	Round Robin, Game 10 KAZ vs GBR	Skien Fritidspark
	15:00	Round Robin, Game 11 FRA vs GER	Skien Fritidspark
	19:00	Round Robin, Game 12 NOR vs SWE	Skien Fritidspark
SAT 20 APR	11:00	Round Robin, Game 13 KAZ vs FRA	Skien Fritidspark
	15:00	Round Robin, Game 14 SWE vs GBR	Skien Fritidspark
	19:00	Round Robin, Game 15 NOR vs GER	Skien Fritidspark



Tournament Progress

As of SAT 20 APR 2024

Rank	Team	GP	W	OTW	OTL	L	GDF	GF:GA	PTS
1	NOR	5	4	1	0	0	+54	57 : 3	14
2	GER	5	4	0	1	0	+54	60 : 6	13
3	SWE	5	3	0	0	2	+18	27 : 9	9
4	KAZ	5	2	0	0	3	-8	17 : 25	6
5	FRA	5	0	1	0	4	-60	4 : 64	2
6	GBR	5	0	0	1	4	-58	6 : 64	1

Game	Group	Date	Time	Teams	Results	1	2	3	OT	PSS	Venue
1		MON 15 APR	11:00 GMT+2	GER - GBR	23 - 1	9 - 0	5 - 1	9 - 0			Skien Fritidspark
2		MON 15 APR	15:00 GMT+2	SWE - KAZ	3 - 1	1 - 0	2 - 0	0 - 1			Skien Fritidspark
3		MON 15 APR	19:00 GMT+2	FRA - NOR	0 - 25	0 - 9	0 - 8	0 - 8			Skien Fritidspark
4		TUE 16 APR	11:00 GMT+2	GER - KAZ	12 - 1	6 - 0	4 - 0	2 - 1			Skien Fritidspark
5		TUE 16 APR	15:00 GMT+2	SWE - FRA	12 - 1	3 - 1	4 - 0	5 - 0			Skien Fritidspark
6		TUE 16 APR	19:00 GMT+2	GBR - NOR	0 - 18	0 - 9	0 - 8	0 - 1			Skien Fritidspark
7		WED 17 APR	11:00 GMT+2	GER - SWE	4 - 0	2 - 0	1 - 0	1 - 0			Skien Fritidspark
8		WED 17 APR	15:00 GMT+2	GBR - FRA	2 - 3	0 - 1	2 - 0	0 - 1	0 - 1		Skien Fritidspark
9		WED 17 APR	19:00 GMT+2	NOR - KAZ	7 - 0	3 - 0	1 - 0	3 - 0			Skien Fritidspark
10		FRI 19 APR	11:00 GMT+2	KAZ - GBR	8 - 3	1 - 0	3 - 2	4 - 1			Skien Fritidspark
11		FRI 19 APR	15:00 GMT+2	FRA - GER	0 - 18	0 - 8	0 - 4	0 - 6			Skien Fritidspark
12		FRI 19 APR	19:00 GMT+2	NOR - SWE	3 - 0	0 - 0	3 - 0	0 - 0			Skien Fritidspark
13		SAT 20 APR	11:00 GMT+2	KAZ - FRA	7 - 0	3 - 0	2 - 0	2 - 0			Skien Fritidspark
14		SAT 20 APR	15:00 GMT+2	SWE - GBR	12 - 0	2 - 0	5 - 0	5 - 0			Skien Fritidspark
15		SAT 20 APR	19:00 GMT+2	NOR - GER	4 - 3	1 - 1	1 - 2	1 - 0	1 - 0		Skien Fritidspark

Note:
Rank within each group is based on points. For tie-break rules see 'Competition Format and Rules'.

Legend:	
1 1st period	2 2nd period
3 3rd period	GA Goals against
GF Goals for	GP Games played
PSS Penalty-Shot Shootout	L Losses
OTL Overtime loss	OTW Overtime win
PTS Points	W Wins
	GDF Goal difference
	OT Overtime

**Competition Officials**

As of SUN 14 APR 2024

Function	No. Name	NOC
On-Ice Officials		
Referee	FERGENBAUM Matt	CAN - Canada
	FLATEN Stian	NOR - Norway
	LEGA Simone	ITA - Italy
	VIK SKAU Marcus	NOR - Norway
Linesman	FAZEKAS Tibor	SRB - Serbia
	IWANIEC Przemyslaw	POL - Poland
	LONNQVIST Tom	FIN - Finland
	NIITTYLA Lari	FIN - Finland
	O'ROURKE Ryan	CAN - Canada
	WARD Barney	GBR - Great Britain
	WIEST Alexander	ITA - Italy
Off-Ice Officials		
Tournament Chairman	ANDERSSON Peter	SWE - Sweden
Officiating Coach	GRUMSEN Jacob	DEN - Denmark
	ROETHLISBERGER Brad	USA - United States
Result Manager	RISSANEN Heli	FIN - Finland

Note:

Officials data may be updated until start of competition



Game Officials Assignment

As of FRI 19 APR 2024

G	Teams	Venue	Date Time	On-ice Officials	Supervisors	Others
1	GER - GBR Colour: (White) (Blue) Bench: (left) (right)	SFP	MON 15 APR 11:00	Ref FERGENBAUM M (CAN) SBR VIK SKAU M (NOR) LM LONNQVIST T (FIN) LM WIEST A (ITA) SBL FAZEKAS T (SRB)	GS THIRION JP (FRA) OC ROETHLISBERGER B (USA)	SK RISSANEN H (FIN) TK AUGESTAD TE (NOR)
2	SWE - KAZ Colour: (Blue) (White) Bench: (left) (right)	SFP	MON 15 APR 15:00	Ref FLATEN S (NOR) SBR FERGENBAUM M (CAN) LM IWANIEC P (POL) LM O'ROURKE R (CAN) SBL WIEST A (ITA)	GS FREITAG M (GER) OC GRUMSEN J (DEN)	SK RISSANEN H (FIN) TK TORRING A (NOR)
3	FRA - NOR Colour: (Blue) (White) Bench: (left) (right)	SFP	MON 15 APR 19:00	Ref LEGA S (ITA) SBR FLATEN S (NOR) LM FAZEKAS T (SRB) LM WARD B (GBR) SBL IWANIEC P (POL)	GS ASSINCK P (GBR) OC ROETHLISBERGER B (USA)	SK RISSANEN H (FIN) TK VELLE CF (NOR)
4	GER - KAZ Colour: (Black) (White) Bench: (left) (right)	SFP	TUE 16 APR 11:00	Ref VIK SKAU M (NOR) SBR LEGA S (ITA) LM NIITTYLA L (FIN) LM WIEST A (ITA) SBL LONNQVIST T (FIN)	GS BOEGLE M (NOR) OC GRUMSEN J (DEN)	SK RISSANEN H (FIN) TK AUGESTAD TE (NOR)
5	SWE - FRA Colour: (Blue) (White) Bench: (left) (right)	SFP	TUE 16 APR 15:00	Ref FLATEN S (NOR) SBR VIK SKAU M (NOR) LM O'ROURKE R (CAN) LM WARD B (GBR) SBL NIITTYLA L (FIN)	GS SABIROV K (KAZ) OC ROETHLISBERGER B (USA)	SK RISSANEN H (FIN) TK TORRING A (NOR)
6	GBR - NOR Colour: (White) (Red) Bench: (left) (right)	SFP	TUE 16 APR 19:00	Ref FERGENBAUM M (CAN) SBR LEGA S (ITA) LM FAZEKAS T (SRB) LM LONNQVIST T (FIN) SBL O'ROURKE R (CAN)	GS KASPERI A (SWE) OC GRUMSEN J (DEN)	SK RISSANEN H (FIN) TK TORRING A (NOR)
7	GER - SWE Colour: (White) (Blue) Bench: (left) (right)	SFP	WED 17 APR 11:00	Ref FLATEN S (NOR) SBR FERGENBAUM M (CAN) LM NIITTYLA L (FIN) LM O'ROURKE R (CAN) SBL WARD B (GBR)	GS BOEGLE M (NOR) OC ROETHLISBERGER B (USA)	SK RISSANEN H (FIN) TK LYNGROTH SA (NOR)
8	GBR - FRA Colour: (White) (Blue) Bench: (left) (right)	SFP	WED 17 APR 15:00	Ref VIK SKAU M (NOR) SBR FLATEN S (NOR) LM FAZEKAS T (SRB) LM LONNQVIST T (FIN) SBL O'ROURKE R (CAN)	GS KASPERI A (SWE) OC GRUMSEN J (DEN)	SK RISSANEN H (FIN) TK LYNGROTH SA (NOR)
9	NOR - KAZ Colour: (White) (Blue) Bench: (left) (right)	SFP	WED 17 APR 19:00	Ref LEGA S (ITA) SBR FLATEN S (NOR) LM IWANIEC P (POL) LM WIEST A (ITA) SBL LONNQVIST T (FIN)	GS FREITAG M (GER) OC ROETHLISBERGER B (USA)	SK RISSANEN H (FIN) TK AUGESTAD TE (NOR)



G	Teams	Venue	Date Time	On-ice Officials	Supervisors	Others
10	KAZ - GBR Colour: (Blue) (White) Bench: (left) (right)	SFP	FRI 19 APR 11:00	Ref VIK SKAU M (NOR) SBR FLATEN S (NOR) LM LONNQVIST T (FIN) LM NIITTYLA L (FIN) SBL FAZEKAS T (SRB)	GS THIRION JP (FRA) OC GRUMSEN J (DEN)	SK RISSANEN H (FIN) TK AUGESTAD TE (NOR)
11	FRA - GER Colour: (Blue) (White) Bench: (left) (right)	SFP	FRI 19 APR 15:00	Ref LEGA S (ITA) SBR VIK SKAU M (NOR) LM IWANIEC P (POL) LM WARD B (GBR) SBL NIITTYLA L (FIN)	GS SABIROV K (KAZ) OC ROETHLISBERGER B (USA)	SK RISSANEN H (FIN) TK LYNGROTH SA (NOR)
12	NOR - SWE Colour: (White) (Blue) Bench: (left) (right)	SFP	FRI 19 APR 19:00	Ref FERGENBAUM M (CAN) SBR LEGA S (ITA) LM O'ROURKE R (CAN) LM WIEST A (ITA) SBL IWANIEC P (POL)	GS ASSINCK P (GBR) OC GRUMSEN J (DEN)	SK RISSANEN H (FIN) TK AUGESTAD TE (NOR)
13	KAZ - FRA Colour: (Blue) (White) Bench: (left) (right)	SFP	SAT 20 APR 11:00	Ref FLATEN S (NOR) SBR LEGA S (ITA) LM NIITTYLA L (FIN) LM WARD B (GBR) SBL FAZEKAS T (SRB)	GS BEELEN L (NED) OC ROETHLISBERGER B (USA)	SK RISSANEN H (FIN) TK LYNGROTH SA (NOR)
14	SWE - GBR Colour: (Blue) (White) Bench: (left) (right)	SFP	SAT 20 APR 15:00	Ref VIK SKAU M (NOR) SBR FLATEN S (NOR) LM IWANIEC P (POL) LM LONNQVIST T (FIN) SBL NIITTYLA L (FIN)	GS ANDERSSON P (SWE) OC ROETHLISBERGER B (USA)	SK RISSANEN H (FIN) TK LYNGROTH SA (NOR)
15	NOR - GER Colour: (White) (Black) Bench: (left) (right)	SFP	SAT 20 APR 19:00	Ref FERGENBAUM M (CAN) SBR VIK SKAU M (NOR) LM FAZEKAS T (SRB) LM WIEST A (ITA) SBL IWANIEC P (POL)	GS BEELEN L (NED) OC ROETHLISBERGER B (USA)	SK RISSANEN H (FIN) TK AUGESTAD TE (NOR)

Legend:

G	Game number	GS	Game supervisor	LM	Linesman	OC	Officiating Coach
Ref	Referee	SBL	Standby linesman	SBR	Standby referee	SFP	Skien Fritidspark
SK	Scorekeeper	TK	Timekeeper				



Team Roster

REVISED
15 APR 17:23

As of MON 15 APR 2024

Initial Registration 14 APR 2024

FRA - France

No.	Name	Pos.	Gender	Date of Birth	Club	Registration*
1	BLAVETTE Laurent	GK	M	11 FEB 1975	Dragons de Rouen, (FRA)	
2	JOUENNE Yannick	D	M	29 OCT 1981	Rennes Cormorans Hockey Club, (FRA)	
3	LEPLUMEY Jean Paul	D	M	28 FEB 1965	Rennes Cormorans Hockey Club, (FRA)	
4	BATAILLE Pierre	D	M	18 JAN 1964	Remparts de Tours, (FRA)	
5	SIX Mael	D	M	15 JUN 1999	Dragons de Rouen, (FRA)	
8	CADONNA Franck	F	M	29 APR 1985	Rennes Cormorans Hockey Club, (FRA)	
9	ALBERT Florentin	F	M	25 AUG 2001	Rennes Cormorans Hockey Club, (FRA)	
10	FORGACS Nicolas	F	M	3 JAN 1999	Requins de Franconville FHC, (FRA)	
11	PIERRE Francois	F	M	3 DEC 1972	Hockey Club Neuilly-sur-Marne, (FRA)	
13	LINIER Roland	F	M	7 SEP 1976	Rennes Cormorans Hockey Club, (FRA)	
14	NAVARRO Nicolas	F	M	30 JAN 1991	Remparts de Tours, (FRA)	
17	DEMOL Charles	F	M	2 DEC 1982	Crocodiles de Cleon, (FRA)	
18	LETROU Jeremy	F	M	10 JUL 2000	Hockey Club Neuilly-sur-Marne, (FRA)	
20	AKNIN Sofian	GK	M	11 JUN 1986	Rennes Cormorans Hockey Club, (FRA)	

Average Age: 39

Total: 12 players and 2 goalkeepers

Team Officials:

Function	Name	Citizenship	Date of Birth
Team Head Coach:	LEMETAIS David	FRA	14 DEC 1972
Team Assistant Coach:	DEBRET Maxime	FRA	2 NOV 1981
Team Assistant Coach:	JAAFAR Mehdi	FRA	26 DEC 1977
Team General Manager:	THIRION Jean-Patrick	FRA	4 JUN 1972
Team Doctor:	LAURENT Thibault	FRA	16 JUL 1988
Team Physiotherapist:	GELABERT Arnaud	FRA	2 JAN 1979

Note:

* Registration date of single players is only shown when different from Initial Registration date

Legend:

D Defence F Forward GK Goalkeeper M Male
No. Jersey number Pos. Position

REVISED

Revised to correct #5 SIX Mael Position to Defence.

**Team Roster**

As of SUN 14 APR 2024

Initial Registration 14 APR 2024

GBR - Great Britain

No.	Name	Pos.	Gender	Date of Birth	Club	Registration*
3	DAVIES Joshua	F	M	27 FEB 1992	Cardiff Huskies, (GBR)	
6	NICHOLSON Karl	F	M	5 MAR 1974	Manchester Phoenix, (GBR)	
7	WATTS Dani	F	F	25 OCT 1988	Cardiff Huskies, (GBR)	
8	QUIRK Stacey	F	F	5 NOV 1986	Peterborough Phantoms, (GBR)	
9	CHRISTOPHER Tyler	F	M	3 JUN 1984	Cardiff Huskies, (GBR)	
10	GREGORY Felicity	D	F	11 SEP 1982	Manchester Mayhem, (GBR)	
13	FARMER Gary	D	M	21 SEP 1984	Peterborough Phantoms, (GBR)	
18	O'BRIEN Ben	F	M	18 OCT 2002	Sheffield Steelkings, (GBR)	
20	HACKWORTH Bryan	GK	M	10 MAY 1988	Sheffield Steelkings, (GBR)	
22	le GALLOUDEC Jonathon	D	M	28 OCT 1980	Cardiff Huskies, (GBR)	
28	COLQUITT Mark	D	M	20 JUL 1980	Manchester Mayhem, (GBR)	
31	HILL Nicole Jodi	GK	F	4 SEP 1980	Cardiff Huskies, (GBR)	
33	BROWN Paul	D	M	10 AUG 1989	Sheffield Steelkings, (GBR)	
40	SHAKESPEARE Callum	F	M	20 JUN 1987	Peterborough Phantoms, (GBR)	
66	COUCH Shannon	F	F	19 SEP 2000	Cardiff Huskies, (GBR)	
88	MELLOR John	F	M	8 AUG 1963	Cape Breton Sledgehammers, (GBR)	
89	BARKER Damien	D	M	23 MAR 1989	Sheffield Steelkings, (GBR)	
97	LAHAN Dean	F	M	25 JUL 1997	Manchester Mayhem, (GBR)	

Average Age: 37

Total: 16 players and 2 goalkeepers**Team Officials:**

Function	Name	Citizenship	Date of Birth
Team Head Coach:	ASSINCK Peggy	GBR	8 MAY 1983
Team Assistant Coach:	ASSINCK Patrick	GBR	11 AUG 1986
Team Assistant Coach:	WAGNER Breanna	GBR	8 FEB 1999
Team General Manager:	PACKWOOD Shirley	GBR	10 MAR 1960
Team Doctor:	BOLGER Lauren	GBR	5 APR 2001

Note:

* Registration date of single players is only shown when different from Initial Registration date

Legend:

D Defence	F Female / Forward	GK Goalkeeper	M Male
No. Jersey number	Pos. Position		

**Team Roster**

As of SUN 14 APR 2024

Initial Registration 14 APR 2024

GER - Germany

No.	Name	Pos.	Gender	Date of Birth	Club	Registration*
6	RAEDLER Hugo	D	M	17 DEC 1978	ESV Dachau Woodpeckers, (GER)	
7	UHLEMANN Lars	D	M	21 AUG 1972	Dresden Cardinals, (GER)	
8	RENNHACK Frank	F	M	12 OCT 1989	Weserstars Bremen, (GER)	
9	REIMANN Leopold	F	M	7 JAN 1997	Germany, (GER)	
14	BUSSMANN Jano	F	M	9 MAR 2007	TuS Wiehl, (GER)	
21	BETZ Steven	F	M	11 FEB 1993	ERC Waldbonn, (GER)	
22	MUEHLHANS Veit	GK	M	10 OCT 1996	ESV Dachau Woodpeckers, (GER)	
33	KUHLI-LAUENSTEIN Ingo	F	M	20 MAY 1992	Wiehl Penguins, (GER)	
43	HERING Bernhard	F	M	20 FEB 1992	Dresdner Eislowen, (GER)	
44	BRELAGE Jan Malte	F	M	30 SEP 1998	ERC Hannover, (GER)	
47	KUNST Simon	GK	M	3 AUG 1986	ERC Hannover, (GER)	
52	PABST Robert	D	M	26 MAR 1975	Dresdner Eislowen, (GER)	
55	STUMPE Sven	D	M	13 JUN 1975	Kamen Barbarians, (GER)	
77	WEDDE Joerg	F	M	18 AUG 1965	ERC Hannover, (GER)	
83	PILZ Christian	D	M	21 MAY 1983	Dresdner Eislowen, (GER)	
96	FELDERHOFF Benedikt	F	M	29 APR 1996	Grizzlys Bergkahmen, (GER)	
97	SCHRADER Felix	F	M	1 MAR 1997	ERC Hannover, (GER)	

Average Age: 36

Total: 15 players and 2 goalkeepers**Team Officials:**

Function	Name	Citizenship	Date of Birth
Team Head Coach:	POKORNY Andreas	GER	18 JUN 1968
Team Assistant Coach:	GURSINKSY Michael	GER	12 SEP 1968
Team Equipment Manager:	POKORNY Luca	GER	10 DEC 1998
Team Equipment Manager:	WOLFF Jacob	GER	19 JAN 1978
Team Doctor:	KABA Senoussi	GER	31 MAR 1975
Team Physiotherapist:	NOURIVAZIRI Mehdi	GER	16 SEP 1980

Note:

* Registration date of single players is only shown when different from Initial Registration date

Legend:

D Defence	F Forward	GK Goalkeeper	M Male
No. Jersey number	Pos. Position		

**Team Roster**

As of SUN 14 APR 2024

Initial Registration 14 APR 2024

KAZ - Kazakhstan

No.	Name	Pos.	Gender	Date of Birth	Club	Registration*
1	MUKATOV Beimbet	GK	M	3 JUL 1965	Kazakhstan, (KAZ)	
4	SHORMANOV Sundet	D	M	1 OCT 2004	Kazakhstan, (KAZ)	
7	BONDARENKO Dmitriy	D	M	25 JUL 1984	Kazakhstan, (KAZ)	
10	BEXULTAN Zhanibektarkhan	D	M	14 OCT 1998	Kazakhstan, (KAZ)	
11	SABIROV Kairat	F	M	23 JUL 1985	Kazakhstan, (KAZ)	
13	MIYANOV Maxat	F	M	7 APR 1987	Kazakhstan, (KAZ)	
14	BOKANOV Yerlik	D	M	5 NOV 1990	Kazakhstan, (KAZ)	
16	KARIPBAYEV Kuat	F	M	22 APR 1984	Kazakhstan, (KAZ)	
20	BASMANOV Oleg	GK	M	14 APR 1972	Kazakhstan, (KAZ)	
21	TOKTARBAYEV Aidos	F	M	5 NOV 1998	Kazakhstan, (KAZ)	
73	PASKHALIDI Alexandr	F	M	25 AUG 1973	Kazakhstan, (KAZ)	
87	AKHMETOV Almas	D	M	19 MAR 1987	Kazakhstan, (KAZ)	

Average Age: 38

Total: 10 players and 2 goalkeepers**Team Officials:**

Function	Name	Citizenship	Date of Birth
Team Head Coach:	BIKSITOV Timur	KAZ	9 SEP 1972
Team Assistant Coach:	ABDULAYEV Eldar	KAZ	20 JAN 1985

Note:

* Registration date of single players is only shown when different from Initial Registration date

Legend:

D Defence	F Forward	GK Goalkeeper	M Male
No. Jersey number	Pos. Position		



Team Roster

REVISED

15 APR 18:05

As of MON 15 APR 2024

Initial Registration 14 APR 2024

NOR - Norway

No.	Name	Pos.	Gender	Date of Birth	Club	Registration*
6	KIRSTISTUEN Emil	F	M	12 APR 1993	VIF Para Ice Hockey, (NOR)	
9	VARNES Morten	D	M	6 DEC 1981	VIF Para Ice Hockey, (NOR)	
16	NORDSTOGA Knut Andre	D	M	18 FEB 1983	VIF Para Ice Hockey, (NOR)	
17	SOLBERG Loyd Remi Pallander	F	M	25 JUL 1987	Kraakene Moss, (NOR)	
20	HAMRE Martin	F	M	14 OCT 1988	VIF Para Ice Hockey, (NOR)	
22	BAKKE Audun	D	M	5 NOV 1988	VIF Para Ice Hockey, (NOR)	
23	KLAKEGG Jan Roger	D	M	7 APR 1984	Bergen Kjelkehockey, (NOR)	
25	SUNDT Andreas	GK	M	10 AUG 2002	VIF Para Ice Hockey, (NOR)	
26	KRONBERG Viktor	F	M	3 APR 2003	VIF Para Ice Hockey, (NOR)	
28	KRISTOFFERSEN Emil	F	M	21 MAR 2003	VIF Para Ice Hockey, (NOR)	
33	SKOLBEKKEN Martin Bakkejord	F	M	14 NOV 1994	VIF Para Ice Hockey, (NOR)	
35	GROESFJELD Martin	F	M	5 SEP 1997	Skien Jacks, (NOR)	
69	OEVERLI Fabian Cruickshank	F	M	11 NOV 2003	VIF Para Ice Hockey, (NOR)	
71	OISETH Ola	F	M	7 JAN 1999	Kraakene Moss, (NOR)	
81	HAUGEN Erik	GK	M	26 JAN 1961	Mjosa Pikes, (NOR)	
91	LYNGROTH Alexander	F	M	5 SEP 2003	VIF Para Ice Hockey, (NOR)	

Average Age: 31

Total: 14 players and 2 goalkeepers

Team Officials:

Function	Name	Citizenship	Date of Birth
Team Head Coach:	DAHLSTROM Ole Eskild	NOR	4 MAR 1970
Team General Manager:	BOEGLE Magnus	NOR	27 NOV 1995
Team Equipment Manager:	SUNDSTOEL Ole	NOR	14 JUN 1975
Team Physiotherapist:	BJOERGO Eivind	NOR	29 JUL 1993

Note:

* Registration date of single players is only shown when different from Initial Registration date

Legend:

D Defence F Forward GK Goalkeeper M Male
No. Jersey number Pos. Position

REVISED

Revised to correct #22 Bakke Audun Position to Defence and #35 GROESFJELD Martin Position to Forward.

**Team Roster**

As of SUN 14 APR 2024

Initial Registration 14 APR 2024

SWE - Sweden

No.	Name	Pos.	Gender	Date of Birth	Club	Registration*
5	NILSSON Ulf	GK	M	22 MAY 1964	Vallentuna, (SWE)	
6	NILSSON Peter	D	M	18 AUG 1993	FIFH Malmo, (SWE)	
7	SZEPLAKY Elliot	F	M	14 JUN 2007	Vallentuna, (SWE)	
9	LILJEBAEK Hugo	D	M	11 JUN 2006	Vallentuna, (SWE)	
10	MENG Robin	F	M	1 JUL 1990	Linden HC, (SWE)	
15	PERSSON Caroline	F	F	26 MAR 2000	FIFH Malmo, (SWE)	
18	OJALA Peter	D	M	27 OCT 1968	Vallentuna, (SWE)	
22	DAHLSTEDT Robin	F	M	10 JUN 1998	Vallentuna, (SWE)	
23	EKLUND Magnus	F	M	11 MAR 1970	LN-70 HC Kalkriddarna, (SWE)	
24	JANSSON Dennis	GK	M	23 JUL 1968	Vallentuna, (SWE)	
37	STRANDMARK Johan	D	M	25 MAY 1965	FIFH Malmo, (SWE)	
68	LOPEZ Markus	F	M	15 JAN 2005	Vallentuna, (SWE)	

Average Age: 37

Total: 10 players and 2 goalkeepers**Team Officials:**

Function	Name	Citizenship	Date of Birth
Team Head Coach:	LAHTINEN Timo	SWE	24 MAY 1947
Team Assistant Coach:	HAGG Jorgen	SWE	15 JUN 1971
Team General Manager:	KASPERI Allan	SWE	17 JUL 1957
Team Equipment Manager:	NILSSON Hampus	SWE	30 NOV 1995
Team Physiotherapist:	ANDERSSON Robin	SWE	4 AUG 1994

Note:

* Registration date of single players is only shown when different from Initial Registration date

Legend:

D Defence	F Female / Forward	GK Goalkeeper	M Male
No. Jersey number	Pos. Position		



Tournament Progress

As of SAT 20 APR 2024

Rank	Team	GP	W	OTW	OTL	L	GDF	GF:GA	PTS
1	NOR	5	4	1	0	0	+54	57 : 3	14
2	GER	5	4	0	1	0	+54	60 : 6	13
3	SWE	5	3	0	0	2	+18	27 : 9	9
4	KAZ	5	2	0	0	3	-8	17 : 25	6
5	FRA	5	0	1	0	4	-60	4 : 64	2
6	GBR	5	0	0	1	4	-58	6 : 64	1

Game	Group	Date	Time	Teams	Results	1	2	3	OT	PSS	Venue
1		MON 15 APR	11:00 GMT+2	GER - GBR	23 - 1	9 - 0	5 - 1	9 - 0			Skien Fritidspark
2		MON 15 APR	15:00 GMT+2	SWE - KAZ	3 - 1	1 - 0	2 - 0	0 - 1			Skien Fritidspark
3		MON 15 APR	19:00 GMT+2	FRA - NOR	0 - 25	0 - 9	0 - 8	0 - 8			Skien Fritidspark
4		TUE 16 APR	11:00 GMT+2	GER - KAZ	12 - 1	6 - 0	4 - 0	2 - 1			Skien Fritidspark
5		TUE 16 APR	15:00 GMT+2	SWE - FRA	12 - 1	3 - 1	4 - 0	5 - 0			Skien Fritidspark
6		TUE 16 APR	19:00 GMT+2	GBR - NOR	0 - 18	0 - 9	0 - 8	0 - 1			Skien Fritidspark
7		WED 17 APR	11:00 GMT+2	GER - SWE	4 - 0	2 - 0	1 - 0	1 - 0			Skien Fritidspark
8		WED 17 APR	15:00 GMT+2	GBR - FRA	2 - 3	0 - 1	2 - 0	0 - 1	0 - 1		Skien Fritidspark
9		WED 17 APR	19:00 GMT+2	NOR - KAZ	7 - 0	3 - 0	1 - 0	3 - 0			Skien Fritidspark
10		FRI 19 APR	11:00 GMT+2	KAZ - GBR	8 - 3	1 - 0	3 - 2	4 - 1			Skien Fritidspark
11		FRI 19 APR	15:00 GMT+2	FRA - GER	0 - 18	0 - 8	0 - 4	0 - 6			Skien Fritidspark
12		FRI 19 APR	19:00 GMT+2	NOR - SWE	3 - 0	0 - 0	3 - 0	0 - 0			Skien Fritidspark
13		SAT 20 APR	11:00 GMT+2	KAZ - FRA	7 - 0	3 - 0	2 - 0	2 - 0			Skien Fritidspark
14		SAT 20 APR	15:00 GMT+2	SWE - GBR	12 - 0	2 - 0	5 - 0	5 - 0			Skien Fritidspark
15		SAT 20 APR	19:00 GMT+2	NOR - GER	4 - 3	1 - 1	1 - 2	1 - 0	1 - 0		Skien Fritidspark

Note:
Rank within each group is based on points. For tie-break rules see 'Competition Format and Rules'.

Legend:	
1 1st period	2 2nd period
3 3rd period	GA Goals against
GF Goals for	GP Games played
PSS Penalty-Shot Shootout	L Losses
OTL Overtime loss	OTW Overtime win
PTS Points	W Wins
	GDF Goal difference
	OT Overtime



Game Roster

GER - GBR

Referee

FERGENBAUM Matt (CAN)

Linesmen

LONNQVIST Tom (FIN) , WIEST Alexander (ITA)

Goalkeepers

Team: GER

No.	Name	Gen	GP	MIP	GA	SVS	SOG	SVS%	GAA
22	MUEHLHANS Veit	M	0	00:00	0	0	0	0.00	0.00
47	KUNST Simon	M	0	00:00	0	0	0	0.00	0.00

Team Roster

Team: GER (White)

No.	Pos.	Name	Gen	GP	G	A	PTS	PIM	+/-
6	D	RAEDLER Hugo	M	0	0	0	0	0	0
7	D	UHLEMANN Lars	M	0	0	0	0	0	0
8	F	RENNHACK Frank	M	0	0	0	0	0	0
9	F	REIMANN Leopold	M	0	0	0	0	0	0
14	F	BUSSMANN Jano	M	0	0	0	0	0	0
21	F	BETZ Steven	M	0	0	0	0	0	0
22	GK	MUEHLHANS Veit	M	0	0	0	0	0	0
33	F	KUHLI-LAUENSTEIN Ingo	M	0	0	0	0	0	0
43	F	HERING Bernhard	M	0	0	0	0	0	0
44	F	BRELAGE Jan Malte	M	0	0	0	0	0	0
47	GK	KUNST Simon	M	0	0	0	0	0	0
52	D	PABST Robert	M	0	0	0	0	0	0
55	D	STUMPE Sven	M	0	0	0	0	0	0
77	F	WEDDE Joerg	M	0	0	0	0	0	0
83	D	PILZ Christian	M	0	0	0	0	0	0
96	F	FELDERHOFF Benedikt	M	0	0	0	0	0	0
97	F	SCHRADER Felix	M	0	0	0	0	0	0

Head Coach: POKORNY Andreas

Team: GBR

No.	Name	Gen	GP	MIP	GA	SVS	SOG	SVS%	GAA
20	HACKWORTH Bryan	M	0	00:00	0	0	0	0.00	0.00
31	HILL Nicole Jodi	F	0	00:00	0	0	0	0.00	0.00

Team: GBR (Blue)

No.	Pos.	Name	Gen	GP	G	A	PTS	PIM	+/-
3	F	DAVIES Joshua	M	0	0	0	0	0	0
6	F	NICHOLSON Karl	M	0	0	0	0	0	0
7	F	WATTS Dani	F	0	0	0	0	0	0
8	F	QUIRK Stacey	F	0	0	0	0	0	0
9	F	CHRISTOPHER Tyler	M	0	0	0	0	0	0
10	D	GREGORY Felicity	F	0	0	0	0	0	0
13	D	FARMER Gary	M	0	0	0	0	0	0
18	F	O'BRIEN Ben	M	0	0	0	0	0	0
20	GK	HACKWORTH Bryan	M	0	0	0	0	0	0
22	D	le GALLOUDEC Jonathon	M	0	0	0	0	0	0
28	D	COLQUITT Mark	M	0	0	0	0	0	0
31	GK	HILL Nicole Jodi	F	0	0	0	0	0	0
33	D	BROWN Paul	M	0	0	0	0	0	0
40	F	SHAKESPEARE Callum	M	0	0	0	0	0	0
66	F	COUCH Shannon	F	0	0	0	0	0	0
88	F	MELLOR John	M	0	0	0	0	0	0
89	D	BARKER Damien	M	0	0	0	0	0	0
97	F	LAHAN Dean	M	0	0	0	0	0	0

Head Coach: ASSINCK Peggy

Legend:		
+/- Plus/minus net	A Assists	D Defence
G Goals	GA Goals against	GAA Goals against as average per 45 minutes
GK Goalkeeper	GP Games played	M Male
No. Jersey number	PIM Penalties in minutes	Pos. Position
SOG Shots on goal	SVS Saves	SVS% Saves in percentage
		F Female / Forward
		Gen Gender
		MIP Minutes and seconds played
		PTS Points



Line-ups

GER - GBR

Referee

FERGENBAUM Matt (CAN)

Linesmen

LONNQVIST Tom (FIN) , WIEST Alexander (ITA)

Goalkeepers

Team: GER

No.	Name	Gen
47	KUNST Simon	M
22	MUEHLHANS Veit	M

Team: GBR

No.	Name	Gen
20	HACKWORTH Bryan	M
31	HILL Nicole Jodi	F

Team Line-ups

Team: GER (White)

No.	Pos.	Name	Gen
6	D	RAEDLER Hugo	M
52	D	PABST Robert	M
8	F	RENNHACK Frank +A	M
43	F	HERING Bernhard	M
77	F	WEDDE Joerg	M
55	D	STUMPE Sven	M
14	F	BUSSMANN Jano	M
33	F	KUHLI-LAUENSTEIN Ingo +A	M
44	F	BRELAGE Jan Malte +C	M
97	F	SCHRADER Felix	M
83	D	PILZ Christian	M
9	F	REIMANN Leopold	M
21	F	BETZ Steven	M
96	F	FELDERHOFF Benedikt	M

Head Coach: POKORNY Andreas

NOT DRESSED:

7	D	UHLEMANN Lars	M
---	---	---------------	---

Team: GBR (Blue)

No.	Pos.	Name	Gen
13	D	FARMER Gary +A	M
22	D	le GALLOUDEC Jonathon +A	M
6	F	NICHOLSON Karl +C	M
8	F	QUIRK Stacey	F
40	F	SHAKESPEARE Callum	M
28	D	COLQUITT Mark	M
3	F	DAVIES Joshua	M
18	F	O'BRIEN Ben	M
66	F	COUCH Shannon	F
88	F	MELLOR John	M
10	D	GREGORY Felicity	F
33	D	BROWN Paul	M
97	F	LAHAN Dean	M

Head Coach: ASSINCK Peggy

NOT DRESSED:

7	F	WATTS Dani	F
9	F	CHRISTOPHER Tyler	M
89	D	BARKER Damien	M

Legend:

+A	Assistant Captain	+C	Captain	D	Defence	F	Female / Forward
Gen	Gender	M	Male	No.	Jersey number	Pos.	Position



Graphical Line-ups

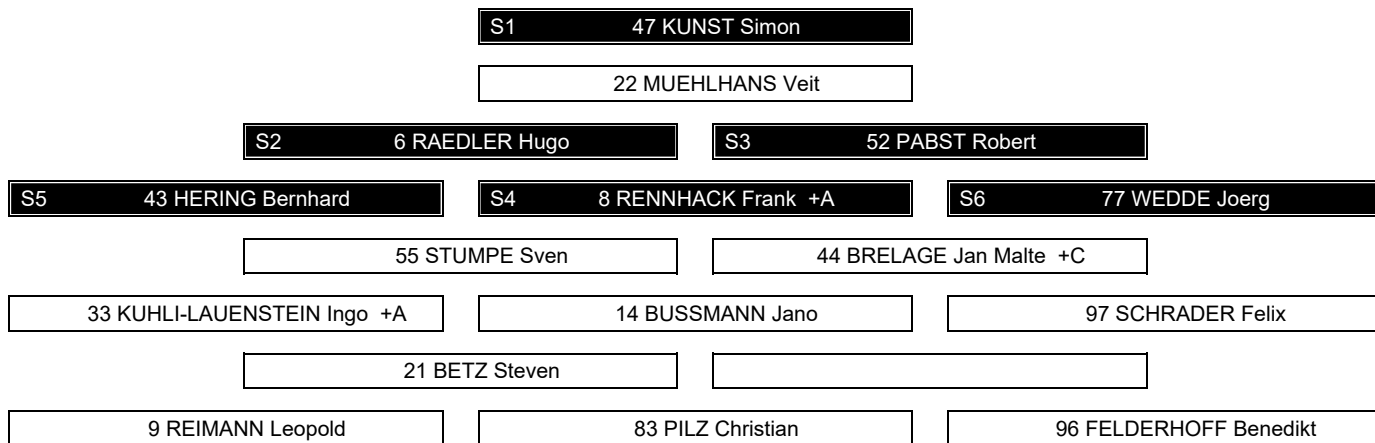
GER - GBR

Referee
FERGENBAUM Matt (CAN)

Linesmen
LONNQVIST Tom (FIN) , WIEST Alexander (ITA)

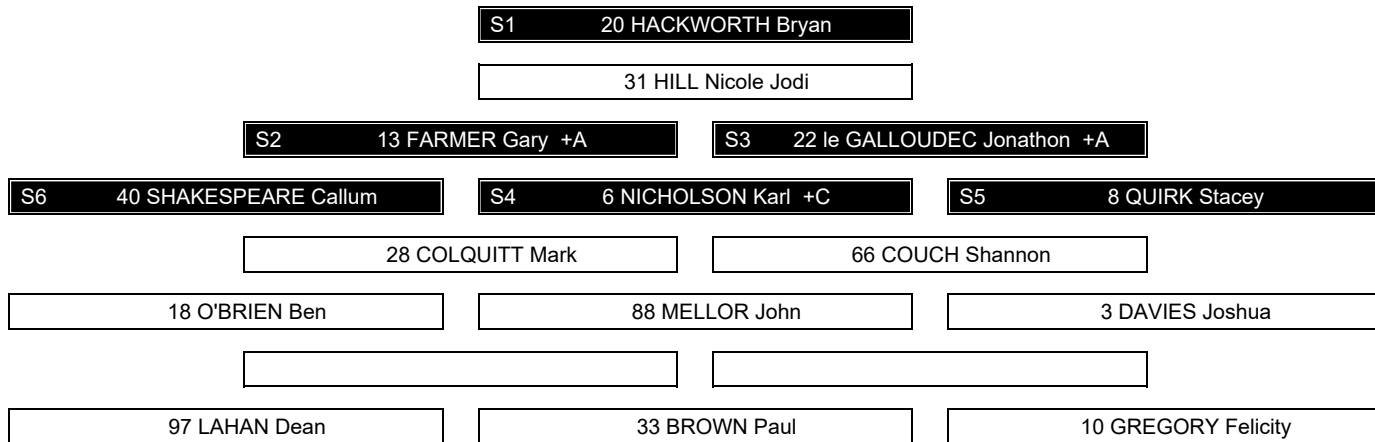
Team: GER - Germany (White)

Head Coach: POKORNY Andreas



Team: GBR - Great Britain (Blue)

Head Coach: ASSINCK Peggy



Legend:	+A Assistant Captain	+C Captain	Sn Starting position
----------------	-----------------------------	-------------------	-----------------------------



Game Summary

GER - GBR 23 - 1 (9 - 0 , 5 - 1 , 9 - 0)

Spectators	Referee	Linesmen
52	FERGENBAUM Matt (CAN)	LONNQVIST Tom (FIN) , WIEST Alexander (ITA)

Team Statistics

Period	Score	SVS	SOG	PIM	TPP	PPG	SHG
1	9 : 0	0 : 4	13 : 0	2 : 2	00:29 : 02:00	1 : 0	2 : 0
2	5 : 1	2 : 11	16 : 3	4 : 0	00:00 : 02:55	0 : 1	1 : 0
3	9 : 0	2 : 12	21 : 2	2 : 0	00:00 : 02:00	0 : 0	2 : 0
Total	23 : 1	4 : 27	50 : 5	8 : 2	00:29 : 06:55	1 : 1	5 : 0

1st Period

Action	Time	ET/Res	Team	Type	No.	Name	(G)	Name of Assistant(s) / Action Description
GK	00:00		GBR		20	HACKWORTH B	-	Goalkeeper in
GK	00:00		GER		47	KUNST S	-	Goalkeeper in
Goal	01:24	1 : 0	GER	EQ	97	SCHRADER F	(1)	8 RENNHACK F 52 PABST R On Ice GER 47 6 8 52 77 97 GBR 20 6 8 13 22 40
Goal	01:59	2 : 0	GER	EQ	97	SCHRADER F	(2)	On Ice GER 47 14 33 44 55 97 GBR 20 6 8 13 66 97
Penalty	03:00	05:00	GER	2 min.	43	HERING B	-	Interference
Goal	04:00	3 : 0	GER	SH1	97	SCHRADER F	(3)	6 RAEDLER H 52 PABST R On Ice GER 47 6 33 52 97 GBR 20 6 8 13 22 66
Goal	04:19	4 : 0	GER	SH1	8	RENNHACK F	(1)	77 WEDDE J 52 PABST R On Ice GER 47 8 44 52 77 GBR 20 8 22 40 66 88
Penalty	05:20	05:49	GBR	2 min.	13	FARMER G	-	Teeing
Goal	05:49	5 : 0	GER	PP1	97	SCHRADER F	(4)	96 FELDERHOFF B 52 PABST R On Ice GER 47 6 8 52 96 97 GBR 20 8 22 66 97
Goal	10:23	6 : 0	GER	EQ	97	SCHRADER F	(5)	9 REIMANN L 52 PABST R On Ice GER 47 9 43 44 52 97 GBR 20 6 8 13 22 97
Goal	11:02	7 : 0	GER	EQ	52	PABST R	(1)	43 HERING B On Ice GER 47 6 8 43 52 77 GBR 20 6 8 22 33 97
Goal	11:18	8 : 0	GER	EQ	21	BETZ S	(1)	77 WEDDE J On Ice GER 47 21 44 55 77 83 GBR 20 8 13 40 66 88
Goal	14:17	9 : 0	GER	EQ	8	RENNHACK F	(2)	43 HERING B On Ice GER 47 8 43 44 55 96 GBR 20 3 6 8 28 40

2nd Period

Action	Time	ET/Res	Team	Type	No.	Name	(G)	Name of Assistant(s) / Action Description
GK	15:00		GBR		31	HILL NJ	-	Goalkeeper in
GK	15:00		GER		22	MUEHLHANS V	-	Goalkeeper in
Penalty	15:56	17:56	GER	2 min.	43	HERING B	-	Unsportsmanlike Conduct
Goal	17:38	10 : 0	GER	SH1	97	SCHRADER F	(6)	44 BRELAGÉ JM On Ice GER 22 33 44 55 97 GBR 31 3 8 13 22 66
Goal	18:49	11 : 0	GER	EQ	14	BUSSMANN J	(1)	22 MUEHLHANS V On Ice GER 22 14 21 43 44 83 GBR 31 8 22 28 40 97
Goal	20:32	12 : 0	GER	EQ	97	SCHRADER F	(7)	On Ice GER 22 8 43 44 96 97 GBR 31 6 13 28 33 40
Goal	24:52	13 : 0	GER	EQ	43	HERING B	(1)	52 PABST R 8 RENNHACK F On Ice GER 22 6 8 43 52 96 GBR 31 6 8 13 22 33
Penalty	26:35	27:30	GER	2 min.	77	WEDDE J	-	Teeing
Goal	27:30	13 : 1	GBR	PP1	13	FARMER G	(1)	6 NICHOLSON K On Ice GER 22 8 43 44 55 GBR 31 6 8 13 22 66
Goal	28:08	14 : 1	GER	EQ	33	KUHLI-LAUENSTEIN I	(1)	97 SCHRADER F On Ice GER 22 6 9 33 52 97 GBR 31 6 28 33 40 66

3rd Period

Action	Time	ET/Res	Team	Type	No.	Name	(G)	Name of Assistant(s) / Action Description
Goal	31:48	15 : 1	GER	EQ	8	RENNHACK F	(3)	43 HERING B 44 BRELAGÉ JM On Ice GER 22 6 8 43 44 96 GBR 31 3 8 13 22 66



MON 15 APR 2024

Start Time 11:00
End Time 13:01

Mixed

Round Robin, Game 1



Action	Time	ET/Res	Team	Type	No.	Name	(G)	Name of Assistant(s)	Action Description
Goal	32:06	16 : 1	GER	EQ	97	SCHRADER F	(8)	44 BRELAGE JM	On Ice GER 22 9 33 44 55 97 GBR 31 18 22 28 40 88
Goal	32:48	17 : 1	GER	EQ	9	REIMANN L	(1)	97 SCHRADER F	On Ice GER 22 6 9 33 52 97 GBR 31 18 28 40 66 88
Goal	33:32	18 : 1	GER	EQ	83	PILZ C	(1)	44 BRELAGE JM	On Ice GER 22 14 21 44 77 83 GBR 31 10 13 33 66 97
Goal	33:47	19 : 1	GER	EQ	43	HERING B	(2)		On Ice GER 22 6 8 43 52 96 GBR 31 10 13 22 33 97
Goal	39:30	20 : 1	GER	EQ	43	HERING B	(3)		On Ice GER 22 8 21 43 44 96 GBR 31 10 28 33 66 97
Penalty	39:55	41:55	GER	2 min.	33	KUHLLI-LAUENSTEIN I		- Boarding	
Goal	40:20	21 : 1	GER	SH1	14	BUSSMANN J	(2)	97 SCHRADER F	On Ice GER 22 6 14 52 97 GBR 31 8 13 22 40 88
Goal	41:51	22 : 1	GER	SH1	43	HERING B	(4)		On Ice GER 22 6 8 43 55 GBR 31 8 13 22 33 97
Goal	44:14	23 : 1	GER	EQ	33	KUHLLI-LAUENSTEIN I	(2)	97 SCHRADER F 14 BUSSMANN J	On Ice GER 22 14 33 43 52 97 GBR 31 8 13 33 66 97
GK	45:00		GER						22 MUEHLHANS V - Goalkeeper out
GK	45:00		GBR						31 HILL NJ - Goalkeeper out

Goalkeeper Records

Team : GER - Germany

Team : GBR - Great Britain

No.	Name	SOG	SVS	MIP
22	MUEHLHANS Veit	3	2	30:00
47	KUNST Simon	2	2	15:00

No.	Name	SOG	SVS	MIP
31	HILL Nicole Jodi	37	23	30:00
20	HACKWORTH Bryan	13	4	15:00

Game Statistics

Team : GER (White)

Head Coach : POKORNY Andreas

No.	Pos.	Name	Gen	G	A	P	PIM	FO+	FO-FO+/-	FO%	Shots on Goal					+/-	Time on Ice					
											1	2	3	OT	TS		1	2	3	OT	TOT	SHF
6	D	RAEDLER Hugo	M	0	1	1	0	0	0	0.00	0	0	2	2	+10	0:00	0:00	0:00	0:00	0:00	0	0:00
8	F	RENNHACK Frank +A	M	3	2	5	0	1	1	0 50.00	2	0	1	3	+10	0:00	0:00	0:00	0:00	0:00	0	0:00
43	F	HERING Bernhard	M	4	3	7	4	14	4	10 77.78	1	3	3	7	+11	0:00	0:00	0:00	0:00	0:00	0	0:00
52	D	PABST Robert	M	1	6	7	0	0	0	0.00	1	2	2	5	+11	0:00	0:00	0:00	0:00	0:00	0	0:00
77	F	WEDDE Joerg	M	0	2	2	2	0	0	0.00	1	2	2	5	+5	0:00	0:00	0:00	0:00	0:00	0	0:00
14	F	BUSSMANN Jano (BP)	M	2	1	3	0	8	1	7 88.89	1	2	1	4	+5	0:00	0:00	0:00	0:00	0:00	0	0:00
33	F	KUHLLI-LAUENSTEIN Ingo +A	M	2	0	2	2	13	4	9 76.47	0	2	3	5	+7	0:00	0:00	0:00	0:00	0:00	0	0:00
44	F	BRELAGE Jan Malte +C	M	0	4	4	0	1	0	1 100.00	0	2	1	3	+12	0:00	0:00	0:00	0:00	0:00	0	0:00
55	D	STUMPE Sven	M	0	0	0	0	2	0	2 100.00	0	0	0	0	+6	0:00	0:00	0:00	0:00	0:00	0	0:00
97	F	SCHRADER Felix	M	8	4	12	0	0	0	0.00	6	3	1	10	+11	0:00	0:00	0:00	0:00	0:00	0	0:00
9	F	REIMANN Leopold	M	1	1	2	0	0	0	0.00	0	0	1	1	+4	0:00	0:00	0:00	0:00	0:00	0	0:00
21	F	BETZ Steven	M	1	0	1	0	3	0	3 100.00	1	0	1	2	+4	0:00	0:00	0:00	0:00	0:00	0	0:00
83	D	PILZ Christian	M	1	0	1	0	0	1	-1 0.00	0	0	2	2	+3	0:00	0:00	0:00	0:00	0:00	0	0:00
96	F	FELDERHOFF Benedikt	M	0	1	1	0	0	1	-1 0.00	0	0	1	1	+6	0:00	0:00	0:00	0:00	0:00	0	0:00
22	GK	MUEHLHANS Veit	M	0	1	1	0				0	0	0	0								
47	GK	KUNST Simon	M	0	0	0	0				0	0	0	0								
Total				23	26	49	8	42	12	30 77.78	13	16	21	50								

Team : GBR (Blue)

Head Coach : ASSINCK Peggy

No.	Pos.	Name	Gen	G	A	P	PIM	FO+	FO-FO+/-	FO%	Shots on Goal					+/-	Time on Ice					
											1	2	3	OT	TS		1	2	3	OT	TOT	SHF
6	F	NICHOLSON Karl +C (BP)	M	0	1	1	0	7	22	-15 24.14	0	1	0	1	-9	0:00	0:00	0:00	0:00	0:00	0	0:00
8	F	QUIRK Stacey	F	0	0	0	0	0	0	0.00	0	0	0	0	-15	0:00	0:00	0:00	0:00	0:00	0	0:00
13	D	FARMER Gary +A	M	1	0	1	2	0	0	0 0.00	0	2	2	4	-14	0:00	0:00	0:00	0:00	0:00	0	0:00
22	D	le GALLOUDEC Jonathon +A	M	0	0	0	0	0	0	0.00	0	0	0	0	-13	0:00	0:00	0:00	0:00	0:00	0	0:00
40	F	SHAKESPEARE Callum	M	0	0	0	0	0	0	0.00	0	0	0	0	-10	0:00	0:00	0:00	0:00	0:00	0	0:00
3	F	DAVIES Joshua	M	0	0	0	0	0	0	0.00	0	0	0	0	-3	0:00	0:00	0:00	0:00	0:00	0	0:00
18	F	O'BRIEN Ben	M	0	0	0	0	0	0	0.00	0	0	0	0	-2	0:00	0:00	0:00	0:00	0:00	0	0:00



Head Coach : ASSINCK Peggy

No.	Pos.	Name	Gen	G	A	P	PIM	FO+	FO-	FO+/-	FO%	Shots on Goal					+/-	Time on Ice					
												1	2	3	OT	TS		1	2	3	OT	TOT	SHF
28	D	COLQUITT Mark	M	0	0	0	0	0	0	0	0.00	0	0	0	0	-7	0:00	0:00	0:00	0:00	0:00	0	0:00
66	F	COUCH Shannon	F	0	0	0	0	0	0	0	0.00	0	0	0	0	-11	0:00	0:00	0:00	0:00	0:00	0	0:00
88	F	MELLOR John	M	0	0	0	0	3	11	-8	21.43	0	0	0	0	-5	0:00	0:00	0:00	0:00	0:00	0	0:00
10	D	GREGORY Felicity	F	0	0	0	0	0	0	0	0.00	0	0	0	0	-3	0:00	0:00	0:00	0:00	0:00	0	0:00
33	D	BROWN Paul	M	0	0	0	0	1	7	-6	12.50	0	0	0	0	-9	0:00	0:00	0:00	0:00	0:00	0	0:00
97	F	LAHAN Dean	M	0	0	0	0	1	2	-1	33.33	0	0	0	0	-9	0:00	0:00	0:00	0:00	0:00	0	0:00
20	GK	HACKWORTH Bryan	M	0	0	0	0					0	0	0	0								
31	GK	HILL Nicole Jodi	F	0	0	0	0					0	0	0	0								
Total				1	1	2	2	12	42	-30	22.22	0	3	2	5								

Round Robin

R	Team	GP	W	OTW	OTL	L	GDF	GF : GA	PTS
1	GER	1	1	0	0	0	+22	23 : 1	3
2	GBR	1	0	0	0	1	-22	1 : 23	0
-	NOR	0							
-	SWE	0							
-	KAZ	0							
-	FRA	0							

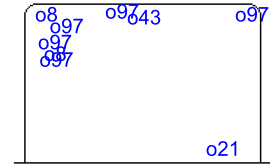
	FRA	GBR	GER	KAZ	NOR	SWE
FRA	***** WED 17 APR 15:00	WED 17 APR 15:00	FRI 19 APR 15:00	SAT 20 APR 11:00	MON 15 APR 19:00	TUE 16 APR 15:00
GBR	WED 17 APR 15:00	***** 1:23	FRI 19 APR 11:00	FRI 19 APR 11:00	TUE 16 APR 19:00	SAT 20 APR 15:00
GER	FRI 19 APR 15:00	23:1	*****	TUE 16 APR 11:00	SAT 20 APR 19:00	WED 17 APR 11:00
KAZ	SAT 20 APR 11:00	FRI 19 APR 11:00	TUE 16 APR 11:00	*****	WED 17 APR 19:00	MON 15 APR 15:00
NOR	MON 15 APR 19:00	TUE 16 APR 19:00	SAT 20 APR 19:00	WED 17 APR 19:00	*****	FRI 19 APR 19:00
SWE	TUE 16 APR 15:00	SAT 20 APR 15:00	WED 17 APR 11:00	MON 15 APR 15:00	FRI 19 APR 19:00	*****

Legend:	
(G) Goals in tournament	* does not count for Plus/minus
+C Captain	A Assists
ET/Res Penalty end time/Result of game	F Female / Forward
FO+ Face-offs won	FO+/- Face-offs net
GDF Goal difference	Gen Gender
GP Games played	L Losses
No. Jersey number	OT Overtime
P Points	PIM Penalties in minutes
PPG Power play goals	PTS Points
SHG Shorthanded goals	SOG Shots on goal
TS Total shots	W Wins
	+/- Plus/minus net
	D Defence
	FO- Face-offs lost
	G Goals
	GF Goals for
	M Male
	OTL Overtime losses
	Pos. Position
	R Rank
	SVS Saves
	+A Assistant Captain
	EQ Equal strength
	FO% Face-offs won as percentage
	GA Goals against
	GK Goalkeeper
	MIP Minutes in play (GK)
	OTW Overtime wins
	PP1 Power play - 1 player
	SH1 Shorthanded - 1 player
	TPP Time on power play



Shot Chart GER - GBR

Shots by GER
Goals (o): 9 SSG (+): 4
SSP (<): 0 SPG (-): 4



GK 20 of GBR



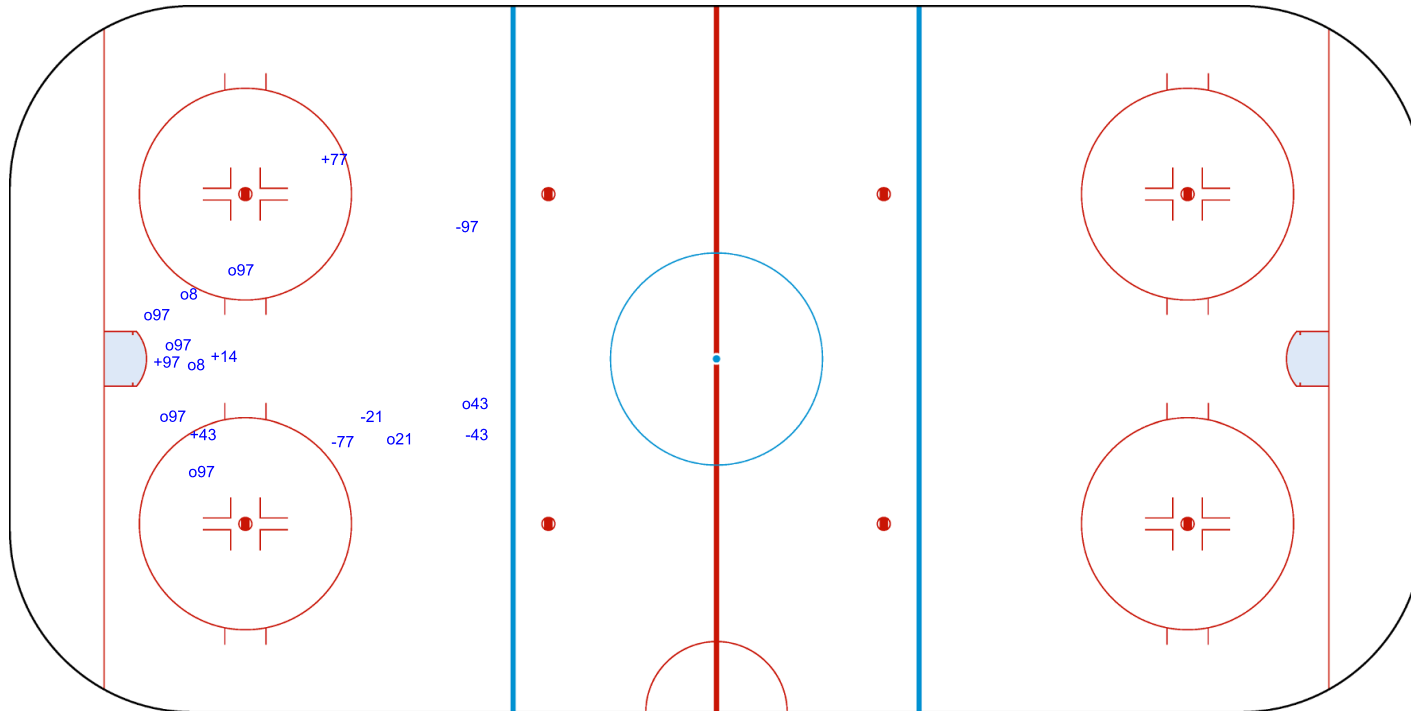
Period: 1



Shots by GBR
Goals (o): 0 SSG (+): 0
SSP (>): 0 SPG (-): 0



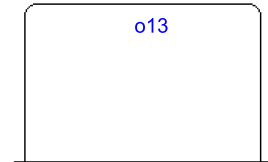
GK 47 of GER





Shots by GBR

Goals (o): 1 SSG (+): 2
SSP (<): 0 SPG (-): 0



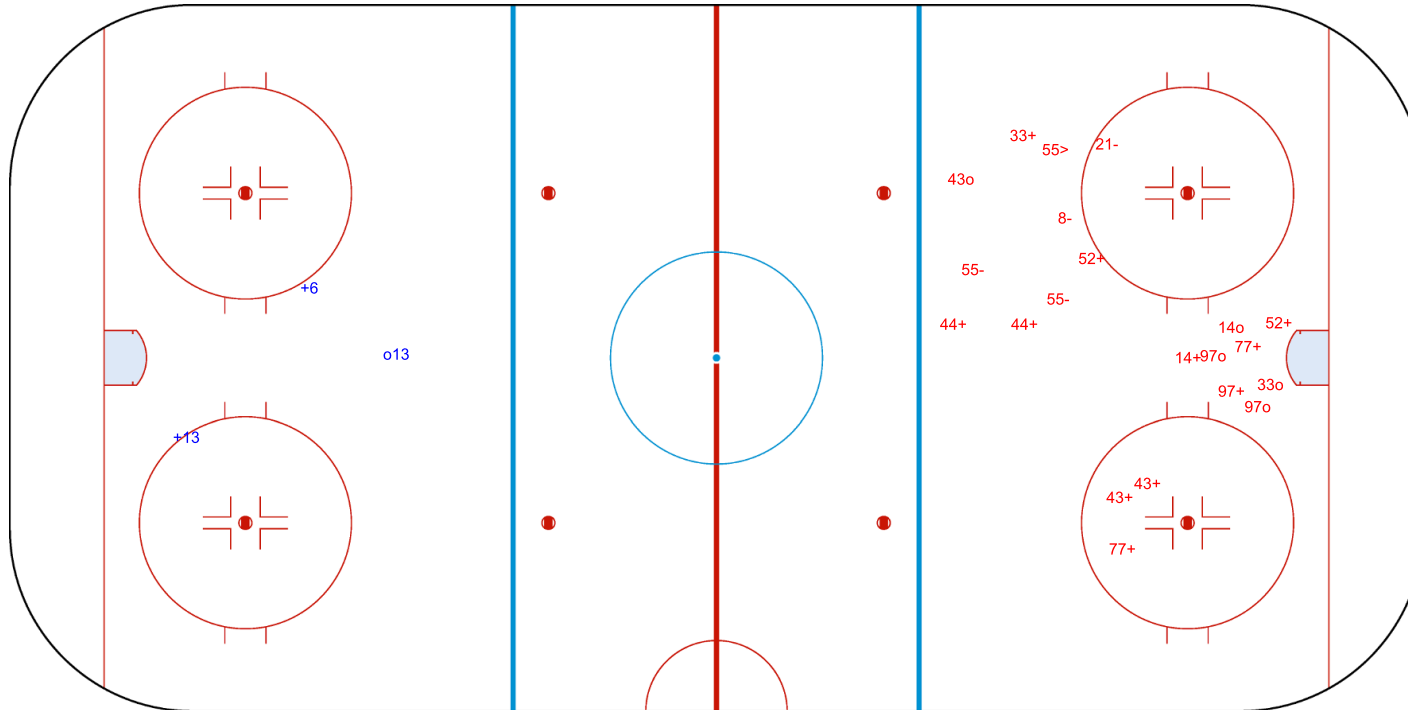
GK 22 of GER



GK 47 of GER




Period: 2

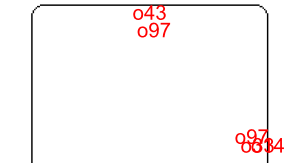


Shots by GER

Goals (o): 5 SSG (+): 11
SSP (>): 1 SPG (-): 4



GK 20 of GBR



GK 31 of GBR



Shots by GER

Goals (o): 9 SSG (+): 12
SSP (-): 2 SPG (-): 2

o8	o43	o97
	o33	
o9	o43	o88

GK 31 of GBR



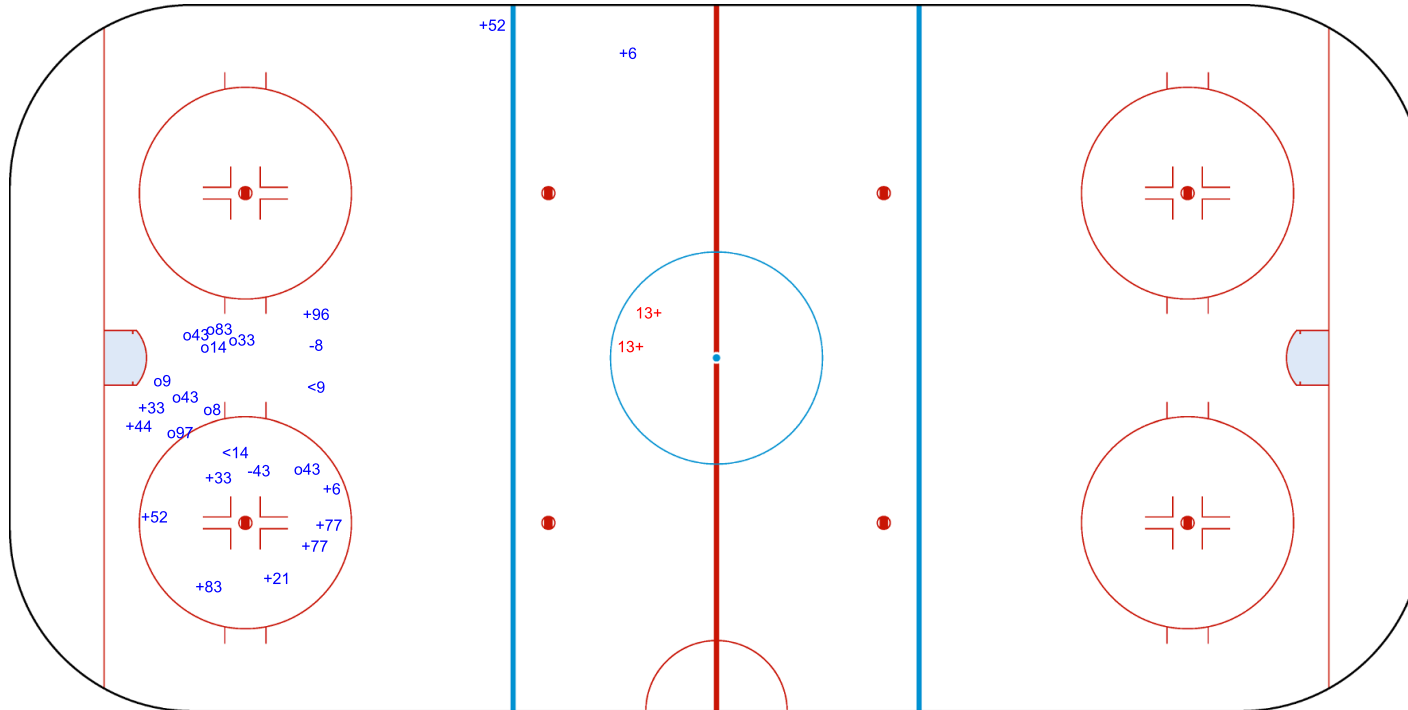
Period: 3



Shots by GBR

Goals (o): 0 SSG (+): 2
SSP (>): 0 SPG (-): 0

GK 22 of GER



Legend:	GK Goalkeeper	SPG Shots past goal	SSG Shots saved by goalkeeper	SSP Shots saved by player
----------------	----------------------	----------------------------	--------------------------------------	----------------------------------



Face-off Chart
GER - GBR

PERIOD 1

	GER		GBR		GER		GBR		GER		GBR		Total wins all zones
	Def. zone	Att. zone	Neutral zone	Neutral zone	Att. zone	Def. zone	Att. zone	Def. zone	Att. zone	Def. zone	GER	GBR	
	- 33	+ 6	+ 8	- 88	- 8	+ 97							
			+ 33	- 6	- 43	+ 6							
			+ 43	- 97	+ 43	- 6							
			+ 21	- 88	+ 21	- 6							
			+ 21	- 88	+ 44	- 6							
			+ 43	- 6	+ 33	- 6							
			+ 33	- 6	- 43	+ 6							
Total wins / period	0 / 0%	1 / 100%	7 / 100%	0 / 0%	4 / 57%	3 / 43%					11 / 73%	4 / 27%	

PERIOD 2

	GER		GBR		GER		GBR		GER		GBR		Total wins all zones
	Def. zone	Att. zone	Neutral zone	Neutral zone	Att. zone	Def. zone	Att. zone	Def. zone	Att. zone	Def. zone	GER	GBR	
	+ 33	- 6	+ 33	- 6	+ 14	- 88							
			+ 14	- 88	+ 14	- 6							
			- 43	- 88	+ 43	- 6							
			+ 33	- 88	- 33	+ 88							
			+ 33	- 88	+ 14	- 6							
			+ 43	- 88	+ 33	- 6							
			+ 33	- 6	+ 43	- 6							
			+ 14	- 6	+ 43	- 6							
			- 96	+ 6									
Total wins / period	1 / 100%	0 / 0%	7 / 78%	2 / 22%	7 / 88%	1 / 12%					15 / 83%	3 / 17%	

PERIOD 3

	GER		GBR		GER		GBR		GER		GBR		Total wins all zones
	Def. zone	Att. zone	Neutral zone	Neutral zone	Att. zone	Def. zone	Att. zone	Def. zone	Att. zone	Def. zone	GER	GBR	
	+ 14	- 88	- 43	+ 6	- 33	+ 6							
			- 33	+ 88	+ 33	- 6							
			+ 33	- 88	+ 14	- 88							
			+ 14	- 33	- 14	+ 88							
			+ 43	- 33	+ 43	- 33							
			+ 33	- 6	+ 43	- 33							
			+ 55	- 6	+ 43	- 33							
			+ 55	- 33	+ 43	- 33							
			+ 43	- 6	+ 43	- 6							
			- 83	+ 33	+ 33	- 97							
Total wins / period	1 / 100%	0 / 0%	7 / 70%	3 / 30%	8 / 80%	2 / 20%					16 / 76%	5 / 24%	

TOTAL

	GER		GBR		GER		GBR		GER		GBR		Total wins all zones
	Def. zone	Att. zone	Neutral zone	Neutral zone	Att. zone	Def. zone	Att. zone	Def. zone	Att. zone	Def. zone	GER	GBR	
Total wins / game	2 / 67%	1 / 33%	21 / 81%	5 / 19%	19 / 76%	6 / 24%					42 / 78%	12 / 22%	



HEAD TO HEAD

		GBR								
No.	6	33	88	97	Tot	wins GER	Dz	Nz	Az	
GER	8		1 - 0	0 - 1	2	1 50%		1 100%	0 0%	
	14	3 - 0	1 - 0	4 - 1	9	8 89%	1 100%	3 100%	4 80%	
	21	1 - 0		2 - 0	3	3 100%		2 100%	1 100%	
	33	9 - 2		3 - 2	17	13 76%	1 50%	8 89%	4 67%	
	43	7 - 4	5 - 0	1 - 0	18	14 78%		5 71%	9 82%	
	44	1 - 0			1	1 100%			1 100%	
	55	1 - 0	1 - 0		2	2 100%		2 100%		
	83		0 - 1		1	0 0%		0 0%		
	96	0 - 1			1	0 0%		0 0%		
	Tot	29	8	14	3	54	42 78%	2 67%	21 81%	19 76%
wins GBR	7 24%	1 13%	3 21%	1 33%	12 22%					
Dz	3 20%	0 0%	2 50%	1 50%	6 24%					
Nz	3 25%	1 25%	1 11%	0 0%	5 19%					
Az	1 50%		0 0%		1 33%					

Legend:	Az Attacking zone	Dz Defending zone	No. Jersey number	Nz Neutral zone	Tot. Total face-offs played
----------------	--------------------------	--------------------------	--------------------------	------------------------	------------------------------------



Game Roster

SWE - KAZ

Referee

FLATEN Stian (NOR)

Linesmen

IWANIEC Przemyslaw (POL) , O'ROURKE Ryan (CAN)

Goalkeepers

Team: SWE

No.	Name	Gen	GP	MIP	GA	SVS	SOG	SVS%	GAA
5	NILSSON Ulf	M	0	00:00	0	0	0	0.00	0.00
24	JANSSON Dennis	M	0	00:00	0	0	0	0.00	0.00

Team Roster

Team: SWE (Blue)

No.	Pos.	Name	Gen	GP	G	A	PTS	PIM	+/-
5	GK	NILSSON Ulf	M	0	0	0	0	0	
6	D	NILSSON Peter	M	0	0	0	0	0	0
7	F	SZEPLAKY Elliot	M	0	0	0	0	0	0
9	D	LILJEBAEK Hugo	M	0	0	0	0	0	0
10	F	MENG Robin	M	0	0	0	0	0	0
15	F	PERSSON Caroline	F	0	0	0	0	0	0
18	D	OJALA Peter	M	0	0	0	0	0	0
22	F	DAHLSTEDT Robin	M	0	0	0	0	0	0
23	F	EKLUND Magnus	M	0	0	0	0	0	0
24	GK	JANSSON Dennis	M	0	0	0	0	0	
37	D	STRANDMARK Johan	M	0	0	0	0	0	0
68	F	LOPEZ Markus	M	0	0	0	0	0	0

Head Coach: LAHTINEN Timo

Team: KAZ

No.	Name	Gen	GP	MIP	GA	SVS	SOG	SVS%	GAA
1	MUKATOV Beimbet	M	0	00:00	0	0	0	0.00	0.00
20	BASMANOV Oleg	M	0	00:00	0	0	0	0.00	0.00

Team: KAZ (White)

No.	Pos.	Name	Gen	GP	G	A	PTS	PIM	+/-
1	GK	MUKATOV Beimbet	M	0	0	0	0	0	0
4	D	SHORMANOV Sundet	M	0	0	0	0	0	0
7	D	BONDARENKO Dmitriy	M	0	0	0	0	0	0
10	D	BEXULTAN Zhanibektarkhan	M	0	0	0	0	0	0
11	F	SABIROV Kairat	M	0	0	0	0	0	0
13	F	MIYANOV Maxat	M	0	0	0	0	0	0
14	D	BOKANOV Yerlik	M	0	0	0	0	0	0
16	F	KARIPBAYEV Kuat	M	0	0	0	0	0	0
20	GK	BASMANOV Oleg	M	0	0	0	0	0	
21	F	TOKTARBAYEV Aidos	M	0	0	0	0	0	0
73	F	PASKHALIDI Alexandr	M	0	0	0	0	0	0
87	D	AKHMETOV Almas	M	0	0	0	0	0	0

Head Coach: BIKSITOV Timur

Legend:		
+/-	Plus/minus net	A Assists
G	Goals	GA Goals against
GK	Goalkeeper	GP Games played
No.	Jersey number	PIM Penalties in minutes
SOG	Shots on goal	SVS Saves
D	Defence	GAA Goals against as average per 45 minutes
M	Male	F Female / Forward
Pos.	Position	Gen Gender
SVS%	Saves in percentage	MIP Minutes and seconds played
		PTS Points



Line-ups

SWE - KAZ

Referee

FLATEN Stian (NOR)

Linesmen

IWANIEC Przemyslaw (POL) , O'ROURKE Ryan (CAN)

Goalkeepers

Team: SWE

No.	Name	Gen
5	NILSSON Ulf	M
24	JANSSON Dennis	M

Team Line-ups

Team: SWE (Blue)

No.	Pos.	Name	Gen
6	D	NILSSON Peter +A	M
9	D	LILJEBAEK Hugo	M
18	D	OJALA Peter +C	M
10	F	MENG Robin +A	M
68	F	LOPEZ Markus	M
37	D	STRANDMARK Johan	M
22	F	DAHLSTEDT Robin	M
23	F	EKLUND Magnus	M
7	F	SZEPLAKY Elliot	M

Head Coach: LAHTINEN Timo

NOT DRESSED:

15 F PERSSON Caroline F

Team: KAZ

No.	Name	Gen
20	BASMANOV Oleg	M
1	MUKATOV Beimbet	M

Team: KAZ (White)

No.	Pos.	Name	Gen
10	D	BEXULTAN Zhanibektarkhan	M
87	D	AKHMETOV Almas	M
13	F	MIYANOV Maxat +A	M
16	F	KARIPBAYEV Kuat +C	M
21	F	TOKTARBAYEV Aidos +A	M
4	D	SHORMANOV Sundet	M
7	D	BONDARENKO Dmitriy	M
14	D	BOKANOV Yerlik	M
11	F	SABIROV Kairat	M
73	F	PASKHALIDI Alexandr	M

Head Coach: BIKSITOV Timur

Legend:

+A	Assistant Captain	+C	Captain	D	Defence	F	Female / Forward
Gen	Gender	M	Male	No.	Jersey number	Pos.	Position



Graphical Line-ups

SWE - KAZ

Referee
FLATEN Stian (NOR)

Linesmen
IWANIEC Przemyslaw (POL) , O'ROURKE Ryan (CAN)

Team: SWE - Sweden (Blue)

Head Coach: LAHTINEN Timo



Team: KAZ - Kazakhstan (White)

Head Coach: BIKSITOV Timur



Legend:	+A Assistant Captain	+C Captain	Sn Starting position
----------------	-----------------------------	-------------------	-----------------------------



Game Summary

SWE - KAZ 3 - 1 (1 - 0, 2 - 0, 0 - 1)

Spectators	Referee	Linesmen
57	FLATEN Stian (NOR)	IWANIEC Przemyslaw (POL) , O'ROURKE Ryan (CAN)

Team Statistics

Period	Score	SVS	SOG	PIM	TPP	PPG	SHG
1	1 : 0	3 : 2	3 : 3	0 : 2	02:00 : 00:00	0 : 0	0 : 0
2	2 : 0	3 : 0	2 : 3	0 : 2	00:49 : 00:00	1 : 0	0 : 0
3	0 : 1	3 : 1	1 : 4	0 : 4	02:05 : 00:00	0 : 0	0 : 0
Total	3 : 1	9 : 3	6 : 10	0 : 8	04:54 : 00:00	1 : 0	0 : 0

1st Period

Action	Time	ET/Res	Team	Type	No.	Name	(G) Name of Assistant(s) / Action Description
GK	00:00		KAZ		20	BASMANOV O	- Goalkeeper in
GK	00:00		SWE		5	NILSSON U	- Goalkeeper in
Penalty	00:43	02:43	KAZ	2 min.	16	KARIPBAYEV K	- Holding an opponent
Goal	04:38	1 : 0	SWE	EQ	6	NILSSON P	(1) 9 LILJEBAEK H On Ice SWE 5 6 7 9 37 68 KAZ 20 4 7 14 16 73

2nd Period

Action	Time	ET/Res	Team	Type	No.	Name	(G) Name of Assistant(s) / Action Description
Goal	15:36	2 : 0	SWE	EQ	10	MENG R	(1) 9 LILJEBAEK H On Ice SWE 5 6 9 10 18 68 68 LOPEZ M KAZ 20 10 13 16 21 87
Penalty	22:03	22:52	KAZ	2 min.	16	KARIPBAYEV K	- Teeing
Goal	22:52	3 : 0	SWE	PP1	18	OJALA P	(1) 68 LOPEZ M On Ice SWE 5 6 9 10 18 68 KAZ 20 4 7 14 73 *

3rd Period

Action	Time	ET/Res	Team	Type	No.	Name	(G) Name of Assistant(s) / Action Description
Goal	32:16	3 : 1	KAZ	EQ	87	AKHMETOV A	(1) 16 KARIPBAYEV K On Ice SWE 5 6 10 18 37 68 KAZ 20 10 13 16 21 87
Penalty	42:55	44:55	KAZ	2 min.	21	TOKTARBAYEV A	- Teeing
Penalty	44:31	45:00	KAZ	2 min.	10	BEXULTAN Z	- Teeing
GK	45:00		SWE				5 NILSSON U - Goalkeeper out
GK	45:00		KAZ				20 BASMANOV O - Goalkeeper out

Goalkeeper Records

Team : SWE - Sweden

No.	Name	SOG	SVS	MIP
5	NILSSON Ulf	10	9	45:00
24	JANSSON Dennis			

Team : KAZ - Kazakhstan

No.	Name	SOG	SVS	MIP
20	BASMANOV Oleg	6	3	45:00
1	MUKATOV Beimbet			

Game Statistics

Team : SWE (Blue)																								
Head Coach : LAHTINEN Timo										Shots on Goal			Time on Ice											
No.	Pos.	Name	Gen	G	A	P	PIM	FO+	FO-	FO+/-	FO%	1	2	3	OT	TS	+/-	1	2	3	OT	TOT	SHF	AVG
6	D	NILSSON Peter +A	M	1	0	1	0	0	0	0	0.00	1	0	1		2	+1	0:00	0:00	0:00		0:00	0	0:00
9	D	LILJEBAEK Hugo	M	0	2	2	0	1	0	1	100.00	1	0	0		1	+2	0:00	0:00	0:00		0:00	0	0:00
10	F	MENG Robin +A	M	1	0	1	0	4	3	1	57.14	0	1	0		1	0	0:00	0:00	0:00		0:00	0	0:00
18	D	OJALA Peter +C	M	1	0	1	0	0	0	0	0.00	0	1	0		1	0	0:00	0:00	0:00		0:00	0	0:00
68	F	LOPEZ Markus	M	0	2	2	0	18	8	10	69.23	1	0	0		1	+1	0:00	0:00	0:00		0:00	0	0:00
22	F	DAHLSTEDT Robin	M	0	0	0	0	0	0	0	0.00	0	0	0		0	0	0:00	0:00	0:00		0:00	0	0:00
23	F	EKLUND Magnus	M	0	0	0	0	0	0	0	0.00	0	0	0		0	0	0:00	0:00	0:00		0:00	0	0:00
37	D	STRANDMARK Johan	M	0	0	0	0	0	0	0	0.00	0	0	0		0	0	0:00	0:00	0:00		0:00	0	0:00
7	F	SZEPLAKY Elliot	M	0	0	0	0	0	0	0	0.00	0	0	0		0	+1	0:00	0:00	0:00		0:00	0	0:00
5	GK	NILSSON Ulf (BP)	M	0	0	0	0					0	0	0		0								



Head Coach : LAHTINEN Timo											Shots on Goal				Time on Ice										
No.	Pos.	Name	Gen	G	A	P	PIM	FO+	FO-	FO+/-	FO%	1	2	3	OT	TS	+/-	1	2	3	OT	TOT	SHF	AVG	
24	GK	JANSSON Dennis	M	0	0	0	0	0	0	0	0	0	0	0	0	0	0	1	2	3	OT	TOT	SHF	AVG	
Total				3	4	7	0	23	11	12	67.65	3	2	1		6									

Team : KAZ (White)

Head Coach : BIKSITOV Timur											Shots on Goal				Time on Ice									
No.	Pos.	Name	Gen	G	A	P	PIM	FO+	FO-	FO+/-	FO%	1	2	3	OT	TS	+/-	1	2	3	OT	TOT	SHF	AVG
10	D	BEXULTAN Zhanibektarkhan	M	0	0	0	2	1	3	-2	25.00	0	0	0	0	0	0	0:00	0:00	0:00		0:00	0	0:00
13	F	MIYANOV Maxat +A	M	0	0	0	0	0	0	0	0.00	0	0	0	0	0	0	0:00	0:00	0:00		0:00	0	0:00
16	F	KARIPBAYEV Kuat +C	M	0	1	1	4	7	13	-6	35.00	0	0	1	1	-1	0:00	0:00	0:00		0:00	0	0:00	
21	F	TOKTARBAYEV Aidos +A	M	0	0	0	2	0	0	0	0.00	1	3	0	4	0	0:00	0:00	0:00		0:00	0	0:00	
87	D	AKHMETOV Almas (BP)	M	1	0	1	0	0	0	0	0.00	2	0	2	4	0	0:00	0:00	0:00		0:00	0	0:00	
4	D	SHORMANOV Sundet	M	0	0	0	0	0	0	0	0.00	0	0	0	0	-1	0:00	0:00	0:00		0:00	0	0:00	
7	D	BONDARENKO Dmitriy	M	0	0	0	0	2	1	1	66.67	0	0	0	0	-1	0:00	0:00	0:00		0:00	0	0:00	
11	F	SABIROV Kairat	M	0	0	0	0	1	3	-2	25.00	0	0	0	0	0	0:00	0:00	0:00		0:00	0	0:00	
14	D	BOKANOV Yerlik	M	0	0	0	0	0	2	-2	0.00	0	0	1	1	-1	0:00	0:00	0:00		0:00	0	0:00	
73	F	PASKHALIDI Alexandr	M	0	0	0	0	0	1	-1	0.00	0	0	0	0	-1	0:00	0:00	0:00		0:00	0	0:00	
1	GK	MUKATOV Beimbet	M	0	0	0	0					0	0	0	0									
20	GK	BASMANOV Oleg	M	0	0	0	0					0	0	0	0									
Total				1	1	2	8	11	23	-12	32.35	3	3	4		10								

Round Robin

R	Team	GP	W	OTW	OTL	L	GDF	GF : GA	PTS
1	GER	1	1	0	0	0	+22	23 : 1	3
2	SWE	1	1	0	0	0	+2	3 : 1	3
3	KAZ	1	0	0	0	1	-2	1 : 3	0
4	GBR	1	0	0	0	1	-22	1 : 23	0
-	NOR	0							
-	FRA	0							


	FRA	GBR	GER	KAZ	NOR	SWE
FRA	***** WED 17 APR 15:00	WED 17 APR 15:00	FRI 19 APR 15:00	SAT 20 APR 11:00	MON 15 APR 19:00	TUE 16 APR 15:00
GBR	WED 17 APR 15:00	*****	1:23 FRI 19 APR 11:00	FRI 19 APR 11:00	TUE 16 APR 19:00	SAT 20 APR 15:00
GER	FRI 19 APR 15:00	23:1	*****	TUE 16 APR 11:00	SAT 20 APR 19:00	WED 17 APR 11:00
KAZ	SAT 20 APR 11:00	FRI 19 APR 11:00	TUE 16 APR 11:00	*****	WED 17 APR 19:00	1:3
NOR	MON 15 APR 19:00	TUE 16 APR 19:00	SAT 20 APR 19:00	WED 17 APR 19:00	*****	FRI 19 APR 19:00
SWE	TUE 16 APR 15:00	SAT 20 APR 15:00	WED 17 APR 11:00	3:1	FRI 19 APR 19:00	*****

Legend:	
(G) Goals in tournament	* does not count for Plus/minus
+C Captain	A Assists
ET/Res Penalty end time/Result of game	F Forward
FO+ Face-offs won	FO+/- Face-offs net
GDF Goal difference	Gen Gender
GP Games played	L Losses
No. Jersey number	OT Overtime
P Points	PIM Penalties in minutes
PPG Power play goals	PTS Points
SOG Shots on goal	SVS Saves
W Wins	+/- Plus/minus net
	D Defence
	FO- Face-offs lost
	G Goals
	GF Goals for
	M Male
	OTL Overtime losses
	Pos. Position
	R Rank
	TPP Time on power play
	+A Assistant Captain
	EQ Equal strength
	FO% Face-offs won as percentage
	GA Goals against
	GK Goalkeeper
	MIP Minutes in play (GK)
	OTW Overtime wins
	PP1 Power play - 1 player
	SHG Shorthanded goals
	TS Total shots



Shot Chart SWE - KAZ

Shots by SWE
Goals (o): 1 SSG (+): 2
SSP (<): 0 SPG (-): 4



GK 20 of KAZ



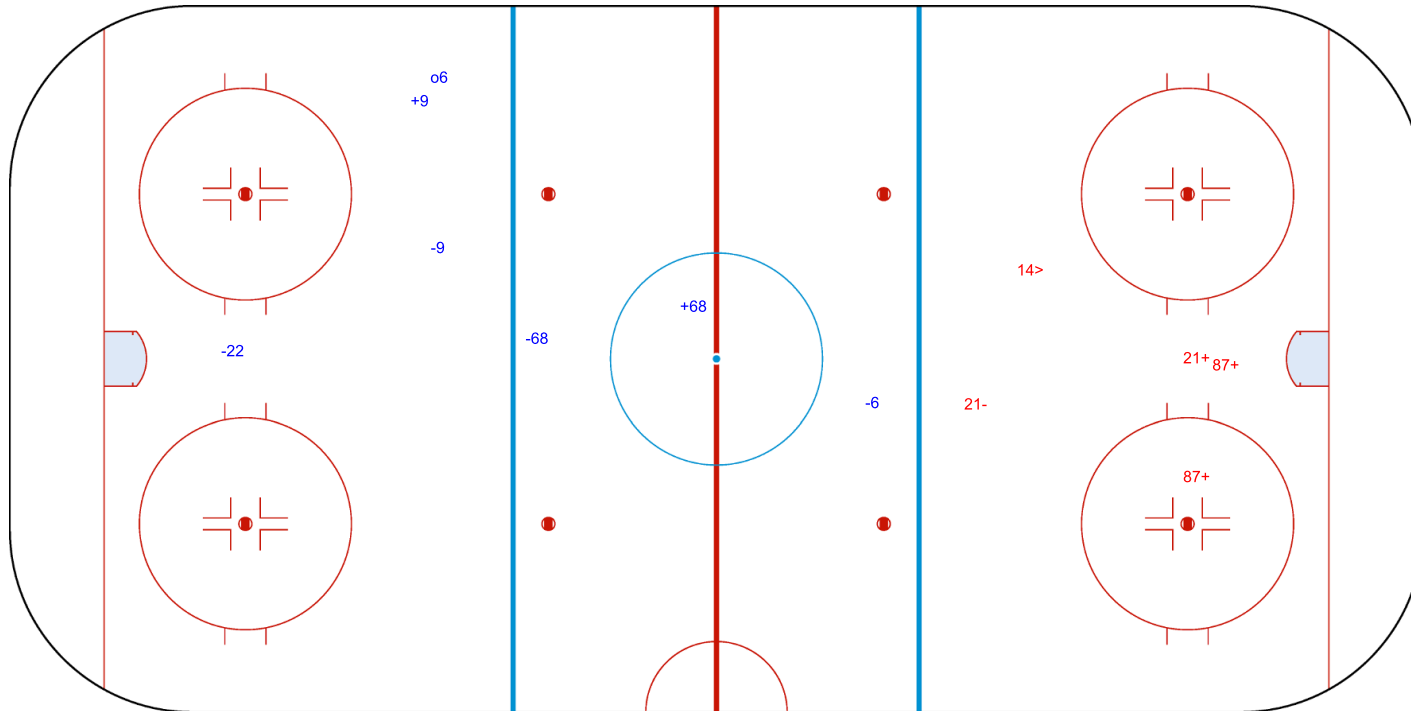
Period: 1



Shots by KAZ
Goals (o): 0 SSG (+): 3
SSP (>): 1 SPG (-): 1



GK 5 of SWE





Shots by KAZ
Goals (o): 0
SSP (<): 3

SSG (+): 3
SPG (-): 2



GK 5 of SWE




Period: 2

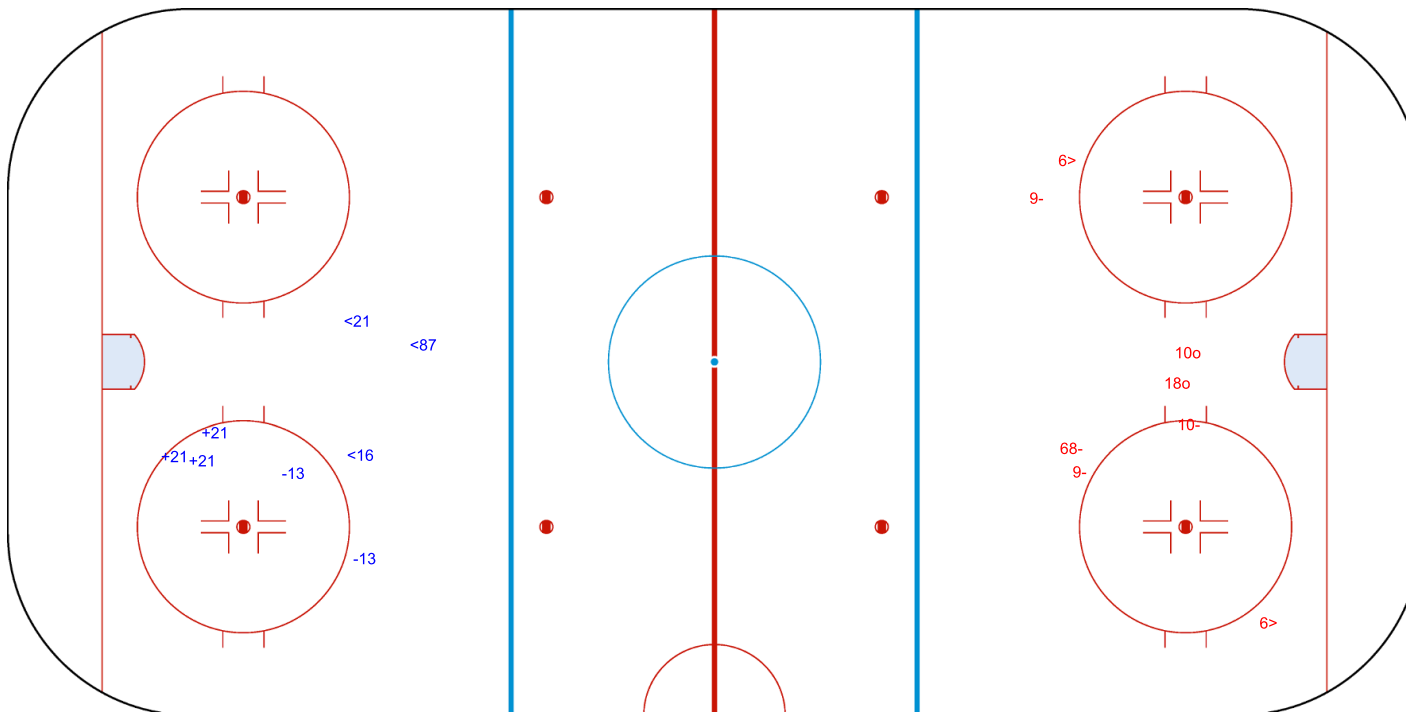


Shots by SWE
Goals (o): 2
SSP (>): 2

SSG (+): 0
SPG (-): 4



GK 20 of KAZ





Shots by SWE

Goals (o): 0 SSG (+): 1
SSP (<): 1 SPG (-): 4



GK 20 of KAZ




Period: 3



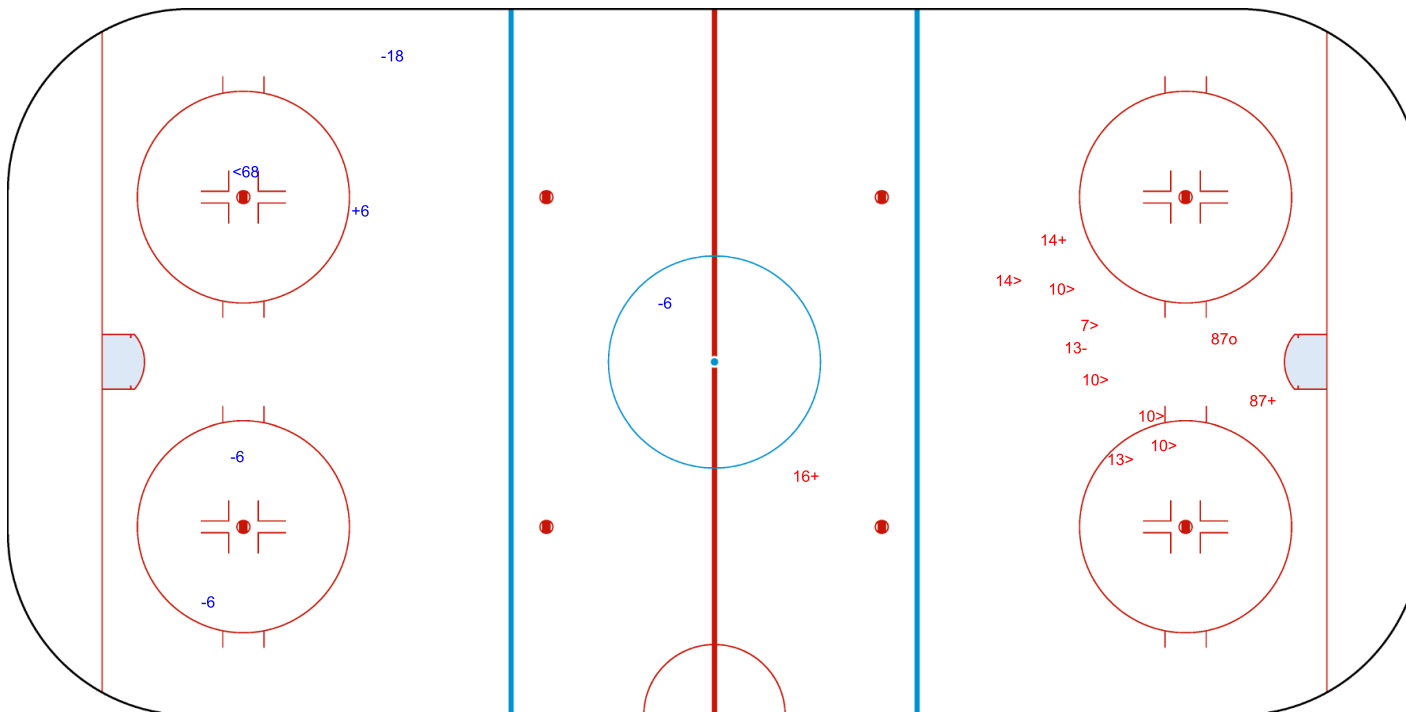
Shots by KAZ

Goals (o): 1 SSG (+): 3
SSP (>): 7 SPG (-): 1



o87

GK 5 of SWE



Legend:	
GK	Goalkeeper
SPG	Shots past goal
SSG	Shots saved by goalkeeper
SSP	Shots saved by player



Face-off Chart
SWE - KAZ

PERIOD 1

	SWE	KAZ	SWE	KAZ	SWE	KAZ	Total wins all zones				
	Def. zone	Att. zone	Neutral zone		Att. zone	Def. zone					
	- 68	+ 11	- 68	+ 10	+ 68	- 10					
	+ 10	- 11	- 10	+ 16	+ 68	- 16					
	+ 68	- 16	+ 68	- 16	+ 68	- 16					
	+ 68	- 11									
	+ 68	- 11									
Total wins / period	4 / 80%	1 / 20%	1 / 33%	2 / 67%	3 / 100%	0 / 0%	<table border="1"> <thead> <tr> <th>SWE</th> <th>KAZ</th> </tr> </thead> <tbody> <tr> <td>8 / 73%</td> <td>3 / 27%</td> </tr> </tbody> </table>	SWE	KAZ	8 / 73%	3 / 27%
SWE	KAZ										
8 / 73%	3 / 27%										

PERIOD 2

	SWE	KAZ	SWE	KAZ	SWE	KAZ	Total wins all zones				
	Def. zone	Att. zone	Neutral zone		Att. zone	Def. zone					
	+ 68	- 16	+ 68	- 14	+ 68	- 73					
	- 10	+ 16	+ 68	- 14	+ 10	- 10					
	+ 10	- 16	- 68	+ 16	+ 10	- 10					
	+ 68	- 16	+ 68	- 16	- 10	+ 16					
			+ 68	- 7	- 68	+ 7					
Total wins / period	3 / 75%	1 / 25%	4 / 80%	1 / 20%	4 / 67%	2 / 33%	<table border="1"> <thead> <tr> <th>SWE</th> <th>KAZ</th> </tr> </thead> <tbody> <tr> <td>11 / 73%</td> <td>4 / 27%</td> </tr> </tbody> </table>	SWE	KAZ	11 / 73%	4 / 27%
SWE	KAZ										
11 / 73%	4 / 27%										

PERIOD 3

	SWE	KAZ	SWE	KAZ	SWE	KAZ	Total wins all zones				
	Def. zone	Att. zone	Neutral zone		Att. zone	Def. zone					
	+ 68	- 16	+ 68	- 16	- 68	+ 16					
			- 68	+ 16	+ 68	- 16					
					+ 68	- 16					
					- 68	+ 16					
					- 68	+ 7					
Total wins / period	1 / 100%	0 / 0%	1 / 50%	1 / 50%	2 / 40%	3 / 60%	<table border="1"> <thead> <tr> <th>SWE</th> <th>KAZ</th> </tr> </thead> <tbody> <tr> <td>4 / 50%</td> <td>4 / 50%</td> </tr> </tbody> </table>	SWE	KAZ	4 / 50%	4 / 50%
SWE	KAZ										
4 / 50%	4 / 50%										

TOTAL

	SWE	KAZ	SWE	KAZ	SWE	KAZ	Total wins all zones				
	Def. zone	Att. zone	Neutral zone		Att. zone	Def. zone					
Total wins / game	8 / 80%	2 / 20%	6 / 60%	4 / 40%	9 / 64%	5 / 36%	<table border="1"> <thead> <tr> <th>SWE</th> <th>KAZ</th> </tr> </thead> <tbody> <tr> <td>23 / 68%</td> <td>11 / 32%</td> </tr> </tbody> </table>	SWE	KAZ	23 / 68%	11 / 32%
SWE	KAZ										
23 / 68%	11 / 32%										



HEAD TO HEAD

		KAZ										
No.		7	10	11	14	16	73	Tot	wins SWE	Dz	Nz	Az
SWE	9					1 - 0		1	1 100%			1 100%
	10		2 - 0	1 - 0		1 - 3		7	4 57%	2 67%	0 0%	2 67%
	68	1 - 2	1 - 1	2 - 1	2 - 0	11 - 4	1 - 0	26	18 69%	6 86%	6 67%	6 60%
	Tot	3	4	4	2	20	1	34	23 68%	8 80%	6 60%	9 64%
	wins KAZ	2 67%	1 25%	1 25%	0 0%	7 35%	0 0%	11 32%				
	Dz	2 100%	0 0%			3 38%	0 0%	5 36%				
	Nz	0 0%	1 100%		0 0%	3 50%		4 40%				
Az			1 25%		1 17%		2 20%					

Legend:
Az Attacking zone **Dz** Defending zone **No.** Jersey number **Nz** Neutral zone **Tot.** Total face-offs played



Game Roster

REVISED
15 APR 18:07

FRA - NOR

Referee

LEGA Simone (ITA)

Linesmen

FAZEKAS Tibor (SRB) , WARD Barney (GBR)

Goalkeepers

Team: FRA

No.	Name	Gen	GP	MIP	GA	SVS	SOG	SVS%	GAA
1	BLAVETTE Laurent	M	0	00:00	0	0	0	0.00	0.00
20	AKNIN Sofian	M	0	00:00	0	0	0	0.00	0.00

Team Roster

Team: FRA (Blue)

No.	Pos.	Name	Gen	GP	G	A	PTS	PIM	+/-
1	GK	BLAVETTE Laurent	M	0	0	0	0	0	
2	D	JOUENNE Yannick	M	0	0	0	0	0	0
3	D	LEPLUMEY Jean Paul	M	0	0	0	0	0	0
4	D	BATAILLE Pierre	M	0	0	0	0	0	0
5	D	SIX Mael	M	0	0	0	0	0	0
8	F	CADONNA Franck	M	0	0	0	0	0	0
9	F	ALBERT Florentin	M	0	0	0	0	0	0
10	F	FORGACS Nicolas	M	0	0	0	0	0	0
11	F	PIERRE Francois	M	0	0	0	0	0	0
13	F	LINIER Roland	M	0	0	0	0	0	0
14	F	NAVARRO Nicolas	M	0	0	0	0	0	0
17	F	DEMOL Charles	M	0	0	0	0	0	0
18	F	LETROU Jeremy	M	0	0	0	0	0	0
20	GK	AKNIN Sofian	M	0	0	0	0	0	

Head Coach: LEMETAIS David

Team: NOR

No.	Name	Gen	GP	MIP	GA	SVS	SOG	SVS%	GAA
25	SUNDT Andreas	M	0	00:00	0	0	0	0.00	0.00
81	HAUGEN Erik	M	0	00:00	0	0	0	0.00	0.00

Team: NOR (White)

No.	Pos.	Name	Gen	GP	G	A	PTS	PIM	+/-
6	F	KIRSTISTUEN Emil	M	0	0	0	0	0	0
9	D	VARNES Morten	M	0	0	0	0	0	0
16	D	NORDSTOGA Knut Andre	M	0	0	0	0	0	0
17	F	SOLBERG Loyd Remi	M	0	0	0	0	0	0
20	F	HAMRE Martin	M	0	0	0	0	0	0
22	D	BAKKE Audun	M	0	0	0	0	0	0
23	D	KLAKEGG Jan Roger	M	0	0	0	0	0	0
25	GK	SUNDT Andreas	M	0	0	0	0	0	
26	F	KRONBERG Viktor	M	0	0	0	0	0	0
28	F	KRISTOFFERSEN Emil	M	0	0	0	0	0	0
33	F	SKOLBEKKEN Martin	M	0	0	0	0	0	0
		Bakkejord							
35	F	GROESFJELD Martin	M	0	0	0	0	0	0
69	F	OEVERLI Fabian	M	0	0	0	0	0	0
		Cruickshank							
71	F	OISETH Ola	M	0	0	0	0	0	0
81	GK	HAUGEN Erik	M	0	0	0	0	0	
91	F	LYNGROTH Alexander	M	0	0	0	0	0	0

Head Coach: DAHLSTROM Ole Eskild

Legend:		
+/-	Plus/minus net	A Assists
G	Goals	GA Goals against
GK	Goalkeeper	GP Games played
No.	Jersey number	PIM Penalties in minutes
SOG	Shots on goal	SVS Saves
		D Defence
		GAA Goals against as average per 45 minutes
		M Male
		Pos. Position
		SVS% Saves in percentage
		F Forward
		Gen Gender
		MIP Minutes and seconds played
		PTS Points

REVISED Revised to correct Team NOR #22 Bakke Audun Position to Defence and #35 GROESFJELD Martin Position to Forward.



Line-ups

REVISED
15 APR 18:08

FRA - NOR

Referee

LEGA Simone (ITA)

Linesmen

FAZEKAS Tibor (SRB) , WARD Barney (GBR)

Goalkeepers

Team: FRA

No.	Name	Gen
1	BLAVETTE Laurent	M
20	AKNIN Sofian	M

Team: NOR

No.	Name	Gen
25	SUNDT Andreas	M
81	HAUGEN Erik	M

Team Line-ups

Team: FRA (Blue)

No.	Pos.	Name	Gen
2	D	JOUENNE Yannick +A	M
3	D	LEPLUMEY Jean Paul	M
8	F	CADONNA Franck +C	M
10	F	FORGACS Nicolas	M
13	F	LINIER Roland	M
4	D	BATAILLE Pierre	M
5	D	SIX Mael	M
9	F	ALBERT Florentin	M
11	F	PIERRE Francois +A	M
14	F	NAVARRO Nicolas	M
17	F	DEMOL Charles	M
18	F	LETROU Jeremy	M

Head Coach: LEMETAIS David

Team: NOR (White)

No.	Pos.	Name	Gen
9	D	VARNES Morten	M
23	D	KLAKEGG Jan Roger	M
17	F	SOLBERG Loyd Remi Pallander	M
33	F	SKOLBEKKEN Martin Bakkejord	M
71	F	OISETH Ola +C	M
16	D	NORDSTOGA Knut Andre +A	M
22	D	BAKKE Audun	M
20	F	HAMRE Martin	M
26	F	KRONBERG Viktor	M
91	F	LYNGROTH Alexander +A	M
6	F	KIRSTISTUEN Emil	M
35	F	GROESFJELD Martin	M
69	F	OEVERLI Fabian Cruickshank	M

Head Coach: DAHLSTROM Ole Eskild

NOT DRESSED:

28	F	KRISTOFFERSEN Emil	M
----	---	--------------------	---

Legend:

+A	Assistant Captain	+C	Captain	D	Defence	F	Forward
Gen	Gender	M	Male	No.	Jersey number	Pos.	Position

REVISED

Revised to correct Team NOR #22 Bakke Audun Position to Defence and #35 GROESFJELD Martin Position to Forward.



Graphical Line-ups

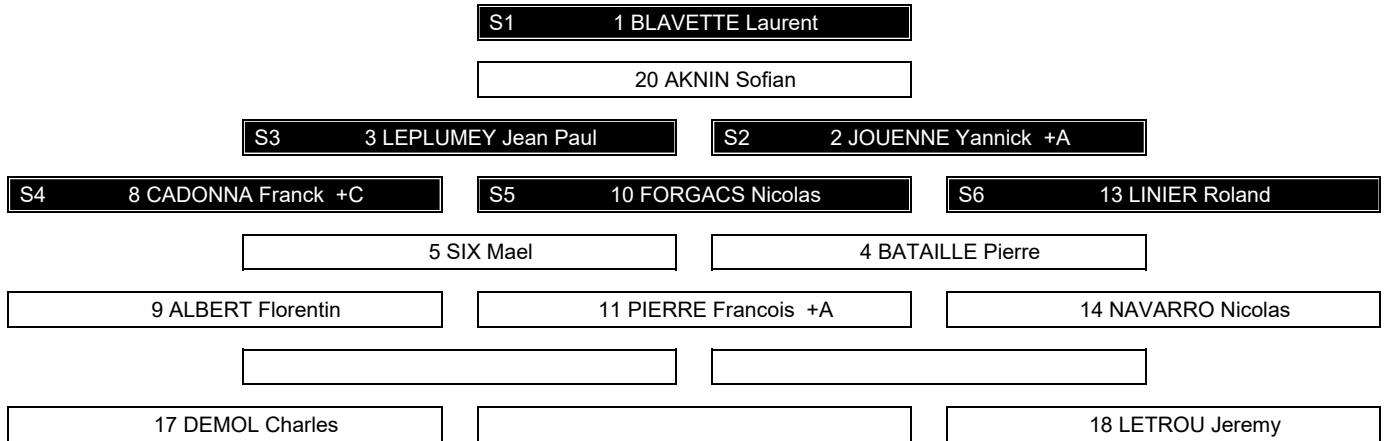
FRA - NOR

Referee
LEGA Simone (ITA)

Linesmen
FAZEKAS Tibor (SRB) , WARD Barney (GBR)

Team: FRA - France (Blue)

Head Coach: LEMETAIS David



Team: NOR - Norway (White)

Head Coach: DAHLSTROM Ole Eskild



Legend:
+A Assistant Captain **+C** Captain **Sn** Starting position



Game Summary

REVISED
15 APR 21:39

FRA - NOR 0 - 25 (0 - 9 , 0 - 8 , 0 - 8)

Spectators	Referee	Linesmen
244	LEGA Simone (ITA)	FAZEKAS Tibor (SRB) , WARD Barney (GBR)

Team Statistics

Period	Score	SVS	SOG	PIM	TPP	PPG	SHG
1	0 : 9	9 : 0	0 : 18	2 : 2	02:00 : 00:27	0 : 1	0 : 1
2	0 : 8	9 : 0	0 : 17	4 : 4	02:00 : 00:52	0 : 1	0 : 1
3	0 : 8	14 : 0	0 : 22	2 : 0	00:00 : 02:03	0 : 1	0 : 0
Total	0 : 25	32 : 0	0 : 57	8 : 6	04:00 : 03:22	0 : 3	0 : 2

1st Period

Action	Time	ET/Res	Team	Type	No.	Name	(G)	Name of Assistant(s) / Action Description
GK	00:00		NOR		25	SUNDT A		- Goalkeeper in
GK	00:00		FRA		1	BLAVETTE L		- Goalkeeper in
Goal	01:29	0 : 1	NOR	EQ	9	VARNES M	(1)	17 SOLBERG LRP On Ice FRA 1 2 3 8 11 14 22 BAKKE A NOR 25 9 17 22 26 91
Goal	02:59	0 : 2	NOR	EQ	9	VARNES M	(2)	On Ice FRA 1 4 5 9 10 11 NOR 25 9 23 33 35 69
Goal	03:47	0 : 3	NOR	EQ	71	OISETH O	(1)	16 NORDSTOGA KA On Ice FRA 1 2 3 8 10 13 22 BAKKE A NOR 25 16 17 22 33 71
Penalty	05:05	07:05	NOR	2 min.	91	LYNGROTH A		- Interference
Goal	06:27	0 : 4	NOR	SH1	26	KRONBERG V	(1)	20 HAMRE M On Ice FRA 1 2 3 8 10 13 23 KLAKEGG JR NOR 25 16 20 23 26
Goal	08:46	0 : 5	NOR	EQ	23	KLAKEGG JR	(1)	33 SKOLBEKKEN MB On Ice FRA 1 2 3 8 9 13 17 SOLBERG LRP NOR 25 9 17 23 33 71
Penalty	10:33	11:00	FRA	2 min.	3	LEPLUMEY JP		- Holding an opponent
Goal	11:00	0 : 6	NOR	PP1	91	LYNGROTH A	(1)	71 OISETH O On Ice FRA 1 2 5 10 13 22 BAKKE A NOR 25 9 17 22 71 91 *
Goal	12:16	0 : 7	NOR	EQ	71	OISETH O	(2)	17 SOLBERG LRP On Ice FRA 1 4 5 8 9 10 33 SKOLBEKKEN MB NOR 25 9 17 23 33 71
Goal	13:35	0 : 8	NOR	EQ	71	OISETH O	(3)	23 KLAKEGG JR On Ice FRA 1 2 3 8 10 13 33 SKOLBEKKEN MB NOR 25 17 22 23 33 71
Goal	13:47	0 : 9	NOR	EQ	91	LYNGROTH A	(2)	26 KRONBERG V On Ice FRA 1 4 5 9 11 14 20 HAMRE M NOR 25 16 20 22 26 91

2nd Period

Action	Time	ET/Res	Team	Type	No.	Name	(G)	Name of Assistant(s) / Action Description
GK	15:00		FRA		20	AKNIN S		- Goalkeeper in 1 BLAVETTE L - Goalkeeper out
Goal	15:49	0 : 10	NOR	EQ	71	OISETH O	(4)	23 KLAKEGG JR On Ice FRA 20 2 3 8 10 13 NOR 25 9 17 23 33 71
Goal	16:00	0 : 11	NOR	EQ	22	BAKKE A	(1)	16 NORDSTOGA KA On Ice FRA 20 4 5 9 14 17 91 LYNGROTH A NOR 25 16 20 22 26 91
Goal	16:23	0 : 12	NOR	EQ	16	NORDSTOGA KA	(1)	91 LYNGROTH A On Ice FRA 20 4 5 9 14 17 26 KRONBERG V NOR 25 16 20 22 26 91
Goal	18:22	0 : 13	NOR	EQ	71	OISETH O	(5)	16 NORDSTOGA KA On Ice FRA 20 2 3 9 13 17 17 SOLBERG LRP NOR 25 9 16 17 33 71
Goal	18:44	0 : 14	NOR	EQ	16	NORDSTOGA KA	(2)	17 SOLBERG LRP On Ice FRA 20 4 5 9 14 18 71 OISETH O NOR 25 16 17 22 33 71
Penalty	18:58	20:58	NOR	2 min.	33	SKOLBEKKEN MB		- Interference
Goal	20:14	0 : 15	NOR	SH1	69	OEVERLI FC	(1)	91 LYNGROTH A On Ice FRA 20 2 3 8 10 13 23 KLAKEGG JR NOR 25 16 23 69 91
GK	20:14		FRA		1	BLAVETTE L		- Goalkeeper in 20 AKNIN S - Goalkeeper out
Goal	26:47	0 : 16	NOR	EQ	9	VARNES M	(3)	23 KLAKEGG JR On Ice FRA 1 4 5 9 14 17 71 OISETH O NOR 25 9 17 23 33 71
Penalty	27:08	28:56	FRA	2 min.	14	NAVARRO N		- Holding an opponent
Penalty	27:08	30:56	FRA	2 min.	14	NAVARRO N		- Roughing / start serving at 28:56
Penalty	27:08	29:08	NOR	2 min.	33	SKOLBEKKEN MB		- Roughing



Action	Time	ET/Res	Team	Type	No.	Name	(G)	Name of Assistant(s) / Action Description
Goal	28:56	0 : 17	NOR	PP1	22	BAKKE A	(2)	71 OISETH O On Ice FRA 1 4 5 13 17 17 SOLBERG LRP NOR 25 9 16 17 22 71 *

3rd Period

Action	Time	ET/Res	Team	Type	No.	Name	(G)	Name of Assistant(s) / Action Description
GK	30:00		NOR		81	HAUGEN E		- Goalkeeper in 25 SUNDT A - Goalkeeper out
Goal	31:23	0 : 18	NOR	EQ	71	OISETH O	(6)	17 SOLBERG LRP On Ice FRA 1 2 3 8 10 13 9 VARNES M NOR 81 9 17 23 33 71
Goal	32:16	0 : 19	NOR	EQ	91	LYNGROTH A	(3)	20 HAMRE M On Ice FRA 1 4 9 11 17 18 22 BAKKE A NOR 81 16 20 22 26 91
Penalty	33:19	34:26	FRA	2 min.	3	LEPLUMEY JP		- Teeing
Goal	34:26	0 : 20	NOR	PP1	9	VARNES M	(4)	71 OISETH O On Ice FRA 1 4 5 14 17 91 LYNGROTH A NOR 81 9 17 22 71 91 *
Goal	36:12	0 : 21	NOR	EQ	91	LYNGROTH A	(4)	20 HAMRE M On Ice FRA 1 4 5 9 17 18 16 NORDSTOGA KA NOR 81 16 20 22 26 91
Goal	40:54	0 : 22	NOR	EQ	17	SOLBERG LRP	(1)	33 SKOLBEKKEN MB On Ice FRA 1 2 3 8 10 18 71 OISETH O NOR 81 16 17 22 33 71
Goal	41:10	0 : 23	NOR	EQ	91	LYNGROTH A	(5)	20 HAMRE M On Ice FRA 1 5 8 11 13 17 26 KRONBERG V NOR 81 9 20 23 26 91
Goal	42:51	0 : 24	NOR	EQ	16	NORDSTOGA KA	(3)	35 GROESFJELD M On Ice FRA 1 2 3 9 14 18 69 OEVERLI FC NOR 81 6 16 22 35 69
Goal	44:26	0 : 25	NOR	EQ	22	BAKKE A	(3)	On Ice FRA 1 2 3 10 14 18 NOR 81 6 17 22 23 71
GK	45:00		FRA					1 BLAVETTE L - Goalkeeper out
GK	45:00		NOR					81 HAUGEN E - Goalkeeper out

Goalkeeper Records

Team : FRA - France

Team : NOR - Norway

No.	Name	SOG	SVS	MIP
1	BLAVETTE Laurent	48	29	39:46
20	AKNIN Sofian	9	3	05:14

No.	Name	SOG	SVS	MIP
25	SUNDT Andreas	0	0	30:00
81	HAUGEN Erik	0	0	15:00

Game Statistics

Team : FRA (Blue)																							
Head Coach : LEMETAIS David																							
										Shots on Goal		Time on Ice											
No.	Pos.	Name	Gen	G	A	P	PIM	FO+	FO-FO+/-	FO%	1	2	3	OT	TS	+/-	1	2	3	OT	TOT	SHF	AVG
2	D	JOUENNE Yannick +A (BP)	M	0	0	0	0	0	0	0.00	0	0	0	0	0	-12	0:00	0:00	0:00		0:00	0	0:00
3	D	LEPLUMEY Jean Paul	M	0	0	0	4	0	0	0.00	0	0	0	0	0	-12	0:00	0:00	0:00		0:00	0	0:00
8	F	CADONNA Franck +C	M	0	0	0	0	0	0	0.00	0	0	0	0	0	-11	0:00	0:00	0:00		0:00	0	0:00
10	F	FORGACS Nicolas	M	0	0	0	0	9	12	-3	42.86	0	0	0	0	-10	0:00	0:00	0:00		0:00	0	0:00
13	F	LINIER Roland	M	0	0	0	0	0	0	0.00	0	0	0	0	0	-9	0:00	0:00	0:00		0:00	0	0:00
4	D	BATAILLE Pierre	M	0	0	0	0	0	0	0.00	0	0	0	0	0	-9	0:00	0:00	0:00		0:00	0	0:00
5	D	SIX Mael	M	0	0	0	0	0	0	0.00	0	0	0	0	0	-9	0:00	0:00	0:00		0:00	0	0:00
9	F	ALBERT Florentin	M	0	0	0	0	0	0	0.00	0	0	0	0	0	-12	0:00	0:00	0:00		0:00	0	0:00
11	F	PIERRE Francois +A	M	0	0	0	0	3	6	-3	33.33	0	0	0	0	-5	0:00	0:00	0:00		0:00	0	0:00
14	F	NAVARRO Nicolas	M	0	0	0	4	0	0	0.00	0	0	0	0	0	-8	0:00	0:00	0:00		0:00	0	0:00
17	F	DEMOL Charles	M	0	0	0	0	9	8	1	52.94	0	0	0	0	-7	0:00	0:00	0:00		0:00	0	0:00
18	F	LETROU Jeremy	M	0	0	0	0	1	4	-3	20.00	0	0	0	0	-6	0:00	0:00	0:00		0:00	0	0:00
1	GK	BLAVETTE Laurent	M	0	0	0	0				0	0	0	0	0								
20	GK	AKNIN Sofian	M	0	0	0	0				0	0	0	0	0								
Total				0	0	0	8	22	30	-8	42.31	0	0	0	0								

Team : NOR (White)																							
Head Coach : DAHLSTROM Ole Eskild																							
										Shots on Goal		Time on Ice											
No.	Pos.	Name	Gen	G	A	P	PIM	FO+	FO-FO+/-	FO%	1	2	3	OT	TS	+/-	1	2	3	OT	TOT	SHF	AVG
9	D	VARNES Morten	M	4	1	5	0	0	0	0.00	3	5	4	12	+9	0:00	0:00	0:00		0:00	0	0:00	
17	F	SOLBERG Loyd Remi Pallander	M	1	7	8	0	0	0	0.00	1	0	6	7	+12	0:00	0:00	0:00		0:00	0	0:00	
23	D	KLAKEGG Jan Roger	M	1	5	6	0	0	0	0.00	1	0	0	1	+11	0:00	0:00	0:00		0:00	0	0:00	
33	F	SKOLBEKKEN Martin Bakkejord	M	0	4	4	4	1	0	1	100.00	0	0	0	0	+11	0:00	0:00	0:00		0:00	0	0:00



Head Coach : DAHLSTROM Ole Eskild											Shots on Goal				Time on Ice									
No.	Pos.	Name	Gen	G	A	P	PIM	FO+	FO-	FO+/-	FO%	1	2	3	OT	TS	+/-	1	2	3	OT	TOT	SHF	AVG
71	F	OISETH Ola +C	M	6	6	12	0	17	4	13	80.95	5	2	1		8	+11	0:00	0:00	0:00		0:00	0	0:00
16	D	NORDSTOGA Knut Andre +A	M	3	4	7	0	0	0	0	0.00	0	4	2		6	+12	0:00	0:00	0:00		0:00	0	0:00
20	F	HAMRE Martin (BP)	M	0	5	5	0	0	0	0	0.00	0	1	1		2	+7	0:00	0:00	0:00		0:00	0	0:00
22	D	BAKKE Audun	M	3	4	7	0	0	0	0	0.00	1	3	3		7	+12	0:00	0:00	0:00		0:00	0	0:00
26	F	KRONBERG Viktor	M	1	3	4	0	1	3	-2	25.00	2	1	0		3	+8	0:00	0:00	0:00		0:00	0	0:00
91	F	LYNGROTH Alexander +A	M	5	4	9	2	6	8	-2	42.86	5	0	5		10	+8	0:00	0:00	0:00		0:00	0	0:00
6	F	KIRSTISTUEN Emil	M	0	0	0	0	0	0	0	0.00	0	0	0		0	+2	0:00	0:00	0:00		0:00	0	0:00
35	F	GROESFJELD Martin	M	0	1	1	0	4	7	-3	36.36	0	0	0		0	+2	0:00	0:00	0:00		0:00	0	0:00
69	F	OEVERLI Fabian Cruickshank	M	1	1	2	0	1	0	1	100.00	0	1	0		1	+3	0:00	0:00	0:00		0:00	0	0:00
25	GK	SUNDT Andreas	M	0	0	0	0					0	0	0		0								
81	GK	HAUGEN Erik	M	0	0	0	0					0	0	0		0								
Total				25	45	70	6	30	22	8	57.69	18	17	22		57								

Round Robin

R	Team	GP	W	OTW	OTL	L	GDF	GF:GA	PTS
1	NOR	1	1	0	0	0	+25	25 : 0	3
2	GER	1	1	0	0	0	+22	23 : 1	3
3	SWE	1	1	0	0	0	+2	3 : 1	3
4	KAZ	1	0	0	0	1	-2	1 : 3	0
5	GBR	1	0	0	0	1	-22	1 : 23	0
6	FRA	1	0	0	0	1	-25	0 : 25	0

	FRA	GBR	GER	KAZ	NOR	SWE
FRA	***** WED 17 APR 15:00	WED 17 APR 15:00	FRI 19 APR 15:00	SAT 20 APR 11:00	0:25	TUE 16 APR 15:00
GBR	WED 17 APR 15:00	*****	1:23	FRI 19 APR 11:00	TUE 16 APR 19:00	SAT 20 APR 15:00
GER	FRI 19 APR 15:00	23:1	*****	TUE 16 APR 11:00	SAT 20 APR 19:00	WED 17 APR 11:00
KAZ	SAT 20 APR 11:00	FRI 19 APR 11:00	TUE 16 APR 11:00	*****	WED 17 APR 19:00	1:3
NOR	25:0	TUE 16 APR 19:00	SAT 20 APR 19:00	WED 17 APR 19:00	*****	FRI 19 APR 19:00
SWE	TUE 16 APR 15:00	SAT 20 APR 15:00	WED 17 APR 11:00	3:1	FRI 19 APR 19:00	*****

Legend:			
(G)	Goals in tournament	*	does not count for Plus/minus
+C	Captain	A	Assists
ET/Res	Penalty end time/Result of game	F	Forward
FO+	Face-offs won	FO+/-	Face-offs net
GDF	Goal difference	Gen	Gender
GP	Games played	L	Losses
No.	Jersey number	OT	Overtime
P	Points	PIM	Penalties in minutes
PPG	Power play goals	PTS	Points
SHG	Shorthanded goals	SOG	Shots on goal
TS	Total shots	W	Wins
+/-	Plus/minus net	+A	Assistant Captain
D	Defence	EQ	Equal strength
FO-	Face-offs lost	FO%	Face-offs won as percentage
G	Goals	GA	Goals against
GF	Goals for	GK	Goalkeeper
M	Male	MIP	Minutes in play (GK)
OTL	Overtime losses	OTW	Overtime wins
Pos.	Position	PP1	Power play - 1 player
R	Rank	SH1	Shorthanded - 1 player
SVS	Saves	TPP	Time on power play

REVISED Revised to correct +/- data on Team NOR goal at 28:56



Shot Chart FRA - NOR

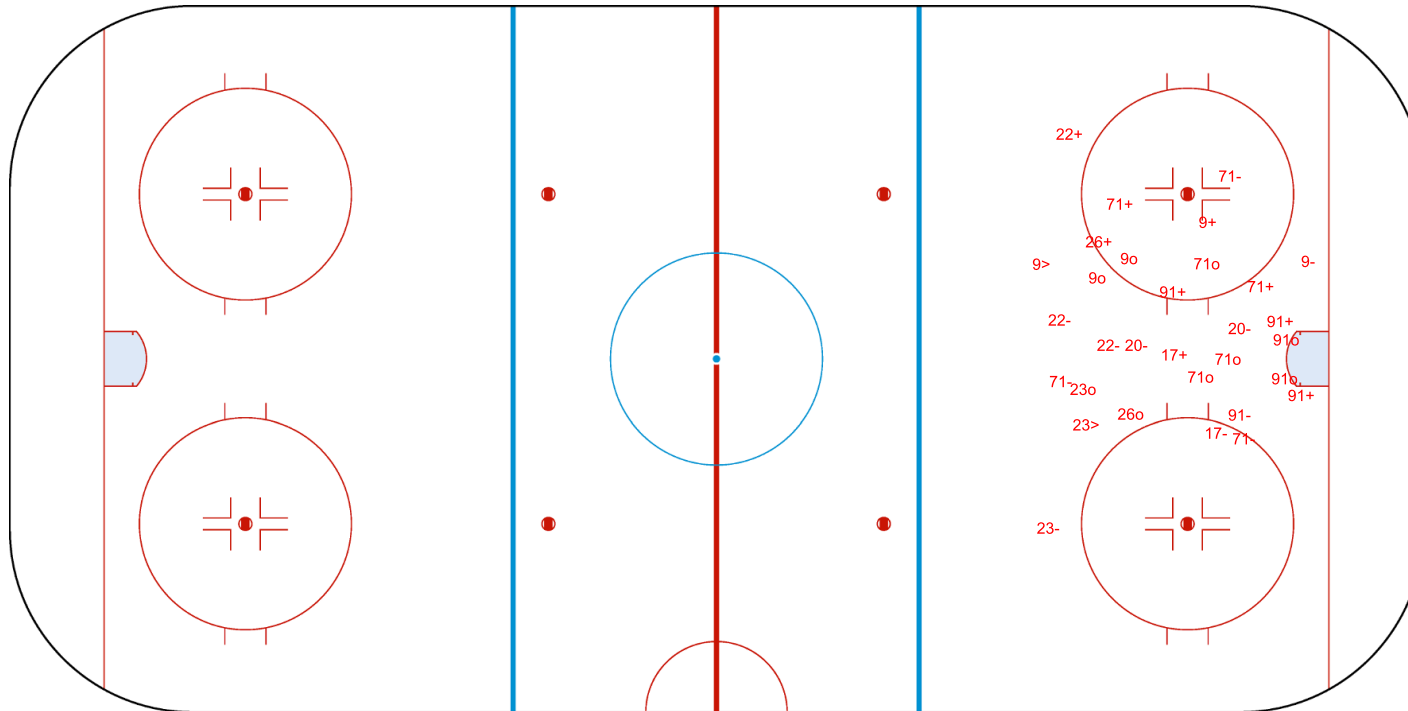
Shots by FRA
Goals (o): 0 SSG (+): 0
SSP (<): 0 SPG (-): 0



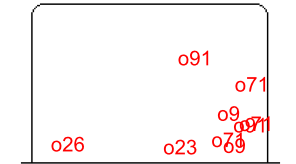
GK 25 of NOR



Period: 1



Shots by NOR
Goals (o): 9 SSG (+): 9
SSP (>): 2 SPG (-): 11



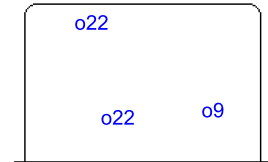
GK 1 of FRA



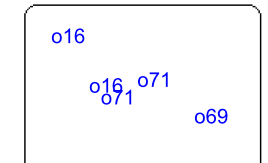
Shots by NOR
Goals (o): 8 SSG (+): 9
SSP (<): 2 SPG (-): 8

FRA Period: 2 NOR


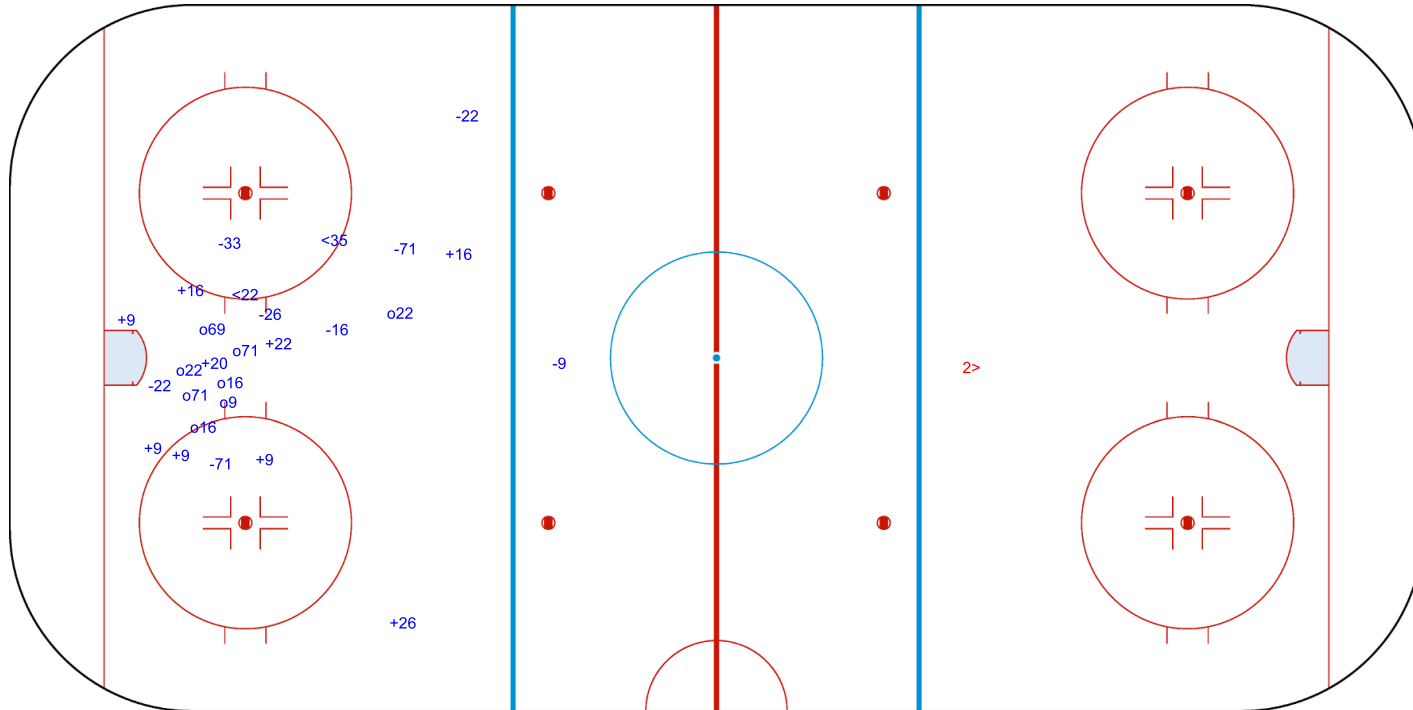
Shots by FRA
Goals (o): 0 SSG (+): 0
SSP (>): 1 SPG (-): 0



GK 1 of FRA



GK 20 of FRA



GK 25 of NOR



Shots by FRA

Goals (o): 0

SSG (+): 0

SSP (<): 0

SPG (-): 0



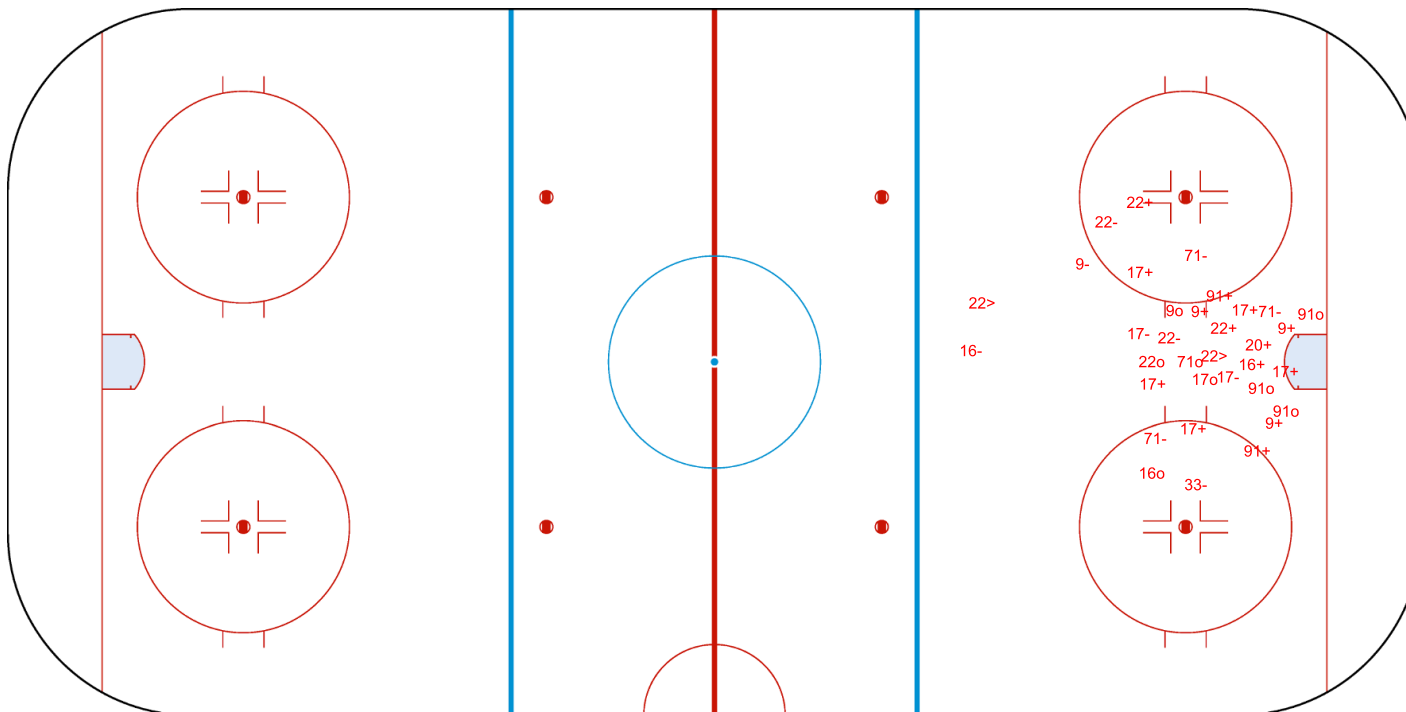
GK 25 of NOR



GK 81 of NOR



Period: 3




Shots by NOR

Goals (o): 8

SSG (+): 14

SSP (>): 2

SPG (-): 10



GK 1 of FRA

Legend:			
GK	Goalkeeper	SPG	Shots past goal
SSG	Shots saved by goalkeeper	SSP	Shots saved by player



Face-off Chart
FRA - NOR

PERIOD 1

FRA	NOR	FRA	NOR	FRA	NOR		
Def. zone	Att. zone	Neutral zone		Att. zone	Def. zone		
+ 10	- 91	- 11	+ 71	+ 10	- 26		
- 10	+ 71	- 10	+ 71				
- 10	+ 35	+ 11	- 71				
- 10	+ 71	- 11	+ 35				
+ 10	- 35	- 11	+ 91				
- 10	+ 71	- 11	+ 71				
		- 11	+ 91				
		+ 11	- 35				
		- 10	+ 71				
		- 11	+ 91				
		+ 11	- 91				
Total wins / period		2 / 33%	4 / 67%	3 / 27%	8 / 73%	1 / 100%	0 / 0%

Total wins
all zones

FRA	NOR
6 / 33%	12 / 67%

PERIOD 2

FRA	NOR	FRA	NOR	FRA	NOR		
Def. zone	Att. zone	Neutral zone		Att. zone	Def. zone		
- 10	+ 26	+ 10	- 71	+ 10	- 26		
+ 10	- 91	- 17	+ 91				
+ 10	- 91	+ 17	- 91				
- 17	+ 71	+ 10	- 35				
- 10	+ 71	- 18	+ 71				
+ 17	- 35	- 18	+ 33				
		- 17	+ 71				
		- 17	+ 71				
		+ 17	- 35				
		+ 17	- 71				
		+ 17	- 35				
Total wins / period		3 / 50%	3 / 50%	6 / 55%	5 / 45%	1 / 100%	0 / 0%

Total wins
all zones

FRA	NOR
10 / 56%	8 / 44%

PERIOD 3

FRA	NOR	FRA	NOR	FRA	NOR		
Def. zone	Att. zone	Neutral zone		Att. zone	Def. zone		
- 17	+ 71	- 10	+ 71				
+ 17	- 26	- 17	+ 91				
- 17	+ 71	- 10	+ 35				
+ 17	- 91	- 10	+ 71				
+ 18	- 35	+ 17	- 91				
- 18	+ 69	- 10	+ 71				
		+ 17	- 91				
		- 17	+ 91				
		- 18	+ 35				
		+ 10	- 71				
Total wins / period		3 / 50%	3 / 50%	3 / 30%	7 / 70%		

Total wins
all zones

FRA	NOR
6 / 38%	10 / 62%



TOTAL

Total wins / game	FRA		NOR		FRA		NOR		Total wins all zones	
	Def. zone	Att. zone	Neutral zone		Att. zone	Def. zone	FRA	NOR		
	8 / 44%	10 / 56%	12 / 38%	20 / 62%	2 / 100%	0 / 0%	22 / 42%	30 / 58%		

HEAD TO HEAD

		NOR										
	No.	26	33	35	69	71	91	Tot	wins FRA	Dz	Nz	Az
FRA	10	2 - 1		2 - 2		2 - 9	3 - 0	21	9 43%	4 40%	3 33%	2 100%
	11			1 - 1		1 - 2	1 - 3	9	3 33%		3 33%	
	17	1 - 0		3 - 0		1 - 5	4 - 3	17	9 53%	3 50%	6 55%	
	18		0 - 1	1 - 1	0 - 1	0 - 1		5	1 20%	1 50%	0 0%	
	Tot	4	1	11	1	21	14	52	22 42%	8 44%	12 38%	2 100%
	wins NOR	1 25%	1 100%	4 36%	1 100%	17 81%	6 43%	30 58%				
	Dz	0 0%						0 0%				
	Nz		1 100%	3 43%		10 71%	6 60%	20 62%				
	Az	1 50%		1 25%	1 100%	7 100%	0 0%	10 56%				

Legend:
Az Attacking zone **Dz** Defending zone **No.** Jersey number **Nz** Neutral zone **Tot.** Total face-offs played



Game Roster

GER - KAZ

Referee

VIK SKAU Marcus (NOR)

Goalkeepers

Team: GER

No.	Name	Gen	GP	MIP	GA	SVS	SOG	SVS%	GAA
22	MUEHLHANS Veit	M	1	30:00	1	2	3	66.67	1.50
47	KUNST Simon	M	1	15:00	0	2	2	100.00	0.00

Team Roster

Team: GER (Black)

No.	Pos.	Name	Gen	GP	G	A	PTS	PIM	+/-
6	D	RAEDLER Hugo	M	1	0	1	1	0	+10
7	D	UHLEMANN Lars	M	0	0	0	0	0	0
8	F	RENNHACK Frank	M	1	3	2	5	0	+10
9	F	REIMANN Leopold	M	1	1	1	2	0	+4
14	F	BUSSMANN Jano	M	1	2	1	3	0	+5
21	F	BETZ Steven	M	1	1	0	1	0	+4
22	GK	MUEHLHANS Veit	M	1	0	1	1	0	
33	F	KUHLI-LAUENSTEIN Ingo	M	1	2	0	2	2	+7
43	F	HERING Bernhard	M	1	4	3	7	4	+11
44	F	BRELAGE Jan Malte	M	1	0	4	4	0	+12
47	GK	KUNST Simon	M	1	0	0	0	0	
52	D	PABST Robert	M	1	1	6	7	0	+11
55	D	STUMPE Sven	M	1	0	0	0	0	+6
77	F	WEDDE Joerg	M	1	0	2	2	2	+5
83	D	PILZ Christian	M	1	1	0	1	0	+3
96	F	FELDERHOFF Benedikt	M	1	0	1	1	0	+6
97	F	SCHRADER Felix	M	1	8	4	12	0	+11

Head Coach: POKORNY Andreas

Linesmen

NIITTYLA Lari (FIN) , WIEST Alexander (ITA)

Team: KAZ

No.	Name	Gen	GP	MIP	GA	SVS	SOG	SVS%	GAA
1	MUKATOV Beimbet	M	1	00:00	0	0	0	0.00	0.00
20	BASMANOV Oleg	M	1	45:00	3	3	6	50.00	3.00

Team: KAZ (White)

No.	Pos.	Name	Gen	GP	G	A	PTS	PIM	+/-
1	GK	MUKATOV Beimbet	M	1	0	0	0	0	0
4	D	SHORMANOV Sundet	M	1	0	0	0	0	-1
7	D	BONDARENKO Dmitriy	M	1	0	0	0	0	-1
10	D	BEXULTAN Zhanibektarkhan	M	1	0	0	0	2	0
11	F	SABIROV Kairat	M	1	0	0	0	0	0
13	F	MIYANOV Maxat	M	1	0	0	0	0	0
14	D	BOKANOV Yerlik	M	1	0	0	0	0	-1
16	F	KARIPBAYEV Kuat	M	1	0	1	1	4	-1
20	GK	BASMANOV Oleg	M	1	0	0	0	0	0
21	F	TOKTARBAYEV Aidos	M	1	0	0	0	2	0
73	F	PASKHALIDI Alexandr	M	1	0	0	0	0	-1
87	D	AKHMETOV Almas	M	1	1	0	1	0	0

Head Coach: BIKSITOV Timur

Legend:		
+/-	Plus/minus net	A Assists
G	Goals	GA Goals against
GK	Goalkeeper	GP Games played
No.	Jersey number	PIM Penalties in minutes
SOG	Shots on goal	SVS Saves
D	Defence	GAA Goals against as average per 45 minutes
M	Male	F Forward
Pos.	Position	Gen Gender
SVS%	Saves in percentage	MIP Minutes and seconds played
		PTS Points



Line-ups

GER - KAZ

Referee

VIK SKAU Marcus (NOR)

Linesmen

NIITTYLA Lari (FIN) , WIEST Alexander (ITA)

Goalkeepers

Team: GER

No.	Name	Gen
47	KUNST Simon	M
22	MUEHLHANS Veit	M

Team: KAZ

No.	Name	Gen
1	MUKATOV Beimbet	M
20	BASMANOV Oleg	M

Team Line-ups

Team: GER (Black)

No.	Pos.	Name	Gen
6	D	RAEDLER Hugo	M
52	D	PABST Robert	M
8	F	RENNHACK Frank +A	M
43	F	HERING Bernhard	M
77	F	WEDDE Joerg	M
55	D	STUMPE Sven	M
14	F	BUSSMANN Jano	M
33	F	KUHLI-LAUENSTEIN Ingo +A	M
44	F	BRELAGE Jan Malte +C	M
97	F	SCHRADER Felix	M
83	D	PILZ Christian	M
21	F	BETZ Steven	M
96	F	FELDERHOFF Benedikt	M

Head Coach: POKORNY Andreas

NOT DRESSED:

7	D	UHLEMANN Lars	M
9	F	REIMANN Leopold	M

Team: KAZ (White)

No.	Pos.	Name	Gen
10	D	BEXULTAN Zhanibektarkhan	M
87	D	AKHMETOV Almas	M
13	F	MIYANOV Maxat +A	M
16	F	KARIPBAYEV Kuat +C	M
21	F	TOKTARBAYEV Aidos +A	M
4	D	SHORMANOV Sundet	M
7	D	BONDARENKO Dmitriy	M
14	D	BOKANOV Yerlik	M
11	F	SABIROV Kairat	M
73	F	PASKHALIDI Alexandr	M

Head Coach: BIKSITOV Timur

Legend:

+A	Assistant Captain	+C	Captain	D	Defence	F	Forward
Gen	Gender	M	Male	No.	Jersey number	Pos.	Position



Graphical Line-ups

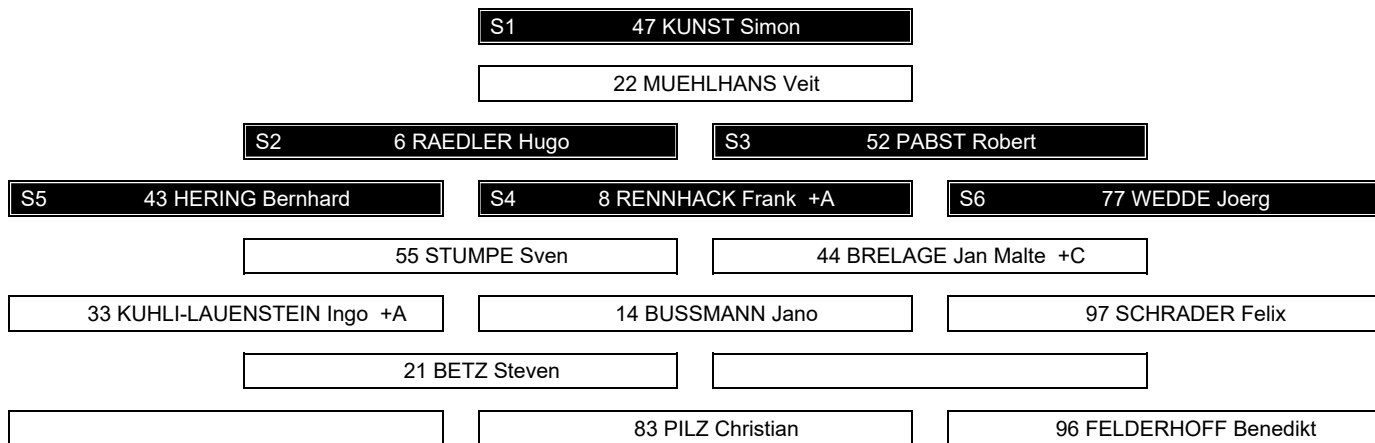
GER - KAZ

Referee
VIK SKAU Marcus (NOR)

Linesmen
NIITTYLA Lari (FIN) , WIEST Alexander (ITA)

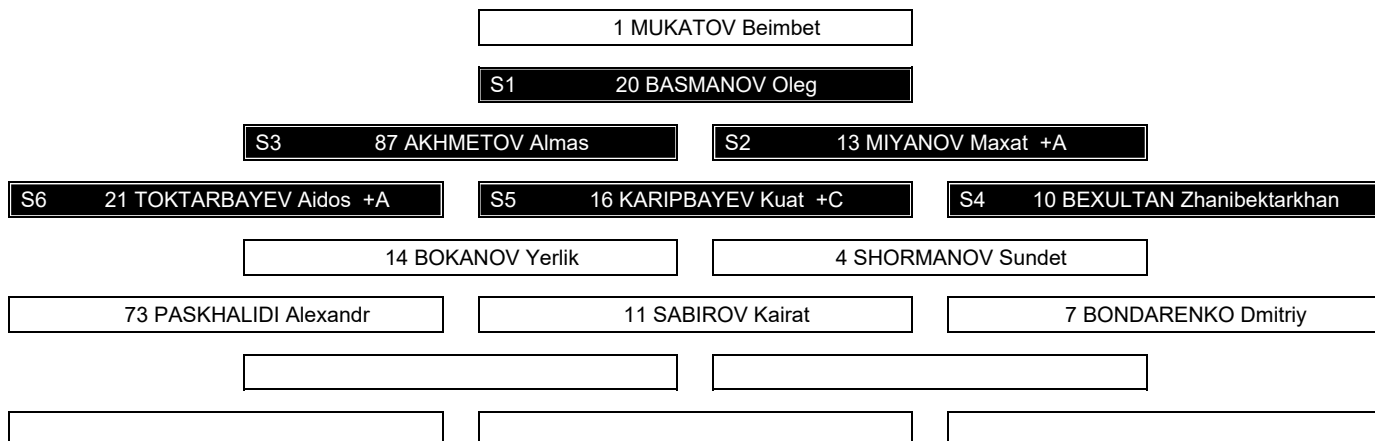
Team: GER - Germany (Black)

Head Coach: POKORNY Andreas



Team: KAZ - Kazakhstan (White)

Head Coach: BIKSITOV Timur



Legend:

+A Assistant Captain

+C Captain

Sn Starting position



Game Summary

GER - KAZ 12 - 1 (6 - 0 , 4 - 0 , 2 - 1)

Spectators	Referee	Linesmen
45	VIK SKAU Marcus (NOR)	NIITTYLA Lari (FIN) , WIEST Alexander (ITA)

Team Statistics

Period	Score	SVS	SOG	PIM	TPP	PPG	SHG
1	6 : 0	2 : 6	12 : 2	2 : 2	00:34 : 02:00	1 : 0	0 : 0
2	4 : 0	4 : 5	9 : 4	2 : 2	01:17 : 01:22	1 : 0	0 : 0
3	2 : 1	4 : 10	12 : 5	0 : 2	00:21 : 00:38	0 : 0	0 : 0
Total	12 : 1	10 : 21	33 : 11	4 : 6	02:12 : 04:00	2 : 0	0 : 0

1st Period

Action	Time	ET/Res	Team	Type	No.	Name	(G) Name of Assistant(s) / Action Description
GK	00:00		GER		47	KUNST S	- Goalkeeper in
GK	00:00		KAZ		20	BASMANOV O	- Goalkeeper in
Goal	00:24	1 : 0	GER	EQ	77	WEDDE J	(1) 8 RENNHACK F On Ice GER 47 6 8 43 52 77 43 HERING B KAZ 20 10 13 16 21 87
Goal	01:18	2 : 0	GER	EQ	97	SCHRADER F	(9) 43 HERING B On Ice GER 47 14 33 44 55 97 8 RENNHACK F KAZ 20 4 7 11 14 73
Goal	03:56	3 : 0	GER	EQ	77	WEDDE J	(2) 43 HERING B On Ice GER 47 6 8 43 52 77 8 RENNHACK F KAZ 20 4 7 11 14 73
Penalty	04:09	06:09	GER	2 min.	55	STUMPE S	- Holding an opponent
Goal	09:08	4 : 0	GER	EQ	43	HERING B	(5) 55 STUMPE S On Ice GER 47 6 8 33 43 55 8 RENNHACK F KAZ 20 7 11 13 73 87
Penalty	12:50	13:24	KAZ	2 min.	73	PASKHALIDI A	- Teeing
Goal	13:24	5 : 0	GER	PP1	43	HERING B	(6) 97 SCHRADER F On Ice GER 47 8 43 44 55 97 8 RENNHACK F KAZ 20 4 11 13 21 *
Goal	13:49	6 : 0	GER	EQ	97	SCHRADER F	(10) On Ice GER 47 6 14 43 52 97 KAZ 20 7 10 14 16 87

2nd Period

Action	Time	ET/Res	Team	Type	No.	Name	(G) Name of Assistant(s) / Action Description
Goal	15:12	7 : 0	GER	EQ	43	HERING B	(7) On Ice GER 47 6 8 43 52 77 KAZ 20 10 13 16 21 87
Goal	18:02	8 : 0	GER	EQ	33	KUHLI-LAUENSTEIN I	(3) 55 STUMPE S On Ice GER 47 14 33 44 55 97 8 RENNHACK F KAZ 20 4 7 11 14 73
Penalty	19:32	20:49	KAZ	2 min.	10	BEXULTAN Z	- Interference
Goal	20:49	9 : 0	GER	PP1	43	HERING B	(8) 97 SCHRADER F On Ice GER 47 8 14 43 55 97 8 RENNHACK F KAZ 20 4 7 14 16 *
Goal	22:58	10 : 0	GER	EQ	97	SCHRADER F	(11) 6 RAEDLER H On Ice GER 47 6 14 33 52 97 14 BUSSMANN J KAZ 20 10 13 16 21 87
Penalty	28:38	30:38	GER	2 min.	55	STUMPE S	- Teeing

3rd Period

Action	Time	ET/Res	Team	Type	No.	Name	(G) Name of Assistant(s) / Action Description
GK	30:00		GER		22	MUEHLHANS V	- Goalkeeper in
Goal	39:12	11 : 0	GER	EQ	43	HERING B	(9) 77 WEDDE J On Ice GER 22 8 43 44 55 77 KAZ 20 4 7 11 14 73
Goal	41:10	11 : 1	KAZ	EQ	21	TOKTARBAYEV A	(1) 73 PASKHALIDI A On Ice GER 22 21 44 55 83 96 KAZ 20 10 16 21 73 87
Goal	44:25	12 : 1	GER	EQ	33	KUHLI-LAUENSTEIN I	(4) 97 SCHRADER F On Ice GER 22 14 33 44 55 97 14 BUSSMANN J KAZ 20 4 7 10 11 13
Penalty	44:39	45:00	KAZ	2 min.	16	KARIPBAYEV K	- Holding an opponent
GK	45:00		GER				22 MUEHLHANS V - Goalkeeper out
GK	45:00		KAZ				20 BASMANOV O - Goalkeeper out



TUE 16 APR 2024

Start Time 11:00
End Time 12:49

Round Robin, Game 4



Goalkeeper Records

Team : GER - Germany

No.	Name	SOG	SVS	MIP
47	KUNST Simon	6	6	30:00
22	MUEHLHANS Veit	5	4	15:00

Team : KAZ - Kazakhstan

No.	Name	SOG	SVS	MIP
20	BASMANOV Oleg	33	21	45:00
1	MUKATOV Beimbet			

Game Statistics

Team : GER (Black)

Head Coach : POKORNY Andreas

No.	Pos.	Name	Gen	G	A	P	PIM	FO+	FO-	FO+/-	FO%	Shots on Goal					+/-	Time on Ice					
												1	2	3	OT	TS		1	2	3	OT	TOT	SHF
6	D	RAEDLER Hugo	M	0	1	1	0	0	0	0	0.00	1	0	0	1	+6	0:00	0:00	0:00	0:00	0:00	0	0:00
8	F	RENNHACK Frank +A	M	0	7	7	0	0	1	-1	0.00	1	2	1	4	+5	0:00	0:00	0:00	0:00	0:00	0	0:00
43	F	HERING Bernhard	M	5	3	8	0	17	5	12	77.27	3	2	3	8	+6	0:00	0:00	0:00	0:00	0:00	0	0:00
52	D	PABST Robert	M	0	0	0	0	0	0	0	0.00	0	0	0	0	+5	0:00	0:00	0:00	0:00	0:00	0	0:00
77	F	WEDDE Joerg	M	2	1	3	0	0	0	0	0.00	3	1	2	6	+4	0:00	0:00	0:00	0:00	0:00	0	0:00
14	F	BUSSMANN Jano	M	0	2	2	0	1	0	1	100.00	0	1	1	2	+5	0:00	0:00	0:00	0:00	0:00	0	0:00
33	F	KUHLLI-LAUENSTEIN Ingo +A	M	2	0	2	0	9	8	1	52.94	0	1	2	3	+5	0:00	0:00	0:00	0:00	0:00	0	0:00
44	F	BRELAGE Jan Malte +C (BP)	M	0	0	0	0	0	0	0	0.00	0	1	1	2	+3	0:00	0:00	0:00	0:00	0:00	0	0:00
55	D	STUMPE Sven	M	0	2	2	4	0	0	0	0.00	0	0	1	1	+4	0:00	0:00	0:00	0:00	0:00	0	0:00
97	F	SCHRADER Felix	M	3	3	6	0	0	0	0	0.00	4	1	1	6	+5	0:00	0:00	0:00	0:00	0:00	0	0:00
21	F	BETZ Steven	M	0	0	0	0	4	4	0	50.00	0	0	0	0	-1	0:00	0:00	0:00	0:00	0:00	0	0:00
83	D	PILZ Christian	M	0	0	0	0	1	0	1	100.00	0	0	0	0	-1	0:00	0:00	0:00	0:00	0:00	0	0:00
96	F	FELDERHOFF Benedikt	M	0	0	0	0	0	0	0	0.00	0	0	0	0	-1	0:00	0:00	0:00	0:00	0:00	0	0:00
22	GK	MUEHLHANS Veit	M	0	0	0	0					0	0	0	0								
47	GK	KUNST Simon	M	0	0	0	0					0	0	0	0								
Total				12	19	31	4	32	18	14	64.00	12	9	12	33								

Team : KAZ (White)

Head Coach : BIKSITOV Timur

No.	Pos.	Name	Gen	G	A	P	PIM	FO+	FO-	FO+/-	FO%	Shots on Goal					+/-	Time on Ice					
												1	2	3	OT	TS		1	2	3	OT	TOT	SHF
10	D	BEXULTAN Zhanibektarkhan	M	0	0	0	2	0	0	0	0.00	1	1	0	2	-4	0:00	0:00	0:00	0:00	0:00	0	0:00
13	F	MIYANOV Maxat +A	M	0	0	0	0	0	0	0	0.00	0	1	0	1	-5	0:00	0:00	0:00	0:00	0:00	0	0:00
16	F	KARIPBAYEV Kuat +C	M	0	0	0	2	14	19	-5	42.42	0	1	0	1	-3	0:00	0:00	0:00	0:00	0:00	0	0:00
21	F	TOKTARBAYEV Aidos +A (BP)	M	1	0	1	0	1	0	1	100.00	0	0	4	4	-2	0:00	0:00	0:00	0:00	0:00	0	0:00
87	D	AKHMETOV Almas	M	0	0	0	0	0	0	0	0.00	0	0	0	0	-4	0:00	0:00	0:00	0:00	0:00	0	0:00
4	D	SHORMANOV Sundet	M	0	0	0	0	0	0	0	0.00	0	1	0	1	-5	0:00	0:00	0:00	0:00	0:00	0	0:00
7	D	BONDARENKO Dmitry	M	0	0	0	0	0	0	0	0.00	0	0	0	0	-7	0:00	0:00	0:00	0:00	0:00	0	0:00
11	F	SABIROV Kairat	M	0	0	0	0	3	12	-9	20.00	0	0	0	0	-6	0:00	0:00	0:00	0:00	0:00	0	0:00
14	D	BOKANOV Yerlik	M	0	0	0	0	0	0	0	0.00	0	0	0	0	-5	0:00	0:00	0:00	0:00	0:00	0	0:00
73	F	PASKHALIDI Alexandr	M	0	1	1	2	0	1	-1	0.00	1	0	1	2	-4	0:00	0:00	0:00	0:00	0:00	0	0:00
1	GK	MUKATOV Beimbet	M	0	0	0	0					0	0	0	0								
20	GK	BASMANOV Oleg	M	0	0	0	0					0	0	0	0								
Total				1	1	2	6	18	32	-14	36.00	2	4	5	11								

Round Robin

R	Team	GP	W	OTW	OTL	L	GDF	GF : GA	PTS
1	GER	2	2	0	0	0	+33	35 : 2	6
2	NOR	1	1	0	0	0	+25	25 : 0	3
3	SWE	1	1	0	0	0	+2	3 : 1	3
4	GBR	1	0	0	0	1	-22	1 : 23	0
5	FRA	1	0	0	0	1	-25	0 : 25	0
6	KAZ	2	0	0	0	2	-13	2 : 15	0

	FRA	GBR	GER	KAZ	NOR	SWE
FRA	*****	WED 17 APR 15:00	FRI 19 APR 15:00	SAT 20 APR 11:00	0:25	TUE 16 APR 15:00
GBR	WED 17 APR 15:00	*****	1:23	FRI 19 APR 11:00	TUE 16 APR 19:00	SAT 20 APR 15:00
GER	FRI 19 APR 15:00	23:1	*****	12:1	SAT 20 APR 19:00	WED 17 APR 11:00
KAZ	SAT 20 APR 11:00	FRI 19 APR 11:00	1:12	*****	WED 17 APR 19:00	1:3
NOR	25:0	TUE 16 APR 19:00	SAT 20 APR 19:00	WED 17 APR 19:00	*****	FRI 19 APR 19:00
SWE	TUE 16 APR 15:00	SAT 20 APR 15:00	WED 17 APR 11:00	3:1	FRI 19 APR 19:00	*****



Legend:		
(G)	Goals in tournament	* does not count for Plus/minus
+C	Captain	A Assists
ET/Res	Penalty end time/Result of game	F Forward
FO+	Face-offs won	FO+/- Face-offs net
GDF	Goal difference	Gen Gender
GP	Games played	L Losses
No.	Jersey number	OT Overtime
P	Points	PIM Penalties in minutes
PPG	Power play goals	PTS Points
SOG	Shots on goal	SVS Saves
W	Wins	+/- Plus/minus net
		D Defence
		FO- Face-offs lost
		G Goals
		GF Goals for
		M Male
		OTL Overtime losses
		Pos. Position
		R Rank
		TPP Time on power play
		+A Assistant Captain
		EQ Equal strength
		FO% Face-offs won as percentage
		GA Goals against
		GK Goalkeeper
		MIP Minutes in play (GK)
		OTW Overtime wins
		PP1 Power play - 1 player
		SHG Shorthanded goals
		TS Total shots



Shot Chart GER - KAZ

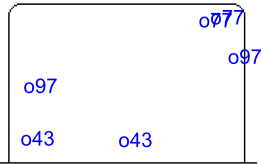


Period: 1



Shots by GER

Goals (o): 6 SSG (+): 6
SSP (<): 2 SPG (-): 5



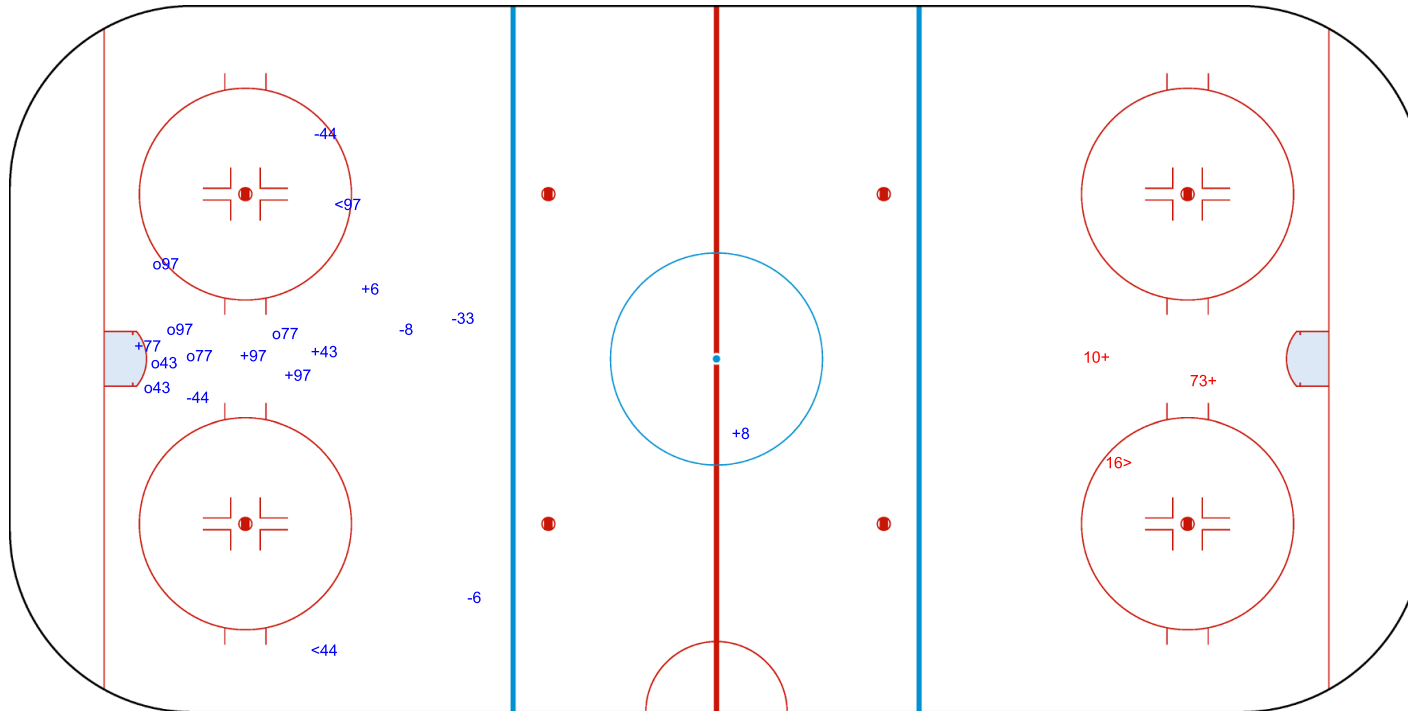
GK 20 of KAZ

Shots by KAZ

Goals (o): 0 SSG (+): 2
SSP (>): 1 SPG (-): 0



GK 47 of GER





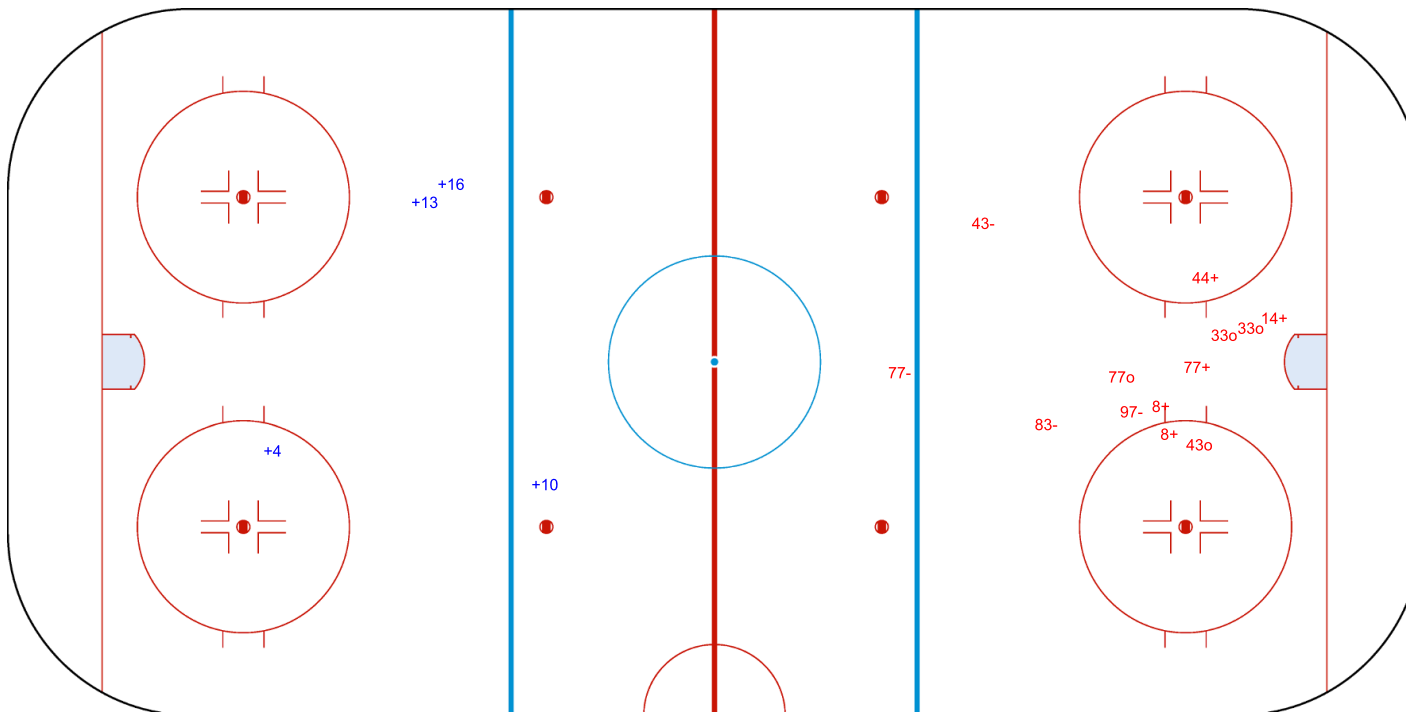
Shots by KAZ
Goals (o): 0
SSP (<): 0
SSG (+): 4
SPG (-): 0




GK 47 of GER



Period: 2



Shots by GER
Goals (o): 4
SSP (>): 0
SSG (+): 5
SPG (-): 4



GK 20 of KAZ



Shots by GER

Goals (o): 2 SSG (+): 10
SSP (-): 2 SPG (-): 5




Period: 3

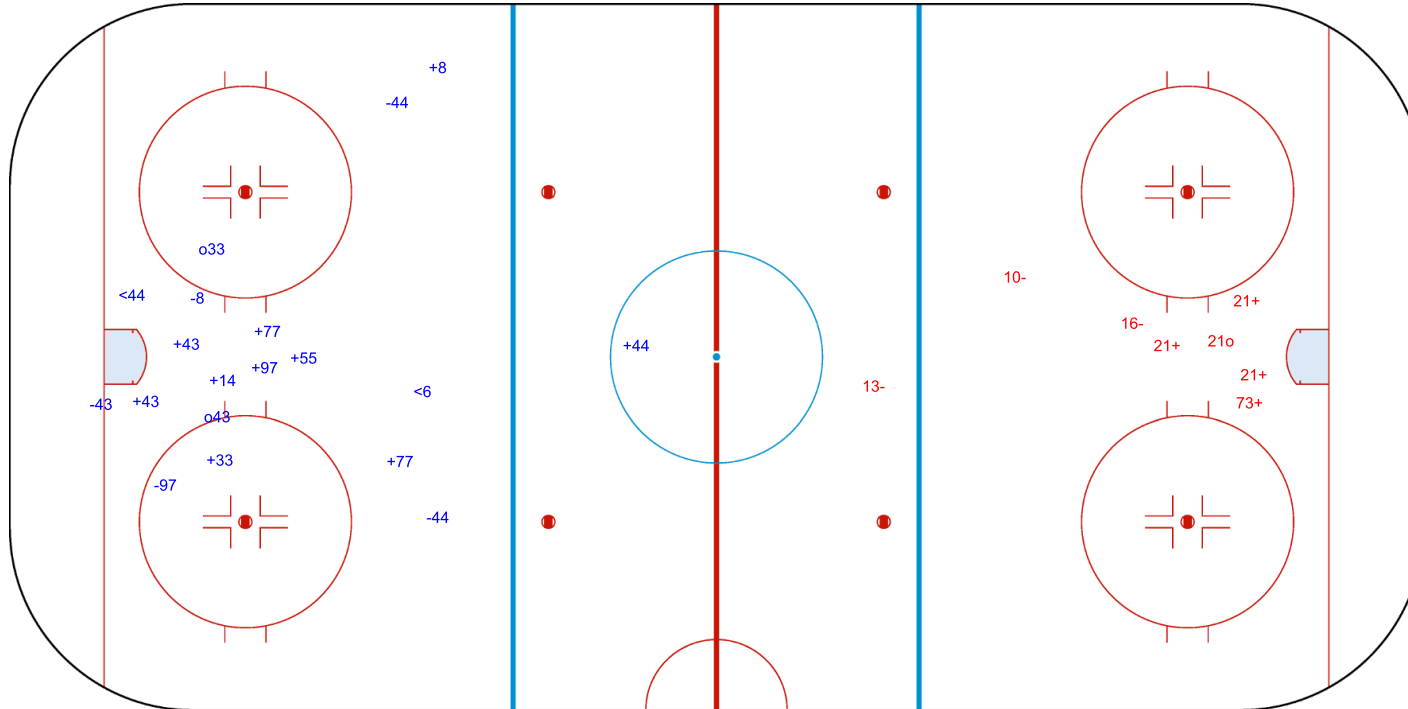


Shots by KAZ


Goals (o): 1 SSG (+): 4
SSP (>): 0 SPG (-): 3



GK 20 of KAZ



GK 22 of GER



GK 47 of GER

Legend:	
GK	Goalkeeper
SPG	Shots past goal
SSG	Shots saved by goalkeeper
SSP	Shots saved by player



Face-off Chart
GER - KAZ

PERIOD 1

	GER		KAZ		GER		KAZ		GER		KAZ		Total wins all zones
	Def. zone	Att. zone	Neutral zone	Neutral zone	Att. zone	Def. zone	Att. zone	Def. zone	Att. zone	Def. zone	GER	KAZ	
	+ 43	- 11	+ 43	- 16	+ 43	- 16	+ 43	- 16	+ 43	- 16			
	- 33	+ 16	+ 33	- 11	+ 43	- 16	+ 43	- 16	+ 33	- 16			
	- 33	+ 16	+ 43	- 16	- 33	+ 16	+ 33	- 16	- 8	+ 21			
	+ 33	- 16	+ 33	- 11	- 33	+ 11	- 43	+ 16	+ 43	- 11			
			- 33	+ 16	+ 43	- 16	+ 33	- 16					
Total wins / period	2 / 50%	2 / 50%	5 / 63%	3 / 37%	6 / 75%	2 / 25%					13 / 65%	7 / 35%	

PERIOD 2

	GER		KAZ		GER		KAZ		GER		KAZ		Total wins all zones
	Def. zone	Att. zone	Neutral zone	Neutral zone	Att. zone	Def. zone	Att. zone	Def. zone	Att. zone	Def. zone	GER	KAZ	
	+ 14	- 11	+ 43	- 16	- 43	+ 16	+ 43	- 16	+ 43	- 16			
	+ 43	- 16	+ 43	- 16	- 43	+ 16	+ 43	- 16	+ 33	- 16			
	+ 43	- 11	+ 43	- 16	- 43	+ 16	+ 33	- 16	+ 43	- 11			
	- 33	+ 16	+ 21	- 11	+ 33	- 16	- 33	+ 16	- 21	+ 16			
			+ 21	- 11									
Total wins / period	3 / 75%	1 / 25%	5 / 100%	0 / 0%	3 / 43%	4 / 57%					11 / 69%	5 / 31%	

PERIOD 3

	GER		KAZ		GER		KAZ		GER		KAZ		Total wins all zones
	Def. zone	Att. zone	Neutral zone	Neutral zone	Att. zone	Def. zone	Att. zone	Def. zone	Att. zone	Def. zone	GER	KAZ	
	- 21	+ 11	+ 43	- 16	+ 43	- 11	+ 43	- 11	+ 33	- 16			
			- 33	+ 16	- 21	+ 16	- 21	+ 16	+ 33	- 11			
			- 43	+ 11	- 21	+ 16	+ 33	- 11	+ 33	- 16			
			+ 43	- 11	+ 33	- 16	- 43	+ 16	+ 21	- 73			
			+ 33	- 16	+ 21	- 16							
Total wins / period	0 / 0%	1 / 100%	4 / 57%	3 / 43%	4 / 67%	2 / 33%					8 / 57%	6 / 43%	

TOTAL

	GER		KAZ		GER		KAZ		GER		KAZ		Total wins all zones
	Def. zone	Att. zone	Neutral zone	Neutral zone	Att. zone	Def. zone	Att. zone	Def. zone	Att. zone	Def. zone	GER	KAZ	
Total wins / game	5 / 56%	4 / 44%	14 / 70%	6 / 30%	13 / 62%	8 / 38%					32 / 64%	18 / 36%	



HEAD TO HEAD

		KAZ								
	No.	11	16	21	73	Tot	wins GER	Dz	Nz	Az
GER	8			0 - 1		1	0 0%			0 0%
	14	1 - 0				1	1 100%	1 100%		
	21	2 - 1	1 - 3		1 - 0	8	4 50%	0 0%	3 100%	1 25%
	33	3 - 1	6 - 7			17	9 53%	1 25%	3 43%	5 83%
	43	6 - 1	11 - 4			22	17 77%	3 100%	7 78%	7 70%
	83		1 - 0			1	1 100%		1 100%	
Tot		15	33	1	1	50	32 64%	5 56%	14 70%	13 62%
wins KAZ		3 20%	14 42%	1 100%	0 0%	18 36%				
Dz		0 0%	7 47%	1 100%	0 0%	8 38%				
Nz		2 29%	4 31%			6 30%				
Az		1 25%	3 60%			4 44%				

Legend:									
Az	Attacking zone	Dz	Defending zone	No.	Jersey number	Nz	Neutral zone	Tot.	Total face-offs played



Game Roster

SWE - FRA

Referee

FLATEN Stian (NOR)

Linesmen

O'ROURKE Ryan (CAN) , WARD Barney (GBR)

Goalkeepers

Team: SWE

No.	Name	Gen	GP	MIP	GA	SVS	SOG	SVS%	GAA
5	NILSSON Ulf	M	1	45:00	1	9	10	90.00	1.00
24	JANSSON Dennis	M	1	00:00	0	0	0	0.00	0.00

Team Roster

Team: SWE (Blue)

No.	Pos.	Name	Gen	GP	G	A	PTS	PIM	+/-
5	GK	NILSSON Ulf	M	1	0	0	0	0	
6	D	NILSSON Peter	M	1	1	0	1	0	+1
7	F	SZEPLAKY Elliot	M	1	0	0	0	0	+1
9	D	LILJEBAEK Hugo	M	1	0	2	2	0	+2
10	F	MENG Robin	M	1	1	0	1	0	0
15	F	PERSSON Caroline	F	0	0	0	0	0	0
18	D	OJALA Peter	M	1	1	0	1	0	0
22	F	DAHLSTEDT Robin	M	1	0	0	0	0	0
23	F	EKLUND Magnus	M	1	0	0	0	0	0
24	GK	JANSSON Dennis	M	1	0	0	0	0	
37	D	STRANDMARK Johan	M	1	0	0	0	0	0
68	F	LOPEZ Markus	M	1	0	2	2	0	+1

Head Coach: LAHTINEN Timo

Team: FRA

No.	Name	Gen	GP	MIP	GA	SVS	SOG	SVS%	GAA
1	BLAVETTE Laurent	M	1	39:46	19	29	48	60.42	21.50
20	AKNIN Sofian	M	1	05:14	6	3	9	33.33	51.59

Team: FRA (White)

No.	Pos.	Name	Gen	GP	G	A	PTS	PIM	+/-
1	GK	BLAVETTE Laurent	M	1	0	0	0	0	0
2	D	JOUENNE Yannick	M	1	0	0	0	0	-12
3	D	LEPLUMEY Jean Paul	M	1	0	0	0	4	-12
4	D	BATAILLE Pierre	M	1	0	0	0	0	-9
5	D	SIX Mael	M	1	0	0	0	0	-9
8	F	CADONNA Franck	M	1	0	0	0	0	-11
9	F	ALBERT Florentin	M	1	0	0	0	0	-12
10	F	FORGACS Nicolas	M	1	0	0	0	0	-10
11	F	PIERRE Francois	M	1	0	0	0	0	-5
13	F	LINIER Roland	M	1	0	0	0	0	-9
14	F	NAVARRO Nicolas	M	1	0	0	0	4	-8
17	F	DEMOL Charles	M	1	0	0	0	0	-7
18	F	LETROU Jeremy	M	1	0	0	0	0	-6
20	GK	AKNIN Sofian	M	1	0	0	0	0	0

Head Coach: LEMETAIS David

Legend:		
+/-	Plus/minus net	A Assists
G	Goals	GA Goals against
GK	Goalkeeper	GP Games played
No.	Jersey number	PIM Penalties in minutes
SOG	Shots on goal	SVS Saves
D	Defence	GAA Goals against as average per 45 minutes
M	Male	F Female / Forward
Pos.	Position	Gen Gender
SVS%	Saves in percentage	MIP Minutes and seconds played
		PTS Points



Line-ups

SWE - FRA

Referee

FLATEN Stian (NOR)

Goalkeepers

Team: SWE

No.	Name	Gen
24	JANSSON Dennis	M
5	NILSSON Ulf	M

Team Line-ups

Team: SWE (Blue)

No.	Pos.	Name	Gen
6	D	NILSSON Peter +A	M
9	D	LILJEBAEK Hugo	M
7	F	SZEPLAKY Elliot	M
10	F	MENG Robin +A	M
68	F	LOPEZ Markus	M
18	D	OJALA Peter +C	M
15	F	PERSSON Caroline	F
22	F	DAHLSTEDT Robin	M
23	F	EKLUND Magnus	M
37	D	STRANDMARK Johan	M

Head Coach: LAHTINEN Timo

Linesmen

O'ROURKE Ryan (CAN) , WARD Barney (GBR)

Team: FRA

No.	Name	Gen
1	BLAVETTE Laurent	M
20	AKNIN Sofian	M

Team: FRA (White)

No.	Pos.	Name	Gen
2	D	JOUENNE Yannick +A	M
3	D	LEPLUMEY Jean Paul	M
8	F	CADONNA Franck +C	M
10	F	FORGACS Nicolas	M
13	F	LINIER Roland	M
4	D	BATAILLE Pierre	M
5	D	SIX Mael	M
9	F	ALBERT Florentin	M
11	F	PIERRE Francois +A	M
14	F	NAVARRO Nicolas	M
17	F	DEMOL Charles	M
18	F	LETROU Jeremy	M

Head Coach: LEMETAIS David

Legend:

+A	Assistant Captain	+C	Captain	D	Defence	F	Female / Forward
Gen	Gender	M	Male	No.	Jersey number	Pos.	Position



Graphical Line-ups

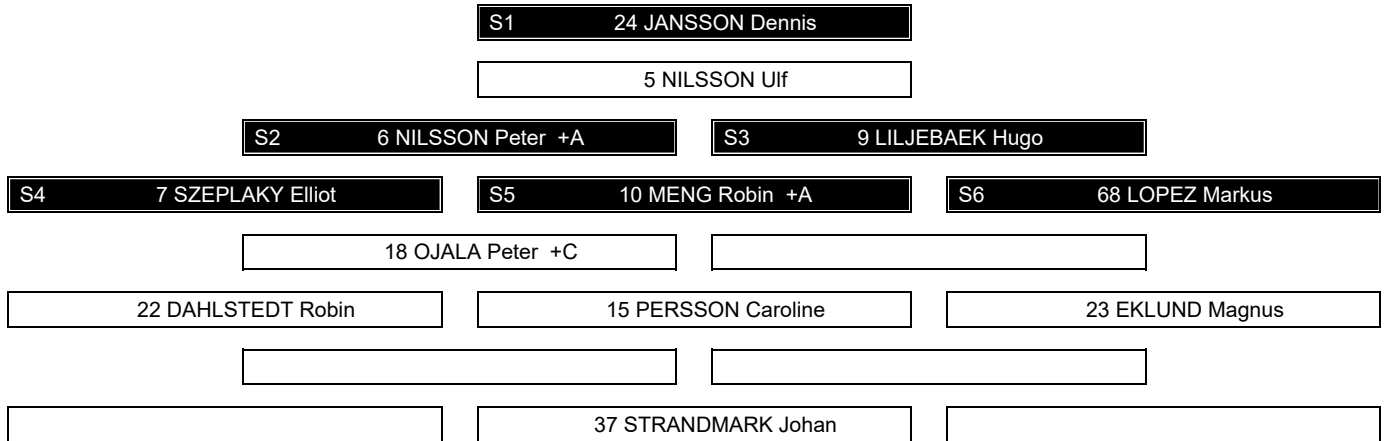
SWE - FRA

Referee
FLATEN Stian (NOR)

Linesmen
O'ROURKE Ryan (CAN) , WARD Barney (GBR)

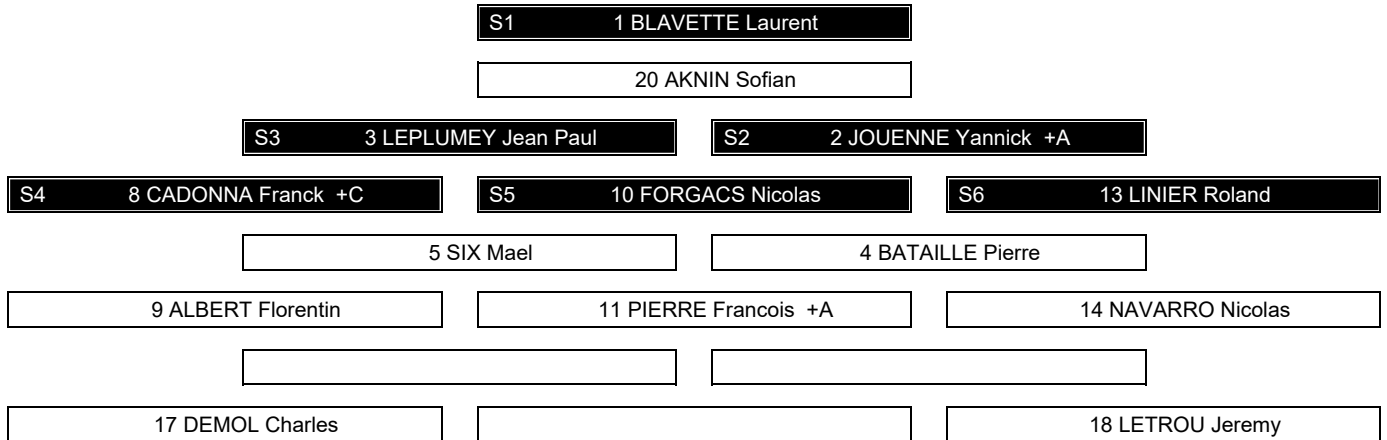
Team: SWE - Sweden (Blue)

Head Coach: LAHTINEN Timo



Team: FRA - France (White)

Head Coach: LEMETAIS David



Legend:
+A Assistant Captain **+C** Captain **Sn** Starting position



Game Summary

REVISED
17 APR 10:23

SWE - FRA 12 - 1 (3 - 1 , 4 - 0 , 5 - 0)

Spectators	Referee	Linesmen
53	FLATEN Stian (NOR)	O'ROURKE Ryan (CAN) , WARD Barney (GBR)

Team Statistics

Period	Score	SVS	SOG	PIM	TPP	PPG	SHG
1	3 : 1	1 : 7	10 : 2	0 : 0	00:00 : 00:00	0 : 0	0 : 0
2	4 : 0	0 : 4	8 : 0	2 : 6	00:45 : 01:59	3 : 0	0 : 0
3	5 : 0	2 : 11	16 : 2	4 : 4	03:23 : 03:22	1 : 0	2 : 0
Total	12 : 1	3 : 22	34 : 4	6 : 10	04:08 : 05:21	4 : 0	2 : 0

1st Period

Action	Time	ET/Res	Team	Type	No.	Name	(G)	Name of Assistant(s) / Action Description
GK	00:00		SWE		24	JANSSON D		- Goalkeeper in
GK	00:00		FRA		1	BLAVETTE L		- Goalkeeper in
Goal	00:58	1 : 0	SWE	EQ	68	LOPEZ M	(1)	7 SZEPLAKY E On Ice SWE 24 6 7 9 10 68 FRA 1 2 3 8 10 13
Goal	05:51	1 : 1	FRA	EQ	13	LINIER R	(1)	On Ice SWE 24 6 10 18 22 68 FRA 1 4 5 8 13 14
Goal	06:22	2 : 1	SWE	EQ	15	PERSSON C	(1)	9 LILJEBAEK H 68 LOPEZ M On Ice SWE 24 9 15 18 23 68 FRA 1 4 5 9 14 17
Goal	12:26	3 : 1	SWE	EQ	6	NILSSON P	(2)	9 LILJEBAEK H 23 EKLUND M On Ice SWE 24 6 9 22 23 68 FRA 1 2 3 9 14 17

2nd Period

Action	Time	ET/Res	Team	Type	No.	Name	(G)	Name of Assistant(s) / Action Description
Goal	16:57	4 : 1	SWE	EQ	68	LOPEZ M	(2)	23 EKLUND M 6 NILSSON P On Ice SWE 24 6 18 22 23 68 FRA 1 4 5 9 14 17
Penalty	20:54	22:54	SWE	2 min.	15	PERSSON C		- Delaying the Game
Penalty	22:53	23:19	FRA	2 min.	-	Team penalty		- Too Many Players / Served by: 9 ALBERT F
Goal	23:19	5 : 1	SWE	PP1	68	LOPEZ M	(3)	9 LILJEBAEK H 6 NILSSON P On Ice SWE 24 6 9 10 15 68 FRA 1 4 5 8 10 17 *
Penalty	25:06	25:16	FRA	2 min.	5	SIX M		- Teeing
Goal	25:16	6 : 1	SWE	PP1	6	NILSSON P	(3)	68 LOPEZ M 9 LILJEBAEK H On Ice SWE 24 6 9 10 18 68 FRA 1 2 11 14 17 *
Penalty	27:55	28:05	FRA	2 min.	9	ALBERT F		- Interference
Goal	28:05	7 : 1	SWE	PP1	6	NILSSON P	(4)	9 LILJEBAEK H 68 LOPEZ M On Ice SWE 24 6 9 10 18 68 FRA 1 4 5 8 13 *

3rd Period

Action	Time	ET/Res	Team	Type	No.	Name	(G)	Name of Assistant(s) / Action Description
Goal	30:57	8 : 1	SWE	EQ	68	LOPEZ M	(4)	10 MENG R 9 LILJEBAEK H On Ice SWE 24 6 7 9 10 68 FRA 1 2 3 8 10 13
Penalty	33:43	35:43	SWE	2 min.	68	LOPEZ M		- Interference
Goal	34:23	9 : 1	SWE	SH1	10	MENG R	(2)	9 LILJEBAEK H 6 NILSSON P On Ice SWE 24 6 9 10 18 FRA 1 2 3 8 10 13
Goal	36:03	10 : 1	SWE	EQ	9	LILJEBAEK H	(1)	10 MENG R 68 LOPEZ M On Ice SWE 24 9 10 18 23 68 FRA 1 2 8 10 11 13
Penalty	37:42	39:42	FRA	2 min.	3	LEPLUMEY JP		- Holding an opponent
Penalty	41:34	42:57	FRA	2 min.	13	LINIER R		- Teeing
Goal	42:57	11 : 1	SWE	PP1	18	OJALA P	(2)	9 LILJEBAEK H 6 NILSSON P On Ice SWE 24 6 9 10 18 68 FRA 1 4 5 8 10 *
Penalty	43:38	45:00	SWE	2 min.	10	MENG R		- Charging
Goal	44:20	12 : 1	SWE	SH1	6	NILSSON P	(5)	7 SZEPLAKY E 68 LOPEZ M On Ice SWE 24 6 7 18 68 FRA 1 2 9 11 17 18
GK	45:00		SWE					24 JANSSON D - Goalkeeper out
GK	45:00		FRA					1 BLAVETTE L - Goalkeeper out



TUE 16 APR 2024

Start Time 15:00
End Time 16:51

Round Robin, Game 5



Goalkeeper Records

Team : SWE - Sweden

No.	Name	SOG	SVS	MIP
24	JANSSON Dennis	4	3	45:00
5	NILSSON Ulf			

Team : FRA - France

No.	Name	SOG	SVS	MIP
1	BLAVETTE Laurent	34	22	45:00
20	AKNIN Sofian			

Game Statistics

Team : SWE (Blue)

Head Coach : LAHTINEN Timo

No.	Pos.	Name	Gen	G	A	P	PIM	FO+	FO-	FO+/-	FO%	Shots on Goal					+/-	Time on Ice					
												1	2	3	OT	TS		1	2	3	OT	TOT	SHF
6	D	NILSSON Peter +A	M	4	4	8	0	0	0	0	0.00	1	5	5	11	+5	0:00	0:00	0:00	0:00	0:00	0	0:00
7	F	SZEPLAKY Elliot	M	0	2	2	0	2	3	-1	40.00	0	0	1	1	+3	0:00	0:00	0:00	0:00	0:00	0	0:00
9	D	LILJEBAEK Hugo	M	1	8	9	0	0	0	0	0.00	1	0	2	3	+6	0:00	0:00	0:00	0:00	0:00	0	0:00
10	F	MENG Robin +A	M	1	2	3	2	6	2	4	75.00	3	0	2	5	+3	0:00	0:00	0:00	0:00	0:00	0	0:00
68	F	LOPEZ Markus (BP)	M	4	5	9	2	24	4	20	85.71	4	3	5	12	+6	0:00	0:00	0:00	0:00	0:00	0	0:00
15	F	PERSSON Caroline	F	1	0	1	2	0	0	0	0.00	1	0	0	1	+1	0:00	0:00	0:00	0:00	0:00	0	0:00
18	D	OJALA Peter +C	M	1	0	1	0	0	0	0	0.00	0	0	1	1	+4	0:00	0:00	0:00	0:00	0:00	0	0:00
22	F	DAHLSTEDT Robin	M	0	0	0	0	0	0	0	0.00	0	0	0	0	+1	0:00	0:00	0:00	0:00	0:00	0	0:00
23	F	EKLUND Magnus	M	0	2	2	0	0	2	-2	0.00	0	0	0	0	+4	0:00	0:00	0:00	0:00	0:00	0	0:00
37	D	STRANDMARK Johan	M	0	0	0	0	0	0	0	0.00	0	0	0	0	0	0:00	0:00	0:00	0:00	0:00	0	0:00
5	GK	NILSSON Ulf	M	0	0	0	0					0	0	0	0								
24	GK	JANSSON Dennis	M	0	0	0	0					0	0	0	0								
Total					12	23	35	6	32	11	21	74.42	10	8	16	34							

Team : FRA (White)

Head Coach : LEMETAIS David

No.	Pos.	Name	Gen	G	A	P	PIM	FO+	FO-	FO+/-	FO%	Shots on Goal					+/-	Time on Ice					
												1	2	3	OT	TS		1	2	3	OT	TOT	SHF
2	D	JOUENNE Yannick +A	M	0	0	0	0	0	0	0	0.00	0	0	0	0	-6	0:00	0:00	0:00	0:00	0:00	0	0:00
3	D	LEPLUMEY Jean Paul	M	0	0	0	2	0	0	0	0.00	0	0	0	0	-4	0:00	0:00	0:00	0:00	0:00	0	0:00
8	F	CADONNA Franck +C	M	0	0	0	0	0	1	-1	0.00	0	0	0	0	-3	0:00	0:00	0:00	0:00	0:00	0	0:00
10	F	FORGACS Nicolas	M	0	0	0	0	4	12	-8	25.00	1	0	1	2	-4	0:00	0:00	0:00	0:00	0:00	0	0:00
13	F	LINIER Roland	M	1	0	1	2	0	1	-1	0.00	1	0	1	2	-3	0:00	0:00	0:00	0:00	0:00	0	0:00
4	D	BATAILLE Pierre	M	0	0	0	0	0	0	0	0.00	0	0	0	0	-1	0:00	0:00	0:00	0:00	0:00	0	0:00
5	D	SIX Mael (BP)	M	0	0	0	2	0	0	0	0.00	0	0	0	0	-1	0:00	0:00	0:00	0:00	0:00	0	0:00
9	F	ALBERT Florentin	M	0	0	0	2	0	0	0	0.00	0	0	0	0	-4	0:00	0:00	0:00	0:00	0:00	0	0:00
11	F	PIERRE Francois +A	M	0	0	0	0	0	3	-3	0.00	0	0	0	0	-2	0:00	0:00	0:00	0:00	0:00	0	0:00
14	F	NAVARRO Nicolas	M	0	0	0	0	0	0	0	0.00	0	0	0	0	-2	0:00	0:00	0:00	0:00	0:00	0	0:00
17	F	DEMOL Charles	M	0	0	0	0	7	14	-7	33.33	0	0	0	0	-4	0:00	0:00	0:00	0:00	0:00	0	0:00
18	F	LETROU Jeremy	M	0	0	0	0	0	1	-1	0.00	0	0	0	0	-1	0:00	0:00	0:00	0:00	0:00	0	0:00
1	GK	BLAVETTE Laurent	M	0	0	0	0					0	0	0	0								
20	GK	AKNIN Sofian	M	0	0	0	0					0	0	0	0								
Total					1	0	1	8	11	32	-21	25.58	2	0	2	4							

Round Robin

R	Team	GP	W	OTW	OTL	L	GDF	GF:GA	PTS
1	NOR	2	2	0	0	0	+43	43 : 0	6
2	GER	2	2	0	0	0	+33	35 : 2	6
3	SWE	2	2	0	0	0	+13	15 : 2	6
4	KAZ	2	0	0	0	2	-13	2 : 15	0
5	FRA	2	0	0	0	2	-36	1 : 37	0
6	GBR	2	0	0	0	2	-40	1 : 41	0

	FRA	GBR	GER	KAZ	NOR	SWE
FRA	*****	WED 17 APR 15:00	FRI 19 APR 15:00	SAT 20 APR 11:00	0:25	1:12
GBR	WED 17 APR 15:00	*****	1:23	FRI 19 APR 11:00	TUE 16 APR 19:00	SAT 20 APR 15:00
GER	FRI 19 APR 15:00	23:1	*****	12:1	SAT 20 APR 19:00	WED 17 APR 11:00
KAZ	SAT 20 APR 11:00	FRI 19 APR 11:00	1:12	*****	WED 17 APR 19:00	1:3
NOR	25:0	TUE 16 APR 19:00	SAT 20 APR 19:00	WED 17 APR 19:00	*****	FRI 19 APR 19:00
SWE	12:1	SAT 20 APR 15:00	WED 17 APR 11:00	3:1	FRI 19 APR 19:00	*****



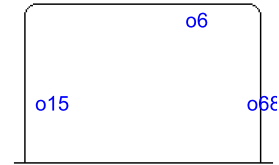
Legend:			
(G)	Goals in tournament	*	does not count for Plus/minus
+C	Captain	A	Assists
ET/Res	Penalty end time/Result of game	F	Female / Forward
FO+	Face-offs won	FO+/-	Face-offs net
GDF	Goal difference	Gen	Gender
GP	Games played	L	Losses
No.	Jersey number	OT	Overtime
P	Points	PIM	Penalties in minutes
PPG	Power play goals	PTS	Points
SHG	Shorthanded goals	SOG	Shots on goal
TS	Total shots	W	Wins
		+/-	Plus/minus net
		D	Defence
		FO-	Face-offs lost
		G	Goals
		GF	Goals for
		M	Male
		OTL	Overtime losses
		Pos.	Position
		R	Rank
		SVS	Saves
		+A	Assistant Captain
		EQ	Equal strength
		FO%	Face-offs won as percentage
		GA	Goals against
		GK	Goalkeeper
		MIP	Minutes in play (GK)
		OTW	Overtime wins
		PP1	Power play - 1 player
		SH1	Shorthanded - 1 player
		TPP	Time on power play

REVISED Revised to correct assists for Team SWE goals after video review.



Shot Chart SWE - FRA

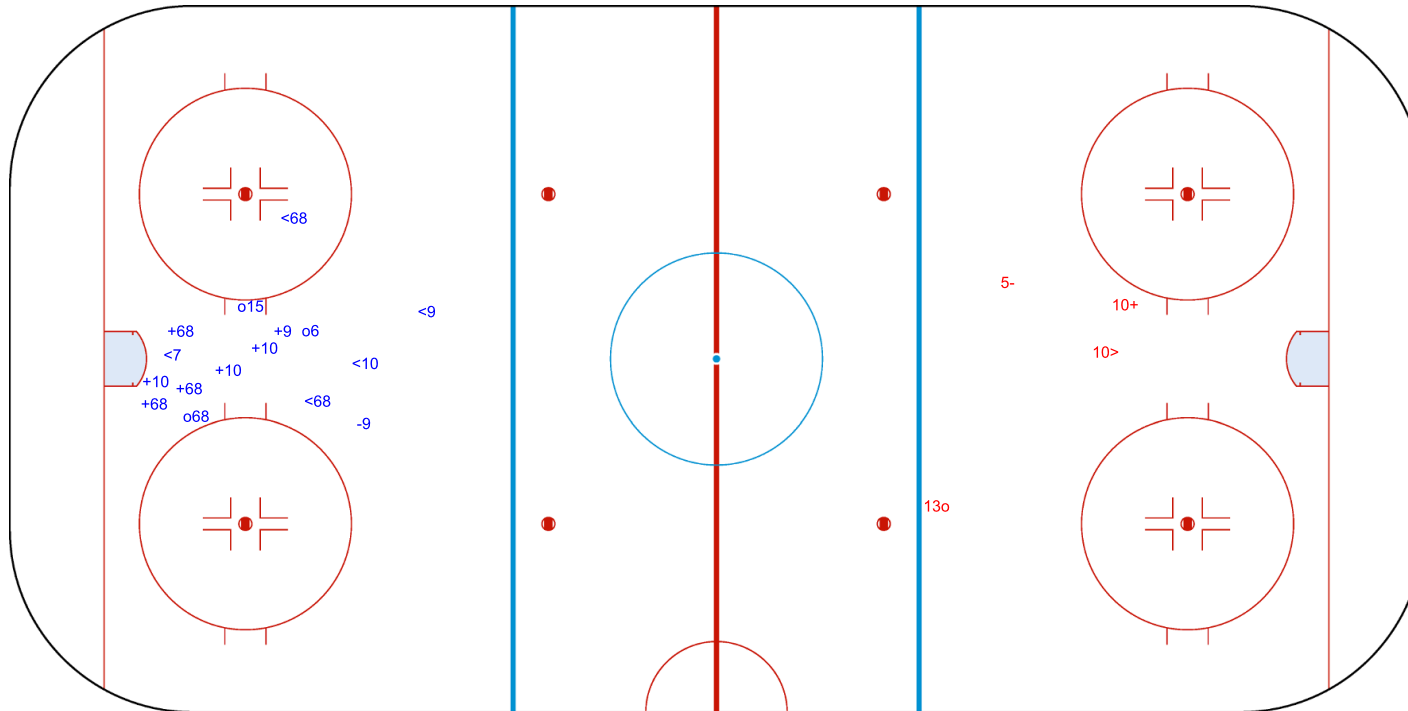
Shots by SWE
Goals (o): 3
SSP (<): 5
SSG (+): 7
SPG (-): 1



GK 1 of FRA



Period: 1



Shots by FRA
Goals (o): 1
SSP (>): 1
SSG (+): 1
SPG (-): 1



GK 24 of SWE



Shots by FRA

Goals (o): 0

SSG (+): 0

SSP (<): 0

SPG (-): 1



GK 24 of SWE



Period: 2




Shots by SWE

Goals (o): 4

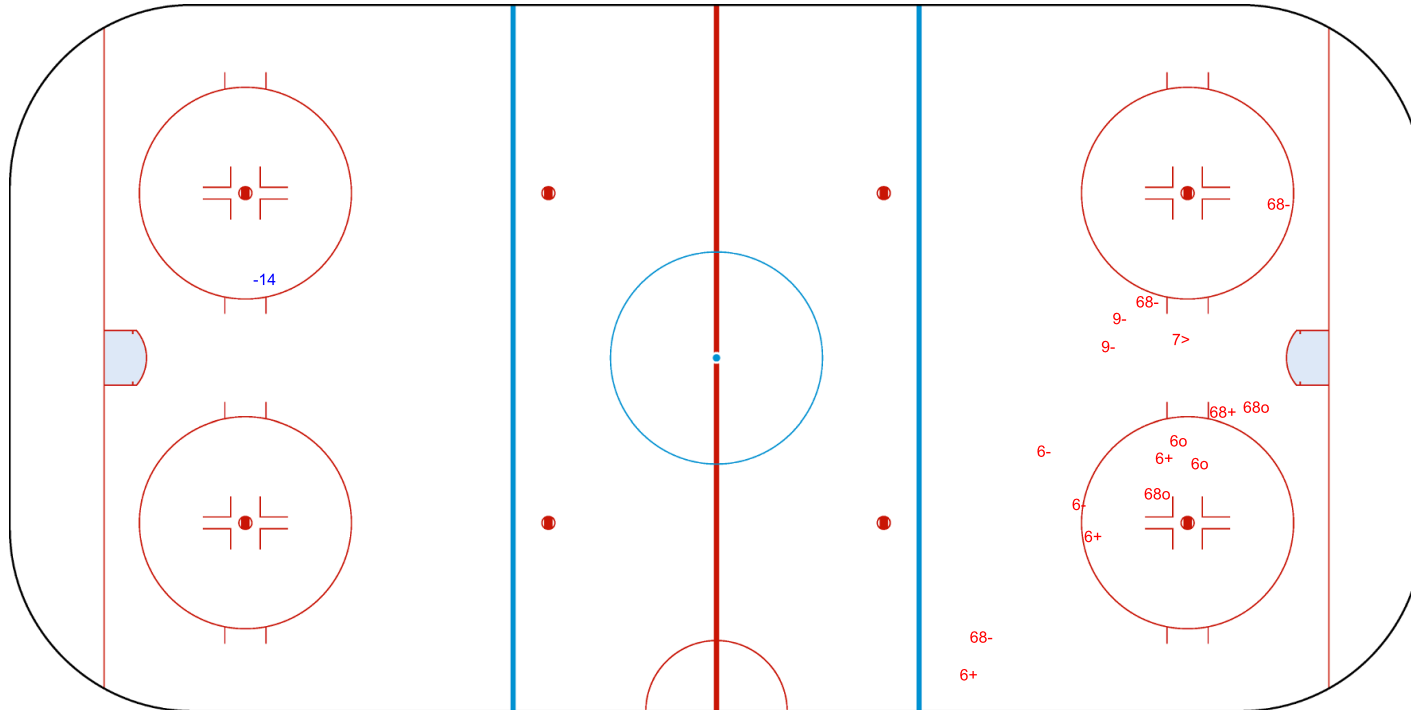
SSG (+): 4

SSP (>): 1

SPG (-): 7



GK 1 of FRA





Shots by SWE

Goals (o): 5 SSG (+): 11

SSP (<): 7 SPG (-): 5

o09
o068
o10
o06
o18

GK 1 of FRA



Period: 3



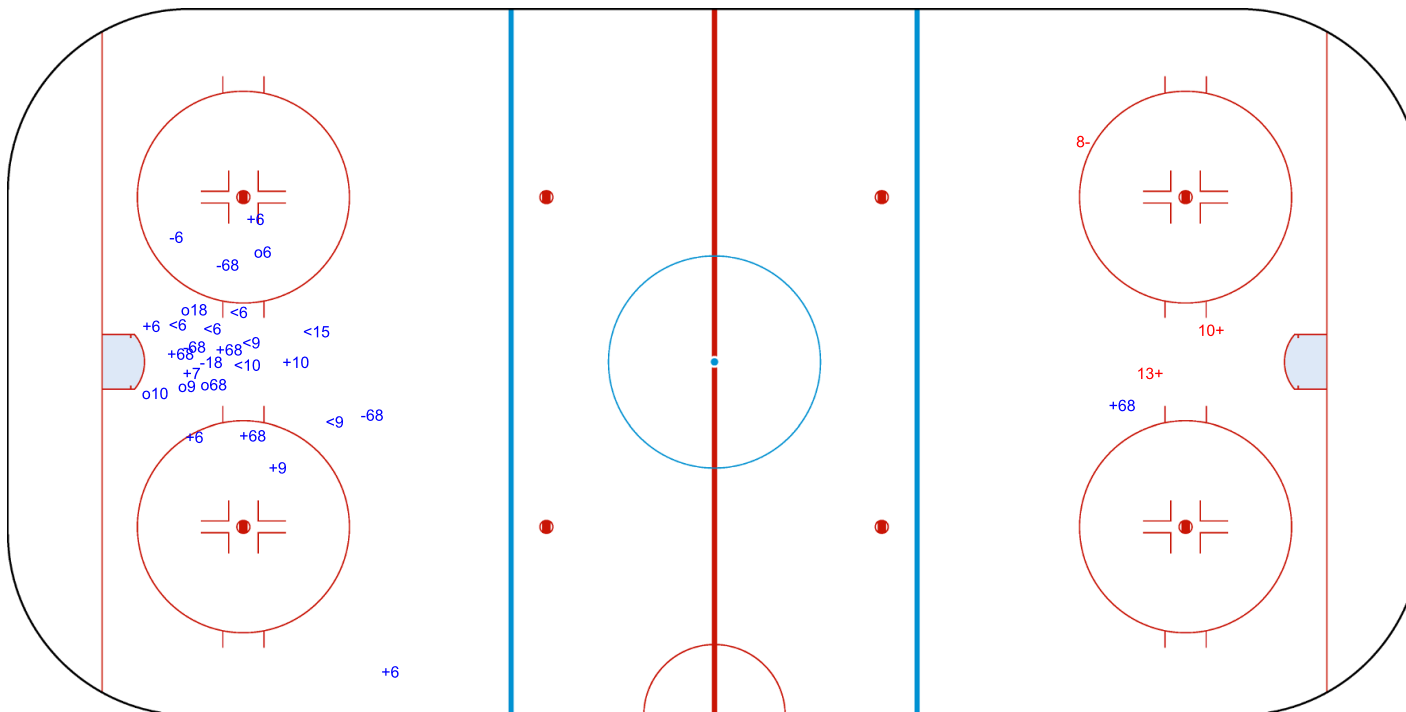
Shots by FRA

Goals (o): 0 SSG (+): 2

SSP (>): 0 SPG (-): 1

--

GK 24 of SWE



Legend:	GK Goalkeeper	SPG Shots past goal	SSG Shots saved by goalkeeper	SSP Shots saved by player
----------------	----------------------	----------------------------	--------------------------------------	----------------------------------



Face-off Chart
SWE - FRA

PERIOD 1

SWE	FRA	SWE	FRA	SWE	FRA
Def. zone	Att. zone	Neutral zone		Att. zone	Def. zone
		+ 68	- 10	+ 10	- 11
		+ 68	- 11	+ 68	- 11
		+ 68	- 17	- 68	+ 17
		- 68	+ 10	- 68	+ 17
		- 10	+ 10		
Total wins / period		3 / 60%	2 / 40%	2 / 50%	2 / 50%

Total wins
all zones

SWE	FRA
5 / 56%	4 / 44%

PERIOD 2

SWE	FRA	SWE	FRA	SWE	FRA
Def. zone	Att. zone	Neutral zone		Att. zone	Def. zone
+ 68	- 17	- 7	+ 10	+ 68	- 17
		- 23	+ 17	+ 10	- 17
		+ 68	- 17	+ 68	- 10
		+ 68	- 10	+ 68	- 10
		+ 10	- 17	+ 68	- 10
		+ 68	- 10	+ 68	- 17
		+ 10	- 17	+ 68	- 8
		+ 68	- 10		
Total wins / period		1 / 100%	0 / 0%	7 / 100%	0 / 0%

Total wins
all zones

SWE	FRA
14 / 88%	2 / 12%

PERIOD 3

SWE	FRA	SWE	FRA	SWE	FRA
Def. zone	Att. zone	Neutral zone		Att. zone	Def. zone
+ 10	- 10	+ 7	- 10	+ 68	- 17
+ 68	- 17	+ 68	- 17	- 7	+ 17
+ 68	- 17	- 68	+ 17	+ 7	- 17
		- 7	+ 17	+ 10	- 10
		- 10	+ 17	+ 68	- 17
		- 23	+ 10	+ 68	- 18
				+ 68	- 13
				+ 68	- 10
				+ 68	- 10
Total wins / period		3 / 100%	0 / 0%	8 / 89%	1 / 11%

Total wins
all zones

SWE	FRA
13 / 72%	5 / 28%

TOTAL

SWE	FRA	SWE	FRA	SWE	FRA
Def. zone	Att. zone	Neutral zone		Att. zone	Def. zone
Total wins / game		4 / 100%	0 / 0%	17 / 85%	3 / 15%

Total wins
all zones

SWE	FRA
32 / 74%	11 / 26%



HEAD TO HEAD

		FRA										
No.		8	10	11	13	17	18	Tot	wins SWE	Dz	Nz	Az
SWE	7		1 - 1			1 - 2		5	2 40%		1 33%	1 50%
	10		2 - 1	1 - 0		3 - 1		8	6 75%	1 100%	2 50%	3 100%
	23		0 - 1			0 - 1		2	0 0%		0 0%	
	68	1 - 0	9 - 1	2 - 0	1 - 0	10 - 3	1 - 0	28	24 86%	3 100%	8 80%	13 87%
Tot		1	16	3	1	21	1	43	32 74%	4 100%	11 58%	17 85%
wins FRA		0 0%	4 25%	0 0%	0 0%	7 33%	0 0%	11 26%				
Dz		0 0%	0 0%	0 0%	0 0%	3 33%	0 0%	3 15%				
Nz			4 44%	0 0%		4 44%		8 42%				
Az			0 0%			0 0%		0 0%				

Legend:									
Az	Attacking zone	Dz	Defending zone	No.	Jersey number	Nz	Neutral zone	Tot.	Total face-offs played



Game Roster

GBR - NOR

Referee

FERGENBAUM Matt (CAN)

Linesmen

FAZEKAS Tibor (SRB) , LONNQVIST Tom (FIN)

Goalkeepers

Team: GBR

No.	Name	Gen	GP	MIP	GA	SVS	SOG	SVS%	GAA
20	HACKWORTH Bryan	M	1	15:00	9	4	13	30.77	27.00
31	HILL Nicole Jodi	F	1	30:00	14	23	37	62.16	21.00

Team Roster

Team: GBR (White)

No.	Pos.	Name	Gen	GP	G	A	PTS	PIM	+/-
3	F	DAVIES Joshua	M	1	0	0	0	0	-3
6	F	NICHOLSON Karl	M	1	0	1	1	0	-9
7	F	WATTS Dani	F	0	0	0	0	0	0
8	F	QUIRK Stacey	F	1	0	0	0	0	-15
9	F	CHRISTOPHER Tyler	M	0	0	0	0	0	0
10	D	GREGORY Felicity	F	1	0	0	0	0	-3
13	D	FARMER Gary	M	1	1	0	1	2	-14
18	F	O'BRIEN Ben	M	1	0	0	0	0	-2
20	GK	HACKWORTH Bryan	M	1	0	0	0	0	
22	D	le GALLOUDEC Jonathon	M	1	0	0	0	0	-13
28	D	COLQUITT Mark	M	1	0	0	0	0	-7
31	GK	HILL Nicole Jodi	F	1	0	0	0	0	
33	D	BROWN Paul	M	1	0	0	0	0	-9
40	F	SHAKESPEARE Callum	M	1	0	0	0	0	-10
66	F	COUCH Shannon	F	1	0	0	0	0	-11
88	F	MELLOR John	M	1	0	0	0	0	-5
89	D	BARKER Damien	M	0	0	0	0	0	0
97	F	LAHAN Dean	M	1	0	0	0	0	-9

Head Coach: ASSINCK Peggy

Team: NOR

No.	Name	Gen	GP	MIP	GA	SVS	SOG	SVS%	GAA
25	SUNDT Andreas	M	1	30:00	0	0	0	0.00	0.00
81	HAUGEN Erik	M	1	15:00	0	0	0	0.00	0.00

Team: NOR (Red)

No.	Pos.	Name	Gen	GP	G	A	PTS	PIM	+/-
6	F	KIRSTISTUEN Emil	M	1	0	0	0	0	+2
9	D	VARNES Morten	M	1	4	1	5	0	+9
16	D	NORDSTOGA Knut Andre	M	1	3	4	7	0	+12
17	F	SOLBERG Loyd Remi Pallander	M	1	1	7	8	0	+12
20	F	HAMRE Martin	M	1	0	5	5	0	+7
22	D	BAKKE Audun	M	1	3	4	7	0	+12
23	D	KLAKEGG Jan Roger	M	1	1	5	6	0	+11
25	GK	SUNDT Andreas	M	1	0	0	0	0	
26	F	KRONBERG Viktor	M	1	1	3	4	0	+8
28	F	KRISTOFFERSEN Emil	M	0	0	0	0	0	0
33	F	SKOLBEKKEN Martin Bakkejord	M	1	0	4	4	4	+11
35	F	GROESFJELD Martin	M	1	0	1	1	0	+2
69	F	OEVERLI Fabian Cruickshank	M	1	1	1	2	0	+3
71	F	OISETH Ola	M	1	6	6	12	0	+11
81	GK	HAUGEN Erik	M	1	0	0	0	0	
91	F	LYNGROTH Alexander	M	1	5	4	9	2	+8

Head Coach: DAHLSTROM Ole Eskild

Legend:

+/- Plus/minus net	A Assists	D Defence	F Female / Forward
G Goals	GA Goals against	GAA Goals against as average per 45 minutes	Gen Gender
GK Goalkeeper	GP Games played	M Male	MIP Minutes and seconds played
No. Jersey number	PIM Penalties in minutes	Pos. Position	PTS Points
SOG Shots on goal	SVS Saves	SVS% Saves in percentage	



Line-ups

GBR - NOR

Referee

FERGENBAUM Matt (CAN)

Linesmen

FAZEKAS Tibor (SRB) , LONNQVIST Tom (FIN)

Goalkeepers

Team: GBR

No.	Name	Gen
20	HACKWORTH Bryan	M
31	HILL Nicole Jodi	F

Team: NOR

No.	Name	Gen
81	HAUGEN Erik	M
25	SUNDT Andreas	M

Team Line-ups

Team: GBR (White)

No.	Pos.	Name	Gen
13	D	FARMER Gary +A	M
22	D	le GALLOUDEC Jonathon +A	M
6	F	NICHOLSON Karl +C	M
8	F	QUIRK Stacey	F
40	F	SHAKESPEARE Callum	M
28	D	COLQUITT Mark	M
3	F	DAVIES Joshua	M
7	F	WATTS Dani	F
66	F	COUCH Shannon	F
88	F	MELLOR John	M
33	D	BROWN Paul	M
89	D	BARKER Damien	M
97	F	LAHAN Dean	M

Head Coach: ASSINCK Peggy

NOT DRESSED:

9	F	CHRISTOPHER Tyler	M
10	D	GREGORY Felicity	F
18	F	O'BRIEN Ben	M

Team: NOR (Red)

No.	Pos.	Name	Gen
22	D	BAKKE Audun	M
20	F	HAMRE Martin	M
26	F	KRONBERG Viktor	M
35	F	GROESFJELD Martin	M
91	F	LYNGROTH Alexander +A	M
9	D	VARNES Morten	M
16	D	NORDSTOGA Knut Andre +A	M
17	F	SOLBERG Loyd Remi Pallander	M
33	F	SKOLBEKKEN Martin Bakkejord	M
71	F	OISETH Ola +C	M
6	F	KIRSTISTUEN Emil	M
28	F	KRISTOFFERSEN Emil	M
69	F	OEVERLI Fabian Cruickshank	M

Head Coach: DAHLSTROM Ole Eskild

NOT DRESSED:

23	D	KLAKEGG Jan Roger	M
----	---	-------------------	---

Legend:

+A	Assistant Captain	+C	Captain	D	Defence	F	Female / Forward
Gen	Gender	M	Male	No.	Jersey number	Pos.	Position



Graphical Line-ups

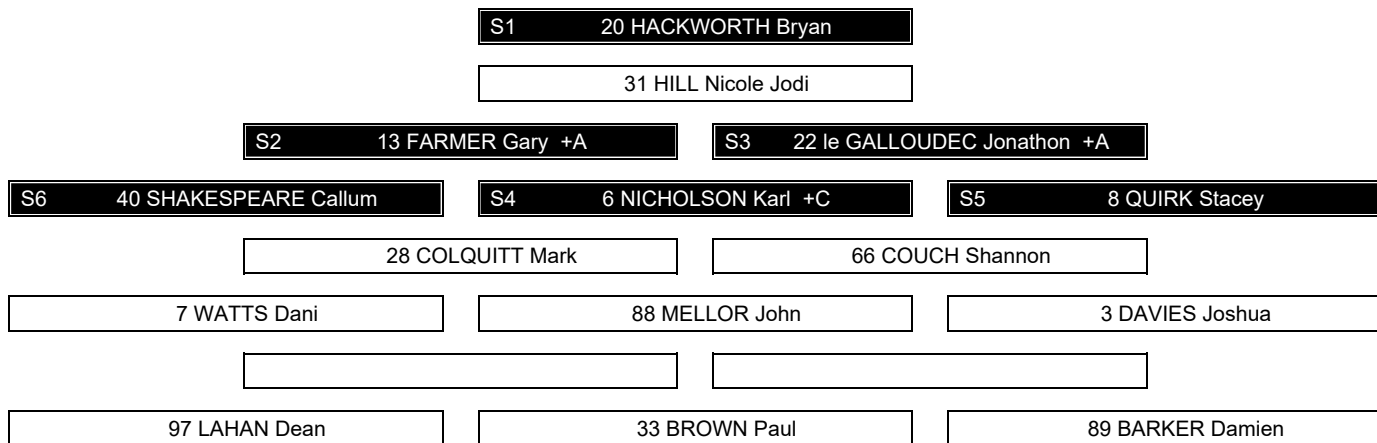
GBR - NOR

Referee
FERGENBAUM Matt (CAN)

Linesmen
FAZEKAS Tibor (SRB) , LONNQVIST Tom (FIN)

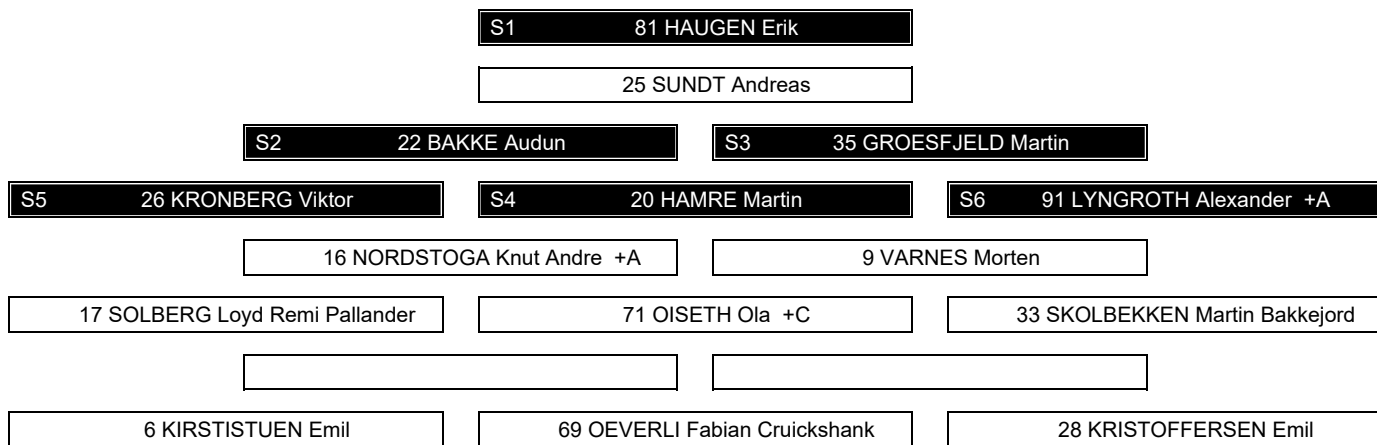
Team: GBR - Great Britain (White)

Head Coach: ASSINCK Peggy



Team: NOR - Norway (Red)

Head Coach: DAHLSTROM Ole Eskild



Legend:

+A Assistant Captain

+C Captain

Sn Starting position



Game Summary

REVISED
17 APR 17:48

GBR - NOR 0 - 18 (0 - 9 , 0 - 8 , 0 - 1)

Spectators	Referee	Linesmen
284	FERGENBAUM Matt (CAN)	FAZEKAS Tibor (SRB) , LONNQVIST Tom (FIN)

Team Statistics

Period	Score	SVS	SOG	PIM	TPP	PPG	SHG
1	0 : 9	13 : 0	0 : 22	4 : 2	00:17 : 00:51	0 : 2	0 : 0
2	0 : 8	5 : 3	3 : 13	2 : 4	04:00 : 01:05	0 : 1	0 : 2
3	0 : 1	12 : 1	1 : 13	0 : 2	02:00 : 00:00	0 : 0	0 : 0
Total	0 : 18	30 : 4	4 : 48	6 : 8	06:17 : 01:56	0 : 3	0 : 2

1st Period

Action	Time	ET/Res	Team	Type	No.	Name	(G)	Name of Assistant(s) / Action Description
GK	00:00		NOR		81	HAUGEN E		- Goalkeeper in
GK	00:00		GBR		20	HACKWORTH B		- Goalkeeper in
Goal	00:47	0 : 1	NOR	EQ	91	LYNGROTH A	(6)	20 HAMRE M 26 KRONBERG V On Ice GBR 20 6 8 13 22 40 NOR 81 20 22 26 35 91
Goal	01:48	0 : 2	NOR	EQ	9	VARNES M	(5)	33 SKOLBEKKEN MB 17 SOLBERG LRP On Ice GBR 20 6 13 22 40 97 NOR 81 9 16 17 33 71
Goal	04:30	0 : 3	NOR	EQ	71	OISETH O	(7)	22 BAKKE A 35 GROESFJELD M On Ice GBR 20 8 22 33 66 88 NOR 81 17 22 33 35 71
Goal	05:17	0 : 4	NOR	EQ	17	SOLBERG LRP	(2)	71 OISETH O 22 BAKKE A On Ice GBR 20 6 22 33 88 89 NOR 81 17 22 33 35 71
Penalty	08:21	10:21	NOR	2 min.	20	HAMRE M		- Interference
Penalty	08:38	10:32	GBR	2 min.	13	FARMER G		- Tripping
Goal	09:03	0 : 5	NOR	EQ	71	OISETH O	(8)	17 SOLBERG LRP 22 BAKKE A On Ice GBR 20 6 8 22 66 NOR 81 9 16 17 71
Goal	10:10	0 : 6	NOR	EQ	22	BAKKE A	(4)	28 KRISTOFFERSEN E On Ice GBR 20 8 22 66 97 NOR 81 6 22 28 69
Goal	10:32	0 : 7	NOR	PP1	22	BAKKE A	(5)	6 KIRSTISTUEN E On Ice GBR 20 6 22 66 97 NOR 81 6 20 22 28 69 *
Penalty	10:45	11:25	GBR	2 min.	13	FARMER G		- Holding an opponent
Goal	11:25	0 : 8	NOR	PP1	71	OISETH O	(9)	17 SOLBERG LRP 22 BAKKE A On Ice GBR 20 6 22 28 40 NOR 81 9 17 22 71 91 *
Goal	11:54	0 : 9	NOR	EQ	33	SKOLBEKKEN MB	(1)	71 OISETH O On Ice GBR 20 6 22 28 40 97 NOR 81 9 16 17 33 71

2nd Period

Action	Time	ET/Res	Team	Type	No.	Name	(G)	Name of Assistant(s) / Action Description
Goal	17:15	0 : 10	NOR	EQ	20	HAMRE M	(1)	91 LYNGROTH A 69 OEVERLI FC On Ice GBR 20 8 22 28 88 97 NOR 81 20 22 26 35 91
Goal	18:43	0 : 11	NOR	EQ	20	HAMRE M	(2)	26 KRONBERG V 69 OEVERLI FC On Ice GBR 20 8 22 28 88 97 NOR 81 6 16 20 26 69
GK	18:43		GBR		31	HILL NJ		- Goalkeeper in 20 HACKWORTH B - Goalkeeper out
Goal	20:28	0 : 12	NOR	EQ	17	SOLBERG LRP	(3)	22 BAKKE A On Ice GBR 31 3 8 22 28 97 NOR 81 17 22 33 35 71
Penalty	20:44	21:49	GBR	2 min.	33	BROWN P		- Teeing
Goal	21:49	0 : 13	NOR	PP1	71	OISETH O	(10)	17 SOLBERG LRP 22 BAKKE A On Ice GBR 31 6 13 40 66 NOR 81 9 17 22 71 91 *
Penalty	23:30	25:30	NOR	2 min.	-	Team penalty		- Too Many Players / Served by: 26 KRONBERG V
Goal	24:26	0 : 14	NOR	SH1	22	BAKKE A	(6)	6 KIRSTISTUEN E On Ice GBR 31 6 8 13 22 66 NOR 81 6 22 35 69
Penalty	26:03	28:03	NOR	2 min.	9	VARNES M		- Teeing
Goal	27:33	0 : 15	NOR	SH1	91	LYNGROTH A	(7)	On Ice GBR 31 6 8 13 22 66 NOR 81 16 20 26 91
Goal	28:27	0 : 16	NOR	EQ	17	SOLBERG LRP	(4)	33 SKOLBEKKEN MB 71 OISETH O On Ice GBR 31 8 13 22 28 97 NOR 81 6 17 33 69 71



TUE 16 APR 2024

Start Time 19:00
End Time 20:55

Round Robin, Game 6



Action	Time	ET/Res	Team	Type	No.	Name	(G)	Name of Assistant(s)	Action Description
Goal	28:57	0 : 17	NOR	EQ	22	BAKKE A	(7)	6 KIRSTISTUEN E	On Ice GBR 31 3 13 33 40 66 NOR 81 6 22 26 28 69

3rd Period

Action	Time	ET/Res	Team	Type	No.	Name	(G)	Name of Assistant(s)	Action Description
GK	30:00		GBR		20	HACKWORTH B		- Goalkeeper in	31 HILL NJ - Goalkeeper out
Penalty	37:19	39:19	NOR	2 min.	20	HAMRE M		- Teeing	
Goal	40:13	0 : 18	NOR	EQ	71	OISETH O	(11)		On Ice GBR 20 6 8 13 22 66 NOR 81 16 17 33 69 71
GK	45:00		GBR						20 HACKWORTH B - Goalkeeper out
GK	45:00		NOR						81 HAUGEN E - Goalkeeper out

Goalkeeper Records

Team : GBR - Great Britain

No.	Name	SOG	SVS	MIP
20	HACKWORTH Bryan	37	25	33:43
31	HILL Nicole Jodi	11	5	11:17

Team : NOR - Norway

No.	Name	SOG	SVS	MIP
81	HAUGEN Erik	4	4	45:00
25	SUNDT Andreas			

Game Statistics

Team : GBR (White)

Head Coach : ASSINCK Peggy											Shots on Goal				Time on Ice								
No. Pos.	Name	Gen	G	A	P	PIM	FO+	FO-	FO+/-	FO%	1	2	3	OT	TS	+/-	1	2	3	OT	TOT	SHF	AVG
6	F NICHOLSON Karl +C	M	0	0	0	0	9	24	-15	27.27	0	1	0	0	1	-8	0:00	0:00	0:00	0:00	0:00	0	0:00
8	F QUIRK Stacey	F	0	0	0	0	0	1	-1	0.00	0	0	0	0	0	-11	0:00	0:00	0:00	0:00	0:00	0	0:00
13	D FARMER Gary +A	M	0	0	0	4	0	1	-1	0.00	0	1	1	2	-7	0:00	0:00	0:00	0:00	0:00	0	0:00	
22	D le GALLOUDEC Jonathon +A	M	0	0	0	0	0	0	0	0.00	0	0	0	0	-14	0:00	0:00	0:00	0:00	0:00	0	0:00	
40	F SHAKESPEARE Callum	M	0	0	0	0	2	0	2	100.00	0	1	0	1	-4	0:00	0:00	0:00	0:00	0:00	0	0:00	
3	F DAVIES Joshua	M	0	0	0	0	0	0	0	0.00	0	0	0	0	-2	0:00	0:00	0:00	0:00	0:00	0	0:00	
7	F WATTS Dani	F	0	0	0	0	0	0	0	0.00	0	0	0	0	0	0:00	0:00	0:00	0:00	0:00	0	0:00	
28	D COLQUITT Mark	M	0	0	0	0	0	0	0	0.00	0	0	0	0	-5	0:00	0:00	0:00	0:00	0:00	0	0:00	
66	F COUCH Shannon	F	0	0	0	0	0	0	0	0.00	0	0	0	0	-7	0:00	0:00	0:00	0:00	0:00	0	0:00	
88	F MELLOR John	M	0	0	0	0	2	8	-6	20.00	0	0	0	0	-4	0:00	0:00	0:00	0:00	0:00	0	0:00	
33	D BROWN Paul	M	0	0	0	2	3	4	-1	42.86	0	0	0	0	-3	0:00	0:00	0:00	0:00	0:00	0	0:00	
89	D BARKER Damien	M	0	0	0	0	0	0	0	0.00	0	0	0	0	-1	0:00	0:00	0:00	0:00	0:00	0	0:00	
97	F LAHAN Dean (BP)	M	0	0	0	0	1	2	-1	33.33	0	0	0	0	-7	0:00	0:00	0:00	0:00	0:00	0	0:00	
20	GK HACKWORTH Bryan	M	0	0	0	0					0	0	0	0									
31	GK HILL Nicole Jodi	F	0	0	0	0					0	0	0	0									
Total			0	0	0	6	17	40	-23	29.82	0	3	1	4									

Team : NOR (Red)

Head Coach : DAHLSTROM Ole Eskild											Shots on Goal				Time on Ice								
No. Pos.	Name	Gen	G	A	P	PIM	FO+	FO-	FO+/-	FO%	1	2	3	OT	TS	+/-	1	2	3	OT	TOT	SHF	AVG
20	F HAMRE Martin	M	2	1	3	4	0	0	0	0.00	2	2	0	4	+4	0:00	0:00	0:00	0:00	0:00	0	0:00	
22	D BAKKE Audun	M	4	6	10	0	0	0	0	0.00	3	2	1	6	+8	0:00	0:00	0:00	0:00	0:00	0	0:00	
26	F KRONBERG Viktor	M	0	2	2	0	3	2	1	60.00	1	0	1	2	+5	0:00	0:00	0:00	0:00	0:00	0	0:00	
35	F GROESFJELD Martin	M	0	1	1	0	4	6	-2	40.00	0	1	3	4	+6	0:00	0:00	0:00	0:00	0:00	0	0:00	
91	F LYGROTH Alexander +A (BP)	M	2	1	3	0	7	4	3	63.64	4	1	0	5	+3	0:00	0:00	0:00	0:00	0:00	0	0:00	
9	D VARNES Morten	M	1	0	1	2	0	0	0	0.00	3	0	2	5	+3	0:00	0:00	0:00	0:00	0:00	0	0:00	
16	D NORDSTOGA Knut Andre +A	M	0	0	0	0	0	0	0	0.00	2	0	0	2	+6	0:00	0:00	0:00	0:00	0:00	0	0:00	
17	F SOLBERG Loyd Remi Pallander	M	3	4	7	0	0	0	0	0.00	1	2	3	6	+8	0:00	0:00	0:00	0:00	0:00	0	0:00	
33	F SKOLBEKKEN Martin Bakkejord	M	1	2	3	0	0	0	0	0.00	1	1	0	2	+7	0:00	0:00	0:00	0:00	0:00	0	0:00	
71	F OISETH Ola +C	M	5	3	8	0	18	4	14	81.82	4	4	1	9	+8	0:00	0:00	0:00	0:00	0:00	0	0:00	
6	F KIRSTISTUEN Emil	M	0	3	3	0	0	0	0	0.00	0	0	0	0	+5	0:00	0:00	0:00	0:00	0:00	0	0:00	
28	F KRISTOFFERSEN Emil	M	0	1	1	0	1	0	1	100.00	1	0	1	2	+2	0:00	0:00	0:00	0:00	0:00	0	0:00	
69	F OEVERLI Fabian Cruickshank	M	0	2	2	0	7	1	6	87.50	0	0	1	1	+6	0:00	0:00	0:00	0:00	0:00	0	0:00	
25	GK SUNDT Andreas	M	0	0	0	0					0	0	0	0									



TUE 16 APR 2024

Start Time 19:00
End Time 20:55

Round Robin, Game 6



Head Coach : DAHLSTROM Ole Eskild											Shots on Goal				Time on Ice										
No.	Pos.	Name	Gen	G	A	P	PIM	FO+	FO-	FO+/-	FO%	1	2	3	OT	TS	+/-	1	2	3	OT	TOT	SHF	AVG	
81	GK	HAUGEN Erik	M	0	0	0	0					0	0	0	0										
Total				18	26	44	6	40	17	23	70.18	22	13	13	48										

Round Robin

R	Team	GP	W	OTW	OTL	L	GDF	GF : GA	PTS
1	GER	3	3	0	0	0	+37	39 : 2	9
2	NOR	2	2	0	0	0	+43	43 : 0	6
3	SWE	3	2	0	0	1	+9	15 : 6	6
4	FRA	3	0	1	0	2	-35	4 : 39	2
5	GBR	3	0	0	1	2	-41	3 : 44	1
6	KAZ	2	0	0	0	2	-13	2 : 15	0

	FRA	GBR	GER	KAZ	NOR	SWE
FRA	***** WED 17 APR 15:00	WED 17 APR 15:00	FRI 19 APR 15:00	SAT 20 APR 11:00	0:25	1:12
GBR	WED 17 APR 15:00	*****	1:23	FRI 19 APR 11:00	0:18	SAT 20 APR 15:00
GER	FRI 19 APR 15:00	23:1	*****	12:1	SAT 20 APR 19:00	WED 17 APR 11:00
KAZ	SAT 20 APR 11:00	FRI 19 APR 11:00	1:12	*****	WED 17 APR 19:00	1:3
NOR	25:0	18:0	SAT 20 APR 19:00	WED 17 APR 19:00	*****	FRI 19 APR 19:00
SWE	12:1	SAT 20 APR 15:00	WED 17 APR 11:00	3:1	FRI 19 APR 19:00	*****

Legend:			
(G)	Goals in tournament	*	does not count for Plus/minus
+C	Captain	A	Assists
ET/Res	Penalty end time/Result of game	F	Female / Forward
FO+	Face-offs won	FO+/-	Face-offs net
GDF	Goal difference	Gen	Gender
GP	Games played	L	Losses
No.	Jersey number	OT	Overtime
P	Points	PIM	Penalties in minutes
PPG	Power play goals	PTS	Points
SHG	Shorthanded goals	SOG	Shots on goal
TS	Total shots	W	Wins
		+/-	Plus/minus net
		D	Defence
		FO-	Face-offs lost
		G	Goals
		GF	Goals for
		M	Male
		OTL	Overtime losses
		Pos.	Position
		R	Rank
		SVS	Saves
		+A	Assistant Captain
		EQ	Equal strength
		FO%	Face-offs won as percentage
		GA	Goals against
		GK	Goalkeeper
		MIP	Minutes in play (GK)
		OTW	Overtime wins
		PP1	Power play - 1 player
		SH1	Shorthanded - 1 player
		TPP	Time on power play

REVISED Revised to correct assists for Team NOR 2:0, 4:0 and 13:0 goals.



Shot Chart
GBR - NOR



Period: 1



Shots by GBR

Goals (o): 0 SSG (+): 0
SSP (<): 0 SPG (-): 0



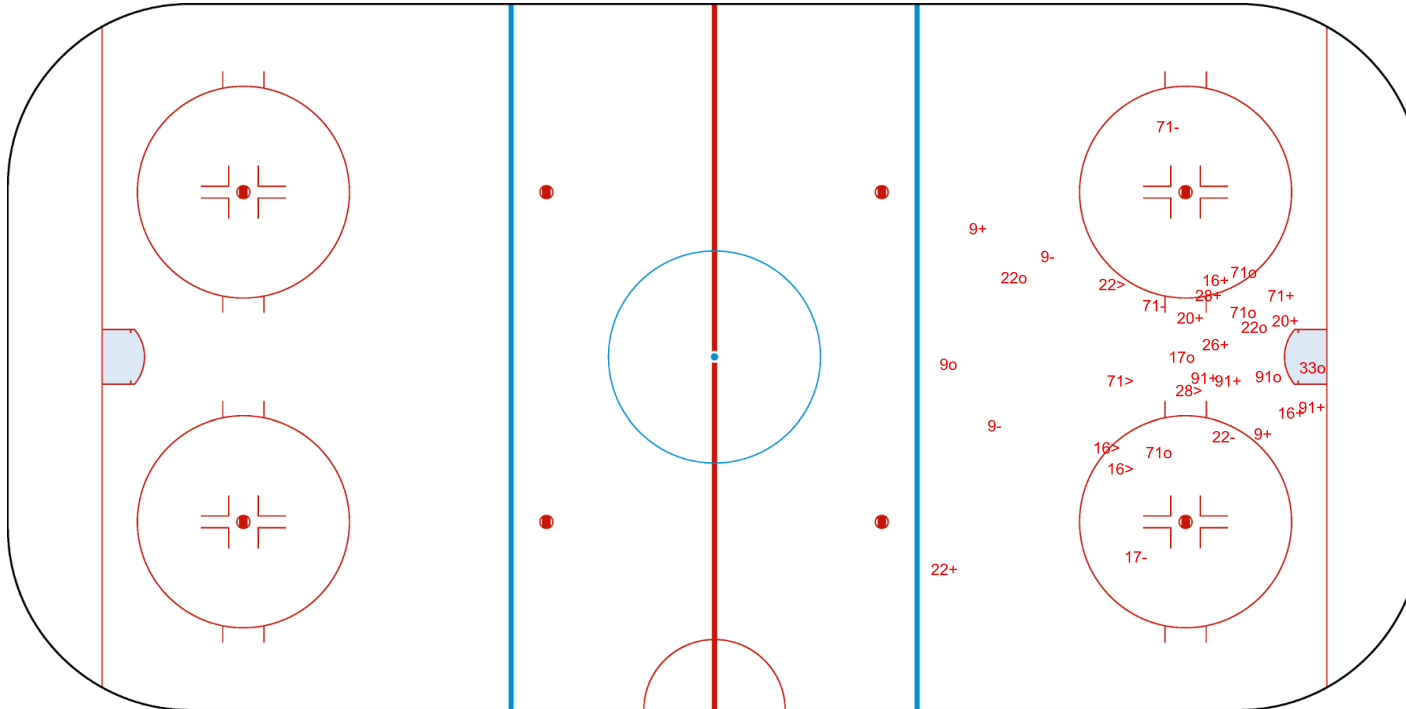
GK 81 of NOR

Shots by NOR

Goals (o): 9 SSG (+): 13
SSP (>): 5 SPG (-): 6



GK 20 of GBR





Skien Fritidspark

TUE 16 APR 2024

Start Time 19:00

Ice Hockey

Mixed

Round Robin, Game 6




Shots by NOR

Goals (o): 8

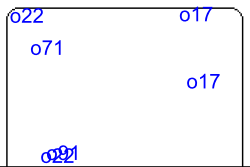
SSG (+): 5

SSP (<): 2

SPG (-): 8



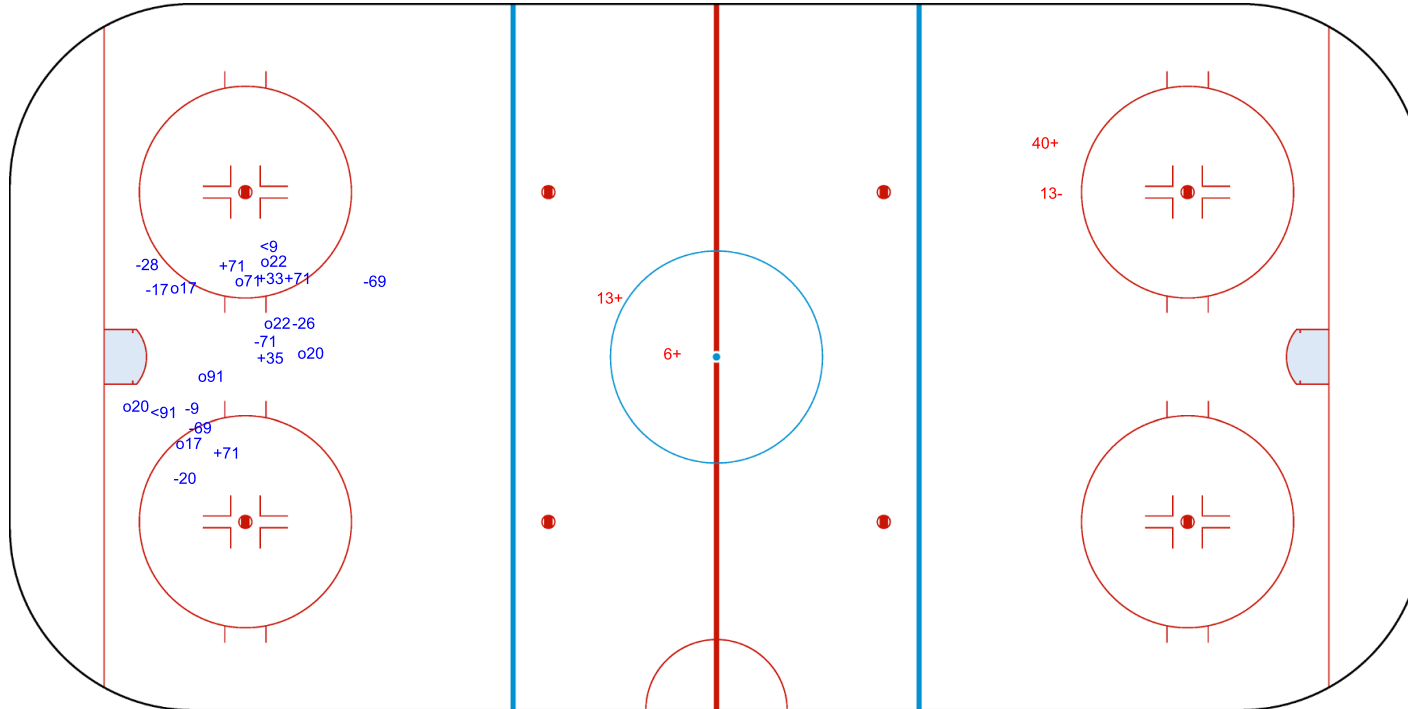
GK 20 of GBR



GK 31 of GBR



Period: 2




Shots by GBR

Goals (o): 0

SSG (+): 3

SSP (>): 0

SPG (-): 1



GK 81 of NOR



Shots by GBR

Goals (o): 0 SSG (+): 1
SSP (<): 0 SPG (-): 0



GK 81 of NOR




Period: 3




Shots by NOR

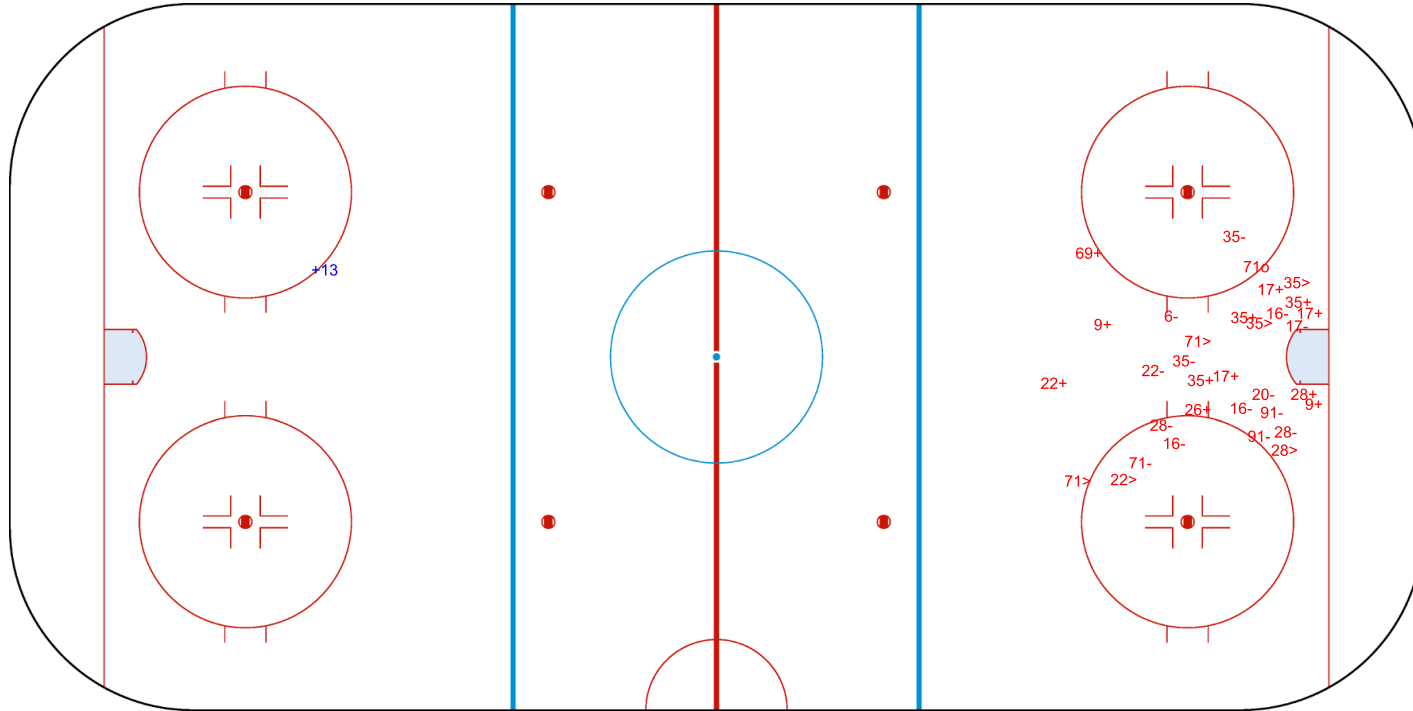
Goals (o): 1 SSG (+): 12
SSP (>): 6 SPG (-): 14



GK 20 of GBR



GK 31 of GBR



Legend:	
GK	Goalkeeper
SPG	Shots past goal
SSG	Shots saved by goalkeeper
SSP	Shots saved by player



Face-off Chart
GBR - NOR

PERIOD 1

GBR	NOR	GBR	NOR	GBR	NOR
Def. zone	Att. zone	Neutral zone		Att. zone	Def. zone
+ 88	- 26	- 6	+ 91	+ 6	- 71
+ 40	- 26	- 6	+ 71	- 6	+ 71
- 88	+ 71	- 6	+ 71		
- 6	+ 71	- 88	+ 69		
- 6	+ 69	- 6	+ 71		
- 6	+ 71	- 6	+ 69		
+ 6	- 71	+ 40	- 91		
- 6	+ 71	+ 6	- 91		
		- 8	+ 71		
		- 6	+ 69		
		- 6	+ 69		
		- 6	+ 71		
		+ 6	- 71		
		+ 6	- 91		
		- 6	+ 69		
Total wins / period	3 / 38%	4 / 27%	11 / 73%	1 / 50%	1 / 50%

Total wins
all zones

GBR	NOR
8 / 32%	17 / 68%

PERIOD 2

GBR	NOR	GBR	NOR	GBR	NOR
Def. zone	Att. zone	Neutral zone		Att. zone	Def. zone
- 33	+ 71	- 6	+ 71	- 97	+ 91
- 97	+ 71	- 88	+ 91	+ 6	- 35
- 6	+ 71	- 88	+ 91	- 6	+ 91
- 6	+ 35	+ 33	- 69		
+ 6	- 35	+ 97	- 91		
- 6	+ 26	+ 6	- 71		
		- 13	+ 71		
		+ 33	- 35		
		+ 33	- 35		
		- 6	+ 71		
Total wins / period	1 / 17%	5 / 50%	5 / 50%	1 / 33%	2 / 67%

Total wins
all zones

GBR	NOR
7 / 37%	12 / 63%

PERIOD 3

GBR	NOR	GBR	NOR	GBR	NOR
Def. zone	Att. zone	Neutral zone		Att. zone	Def. zone
- 6	+ 28	- 6	+ 35	+ 6	- 35
- 6	+ 26	- 88	+ 71		
- 6	+ 35				
- 88	+ 35				
- 33	+ 71				
- 33	+ 26				
- 88	+ 91				
- 88	+ 69				
- 33	+ 91				
+ 88	- 35				
Total wins / period	1 / 10%	0 / 0%	2 / 100%	1 / 100%	0 / 0%

Total wins
all zones

GBR	NOR
2 / 15%	11 / 85%



TOTAL

Total wins / game	GBR		NOR		GBR		NOR		Total wins all zones				
	Def. zone		Att. zone		Neutral zone		Att. zone		Def. zone				
	5 / 21%		19 / 79%		9 / 33%		18 / 67%		3 / 50%		3 / 50%		
										GBR		NOR	
										17 / 30%		40 / 70%	

HEAD TO HEAD

		NOR														
		26	28	35	69	71	91	Tot	wins GBR	Dz	Nz	Az				
GBR	No.	6	8	13	33	40	88	97	Tot	wins GBR	Dz	Nz	Az			
		0 - 2	0 - 1	3 - 3	0 - 5	4 - 11	2 - 2	33	9	27%	2	17%	4	25%	3	60%
						0 - 1		1	0	0%			0	0%		
						0 - 1		1	0	0%			0	0%		
		0 - 1		2 - 0	1 - 0	0 - 2	0 - 1	7	3	43%	0	0%	3	100%		
		1 - 0					1 - 0	2	2	100%	1	100%	1	100%		
		1 - 0		1 - 1	0 - 2	0 - 2	0 - 3	10	2	20%	2	33%	0	0%		
					0 - 1	1 - 1	3	1	33%	0	0%	1	100%	0	0%	
	Tot	5	1	10	8	22	11	57	17	30%	5	21%	9	33%	3	50%
	wins NOR	3	1	4	7	18	7	40	60%	100%	40%	88%	82%	64%	70%	
	Dz			0		1	2	3	0%	50%	100%	50%				
	Nz			1	5	9	3	18	33%	83%	82%	43%	67%			
	Az	3	1	3	2	8	2	19	60%	100%	60%	100%	89%	100%	79%	

Legend:
Az Attacking zone **Dz** Defending zone **No.** Jersey number **Nz** Neutral zone **Tot.** Total face-offs played



Game Roster

GER - SWE

Referee

FLATEN Stian (NOR)

Goalkeepers

Team: GER

No.	Name	Gen	GP	MIP	GA	SVS	SOG	SVS%	GAA
22	MUEHLHANS Veit	M	2	45:00	2	6	8	75.00	2.00
47	KUNST Simon	M	2	45:00	0	8	8	100.00	0.00

Team Roster

Team: GER (White)

No.	Pos.	Name	Gen	GP	G	A	PTS	PIM	+/-
6	D	RAEDLER Hugo	M	2	0	2	2	0	+16
7	D	UHLEMANN Lars	M	0	0	0	0	0	0
8	F	RENNHACK Frank	M	2	3	9	12	0	+15
9	F	REIMANN Leopold	M	1	1	1	2	0	+4
14	F	BUSSMANN Jano	M	2	2	3	5	0	+10
21	F	BETZ Steven	M	2	1	0	1	0	+3
22	GK	MUEHLHANS Veit	M	2	0	1	1	0	
33	F	KUHLI-LAUENSTEIN Ingo	M	2	4	0	4	2	+12
43	F	HERING Bernhard	M	2	9	6	15	4	+17
44	F	BRELAGE Jan Malte	M	2	0	4	4	0	+15
47	GK	KUNST Simon	M	2	0	0	0	0	
52	D	PABST Robert	M	2	1	6	7	0	+16
55	D	STUMPE Sven	M	2	0	2	2	4	+10
77	F	WEDDE Joerg	M	2	2	3	5	2	+9
83	D	PILZ Christian	M	2	1	0	1	0	+2
96	F	FELDERHOFF Benedikt	M	2	0	1	1	0	+5
97	F	SCHRADER Felix	M	2	11	7	18	0	+16

Head Coach: POKORNY Andreas

Linesmen

NIITTYLA Lari (FIN) , O'ROURKE Ryan (CAN)

Team: SWE

No.	Name	Gen	GP	MIP	GA	SVS	SOG	SVS%	GAA
5	NILSSON Ulf	M	2	45:00	1	9	10	90.00	1.00
24	JANSSON Dennis	M	2	45:00	1	3	4	75.00	1.00

Team: SWE (Blue)

No.	Pos.	Name	Gen	GP	G	A	PTS	PIM	+/-
5	GK	NILSSON Ulf	M	2	0	0	0	0	0
6	D	NILSSON Peter	M	2	5	1	6	0	+6
7	F	SZEPLAKY Elliot	M	2	0	1	1	0	+4
9	D	LILJEBAEK Hugo	M	2	1	6	7	0	+8
10	F	MENG Robin	M	2	2	2	4	2	+3
15	F	PERSSON Caroline	F	1	1	0	1	2	+1
18	D	OJALA Peter	M	2	2	0	2	0	+4
22	F	DAHLSTEDT Robin	M	2	0	0	0	0	+1
23	F	EKLUND Magnus	M	2	0	2	2	0	+4
24	GK	JANSSON Dennis	M	2	0	0	0	0	
37	D	STRANDMARK Johan	M	2	0	0	0	0	0
68	F	LOPEZ Markus	M	2	4	4	8	2	+7

Head Coach: LAHTINEN Timo

Legend:		
+/-	Plus/minus net	A Assists
G	Goals	GA Goals against
GK	Goalkeeper	GP Games played
No.	Jersey number	PIM Penalties in minutes
SOG	Shots on goal	SVS Saves
D	Defence	GAA Goals against as average per 45 minutes
M	Male	F Female / Forward
Pos.	Position	Gen Gender
SVS%	Saves in percentage	MIP Minutes and seconds played
		PTS Points



Line-ups

GER - SWE

Referee

FLATEN Stian (NOR)

Linesmen

NIITTYLA Lari (FIN) , O'ROURKE Ryan (CAN)

Goalkeepers

Team: GER

No.	Name	Gen
47	KUNST Simon	M
22	MUEHLHANS Veit	M

Team: SWE

No.	Name	Gen
5	NILSSON UIF	M
24	JANSSON Dennis	M

Team Line-ups

Team: GER (White)

No.	Pos.	Name	Gen
6	D	RAEDLER Hugo	M
52	D	PABST Robert	M
8	F	RENNHACK Frank +A	M
43	F	HERING Bernhard	M
77	F	WEDDE Joerg	M
55	D	STUMPE Sven	M
14	F	BUSSMANN Jano	M
33	F	KUHLI-LAUENSTEIN Ingo +A	M
44	F	BRELAGE Jan Malte +C	M
97	F	SCHRADER Felix	M
9	F	REIMANN Leopold	M
21	F	BETZ Steven	M
96	F	FELDERHOFF Benedikt	M

Team: SWE (Blue)

No.	Pos.	Name	Gen
6	D	NILSSON Peter +A	M
9	D	LILJEBAEK Hugo	M
7	F	SZEPLAKY Elliot	M
10	F	MENG Robin +A	M
15	F	PERSSON Caroline	F
18	D	OJALA Peter +C	M
37	D	STRANDMARK Johan	M
22	F	DAHLSTEDT Robin	M
23	F	EKLUND Magnus	M
68	F	LOPEZ Markus	M

Head Coach: POKORNY Andreas

Head Coach: LAHTINEN Timo

NOT DRESSED:

7	D	UHLEMANN Lars	M
83	D	PILZ Christian	M

Legend:

+A	Assistant Captain	+C	Captain	D	Defence	F	Female / Forward
Gen	Gender	M	Male	No.	Jersey number	Pos.	Position



Graphical Line-ups

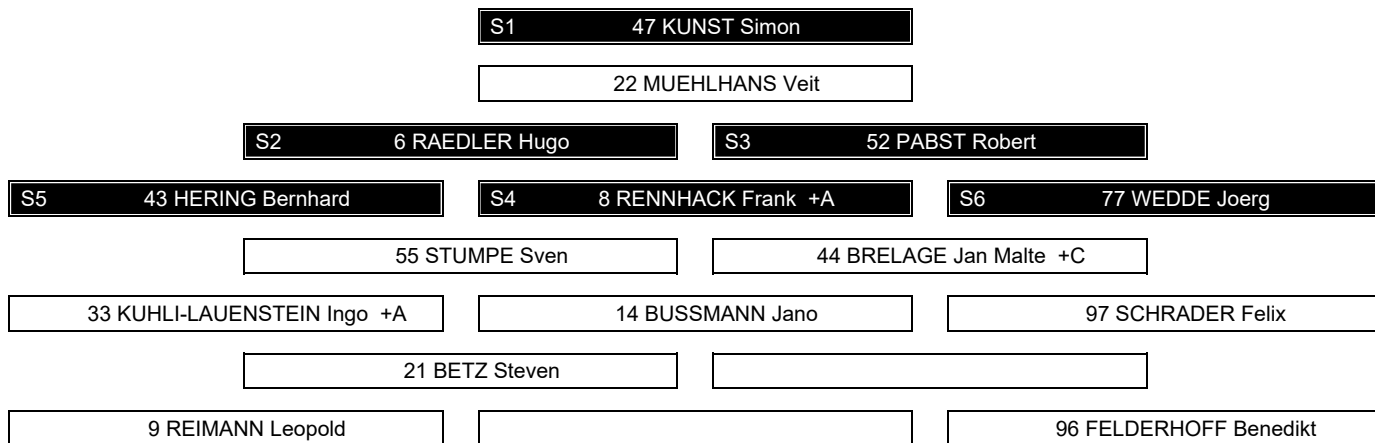
GER - SWE

Referee
FLATEN Stian (NOR)

Linesmen
NIITTYLA Lari (FIN) , O'ROURKE Ryan (CAN)

Team: GER - Germany (White)

Head Coach: POKORNY Andreas



Team: SWE - Sweden (Blue)

Head Coach: LAHTINEN Timo



Legend:

+A Assistant Captain

+C Captain

Sn Starting position



Game Summary

GER - SWE 4 - 0 (2 - 0 , 1 - 0 , 1 - 0)

Spectators	Referee	Linesmen
49	FLATEN Stian (NOR)	NIITTYLA Lari (FIN) , O'ROURKE Ryan (CAN)

Team Statistics

Period	Score	SVS	SOG	PIM	TPP	PPG	SHG
1	2 : 0	3 : 3	5 : 3	4 : 0	00:00 : 03:13	0 : 0	1 : 0
2	1 : 0	2 : 5	6 : 2	2 : 2	01:40 : 02:21	1 : 0	0 : 0
3	1 : 0	2 : 6	7 : 2	2 : 0	00:00 : 02:00	0 : 0	0 : 0
Total	4 : 0	7 : 14	18 : 7	8 : 2	01:40 : 07:34	1 : 0	1 : 0

1st Period

Action	Time	ET/Res	Team	Type	No.	Name	(G) Name of Assistant(s) / Action Description
GK	00:00		SWE		5	NILSSON U	- Goalkeeper in
GK	00:00		GER		47	KUNST S	- Goalkeeper in
Goal	11:18	1 : 0	GER	EQ	97	SCHRADER F	(12) 33 KUHLI-LAUENSTEIN I On Ice GER 47 6 14 33 52 97 SWE 5 6 9 10 18 68
Penalty	11:47	13:47	GER	2 min.	77	WEDDE J	- Teeing
Goal	12:21	2 : 0	GER	SH1	43	HERING B	(10) On Ice GER 47 8 43 44 52 SWE 5 6 9 10 18 68
Penalty	13:21	15:21	GER	2 min.	44	BRELAGE JM	- Teeing

2nd Period

Action	Time	ET/Res	Team	Type	No.	Name	(G) Name of Assistant(s) / Action Description
Penalty	20:59	22:59	GER	2 min.	97	SCHRADER F	- Boarding
Penalty	23:56	25:36	SWE	2 min.	6	NILSSON P	- Teeing
Goal	25:36	3 : 0	GER	PP1	97	SCHRADER F	(13) 52 PABST R On Ice GER 47 8 33 43 52 97 * 33 KUHLI-LAUENSTEIN I SWE 5 9 10 18 68

3rd Period

Action	Time	ET/Res	Team	Type	No.	Name	(G) Name of Assistant(s) / Action Description
Penalty	34:00	36:00	GER	2 min.	14	BUSSMANN J	- Tripping
Goal	44:56	4 : 0	GER	EQ	14	BUSSMANN J	(3) 97 SCHRADER F On Ice GER 47 14 33 44 55 97 SWE 5 6 9 10 18 68
GK	45:00		GER				47 KUNST S - Goalkeeper out
GK	45:00		SWE				5 NILSSON U - Goalkeeper out

Goalkeeper Records

Team : GER - Germany

No.	Name	SOG	SVS	MIP
47	KUNST Simon	7	7	45:00
22	MUEHLHANS Veit			

Team : SWE - Sweden

No.	Name	SOG	SVS	MIP
5	NILSSON Ulf	18	14	45:00
24	JANSSON Dennis			

Game Statistics

Team : GER (White)

Head Coach : POKORNY Andreas

No.	Pos.	Name	Gen	G	A	P	PIM	FO+	FO-	FO+/-	FO%	Shots on Goal					+/-	Time on Ice					
												1	2	3	OT	TS		1	2	3	OT	TOT	SHF
6	D	RAEDLER Hugo	M	0	0	0	0	0	0	0	0.00	0	0	0	0	+1	0:00	0:00	0:00	0:00	0:00	0	0:00
8	F	RENNHACK Frank +A	M	0	0	0	0	2	5	-3	28.57	1	1	2	4	+1	0:00	0:00	0:00	0:00	0:00	0	0:00
43	F	HERING Bernhard (BP)	M	1	0	1	0	7	15	-8	31.82	2	2	0	4	+1	0:00	0:00	0:00	0:00	0:00	0	0:00
52	D	PABST Robert	M	0	1	1	0	0	0	0	0.00	0	0	0	0	+2	0:00	0:00	0:00	0:00	0:00	0	0:00
77	F	WEDDE Joerg	M	0	0	0	2	0	0	0	0.00	0	0	0	0	0	0:00	0:00	0:00	0:00	0:00	0	0:00
14	F	BUSSMANN Jano	M	1	0	1	2	0	0	0	0.00	0	0	1	1	+2	0:00	0:00	0:00	0:00	0:00	0	0:00
33	F	KUHLI-LAUENSTEIN Ingo +A	M	0	2	2	0	1	9	-8	10.00	0	0	0	0	+2	0:00	0:00	0:00	0:00	0:00	0	0:00
44	F	BRELAGE Jan Malte +C	M	0	0	0	2	0	1	-1	0.00	1	0	1	2	+2	0:00	0:00	0:00	0:00	0:00	0	0:00
55	D	STUMPE Sven	M	0	0	0	0	0	0	0	0.00	0	1	0	1	+1	0:00	0:00	0:00	0:00	0:00	0	0:00
97	F	SCHRADER Felix	M	2	1	3	2	0	0	0	0.00	1	2	3	6	+2	0:00	0:00	0:00	0:00	0:00	0	0:00



Head Coach : POKORNY Andreas											Shots on Goal					Time on Ice								
No.	Pos.	Name	Gen	G	A	P	PIM	FO+	FO-	FO+/-	FO%	1	2	3	OT	TS	+/-	1	2	3	OT	TOT	SHF	AVG
9	F	REIMANN Leopold	M	0	0	0	0	0	0	0	0.00	0	0	0	0	0	0	0:00	0:00	0:00	0:00	0:00	0	0:00
21	F	BETZ Steven	M	0	0	0	0	0	0	0	0.00	0	0	0	0	0	0	0:00	0:00	0:00	0:00	0:00	0	0:00
96	F	FELDERHOFF Benedikt	M	0	0	0	0	0	0	0	0.00	0	0	0	0	0	0	0:00	0:00	0:00	0:00	0:00	0	0:00
22	GK	MUEHLHANS Veit	M	0	0	0	0					0	0	0	0	0								
47	GK	KUNST Simon	M	0	0	0	0					0	0	0	0	0								
Total				4	4	8	8	10	30	-20	25.00	5	6	7	18									

Team : SWE (Blue)

Head Coach : LAHTINEN Timo											Shots on Goal					Time on Ice								
No.	Pos.	Name	Gen	G	A	P	PIM	FO+	FO-	FO+/-	FO%	1	2	3	OT	TS	+/-	1	2	3	OT	TOT	SHF	AVG
6	D	NILSSON Peter +A	M	0	0	0	2	1	0	1	100.00	1	0	0	1	-3	0:00	0:00	0:00	0:00	0:00	0:00	0	0:00
7	F	SZEPLAKY Elliot	M	0	0	0	0	0	0	0	0.00	0	0	0	0	0	0	0:00	0:00	0:00	0:00	0:00	0	0:00
9	D	LILJEBAEK Hugo (BP)	M	0	0	0	0	0	0	0	0.00	2	0	1	3	-3	0:00	0:00	0:00	0:00	0:00	0:00	0	0:00
10	F	MENG Robin +A	M	0	0	0	0	0	0	0	0.00	0	0	0	0	-3	0:00	0:00	0:00	0:00	0:00	0:00	0	0:00
15	F	PERSSON Caroline	F	0	0	0	0	0	0	0	0.00	0	0	0	0	0	0	0:00	0:00	0:00	0:00	0:00	0	0:00
18	D	OJALA Peter +C	M	0	0	0	0	0	0	0	0.00	0	1	0	1	-3	0:00	0:00	0:00	0:00	0:00	0:00	0	0:00
22	F	DAHLSTEDT Robin	M	0	0	0	0	0	0	0	0.00	0	0	0	0	0	0	0:00	0:00	0:00	0:00	0:00	0	0:00
23	F	EKLUND Magnus	M	0	0	0	0	0	0	0	0.00	0	0	0	0	0	0	0:00	0:00	0:00	0:00	0:00	0	0:00
37	D	STRANDMARK Johan	M	0	0	0	0	0	0	0	0.00	0	0	0	0	0	0	0:00	0:00	0:00	0:00	0:00	0	0:00
68	F	LOPEZ Markus	M	0	0	0	0	29	10	19	74.36	0	1	1	2	-3	0:00	0:00	0:00	0:00	0:00	0:00	0	0:00
5	GK	NILSSON Ulf	M	0	0	0	0					0	0	0	0									
24	GK	JANSSON Dennis	M	0	0	0	0					0	0	0	0									
Total				0	0	0	2	30	10	20	75.00	3	2	2	7									

Round Robin

R	Team	GP	W	OTW	OTL	L	GDF	GF : GA	PTS
1	GER	3	3	0	0	0	+37	39 : 2	9
2	NOR	2	2	0	0	0	+43	43 : 0	6
3	SWE	3	2	0	0	1	+9	15 : 6	6
4	KAZ	2	0	0	0	2	-13	2 : 15	0
5	FRA	2	0	0	0	2	-36	1 : 37	0
6	GBR	2	0	0	0	2	-40	1 : 41	0

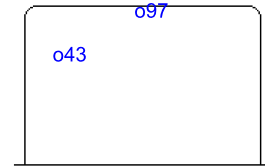
	FRA	GBR	GER	KAZ	NOR	SWE
FRA	***** WED 17 APR 15:00	WED 17 APR 15:00	FRI 19 APR 15:00	SAT 20 APR 11:00	0:25	1:12
GBR	WED 17 APR 15:00	*****	1:23 FRI 19 APR 11:00	FRI 19 APR 11:00	0:18	SAT 20 APR 15:00
GER	FRI 19 APR 15:00	23:1	*****	12:1 SAT 20 APR 19:00	SAT 20 APR 19:00	4:0
KAZ	SAT 20 APR 11:00	FRI 19 APR 11:00	1:12	*****	WED 17 APR 19:00	1:3
NOR	25:0	18:0	SAT 20 APR 19:00	WED 17 APR 19:00	*****	FRI 19 APR 19:00
SWE	12:1	SAT 20 APR 15:00	0:4	3:1	FRI 19 APR 19:00	*****

Legend:	
(G) Goals in tournament	* does not count for Plus/minus
+C Captain	A Assists
ET/Res Penalty end time/Result of game	F Female / Forward
FO+ Face-offs won	FO+/- Face-offs net
GDF Goal difference	Gen Gender
GP Games played	L Losses
No. Jersey number	OT Overtime
P Points	PIM Penalties in minutes
PPG Power play goals	PTS Points
SHG Shorthanded goals	SOG Shots on goal
TS Total shots	W Wins
	+/- Plus/minus net
	D Defence
	FO- Face-offs lost
	G Goals
	GF Goals for
	M Male
	OTL Overtime losses
	Pos. Position
	R Rank
	SVS Saves
	+A Assistant Captain
	EQ Equal strength
	FO% Face-offs won as percentage
	GA Goals against
	GK Goalkeeper
	MIP Minutes in play (GK)
	OTW Overtime wins
	PP1 Power play - 1 player
	SH1 Shorthanded - 1 player
	TPP Time on power play



Shot Chart GER - SWE

Shots by GER
Goals (o): 2 SSG (+): 3
SSP (<): 3 SPG (-): 8



GK 5 of SWE



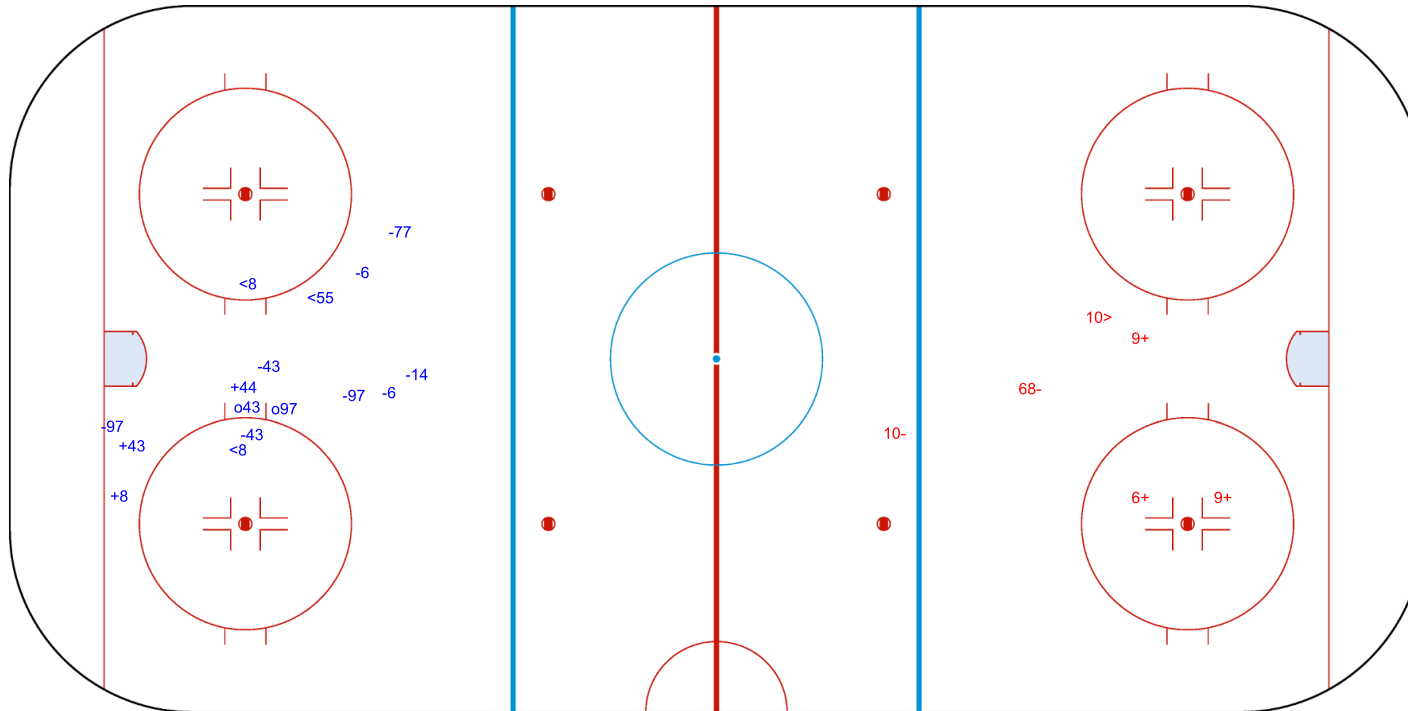
Period: 1



Shots by SWE
Goals (o): 0 SSG (+): 3
SSP (>): 1 SPG (-): 2



GK 47 of GER





Shots by SWE

Goals (o): 0 SSG (+): 2
SSP (<): 1 SPG (-): 0



GK 47 of GER



Period: 2

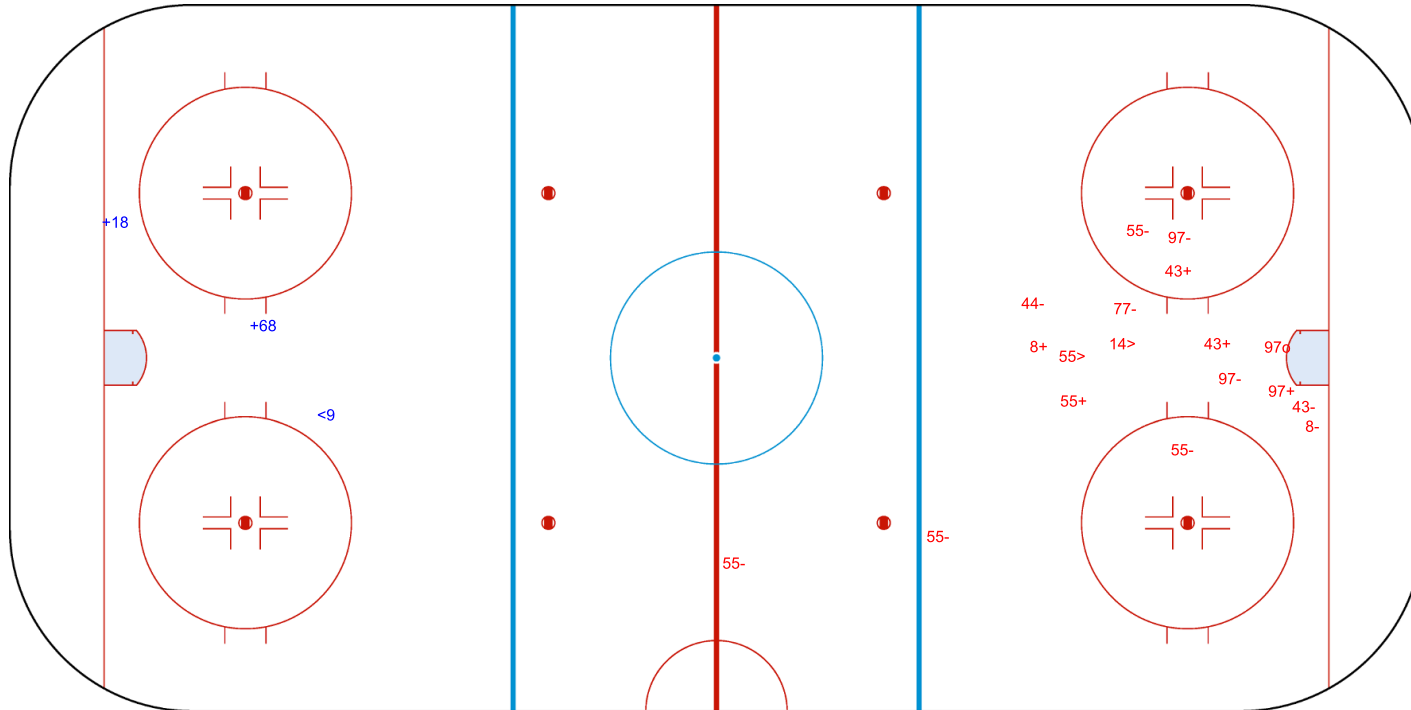


Shots by GER

Goals (o): 1 SSG (+): 5
SSP (>): 2 SPG (-): 10



GK 5 of SWE





Shots by GER

Goals (o): 1 SSG (+): 6
SSP (<): 4 SPG (-): 5

o14

GK 5 of SWE

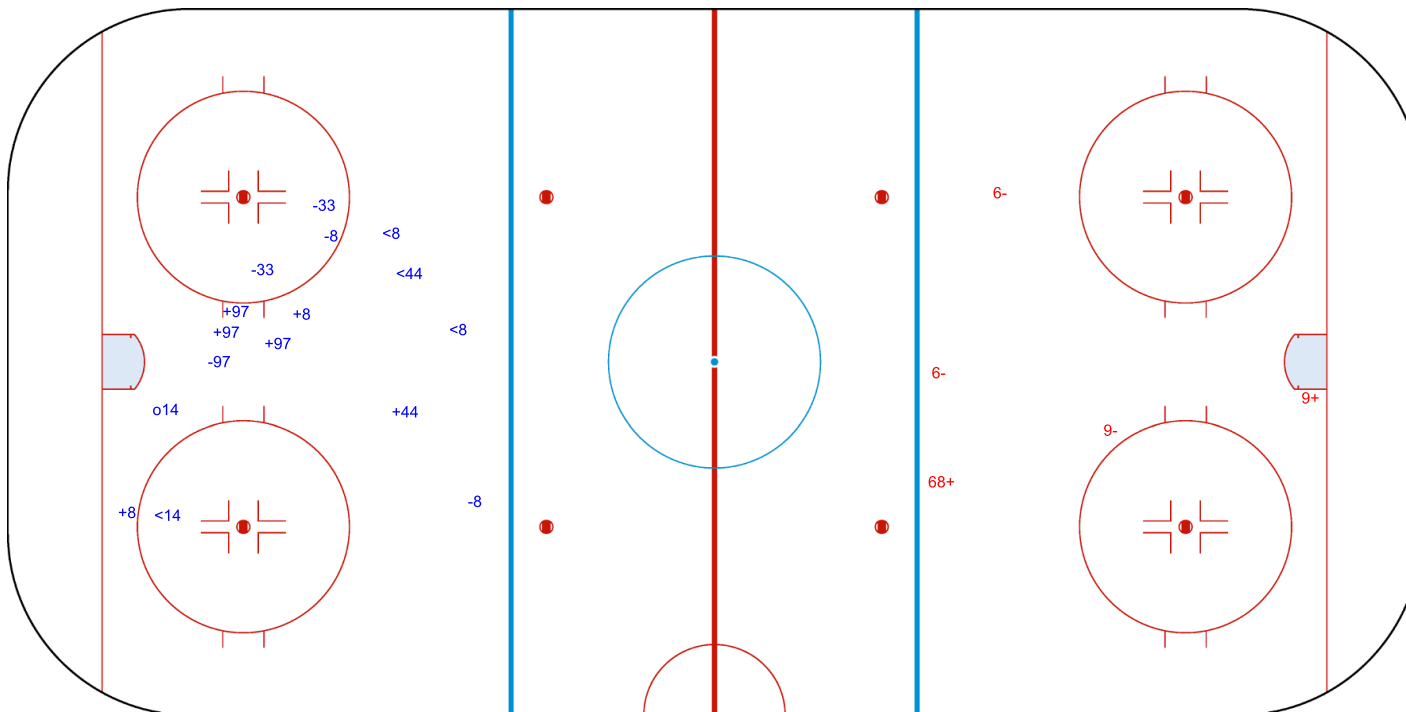


Period: 3



Shots by SWE

Goals (o): 0 SSG (+): 2
SSP (>): 0 SPG (-): 3



GK 47 of GER

Legend:	
GK	Goalkeeper
SPG	Shots past goal
SSG	Shots saved by goalkeeper
SSP	Shots saved by player



Face-off Chart
GER - SWE

PERIOD 1

GER	SWE	GER	SWE	GER	SWE		
Def. zone	Att. zone	Neutral zone		Att. zone	Def. zone		
+ 33	- 68	+ 43	- 68	- 43	+ 6		
- 43	+ 68	+ 43	- 68	- 43	+ 68		
- 43	+ 68	+ 43	- 68	- 33	+ 68		
- 43	+ 68	- 43	+ 68	+ 43	- 68		
				- 43	+ 68		
				- 43	+ 68		
				- 8	+ 68		
				- 43	+ 68		
				- 33	+ 68		
Total wins / period		1 / 25%	3 / 75%	3 / 75%	1 / 25%	1 / 11%	8 / 89%

Total wins
all zones

GER	SWE
5 / 29%	12 / 71%

PERIOD 2

GER	SWE	GER	SWE	GER	SWE		
Def. zone	Att. zone	Neutral zone		Att. zone	Def. zone		
- 33	+ 68	+ 43	- 68	+ 43	- 68		
+ 43	- 68	- 43	+ 68	- 43	+ 68		
- 43	+ 68			- 33	+ 68		
- 33	+ 68			- 33	+ 68		
				- 43	+ 68		
				- 43	+ 68		
Total wins / period		1 / 25%	3 / 75%	1 / 50%	1 / 50%	1 / 17%	5 / 83%

Total wins
all zones

GER	SWE
3 / 25%	9 / 75%

PERIOD 3

GER	SWE	GER	SWE	GER	SWE		
Def. zone	Att. zone	Neutral zone		Att. zone	Def. zone		
+ 8	- 68	+ 8	- 68	- 33	+ 68		
- 8	+ 68	- 33	+ 68				
- 8	+ 68	- 8	+ 68				
- 44	+ 68	- 33	+ 68				
- 8	+ 68	- 43	+ 68				
Total wins / period		1 / 20%	4 / 80%	1 / 20%	4 / 80%	0 / 0%	1 / 100%

Total wins
all zones

GER	SWE
2 / 18%	9 / 82%

TOTAL

GER	SWE	GER	SWE	GER	SWE		
Def. zone	Att. zone	Neutral zone		Att. zone	Def. zone		
Total wins / game		3 / 23%	10 / 77%	5 / 45%	6 / 55%	2 / 13%	14 / 87%

Total wins
all zones

GER	SWE
10 / 25%	30 / 75%



HEAD TO HEAD

		SWE						
	No.	6	68	Tot	wins GER	Dz	Nz	Az
GER	8		2 - 5	7	2 29%	1 25%	1 50%	0 0%
	33		1 - 9	10	1 10%	1 33%	0 0%	0 0%
	43	0 - 1	7 - 14	22	7 32%	1 20%	4 57%	2 20%
	44		0 - 1	1	0 0%	0 0%		
	Tot	1	39	40	10 25%	3 23%	5 45%	2 13%
	wins SWE	1 100%	29 74%	30 75%				
	Dz	1 100%	13 87%	14 87%				
	Nz		6 55%	6 55%				
	Az		10 77%	10 77%				

Legend:									
Az	Attacking zone	Dz	Defending zone	No.	Jersey number	Nz	Neutral zone	Tot.	Total face-offs played



Game Roster

GBR - FRA

Referee

VIK SKAU Marcus (NOR)

Goalkeepers

Team: GBR

No.	Name	Gen	GP	MIP	GA	SVS	SOG	SVS%	GAA
20	HACKWORTH Bryan	M	2	48:43	21	29	50	58.00	19.40
31	HILL Nicole Jodi	F	2	41:17	20	28	48	58.33	21.80

Team Roster

Team: GBR (White)

No.	Pos.	Name	Gen	GP	G	A	PTS	PIM	+/-
3	F	DAVIES Joshua	M	2	0	0	0	0	-5
6	F	NICHOLSON Karl	M	2	0	1	1	0	-17
7	F	WATTS Dani	F	1	0	0	0	0	0
8	F	QUIRK Stacey	F	2	0	0	0	0	-26
9	F	CHRISTOPHER Tyler	M	0	0	0	0	0	0
10	D	GREGORY Felicity	F	1	0	0	0	0	-3
13	D	FARMER Gary	M	2	1	0	1	6	-21
18	F	O'BRIEN Ben	M	1	0	0	0	0	-2
20	GK	HACKWORTH Bryan	M	2	0	0	0	0	
22	D	le GALLOUDEC Jonathon	M	2	0	0	0	0	-27
28	D	COLQUITT Mark	M	2	0	0	0	0	-12
31	GK	HILL Nicole Jodi	F	2	0	0	0	0	
33	D	BROWN Paul	M	2	0	0	0	2	-12
40	F	SHAKESPEARE Callum	M	2	0	0	0	0	-14
66	F	COUCH Shannon	F	2	0	0	0	0	-18
88	F	MELLOR John	M	2	0	0	0	0	-9
89	D	BARKER Damien	M	1	0	0	0	0	-1
97	F	LAHAN Dean	M	2	0	0	0	0	-16

Head Coach: ASSINCK Peggy

Linesmen

FAZEKAS Tibor (SRB) , LONNQVIST Tom (FIN)

Team: FRA

No.	Name	Gen	GP	MIP	GA	SVS	SOG	SVS%	GAA
1	BLAVETTE Laurent	M	2	84:46	31	51	82	62.20	16.46
20	AKNIN Sofian	M	2	05:14	6	3	9	33.33	51.59

Team: FRA (Blue)

No.	Pos.	Name	Gen	GP	G	A	PTS	PIM	+/-
1	GK	BLAVETTE Laurent	M	2	0	0	0	0	0
2	D	JOUENNE Yannick	M	2	0	0	0	0	-18
3	D	LEPLUMEY Jean Paul	M	2	0	0	0	6	-16
4	D	BATAILLE Pierre	M	2	0	0	0	0	-10
5	D	SIX Mael	M	2	0	0	0	2	-10
8	F	CADONNA Franck	M	2	0	0	0	0	-14
9	F	ALBERT Florentin	M	2	0	0	0	2	-16
10	F	FORGACS Nicolas	M	2	0	0	0	0	-14
11	F	PIERRE Francois	M	2	0	0	0	0	-7
13	F	LINIER Roland	M	2	1	0	1	2	-12
14	F	NAVARRO Nicolas	M	2	0	0	0	4	-10
17	F	DEMOL Charles	M	2	0	0	0	0	-11
18	F	LETROU Jeremy	M	2	0	0	0	0	-7
20	GK	AKNIN Sofian	M	2	0	0	0	0	0

Head Coach: LEMETAIS David

Legend:		
+/-	Plus/minus net	A Assists
G	Goals	GA Goals against
GK	Goalkeeper	GP Games played
No.	Jersey number	PIM Penalties in minutes
SOG	Shots on goal	SVS Saves
D	Defence	GAA Goals against as average per 45 minutes
M	Male	Pos. Position
SVS%	Saves in percentage	F Female / Forward
Gen	Gender	MIP Minutes and seconds played
PTS	Points	



Line-ups

REVISED
17 APR 14:04

GBR - FRA

Referee

VIK SKAU Marcus (NOR)

Linesmen

FAZEKAS Tibor (SRB) , LONNQVIST Tom (FIN)

Goalkeepers

Team: GBR

No.	Name	Gen
20	HACKWORTH Bryan	M
31	HILL Nicole Jodi	F

Team: FRA

No.	Name	Gen
1	BLAVETTE Laurent	M
20	AKNIN Sofian	M

Team Line-ups

Team: GBR (White)

No.	Pos.	Name	Gen
13	D	FARMER Gary +A	M
22	D	le GALLOUDEC Jonathon +A	M
6	F	NICHOLSON Karl +C	M
8	F	QUIRK Stacey	F
40	F	SHAKESPEARE Callum	M
28	D	COLQUITT Mark	M
3	F	DAVIES Joshua	M
7	F	WATTS Dani	F
66	F	COUCH Shannon	F
88	F	MELLOR John	M
33	D	BROWN Paul	M
18	F	O'BRIEN Ben	M
97	F	LAHAN Dean	M

Head Coach: ASSINCK Peggy

NOT DRESSED:

9	F	CHRISTOPHER Tyler	M
10	D	GREGORY Felicity	F
89	D	BARKER Damien	M

Team: FRA (Blue)

No.	Pos.	Name	Gen
2	D	JOUENNE Yannick +A	M
3	D	LEPLUMEY Jean Paul	M
8	F	CADONNA Franck +C	M
10	F	FORGACS Nicolas	M
13	F	LINIER Roland	M
4	D	BATAILLE Pierre	M
5	D	SIX Mael	M
9	F	ALBERT Florentin	M
14	F	NAVARRO Nicolas	M
17	F	DEMOL Charles	M
11	F	PIERRE Francois +A	M
18	F	LETROU Jeremy	M

Head Coach: LEMETAIS David

Legend:

+A	Assistant Captain	+C	Captain	D	Defence	F	Female / Forward
Gen	Gender	M	Male	No.	Jersey number	Pos.	Position

REVISED Revised to change Lineups on request of Team FRA.



Graphical Line-ups

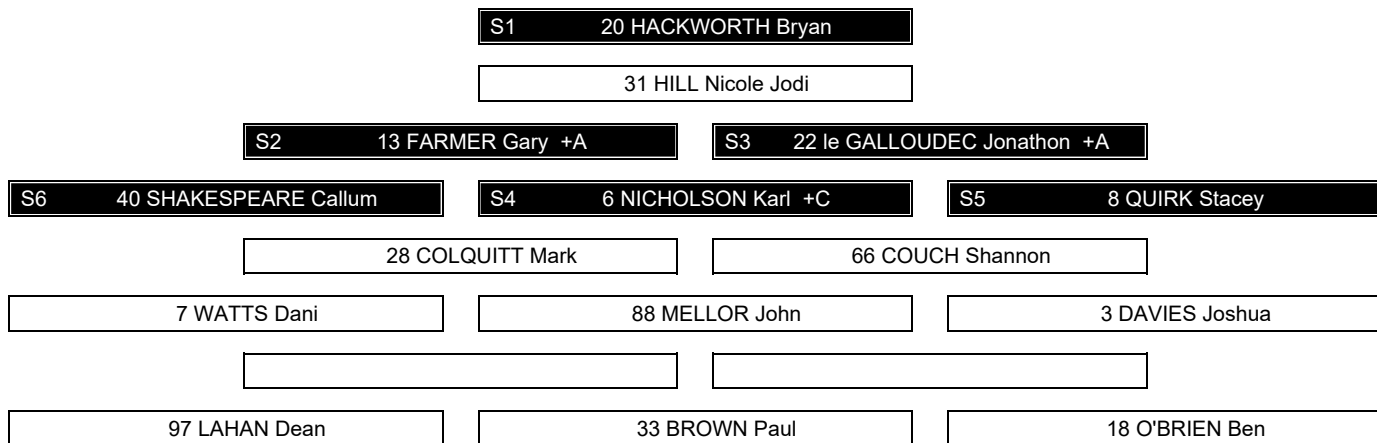
GBR - FRA

Referee
VIK SKAU Marcus (NOR)

Linesmen
FAZEKAS Tibor (SRB) , LONNQVIST Tom (FIN)


Team: GBR - Great Britain (White)

Head Coach: ASSINCK Peggy



Team: FRA - France (Blue)

Head Coach: LEMETAIS David



Legend:	+A Assistant Captain	+C Captain	Sn Starting position
----------------	-----------------------------	-------------------	-----------------------------



Game Summary

GBR - FRA 2 - 3 (0 - 1 , 2 - 0 , 0 - 1 , 0 - 1)

Spectators	Referee	Linesmen
74	VIK SKAU Marcus (NOR)	FAZEKAS Tibor (SRB) , LONNQVIST Tom (FIN)

Team Statistics

Period	Score	SVS	SOG	PIM	TPP	PPG	SHG
1	0 : 1	2 : 10	10 : 3	2 : 6	06:00 : 01:34	0 : 1	0 : 0
2	2 : 0	3 : 7	9 : 3	2 : 2	02:00 : 02:00	0 : 0	0 : 0
3	0 : 1	3 : 2	2 : 4	0 : 0	00:00 : 00:00	0 : 0	0 : 0
OT	0 : 1	1 : 1	1 : 2	0 : 0	00:00 : 00:00	0 : 0	0 : 0
Total	2 : 3	9 : 20	22 : 12	4 : 8	08:00 : 03:34	0 : 1	0 : 0

1st Period

Action	Time	ET/Res	Team	Type	No.	Name	(G) Name of Assistant(s) / Action Description
GK	00:00		GBR		20	HACKWORTH B	- Goalkeeper in
GK	00:00		FRA		1	BLAVETTE L	- Goalkeeper in
Penalty	02:10	03:44	GBR	2 min.	13	FARMER G	- Tripping
Goal	03:44	0 : 1	FRA	PP1	14	NAVARRO N	(1) 17 DEMOL C On Ice GBR 20 6 8 22 66 FRA 1 2 9 11 14 17 *
Penalty	04:25	06:25	FRA	2 min.	4	BATAILLE P	- Interference
Penalty	06:47	08:47	FRA	2 min.	-	-	- Too Many Players / Served by: 11 PIERRE F
Penalty	10:30	12:30	FRA	2 min.	3	LEPLUMEY JP	- Holding an opponent

2nd Period

Action	Time	ET/Res	Team	Type	No.	Name	(G) Name of Assistant(s) / Action Description
Goal	15:41	1 : 1	GBR	EQ	6	NICHOLSON K	(1) 13 FARMER G On Ice GBR 20 6 8 13 22 40 22 le GALLOUDEC J FRA 1 2 3 8 10 13
Penalty	22:33	24:33	GBR	2 min.	13	FARMER G	- Tripping
Goal	25:11	2 : 1	GBR	EQ	6	NICHOLSON K	(2) 13 FARMER G On Ice GBR 20 6 8 13 22 33 22 le GALLOUDEC J FRA 1 2 5 8 13 14
Penalty	27:59	29:59	FRA	2 min.	-	-	- Too Many Players / Served by: 14 NAVARRO N

3rd Period

Action	Time	ET/Res	Team	Type	No.	Name	(G) Name of Assistant(s) / Action Description
Time-out	41:58		FRA				
Goal	43:41	2 : 2	FRA	EQ	8	CADONNA F	(1) On Ice GBR 20 3 6 13 22 40 FRA 1 2 8 10 13 18

Overtime

Action	Time	ET/Res	Team	Type	No.	Name	(G) Name of Assistant(s) / Action Description
Time-out	47:38		GBR				
Goal	49:13	2 : 3	FRA	EQ	13	LINIER R	(2) 10 FORGACS N On Ice GBR 20 6 8 13 22 FRA 1 2 8 10 13
GK	49:13		GBR				20 HACKWORTH B - Goalkeeper out
GK	49:13		FRA				1 BLAVETTE L - Goalkeeper out

Goalkeeper Records

Team : GBR - Great Britain

No.	Name	SOG	SVS	MIP
20	HACKWORTH Bryan	12	9	49:13
31	HILL Nicole Jodi			

Team : FRA - France

No.	Name	SOG	SVS	MIP
1	BLAVETTE Laurent	22	20	49:13
20	AKNIN Sofian			

Game Statistics

Team : GBR (White)																								
Head Coach : ASSINCK Peggy										Shots on Goal			Time on Ice											
No.	Pos.	Name	Gen	G	A	P	PIM	FO+	FO-FO+/-	FO%	1	2	3	OT	TS	+/-	1	2	3	OT	TOT	SHF	AVG	
6	F	NICHOLSON Karl +C	M	2	0	2	0	19	19	0	50.00	3	2	0	1	6	0	0:00	0:00	0:00	0:00	0:00	0	0:00



WED 17 APR 2024

Start Time 15:00
End Time 17:02

Round Robin, Game 8



Head Coach : ASSINCK Peggy											Shots on Goal					Time on Ice									
No.	Pos.	Name	Gen	G	A	P	PIM	FO+	FO-	FO+/-	FO%	1	2	3	OT	TS	+/-	1	2	3	OT	TOT	SHF	AVG	
8	F	QUIRK Stacey	F	0	0	0	0	0	0	0	0.00	1	1	0	0	2	+1	0:00	0:00	0:00	0:00	0:00	0:00	0	0:00
13	D	FARMER Gary +A (BP)	M	0	2	2	4	0	2	-2	0.00	4	4	1	0	9	0	0:00	0:00	0:00	0:00	0:00	0:00	0	0:00
22	D	le GALLOUDEC Jonathon +A	M	0	2	2	0	0	0	0	0.00	1	1	1	0	3	0	0:00	0:00	0:00	0:00	0:00	0:00	0	0:00
40	F	SHAKESPEARE Callum	M	0	0	0	0	2	2	0	50.00	0	0	0	0	0	0	0:00	0:00	0:00	0:00	0:00	0:00	0	0:00
3	F	DAVIES Joshua	M	0	0	0	0	0	0	0	0.00	0	0	0	0	0	-1	0:00	0:00	0:00	0:00	0:00	0:00	0	0:00
7	F	WATTS Dani	F	0	0	0	0	0	0	0	0.00	0	0	0	0	0	0	0:00	0:00	0:00	0:00	0:00	0:00	0	0:00
28	D	COLQUITT Mark	M	0	0	0	0	0	0	0	0.00	0	0	0	0	0	0	0:00	0:00	0:00	0:00	0:00	0:00	0	0:00
66	F	COUCH Shannon	F	0	0	0	0	0	0	0	0.00	0	0	0	0	0	0	0:00	0:00	0:00	0:00	0:00	0:00	0	0:00
88	F	MELLOR John	M	0	0	0	0	0	0	0	0.00	0	0	0	0	0	0	0:00	0:00	0:00	0:00	0:00	0:00	0	0:00
18	F	O'BRIEN Ben	M	0	0	0	0	0	0	0	0.00	0	0	0	0	0	0	0:00	0:00	0:00	0:00	0:00	0:00	0	0:00
33	D	BROWN Paul	M	0	0	0	0	4	0	4	100.00	1	0	0	0	1	+1	0:00	0:00	0:00	0:00	0:00	0:00	0	0:00
97	F	LAHAN Dean	M	0	0	0	0	0	0	0	0.00	0	1	0	0	1	0	0:00	0:00	0:00	0:00	0:00	0:00	0	0:00
20	GK	HACKWORTH Bryan	M	0	0	0	0					0	0	0	0	0									
31	GK	HILL Nicole Jodi	F	0	0	0	0					0	0	0	0	0									
Total				2	4	6	4	25	23	2	52.08	10	9	2	1	22									

Team : FRA (Blue)																									
Head Coach : LEMETAIS David											Shots on Goal					Time on Ice									
No.	Pos.	Name	Gen	G	A	P	PIM	FO+	FO-	FO+/-	FO%	1	2	3	OT	TS	+/-	1	2	3	OT	TOT	SHF	AVG	
2	D	JOUENNE Yannick +A	M	0	0	0	0	0	0	0	0.00	0	0	2	0	2	0	0:00	0:00	0:00	0:00	0:00	0:00	0	0:00
3	D	LEPLUMEY Jean Paul	M	0	0	0	2	0	0	0	0.00	0	0	0	1	1	-1	0:00	0:00	0:00	0:00	0:00	0:00	0	0:00
8	F	CADONNA Franck +C	M	1	0	1	0	0	3	-3	0.00	0	1	2	0	3	0	0:00	0:00	0:00	0:00	0:00	0:00	0	0:00
10	F	FORGACS Nicolas	M	0	1	1	0	13	13	0	50.00	0	0	0	0	0	+1	0:00	0:00	0:00	0:00	0:00	0:00	0	0:00
13	F	LINIER Roland	M	1	0	1	0	0	0	0	0.00	0	1	0	1	2	0	0:00	0:00	0:00	0:00	0:00	0:00	0	0:00
4	D	BATAILLE Pierre	M	0	0	0	2	0	0	0	0.00	0	0	0	0	0	0	0:00	0:00	0:00	0:00	0:00	0:00	0	0:00
5	D	SIX Mael	M	0	0	0	0	0	0	0	0.00	0	1	0	0	1	-1	0:00	0:00	0:00	0:00	0:00	0:00	0	0:00
9	F	ALBERT Florentin	M	0	0	0	0	1	0	1	100.00	0	0	0	0	0	0	0:00	0:00	0:00	0:00	0:00	0:00	0	0:00
14	F	NAVARRO Nicolas	M	1	0	1	0	0	0	0	0.00	2	0	0	0	2	-1	0:00	0:00	0:00	0:00	0:00	0:00	0	0:00
17	F	DEMOL Charles	M	0	1	1	0	9	9	0	50.00	0	0	0	0	0	0	0:00	0:00	0:00	0:00	0:00	0:00	0	0:00
11	F	PIERRE Francois +A	M	0	0	0	0	0	0	0	0.00	1	0	0	0	1	0	0:00	0:00	0:00	0:00	0:00	0:00	0	0:00
18	F	LETROU Jeremy	M	0	0	0	0	0	0	0	0.00	0	0	0	0	0	+1	0:00	0:00	0:00	0:00	0:00	0:00	0	0:00
1	GK	BLAVETTE Laurent (BP)	M	0	0	0	0					0	0	0	0	0									
20	GK	AKNIN Sofian	M	0	0	0	0					0	0	0	0	0									
Total				3	2	5	4	23	25	-2	47.92	3	3	4	2	12									

Round Robin

R	Team	GP	W	OTW	OTL	L	GDF	GF:GA	PTS
1	GER	3	3	0	0	0	+37	39 : 2	9
2	NOR	2	2	0	0	0	+43	43 : 0	6
3	SWE	3	2	0	0	1	+9	15 : 6	6
4	FRA	3	0	1	0	2	-35	4 : 39	2
5	GBR	3	0	0	1	2	-41	3 : 44	1
6	KAZ	2	0	0	0	2	-13	2 : 15	0

	FRA	GBR	GER	KAZ	NOR	SWE
FRA	*****	3:2	FRI 19 APR 15:00	SAT 20 APR 11:00	0:25	1:12
GBR	2:3	*****	1:23	FRI 19 APR 11:00	0:18	SAT 20 APR 15:00
GER	FRI 19 APR 15:00	23:1	*****	12:1	SAT 20 APR 19:00	4:0
KAZ	SAT 20 APR 11:00	FRI 19 APR 11:00	1:12	*****	WED 17 APR 19:00	1:3
NOR	25:0	18:0	SAT 20 APR 19:00	WED 17 APR 19:00	*****	FRI 19 APR 19:00
SWE	12:1	SAT 20 APR 15:00	0:4	3:1	FRI 19 APR 19:00	*****



Legend:			
(G)	Goals in tournament	*	does not count for Plus/minus
+C	Captain	A	Assists
ET/Res	Penalty end time/Result of game	F	Female / Forward
FO+	Face-offs won	FO+/-	Face-offs net
GDF	Goal difference	Gen	Gender
GP	Games played	L	Losses
No.	Jersey number	OT	Overtime
P	Points	PIM	Penalties in minutes
PPG	Power play goals	PTS	Points
SOG	Shots on goal	SVS	Saves
W	Wins	+/-	Plus/minus net
		D	Defence
		FO-	Face-offs lost
		G	Goals
		GF	Goals for
		M	Male
		OTL	Overtime losses
		Pos.	Position
		R	Rank
		TPP	Time on power play
		+A	Assistant Captain
		EQ	Equal strength
		FO%	Face-offs won as percentage
		GA	Goals against
		GK	Goalkeeper
		MIP	Minutes in play (GK)
		OTW	Overtime wins
		PP1	Power play - 1 player
		SHG	Shorthanded goals
		TS	Total shots



Shot Chart GBR - FRA

Shots by GBR
Goals (o): 0
SSP (<): 6
SSG (+): 10
SPG (-): 3



GK 1 of FRA



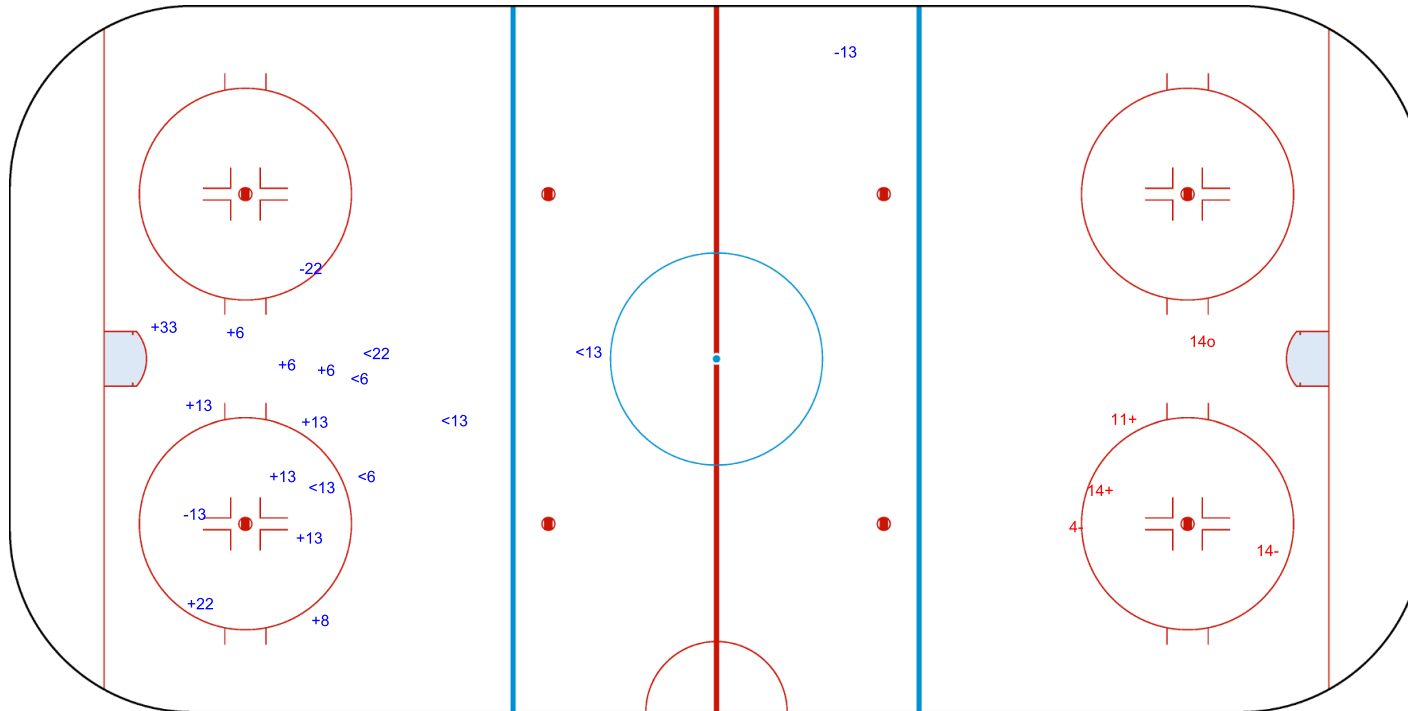
Period: 1



Shots by FRA
Goals (o): 1
SSP (>): 0
SSG (+): 2
SPG (-): 2



GK 20 of GBR





Shots by FRA

Goals (o): 0 SSG (+): 3
SSP (<): 0 SPG (-): 4



GK 20 of GBR



Period: 2

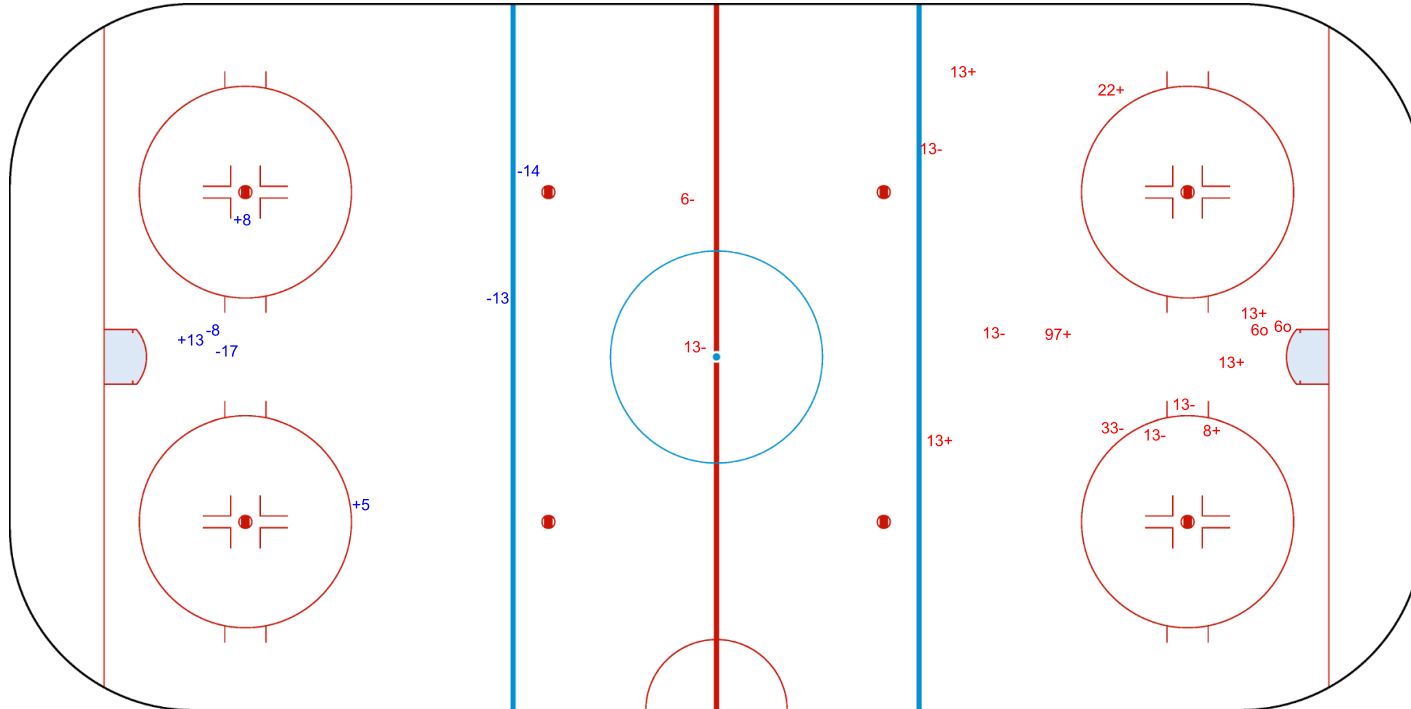


Shots by GBR

Goals (o): 2 SSG (+): 7
SSP (>): 0 SPG (-): 7



GK 1 of FRA





Shots by GBR

Goals (o): 0

SSG (+): 2

SSP (<): 1

SPG (-): 4



GK 1 of FRA



Period: 3



Shots by FRA

Goals (o): 1

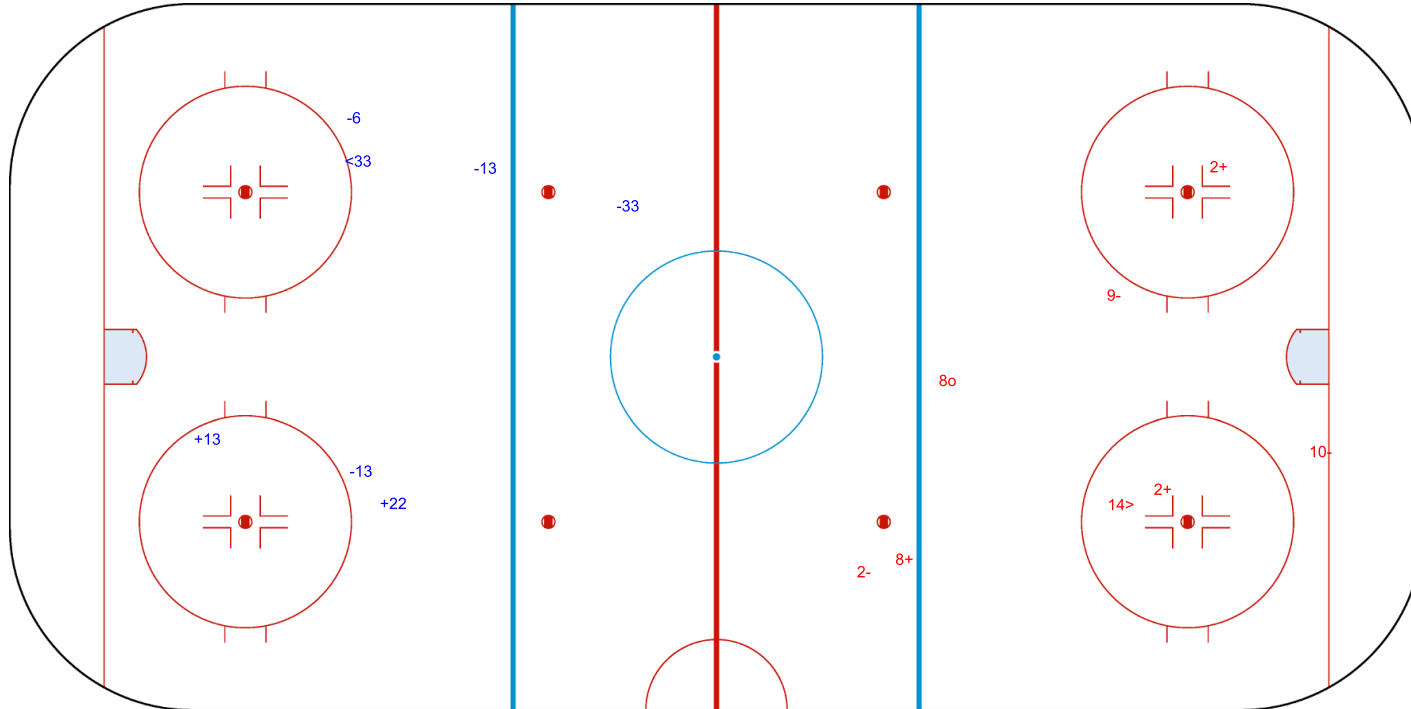
SSG (+): 3

SSP (>): 1

SPG (-): 3



GK 20 of GBR





Shots by GBR

Goals (o): 0 SSG (+): 1

SSP (<): 0 SPG (-): 2



GK 1 of FRA



Overtime



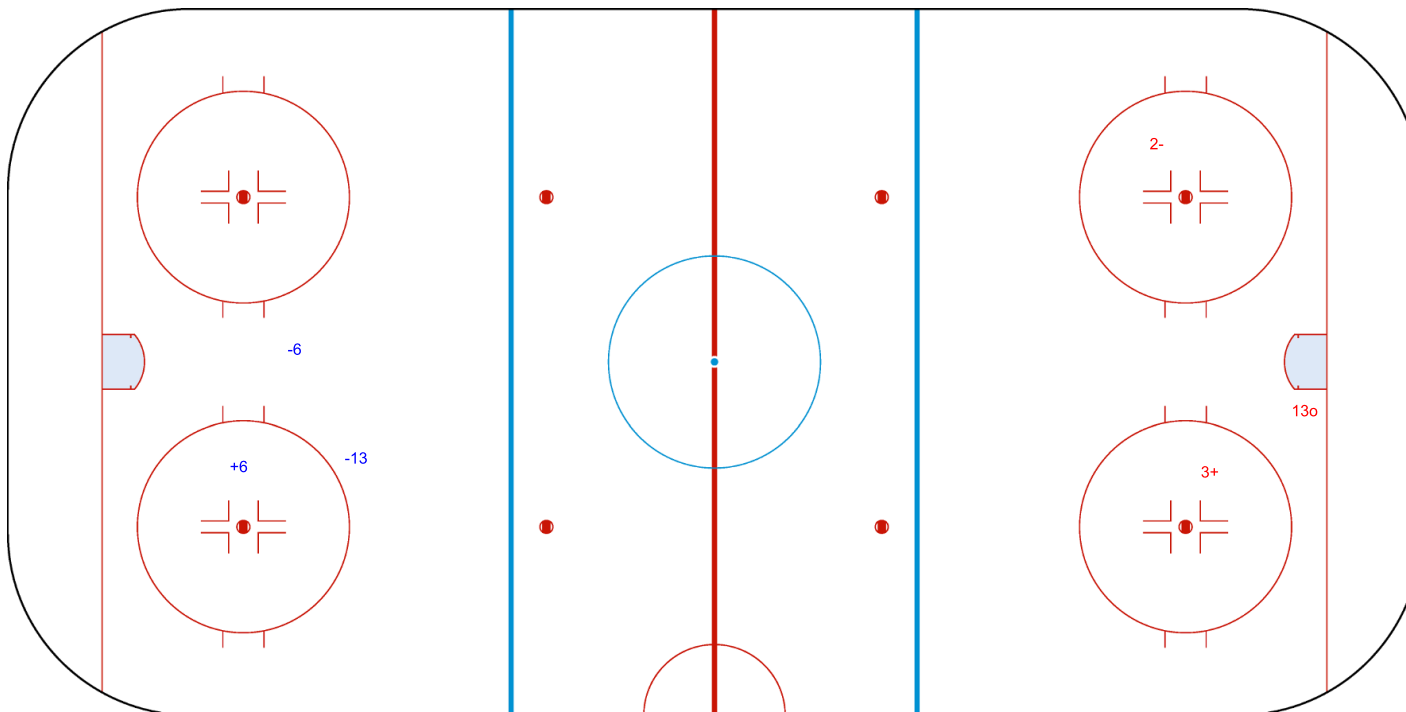
Shots by FRA

Goals (o): 1 SSG (+): 1

SSP (>): 0 SPG (-): 1



GK 20 of GBR



Legend:			
GK	Goalkeeper	SPG	Shots past goal
SSG	Shots saved by goalkeeper	SSP	Shots saved by player



Face-off Chart
GBR - FRA

PERIOD 1

	GBR		FRA		GBR		FRA		GBR		FRA		Total wins all zones
	Def. zone	Att. zone	Neutral zone	Neutral zone	Att. zone	Def. zone	Att. zone	Def. zone	Total wins	Total wins			
	- 6	+ 17	- 6	+ 10	+ 6	- 17							
			- 6	+ 10	- 13	+ 10							
			- 6	+ 17	- 13	+ 10							
					- 6	+ 17							
					+ 6	- 10							
					- 6	+ 10							
					- 6	+ 9							
Total wins / period	0 / 0%	1 / 100%	0 / 0%	3 / 100%	2 / 29%	5 / 71%			2 / 18%	9 / 82%			

PERIOD 2

	GBR		FRA		GBR		FRA		GBR		FRA		Total wins all zones
	Def. zone	Att. zone	Neutral zone	Neutral zone	Att. zone	Def. zone	Att. zone	Def. zone	Total wins	Total wins			
	+ 33	- 17	- 6	+ 17	+ 6	- 8							
	+ 33	- 10	- 6	+ 17	+ 33	- 10							
	- 6	+ 10	- 40	+ 17	- 6	+ 17							
	+ 6	- 10			+ 40	- 17							
	- 6	+ 10			- 40	+ 17							
	+ 6	- 8			+ 40	- 17							
					+ 6	- 8							
Total wins / period	4 / 67%	2 / 33%	0 / 0%	3 / 100%	5 / 71%	2 / 29%			9 / 56%	7 / 44%			

PERIOD 3

	GBR		FRA		GBR		FRA		GBR		FRA		Total wins all zones
	Def. zone	Att. zone	Neutral zone	Neutral zone	Att. zone	Def. zone	Att. zone	Def. zone	Total wins	Total wins			
	+ 6	- 10	- 6	+ 10	+ 6	- 17							
	+ 6	- 17	+ 6	- 10	+ 6	- 17							
	- 6	+ 17	+ 6	- 10	+ 33	- 17							
	- 6	+ 10	+ 6	- 10	+ 6	- 10							
	+ 6	- 17	- 6	+ 10									
	- 6	+ 10											
	+ 6	- 10											
Total wins / period	4 / 57%	3 / 43%	3 / 60%	2 / 40%	4 / 100%	0 / 0%			11 / 69%	5 / 31%			

OVERTIME

	GBR		FRA		GBR		FRA		GBR		FRA		Total wins all zones
	Def. zone	Att. zone	Neutral zone	Neutral zone	Att. zone	Def. zone	Att. zone	Def. zone	Total wins	Total wins			
	- 6	+ 10	+ 6	- 10	+ 6	- 10							
			- 6	+ 10	+ 6	- 10							
Total wins / period	0 / 0%	1 / 100%	1 / 50%	1 / 50%	2 / 100%	0 / 0%			3 / 60%	2 / 40%			

TOTAL

TOTAL												
-------	--	--	--	--	--	--	--	--	--	--	--	--



Total wins / game	GBR	FRA	GBR	FRA	GBR	FRA	Total wins all zones	
	Def. zone	Att. zone	Neutral zone		Att. zone	Def. zone	GBR	FRA
	8 / 53%	7 / 47%	4 / 31%	9 / 69%	13 / 65%	7 / 35%	25 / 52%	23 / 48%

HEAD TO HEAD

		FRA				Tot	wins GBR	Dz	Nz	Az	
No.		8	9	10	17						
GBR	6	3 - 0	0 - 1	11 - 11	5 - 7	38	19 50%	6 46%	4 33%	9 69%	
	13			0 - 2		2	0 0%			0 0%	
	33			2 - 0	2 - 0	4	4 100%	2 100%		2 100%	
	40				2 - 2	4	2 50%		0 0%	2 67%	
	Tot		3	1	26	18	48	25 52%	8 53%	4 31%	13 65%
	wins FRA		0 0%	1 100%	13 50%	9 50%	23 48%				
Dz		0 0%	1 100%	3 38%	3 33%	7 35%					
Nz				5 56%	4 100%	9 69%					
Az		0 0%		5 56%	2 40%	7 47%					

Legend:	Az Attacking zone	Dz Defending zone	No. Jersey number	Nz Neutral zone	Tot. Total face-offs played
----------------	--------------------------	--------------------------	--------------------------	------------------------	------------------------------------



Game Roster

NOR - KAZ

Referee

LEGA Simone (ITA)

Linesmen

IWANIEC Przemyslaw (POL) , WIEST Alexander (ITA)

Goalkeepers

Team: NOR

No.	Name	Gen	GP	MIP	GA	SVS	SOG	SVS%	GAA
25	SUNDT Andreas	M	2	30:00	0	0	0	0.00	0.00
81	HAUGEN Erik	M	2	60:00	0	4	4	100.00	0.00

Team Roster

Team: NOR (White)

No.	Pos.	Name	Gen	GP	G	A	PTS	PIM	+/-
6	F	KIRSTISTUEN Emil	M	2	0	3	3	0	+7
9	D	VARNES Morten	M	2	5	1	6	2	+12
16	D	NORDSTOGA Knut Andre	M	2	3	4	7	0	+18
17	F	SOLBERG Loyd Remi Pallander	M	2	4	9	13	0	+20
20	F	HAMRE Martin	M	2	2	6	8	4	+11
22	D	BAKKE Audun	M	2	7	10	17	0	+20
23	D	KLAKEGG Jan Roger	M	1	1	5	6	0	+11
25	GK	SUNDT Andreas	M	2	0	0	0	0	
26	F	KRONBERG Viktor	M	2	1	5	6	0	+13
28	F	KRISTOFFERSEN Emil	M	1	0	1	1	0	+2
33	F	SKOLBEKKEN Martin Bakkejord	M	2	1	6	7	4	+18
35	F	GROESFJELD Martin	M	2	0	3	3	0	+8
69	F	OEVERLI Fabian Cruickshank	M	2	1	3	4	0	+9
71	F	OISETH Ola	M	2	11	9	20	0	+19
81	GK	HAUGEN Erik	M	2	0	0	0	0	
91	F	LYNGROTH Alexander	M	2	7	5	12	2	+11

Head Coach: DAHLSTROM Ole Eskild

Team: KAZ

No.	Name	Gen	GP	MIP	GA	SVS	SOG	SVS%	GAA
1	MUKATOV Beimbet	M	2	00:00	0	0	0	0.00	0.00
20	BASMANOV Oleg	M	2	90:00	15	24	39	61.54	7.50

Team: KAZ (Blue)

No.	Pos.	Name	Gen	GP	G	A	PTS	PIM	+/-
1	GK	MUKATOV Beimbet	M	2	0	0	0	0	
4	D	SHORMANOV Sundet	M	2	0	0	0	0	-6
7	D	BONDARENKO Dmitriy	M	2	0	0	0	0	-8
10	D	BEXULTAN Zhanibektarkhan	M	2	0	0	0	4	-4
11	F	SABIROV Kairat	M	2	0	0	0	0	-6
13	F	MIYANOV Maxat	M	2	0	0	0	0	-5
14	D	BOKANOV Yerlik	M	2	0	0	0	0	-6
16	F	KARIPBAYEV Kuat	M	2	0	1	1	6	-4
20	GK	BASMANOV Oleg	M	2	0	0	0	0	
21	F	TOKTARBAYEV Aidos	M	2	1	0	1	2	-2
73	F	PASKHALIDI Alexandr	M	2	0	1	1	2	-5
87	D	AKHMETOV Almas	M	2	1	0	1	0	-4

Head Coach: BIKSITOV Timur

Legend:		
+/-	Plus/minus net	A Assists
G	Goals	GA Goals against
GK	Goalkeeper	GP Games played
No.	Jersey number	PIM Penalties in minutes
SOG	Shots on goal	SVS Saves
D	Defence	GAA Goals against as average per 45 minutes
M	Male	F Forward
Pos.	Position	Gen Gender
SVS%	Saves in percentage	MIP Minutes and seconds played
		PTS Points



Line-ups

NOR - KAZ

Referee

LEGA Simone (ITA)

Linesmen

IWANIEC Przemyslaw (POL) , WIEST Alexander (ITA)

Goalkeepers

Team: NOR

No.	Name	Gen
25	SUNDT Andreas	M
81	HAUGEN Erik	M

Team: KAZ

No.	Name	Gen
1	MUKATOV Beimbet	M
20	BASMANOV Oleg	M

Team Line-ups

Team: NOR (White)

No.	Pos.	Name	Gen
9	D	VARNES Morten	M
16	D	NORDSTOGA Knut Andre +A	M
17	F	SOLBERG Loyd Remi Pallander	M
33	F	SKOLBEKKEN Martin Bakkejord	M
71	F	OISETH Ola +C	M
22	D	BAKKE Audun	M
20	F	HAMRE Martin	M
26	F	KRONBERG Viktor	M
69	F	OEVERLI Fabian Cruickshank	M
91	F	LYNGROTH Alexander +A	M
6	F	KIRSTISTUEN Emil	M
28	F	KRISTOFFERSEN Emil	M
35	F	GROESFJELD Martin	M

Head Coach: DAHLSTROM Ole Eskild

NOT DRESSED:

23	D	KLAKEGG Jan Roger	M
----	---	-------------------	---

Team: KAZ (Blue)

No.	Pos.	Name	Gen
10	D	BEXULTAN Zhanibektarkhan	M
87	D	AKHMETOV Almas	M
13	F	MIYANOV Maxat +A	M
16	F	KARIPBAYEV Kuat +C	M
21	F	TOKTARBAYEV Aidos +A	M
4	D	SHORMANOV Sundet	M
7	D	BONDARENKO Dmitriy	M
14	D	BOKANOV Yerlik	M
11	F	SABIROV Kairat	M
73	F	PASKHALIDI Alexandr	M

Head Coach: BIKSITOV Timur

Legend:

+A	Assistant Captain	+C	Captain	D	Defence	F	Forward
Gen	Gender	M	Male	No.	Jersey number	Pos.	Position



Graphical Line-ups

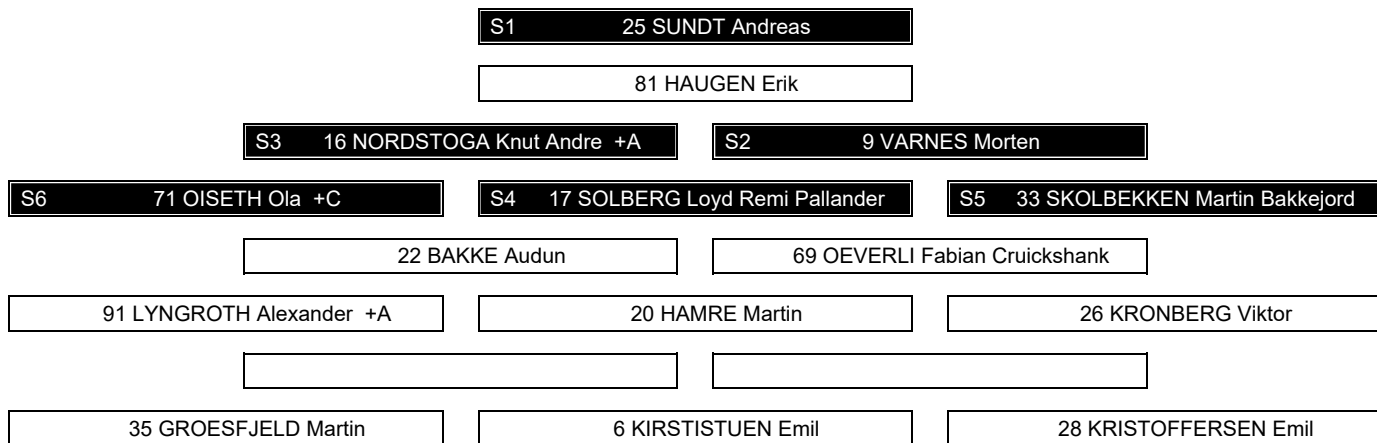
NOR - KAZ

Referee
LEGA Simone (ITA)

Linesmen
IWANIEC Przemyslaw (POL) , WIEST Alexander (ITA)

Team: NOR - Norway (White)

Head Coach: DAHLSTROM Ole Eskild



Team: KAZ - Kazakhstan (Blue)

Head Coach: BIKSITOV Timur



Legend:

+A Assistant Captain **+C** Captain **Sn** Starting position



Game Summary

NOR - KAZ 7 - 0 (3 - 0 , 1 - 0 , 3 - 0)

Spectators	Referee	Linesmen
175	LEGA Simone (ITA)	IWANIEC Przemyslaw (POL) , WIEST Alexander (ITA)

Team Statistics

Period	Score	SVS	SOG	PIM	TPP	PPG	SHG
1	3 : 0	2 : 2	5 : 2	0 : 2	01:58 : 00:00	1 : 0	0 : 0
2	1 : 0	2 : 7	8 : 2	2 : 4	02:24 : 00:24	0 : 0	0 : 0
3	3 : 0	3 : 4	7 : 3	0 : 2	00:48 : 00:00	1 : 0	0 : 0
Total	7 : 0	7 : 13	20 : 7	2 : 8	05:10 : 00:24	2 : 0	0 : 0

1st Period

Action	Time	ET/Res	Team	Type	No.	Name	(G)	Name of Assistant(s) / Action Description
GK	00:00		KAZ		20	BASMANOV O		- Goalkeeper in
GK	00:00		NOR		25	SUNDT A		- Goalkeeper in
Goal	05:14	1 : 0	NOR	EQ	71	OISETH O	(12)	91 LYNGROTH A On Ice NOR 25 17 22 69 71 91 9 VARNES M KAZ 20 4 7 10 11 73
Goal	07:39	2 : 0	NOR	EQ	9	VARNES M	(6)	17 SOLBERG LRP On Ice NOR 25 9 16 17 33 71 33 SKOLBEKKEN MB KAZ 20 4 10 16 21 73
Penalty	12:43	14:41	KAZ	2 min.	13	MIYANOV M		- Interference
Goal	14:41	3 : 0	NOR	PP1	17	SOLBERG LRP	(5)	91 LYNGROTH A On Ice NOR 25 9 17 22 71 91 71 OISETH O KAZ 20 7 11 21 73 *

2nd Period

Action	Time	ET/Res	Team	Type	No.	Name	(G)	Name of Assistant(s) / Action Description
Goal	16:23	4 : 0	NOR	EQ	16	NORDSTOGA KA	(4)	9 VARNES M On Ice NOR 25 9 16 17 22 69 17 SOLBERG LRP KAZ 20 10 13 16 21 87
Penalty	16:54	18:54	KAZ	2 min.	7	BONDARENKO D		- Interference
Penalty	26:38	28:38	NOR	2 min.	17	SOLBERG LRP		- Tripping
Penalty	27:02	29:02	KAZ	2 min.	13	MIYANOV M		- Teeing

3rd Period

Action	Time	ET/Res	Team	Type	No.	Name	(G)	Name of Assistant(s) / Action Description
Goal	35:56	5 : 0	NOR	EQ	71	OISETH O	(13)	17 SOLBERG LRP On Ice NOR 25 17 22 33 69 71 33 SKOLBEKKEN MB KAZ 20 4 7 10 11 87
Goal	38:47	6 : 0	NOR	EQ	22	BAKKE A	(8)	71 OISETH O On Ice NOR 25 17 22 33 69 71 KAZ 20 4 7 11 13 21
Penalty	43:19	44:07	KAZ	2 min.	16	KARIPBAYEV K		- Teeing
Goal	44:07	7 : 0	NOR	PP1	22	BAKKE A	(9)	9 VARNES M On Ice NOR 25 9 17 22 71 91 KAZ 20 10 11 13 87 *
GK	45:00		NOR					25 SUNDT A - Goalkeeper out
GK	45:00		KAZ					20 BASMANOV O - Goalkeeper out

Goalkeeper Records

Team : NOR - Norway

Team : KAZ - Kazakhstan

No.	Name	SOG	SVS	MIP	No.	Name	SOG	SVS	MIP
25	SUNDT Andreas	7	7	45:00	20	BASMANOV Oleg	20	13	45:00
81	HAUGEN Erik				1	MUKATOV Beimbet			

Game Statistics

Team : NOR (White)

Head Coach : DAHLSTROM Ole Eskild

No.	Pos.	Name	Gen	G	A	P	PIM	FO+	FO-	FO+/-	FO%	Shots on Goal					+/-	Time on Ice					
												1	2	3	OT	TS		1	2	3	OT	TOT	SHF
9	D	VARNES Morten	M	1	3	4	0	0	0	0	0.00	1	0	0	1	+2	0:00	0:00	0:00	0:00	0:00	0	0:00
16	D	NORDSTOGA Knut Andre +A	M	1	0	1	0	0	0	0	0.00	0	4	0	4	+2	0:00	0:00	0:00	0:00	0:00	0	0:00
17	F	SOLBERG Loyd Remi Pallander	M	1	3	4	2	0	0	0	0.00	2	0	0	2	+5	0:00	0:00	0:00	0:00	0:00	0	0:00
33	F	SKOLBEKKEN Martin Bakkejord	M	0	2	2	0	3	0	3	100.00	0	0	0	0	+3	0:00	0:00	0:00	0:00	0:00	0	0:00
71	F	OISETH Ola +C (BP)	M	2	2	4	0	13	3	10	81.25	2	1	2	5	+4	0:00	0:00	0:00	0:00	0:00	0	0:00



WED 17 APR 2024

Start Time 19:00
End Time 20:39

Round Robin, Game 9



Head Coach : DAHLSTROM Ole Eskild											Shots on Goal				Time on Ice									
No.	Pos.	Name	Gen	G	A	P	PIM	FO+	FO-F	FO+/-	FO%	1	2	3	OT	TS	+/-	1	2	3	OT	TOT	SHF	AVG
20	F	HAMRE Martin	M	0	0	0	0	0	0	0	0.00	0	0	1	1	0	0:00	0:00	0:00		0:00	0	0:00	
22	D	BAKKE Audun	M	2	0	2	0	0	0	0	0.00	0	1	3	4	+4	0:00	0:00	0:00		0:00	0	0:00	
26	F	KRONBERG Viktor	M	0	0	0	0	0	0	0	0.00	0	0	0	0	0	0:00	0:00	0:00		0:00	0	0:00	
69	F	OEVERLI Fabian Cruickshank	M	0	0	0	0	0	0	0	0.00	0	1	0	1	+4	0:00	0:00	0:00		0:00	0	0:00	
91	F	LYNGROTH Alexander +A	M	0	2	2	0	3	5	-2	37.50	0	1	0	1	+1	0:00	0:00	0:00		0:00	0	0:00	
6	F	KIRSTISTUEN Emil	M	0	0	0	0	0	0	0	0.00	0	0	0	0	0	0:00	0:00	0:00		0:00	0	0:00	
28	F	KRISTOFFERSEN Emil	M	0	0	0	0	0	0	0	0.00	0	0	1	1	0	0:00	0:00	0:00		0:00	0	0:00	
35	F	GROESFJELD Martin	M	0	0	0	0	3	2	1	60.00	0	0	0	0	0	0:00	0:00	0:00		0:00	0	0:00	
25	GK	SUNDT Andreas	M	0	0	0	0					0	0	0	0									
81	GK	HAUGEN Erik	M	0	0	0	0					0	0	0	0									
Total				7	12	19	2	22	10	12	68.75	5	8	7	20									

Team : KAZ (Blue)

Head Coach : BIKSITOV Timur											Shots on Goal				Time on Ice									
No.	Pos.	Name	Gen	G	A	P	PIM	FO+	FO-F	FO+/-	FO%	1	2	3	OT	TS	+/-	1	2	3	OT	TOT	SHF	AVG
10	D	BEXULTAN Zhanibektarkhan	M	0	0	0	0	0	1	-1	0.00	0	2	0	2	-4	0:00	0:00	0:00		0:00	0	0:00	
13	F	MIYANOV Maxat +A	M	0	0	0	4	0	0	0	0.00	0	0	2	2	-2	0:00	0:00	0:00		0:00	0	0:00	
16	F	KARIPBAYEV Kuat +C	M	0	0	0	2	8	12	-4	40.00	1	0	1	2	-2	0:00	0:00	0:00		0:00	0	0:00	
21	F	TOKTARBAYEV Aidos +A	M	0	0	0	0	0	0	0	0.00	0	0	0	0	-3	0:00	0:00	0:00		0:00	0	0:00	
87	D	AKHMETOV Almas	M	0	0	0	0	0	0	0	0.00	0	0	0	0	-2	0:00	0:00	0:00		0:00	0	0:00	
4	D	SHORMANOV Sundet	M	0	0	0	0	0	0	0	0.00	0	0	0	0	-4	0:00	0:00	0:00		0:00	0	0:00	
7	D	BONDARENKO Dmitriy	M	0	0	0	2	0	0	0	0.00	1	0	0	1	-3	0:00	0:00	0:00		0:00	0	0:00	
11	F	SABIROV Kairat	M	0	0	0	0	2	9	-7	18.18	0	0	0	0	-3	0:00	0:00	0:00		0:00	0	0:00	
14	D	BOKANOV Yerlik	M	0	0	0	0	0	0	0	0.00	0	0	0	0	0	0:00	0:00	0:00		0:00	0	0:00	
73	F	PASKHALIDI Alexandr	M	0	0	0	0	0	0	0	0.00	0	0	0	0	-2	0:00	0:00	0:00		0:00	0	0:00	
1	GK	MUKATOV Beimbet	M	0	0	0	0					0	0	0	0									
20	GK	BASMANOV Oleg (BP)	M	0	0	0	0					0	0	0	0									
Total				0	0	0	8	10	22	-12	31.25	2	2	3	7									

Round Robin

R	Team	GP	W	OTW	OTL	L	GDF	GF : GA	PTS
1	NOR	3	3	0	0	0	+50	50 : 0	9
2	GER	3	3	0	0	0	+37	39 : 2	9
3	SWE	3	2	0	0	1	+9	15 : 6	6
4	FRA	3	0	1	0	2	-35	4 : 39	2
5	GBR	3	0	0	1	2	-41	3 : 44	1
6	KAZ	3	0	0	0	3	-20	2 : 22	0

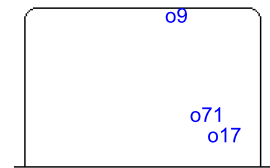
	FRA	GBR	GER	KAZ	NOR	SWE
FRA	*****	3:2	FRI 19 APR 15:00	SAT 20 APR 11:00	0:25	1:12
GBR	2:3	*****	1:23	FRI 19 APR 11:00	0:18	SAT 20 APR 15:00
GER	FRI 19 APR 15:00	23:1	*****	12:1	SAT 20 APR 19:00	4:0
KAZ	SAT 20 APR 11:00	FRI 19 APR 11:00	1:12	*****	0:7	1:3
NOR	25:0	18:0	SAT 20 APR 19:00	7:0	*****	FRI 19 APR 19:00
SWE	12:1	SAT 20 APR 15:00	0:4	3:1	FRI 19 APR 19:00	*****

Legend:	
(G)	Goals in tournament
+C	Captain
ET/Res	Penalty end time/Result of game
FO+	Face-offs won
GDF	Goal difference
GP	Games played
No.	Jersey number
P	Points
PPG	Power play goals
SOG	Shots on goal
W	Wins
*	does not count for Plus/minus
A	Assists
F	Forward
FO+/-	Face-offs net
Gen	Gender
L	Losses
OT	Overtime
PIM	Penalties in minutes
PTS	Points
SVS	Saves
+/-	Plus/minus net
D	Defence
FO-	Face-offs lost
G	Goals
GF	Goals for
M	Male
OTL	Overtime losses
Pos.	Position
R	Rank
TPP	Time on power play
+A	Assistant Captain
EQ	Equal strength
FO%	Face-offs won as percentage
GA	Goals against
GK	Goalkeeper
MIP	Minutes in play (GK)
OTW	Overtime wins
PP1	Power play - 1 player
SHG	Shorthanded goals
TS	Total shots



Shot Chart NOR - KAZ

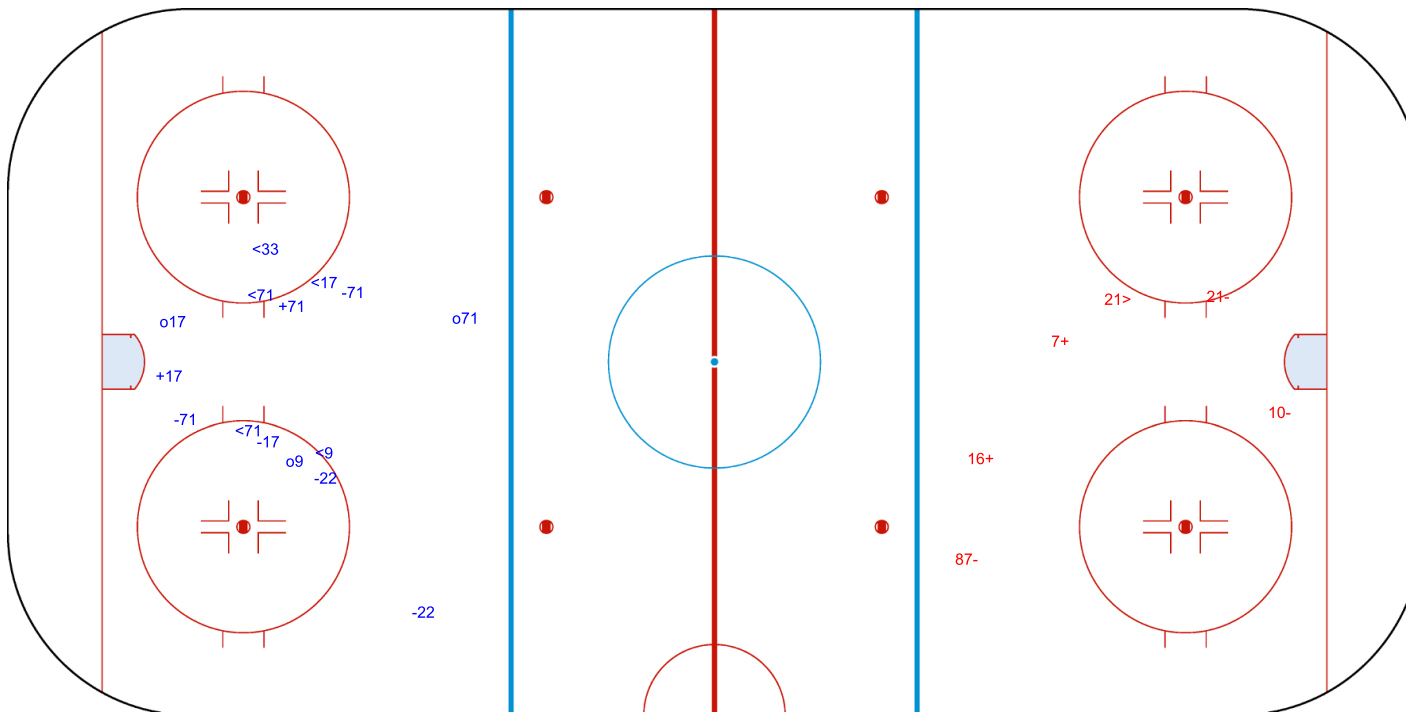
Shots by NOR
Goals (o): 3 SSG (+): 2
SSP (<): 5 SPG (-): 5



GK 20 of KAZ



Period: 1



Shots by KAZ
Goals (o): 0 SSG (+): 2
SSP (>): 1 SPG (-): 3



GK 25 of NOR



Shots by KAZ
Goals (o): 0
SSP (<): 0
SSG (+): 2
SPG (-): 0



GK 25 of NOR



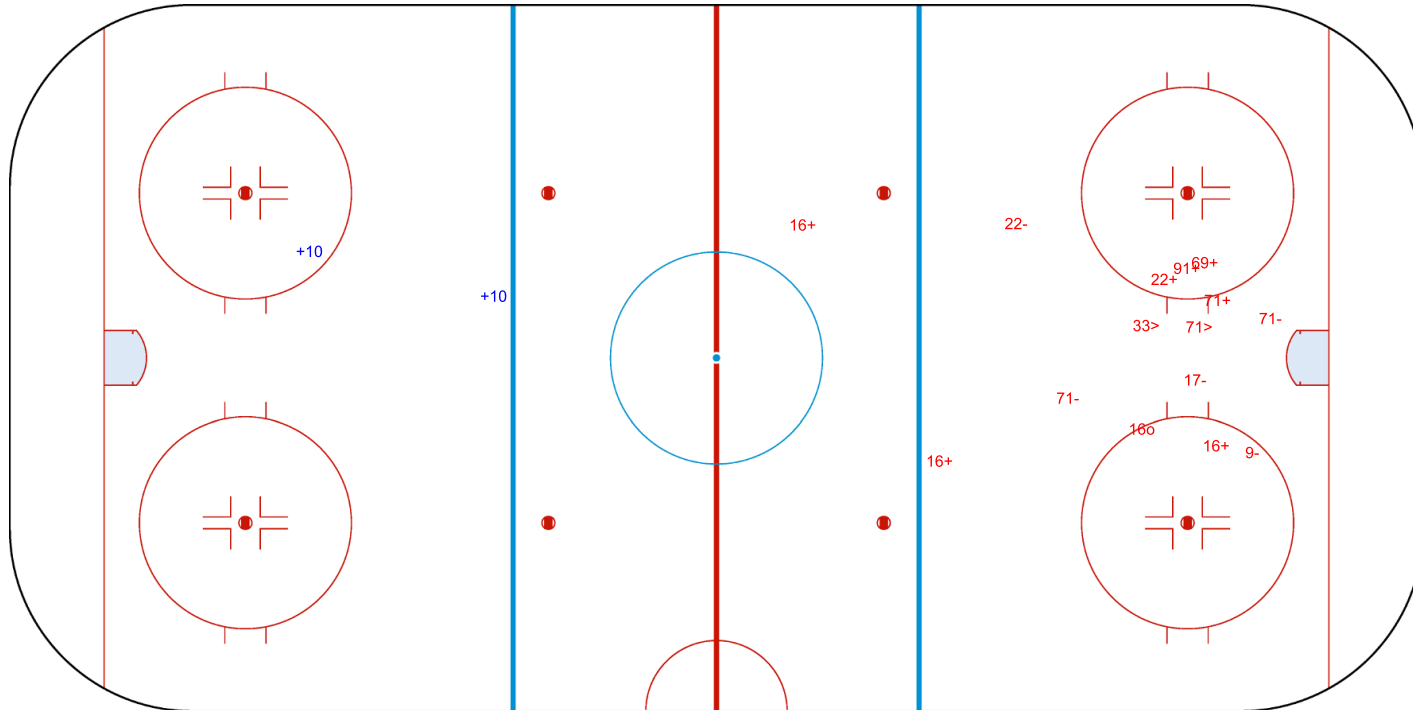
Period: 2



Shots by NOR
Goals (o): 1
SSP (>): 2
SSG (+): 7
SPG (-): 5



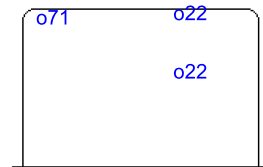
GK 20 of KAZ





Shots by NOR

Goals (o): 3 SSG (+): 4
SSP (<): 1 SPG (-): 6



GK 20 of KAZ




Period: 3

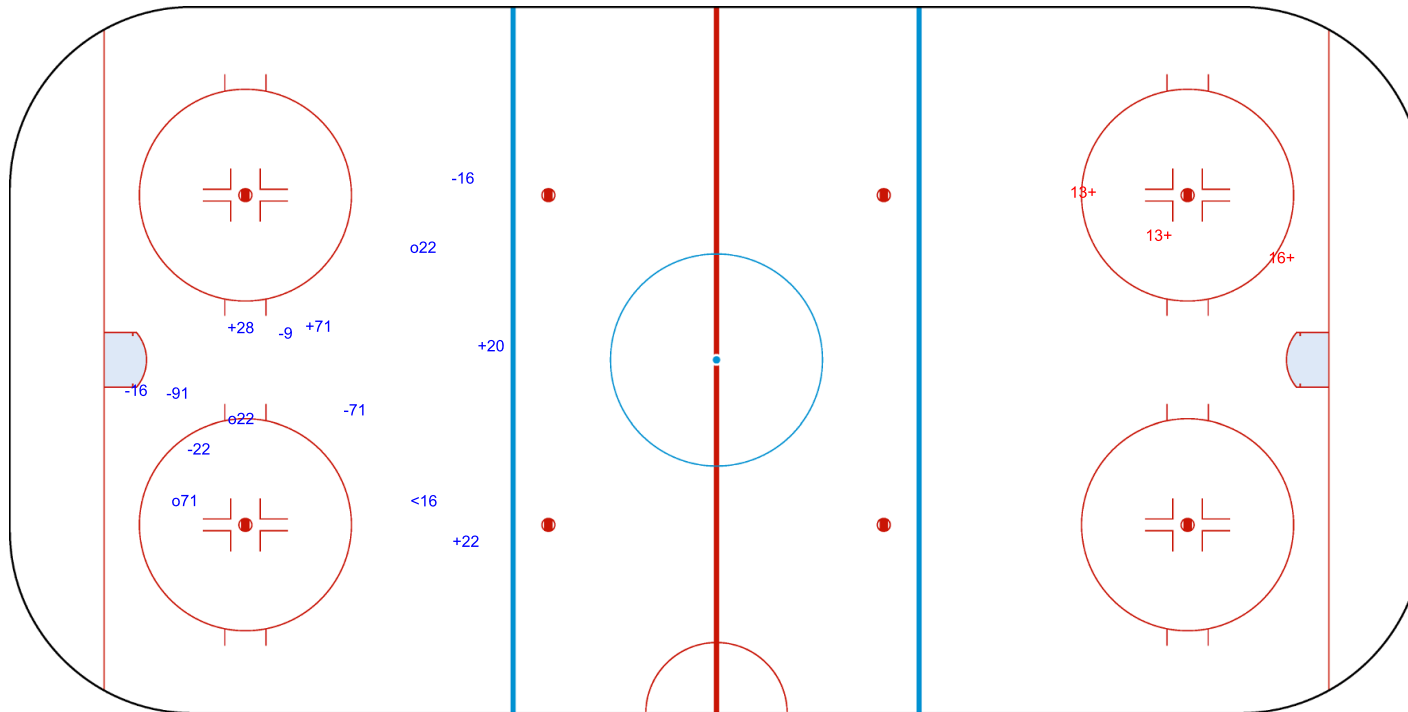


Shots by KAZ

Goals (o): 0 SSG (+): 3
SSP (>): 0 SPG (-): 0



GK 25 of NOR



Legend:			
GK	Goalkeeper	SPG	Shots past goal
SSG	Shots saved by goalkeeper	SSP	Shots saved by player



Face-off Chart
NOR - KAZ

PERIOD 1

NOR	KAZ	NOR	KAZ	NOR	KAZ
Def. zone	Att. zone	Neutral zone		Att. zone	Def. zone
		+ 71	- 16	+ 71	- 16
		- 91	+ 16	- 71	+ 16
		- 91	+ 16	+ 71	- 11
		+ 35	- 10		
		- 91	+ 11		
		+ 35	- 16		
Total wins / period		3 / 50%	3 / 50%	2 / 67%	1 / 33%

Total wins
all zones

NOR	KAZ
5 / 56%	4 / 44%

PERIOD 2

NOR	KAZ	NOR	KAZ	NOR	KAZ
Def. zone	Att. zone	Neutral zone		Att. zone	Def. zone
+ 33	- 11	+ 71	- 16	+ 71	- 16
- 71	+ 16	- 91	+ 11	+ 71	- 16
		+ 91	- 16	- 91	+ 16
		+ 33	- 11	+ 71	- 16
		+ 33	- 11		
Total wins / period		1 / 50%	1 / 50%	3 / 75%	1 / 25%

Total wins
all zones

NOR	KAZ
8 / 73%	3 / 27%

PERIOD 3

NOR	KAZ	NOR	KAZ	NOR	KAZ
Def. zone	Att. zone	Neutral zone		Att. zone	Def. zone
+ 71	- 11	- 71	+ 16	+ 35	- 16
+ 91	- 16	+ 71	- 16	+ 71	- 11
		+ 91	- 16	+ 71	- 11
		+ 71	- 11	+ 71	- 11
		- 35	+ 16	- 35	+ 16
Total wins / period		2 / 100%	0 / 0%	4 / 80%	1 / 20%

Total wins
all zones

NOR	KAZ
9 / 75%	3 / 25%

TOTAL

NOR	KAZ	NOR	KAZ	NOR	KAZ
Def. zone	Att. zone	Neutral zone		Att. zone	Def. zone
Total wins / game		3 / 75%	1 / 25%	10 / 63%	6 / 37%

Total wins
all zones

NOR	KAZ
22 / 69%	10 / 31%



HEAD TO HEAD

		KAZ								
	No.	10	11	16	Tot	wins NOR	Dz	Nz	Az	
NOR	33		3 - 0		3	3 100%	1 100%	2 100%		
	35	1 - 0		2 - 2	5	3 60%		2 67%	1 50%	
	71		6 - 0	7 - 3	16	13 81%	1 50%	4 80%	8 89%	
	91		0 - 2	3 - 3	8	3 38%	1 100%	2 33%	0 0%	
	Tot		1	11	20	32	22 69%	3 75%	10 63%	9 75%
	wins KAZ		0 0%	2 18%	8 40%	10 31%				
Dz			0 0%	3 38%	3 25%					
Nz		0 0%	2 40%	4 40%	6 37%					
Az			0 0%	1 50%	1 25%					

Legend:									
Az	Attacking zone	Dz	Defending zone	No.	Jersey number	Nz	Neutral zone	Tot.	Total face-offs played



Game Roster

KAZ - GBR

Referee

VIK SKAU Marcus (NOR)

Linesmen

LONNQVIST Tom (FIN) , NIITTYLA Lari (FIN)

Goalkeepers

Team: KAZ

No.	Name	Gen	GP	MIP	GA	SVS	SOG	SVS%	GAA
1	MUKATOV Beimbet	M	3	00:00	0	0	0	0.00	0.00
20	BASMANOV Oleg	M	3	135:00	22	37	59	62.71	7.33

Team Roster

Team: KAZ (Blue)

No.	Pos.	Name	Gen	GP	G	A	PTS	PIM	+/-
1	GK	MUKATOV Beimbet	M	3	0	0	0	0	
4	D	SHORMANOV Sundet	M	3	0	0	0	0	-10
7	D	BONDARENKO Dmitriy	M	3	0	0	0	2	-11
10	D	BEXULTAN Zhanibektarkhan	M	3	0	0	0	4	-8
11	F	SABIROV Kairat	M	3	0	0	0	0	-9
13	F	MIYANOV Maxat	M	3	0	0	0	4	-7
14	D	BOKANOV Yerlik	M	3	0	0	0	0	-6
16	F	KARIPBAYEV Kuat	M	3	0	1	1	8	-6
20	GK	BASMANOV Oleg	M	3	0	0	0	0	
21	F	TOKTARBAYEV Aidos	M	3	1	0	1	2	-5
73	F	PASKHALIDI Alexandr	M	3	0	1	1	2	-7
87	D	AKHMETOV Almas	M	3	1	0	1	0	-6

Head Coach: BIKSITOV Timur

Team: GBR

No.	Name	Gen	GP	MIP	GA	SVS	SOG	SVS%	GAA
20	HACKWORTH Bryan	M	3	97:56	24	38	62	61.29	11.03
31	HILL Nicole Jodi	F	3	41:17	20	28	48	58.33	21.80

Team: GBR (White)

No.	Pos.	Name	Gen	GP	G	A	PTS	PIM	+/-
3	F	DAVIES Joshua	M	3	0	0	0	0	-6
6	F	NICHOLSON Karl	M	3	2	1	3	0	-17
7	F	WATTS Dani	F	2	0	0	0	0	0
8	F	QUIRK Stacey	F	3	0	0	0	0	-25
9	F	CHRISTOPHER Tyler	M	0	0	0	0	0	0
10	D	GREGORY Felicity	F	1	0	0	0	0	-3
13	D	FARMER Gary	M	3	1	2	3	10	-21
18	F	O'BRIEN Ben	M	2	0	0	0	0	-2
20	GK	HACKWORTH Bryan	M	3	0	0	0	0	
22	D	le GALLOUDEC Jonathon	M	3	0	2	2	0	-27
28	D	COLQUITT Mark	M	3	0	0	0	0	-12
31	GK	HILL Nicole Jodi	F	3	0	0	0	0	
33	D	BROWN Paul	M	3	0	0	0	2	-11
40	F	SHAKESPEARE Callum	M	3	0	0	0	0	-14
66	F	COUCH Shannon	F	3	0	0	0	0	-18
88	F	MELLOR John	M	3	0	0	0	0	-9
89	D	BARKER Damien	M	1	0	0	0	0	-1
97	F	LAHAN Dean	M	3	0	0	0	0	-16

Head Coach: ASSINCK Peggy

Legend:		
+/-	Plus/minus net	A Assists
G	Goals	GA Goals against
GK	Goalkeeper	GP Games played
No.	Jersey number	PIM Penalties in minutes
SOG	Shots on goal	SVS Saves
D	Defence	GAA Goals against as average per 45 minutes
M	Male	F Female / Forward
Pos.	Position	Gen Gender
SVS%	Saves in percentage	MIP Minutes and seconds played
		PTS Points



Line-ups

KAZ - GBR

Referee

VIK SKAU Marcus (NOR)

Linesmen

LONNQVIST Tom (FIN) , NIITTYLA Lari (FIN)

Goalkeepers

Team: KAZ

No.	Name	Gen
1	MUKATOV Beimbet	M
20	BASMANOV Oleg	M

Team Line-ups

Team: KAZ (Blue)

No.	Pos.	Name	Gen
10	D	BEXULTAN Zhanibektarkhan	M
87	D	AKHMETOV Almas	M
13	F	MIYANOV Maxat +A	M
16	F	KARIPBAYEV Kuat +C	M
21	F	TOKTARBAYEV Aidos +A	M
4	D	SHORMANOV Sundet	M
7	D	BONDARENKO Dmitriy	M
14	D	BOKANOV Yerlik	M
11	F	SABIROV Kairat	M
73	F	PASKHALIDI Alexandr	M

Head Coach: BIKSITOV Timur

Team: GBR

No.	Name	Gen
20	HACKWORTH Bryan	M
31	HILL Nicole Jodi	F

Team: GBR (White)

No.	Pos.	Name	Gen
13	D	FARMER Gary +A	M
22	D	le GALLOUDEC Jonathon +A	M
6	F	NICHOLSON Karl +C	M
8	F	QUIRK Stacey	F
40	F	SHAKESPEARE Callum	M
10	D	GREGORY Felicity	F
28	D	COLQUITT Mark	M
89	D	BARKER Damien	M
66	F	COUCH Shannon	F
88	F	MELLOR John	M
33	D	BROWN Paul	M
18	F	O'BRIEN Ben	M
97	F	LAHAN Dean	M

Head Coach: ASSINCK Peggy

NOT DRESSED:

3	F	DAVIES Joshua	M
7	F	WATTS Dani	F
9	F	CHRISTOPHER Tyler	M

Legend:

+A	Assistant Captain	+C	Captain	D	Defence	F	Female / Forward
Gen	Gender	M	Male	No.	Jersey number	Pos.	Position



Graphical Line-ups

KAZ - GBR

Referee
VIK SKAU Marcus (NOR)

Linesmen
LONNQVIST Tom (FIN) , NIITTYLA Lari (FIN)

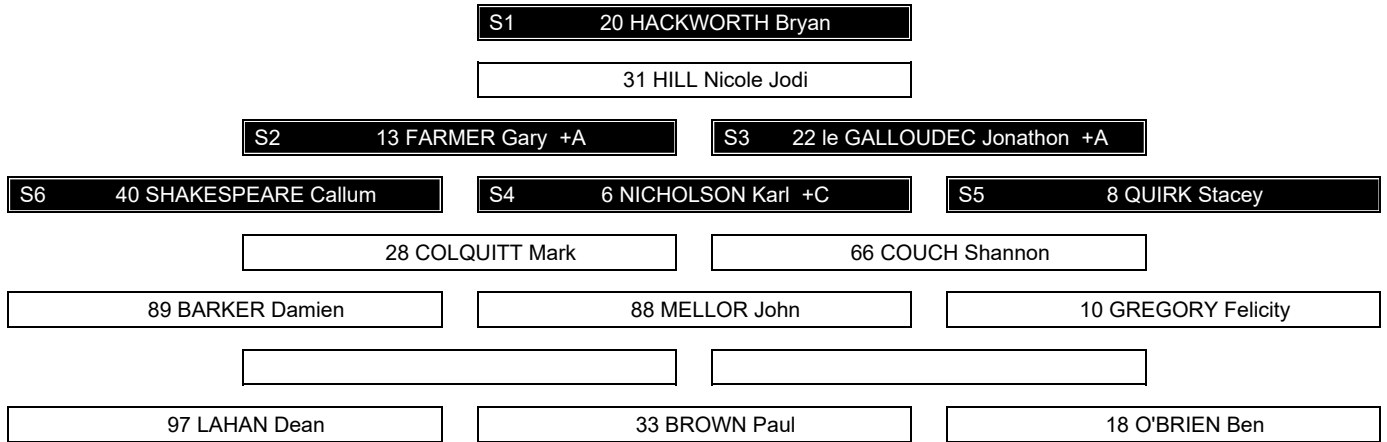
Team: KAZ - Kazakhstan (Blue)

Head Coach: BIKSITOV Timur



Team: GBR - Great Britain (White)

Head Coach: ASSINCK Peggy



Legend:				
+A	Assistant Captain	+C	Captain	Sn Starting position



Game Summary

REVISED
19 APR 13:02

KAZ - GBR 8 - 3 (1 - 0, 3 - 2, 4 - 1)

Spectators	Referee	Linesmen
141	VIK SKAU Marcus (NOR)	LONNQVIST Tom (FIN) , NIITTYLA Lari (FIN)

Team Statistics

Period	Score	SVS	SOG	PIM	TPP	PPG	SHG
1	1 : 0	0 : 12	13 : 0	2 : 0	00:00 : 02:00	0 : 0	1 : 0
2	3 : 2	2 : 6	9 : 4	2 : 2	02:00 : 01:48	0 : 1	0 : 0
3	4 : 1	1 : 5	9 : 2	0 : 4	02:10 : 00:00	1 : 0	0 : 0
Total	8 : 3	3 : 23	31 : 6	4 : 6	04:10 : 03:48	1 : 1	1 : 0

1st Period

Action	Time	ET/Res	Team	Type	No.	Name	(G)	Name of Assistant(s) / Action Description
GK	00:00		GBR		20	HACKWORTH B		- Goalkeeper in
GK	00:00		KAZ		1	MUKATOV B		- Goalkeeper in
Penalty	07:50	09:50	KAZ	2 min.	87	AKHMETOV A		- Teeing
Goal	09:23	1 : 0	KAZ	SH1	16	KARIPBAYEV K	(1)	21 TOKTARBAYEV A On Ice KAZ 1 10 13 16 21 GBR 20 6 22 66 88 97

2nd Period

Action	Time	ET/Res	Team	Type	No.	Name	(G)	Name of Assistant(s) / Action Description
Goal	15:34	2 : 0	KAZ	EQ	21	TOKTARBAYEV A	(2)	87 AKHMETOV A On Ice KAZ 1 10 13 16 21 87 10 BEXULTAN Z GBR 20 6 8 22 40 66
Penalty	17:36	19:36	GBR	2 min.	40	SHAKESPEARE C		- Tripping
Goal	21:57	3 : 0	KAZ	EQ	10	BEXULTAN Z	(1)	21 TOKTARBAYEV A On Ice KAZ 1 10 13 16 21 87 GBR 20 8 13 22 33 40
Goal	23:23	3 : 1	GBR	EQ	18	O'BRIEN B	(1)	On Ice KAZ 1 10 13 16 21 87 GBR 20 6 13 18 66 97
Penalty	24:24	26:12	KAZ	2 min.	7	BONDARENKO D		- Teeing
Goal	26:12	3 : 2	GBR	PP1	6	NICHOLSON K	(3)	8 QUIRK S On Ice KAZ 1 10 16 21 87 13 FARMER G GBR 20 6 8 13 22 66 *
Goal	29:24	4 : 2	KAZ	EQ	13	MIYANOV M	(1)	10 BEXULTAN Z On Ice KAZ 1 4 7 10 11 13 GBR 20 8 13 22 40 88

3rd Period

Action	Time	ET/Res	Team	Type	No.	Name	(G)	Name of Assistant(s) / Action Description
Goal	33:00	4 : 3	GBR	EQ	6	NICHOLSON K	(4)	22 le GALLOUDEC J On Ice KAZ 1 10 11 13 21 87 GBR 20 6 8 13 22 40
Penalty	35:49	37:49	GBR	2 min.	97	LAHAN D		- Tripping
Goal	37:57	5 : 3	KAZ	EQ	16	KARIPBAYEV K	(2)	On Ice KAZ 1 10 13 16 21 87 GBR 20 8 13 22 40 97
Goal	41:48	6 : 3	KAZ	EQ	10	BEXULTAN Z	(2)	11 SABIROV K On Ice KAZ 1 10 11 13 16 21 13 MIYANOV M GBR 20 6 13 18 22 66
Goal	43:01	7 : 3	KAZ	EQ	10	BEXULTAN Z	(3)	7 BONDARENKO D On Ice KAZ 1 4 7 10 11 87 GBR 20 6 18 28 33 88
Penalty	43:33	43:43	GBR	2 min.	13	FARMER G		- Holding an opponent
Goal	43:43	8 : 3	KAZ	PP1	10	BEXULTAN Z	(4)	16 KARIPBAYEV K On Ice KAZ 1 10 13 16 21 87 21 TOKTARBAYEV A GBR 20 8 22 40 89 *
GK	45:00		KAZ					1 MUKATOV B - Goalkeeper out
GK	45:00		GBR					20 HACKWORTH B - Goalkeeper out

Goalkeeper Records

Team : KAZ - Kazakhstan

Team : GBR - Great Britain

No.	Name	SOG	SVS	MIP	No.	Name	SOG	SVS	MIP
1	MUKATOV Beimbet	6	3	45:00	20	HACKWORTH Bryan	31	23	45:00
20	BASMANOV Oleg				31	HILL Nicole Jodi			



FRI 19 APR 2024

Start Time 11:00
End Time 12:47

Round Robin, Game 10



Game Statistics

Team : KAZ (Blue)

Head Coach : BIKSITOV Timur											Shots on Goal					Time on Ice								
No.	Pos.	Name	Gen	G	A	P	PIM	FO+	FO-	FO+/-	FO%	1	2	3	OT	TS	+/-	1	2	3	OT	TOT	SHF	AVG
10	D	BEXULTAN	M	4	2	6	0	1	0	1	100.00	2	3	4		9	+5	0:00	0:00	0:00		0:00	0	0:00
		Zhanibektarkhan (BP)																						
13	F	MIYANOV Maxat +A	M	1	1	2	0	0	0	0	0.00	0	3	2		5	+4	0:00	0:00	0:00		0:00	0	0:00
16	F	KARIPBAYEV Kuat +C	M	2	1	3	0	21	3	18	87.50	6	1	2		9	+4	0:00	0:00	0:00		0:00	0	0:00
21	F	TOKTARBAYEV Aidos +A	M	1	3	4	0	0	0	0	0.00	3	2	0		5	+3	0:00	0:00	0:00		0:00	0	0:00
87	D	AKHMETOV Almas	M	0	1	1	2	0	0	0	0.00	0	0	0		0	+2	0:00	0:00	0:00		0:00	0	0:00
4	D	SHORMANOV Sundet	M	0	0	0	0	0	0	0	0.00	0	0	0		0	+2	0:00	0:00	0:00		0:00	0	0:00
7	D	BONDARENKO Dmitriy	M	0	1	1	2	1	0	1	100.00	2	0	0		2	+2	0:00	0:00	0:00		0:00	0	0:00
11	F	SABIROV Kairat	M	0	1	1	0	9	10	-1	47.37	0	0	1		1	+2	0:00	0:00	0:00		0:00	0	0:00
14	D	BOKANOV Yerlik	M	0	0	0	0	0	0	0	0.00	0	0	0		0	0	0:00	0:00	0:00		0:00	0	0:00
73	F	PASKHALIDI Alexandr	M	0	0	0	0	0	0	0	0.00	0	0	0		0	0	0:00	0:00	0:00		0:00	0	0:00
1	GK	MUKATOV Beimbet	M	0	0	0	0					0	0	0		0								
20	GK	BASMANOV Oleg	M	0	0	0	0					0	0	0		0								
Total				8	10	18	4	32	13	19	71.11	13	9	9		31								

Team : GBR (White)

Head Coach : ASSINCK Peggy											Shots on Goal					Time on Ice								
No.	Pos.	Name	Gen	G	A	P	PIM	FO+	FO-	FO+/-	FO%	1	2	3	OT	TS	+/-	1	2	3	OT	TOT	SHF	AVG
6	F	NICHOLSON Karl +C	M	2	0	2	0	9	21	-12	30.00	0	1	1		2	-2	0:00	0:00	0:00		0:00	0	0:00
8	F	QUIRK Stacey	F	0	1	1	0	0	1	-1	0.00	0	0	0		0	-3	0:00	0:00	0:00		0:00	0	0:00
13	D	FARMER Gary +A	M	0	1	1	2	0	0	0	0.00	0	2	0		2	-2	0:00	0:00	0:00		0:00	0	0:00
22	D	le GALLOUDEC Jonathon +A (BP)	M	0	1	1	0	0	0	0	0.00	0	0	0		0	-5	0:00	0:00	0:00		0:00	0	0:00
40	F	SHAKESPEARE Callum	M	0	0	0	2	1	3	-2	25.00	0	0	0		0	-3	0:00	0:00	0:00		0:00	0	0:00
10	D	GREGORY Felicity	F	0	0	0	0	0	1	-1	0.00	0	0	0		0	0	0:00	0:00	0:00		0:00	0	0:00
28	D	COLQUITT Mark	M	0	0	0	0	0	0	0	0.00	0	0	0		0	-1	0:00	0:00	0:00		0:00	0	0:00
66	F	COUCH Shannon	F	0	0	0	0	0	0	0	0.00	0	0	0		0	-2	0:00	0:00	0:00		0:00	0	0:00
88	F	MELLOR John	M	0	0	0	0	0	1	-1	0.00	0	0	0		0	-3	0:00	0:00	0:00		0:00	0	0:00
89	D	BARKER Damien	M	0	0	0	0	0	2	-2	0.00	0	0	0		0	0	0:00	0:00	0:00		0:00	0	0:00
18	F	O'BRIEN Ben	M	1	0	1	0	0	0	0	0.00	0	1	0		1	-1	0:00	0:00	0:00		0:00	0	0:00
33	D	BROWN Paul	M	0	0	0	0	3	1	2	75.00	0	0	1		1	-2	0:00	0:00	0:00		0:00	0	0:00
97	F	LAHAN Dean	M	0	0	0	2	0	2	-2	0.00	0	0	0		0	-1	0:00	0:00	0:00		0:00	0	0:00
20	GK	HACKWORTH Bryan	M	0	0	0	0					0	0	0		0								
31	GK	HILL Nicole Jodi	F	0	0	0	0					0	0	0		0								
Total				3	3	6	6	13	32	-19	28.89	0	4	2		6								

Round Robin

R	Team	GP	W	OTW	OTL	L	GDF	GF : GA	PTS
1	NOR	3	3	0	0	0	+50	50 : 0	9
2	GER	3	3	0	0	0	+37	39 : 2	9
3	SWE	3	2	0	0	1	+9	15 : 6	6
4	KAZ	4	1	0	0	3	-15	10 : 25	3
5	FRA	3	0	1	0	2	-35	4 : 39	2
6	GBR	4	0	0	1	3	-46	6 : 52	1

	FRA	GBR	GER	KAZ	NOR	SWE
FRA	*****	3:2	FRI 19 APR 15:00	SAT 20 APR 11:00	0:25	1:12
GBR	2:3	*****	1:23	3:8	0:18	SAT 20 APR 15:00
GER	FRI 19 APR 15:00	23:1	*****	12:1	SAT 20 APR 19:00	4:0
KAZ	SAT 20 APR 11:00	8:3	1:12	*****	0:7	1:3
NOR	25:0	18:0	SAT 20 APR 19:00	7:0	*****	FRI 19 APR 19:00
SWE	12:1	SAT 20 APR 15:00	0:4	3:1	FRI 19 APR 19:00	*****



FRI 19 APR 2024

Start Time 11:00
End Time 12:47

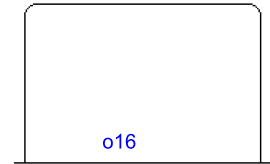
Legend:			
(G)	Goals in tournament	*	does not count for Plus/minus
+C	Captain	A	Assists
ET/Res	Penalty end time/Result of game	F	Female / Forward
FO+	Face-offs won	FO+/-	Face-offs net
GDF	Goal difference	Gen	Gender
GP	Games played	L	Losses
No.	Jersey number	OT	Overtime
P	Points	PIM	Penalties in minutes
PPG	Power play goals	PTS	Points
SHG	Shorthanded goals	SOG	Shots on goal
TS	Total shots	W	Wins
		+/-	Plus/minus net
		D	Defence
		FO-	Face-offs lost
		G	Goals
		GF	Goals for
		M	Male
		OTL	Overtime losses
		Pos.	Position
		R	Rank
		SVS	Saves
		+A	Assistant Captain
		EQ	Equal strength
		FO%	Face-offs won as percentage
		GA	Goals against
		GK	Goalkeeper
		MIP	Minutes in play (GK)
		OTW	Overtime wins
		PP1	Power play - 1 player
		SH1	Shorthanded - 1 player
		TPP	Time on power play

REVISED Revised to add Best Players (BP) for both Teams.



Shot Chart KAZ - GBR

Shots by KAZ
Goals (o): 1 SSG (+): 12
SSP (<): 1 SPG (-): 7



GK 20 of GBR



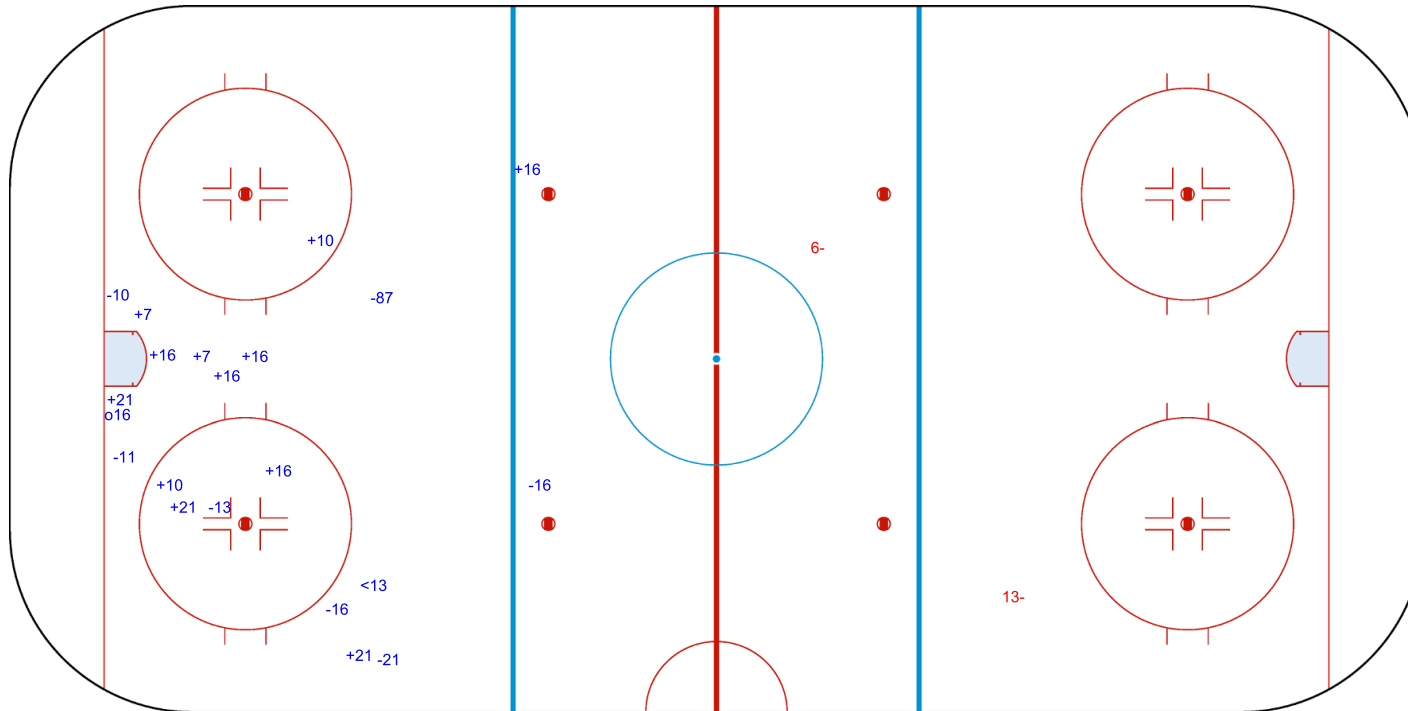
Period: 1



Shots by GBR
Goals (o): 0 SSG (+): 0
SSP (>): 0 SPG (-): 2



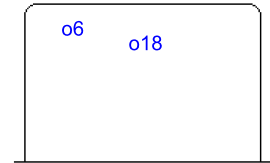
GK 1 of KAZ





Shots by GBR

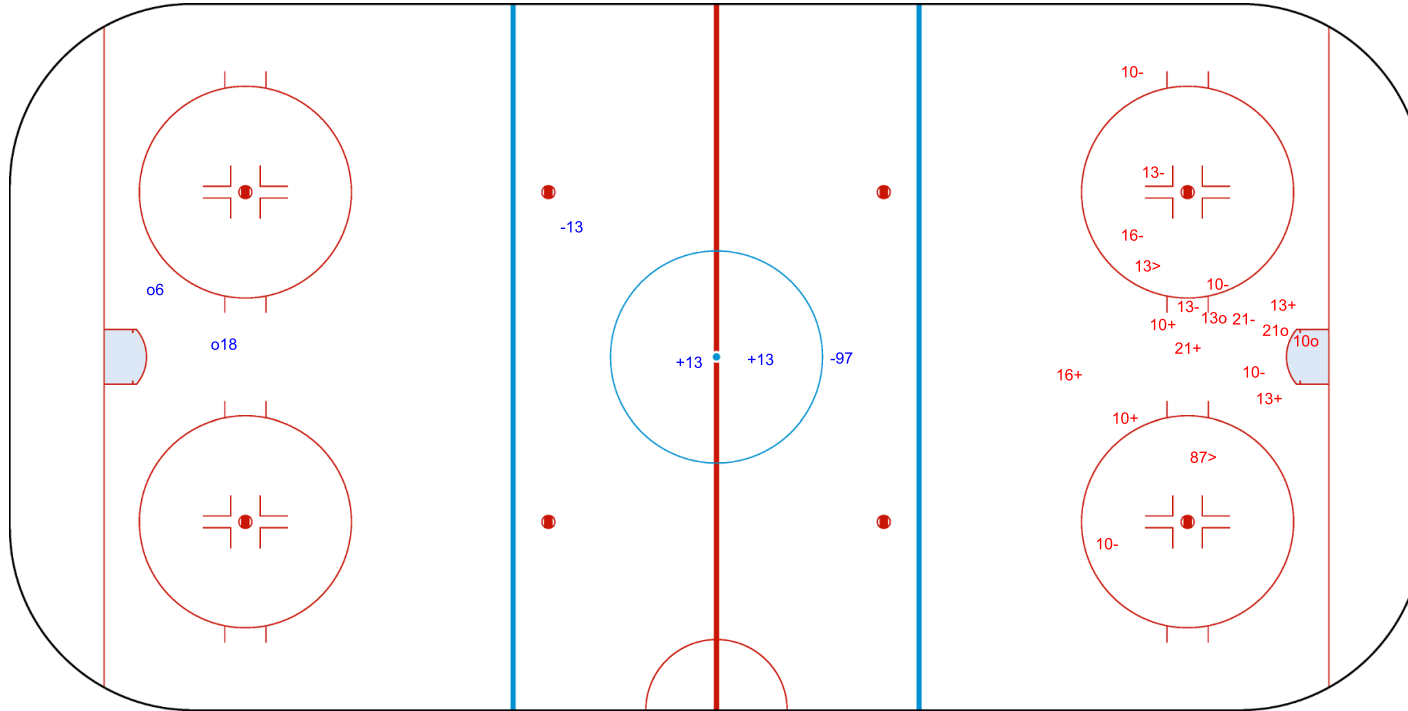
Goals (o): 2 SSG (+): 2
SSP (<): 0 SPG (-): 2



GK 1 of KAZ

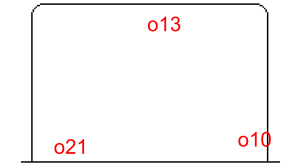


Period: 2



Shots by KAZ

Goals (o): 3 SSG (+): 6
SSP (>): 2 SPG (-): 8

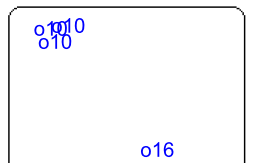


GK 20 of GBR



Shots by KAZ

Goals (o): 4 SSG (+): 5
SSP (<): 0 SPG (-): 9



GK 20 of GBR



Period: 3

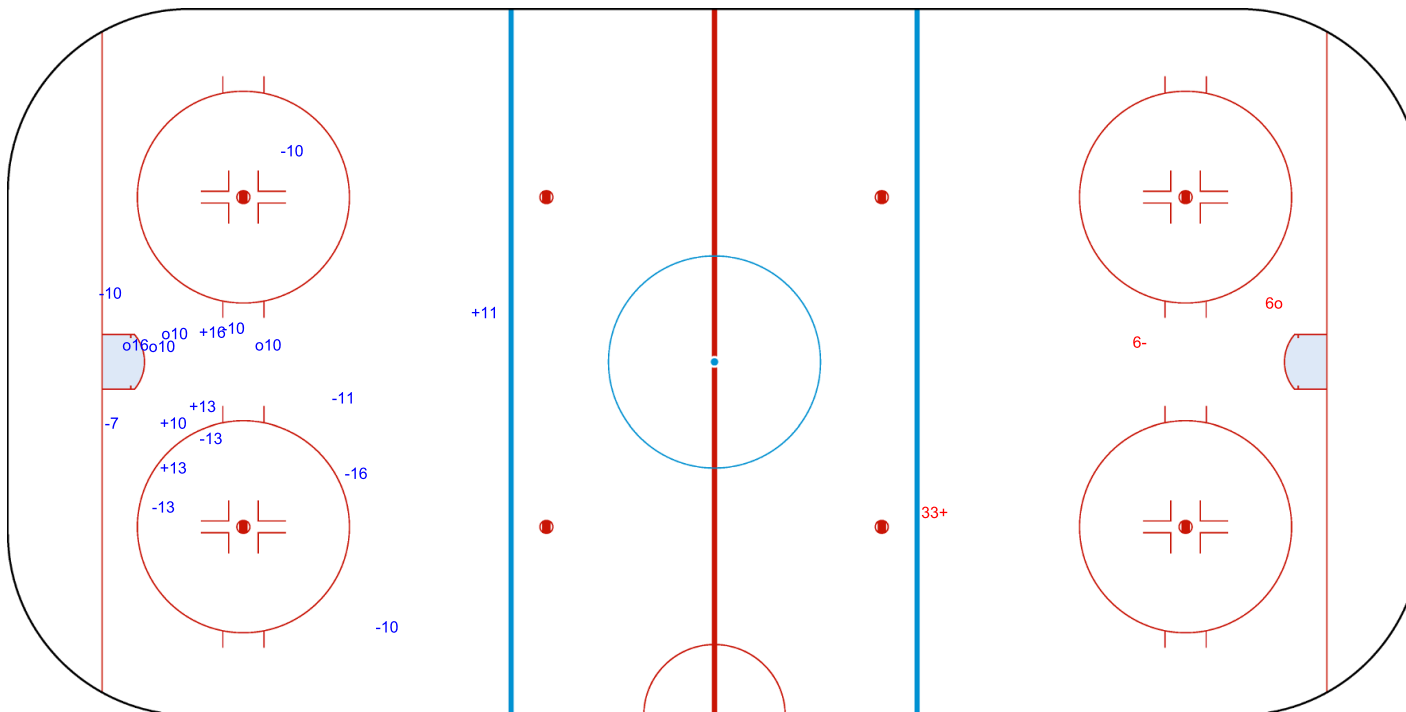


Shots by GBR

Goals (o): 1 SSG (+): 1
SSP (>): 0 SPG (-): 1



GK 1 of KAZ



Legend:	
GK Goalkeeper	SSP Shots saved by player
SPG Shots past goal	SSG Shots saved by goalkeeper



Face-off Chart
KAZ - GBR

PERIOD 1

	KAZ		GBR		KAZ		GBR		Total wins all zones
	Def. zone	Att. zone	Neutral zone	Neutral zone	Att. zone	Def. zone	Def. zone	Att. zone	
	+ 11	- 6	- 16	+ 6	- 11	+ 6			
	+ 10	- 6	+ 11	- 6	- 11	+ 33			
			+ 11	- 6	+ 16	- 6			
			+ 16	- 6	+ 16	- 6			
			+ 7	- 40	+ 16	- 6			
					- 11	+ 40			
					+ 16	- 6			
					+ 16	- 6			
					+ 16	- 6			
					+ 16	- 6			
					+ 11	- 6			
Total wins / period	2 / 100%	0 / 0%	4 / 80%	1 / 20%	7 / 70%	3 / 30%			KAZ 13 / 76% GBR 4 / 24%

PERIOD 2

	KAZ		GBR		KAZ		GBR		Total wins all zones
	Def. zone	Att. zone	Neutral zone	Neutral zone	Att. zone	Def. zone	Def. zone	Att. zone	
	+ 11	- 6	+ 16	- 6	+ 16	- 6			
			- 11	+ 6	+ 16	- 6			
			- 11	+ 33	+ 16	- 33			
			- 16	+ 6	+ 16	- 6			
			- 11	+ 6	+ 16	- 6			
			+ 16	- 6	- 16	+ 33			
			- 11	+ 6	+ 11	- 88			
Total wins / period	1 / 100%	0 / 0%	2 / 29%	5 / 71%	5 / 83%	1 / 17%			KAZ 8 / 57% GBR 6 / 43%

PERIOD 3

	KAZ		GBR		KAZ		GBR		Total wins all zones
	Def. zone	Att. zone	Neutral zone	Neutral zone	Att. zone	Def. zone	Def. zone	Att. zone	
	- 11	+ 6	+ 11	- 6	- 11	+ 6			
			+ 16	- 8	+ 16	- 97			
			+ 16	- 97	+ 16	- 6			
			+ 11	- 40	+ 16	- 89			
			+ 11	- 40					
			+ 16	- 6					
			- 11	+ 6					
			+ 16	- 89					
			+ 16	- 10					
Total wins / period	0 / 0%	1 / 100%	8 / 89%	1 / 11%	3 / 75%	1 / 25%			KAZ 11 / 79% GBR 3 / 21%

TOTAL

	KAZ		GBR		KAZ		GBR		Total wins all zones
	Def. zone	Att. zone	Neutral zone	Neutral zone	Att. zone	Def. zone	Def. zone	Att. zone	
Total wins / game	3 / 75%	1 / 25%	14 / 67%	7 / 33%	15 / 75%	5 / 25%			KAZ 32 / 71% GBR 13 / 29%



HEAD TO HEAD

		GBR												
No.	6	8	10	33	40	88	89	97	Tot	wins KAZ	Dz	Nz	Az	
KAZ	7				1 - 0				1	1 100%		1 100%		
	10	1 - 0							1	1 100%	1 100%			
	11	6 - 7			0 - 2	2 - 1	1 - 0		19	9 47%	2 67%	5 50%	2 33%	
	16	14 - 2	1 - 0	1 - 0	1 - 1			2 - 0	2 - 0	24	21 88%		8 80%	13 93%
	Tot	30	1	1	4	4	1	2	2	45	32 71%	3 75%	14 67%	15 75%
wins GBR	9 30%	0 0%	0 0%	3 75%	1 25%	0 0%	0 0%	0 0%	13 29%					
Dz	2 15%			2 67%	1 100%	0 0%	0 0%	0 0%	5 25%					
Nz	6 46%	0 0%	0 0%	1 100%	0 0%		0 0%	0 0%	7 33%					
Az	1 25%								1 25%					

Legend:	Az Attacking zone	Dz Defending zone	No. Jersey number	Nz Neutral zone	Tot. Total face-offs played
----------------	--------------------------	--------------------------	--------------------------	------------------------	------------------------------------



Game Roster

FRA - GER

Referee

LEGA Simone (ITA)

Linesmen

IWANIEC Przemyslaw (POL) , WARD Barney (GBR)

Goalkeepers

Team: FRA

No.	Name	Gen	GP	MIP	GA	SVS	SOG	SVS%	GAA
1	BLAVETTE Laurent	M	3	133:59	33	71	104	68.27	11.08
20	AKNIN Sofian	M	3	05:14	6	3	9	33.33	51.59

Team Roster

Team: FRA (Blue)

No.	Pos.	Name	Gen	GP	G	A	PTS	PIM	+/-
1	GK	BLAVETTE Laurent	M	3	0	0	0	0	
2	D	JOUENNE Yannick	M	3	0	0	0	0	-18
3	D	LEPLUMEY Jean Paul	M	3	0	0	0	8	-17
4	D	BATAILLE Pierre	M	3	0	0	0	2	-10
5	D	SIX Mael	M	3	0	0	0	2	-11
8	F	CADONNA Franck	M	3	1	0	1	0	-14
9	F	ALBERT Florentin	M	3	0	0	0	2	-16
10	F	FORGACS Nicolas	M	3	0	1	1	0	-13
11	F	PIERRE Francois	M	3	0	0	0	0	-7
13	F	LINIER Roland	M	3	2	0	2	2	-12
14	F	NAVARRO Nicolas	M	3	1	0	1	4	-11
17	F	DEMOL Charles	M	3	0	1	1	0	-11
18	F	LETROU Jeremy	M	3	0	0	0	0	-6
20	GK	AKNIN Sofian	M	3	0	0	0	0	

Head Coach: LEMETAIS David

Team: GER

No.	Name	Gen	GP	MIP	GA	SVS	SOG	SVS%	GAA
22	MUEHLHANS Veit	M	3	45:00	2	6	8	75.00	2.00
47	KUNST Simon	M	3	90:00	0	15	15	100.00	0.00

Team: GER (White)

No.	Pos.	Name	Gen	GP	G	A	PTS	PIM	+/-
6	D	RAEDLER Hugo	M	3	0	2	2	0	+17
7	D	UHLEMANN Lars	M	0	0	0	0	0	0
8	F	RENNHACK Frank	M	3	3	9	12	0	+16
9	F	REIMANN Leopold	M	2	1	1	2	0	+4
14	F	BUSSMANN Jano	M	3	3	3	6	2	+12
21	F	BETZ Steven	M	3	1	0	1	0	+3
22	GK	MUEHLHANS Veit	M	3	0	1	1	0	
33	F	KUHLI-LAUENSTEIN Ingo	M	3	4	2	6	2	+14
43	F	HERING Bernhard	M	3	10	6	16	4	+18
44	F	BRELAGE Jan Malte	M	3	0	4	4	2	+17
47	GK	KUNST Simon	M	3	0	0	0	0	
52	D	PABST Robert	M	3	1	7	8	0	+18
55	D	STUMPE Sven	M	3	0	2	2	4	+11
77	F	WEDDE Joerg	M	3	2	3	5	4	+9
83	D	PILZ Christian	M	2	1	0	1	0	+2
96	F	FELDERHOFF Benedikt	M	3	0	1	1	0	+5
97	F	SCHRADER Felix	M	3	13	8	21	2	+18

Head Coach: POKORNY Andreas

Legend:		
+/-	Plus/minus net	A Assists
G	Goals	GA Goals against
GK	Goalkeeper	GP Games played
No.	Jersey number	PIM Penalties in minutes
SOG	Shots on goal	SVS Saves
D	Defence	GAA Goals against as average per 45 minutes
M	Male	F Forward
Pos.	Position	Gen Gender
SVS%	Saves in percentage	MIP Minutes and seconds played
		PTS Points



Line-ups

FRA - GER

Referee

LEGA Simone (ITA)

Linesmen

IWANIEC Przemyslaw (POL) , WARD Barney (GBR)

Goalkeepers

Team: FRA

No.	Name	Gen
1	BLAVETTE Laurent	M
20	AKNIN Sofian	M

Team Line-ups

Team: FRA (Blue)

No.	Pos.	Name	Gen
2	D	JOUENNE Yannick +A	M
8	F	CADONNA Franck +C	M
13	F	LINIER Roland	M
17	F	DEMOL Charles	M
18	F	LETROU Jeremy	M
4	D	BATAILLE Pierre	M
5	D	SIX Mael	M
9	F	ALBERT Florentin	M
10	F	FORGACS Nicolas	M
14	F	NAVARRO Nicolas	M
3	D	LEPLUMEY Jean Paul	M
11	F	PIERRE Francois +A	M

Head Coach: LEMETAIS David

Team: GER

No.	Name	Gen
47	KUNST Simon	M
22	MUEHLHANS Veit	M

Team: GER (White)

No.	Pos.	Name	Gen
6	D	RAEDLER Hugo	M
52	D	PABST Robert	M
8	F	RENNHACK Frank +A	M
43	F	HERING Bernhard	M
55	D	STUMPE Sven	M
14	F	BUSSMANN Jano	M
33	F	KUHLI-LAUENSTEIN Ingo +A	M
44	F	BRELAGE Jan Malte +C	M
97	F	SCHRADER Felix	M
83	D	PILZ Christian	M
9	F	REIMANN Leopold	M
21	F	BETZ Steven	M
96	F	FELDERHOFF Benedikt	M

Head Coach: POKORNY Andreas

NOT DRESSED:

7	D	UHLEMANN Lars	M
77	F	WEDDE Joerg	M

Legend:

+A	Assistant Captain	+C	Captain	D	Defence	F	Forward
Gen	Gender	M	Male	No.	Jersey number	Pos.	Position



Graphical Line-ups

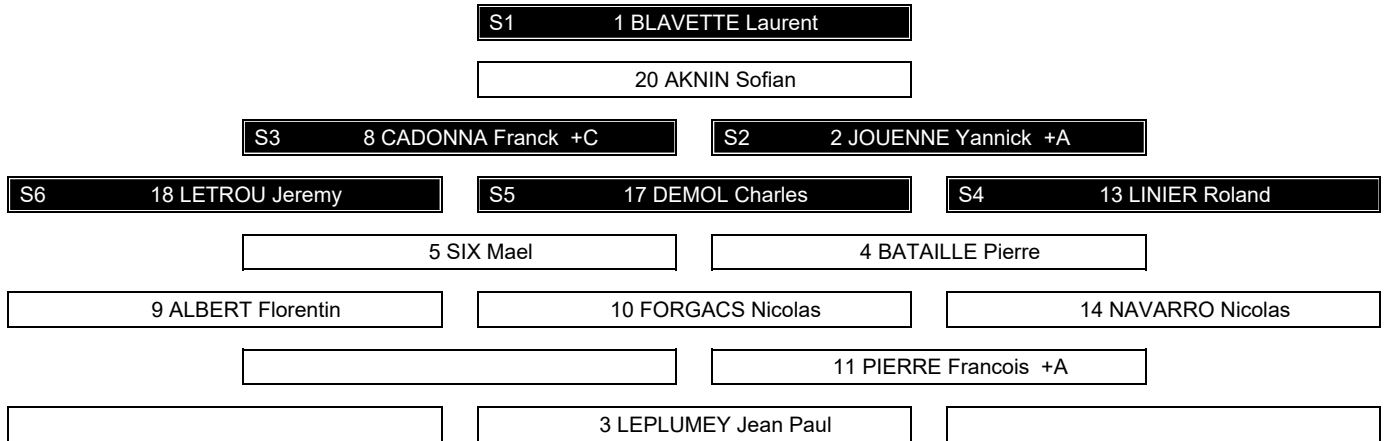
FRA - GER

Referee
LEGA Simone (ITA)

Linesmen
IWANIEC Przemyslaw (POL) , WARD Barney (GBR)


Team: FRA - France (Blue)

Head Coach: LEMETAIS David



Team: GER - Germany (White)

Head Coach: POKORNY Andreas



Legend:	+A Assistant Captain	+C Captain	Sn Starting position
----------------	-----------------------------	-------------------	-----------------------------



Game Summary

FRA - GER 0 - 18 (0 - 8 , 0 - 4 , 0 - 6)

Spectators	Referee	Linesmen
97	LEGA Simone (ITA)	IWANIEC Przemyslaw (POL) , WARD Barney (GBR)

Team Statistics

Period	Score	SVS	SOG	PIM	TPP	PPG	SHG
1	0 : 8	5 : 1	1 : 13	2 : 0	00:00 : 01:04	0 : 1	0 : 0
2	0 : 4	8 : 0	0 : 12	0 : 2	02:00 : 00:00	0 : 0	0 : 1
3	0 : 6	8 : 1	1 : 14	2 : 4	04:00 : 00:39	0 : 1	0 : 1
Total	0 : 18	21 : 2	2 : 39	4 : 6	06:00 : 01:43	0 : 2	0 : 2

1st Period

Action	Time	ET/Res	Team	Type	No.	Name	(G)	Name of Assistant(s) / Action Description
GK	00:00		GER		22	MUEHLHANS V		- Goalkeeper in
GK	00:00		FRA		1	BLAVETTE L		- Goalkeeper in
Goal	02:07	0 : 1	GER	EQ	55	STUMPE S	(1)	44 BRELAGÉ JM On Ice FRA 1 4 5 9 14 17 43 HERING B GER 22 8 43 44 55 96
Penalty	03:21	04:25	FRA	2 min.	14	NAVARRO N		- Teeing
Goal	04:25	0 : 2	GER	PP1	8	RENNHACK F	(4)	97 SCHRADER F On Ice FRA 1 5 8 13 17 * 52 PABST R GER 22 6 8 43 52 97
Goal	05:18	0 : 3	GER	EQ	44	BRELAGÉ JM	(1)	On Ice FRA 1 3 4 9 10 11 GER 22 9 21 44 55 83
Goal	05:28	0 : 4	GER	EQ	6	RAEDLER H	(1)	8 RENNHACK F On Ice FRA 1 2 3 13 17 18 52 PABST R GER 22 6 8 43 52 96
Goal	07:41	0 : 5	GER	EQ	97	SCHRADER F	(14)	14 BUSSMANN J On Ice FRA 1 2 8 9 14 17 33 KUHLI-LAUENSTEIN I GER 22 14 33 44 55 97
Goal	10:46	0 : 6	GER	EQ	97	SCHRADER F	(15)	33 KUHLI-LAUENSTEIN I On Ice FRA 1 3 5 8 13 17 14 BUSSMANN J GER 22 6 14 33 52 97
Goal	11:03	0 : 7	GER	EQ	44	BRELAGÉ JM	(2)	21 BETZ S On Ice FRA 1 4 5 9 10 14 9 REIMANN L GER 22 9 21 44 55 83
Goal	14:38	0 : 8	GER	EQ	97	SCHRADER F	(16)	On Ice FRA 1 4 5 14 17 18 GER 22 14 33 44 55 97

2nd Period

Action	Time	ET/Res	Team	Type	No.	Name	(G)	Name of Assistant(s) / Action Description
Goal	16:05	0 : 9	GER	EQ	43	HERING B	(11)	On Ice FRA 1 2 8 13 17 18 GER 22 6 8 43 52 96
Goal	16:31	0 : 10	GER	EQ	14	BUSSMANN J	(4)	33 KUHLI-LAUENSTEIN I On Ice FRA 1 4 5 9 10 14 97 SCHRADER F GER 22 14 33 44 55 97
Penalty	19:52	21:52	GER	2 min.	96	FELDERHOFF B		- Interference
Goal	21:42	0 : 11	GER	SH1	97	SCHRADER F	(17)	52 PABST R On Ice FRA 1 2 8 9 10 14 6 RAEDLER H GER 22 6 33 52 97
Goal	22:54	0 : 12	GER	EQ	44	BRELAGÉ JM	(3)	43 HERING B On Ice FRA 1 2 9 10 11 14 9 REIMANN L GER 22 8 43 44 55 96

3rd Period

Action	Time	ET/Res	Team	Type	No.	Name	(G)	Name of Assistant(s) / Action Description
Goal	31:08	0 : 13	GER	EQ	43	HERING B	(12)	52 PABST R On Ice FRA 1 2 8 13 17 18 96 FELDERHOFF B GER 22 6 8 43 52 96
Goal	32:11	0 : 14	GER	EQ	97	SCHRADER F	(18)	55 STUMPE S On Ice FRA 1 4 5 9 10 14 14 BUSSMANN J GER 22 14 33 44 55 97
Penalty	34:40	36:40	GER	2 min.	43	HERING B		- Holding an opponent
Penalty	36:41	37:20	FRA	2 min.	8	CADONNA F		- Tripping
Goal	37:20	0 : 15	GER	PP1	33	KUHLI-LAUENSTEIN I	(5)	8 RENNHACK F On Ice FRA 1 2 4 13 18 * 97 SCHRADER F GER 22 6 8 33 43 97
Penalty	39:47	41:47	GER	2 min.	21	BETZ S		- Teeing
Goal	40:55	0 : 16	GER	SH1	6	RAEDLER H	(2)	43 HERING B On Ice FRA 1 2 8 9 10 14 8 RENNHACK F GER 22 6 8 43 52
Goal	42:11	0 : 17	GER	EQ	97	SCHRADER F	(19)	44 BRELAGÉ JM On Ice FRA 1 3 4 5 13 17 14 BUSSMANN J GER 22 14 21 33 44 97



Action	Time	ET/Res	Team	Type	No.	Name	(G)	Name of Assistant(s) / Action Description
Goal	42:47	0 : 18	GER	EQ	21	BETZ S	(2)	52 PABST R On Ice FRA 1 2 9 10 11 14 33 KUHLI-LAUENSTEIN I GER 22 6 8 9 21 52
GK	45:00		FRA					1 BLAVETTE L - Goalkeeper out
GK	45:00		GER					22 MUEHLHANS V - Goalkeeper out

Goalkeeper Records

Team : FRA - France

Team : GER - Germany

No.	Name	SOG	SVS	MIP
1	BLAVETTE Laurent	39	21	45:00
20	AKNIN Sofian			

No.	Name	SOG	SVS	MIP
22	MUEHLHANS Veit	2	2	45:00
47	KUNST Simon			

Game Statistics

Team : FRA (Blue)

Head Coach : LEMETAIS David

No.	Pos.	Name	Gen	G	A	P	PIM	FO+	FO-	FO+/-	FO%	Shots on Goal				+/-	Time on Ice						
												1	2	3	OT		TS	1	2	3	OT	TOT	SHF
2	D	JOUENNE Yannick +A	M	0	0	0	0	0	0	0	0.00	0	0	0	0	-8	0:00	0:00	0:00	0:00	0:00	0	0:00
8	F	CADONNA Franck +C	M	0	0	0	2	0	0	0	0.00	0	0	1	1	-6	0:00	0:00	0:00	0:00	0:00	0	0:00
13	F	LINIER Roland	M	0	0	0	0	0	1	-1	0.00	0	0	0	0	-5	0:00	0:00	0:00	0:00	0:00	0	0:00
17	F	DEMOL Charles	M	0	0	0	0	7	12	-5	36.84	0	0	0	0	-8	0:00	0:00	0:00	0:00	0:00	0	0:00
18	F	LETROU Jeremy	M	0	0	0	0	0	0	0	0.00	0	0	0	0	-4	0:00	0:00	0:00	0:00	0:00	0	0:00
4	D	BATAILLE Pierre	M	0	0	0	0	0	0	0	0.00	0	0	0	0	-7	0:00	0:00	0:00	0:00	0:00	0	0:00
5	D	SIX Mael	M	0	0	0	0	0	0	0	0.00	0	0	0	0	-7	0:00	0:00	0:00	0:00	0:00	0	0:00
9	F	ALBERT Florentin	M	0	0	0	0	0	0	0	0.00	1	0	0	1	-10	0:00	0:00	0:00	0:00	0:00	0	0:00
10	F	FORGACS Nicolas (BP)	M	0	0	0	0	8	17	-9	32.00	0	0	0	0	-8	0:00	0:00	0:00	0:00	0:00	0	0:00
14	F	NAVARRO Nicolas	M	0	0	0	2	0	0	0	0.00	0	0	0	0	-10	0:00	0:00	0:00	0:00	0:00	0	0:00
3	D	LEPLUMEY Jean Paul	M	0	0	0	0	0	0	0	0.00	0	0	0	0	-4	0:00	0:00	0:00	0:00	0:00	0	0:00
11	F	PIERRE Francois +A	M	0	0	0	0	0	0	0	0.00	0	0	0	0	-3	0:00	0:00	0:00	0:00	0:00	0	0:00
1	GK	BLAVETTE Laurent	M	0	0	0	0					0	0	0	0								
20	GK	AKNIN Sofian	M	0	0	0	0					0	0	0	0								
Total				0	0	0	4	15	30	-15	33.33	1	0	1	2								

Team : GER (White)

Head Coach : POKORNY Andreas

No.	Pos.	Name	Gen	G	A	P	PIM	FO+	FO-	FO+/-	FO%	Shots on Goal				+/-	Time on Ice							
												1	2	3	OT		TS	1	2	3	OT	TOT	SHF	AVG
6	D	RAEDLER Hugo	M	2	1	3	0	0	0	0	0.00	1	0	1	2	+7	0:00	0:00	0:00	0:00	0:00	0	0:00	
8	F	RENNHACK Frank +A (BP)	M	1	3	4	0	18	3	15	85.71	1	2	0	3	+7	0:00	0:00	0:00	0:00	0:00	0	0:00	
43	F	HERING Bernhard	M	2	3	5	2	0	0	0	0.00	2	1	3	6	+6	0:00	0:00	0:00	0:00	0:00	0	0:00	
52	D	PABST Robert	M	0	5	5	0	0	0	0	0.00	0	1	0	1	+7	0:00	0:00	0:00	0:00	0:00	0	0:00	
14	F	BUSSMANN Jano	M	1	4	5	0	0	0	0	0.00	0	2	1	3	+6	0:00	0:00	0:00	0:00	0:00	0	0:00	
33	F	KUHLI-LAUENSTEIN Ingo +A	M	1	4	5	0	5	8	-3	38.46	1	0	2	3	+7	0:00	0:00	0:00	0:00	0:00	0	0:00	
44	F	BRELAGE Jan Malte +C	M	3	2	5	0	0	0	0	0.00	2	2	1	5	+9	0:00	0:00	0:00	0:00	0:00	0	0:00	
55	D	STUMPE Sven	M	1	1	2	0	0	0	0	0.00	1	0	0	1	+8	0:00	0:00	0:00	0:00	0:00	0	0:00	
97	F	SCHRADER Felix	M	6	3	9	0	0	0	0	0.00	3	1	3	7	+7	0:00	0:00	0:00	0:00	0:00	0	0:00	
9	F	REIMANN Leopold	M	0	2	2	0	0	0	0	0.00	0	0	0	0	+3	0:00	0:00	0:00	0:00	0:00	0	0:00	
21	F	BETZ Steven	M	1	1	2	2	7	4	3	63.64	1	0	2	3	+4	0:00	0:00	0:00	0:00	0:00	0	0:00	
83	D	PILZ Christian	M	0	0	0	0	0	0	0	0.00	1	1	0	2	+2	0:00	0:00	0:00	0:00	0:00	0	0:00	
96	F	FELDERHOFF Benedikt	M	0	1	1	2	0	0	0	0.00	0	2	1	3	+5	0:00	0:00	0:00	0:00	0:00	0	0:00	
22	GK	MUEHLHANS Veit	M	0	0	0	0					0	0	0	0									
47	GK	KUNST Simon	M	0	0	0	0					0	0	0	0									
Total				18	30	48	6	30	15	15	66.67	13	12	14	39									



Round Robin

R	Team	GP	W	OTW	OTL	L	GDF	GF : GA	PTS
1	GER	4	4	0	0	0	+55	57 : 2	12
2	NOR	3	3	0	0	0	+50	50 : 0	9
3	SWE	3	2	0	0	1	+9	15 : 6	6
4	KAZ	4	1	0	0	3	-15	10 : 25	3
5	FRA	4	0	1	0	3	-53	4 : 57	2
6	GBR	4	0	0	1	3	-46	6 : 52	1

	FRA	GBR	GER	KAZ	NOR	SWE
FRA	*****	3:2	0:18	SAT 20 APR 11:00	0:25	1:12
GBR	2:3	*****	1:23	3:8	0:18	SAT 20 APR 15:00
GER	18:0	23:1	*****	12:1	SAT 20 APR 19:00	4:0
KAZ	SAT 20 APR 11:00	8:3	1:12	*****	0:7	1:3
NOR	25:0	18:0	SAT 20 APR 19:00	7:0	*****	FRI 19 APR 19:00
SWE	12:1	SAT 20 APR 15:00	0:4	3:1	FRI 19 APR 19:00	*****

Legend:			
(G)	Goals in tournament	*	does not count for Plus/minus
+C	Captain	A	Assists
ET/Res	Penalty end time/Result of game	F	Forward
FO+	Face-offs won	FO+/-	Face-offs net
GDF	Goal difference	Gen	Gender
GP	Games played	L	Losses
No.	Jersey number	OT	Overtime
P	Points	PIM	Penalties in minutes
PPG	Power play goals	PTS	Points
SHG	Shorthanded goals	SOG	Shots on goal
TS	Total shots	W	Wins
		+/-	Plus/minus net
		D	Defence
		FO-	Face-offs lost
		G	Goals
		GF	Goals for
		M	Male
		OTL	Overtime losses
		Pos.	Position
		R	Rank
		SVS	Saves
		+A	Assistant Captain
		EQ	Equal strength
		FO%	Face-offs won as percentage
		GA	Goals against
		GK	Goalkeeper
		MIP	Minutes in play (GK)
		OTW	Overtime wins
		PP1	Power play - 1 player
		SH1	Shorthanded - 1 player
		TPP	Time on power play



Shot Chart FRA - GER

Shots by FRA
Goals (o): 0
SSP (<): 0
SSG (+): 1
SPG (-): 0



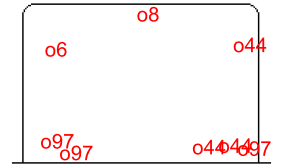
GK 22 of GER



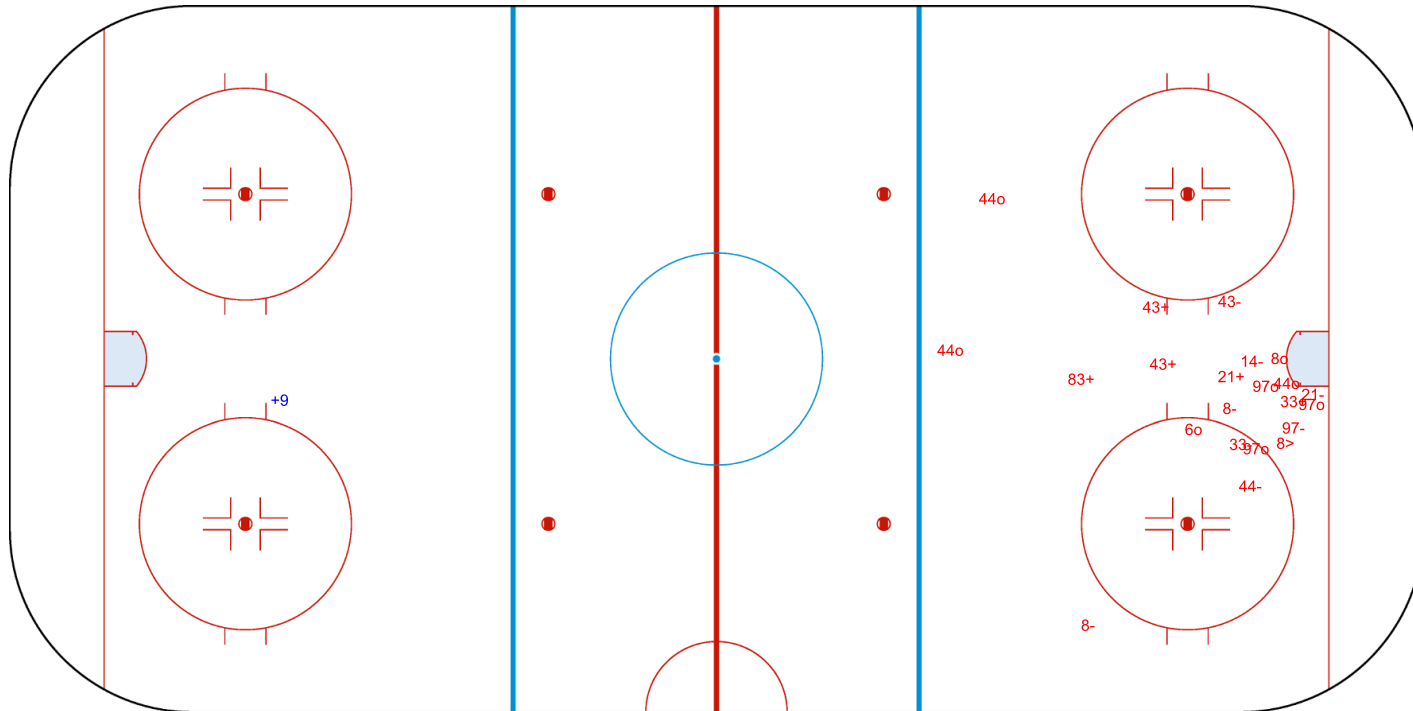
Period: 1



Shots by GER
Goals (o): 8
SSP (>): 1
SSG (+): 5
SPG (-): 8



GK 1 of FRA





Shots by GER

Goals (o): 4 SSG (+): 8
SSP (<): 1 SPG (-): 12

o43

o47

o14

GK 1 of FRA

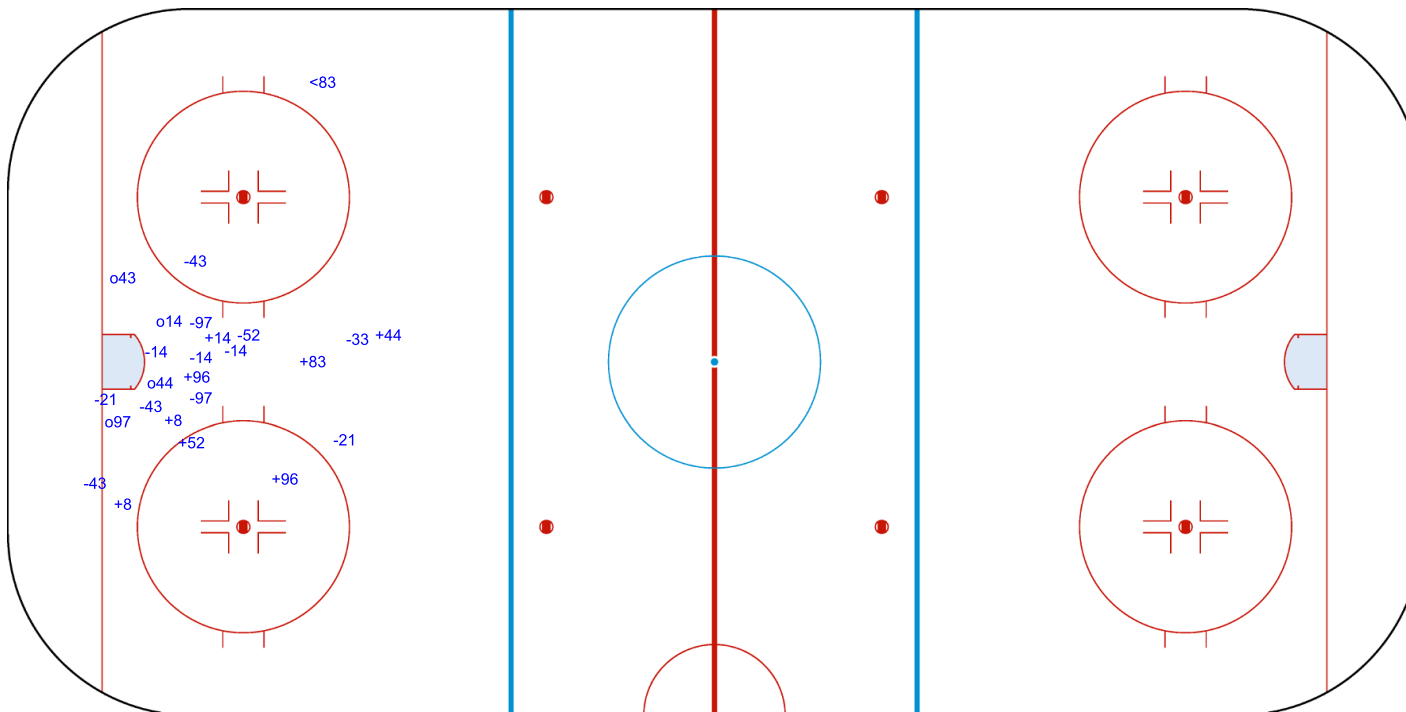


Period: 2



Shots by FRA

Goals (o): 0 SSG (+): 0
SSP (>): 0 SPG (-): 0



GK 22 of GER



Shots by FRA
Goals (o): 0
SSP (<): 0
SSG (+): 1
SPG (-): 3




GK 22 of GER



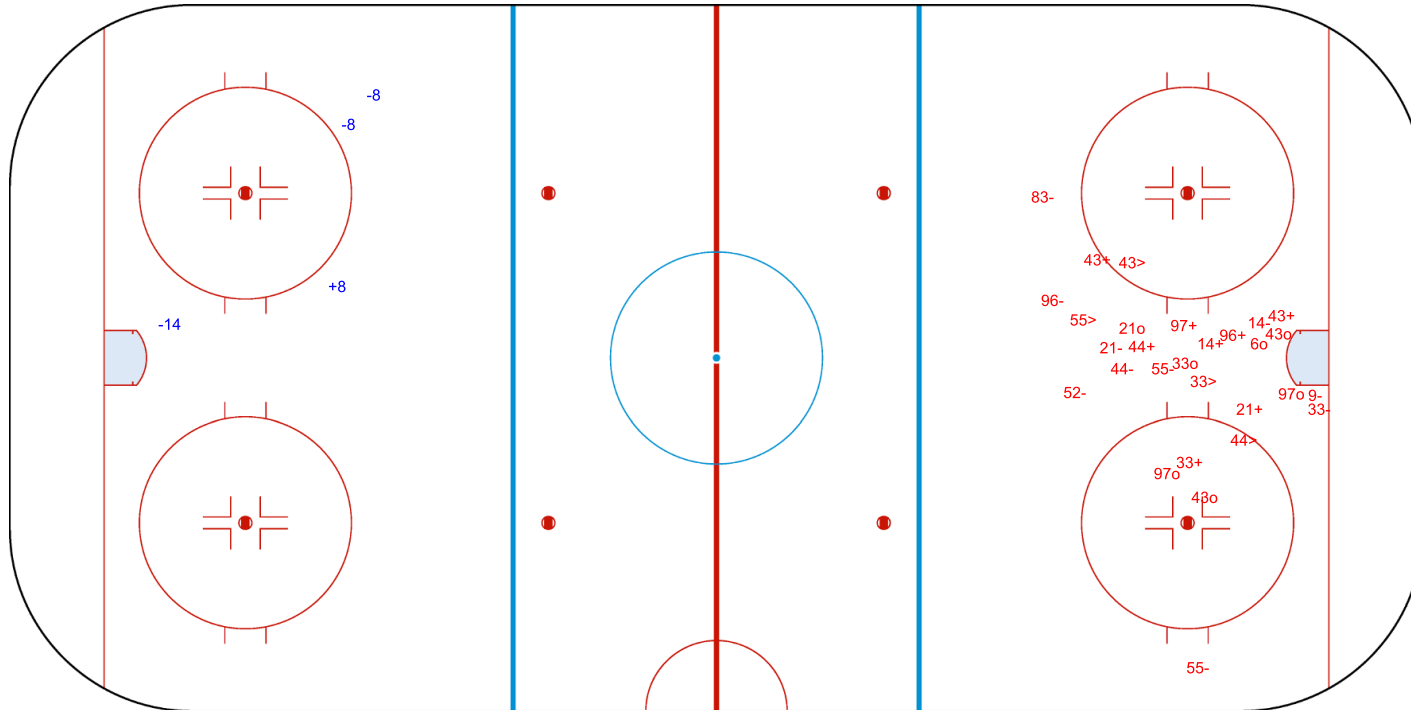
Period: 3



Shots by GER
Goals (o): 6
SSP (>): 4
SSG (+): 8
SPG (-): 10



GK 1 of FRA



Legend:	
GK	Goalkeeper
SPG	Shots past goal
SSG	Shots saved by goalkeeper
SSP	Shots saved by player



Face-off Chart
FRA - GER

PERIOD 1

FRA	GER	FRA	GER	FRA	GER
Def. zone	Att. zone	Neutral zone		Att. zone	Def. zone
+ 10	- 33	- 17	+ 8	- 17	+ 33
+ 17	- 21	- 10	+ 33		
- 10	+ 8	- 10	+ 21		
- 10	+ 8	- 17	+ 8		
		- 17	+ 8		
		- 10	+ 21		
		+ 17	- 33		
		+ 10	- 21		
		- 10	+ 21		
		+ 17	- 33		

Total wins
all zones

Total wins / period

2 / 50%	2 / 50%	3 / 30%	7 / 70%	0 / 0%	1 / 100%	FRA	GER
						5 / 33%	10 / 67%

PERIOD 2

FRA	GER	FRA	GER	FRA	GER
Def. zone	Att. zone	Neutral zone		Att. zone	Def. zone
- 10	+ 33	- 17	+ 8	- 10	+ 8
- 10	+ 33	- 10	+ 33		
- 17	+ 21	+ 10	- 33		
- 10	+ 8	+ 10	- 8		
+ 17	- 33	+ 17	- 33		
- 10	+ 21	- 10	+ 8		
- 13	+ 8				

Total wins
all zones

Total wins / period

1 / 14%	6 / 86%	3 / 50%	3 / 50%	0 / 0%	1 / 100%	FRA	GER
						4 / 29%	10 / 71%

PERIOD 3

FRA	GER	FRA	GER	FRA	GER
Def. zone	Att. zone	Neutral zone		Att. zone	Def. zone
- 17	+ 8	- 17	+ 8	+ 10	- 8
- 10	+ 8	+ 10	- 33	+ 10	- 8
- 17	+ 8	- 17	+ 21	- 10	+ 8
- 17	+ 8	- 10	+ 8		
- 17	+ 8	+ 17	- 21		
		+ 17	- 33		
		+ 10	- 21		
		- 10	+ 21		

Total wins
all zones

Total wins / period

0 / 0%	5 / 100%	4 / 50%	4 / 50%	2 / 67%	1 / 33%	FRA	GER
						6 / 38%	10 / 62%

TOTAL

FRA	GER	FRA	GER	FRA	GER
Def. zone	Att. zone	Neutral zone		Att. zone	Def. zone
3	13	10	14	2	3
19%	81%	42%	58%	40%	60%

Total wins
all zones

Total wins / game

15 / 33%	30 / 67%
----------	----------



HEAD TO HEAD

		GER							
	No.	8	21	33	Tot	wins FRA	Dz	Nz	Az
FRA	10	3 - 8	2 - 5	3 - 4	25	8 32%	1 13%	5 38%	2 50%
	13	0 - 1			1	0 0%	0 0%		
	17	0 - 9	2 - 2	5 - 1	19	7 37%	2 29%	5 45%	0 0%
	Tot	21	11	13	45	15 33%	3 19%	10 42%	2 40%
	wins GER	18 86%	7 64%	5 38%	30 67%				
	Dz	2 50%		1 100%	3 60%				
	Nz	7 88%	5 63%	2 25%	14 58%				
	Az	9 100%	2 67%	2 50%	13 81%				

Legend:									
Az	Attacking zone	Dz	Defending zone	No.	Jersey number	Nz	Neutral zone	Tot.	Total face-offs played



Game Roster

NOR - SWE

Referee

FERGENBAUM Matt (CAN)

Goalkeepers

Team: NOR

No.	Name	Gen	GP	MIP	GA	SVS	SOG	SVS%	GAA
25	SUNDT Andreas	M	3	75:00	0	7	7	100.00	0.00
81	HAUGEN Erik	M	3	60:00	0	4	4	100.00	0.00

Team Roster

Team: NOR (White)

No.	Pos.	Name	Gen	GP	G	A	PTS	PIM	+/-
6	F	KIRSTISTUEN Emil	M	3	0	3	3	0	+7
9	D	VARNES Morten	M	3	6	4	10	2	+14
16	D	NORDSTOGA Knut Andre	M	3	4	4	8	0	+20
17	F	SOLBERG Loyd Remi Pallander	M	3	5	14	19	2	+25
20	F	HAMRE Martin	M	3	2	6	8	4	+11
22	D	BAKKE Audun	M	3	9	10	19	0	+24
23	D	KLAKEGG Jan Roger	M	1	1	5	6	0	+11
25	GK	SUNDT Andreas	M	3	0	0	0	0	
26	F	KRONBERG Viktor	M	3	1	5	6	0	+13
28	F	KRISTOFFERSEN Emil	M	2	0	1	1	0	+2
33	F	SKOLBEKKEN Martin Bakkejord	M	3	1	8	9	4	+21
35	F	GROESFJELD Martin	M	3	0	2	2	0	+8
69	F	OEVERLI Fabian Cruickshank	M	3	1	3	4	0	+13
71	F	OISETH Ola	M	3	13	11	24	0	+23
81	GK	HAUGEN Erik	M	3	0	0	0	0	
91	F	LYNGROTH Alexander	M	3	7	7	14	2	+12

Head Coach: DAHLSTROM Ole Eskild

Linesmen

O'ROURKE Ryan (CAN) , WIEST Alexander (ITA)

Team: SWE

No.	Name	Gen	GP	MIP	GA	SVS	SOG	SVS%	GAA
5	NILSSON Ulf	M	3	90:00	5	23	28	82.14	2.50
24	JANSSON Dennis	M	3	45:00	1	3	4	75.00	1.00

Team: SWE (Blue)

No.	Pos.	Name	Gen	GP	G	A	PTS	PIM	+/-
5	GK	NILSSON Ulf	M	3	0	0	0	0	
6	D	NILSSON Peter	M	3	5	4	9	2	+3
7	F	SZEPLAKY Elliot	M	3	0	2	2	0	+4
9	D	LILJEBAEK Hugo	M	3	1	10	11	0	+5
10	F	MENG Robin	M	3	2	2	4	2	0
15	F	PERSSON Caroline	F	2	1	0	1	2	+1
18	D	OJALA Peter	M	3	2	0	2	0	+1
22	F	DAHLSTEDT Robin	M	3	0	0	0	0	+1
23	F	EKLUND Magnus	M	3	0	2	2	0	+4
24	GK	JANSSON Dennis	M	3	0	0	0	0	
37	D	STRANDMARK Johan	M	3	0	0	0	0	0
68	F	LOPEZ Markus	M	3	4	7	11	2	+4

Head Coach: LAHTINEN Timo

Legend:		
+/- Plus/minus net	A Assists	D Defence
G Goals	GA Goals against	GAA Goals against as average per 45 minutes
GK Goalkeeper	GP Games played	M Male
No. Jersey number	PIM Penalties in minutes	Pos. Position
SOG Shots on goal	SVS Saves	SVS% Saves in percentage
		F Female / Forward
		Gen Gender
		MIP Minutes and seconds played
		PTS Points



Line-ups

NOR - SWE

Referee

FERGENBAUM Matt (CAN)

Linesmen

O'ROURKE Ryan (CAN) , WIEST Alexander (ITA)

Goalkeepers

Team: NOR

No.	Name	Gen
25	SUNDT Andreas	M
81	HAUGEN Erik	M

Team Line-ups

Team: NOR (White)

No.	Pos.	Name	Gen
9	D	VARNES Morten	M
16	D	NORDSTOGA Knut Andre +A	M
17	F	SOLBERG Loyd Remi Pallander	M
33	F	SKOLBEKKEN Martin Bakkejord	M
71	F	OISETH Ola +C	M
22	D	BAKKE Audun	M
23	D	KLAKEGG Jan Roger	M
20	F	HAMRE Martin	M
26	F	KRONBERG Viktor	M
91	F	LYNGROTH Alexander +A	M
28	F	KRISTOFFERSEN Emil	M
35	F	GROESFJELD Martin	M
69	F	OEVERLI Fabian Cruickshank	M

Head Coach: DAHLSTROM Ole Eskild

NOT DRESSED:

6	F	KIRSTISTUEN Emil	M
---	---	------------------	---

Team: SWE

No.	Name	Gen
5	NILSSON Ulf	M
24	JANSSON Dennis	M

Team: SWE (Blue)

No.	Pos.	Name	Gen
6	D	NILSSON Peter +A	M
9	D	LILJEBAEK Hugo	M
7	F	SZEPLAKY Elliot	M
10	F	MENG Robin +A	M
15	F	PERSSON Caroline	F
18	D	OJALA Peter +C	M
37	D	STRANDMARK Johan	M
22	F	DAHLSTEDT Robin	M
23	F	EKLUND Magnus	M
68	F	LOPEZ Markus	M

Head Coach: LAHTINEN Timo

Legend:

+A	Assistant Captain	+C	Captain	D	Defence	F	Female / Forward
Gen	Gender	M	Male	No.	Jersey number	Pos.	Position



Graphical Line-ups

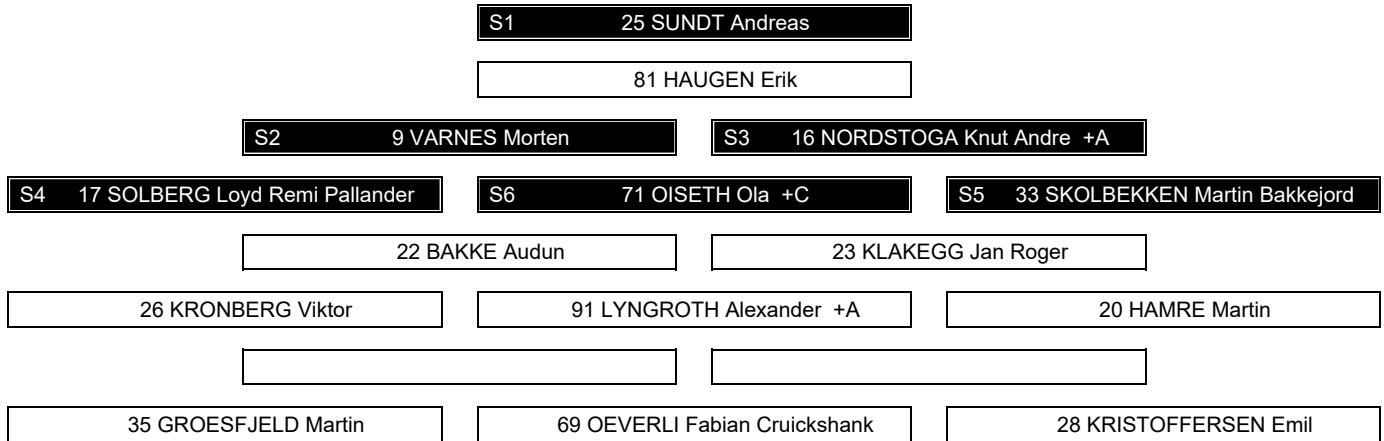
NOR - SWE

Referee
FERGENBAUM Matt (CAN)

Linesmen
O'ROURKE Ryan (CAN) , WIEST Alexander (ITA)

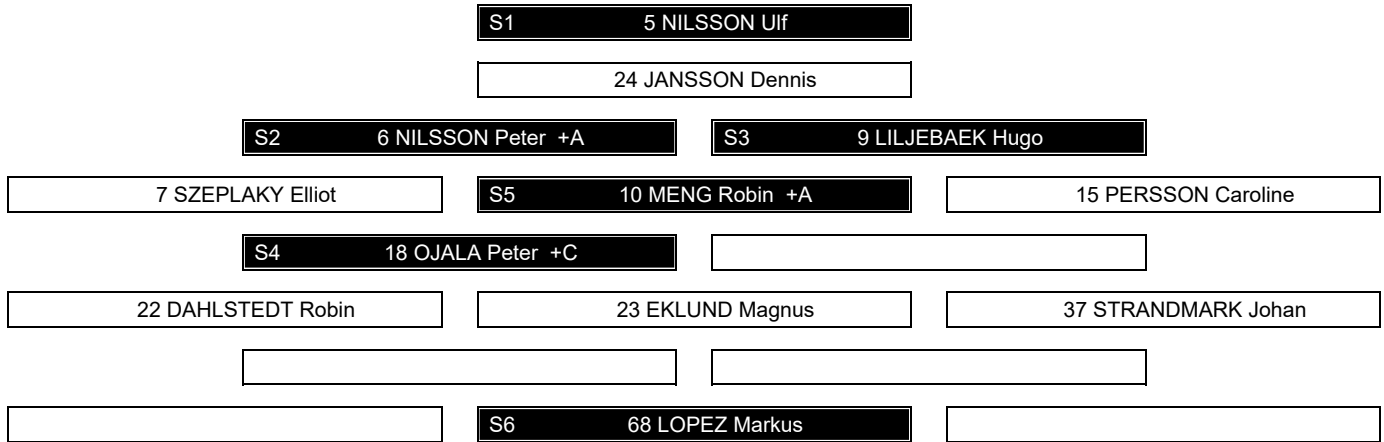
Team: NOR - Norway (White)

Head Coach: DAHLSTROM Ole Eskild



Team: SWE - Sweden (Blue)

Head Coach: LAHTINEN Timo



Legend:	+A Assistant Captain	+C Captain	Sn Starting position
----------------	-----------------------------	-------------------	-----------------------------



Game Summary

NOR - SWE 3 - 0 (0 - 0 , 3 - 0 , 0 - 0)

Spectators	Referee	Linesmen
311	FERGENBAUM Matt (CAN)	O'ROURKE Ryan (CAN) , WIEST Alexander (ITA)

Team Statistics

Period	Score	SVS	SOG	PIM	TPP	PPG	SHG
1	0 : 0	1 : 8	8 : 1	0 : 4	04:00 : 00:00	0 : 0	0 : 0
2	3 : 0	5 : 5	8 : 5	4 : 2	00:40 : 03:43	1 : 0	0 : 0
3	0 : 0	3 : 7	7 : 3	2 : 0	00:00 : 02:00	0 : 0	0 : 0
Total	3 : 0	9 : 20	23 : 9	6 : 6	04:40 : 05:43	1 : 0	0 : 0

1st Period

Action	Time	ET/Res	Team	Type	No.	Name	(G) Name of Assistant(s) / Action Description
GK	00:00		SWE		5	NILSSON U	- Goalkeeper in
GK	00:00		NOR		25	SUNDT A	- Goalkeeper in
Penalty	07:03	09:03	SWE	2 min.	18	OJALA P	- Teeing
Penalty	10:54	12:54	SWE	2 min.	9	LILJEBAEK H	- Tripping

2nd Period

Action	Time	ET/Res	Team	Type	No.	Name	(G) Name of Assistant(s) / Action Description
Goal	16:41	1 : 0	NOR	EQ	22	BAKKE A	(10) 33 SKOLBEKKEN MB On Ice NOR 25 17 22 23 33 71 SWE 5 6 9 10 18 68
Penalty	19:10	21:10	NOR	2 min.	20	HAMRE M	- Teeing
Goal	22:43	2 : 0	NOR	EQ	22	BAKKE A	(11) 71 OISETH O On Ice NOR 25 17 22 23 33 71 SWE 5 6 9 10 37 68
Penalty	24:23	26:23	NOR	2 min.	-	Team penalty	- Too Many Players / Served by: 33 SKOLBEKKEN MB
Penalty	26:06	27:03	SWE	2 min.	18	OJALA P	- Interference
Goal	27:03	3 : 0	NOR	PP1	9	VARNES M	(7) 71 OISETH O On Ice NOR 25 9 17 22 71 91 SWE 5 6 7 10 68

3rd Period

Action	Time	ET/Res	Team	Type	No.	Name	(G) Name of Assistant(s) / Action Description
Penalty	35:14	37:14	NOR	2 min.	9	VARNES M	- Roughing
GK	45:00		NOR				25 SUNDT A - Goalkeeper out
GK	45:00		SWE				5 NILSSON U - Goalkeeper out

Goalkeeper Records

Team : NOR - Norway

Team : SWE - Sweden

No.	Name	SOG	SVS	MIP
25	SUNDT Andreas	9	9	45:00
81	HAUGEN Erik			
5	NILSSON Ulf	23	20	45:00
24	JANSSON Dennis			

Game Statistics

Team : NOR (White)											Shots on Goal				Time on Ice									
No.	Pos.	Name	Gen	G	A	P	PIM	FO+	FO-	FO+/-	FO%	1	2	3	OT	TS	+/-	1	2	3	OT	TOT	SHF	AVG
9	D	VARNES Morten	M	1	0	1	2	0	0	0	0.00	2	1	1		4	0	0:00	0:00	0:00		0:00	0	0:00
16	D	NORDSTOGA Knut Andre +A	M	0	0	0	0	0	0	0	0.00	1	0	2		3	0	0:00	0:00	0:00		0:00	0	0:00
17	F	SOLBERG Loyd Remi Pallander	M	0	0	0	0	0	0	0	0.00	0	0	1		1	+2	0:00	0:00	0:00		0:00	0	0:00
33	F	SKOLBEKKEN Martin Bakkejord	M	0	1	1	0	0	0	0	0.00	1	1	0		2	+2	0:00	0:00	0:00		0:00	0	0:00
71	F	OISETH Ola +C	M	0	2	2	0	14	5	9	73.68	3	2	3		8	+2	0:00	0:00	0:00		0:00	0	0:00
20	F	HAMRE Martin	M	0	0	0	2	0	0	0	0.00	0	1	0		1	0	0:00	0:00	0:00		0:00	0	0:00
22	D	BAKKE Audun (BP)	M	2	1	3	0	0	0	0	0.00	0	2	0		2	+2	0:00	0:00	0:00		0:00	0	0:00
23	D	KLAKEGG Jan Roger	M	0	0	0	0	0	0	0	0.00	0	0	0		0	+2	0:00	0:00	0:00		0:00	0	0:00
26	F	KRONBERG Viktor	M	0	0	0	0	1	1	0	50.00	1	0	0		1	0	0:00	0:00	0:00		0:00	0	0:00
91	F	LYNGROTH Alexander +A	M	0	0	0	0	5	4	1	55.56	0	1	0		1	0	0:00	0:00	0:00		0:00	0	0:00
28	F	KRISTOFFERSEN Emil	M	0	0	0	0	0	0	0	0.00	0	0	0		0	0	0:00	0:00	0:00		0:00	0	0:00



FRI 19 APR 2024

Start Time 19:00
End Time 20:42

Round Robin, Game 12



Head Coach : DAHLSTROM Ole Eskild											Shots on Goal					Time on Ice							
No.	Pos.	Name	Gen	G	A	P	PIM	FO+	FO-FO+/-	FO%	1	2	3	OT	TS	+/-	1	2	3	OT	TOT	SHF	AVG
35	F	GROESFJELD Martin	M	0	0	0	0	1	1	0	50.00	0	0	0	0	0	0:00	0:00	0:00	0:00	0:00	0	0:00
69	F	OEVERLI Fabian Cruickshank	M	0	0	0	0	0	0	0	0.00	0	0	0	0	0	0:00	0:00	0:00	0:00	0:00	0	0:00
25	GK	SUNDT Andreas	M	0	0	0	0					0	0	0	0								
81	GK	HAUGEN Erik	M	0	0	0	0					0	0	0	0								
Total				3	4	7	4	21	11	10	65.63	8	8	7	23								

Team : SWE (Blue)																								
Head Coach : LAHTINEN Timo											Shots on Goal					Time on Ice								
No.	Pos.	Name	Gen	G	A	P	PIM	FO+	FO-FO+/-	FO%	1	2	3	OT	TS	+/-	1	2	3	OT	TOT	SHF	AVG	
6	D	NILSSON Peter +A	M	0	0	0	0	0	0	0.00	1	2	1		4	-2	0:00	0:00	0:00		0:00	0	0:00	
7	F	SZEPLAKY Elliot	M	0	0	0	0	0	0	0.00	0	0	0		0	0	0:00	0:00	0:00		0:00	0	0:00	
9	D	LILJEBAEK Hugo (BP)	M	0	0	0	2	0	1	-1	0.00	0	0	1		1	-2	0:00	0:00	0:00		0:00	0	0:00
10	F	MENG Robin +A	M	0	0	0	0	0	0	0.00	0	0	0		0	-2	0:00	0:00	0:00		0:00	0	0:00	
15	F	PERSSON Caroline	F	0	0	0	0	0	0	0.00	0	0	0		0	0	0:00	0:00	0:00		0:00	0	0:00	
18	D	OJALA Peter +C	M	0	0	0	4	0	0	0.00	0	0	0		0	-1	0:00	0:00	0:00		0:00	0	0:00	
22	F	DAHLSTEDT Robin	M	0	0	0	0	0	0	0.00	0	0	0		0	0	0:00	0:00	0:00		0:00	0	0:00	
23	F	EKLUND Magnus	M	0	0	0	0	0	0	0.00	0	0	0		0	0	0:00	0:00	0:00		0:00	0	0:00	
37	D	STRANDMARK Johan	M	0	0	0	0	0	0	0.00	0	0	0		0	-1	0:00	0:00	0:00		0:00	0	0:00	
68	F	LOPEZ Markus	M	0	0	0	0	11	20	-9	35.48	0	3	1		4	-2	0:00	0:00	0:00		0:00	0	0:00
5	GK	NILSSON Ulf	M	0	0	0	0				0	0	0		0									
24	GK	JANSSON Dennis	M	0	0	0	0				0	0	0		0									
Total				0	0	0	6	11	21	-10	34.38	1	5	3	9									

Round Robin

R	Team	GP	W	OTW	OTL	L	GDF	GF : GA	PTS
1	GER	4	4	0	0	0	+55	57 : 2	12
2	NOR	4	4	0	0	0	+53	53 : 0	12
3	SWE	4	2	0	0	2	+6	15 : 9	6
4	KAZ	4	1	0	0	3	-15	10 : 25	3
5	FRA	4	0	1	0	3	-53	4 : 57	2
6	GBR	4	0	0	1	3	-46	6 : 52	1

	FRA	GBR	GER	KAZ	NOR	SWE
FRA	*****	3:2	0:18	SAT 20 APR 11:00	0:25	1:12
GBR	2:3	*****	1:23	3:8	0:18	SAT 20 APR 15:00
GER	18:0	23:1	*****	12:1	SAT 20 APR 19:00	4:0
KAZ	SAT 20 APR 11:00	8:3	1:12	*****	0:7	1:3
NOR	25:0	18:0	SAT 20 APR 19:00	7:0	*****	3:0
SWE	12:1	SAT 20 APR 15:00	0:4	3:1	0:3	*****

Legend:			
(G) Goals in tournament	* does not count for Plus/minus	+/- Plus/minus net	+A Assistant Captain
+C Captain	A Assists	D Defence	EQ Equal strength
ET/Res Penalty end time/Result of game	F Female / Forward	FO- Face-offs lost	FO% Face-offs won as percentage
FO+ Face-offs won	FO+/- Face-offs net	G Goals	GA Goals against
GDF Goal difference	Gen Gender	GF Goals for	GK Goalkeeper
GP Games played	L Losses	M Male	MIP Minutes in play (GK)
No. Jersey number	OT Overtime	OTL Overtime losses	OTW Overtime wins
P Points	PIM Penalties in minutes	Pos. Position	PP1 Power play - 1 player
PPG Power play goals	PTS Points	R Rank	SHG Shorthanded goals
SOG Shots on goal	SVS Saves	TPP Time on power play	TS Total shots
W Wins			



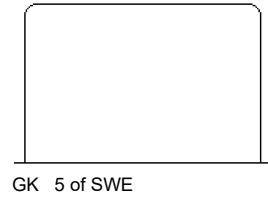
Shot Chart
NOR - SWE



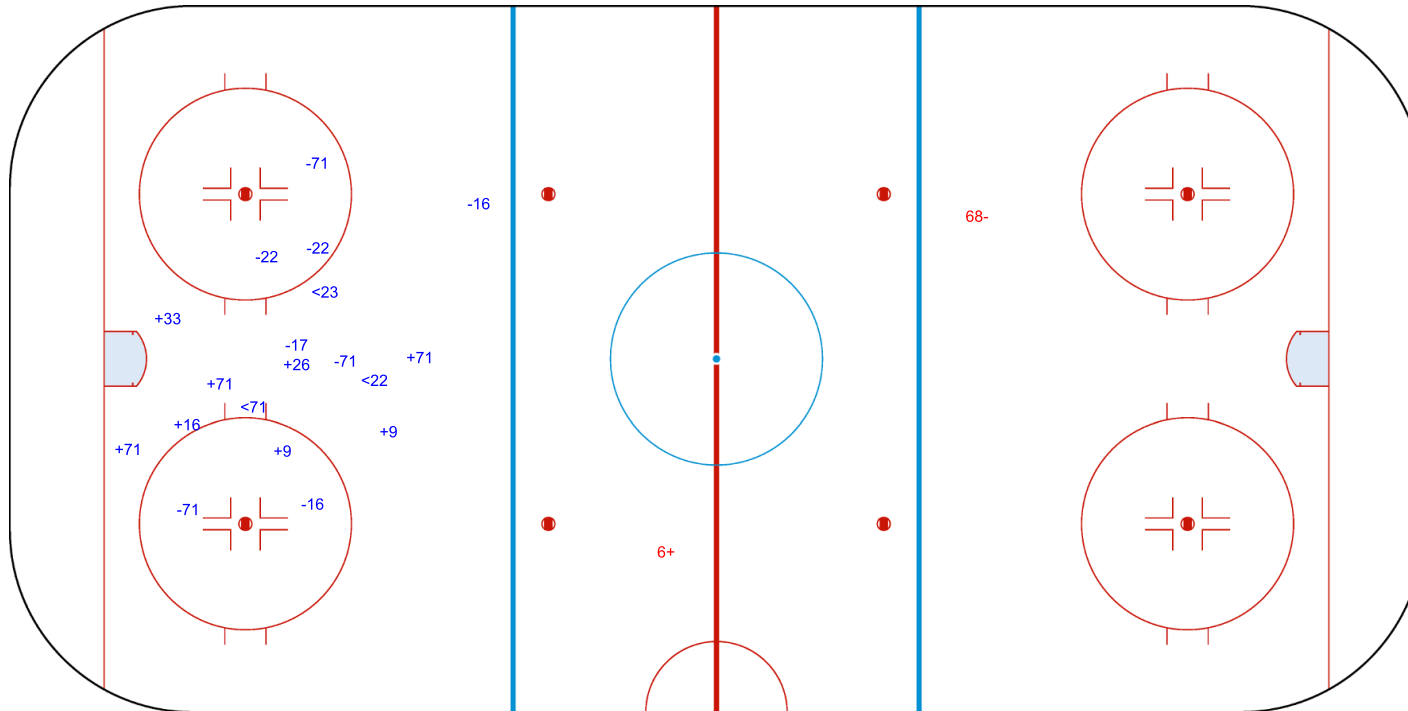
Period: 1

Shots by NOR
Goals (o): 0
SSP (<): 3
SSG (+): 8
SPG (-): 8

Shots by SWE
Goals (o): 0
SSP (>): 0
SSG (+): 1
SPG (-): 1



GK 5 of SWE



GK 25 of NOR



Shots by SWE

Goals (o): 0

SSG (+): 5

SSP (<): 1

SPG (-): 1



GK 25 of NOR



Period: 2



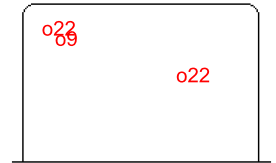
Shots by NOR

Goals (o): 3

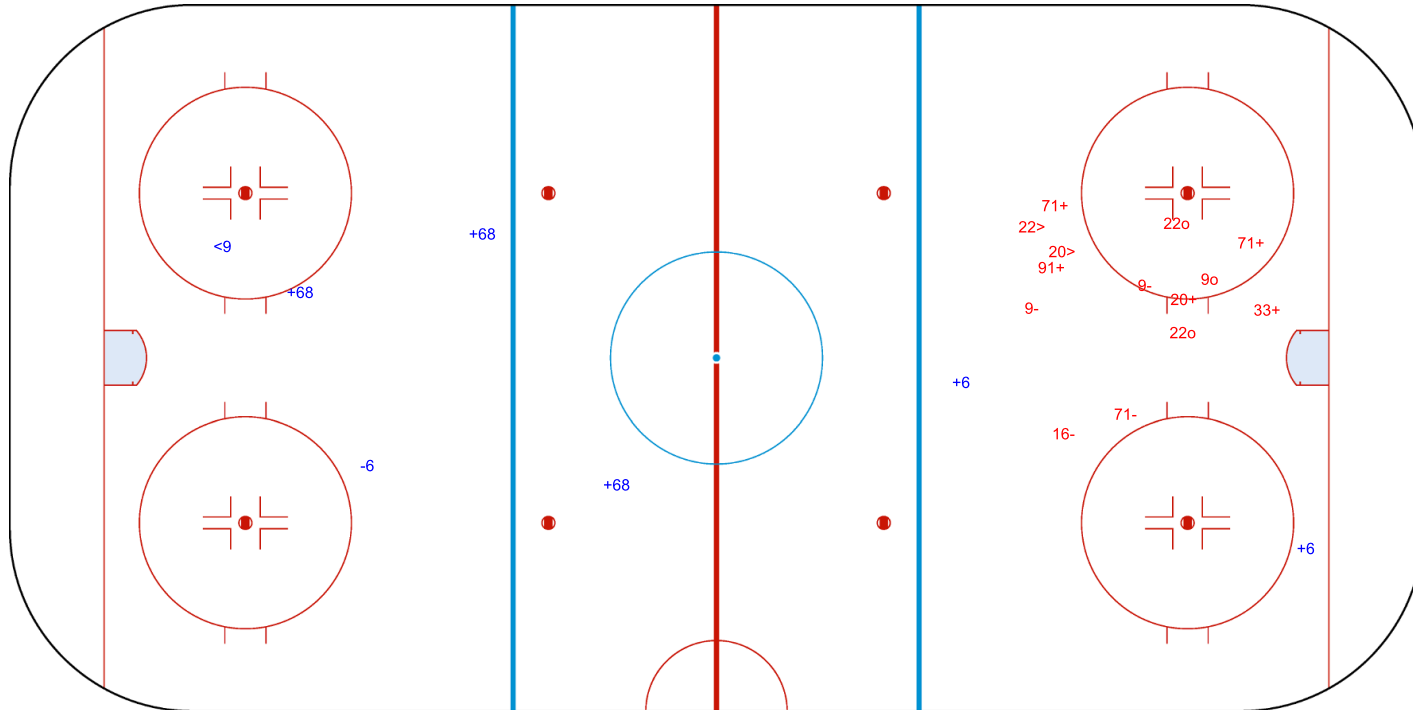
SSG (+): 5

SSP (>): 2

SPG (-): 4



GK 5 of SWE





Shots by NOR

Goals (o): 0 SSG (+): 7

SSP (<): 3 SPG (-): 2



GK 5 of SWE



Period: 3



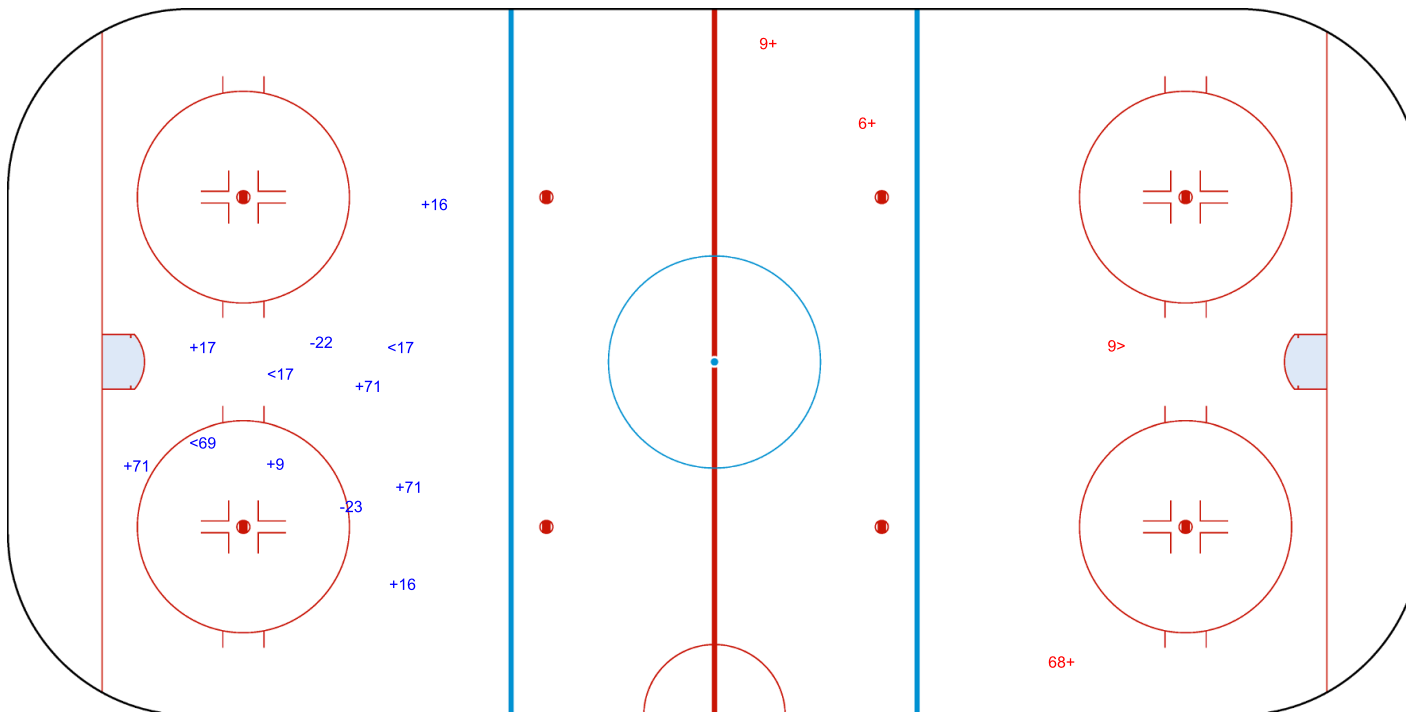
Shots by SWE

Goals (o): 0 SSG (+): 3

SSP (>): 1 SPG (-): 0



GK 25 of NOR



Legend:	
GK	Goalkeeper
SPG	Shots past goal
SSG	Shots saved by goalkeeper
SSP	Shots saved by player



Face-off Chart
NOR - SWE

PERIOD 1

NOR	SWE	NOR	SWE	NOR	SWE
Def. zone	Att. zone	Neutral zone		Att. zone	Def. zone
		+ 71	- 68	+ 91	- 9
		- 91	+ 68	+ 71	- 68
				+ 26	- 68
				+ 71	- 68
				- 71	+ 68
Total wins / period		1 / 50%	1 / 50%	4 / 80%	1 / 20%

Total wins
all zones

NOR	SWE
5 / 71%	2 / 29%

PERIOD 2

NOR	SWE	NOR	SWE	NOR	SWE
Def. zone	Att. zone	Neutral zone		Att. zone	Def. zone
- 91	+ 68	+ 71	- 68	- 71	+ 68
+ 71	- 68	- 91	+ 68	+ 71	- 68
+ 71	- 68	- 91	+ 68	- 71	+ 68
+ 71	- 68	- 71	+ 68	+ 91	- 68
		+ 71	- 68	+ 71	- 68
				+ 71	- 68
Total wins / period		3 / 75%	1 / 25%	4 / 67%	2 / 33%

Total wins
all zones

NOR	SWE
9 / 60%	6 / 40%

PERIOD 3

NOR	SWE	NOR	SWE	NOR	SWE
Def. zone	Att. zone	Neutral zone		Att. zone	Def. zone
+ 91	- 68	+ 71	- 68	- 35	+ 68
- 71	+ 68	+ 91	- 68	+ 91	- 68
				- 26	+ 68
				+ 71	- 68
				+ 71	- 68
				+ 35	- 68
Total wins / period		1 / 50%	1 / 50%	4 / 67%	2 / 33%

Total wins
all zones

NOR	SWE
7 / 70%	3 / 30%

TOTAL

NOR	SWE	NOR	SWE	NOR	SWE
Def. zone	Att. zone	Neutral zone		Att. zone	Def. zone
Total wins / game		4 / 67%	2 / 33%	5 / 56%	4 / 44%

Total wins
all zones

NOR	SWE
21 / 66%	11 / 34%



HEAD TO HEAD

		SWE										
	No.	9	68	Tot	wins NOR	Dz	Nz	Az				
NOR	26		1 - 1	2	1 50%			1 50%				
	35		1 - 1	2	1 50%			1 50%				
	71		14 - 5	19	14 74%	3 75%	4 80%	7 70%				
	91	1 - 0		4 - 4	9	5 56%	1 50%	1 25%	3 100%			
	Tot		1	31	32	21 66%	4 67%	5 56%	12 71%			
	wins SWE		0 0%	11 35%	11 34%							
	Dz		0 0%	5 31%	5 29%							
Nz			4 44%	4 44%								
Az			2 33%	2 33%								

Legend:											
Az	Attacking zone	Dz	Defending zone	No.	Jersey number	Nz	Neutral zone	Tot.	Total face-offs played		



Game Roster

KAZ - FRA

Referee

FLATEN Stian (NOR)

Linesmen

NIITTYLA Lari (FIN) , WARD Barney (GBR)

Goalkeepers

Team: KAZ

No.	Name	Gen	GP	MIP	GA	SVS	SOG	SVS%	GAA
1	MUKATOV Beimbet	M	4	45:00	3	3	6	50.00	3.00
20	BASMANOV Oleg	M	4	135:00	22	37	59	62.71	7.33

Team Roster

Team: KAZ (Blue)

No.	Pos.	Name	Gen	GP	G	A	PTS	PIM	+/-
1	GK	MUKATOV Beimbet	M	4	0	0	0	0	
4	D	SHORMANOV Sundet	M	4	0	0	0	0	-8
7	D	BONDARENKO Dmitriy	M	4	0	1	1	4	-9
10	D	BEXULTAN Zhanibektarkhan	M	4	4	2	6	4	-3
11	F	SABIROV Kairat	M	4	0	1	1	0	-7
13	F	MIYANOV Maxat	M	4	1	1	2	4	-3
14	D	BOKANOV Yerlik	M	4	0	0	0	0	-6
16	F	KARIPBAYEV Kuat	M	4	2	2	4	8	-2
20	GK	BASMANOV Oleg	M	4	0	0	0	0	
21	F	TOKTARBAYEV Aidos	M	4	2	3	5	2	-2
73	F	PASKHALIDI Alexandr	M	4	0	1	1	2	-7
87	D	AKHMETOV Almas	M	4	1	1	2	2	-4

Head Coach: BIKSITOV Timur

Team: FRA

No.	Name	Gen	GP	MIP	GA	SVS	SOG	SVS%	GAA
1	BLAVETTE Laurent	M	4	178:59	51	92	143	64.34	12.82
20	AKNIN Sofian	M	4	05:14	6	3	9	33.33	51.59

Team: FRA (White)

No.	Pos.	Name	Gen	GP	G	A	PTS	PIM	+/-
1	GK	BLAVETTE Laurent	M	4	0	0	0	0	
2	D	JOUENNE Yannick	M	4	0	0	0	0	-26
3	D	LEPLUMEY Jean Paul	M	4	0	0	0	8	-21
4	D	BATAILLE Pierre	M	4	0	0	0	2	-17
5	D	SIX Mael	M	4	0	0	0	2	-18
8	F	CADONNA Franck	M	4	1	0	1	2	-20
9	F	ALBERT Florentin	M	4	0	0	0	2	-26
10	F	FORGACS Nicolas	M	4	0	1	1	0	-21
11	F	PIERRE Francois	M	4	0	0	0	0	-10
13	F	LINIER Roland	M	4	2	0	2	2	-17
14	F	NAVARRO Nicolas	M	4	1	0	1	6	-21
17	F	DEMOL Charles	M	4	0	1	1	0	-19
18	F	LETROU Jeremy	M	4	0	0	0	0	-10
20	GK	AKNIN Sofian	M	4	0	0	0	0	

Head Coach: LEMETAIS David

Legend:		
+/-	Plus/minus net	A Assists
G	Goals	GA Goals against
GK	Goalkeeper	GP Games played
No.	Jersey number	PIM Penalties in minutes
SOG	Shots on goal	SVS Saves
D	Defence	GAA Goals against as average per 45 minutes
M	Male	F Forward
Pos.	Position	Gen Gender
SVS%	Saves in percentage	MIP Minutes and seconds played
		PTS Points



Line-ups

KAZ - FRA

Referee

FLATEN Stian (NOR)

Linesmen

NIITTYLA Lari (FIN) , WARD Barney (GBR)

Goalkeepers

Team: KAZ

No.	Name	Gen
1	MUKATOV Beimbet	M
20	BASMANOV Oleg	M

Team Line-ups

Team: KAZ (Blue)

No.	Pos.	Name	Gen
10	D	BEXULTAN Zhanibektarkhan	M
87	D	AKHMETOV Almas	M
13	F	MIYANOV Maxat +A	M
16	F	KARIPBAYEV Kuat +C	M
21	F	TOKTARBAYEV Aidos +A	M
4	D	SHORMANOV Sundet	M
7	D	BONDARENKO Dmitriy	M
14	D	BOKANOV Yerlik	M
11	F	SABIROV Kairat	M
73	F	PASKHALIDI Alexandr	M

Head Coach: BIKSITOV Timur

Team: FRA

No.	Name	Gen
1	BLAVETTE Laurent	M
20	AKNIN Sofian	M

Team: FRA (White)

No.	Pos.	Name	Gen
2	D	JOUENNE Yannick +A	M
3	D	LEPLUMEY Jean Paul	M
8	F	CADONNA Franck +C	M
13	F	LINIER Roland	M
17	F	DEMOL Charles	M
4	D	BATAILLE Pierre	M
5	D	SIX Mael	M
9	F	ALBERT Florentin	M
10	F	FORGACS Nicolas	M
14	F	NAVARRO Nicolas	M
11	F	PIERRE Francois +A	M
18	F	LETROU Jeremy	M

Head Coach: LEMETAIS David

Legend:

+A Assistant Captain
Gen Gender

+C Captain
M Male

D Defence
No. Jersey number

F Forward
Pos. Position



Graphical Line-ups

KAZ - FRA

Referee
FLATEN Stian (NOR)

Linesmen
NIITTYLA Lari (FIN) , WARD Barney (GBR)


Team: KAZ - Kazakhstan (Blue)

Head Coach: BIKSITOV Timur



Team: FRA - France (White)

Head Coach: LEMETAIS David



Legend:	+A Assistant Captain	+C Captain	Sn Starting position
----------------	-----------------------------	-------------------	-----------------------------



Game Summary

KAZ - FRA 7 - 0 (3 - 0 , 2 - 0 , 2 - 0)

Spectators	Referee	Linesmen
32	FLATEN Stian (NOR)	NIITTYLA Lari (FIN) , WARD Barney (GBR)

Team Statistics

Period	Score	SVS	SOG	PIM	TPP	PPG	SHG
1	3 : 0	1 : 9	12 : 1	2 : 2	02:00 : 02:00	0 : 0	1 : 0
2	2 : 0	0 : 6	8 : 0	2 : 2	00:03 : 02:00	0 : 0	0 : 0
3	2 : 0	2 : 11	13 : 2	2 : 4	04:43 : 00:46	0 : 0	0 : 0
Total	7 : 0	3 : 26	33 : 3	6 : 8	08:00 : 04:46	0 : 0	1 : 0

1st Period

Action	Time	ET/Res	Team	Type	No.	Name	(G)	Name of Assistant(s) / Action Description
GK	00:00		KAZ		20	BASMANOV O		- Goalkeeper in
GK	00:00		FRA		1	BLAVETTE L		- Goalkeeper in
Goal	01:51	1 : 0	KAZ	EQ	13	MIYANOV M	(2)	10 BEXULTAN Z On Ice KAZ 20 10 13 16 21 87 21 TOKTARBAYEV A FRA 1 3 4 5 9 14
Penalty	03:51	05:51	KAZ	2 min.	21	TOKTARBAYEV A		- Interference
Goal	04:44	2 : 0	KAZ	SH1	16	KARIPBAYEV K	(3)	10 BEXULTAN Z On Ice KAZ 20 10 13 16 87 FRA 1 5 8 9 10 14
Penalty	09:12	11:12	FRA	2 min.	14	NAVARRO N		- Teeing
Goal	13:48	3 : 0	KAZ	EQ	21	TOKTARBAYEV A	(3)	16 KARIPBAYEV K On Ice KAZ 20 10 11 16 21 87 FRA 1 4 5 9 10 13

2nd Period

Action	Time	ET/Res	Team	Type	No.	Name	(G)	Name of Assistant(s) / Action Description
Goal	16:36	4 : 0	KAZ	EQ	16	KARIPBAYEV K	(4)	10 BEXULTAN Z On Ice KAZ 20 10 13 16 21 87 FRA 1 2 3 8 13 17
Goal	17:04	5 : 0	KAZ	EQ	4	SHORMANOV S	(1)	On Ice KAZ 20 4 7 11 13 87 FRA 1 4 5 9 10 14
Penalty	18:17	20:17	KAZ	2 min.	87	AKHMETOV A		- Teeing
Penalty	29:57	31:57	FRA	2 min.	14	NAVARRO N		- Hooking

3rd Period

Action	Time	ET/Res	Team	Type	No.	Name	(G)	Name of Assistant(s) / Action Description
Penalty	30:43	32:43	KAZ	2 min.	10	BEXULTAN Z		- Holding an opponent
Goal	31:23	6 : 0	KAZ	EQ	21	TOKTARBAYEV A	(4)	16 KARIPBAYEV K On Ice KAZ 20 13 16 21 87 FRA 1 2 8 10 13
Penalty	32:55	34:55	FRA	2 min.	2	JOUENNE Y		- Teeing
Goal	35:34	7 : 0	KAZ	EQ	13	MIYANOV M	(3)	16 KARIPBAYEV K On Ice KAZ 20 10 13 16 21 87 FRA 1 5 8 9 10 14
Penalty	40:52	42:52	FRA	2 min.	8	CADONNA F		- Teeing
GK	45:00		KAZ					20 BASMANOV O - Goalkeeper out
GK	45:00		FRA					1 BLAVETTE L - Goalkeeper out

Goalkeeper Records

Team : KAZ - Kazakhstan

No.	Name	SOG	SVS	MIP
20	BASMANOV Oleg	3	3	45:00
1	MUKATOV Beimbet			

Team : FRA - France

No.	Name	SOG	SVS	MIP
1	BLAVETTE Laurent	33	26	45:00
20	AKNIN Sofian			

Game Statistics

Team : KAZ (Blue)																								
Head Coach : BIKSITOV Timur										Shots on Goal					Time on Ice									
No.	Pos.	Name	Gen	G	A	P	PIM	FO+	FO-	FO+/-	FO%	1	2	3	OT	TS	+/-	1	2	3	OT	TOT	SHF	AVG
10	D	BEXULTAN Zhanibektarkhan	M	0	3	3	2	1	2	-1	33.33	3	2	0	5	+5	0:00	0:00	0:00	0:00	0:00	0:00	0:00	0:00
13	F	MIYANOV Maxat +A	M	2	0	2	0	0	0	0	0.00	1	0	4	5	+6	0:00	0:00	0:00	0:00	0:00	0:00	0:00	
16	F	KARIPBAYEV Kuat +C	M	2	3	5	0	14	9	5	60.87	4	2	1	7	+6	0:00	0:00	0:00	0:00	0:00	0:00	0:00	



SAT 20 APR 2024

Start Time 11:00
End Time 12:45

Round Robin, Game 13



Head Coach : BIKSITOV Timur											Shots on Goal					Time on Ice								
No.	Pos.	Name	Gen	G	A	P	PIM	FO+	FO-	FO+/-	FO%	1	2	3	OT	TS	+/-	1	2	3	OT	TOT	SHF	AVG
21	F	TOKTARBAYEV Aidos +A	M	2	1	3	2	0	0	0	0.00	2	3	3		8	+5	0:00	0:00	0:00		0:00	0	0:00
87	D	AKHMETOV Almas	M	0	0	0	2	0	0	0	0.00	1	0	1		2	+7	0:00	0:00	0:00		0:00	0	0:00
4	D	SHORMANOV Sundet (BP)	M	1	0	1	0	0	0	0	0.00	0	1	0		1	+1	0:00	0:00	0:00		0:00	0	0:00
7	D	BONDARENKO Dmitriy	M	0	0	0	0	0	0	0	0.00	1	0	3		4	+1	0:00	0:00	0:00		0:00	0	0:00
11	F	SABIROV Kairat	M	0	0	0	0	8	9	-1	47.06	0	0	1		1	+2	0:00	0:00	0:00		0:00	0	0:00
14	D	BOKANOV Yerlik	M	0	0	0	0	0	0	0	0.00	0	0	0		0	0	0:00	0:00	0:00		0:00	0	0:00
73	F	PASKHALIDI Alexandr	M	0	0	0	0	0	0	0	0.00	0	0	0		0	0	0:00	0:00	0:00		0:00	0	0:00
1	GK	MUKATOV Beimbet	M	0	0	0	0					0	0	0		0								
20	GK	BASMANOV Oleg	M	0	0	0	0					0	0	0		0								
Total				7	7	14	6	23	20	3	53.49	12	8	13		33								

Team : FRA (White)

Head Coach : LEMETAIS David											Shots on Goal					Time on Ice								
No.	Pos.	Name	Gen	G	A	P	PIM	FO+	FO-	FO+/-	FO%	1	2	3	OT	TS	+/-	1	2	3	OT	TOT	SHF	AVG
2	D	JOUENNE Yannick +A	M	0	0	0	2	0	0	0	0.00	0	0	1		1	-2	0:00	0:00	0:00		0:00	0	0:00
3	D	LEPLUMEY Jean Paul	M	0	0	0	0	0	0	0	0.00	0	0	0		0	-2	0:00	0:00	0:00		0:00	0	0:00
8	F	CADONNA Franck +C	M	0	0	0	2	0	0	0	0.00	0	0	1		1	-4	0:00	0:00	0:00		0:00	0	0:00
13	F	LINIER Roland (BP)	M	0	0	0	0	1	1	0	50.00	0	0	0		0	-3	0:00	0:00	0:00		0:00	0	0:00
17	F	DEMOL Charles	M	0	0	0	0	6	7	-1	46.15	0	0	0		0	-1	0:00	0:00	0:00		0:00	0	0:00
4	D	BATAILLE Pierre	M	0	0	0	0	0	0	0	0.00	0	0	0		0	-3	0:00	0:00	0:00		0:00	0	0:00
5	D	SIX Mael	M	0	0	0	0	0	0	0	0.00	0	0	0		0	-5	0:00	0:00	0:00		0:00	0	0:00
9	F	ALBERT Florentin	M	0	0	0	0	0	1	-1	0.00	0	0	0		0	-5	0:00	0:00	0:00		0:00	0	0:00
10	F	FORGACS Nicolas	M	0	0	0	0	9	14	-5	39.13	1	0	0		1	-5	0:00	0:00	0:00		0:00	0	0:00
14	F	NAVARRO Nicolas	M	0	0	0	4	0	0	0	0.00	0	0	0		0	-4	0:00	0:00	0:00		0:00	0	0:00
11	F	PIERRE Francois +A	M	0	0	0	0	3	0	3	100.00	0	0	0		0	0	0:00	0:00	0:00		0:00	0	0:00
18	F	LETROU Jeremy	M	0	0	0	0	1	0	1	100.00	0	0	0		0	0	0:00	0:00	0:00		0:00	0	0:00
1	GK	BLAVETTE Laurent	M	0	0	0	0					0	0	0		0								
20	GK	AKNIN Sofian	M	0	0	0	0					0	0	0		0								
Total				0	0	0	8	20	23	-3	46.51	1	0	2		3								

Round Robin

R	Team	GP	W	OTW	OTL	L	GDF	GF : GA	PTS
1	GER	4	4	0	0	0	+55	57 : 2	12
2	NOR	4	4	0	0	0	+53	53 : 0	12
3	SWE	4	2	0	0	2	+6	15 : 9	6
4	KAZ	5	2	0	0	3	-8	17 : 25	6
5	FRA	5	0	1	0	4	-60	4 : 64	2
6	GBR	4	0	0	1	3	-46	6 : 52	1

	FRA	GBR	GER	KAZ	NOR	SWE
FRA	*****	3:2	0:18	0:7	0:25	1:12
GBR	2:3	*****	1:23	3:8	0:18	SAT 20 APR 15:00
GER	18:0	23:1	*****	12:1	SAT 20 APR 19:00	4:0
KAZ	7:0	8:3	1:12	*****	0:7	1:3
NOR	25:0	18:0	SAT 20 APR 19:00	7:0	*****	3:0
SWE	12:1	SAT 20 APR 15:00	0:4	3:1	0:3	*****

Legend:			
(G) Goals in tournament	+/- Plus/minus net	+A Assistant Captain	+C Captain
A Assists	D Defence	EQ Equal strength	ET/Res Penalty end time/Result of game
F Forward	FO- Face-offs lost	FO% Face-offs won as percentage	FO+ Face-offs won
FO+/- Face-offs net	G Goals	GA Goals against	GDF Goal difference
Gen Gender	GF Goals for	GK Goalkeeper	GP Games played
L Losses	M Male	MIP Minutes in play (GK)	No. Jersey number
OT Overtime	OTL Overtime losses	OTW Overtime wins	P Points
PIM Penalties in minutes	Pos. Position	PPG Power play goals	PTS Points
R Rank	SH1 Shorthanded - 1 player	SHG Shorthanded goals	SOG Shots on goal
SVS Saves	TPP Time on power play	TS Total shots	W Wins



Shot Chart KAZ - FRA

Shots by KAZ
Goals (o): 3 SSG (+): 9
SSP (<): 2 SPG (-): 3

o21
o136

GK 1 of FRA



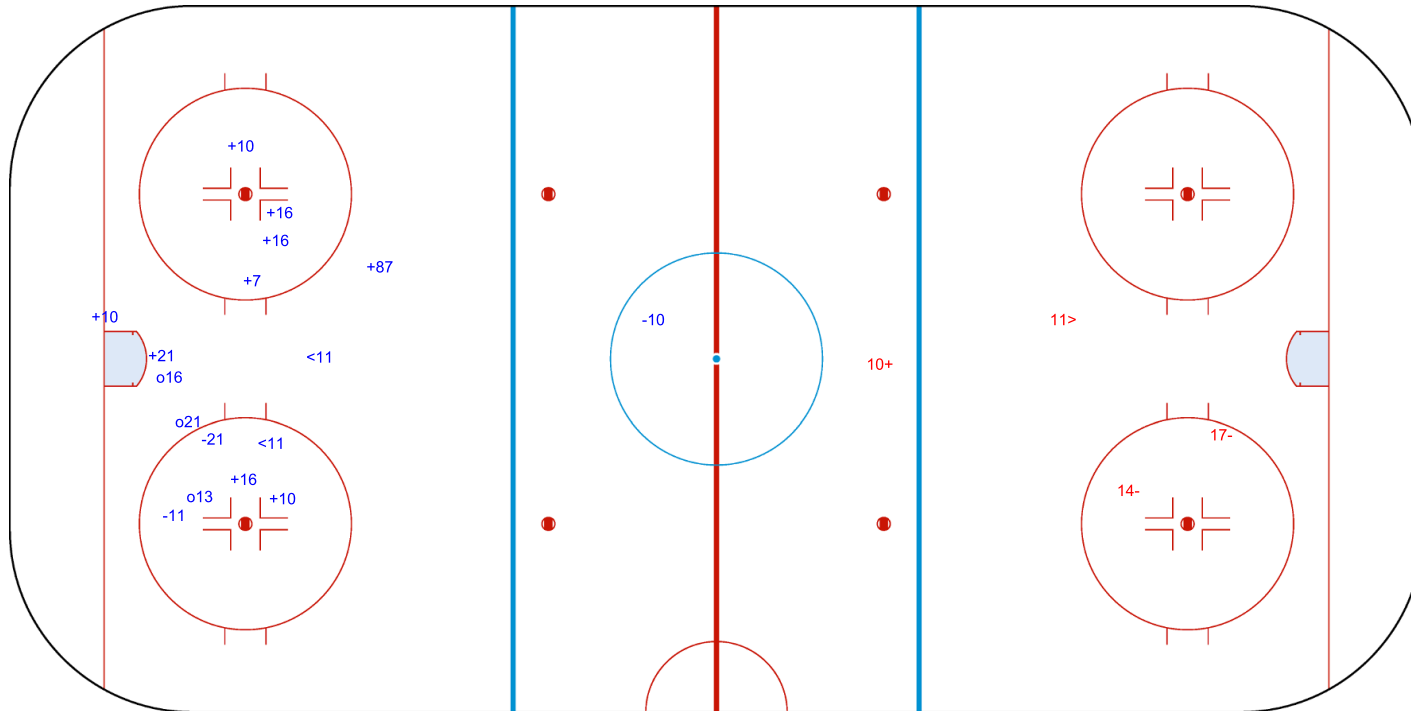
Period: 1



Shots by FRA
Goals (o): 0 SSG (+): 1
SSP (>): 1 SPG (-): 2

--

GK 20 of KAZ





Shots by FRA
Goals (o): 0
SSP (<): 1
SSG (+): 0
SPG (-): 0




GK 20 of KAZ



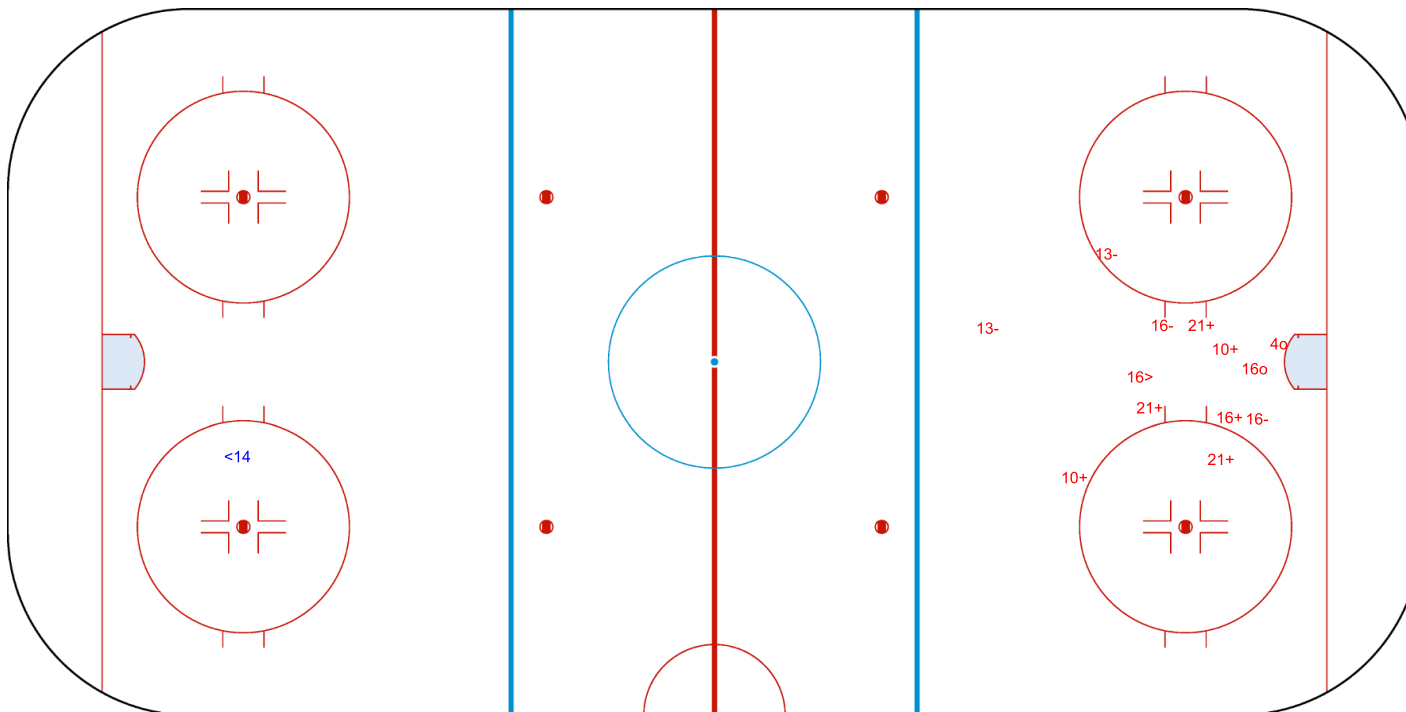
Period: 2



Shots by KAZ
Goals (o): 2
SSP (>): 1
SSG (+): 6
SPG (-): 4




GK 1 of FRA





Shots by KAZ
Goals (o): 2
SSP (<): 4
SSG (+): 11
SPG (-): 4




GK 1 of FRA



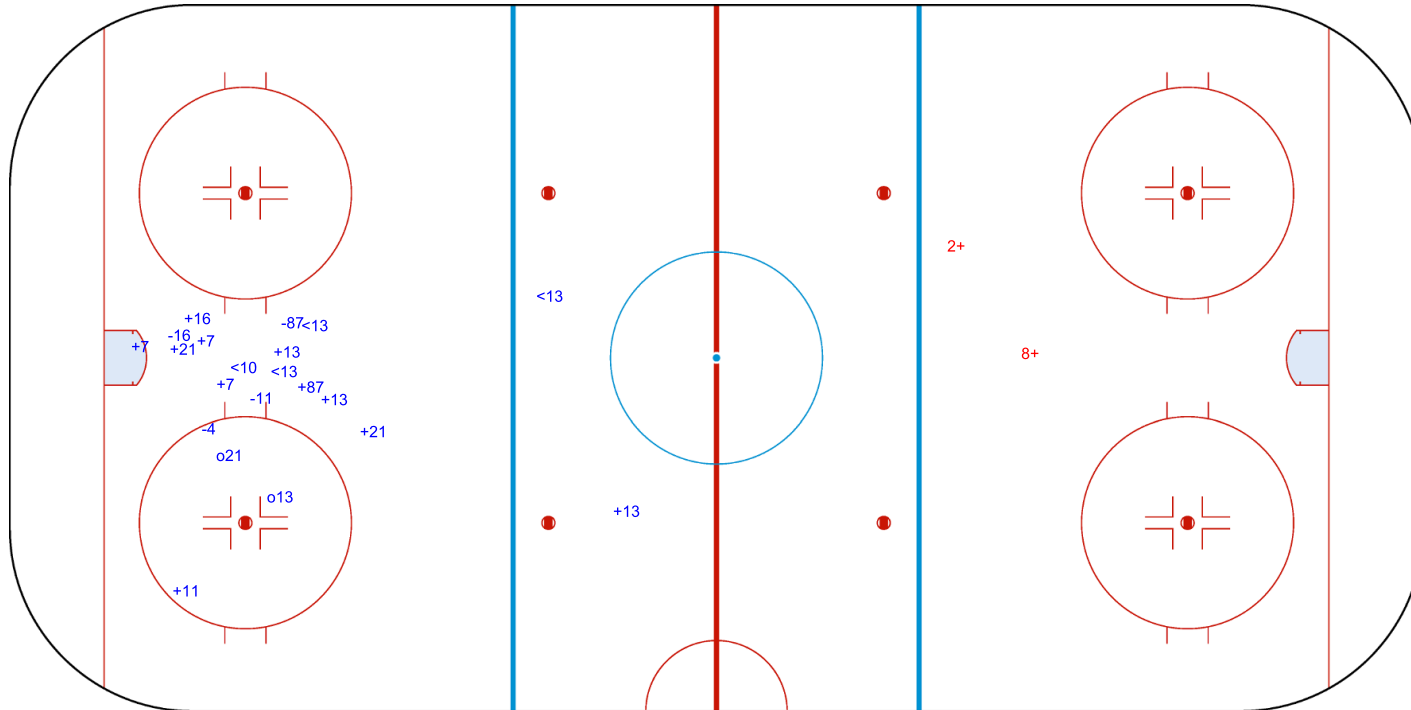
Period: 3



Shots by FRA
Goals (o): 0
SSP (>): 0
SSG (+): 2
SPG (-): 0



GK 20 of KAZ



Legend:	
GK Goalkeeper	SPG Shots past goal
SSG Shots saved by goalkeeper	SSP Shots saved by player



Face-off Chart KAZ - FRA

PERIOD 1

	KAZ		FRA		KAZ		FRA		KAZ		FRA		Total wins all zones
	Def. zone	Att. zone	Neutral zone		Att. zone	Def. zone	Att. zone	Def. zone	Att. zone	Def. zone	Att. zone	Def. zone	
	- 16	+ 10	+ 16	- 17	+ 11	- 10	+ 16	- 10	+ 11	- 10	+ 16	- 10	
			- 11	+ 10	- 16	+ 10	- 16	+ 10	- 11	+ 17	- 11	+ 17	
			+ 16	- 17	+ 11	- 10	+ 11	- 17	+ 11	- 17	+ 16	- 10	
			- 11	+ 17	- 16	+ 10	- 11	+ 17	+ 11	- 17	+ 16	- 10	
			+ 11	- 10									
			- 16	+ 10									
Total wins / period	0 / 0%	1 / 100%	3 / 50%	3 / 50%	4 / 67%	2 / 33%	7 / 54%	6 / 46%					

PERIOD 2

	KAZ		FRA		KAZ		FRA		KAZ		FRA		Total wins all zones
	Def. zone	Att. zone	Neutral zone		Att. zone	Def. zone	Att. zone	Def. zone	Att. zone	Def. zone	Att. zone	Def. zone	
	+ 16	- 10	- 16	+ 17	- 11	+ 11	+ 16	- 17	+ 16	- 17	+ 16	- 17	
	+ 11	- 17	+ 11	- 10	- 16	+ 11	- 16	+ 11	- 11	+ 10	- 11	+ 10	
			+ 11	- 10	+ 16	- 17	- 11	+ 10	- 10	+ 11	- 10	+ 11	
			+ 16	- 17									
Total wins / period	2 / 100%	0 / 0%	3 / 75%	1 / 25%	1 / 20%	4 / 80%	6 / 55%	5 / 45%					

PERIOD 3

	KAZ		FRA		KAZ		FRA		KAZ		FRA		Total wins all zones
	Def. zone	Att. zone	Neutral zone		Att. zone	Def. zone	Att. zone	Def. zone	Att. zone	Def. zone	Att. zone	Def. zone	
	+ 16	- 10	- 16	+ 17	+ 16	- 10	+ 16	- 10	+ 16	- 10	+ 16	- 10	
	+ 16	- 10	- 11	+ 10	- 16	+ 13	+ 16	- 10	+ 16	- 10	+ 16	- 10	
			- 11	+ 10	+ 16	- 10	+ 16	- 10	+ 16	- 17	+ 16	- 17	
			- 11	+ 10	+ 16	- 10	+ 16	- 10	+ 11	- 10	+ 11	- 10	
			+ 16	- 13	+ 11	- 10	- 16	+ 17	- 16	+ 17	- 16	+ 17	
			+ 11	- 10	- 11	+ 17	+ 10	- 9	+ 10	- 9	+ 10	- 9	
			- 11	+ 17	- 16	+ 10	- 10	+ 18	- 16	+ 17	- 16	+ 17	
			- 16	+ 10					- 10	+ 18	- 10	+ 18	
Total wins / period	2 / 100%	0 / 0%	2 / 25%	6 / 75%	6 / 67%	3 / 33%	10 / 53%	9 / 47%					

TOTAL

	KAZ		FRA		KAZ		FRA		KAZ		FRA		Total wins all zones
	Def. zone	Att. zone	Neutral zone		Att. zone	Def. zone	Att. zone	Def. zone	Att. zone	Def. zone	Att. zone	Def. zone	
Total wins / game	4 / 80%	1 / 20%	8 / 44%	10 / 56%	11 / 55%	9 / 45%	23 / 53%	20 / 47%					



HEAD TO HEAD

		FRA										
No.		9	10	11	13	17	18	Tot	wins KAZ	Dz	Nz	Az
KAZ	10	1 - 0		0 - 1			0 - 1	3	1 33%			1 33%
	11		6 - 5	0 - 1		2 - 3		17	8 47%	1 100%	4 40%	3 50%
	16		8 - 4	0 - 1	1 - 1	5 - 3		23	14 61%	3 75%	4 50%	7 64%
Tot		1	23	3	2	13	1	43	23 53%	4 80%	8 44%	11 55%
wins FRA		0 0%	9 39%	3 100%	1 50%	6 46%	1 100%	20 47%				
Dz		0 0%	2 22%	3 100%	1 100%	2 40%	1 100%	9 45%				
Nz			6 60%		0 0%	4 57%		10 56%				
Az			1 25%			0 0%		1 20%				

Legend:									
Az	Attacking zone	Dz	Defending zone	No.	Jersey number	Nz	Neutral zone	Tot.	Total face-offs played



Game Roster

SWE - GBR

Referee

VIK SKAU Marcus (NOR)

Linesmen

IWANIEC Przemyslaw (POL) , LONNQVIST Tom (FIN)

Goalkeepers

Team: SWE

No.	Name	Gen	GP	MIP	GA	SVS	SOG	SVS%	GAA
5	NILSSON Ulf	M	4	135:00	8	43	51	84.31	2.67
24	JANSSON Dennis	M	4	45:00	1	3	4	75.00	1.00

Team Roster

Team: SWE (Blue)

No.	Pos.	Name	Gen	GP	G	A	PTS	PIM	+/-
5	GK	NILSSON Ulf	M	4	0	0	0	0	
6	D	NILSSON Peter	M	4	5	4	9	2	+1
7	F	SZEPLAKY Elliot	M	4	0	2	2	0	+4
9	D	LILJEBAEK Hugo	M	4	1	10	11	2	+3
10	F	MENG Robin	M	4	2	2	4	2	-2
15	F	PERSSON Caroline	F	3	1	0	1	2	+1
18	D	OJALA Peter	M	4	2	0	2	4	0
22	F	DAHLSTEDT Robin	M	4	0	0	0	0	+1
23	F	EKLUND Magnus	M	4	0	2	2	0	+4
24	GK	JANSSON Dennis	M	4	0	0	0	0	
37	D	STRANDMARK Johan	M	4	0	0	0	0	-1
68	F	LOPEZ Markus	M	4	4	7	11	2	+2

Head Coach: LAHTINEN Timo

Team: GBR

No.	Name	Gen	GP	MIP	GA	SVS	SOG	SVS%	GAA
20	HACKWORTH Bryan	M	4	142:56	32	61	93	65.59	10.07
31	HILL Nicole Jodi	F	4	41:17	20	28	48	58.33	21.80

Team: GBR (White)

No.	Pos.	Name	Gen	GP	G	A	PTS	PIM	+/-
3	F	DAVIES Joshua	M	3	0	0	0	0	-6
6	F	NICHOLSON Karl	M	4	4	1	5	0	-19
7	F	WATTS Dani	F	2	0	0	0	0	0
8	F	QUIRK Stacey	F	4	0	1	1	0	-28
9	F	CHRISTOPHER Tyler	M	0	0	0	0	0	0
10	D	GREGORY Felicity	F	2	0	0	0	0	-3
13	D	FARMER Gary	M	4	1	3	4	12	-23
18	F	O'BRIEN Ben	M	3	1	0	1	0	-3
20	GK	HACKWORTH Bryan	M	4	0	0	0	0	
22	D	le GALLOUDEC Jonathon	M	4	0	3	3	0	-32
28	D	COLQUITT Mark	M	4	0	0	0	0	-13
31	GK	HILL Nicole Jodi	F	4	0	0	0	0	
33	D	BROWN Paul	M	4	0	0	0	2	-13
40	F	SHAKESPEARE Callum	M	4	0	0	0	2	-17
66	F	COUCH Shannon	F	4	0	0	0	0	-20
88	F	MELLOR John	M	4	0	0	0	0	-12
89	D	BARKER Damien	M	2	0	0	0	0	-1
97	F	LAHAN Dean	M	4	0	0	0	2	-17

Head Coach: ASSINCK Peggy

Legend:		
+/-	Plus/minus net	A Assists
G	Goals	GA Goals against
GK	Goalkeeper	GP Games played
No.	Jersey number	PIM Penalties in minutes
SOG	Shots on goal	SVS Saves
D	Defence	GAA Goals against as average per 45 minutes
M	Male	F Female / Forward
Pos.	Position	Gen Gender
SVS%	Saves in percentage	MIP Minutes and seconds played
		PTS Points



Line-ups

SWE - GBR

Referee

VIK SKAU Marcus (NOR)

Linesmen

IWANIEC Przemyslaw (POL) , LONNQVIST Tom (FIN)

Goalkeepers

Team: SWE

No.	Name	Gen
24	JANSSON Dennis	M
5	NILSSON Ulf	M

Team: GBR

No.	Name	Gen
20	HACKWORTH Bryan	M
31	HILL Nicole Jodi	F

Team Line-ups

Team: SWE (Blue)

No.	Pos.	Name	Gen
6	D	NILSSON Peter +A	M
9	D	LILJEBAEK Hugo	M
7	F	SZEPLAKY Elliot	M
10	F	MENG Robin +A	M
15	F	PERSSON Caroline	F
18	D	OJALA Peter +C	M
37	D	STRANDMARK Johan	M
22	F	DAHLSTEDT Robin	M
23	F	EKLUND Magnus	M
68	F	LOPEZ Markus	M

Team: GBR (White)

No.	Pos.	Name	Gen
13	D	FARMER Gary +A	M
22	D	le GALLOUDEC Jonathon +A	M
6	F	NICHOLSON Karl +C	M
7	F	WATTS Dani	F
8	F	QUIRK Stacey	F
10	D	GREGORY Felicity	F
28	D	COLQUITT Mark	M
3	F	DAVIES Joshua	M
66	F	COUCH Shannon	F
88	F	MELLOR John	M
33	D	BROWN Paul	M
18	F	O'BRIEN Ben	M
97	F	LAHAN Dean	M

Head Coach: LAHTINEN Timo

Head Coach: ASSINCK Peggy

NOT DRESSED:

9	F	CHRISTOPHER Tyler	M
40	F	SHAKESPEARE Callum	M
89	D	BARKER Damien	M

Legend:

+A	Assistant Captain	+C	Captain	D	Defence	F	Female / Forward
Gen	Gender	M	Male	No.	Jersey number	Pos.	Position



Graphical Line-ups

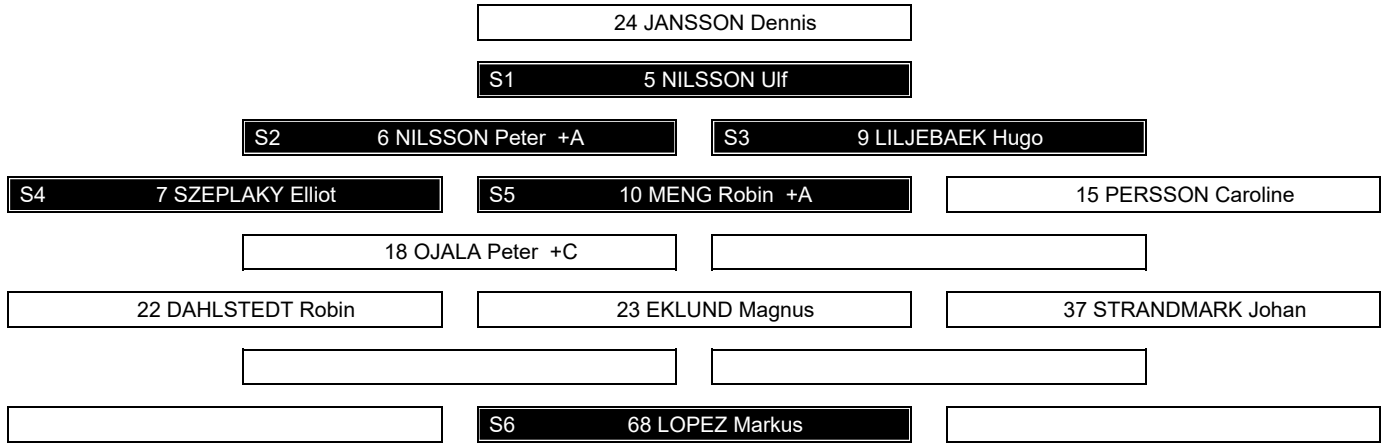
SWE - GBR

Referee
VIK SKAU Marcus (NOR)

Linesmen
IWANIEC Przemyslaw (POL) , LONNQVIST Tom (FIN)

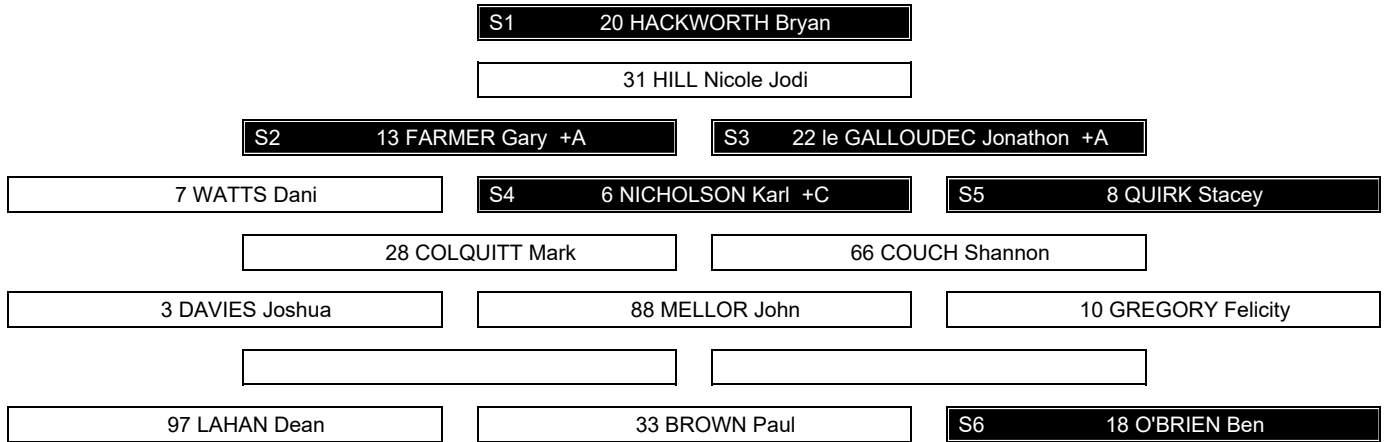
Team: SWE - Sweden (Blue)

Head Coach: LAHTINEN Timo



Team: GBR - Great Britain (White)

Head Coach: ASSINCK Peggy



Legend:	+A Assistant Captain	+C Captain	Sn Starting position
----------------	-----------------------------	-------------------	-----------------------------



Game Summary

SWE - GBR 12 - 0 (2 - 0 , 5 - 0 , 5 - 0)

Spectators	Referee	Linesmen
49	VIK SKAU Marcus (NOR)	IWANIEC Przemyslaw (POL) , LONNQVIST Tom (FIN)

Team Statistics

Period	Score	SVS	SOG	PIM	TPP	PPG	SHG
1	2 : 0	1 : 11	13 : 1	0 : 4	03:55 : 00:00	1 : 0	0 : 0
2	5 : 0	0 : 6	11 : 0	2 : 2	01:26 : 02:00	0 : 0	0 : 0
3	5 : 0	0 : 5	10 : 0	0 : 0	00:34 : 00:00	0 : 0	0 : 0
Total	12 : 0	1 : 22	34 : 1	2 : 6	05:55 : 02:00	1 : 0	0 : 0

1st Period

Action	Time	ET/Res	Team	Type	No.	Name	(G) Name of Assistant(s) / Action Description
GK	00:00		SWE		24	JANSSON D	- Goalkeeper in
GK	00:00		GBR		20	HACKWORTH B	- Goalkeeper in
Penalty	02:20	04:20	GBR	2 min.	13	FARMER G	- Holding an opponent
Penalty	05:45	07:40	GBR	2 min.	22	le GALLOUDEC J	- Hooking
Goal	07:40	1 : 0	SWE	PP1	18	OJALA P	(3) 9 LILJEBAEK H On Ice SWE 24 6 9 10 18 68 * 68 LOPEZ M GBR 20 6 13 66 97
Goal	09:55	2 : 0	SWE	EQ	68	LOPEZ M	(5) 6 NILSSON P On Ice SWE 24 6 9 15 37 68 GBR 20 6 8 13 18 33

2nd Period

Action	Time	ET/Res	Team	Type	No.	Name	(G) Name of Assistant(s) / Action Description
Penalty	15:48	17:48	SWE	2 min.	9	LILJEBAEK H	- Interference
Goal	18:13	3 : 0	SWE	EQ	68	LOPEZ M	(6) 9 LILJEBAEK H On Ice SWE 24 6 9 10 18 68 GBR 20 6 8 13 22 66
Goal	18:37	4 : 0	SWE	EQ	68	LOPEZ M	(7) On Ice SWE 24 6 9 15 22 68 GBR 20 6 18 22 66 97
GK	21:26		GBR		31	HILL NJ	- Goalkeeper in
Goal	22:47	5 : 0	SWE	EQ	10	MENG R	(3) 23 EKLUND M On Ice SWE 24 6 7 10 23 37 GBR 31 7 8 22 28 97
Goal	23:02	6 : 0	SWE	EQ	68	LOPEZ M	(8) On Ice SWE 24 9 15 18 22 68 GBR 31 7 8 22 28 97
Goal	25:02	7 : 0	SWE	EQ	9	LILJEBAEK H	(2) 68 LOPEZ M On Ice SWE 24 9 15 18 22 68 GBR 31 10 13 18 33 66
Penalty	28:34	30:34	GBR	2 min.	66	COUCH S	- Interference

3rd Period

Action	Time	ET/Res	Team	Type	No.	Name	(G) Name of Assistant(s) / Action Description
Goal	34:30	8 : 0	SWE	EQ	68	LOPEZ M	(9) 9 LILJEBAEK H On Ice SWE 24 9 15 18 22 68 GBR 31 8 10 13 18 22
Goal	38:51	9 : 0	SWE	EQ	68	LOPEZ M	(10) On Ice SWE 24 9 15 18 22 68 GBR 31 8 10 18 22 66
Goal	39:15	10 : 0	SWE	EQ	6	NILSSON P	(6) 10 MENG R On Ice SWE 24 6 7 10 23 37 37 STRANDMARK J GBR 31 8 10 18 22 66
Goal	39:37	11 : 0	SWE	EQ	10	MENG R	(4) 7 SZEPLAKY E On Ice SWE 24 6 7 10 23 37 6 NILSSON P GBR 31 3 6 13 28 88
Goal	44:58	12 : 0	SWE	EQ	6	NILSSON P	(7) 10 MENG R On Ice SWE 24 6 7 10 23 37 GBR 31 3 13 22 88 97
GK	45:00		SWE				24 JANSSON D - Goalkeeper out
GK	45:00		GBR				31 HILL NJ - Goalkeeper out

Goalkeeper Records

Team : SWE - Sweden

No.	Name	SOG	SVS	MIP
24	JANSSON Dennis	1	1	45:00
5	NILSSON Ulf			

Team : GBR - Great Britain

No.	Name	SOG	SVS	MIP
31	HILL Nicole Jodi	17	9	23:34
20	HACKWORTH Bryan	17	13	21:26



SAT 20 APR 2024

Start Time 15:00
End Time 16:44

Round Robin, Game 14



Game Statistics

Team : SWE (Blue)

Head Coach : LAHTINEN Timo											Shots on Goal					Time on Ice								
No.	Pos.	Name	Gen	G	A	P	PIM	FO+	FO-	FO+/-	FO%	1	2	3	OT	TS	+/-	1	2	3	OT	TOT	SHF	AVG
6	D	NILSSON Peter +A	M	2	2	4	0	0	0	0	0.00	0	3	2		5	+7	0:00	0:00	0:00		0:00	0	0:00
7	F	SZEPLAKY Elliot	M	0	1	1	0	0	1	-1	0.00	1	0	1		2	+4	0:00	0:00	0:00		0:00	0	0:00
9	D	LILJEBAEK Hugo	M	1	3	4	2	0	0	0	0.00	1	1	0		2	+7	0:00	0:00	0:00		0:00	0	0:00
10	F	MENG Robin +A (BP)	M	2	2	4	0	8	7	1	53.33	2	1	1		4	+5	0:00	0:00	0:00		0:00	0	0:00
15	F	PERSSON Caroline	F	0	0	0	0	0	0	0	0.00	0	0	0		0	+6	0:00	0:00	0:00		0:00	0	0:00
18	D	OJALA Peter +C	M	1	0	1	0	0	0	0	0.00	1	0	1		2	+5	0:00	0:00	0:00		0:00	0	0:00
22	F	DAHLSTEDT Robin	M	0	0	0	0	0	0	0	0.00	0	0	0		0	+5	0:00	0:00	0:00		0:00	0	0:00
23	F	EKLUND Magnus	M	0	1	1	0	0	0	0	0.00	1	0	1		2	+4	0:00	0:00	0:00		0:00	0	0:00
37	D	STRANDMARK Johan	M	0	1	1	0	0	0	0	0.00	0	0	0		0	+5	0:00	0:00	0:00		0:00	0	0:00
68	F	LOPEZ Markus	M	6	2	8	0	20	3	17	86.96	7	6	4		17	+7	0:00	0:00	0:00		0:00	0	0:00
5	GK	NILSSON Ulf	M	0	0	0	0					0	0	0		0								
24	GK	JANSSON Dennis	M	0	0	0	0					0	0	0		0								
Total				12	12	24	2	28	11	17	71.79	13	11	10		34								

Team : GBR (White)

Head Coach : ASSINCK Peggy											Shots on Goal					Time on Ice								
No.	Pos.	Name	Gen	G	A	P	PIM	FO+	FO-	FO+/-	FO%	1	2	3	OT	TS	+/-	1	2	3	OT	TOT	SHF	AVG
6	F	NICHOLSON Karl +C	M	0	0	0	0	5	12	-7	29.41	0	0	0		0	-4	0:00	0:00	0:00		0:00	0	0:00
7	F	WATTS Dani	F	0	0	0	0	0	0	0	0.00	0	0	0		0	-2	0:00	0:00	0:00		0:00	0	0:00
8	F	QUIRK Stacey (BP)	F	0	0	0	0	0	0	0	0.00	0	0	0		0	-7	0:00	0:00	0:00		0:00	0	0:00
13	D	FARMER Gary +A	M	0	0	0	2	0	0	0	0.00	1	0	0		1	-6	0:00	0:00	0:00		0:00	0	0:00
22	D	le GALLOUDEC Jonathon +A	M	0	0	0	2	0	0	0	0.00	0	0	0		0	-8	0:00	0:00	0:00		0:00	0	0:00
3	F	DAVIES Joshua	M	0	0	0	0	0	0	0	0.00	0	0	0		0	-2	0:00	0:00	0:00		0:00	0	0:00
10	D	GREGORY Felicity	F	0	0	0	0	0	3	-3	0.00	0	0	0		0	-4	0:00	0:00	0:00		0:00	0	0:00
28	D	COLQUITT Mark	M	0	0	0	0	0	0	0	0.00	0	0	0		0	-3	0:00	0:00	0:00		0:00	0	0:00
66	F	COUCH Shannon	F	0	0	0	2	0	0	0	0.00	0	0	0		0	-5	0:00	0:00	0:00		0:00	0	0:00
88	F	MELLOR John	M	0	0	0	0	2	2	0	50.00	0	0	0		0	-2	0:00	0:00	0:00		0:00	0	0:00
18	F	O'BRIEN Ben	M	0	0	0	0	1	2	-1	33.33	0	0	0		0	-6	0:00	0:00	0:00		0:00	0	0:00
33	D	BROWN Paul	M	0	0	0	0	1	3	-2	25.00	0	0	0		0	-2	0:00	0:00	0:00		0:00	0	0:00
97	F	LAHAN Dean	M	0	0	0	0	2	6	-4	25.00	0	0	0		0	-4	0:00	0:00	0:00		0:00	0	0:00
20	GK	HACKWORTH Bryan	M	0	0	0	0					0	0	0		0								
31	GK	HILL Nicole Jodi	F	0	0	0	0					0	0	0		0								
Total				0	0	0	6	11	28	-17	28.21	1	0	0		1								

Round Robin

R	Team	GP	W	OTW	OTL	L	GDF	GF:GA	PTS
1	GER	4	4	0	0	0	+55	57 : 2	12
2	NOR	4	4	0	0	0	+53	53 : 0	12
3	SWE	5	3	0	0	2	+18	27 : 9	9
4	KAZ	5	2	0	0	3	-8	17 : 25	6
5	FRA	5	0	1	0	4	-60	4 : 64	2
6	GBR	5	0	0	1	4	-58	6 : 64	1

	FRA	GBR	GER	KAZ	NOR	SWE
FRA	*****	3:2	0:18	0:7	0:25	1:12
GBR	2:3	*****	1:23	3:8	0:18	0:12
GER	18:0	23:1	*****	12:1	SAT 20 APR 19:00	4:0
KAZ	7:0	8:3	1:12	*****	0:7	1:3
NOR	25:0	18:0	SAT 20 APR 19:00	7:0	*****	3:0
SWE	12:1	12:0	0:4	3:1	0:3	*****

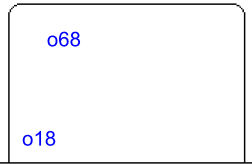


Legend:		
(G)	Goals in tournament	* does not count for Plus/minus
+C	Captain	A Assists
ET/Res	Penalty end time/Result of game	F Female / Forward
FO+	Face-offs won	FO+/- Face-offs net
GDF	Goal difference	Gen Gender
GP	Games played	L Losses
No.	Jersey number	OT Overtime
P	Points	PIM Penalties in minutes
PPG	Power play goals	PTS Points
SOG	Shots on goal	SVS Saves
W	Wins	+/- Plus/minus net
		D Defence
		FO- Face-offs lost
		G Goals
		GF Goals for
		M Male
		OTL Overtime losses
		Pos. Position
		R Rank
		TPP Time on power play
		+A Assistant Captain
		EQ Equal strength
		FO% Face-offs won as percentage
		GA Goals against
		GK Goalkeeper
		MIP Minutes in play (GK)
		OTW Overtime wins
		PP1 Power play - 1 player
		SHG Shorthanded goals
		TS Total shots



Shot Chart SWE - GBR

Shots by SWE
Goals (o): 2 SSG (+): 11
SSP (<): 1 SPG (-): 10



GK 20 of GBR



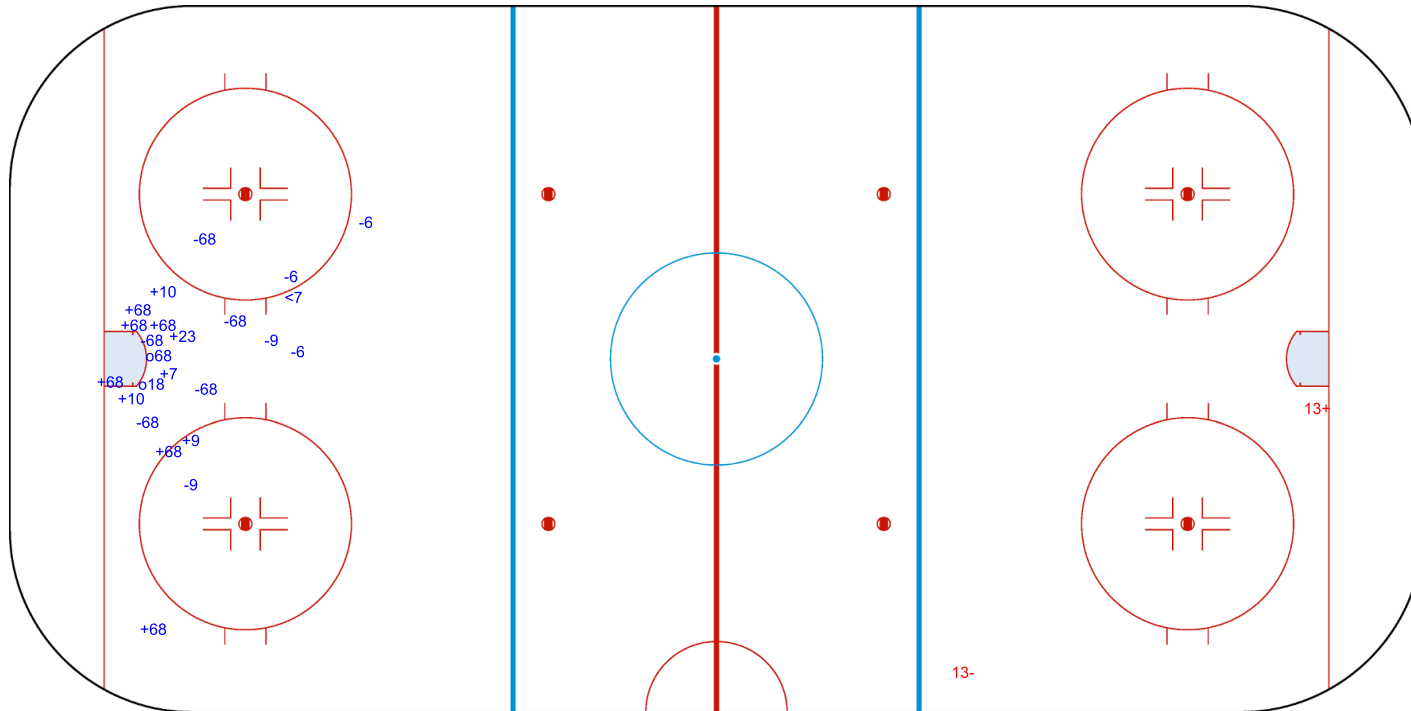
Period: 1



Shots by GBR
Goals (o): 0 SSG (+): 1
SSP (>): 0 SPG (-): 1



GK 24 of SWE





Shots by GBR

Goals (o): 0

SSG (+): 0

SSP (<): 0

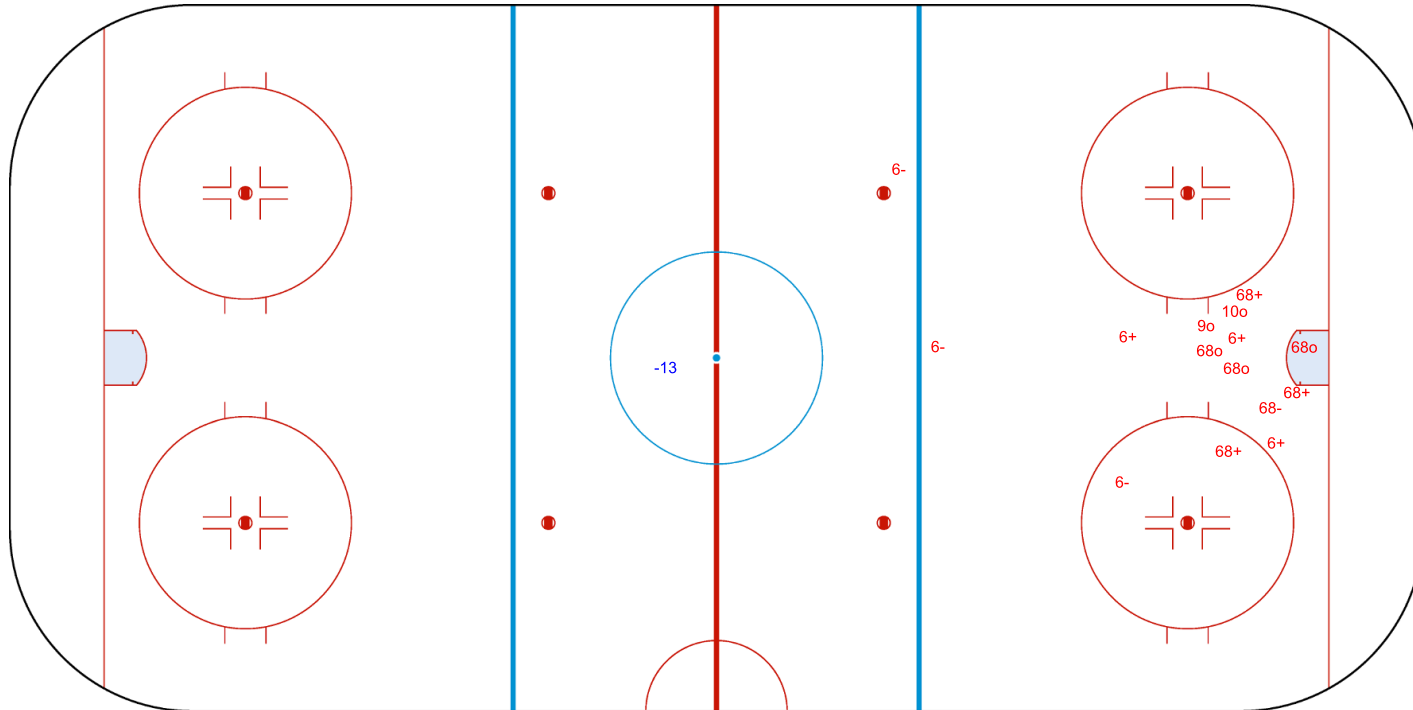
SPG (-): 1



GK 24 of SWE



Period: 2



Shots by SWE

Goals (o): 5


SSG (+): 6

SSP (>): 0

SPG (-): 4



GK 20 of GBR

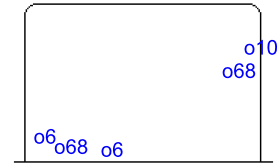


GK 31 of GBR



Shots by SWE

Goals (o): 5 SSG (+): 5
SSP (<): 2 SPG (-): 3



GK 31 of GBR



Period: 3

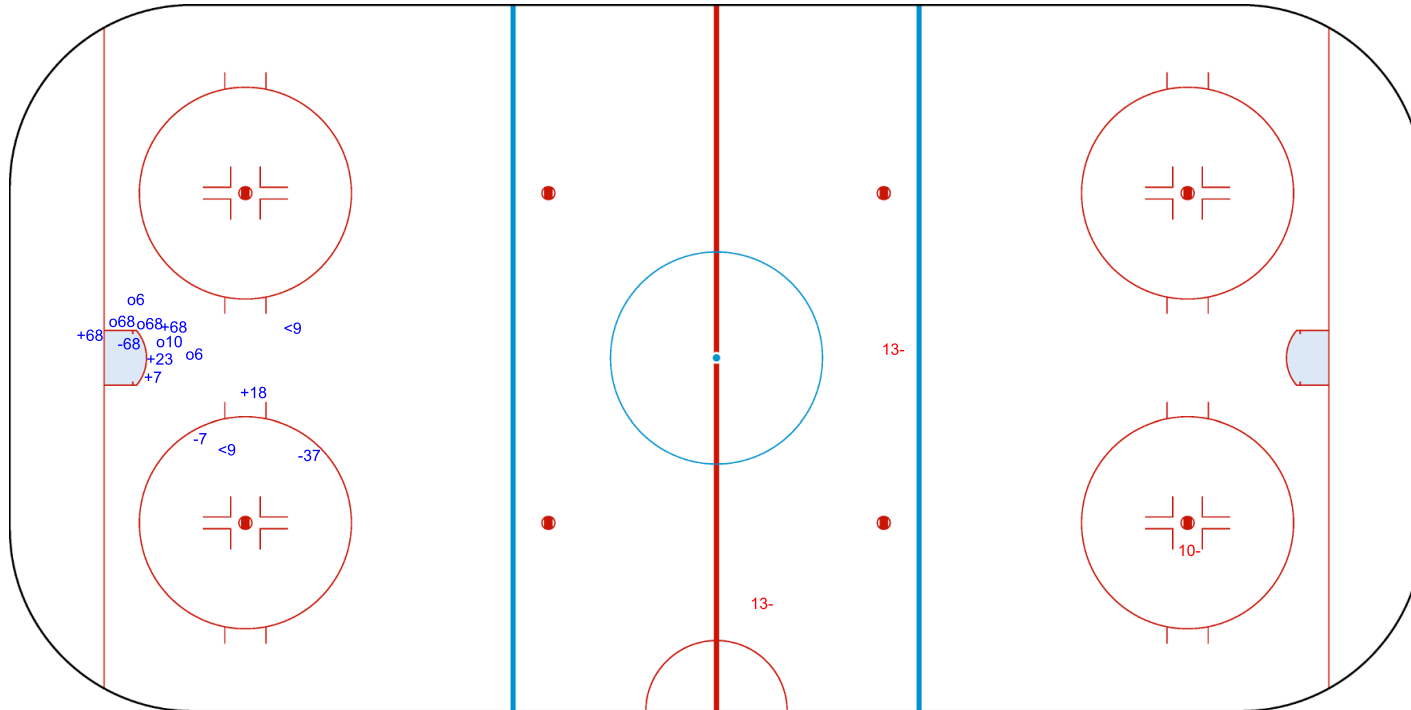


Shots by GBR

Goals (o): 0 SSG (+): 0
SSP (>): 0 SPG (-): 3



GK 24 of SWE



Legend:							
GK	Goalkeeper	SPG	Shots past goal	SSG	Shots saved by goalkeeper	SSP	Shots saved by player



Face-off Chart
SWE - GBR

PERIOD 1

	SWE		GBR		SWE		GBR		SWE		GBR		Total wins all zones	
	Def. zone	Att. zone	Neutral zone		Att. zone	Def. zone	Neutral zone		Att. zone	Def. zone	Neutral zone		SWE	GBR
	+ 10	- 33	- 68	+ 6	+ 68	- 6	- 10	+ 33	+ 68	- 6	- 10	+ 18	6 / 60%	4 / 40%
			+ 68	- 6	+ 68	- 97			+ 68	- 18				
Total wins / period	1 / 100%	0 / 0%	1 / 33%	2 / 67%	4 / 67%	2 / 33%								

PERIOD 2

	SWE		GBR		SWE		GBR		SWE		GBR		Total wins all zones	
	Def. zone	Att. zone	Neutral zone		Att. zone	Def. zone	Neutral zone		Att. zone	Def. zone	Neutral zone		SWE	GBR
	+ 68	- 6	- 7	+ 6	+ 10	- 97	- 68	+ 6	- 10	+ 97	- 10	+ 97	11 / 73%	4 / 27%
			+ 68	- 6	+ 10	- 97	+ 68	- 33	+ 10	- 97	- 10	+ 97		
			+ 68	- 33	+ 68	- 97	+ 68	- 33	+ 68	- 97	+ 68	- 97		
Total wins / period	1 / 100%	0 / 0%	4 / 67%	2 / 33%	6 / 75%	2 / 25%								

PERIOD 3

	SWE		GBR		SWE		GBR		SWE		GBR		Total wins all zones	
	Def. zone	Att. zone	Neutral zone		Att. zone	Def. zone	Neutral zone		Att. zone	Def. zone	Neutral zone		SWE	GBR
	+ 68	- 6	+ 68	- 6	+ 10	- 88	+ 68	- 6	+ 68	- 6	- 10	+ 88	11 / 79%	3 / 21%
	+ 68	- 10	+ 68	- 88			+ 68	- 6						
			+ 68	- 6			+ 68	- 10						
			+ 10	- 10			+ 10	- 6						
			+ 10	- 6			- 10	+ 6						
			+ 68	- 97			+ 68	- 97						
			- 10	+ 88			- 10	+ 88						
Total wins / period	2 / 100%	0 / 0%	7 / 78%	2 / 22%	2 / 67%	1 / 33%								

TOTAL

	SWE		GBR		SWE		GBR		SWE		GBR		Total wins all zones	
	Def. zone	Att. zone	Neutral zone		Att. zone	Def. zone	Neutral zone		Att. zone	Def. zone	Neutral zone		SWE	GBR
Total wins / game	4 / 100%	0 / 0%	12 / 67%	6 / 33%	12 / 71%	5 / 29%							28 / 72%	11 / 28%



HEAD TO HEAD

		GBR										
	No.	6	10	18	33	88	97	Tot	wins SWE	Dz	Nz	Az
SWE	7	0 - 1						1	0 0%		0 0%	
	10	2 - 1	1 - 0	1 - 1	1 - 1	1 - 2	2 - 2	15	8 53%	1 100%	3 50%	4 50%
	68	10 - 3	2 - 0	1 - 0	2 - 0	1 - 0	4 - 0	23	20 87%	3 100%	9 82%	8 89%
	Tot	17	3	3	4	4	8	39	28 72%	4 100%	12 67%	12 71%
	wins GBR	5 29%	0 0%	1 33%	1 25%	2 50%	2 25%	11 28%				
	Dz	1 25%	0 0%	1 33%		1 50%	2 29%	5 29%				
	Nz	4 36%	0 0%		1 33%	1 50%	0 0%	6 33%				
Az	0 0%	0 0%		0 0%			0 0%					

Legend:									
Az	Attacking zone	Dz	Defending zone	No.	Jersey number	Nz	Neutral zone	Tot.	Total face-offs played



Game Roster

NOR - GER

Referee

FERGENBAUM Matt (CAN)

Linesmen

FAZEKAS Tibor (SRB) , WIEST Alexander (ITA)

Goalkeepers

Team: NOR

No.	Name	Gen	GP	MIP	GA	SVS	SOG	SVS%	GAA
25	SUNDT Andreas	M	4	120:00	0	16	16	100.00	0.00
81	HAUGEN Erik	M	4	60:00	0	4	4	100.00	0.00

Team Roster

Team: NOR (White)

No.	Pos.	Name	Gen	GP	G	A	PTS	PIM	+/-
6	F	KIRSTISTUEN Emil	M	3	0	3	3	0	+7
9	D	VARNES Morten	M	4	7	4	11	4	+14
16	D	NORDSTOGA Knut Andre	M	4	4	4	8	0	+20
17	F	SOLBERG Loyd Remi Pallander	M	4	5	14	19	2	+27
20	F	HAMRE Martin	M	4	2	6	8	6	+11
22	D	BAKKE Audun	M	4	11	11	22	0	+26
23	D	KLAKEGG Jan Roger	M	2	1	5	6	0	+13
25	GK	SUNDT Andreas	M	4	0	0	0	0	
26	F	KRONBERG Viktor	M	4	1	5	6	0	+13
28	F	KRISTOFFERSEN Emil	M	3	0	1	1	0	+2
33	F	SKOLBEKKEN Martin Bakkejord	M	4	1	9	10	4	+23
35	F	GROESFJELD Martin	M	4	0	2	2	0	+8
69	F	OEVERLI Fabian Cruickshank	M	4	1	3	4	0	+13
71	F	OISETH Ola	M	4	13	13	26	0	+25
81	GK	HAUGEN Erik	M	4	0	0	0	0	
91	F	LYNGROTH Alexander	M	4	7	7	14	2	+12

Head Coach: DAHLSTROM Ole Eskild

Team: GER

No.	Name	Gen	GP	MIP	GA	SVS	SOG	SVS%	GAA
22	MUEHLHANS Veit	M	4	90:00	2	8	10	80.00	1.00
47	KUNST Simon	M	4	90:00	0	15	15	100.00	0.00

Team: GER (Black)

No.	Pos.	Name	Gen	GP	G	A	PTS	PIM	+/-
6	D	RAEDLER Hugo	M	4	2	3	5	0	+24
7	D	UHLEMANN Lars	M	0	0	0	0	0	0
8	F	RENNHACK Frank	M	4	4	12	16	0	+23
9	F	REIMANN Leopold	M	3	1	3	4	0	+7
14	F	BUSSMANN Jano	M	4	4	7	11	2	+18
21	F	BETZ Steven	M	4	2	1	3	2	+7
22	GK	MUEHLHANS Veit	M	4	0	1	1	0	
33	F	KUHLI-LAUENSTEIN Ingo	M	4	5	6	11	2	+21
43	F	HERING Bernhard	M	4	12	9	21	6	+24
44	F	BRELAGE Jan Malte	M	4	3	6	9	2	+26
47	GK	KUNST Simon	M	4	0	0	0	0	
52	D	PABST Robert	M	4	1	12	13	0	+25
55	D	STUMPE Sven	M	4	1	3	4	4	+19
77	F	WEDDE Joerg	M	3	2	3	5	4	+9
83	D	PILZ Christian	M	3	1	0	1	0	+4
96	F	FELDERHOFF Benedikt	M	4	0	2	2	2	+10
97	F	SCHRADER Felix	M	4	19	11	30	2	+25

Head Coach: POKORNY Andreas

Legend:		
+/-	Plus/minus net	A Assists
G	Goals	GA Goals against
GK	Goalkeeper	GP Games played
No.	Jersey number	PIM Penalties in minutes
SOG	Shots on goal	SVS Saves
D	Defence	GAA Goals against as average per 45 minutes
M	Male	Gen Gender
Pos.	Position	MIP Minutes and seconds played
SVS%	Saves in percentage	PTS Points



Line-ups

NOR - GER

Referee

FERGENBAUM Matt (CAN)

Linesmen

FAZEKAS Tibor (SRB) , WIEST Alexander (ITA)

Goalkeepers

Team: NOR

No.	Name	Gen
25	SUNDT Andreas	M
81	HAUGEN Erik	M

Team Line-ups

Team: NOR (White)

No.	Pos.	Name	Gen
9	D	VARNES Morten	M
16	D	NORDSTOGA Knut Andre +A	M
17	F	SOLBERG Loyd Remi Pallander	M
33	F	SKOLBEKKEN Martin Bakkejord	M
71	F	OISETH Ola +C	M
22	D	BAKKE Audun	M
23	D	KLAKEGG Jan Roger	M
20	F	HAMRE Martin	M
26	F	KRONBERG Viktor	M
91	F	LYNGROTH Alexander +A	M
6	F	KIRSTISTUEN Emil	M
35	F	GROESFJELD Martin	M
69	F	OEVERLI Fabian Cruickshank	M

Head Coach: DAHLSTROM Ole Eskild

NOT DRESSED:

28 F KRISTOFFERSEN Emil M

Team: GER

No.	Name	Gen
47	KUNST Simon	M
22	MUEHLHANS Veit	M

Team: GER (Black)

No.	Pos.	Name	Gen
6	D	RAEDLER Hugo	M
52	D	PABST Robert	M
8	F	RENNHACK Frank +A	M
43	F	HERING Bernhard	M
77	F	WEDDE Joerg	M
55	D	STUMPE Sven	M
14	F	BUSSMANN Jano	M
33	F	KUHLI-LAUENSTEIN Ingo +A	M
44	F	BRELAGE Jan Malte +C	M
97	F	SCHRADER Felix	M
21	F	BETZ Steven	M

Head Coach: POKORNY Andreas

NOT DRESSED:

7 D UHLEMANN Lars M
 9 F REIMANN Leopold M
 83 D PILZ Christian M
 96 F FELDERHOFF Benedikt M

Legend:

+A	Assistant Captain	+C	Captain	D	Defence	F	Forward
Gen	Gender	M	Male	No.	Jersey number	Pos.	Position



Graphical Line-ups

NOR - GER

Referee
FERGENBAUM Matt (CAN)

Linesmen
FAZEKAS Tibor (SRB) , WIEST Alexander (ITA)

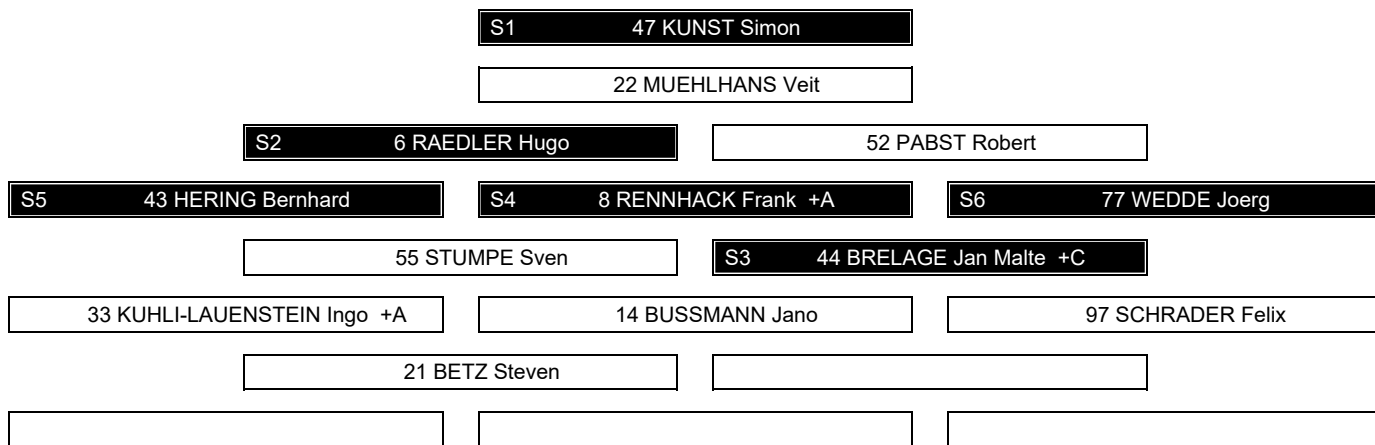
Team: NOR - Norway (White)

Head Coach: DAHLSTROM Ole Eskild



Team: GER - Germany (Black)

Head Coach: POKORNY Andreas



Legend:
+A Assistant Captain **+C** Captain **Sn** Starting position



Game Summary

NOR - GER 4 - 3 (1 - 1, 1 - 2, 1 - 0, 1 - 0)

Spectators	Referee	Linesmen
402	FERGENBAUM Matt (CAN)	FAZEKAS Tibor (SRB) , WIEST Alexander (ITA)

Team Statistics

Period	Score	SVS	SOG	PIM	TPP	PPG	SHG
1	1 : 1	11 : 4	5 : 12	0 : 14	02:15 : 00:00	1 : 0	0 : 0
2	1 : 2	3 : 3	4 : 5	2 : 0	00:00 : 00:08	0 : 1	0 : 0
3	1 : 0	5 : 2	3 : 5	0 : 0	00:00 : 00:00	0 : 0	0 : 0
OT	1 : 0	1 : 1	2 : 1	0 : 0	00:00 : 00:00	0 : 0	0 : 0
Total	4 : 3	20 : 10	14 : 23	2 : 14	02:15 : 00:08	1 : 1	0 : 0

1st Period

Action	Time	ET/Res	Team	Type	No.	Name	(G)	Name of Assistant(s) / Action Description
GK	00:00		NOR		25	SUNDT A		- Goalkeeper in
GK	00:00		GER		47	KUNST S		- Goalkeeper in
Goal	03:46	0 : 1	GER	EQ	77	WEDDE J	(3)	43 HERING B On Ice NOR 25 20 22 23 26 91 GER 47 6 8 43 55 77
Penalty	06:43	06:58	GER	2 min.	44	BRELAGE JM		- Checking to the Head and Neck Area / Served by: 14 BUSSMANN J
Penalty	06:43	16:58	GER	10 min.	44	BRELAGE JM		- Misconduct
Goal	06:58	1 : 1	NOR	PP1	22	BAKKE A	(12)	9 VARNES M On Ice NOR 25 9 17 22 71 91 GER 47 8 43 55 97 *
Penalty	08:26	10:26	GER	2 min.	77	WEDDE J		- Holding an opponent

2nd Period

Action	Time	ET/Res	Team	Type	No.	Name	(G)	Name of Assistant(s) / Action Description
Goal	18:19	2 : 1	NOR	EQ	91	LYNGROTH A	(8)	23 KLAKEGG JR On Ice NOR 25 22 23 26 71 91 GER 47 6 14 43 55 77
Penalty	23:14	23:22	NOR	2 min.	9	VARNES M		- Interference
Goal	23:22	2 : 2	GER	PP1	8	RENNHACK F	(5)	97 SCHRADER F On Ice NOR 25 16 17 22 71 43 HERING B GER 47 8 43 44 55 97 *
Goal	27:56	2 : 3	GER	EQ	43	HERING B	(13)	77 WEDDE J On Ice NOR 25 9 16 17 23 71 GER 47 6 8 43 55 77

3rd Period

Action	Time	ET/Res	Team	Type	No.	Name	(G)	Name of Assistant(s) / Action Description
Goal	32:01	3 : 3	NOR	EQ	71	OISETH O	(14)	22 BAKKE A On Ice NOR 25 9 16 17 22 71 GER 47 6 14 33 43 55
Time-out	43:32		NOR					

Overtime

Action	Time	ET/Res	Team	Type	No.	Name	(G)	Name of Assistant(s) / Action Description
Goal	48:11	4 : 3	NOR	EQ	9	VARNES M	(8)	71 OISETH O On Ice NOR 25 9 16 22 71 GER 47 33 44 55 97
GK	48:11		NOR					25 SUNDT A - Goalkeeper out
GK	48:11		GER					47 KUNST S - Goalkeeper out

Goalkeeper Records

Team : NOR - Norway

Team : GER - Germany

No.	Name	SOG	SVS	MIP	No.	Name	SOG	SVS	MIP
25	SUNDT Andreas	23	20	48:11	47	KUNST Simon	14	10	48:11
81	HAUGEN Erik				22	MUEHLHANS Veit			

Game Statistics

Team : NOR (White)



SAT 20 APR 2024

Start Time 19:00
End Time 21:01

Round Robin, Game 15



Head Coach : DAHLSTROM Ole Eskild											Shots on Goal					Time on Ice								
No.	Pos.	Name	Gen	G	A	P	PIM	FO+	FO-	FO+/-	FO%	1	2	3	OT	TS	+/-	1	2	3	OT	TOT	SHF	AVG
9	D	VARNES Morten	M	1	1	2	2	0	0	0	0.00	3	0	0	1	4	+1	0:00	0:00	0:00	0:00	0:00	0:00	0:00
16	D	NORDSTOGA Knut Andre +A	M	0	0	0	0	0	0	0	0.00	0	1	0	0	1	+1	0:00	0:00	0:00	0:00	0:00	0:00	0:00
17	F	SOLBERG Loyd Remi Pallander (BP)	M	0	0	0	0	0	0	0	0.00	0	0	1	0	1	0	0:00	0:00	0:00	0:00	0:00	0:00	0:00
33	F	SKOLBEKKEN Martin Bakkejord	M	0	0	0	0	0	0	0	0.00	0	0	0	0	0	0	0:00	0:00	0:00	0:00	0:00	0:00	0:00
71	F	OISETH Ola +C	M	1	1	2	0	23	17	6	57.50	1	0	2	1	4	+2	0:00	0:00	0:00	0:00	0:00	0:00	0:00
20	F	HAMRE Martin	M	0	0	0	0	0	0	0	0.00	0	0	0	0	0	-1	0:00	0:00	0:00	0:00	0:00	0:00	0:00
22	D	BAKKE Audun	M	1	1	2	0	0	0	0	0.00	1	2	0	0	3	+2	0:00	0:00	0:00	0:00	0:00	0:00	0:00
23	D	KLAKEGG Jan Roger	M	0	1	1	0	0	0	0	0.00	0	0	0	0	0	-1	0:00	0:00	0:00	0:00	0:00	0:00	0:00
26	F	KRONBERG Viktor	M	0	0	0	0	0	0	0	0.00	0	0	0	0	0	0	0:00	0:00	0:00	0:00	0:00	0:00	0:00
91	F	LYNGROTH Alexander +A	M	1	0	1	0	6	6	0	50.00	0	1	0	0	1	0	0:00	0:00	0:00	0:00	0:00	0:00	0:00
6	F	KIRSTISTUEN Emil	M	0	0	0	0	0	0	0	0.00	0	0	0	0	0	0	0:00	0:00	0:00	0:00	0:00	0:00	0:00
35	F	GROESFJELD Martin	M	0	0	0	0	0	0	0	0.00	0	0	0	0	0	0	0:00	0:00	0:00	0:00	0:00	0:00	0:00
69	F	OEVERLI Fabian Cruickshank	M	0	0	0	0	0	0	0	0.00	0	0	0	0	0	0	0:00	0:00	0:00	0:00	0:00	0:00	0:00
25	GK	SUNDT Andreas	M	0	0	0	0					0	0	0	0	0								
81	GK	HAUGEN Erik	M	0	0	0	0					0	0	0	0	0								
Total				4	4	8	2	29	23	6	55.77	5	4	3	2	14								

Team : GER (Black)

Head Coach : POKORNY Andreas											Shots on Goal					Time on Ice								
No.	Pos.	Name	Gen	G	A	P	PIM	FO+	FO-	FO+/-	FO%	1	2	3	OT	TS	+/-	1	2	3	OT	TOT	SHF	AVG
6	D	RAEDLER Hugo	M	0	0	0	0	0	0	0	0.00	1	0	0	0	1	0	0:00	0:00	0:00	0:00	0:00	0:00	0:00
8	F	RENNHACK Frank +A	M	1	0	1	0	11	17	-6	39.29	0	2	1	0	3	+2	0:00	0:00	0:00	0:00	0:00	0:00	0:00
43	F	HERING Bernhard	M	1	2	3	0	1	1	0	50.00	2	1	2	0	5	0	0:00	0:00	0:00	0:00	0:00	0:00	0:00
52	D	PABST Robert	M	0	0	0	0	0	0	0	0.00	0	0	0	0	0	0	0:00	0:00	0:00	0:00	0:00	0:00	0:00
77	F	WEDDE Joerg	M	1	1	2	2	0	0	0	0.00	2	0	0	0	2	+1	0:00	0:00	0:00	0:00	0:00	0:00	0:00
14	F	BUSSMANN Jano	M	0	0	0	0	0	0	0	0.00	1	0	0	0	1	-2	0:00	0:00	0:00	0:00	0:00	0:00	0:00
33	F	KUHLI-LAUENSTEIN Ingo +A	M	0	0	0	0	11	11	0	50.00	0	0	0	0	0	-2	0:00	0:00	0:00	0:00	0:00	0:00	0:00
44	F	BRELAGE Jan Malte +C	M	0	0	0	12	0	0	0	0.00	1	1	0	0	2	-1	0:00	0:00	0:00	0:00	0:00	0:00	0:00
55	D	STUMPE Sven (BP)	M	0	0	0	0	0	0	0	0.00	5	0	2	1	8	-1	0:00	0:00	0:00	0:00	0:00	0:00	0:00
97	F	SCHRADER Felix	M	0	1	1	0	0	0	0	0.00	0	1	0	0	1	-1	0:00	0:00	0:00	0:00	0:00	0:00	0:00
21	F	BETZ Steven	M	0	0	0	0	0	0	0	0.00	0	0	0	0	0	0	0:00	0:00	0:00	0:00	0:00	0:00	0:00
22	GK	MUEHLHANS Veit	M	0	0	0	0					0	0	0	0	0								
47	GK	KUNST Simon	M	0	0	0	0					0	0	0	0	0								
Total				3	4	7	14	23	29	-6	44.23	12	5	5	1	23								

Round Robin

R	Team	GP	W	OTW	OTL	L	GDF	GF : GA	PTS
1	NOR	5	4	1	0	0	+54	57 : 3	14
2	GER	5	4	0	1	0	+54	60 : 6	13
3	SWE	5	3	0	0	2	+18	27 : 9	9
4	KAZ	5	2	0	0	3	-8	17 : 25	6
5	FRA	5	0	1	0	4	-60	4 : 64	2
6	GBR	5	0	0	1	4	-58	6 : 64	1

	FRA	GBR	GER	KAZ	NOR	SWE
FRA	*****	3:2	0:18	0:7	0:25	1:12
GBR	2:3	*****	1:23	3:8	0:18	0:12
GER	18:0	23:1	*****	12:1	3:4	4:0
KAZ	7:0	8:3	1:12	*****	0:7	1:3
NOR	25:0	18:0	4:3	7:0	*****	3:0
SWE	12:1	12:0	0:4	3:1	0:3	*****




Legend:		
(G)	Goals in tournament	* does not count for Plus/minus
+C	Captain	A Assists
ET/Res	Penalty end time/Result of game	F Forward
FO+	Face-offs won	FO+/- Face-offs net
GDF	Goal difference	Gen Gender
GP	Games played	L Losses
No.	Jersey number	OT Overtime
P	Points	PIM Penalties in minutes
PPG	Power play goals	PTS Points
SOG	Shots on goal	SVS Saves
W	Wins	+/- Plus/minus net
		D Defence
		FO- Face-offs lost
		G Goals
		GF Goals for
		M Male
		OTL Overtime losses
		Pos. Position
		R Rank
		TPP Time on power play
		+A Assistant Captain
		EQ Equal strength
		FO% Face-offs won as percentage
		GA Goals against
		GK Goalkeeper
		MIP Minutes in play (GK)
		OTW Overtime wins
		PP1 Power play - 1 player
		SHG Shorthanded goals
		TS Total shots



Shot Chart NOR - GER

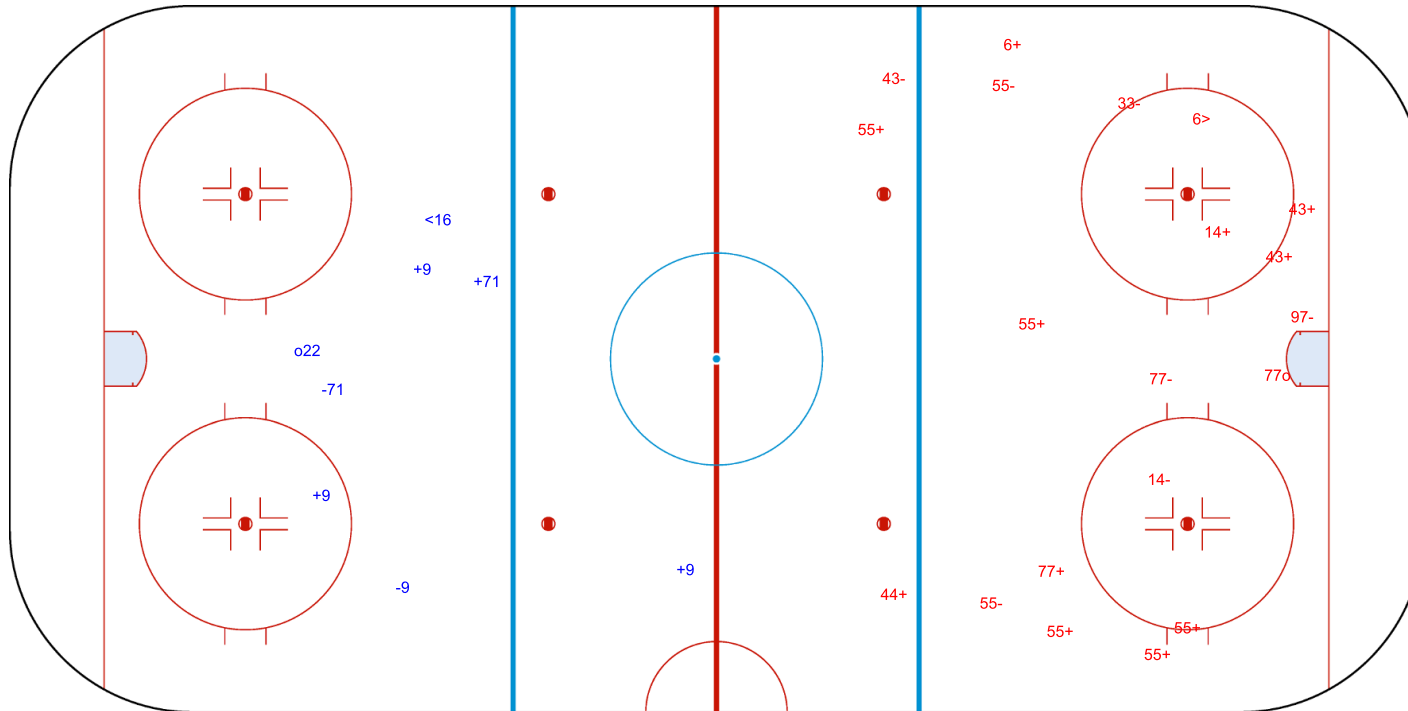
Shots by NOR
Goals (o): 1
SSP (<): 1
SSG (+): 4
SPG (-): 2




GK 47 of GER



Period: 1



Shots by GER
Goals (o): 1
SSP (>): 1
SSG (+): 11
SPG (-): 7

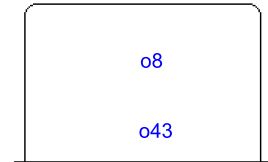


GK 25 of NOR



Shots by GER

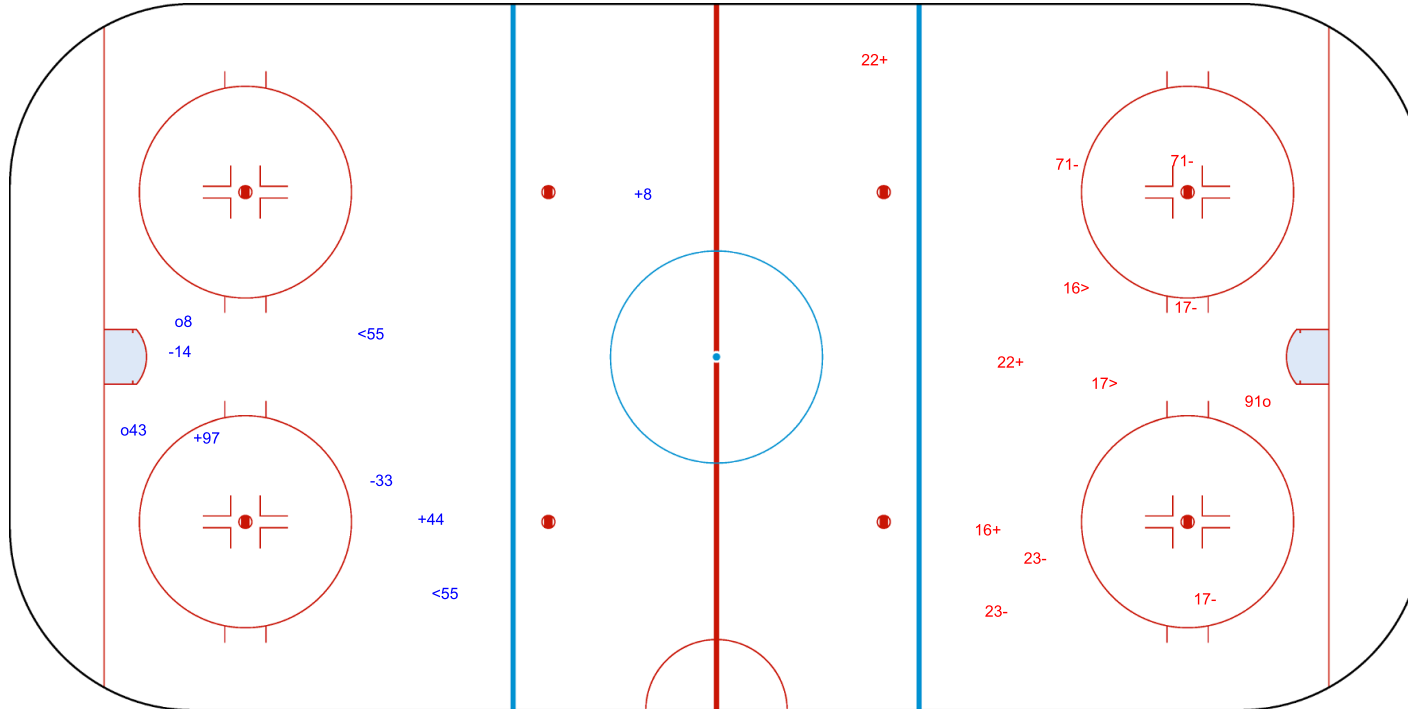
Goals (o): 2 SSG (+): 3
SSP (<): 2 SPG (-): 2



GK 25 of NOR

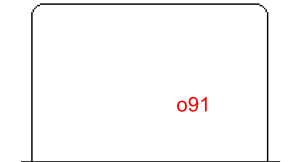


Period: 2



Shots by NOR

Goals (o): 1 SSG (+): 3
SSP (>): 2 SPG (-): 6




GK 47 of GER



Shots by NOR

Goals (o): 1 SSG (+): 2

SSP (<): 1 SPG (-): 2



GK 47 of GER



Period: 3



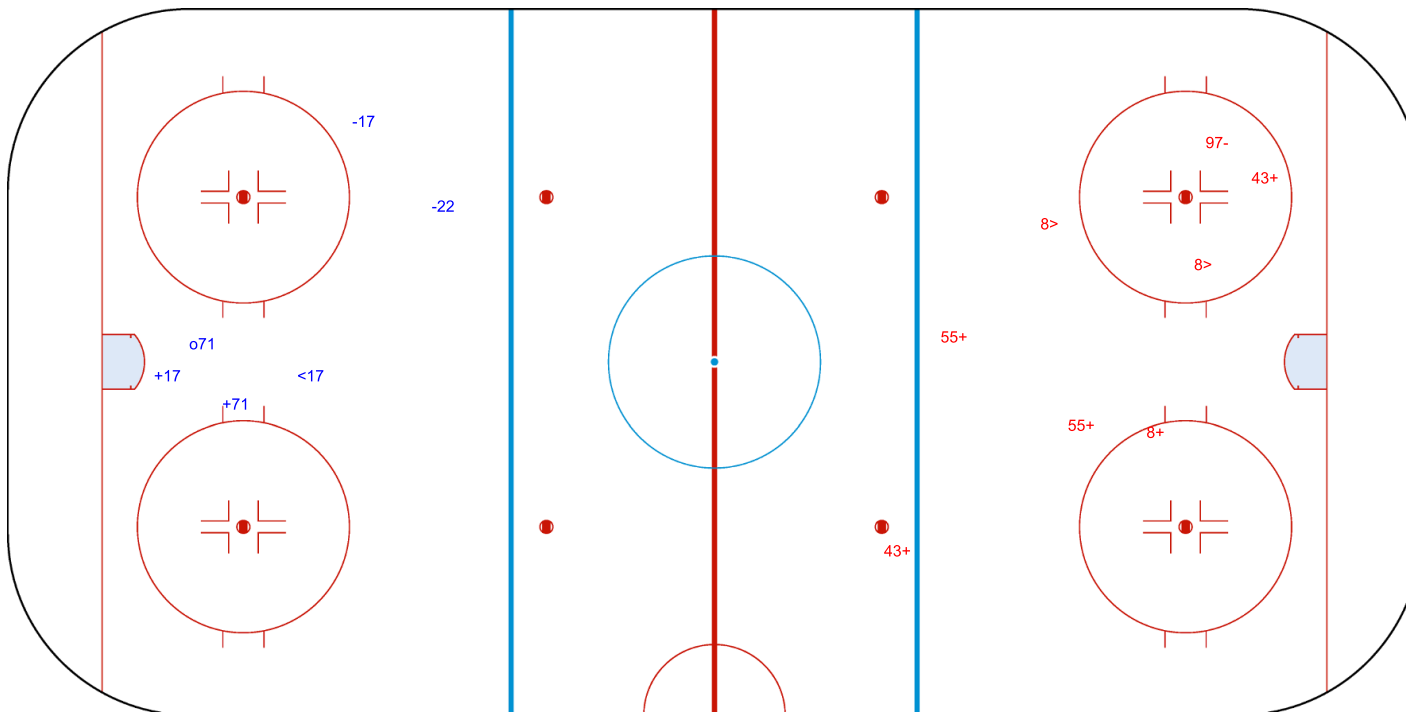
Shots by GER

Goals (o): 0 SSG (+): 5

SSP (>): 2 SPG (-): 1



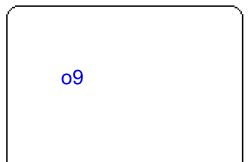
GK 25 of NOR





Shots by NOR

Goals (o): 1 SSG (+): 1
SSP (<): 0 SPG (-): 0



GK 47 of GER



Overtime

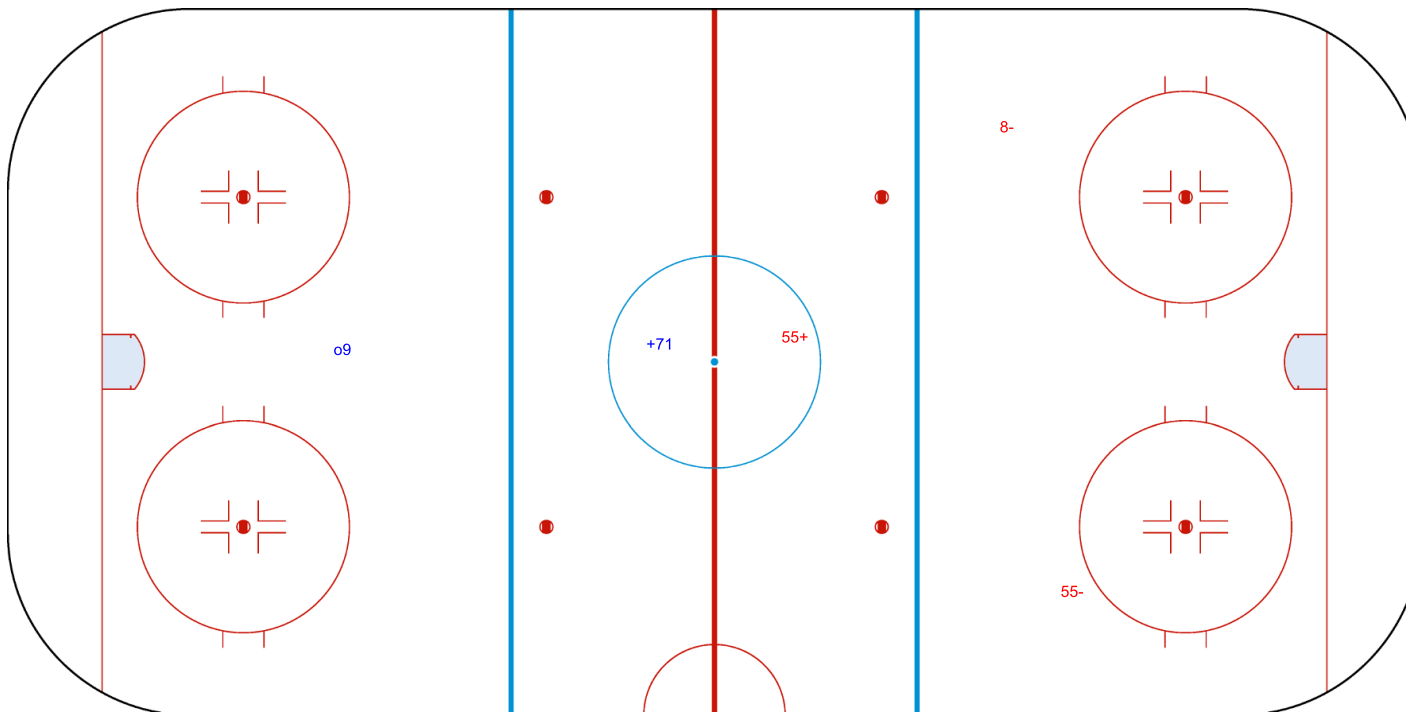


Shots by GER

Goals (o): 0 SSG (+): 1
SSP (>): 0 SPG (-): 2



GK 25 of NOR



Legend:	
GK Goalkeeper	SPG Shots past goal
SSG Shots saved by goalkeeper	SSP Shots saved by player



Face-off Chart

NOR - GER

PERIOD 1

NOR	GER	NOR	GER	NOR	GER		
Def. zone	Att. zone	Neutral zone		Att. zone	Def. zone		
+ 91	- 33	+ 71	- 8	+ 71	- 33		
- 91	+ 8	- 71	+ 8	+ 71	- 8		
+ 91	- 33	+ 71	- 8	- 71	+ 33		
+ 91	- 33	- 71	+ 8	- 71	+ 33		
- 91	+ 33			- 91	+ 33		
- 71	+ 33			+ 71	- 33		
- 71	+ 8						
+ 71	- 8						
Total wins / period		4 / 50%	4 / 50%	2 / 50%	2 / 50%	3 / 50%	3 / 50%

Total wins
all zones

NOR	GER
9 / 50%	9 / 50%

PERIOD 2

NOR	GER	NOR	GER	NOR	GER		
Def. zone	Att. zone	Neutral zone		Att. zone	Def. zone		
- 71	+ 8	- 71	+ 8	- 71	+ 8		
		- 71	+ 33	+ 71	- 43		
		+ 71	- 33	+ 71	- 33		
		+ 71	- 8	+ 71	- 33		
		+ 91	- 33	+ 71	- 8		
		+ 91	- 33	- 71	+ 8		
				+ 71	- 8		
				- 71	+ 8		
				- 71	+ 8		
Total wins / period		0 / 0%	1 / 100%	4 / 67%	2 / 33%	5 / 56%	4 / 44%

Total wins
all zones

NOR	GER
9 / 56%	7 / 44%

PERIOD 3

NOR	GER	NOR	GER	NOR	GER		
Def. zone	Att. zone	Neutral zone		Att. zone	Def. zone		
+ 71	- 8	+ 71	- 8	+ 71	- 8		
+ 71	- 8	+ 91	- 33	+ 71	- 8		
+ 71	- 8	- 91	+ 33	- 71	+ 43		
- 91	+ 8	+ 71	- 8	- 91	+ 33		
+ 71	- 8			+ 71	- 8		
+ 71	- 8						
Total wins / period		5 / 83%	1 / 17%	3 / 75%	1 / 25%	3 / 60%	2 / 40%

Total wins
all zones

NOR	GER
11 / 73%	4 / 27%

OVERTIME

NOR	GER	NOR	GER	NOR	GER
Def. zone	Att. zone	Neutral zone		Att. zone	Def. zone
		- 71	+ 33	- 71	+ 33
		- 71	+ 33		
Total wins / period		0 / 0%	2 / 100%	0 / 0%	1 / 100%

Total wins
all zones

NOR	GER
0 / 0%	3 / 100%



TOTAL

	NOR		GER		NOR		GER		Total wins all zones	
	Def. zone	Att. zone	Neutral zone		Att. zone	Def. zone			NOR	GER
Total wins / game	9 / 60%	6 / 40%	9 / 56%	7 / 44%	11 / 52%	10 / 48%			29 / 56%	23 / 44%

HEAD TO HEAD

		GER			Tot	wins NOR	Dz	Nz	Az
No.		8	33	43					
NOR	71	17 - 9	5 - 7	1 - 1	40	23 58%	6 67%	6 50%	11 58%
	91	0 - 2	6 - 4		12	6 50%	3 50%	3 75%	0 0%
	Tot	28	22	2	52	29 56%	9 60%	9 56%	11 52%
	wins GER	11 39%	11 50%	1 50%	23 44%				
	Dz	4 40%	5 56%	1 50%	10 48%				
	Nz	3 38%	4 50%		7 44%				
	Az	4 40%	2 40%		6 40%				

Legend:
Az Attacking zone **Dz** Defending zone **No.** Jersey number **Nz** Neutral zone **Tot.** Total face-offs played



Team Statistics

As of SAT 20 APR 2024

Including Game 15

Scoring Efficiency

(Ranked by highest SG% / highest GP)

Rank	Team	GP	GF	SSG	SOG	SG%
1	GER	5	60	103	163	36.81
2	NOR	5	57	105	162	35.19
3	SWE	5	27	63	90	30.00
4	FRA	5	4	17	21	19.05
5	KAZ	5	17	75	92	18.48
6	GBR	5	6	32	38	15.79

Power Play

(Ranked by highest PP% / highest GP)

Rank	Team	GP	ADV	PPGF	PP%	TPP	M:S
1	GER	5	8	7	87.50	06:12	00:53
2	NOR	5	15	10	66.67	17:23	01:44
3	SWE	5	17	6	35.29	28:14	04:42
4	GBR	5	15	2	13.33	27:00	13:30
5	KAZ	5	10	1	10.00	15:20	15:20
6	FRA	5	13	1	7.69	23:41	23:41

Penalty Killing

(Ranked by highest PK% / highest GP)

Rank	Team	GP	DVG	PPGA	PK%	TSH	M:S
1	NOR	5	11	1	90.91	16:32	16:32
2	GER	5	14	2	85.71	26:44	13:22
3	SWE	5	8	2	75.00	13:41	06:50
4	KAZ	5	15	6	60.00	20:50	03:28
5	FRA	5	18	9	50.00	23:59	02:39
6	GBR	5	12	7	41.67	16:04	02:17

Goalkeeping

(Ranked by highest SVS%)

Rank	Team	GP	GA	SVS	SOG	SVS%	GAA	SHGA	PPGA	SO	ENG
1	NOR	5	3	40	43	93.02	0.59	0	1	4	0
2	GER	5	6	33	39	84.62	1.18	0	2	2	0
3	SWE	5	9	47	56	83.93	1.80	1	2	1	0
4	FRA	5	64	121	185	65.41	12.56	7	9	0	0
5	GBR	5	64	111	175	63.43	12.56	8	7	0	0
6	KAZ	5	25	43	68	63.24	5.00	0	6	1	0

Penalties

(Ranked by highest PIM)

Rank	Team	GP	2	5	10	GM	MP	PIM	PAVG
1	GER	5	15	0	1	0	0	40	8:00
2	FRA	5	19	0	0	0	0	38	7:36
3	KAZ	5	16	0	0	0	0	32	6:24
4	GBR	5	12	0	0	0	0	24	4:48
5	NOR	5	12	0	0	0	0	24	4:48
6	SWE	5	8	0	0	0	0	16	3:12

Shorthanded Goals

(Ranked by highest NET / lowest GP)

Rank	Team	GP	SHGF	SHGA	NET
1	GER	5	8	0	+8
2	NOR	5	4	0	+4
3	KAZ	5	2	0	+2
4	SWE	5	2	1	+1
5	FRA	5	0	7	-7
6	GBR	5	0	8	-8

Attendance

(Ranked by highest average attendance)

Rank	Team	GP	Spect	AVG
1	NOR	5	1416	283
2	GER	5	645	129
3	GBR	5	600	120
4	SWE	5	519	103
5	FRA	5	500	100
6	KAZ	5	450	90
Total		15	2065	137

Legend:	
2	Two (2) minute penalties
ADV	Advantage (times on power play)
ENG	Empty net goals
GF	Goals for
MP	Match penalties
PAVG	PIM in average
PPGA	Power play goals against
SG%	Percentage of goals from total shots
SO	Shutouts
SSG	Shots saved by goalkeeper
TPP	Time of power play
5	Five (5) minute penalties
AVG	Average
GA	Goals against
GM	Game misconducts
M:S	Average time in min. and sec.
PIM	Penalties in minutes
PPGF	Power play goals for
SHGA	Shorthanded goals against
SOG	Shots on goal
SVS	Saves
TSH	Time shorthanded in min. and sec.
10	Ten (10) minute penalties
DVG	Disadvantage (number of times shorthanded)
GAA	Goals against as average per 45 minutes
GP	Number of games played
NET	SHGF - SHGA
PK%	Penalty killing percentage
PP%	Power play eff. as percentage
SHGF	Shorthanded goals for
Spect	Spectators
SVS%	SVS as percentage of total SOG



Player Statistics by Team

As of SAT 20 APR 2024

Including Game 13

FRA - France

Playing Statistics

No.	Name	Gen	Pos.	GP	G	A	PTS	PIM	+/-	GWG	PPG	SHG	SOG	SG%	TM	M/G	TSh	AT/S
1	BLAVETTE Laurent	M	GK	5	0	0	0	0		0	0	0	0	0.00				
2	JOUENNE Yannick	M	D	5	0	0	0	2	-28	0	0	0	3	0.00	0:00	0:00	0	0:00
3	LEPLUMEY Jean Paul	M	D	5	0	0	0	8	-23	0	0	0	1	0.00	0:00	0:00	0	0:00
4	BATAILLE Pierre	M	D	5	0	0	0	2	-20	0	0	0	0	0.00	0:00	0:00	0	0:00
5	SIX Mael	M	D	5	0	0	0	2	-23	0	0	0	1	0.00	0:00	0:00	0	0:00
8	CADONNA Franck	M	F	5	1	0	1	4	-24	0	0	0	5	20.00	0:00	0:00	0	0:00
9	ALBERT Florentin	M	F	5	0	0	0	2	-31	0	0	0	1	0.00	0:00	0:00	0	0:00
10	FORGACS Nicolas	M	F	5	0	1	1	0	-26	0	0	0	3	0.00	0:00	0:00	0	0:00
11	PIERRE Francois	M	F	5	0	0	0	0	-10	0	0	0	1	0.00	0:00	0:00	0	0:00
13	LINIER Roland	M	F	5	2	0	2	2	-20	1	0	0	4	50.00	0:00	0:00	0	0:00
14	NAVARRO Nicolas	M	F	5	1	0	1	10	-25	0	1	0	2	50.00	0:00	0:00	0	0:00
17	DEMOL Charles	M	F	5	0	1	1	0	-20	0	0	0	0	0.00	0:00	0:00	0	0:00
18	LETROU Jeremy	M	F	5	0	0	0	0	-10	0	0	0	0	0.00	0:00	0:00	0	0:00
20	AKNIN Sofian	M	GK	5	0	0	0	0		0	0	0	0	0.00				

Goalkeeping Statistics

No.	Name	Gen	GPT	GKD	GPI	MIP	MIP%	GA	SVS	SOG	SVS%	GAA	SO	W	L
1	BLAVETTE Laurent	M	5	5	5	223:59	97.72	58	118	176	67.05	11.65	0	1	4
20	AKNIN Sofian	M	5	5	1	05:14	2.28	6	3	9	33.33	51.59	0	0	0

Legend:			
+/-	Plus/minus net	A	Assists
D	Defence	F	Forward
GA	Goals against	GAA	Goals against as average per 45 minutes
GK	Goalkeeper	GKD	Goalkeeper dressed
GPI	Games played in	GPT	Number of games played by team
L	Number of games lost	M	Male
MIP%	MIP as percentage	M/G	Minutes per game
PIM	Penalties in minutes	Pos.	Position on team
PTS	Points	SG%	Percentage of goals from total shots
SO	Shutouts	SOG	Shots on goal
SVS%	SVS as percentage of total SOG	TM	Total minutes played
W	Number of games won	AT/S	Average time per shift
		G	Goals
		Gen	Gender
		GP	Number of games played
		GWG	Game winning goals
		MIP	Minutes and seconds played
		No.	Jersey number
		PPG	Power play goals
		SHG	Shorthanded goals
		SVS	Saves
		TSh	Total shifts played



Player Statistics by Team

As of SAT 20 APR 2024

Including Game 14

GBR - Great Britain

Playing Statistics

No.	Name	Gen	Pos.	GP	G	A	PTS	PIM	+/-	GWG	PPG	SHG	SOG	SG%	TM	M/G	TSh	AT/S
3	DAVIES Joshua	M	F	4	0	0	0	0	-8	0	0	0	0	0.00	0:00	0:00	0	0:00
6	NICHOLSON Karl	M	F	5	4	1	5	0	-23	0	1	0	10	40.00	0:00	0:00	0	0:00
7	WATTS Dani	F	F	3	0	0	0	0	-2	0	0	0	0	0.00	0:00	0:00	0	0:00
8	QUIRK Stacey	F	F	5	0	1	1	0	-35	0	0	0	2	0.00	0:00	0:00	0	0:00
9	CHRISTOPHER Tyler	M	F	0	0	0	0	0	0	0	0	0	0	0.00	0:00	0:00	0	0:00
10	GREGORY Felicity	F	D	3	0	0	0	0	-7	0	0	0	0	0.00	0:00	0:00	0	0:00
13	FARMER Gary	M	D	5	1	3	4	14	-29	0	1	0	18	5.56	0:00	0:00	0	0:00
18	O'BRIEN Ben	M	F	4	1	0	1	0	-9	0	0	0	1	100.00	0:00	0:00	0	0:00
20	HACKWORTH Bryan	M	GK	5	0	0	0	0	0	0	0	0	0	0.00				
22	le GALLOUDEC Jonathon	M	D	5	0	3	3	2	-40	0	0	0	3	0.00	0:00	0:00	0	0:00
28	COLQUITT Mark	M	D	5	0	0	0	0	-16	0	0	0	0	0.00	0:00	0:00	0	0:00
31	HILL Nicole Jodi	F	GK	5	0	0	0	0	0	0	0	0	0	0.00				
33	BROWN Paul	M	D	5	0	0	0	2	-15	0	0	0	2	0.00	0:00	0:00	0	0:00
40	SHAKESPEARE Callum	M	F	4	0	0	0	2	-17	0	0	0	1	0.00	0:00	0:00	0	0:00
66	COUCH Shannon	F	F	5	0	0	0	2	-25	0	0	0	0	0.00	0:00	0:00	0	0:00
88	MELLOR John	M	F	5	0	0	0	0	-14	0	0	0	0	0.00	0:00	0:00	0	0:00
89	BARKER Damien	M	D	2	0	0	0	0	-1	0	0	0	0	0.00	0:00	0:00	0	0:00
97	LAHAN Dean	M	F	5	0	0	0	2	-21	0	0	0	1	0.00	0:00	0:00	0	0:00

Goalkeeping Statistics

No.	Name	Gen	GPT	GKD	GPI	MIP	MIP%	GA	SVS	SOG	SVS%	GAA	SO	W	L
20	HACKWORTH Bryan	M	5	5	5	164:22	71.71	36	74	110	67.27	9.86	0	0	5
31	HILL Nicole Jodi	F	5	5	3	64:51	28.29	28	37	65	56.92	19.43	0	0	0

Legend:			
+/-	Plus/minus net	A	Assists
D	Defence	F	Female / Forward
GA	Goals against	GAA	Goals against as average per 45 minutes
GK	Goalkeeper	GKD	Goalkeeper dressed
GPI	Games played in	GPT	Number of games played by team
L	Number of games lost	M	Male
MIP%	MIP as percentage	M/G	Minutes per game
PIM	Penalties in minutes	Pos.	Position on team
PTS	Points	SG%	Percentage of goals from total shots
SO	Shutouts	SOG	Shots on goal
SVS%	SVS as percentage of total SOG	TM	Total minutes played
W	Number of games won	AT/S	Average time per shift
		G	Goals
		Gen	Gender
		GP	Number of games played
		GWG	Game winning goals
		MIP	Minutes and seconds played
		No.	Jersey number
		PPG	Power play goals
		SHG	Shorthanded goals
		SVS	Saves
		TSh	Total shifts played



Player Statistics by Team

As of SAT 20 APR 2024

Including Game 15

GER - Germany

Playing Statistics

No.	Name	Gen	Pos.	GP	G	A	PTS	PIM	+/-	GWG	PPG	SHG	SOG	SG%	TM	M/G	TSh	AT/S
6	RAEDLER Hugo	M	D	5	2	3	5	0	+24	0	0	1	6	33.33	0:00	0:00	0	0:00
7	UHLEMANN Lars	M	D	0	0	0	0	0	0	0	0	0	0	0.00	0:00	0:00	0	0:00
8	RENNHACK Frank	M	F	5	5	12	17	0	+25	0	2	1	17	29.41	0:00	0:00	0	0:00
9	REIMANN Leopold	M	F	3	1	3	4	0	+7	0	0	0	1	100.00	0:00	0:00	0	0:00
14	BUSSMANN Jano	M	F	5	4	7	11	2	+16	0	0	1	11	36.36	0:00	0:00	0	0:00
21	BETZ Steven	M	F	5	2	1	3	2	+7	0	0	0	5	40.00	0:00	0:00	0	0:00
22	MUEHLHANS Veit	M	GK	5	0	1	1	0		0	0	0	0	0.00				
33	KUHLI-LAUENSTEIN Ingo	M	F	5	5	6	11	2	+19	0	1	0	11	45.45	0:00	0:00	0	0:00
43	HERING Bernhard	M	F	5	13	11	24	6	+24	0	2	2	30	43.33	0:00	0:00	0	0:00
44	BRELAGE Jan Malte	M	F	5	3	6	9	14	+25	0	0	0	14	21.43	0:00	0:00	0	0:00
47	KUNST Simon	M	GK	5	0	0	0	0		0	0	0	0	0.00				
52	PABST Robert	M	D	5	1	12	13	0	+25	0	0	0	6	16.67	0:00	0:00	0	0:00
55	STUMPE Sven	M	D	5	1	3	4	4	+18	1	0	0	11	9.09	0:00	0:00	0	0:00
77	WEDDE Joerg	M	F	4	3	4	7	6	+10	0	0	0	13	23.08	0:00	0:00	0	0:00
83	PILZ Christian	M	D	3	1	0	1	0	+4	0	0	0	4	25.00	0:00	0:00	0	0:00
96	FELDERHOFF Benedikt	M	F	4	0	2	2	2	+10	0	0	0	4	0.00	0:00	0:00	0	0:00
97	SCHRADER Felix	M	F	5	19	12	31	2	+24	3	2	3	30	63.33	0:00	0:00	0	0:00

Goalkeeping Statistics

No.	Name	Gen	GPT	GKD	GPI	MIP	MIP%	GA	SVS	SOG	SVS%	GAA	SO	W	L
22	MUEHLHANS Veit	M	5	5	3	90:00	39.44	2	8	10	80.00	1.00	1	1	0
47	KUNST Simon	M	5	5	4	138:11	60.56	4	25	29	86.21	1.30	1	3	1

Legend:					
+/-	Plus/minus net	A	Assists	AT/S	Average time per shift
D	Defence	F	Forward	G	Goals
GA	Goals against	GAA	Goals against as average per 45 minutes	Gen	Gender
GK	Goalkeeper	GKD	Goalkeeper dressed	GP	Number of games played
GPI	Games played in	GPT	Number of games played by team	GWG	Game winning goals
L	Number of games lost	M	Male	MIP	Minutes and seconds played
MIP%	MIP as percentage	M/G	Minutes per game	No.	Jersey number
PIM	Penalties in minutes	Pos.	Position on team	PPG	Power play goals
PTS	Points	SG%	Percentage of goals from total shots	SHG	Shorthanded goals
SO	Shutouts	SOG	Shots on goal	SVS	Saves
SVS%	SVS as percentage of total SOG	TM	Total minutes played	TSh	Total shifts played
W	Number of games won				



Player Statistics by Team

As of SAT 20 APR 2024

Including Game 13

KAZ - Kazakhstan

Playing Statistics

No.	Name	Gen	Pos.	GP	G	A	PTS	PIM	+/-	GWG	PPG	SHG	SOG	SG%	TM	M/G	TSh	AT/S
1	MUKATOV Beimbet	M	GK	5	0	0	0	0		0	0	0	0	0.00				
4	SHORMANOV Sundet	M	D	5	1	0	1	0	-7	0	0	0	2	50.00	0:00	0:00	0	0:00
7	BONDARENKO Dmitriy	M	D	5	0	1	1	4	-8	0	0	0	7	0.00	0:00	0:00	0	0:00
10	BEXULTAN Zhanibektarkhan	M	D	5	4	5	9	6	+2	0	1	0	18	22.22	0:00	0:00	0	0:00
11	SABIROV Kairat	M	F	5	0	1	1	0	-5	0	0	0	2	0.00	0:00	0:00	0	0:00
13	MIYANOV Maxat	M	F	5	3	1	4	4	+3	2	0	0	13	23.08	0:00	0:00	0	0:00
14	BOKANOV Yerlik	M	D	5	0	0	0	0	-6	0	0	0	1	0.00	0:00	0:00	0	0:00
16	KARIPBAYEV Kuat	M	F	5	4	5	9	8	+4	0	0	2	20	20.00	0:00	0:00	0	0:00
20	BASMANOV Oleg	M	GK	5	0	0	0	0		0	0	0	0	0.00				
21	TOKTARBAYEV Aidos	M	F	5	4	4	8	4	+3	0	0	0	21	19.05	0:00	0:00	0	0:00
73	PASKHALIDI Alexandr	M	F	5	0	1	1	2	-7	0	0	0	2	0.00	0:00	0:00	0	0:00
87	AKHMETOV Almas	M	D	5	1	1	2	4	+3	0	0	0	6	16.67	0:00	0:00	0	0:00

Goalkeeping Statistics

No.	Name	Gen	GPT	GKD	GPI	MIP	MIP%	GA	SVS	SOG	SVS%	GAA	SO	W	L
1	MUKATOV Beimbet	M	5	5	1	45:00	20.00	3	3	6	50.00	3.00	0	1	0
20	BASMANOV Oleg	M	5	5	4	180:00	80.00	22	40	62	64.52	5.50	1	1	3

Legend:			
+/-	Plus/minus net	A	Assists
D	Defence	F	Forward
GA	Goals against	GAA	Goals against as average per 45 minutes
GK	Goalkeeper	GKD	Goalkeeper dressed
GPI	Games played in	GPT	Number of games played by team
L	Number of games lost	M	Male
MIP%	MIP as percentage	M/G	Minutes per game
PIM	Penalties in minutes	Pos.	Position on team
PTS	Points	SG%	Percentage of goals from total shots
SO	Shutouts	SOG	Shots on goal
SVS%	SVS as percentage of total SOG	TM	Total minutes played
W	Number of games won	AT/S	Average time per shift
		G	Goals
		Gen	Gender
		GP	Number of games played
		GWG	Game winning goals
		MIP	Minutes and seconds played
		No.	Jersey number
		PPG	Power play goals
		SHG	Shorthanded goals
		SVS	Saves
		TSh	Total shifts played



Player Statistics by Team

As of SAT 20 APR 2024

Including Game 15

NOR - Norway

Playing Statistics

No.	Name	Gen	Pos.	GP	G	A	PTS	PIM	+/-	GWG	PPG	SHG	SOG	SG%	TM	M/G	TSh	AT/S
6	KIRSTISTUEN Emil	M	F	4	0	3	3	0	+7	0	0	0	0	0.00	0:00	0:00	0	0:00
9	VARNES Morten	M	D	5	8	5	13	6	+15	2	2	0	26	30.77	0:00	0:00	0	0:00
16	NORDSTOGA Knut Andre	M	D	5	4	4	8	0	+21	0	0	0	16	25.00	0:00	0:00	0	0:00
17	SOLBERG Loyd Remi Pallander	M	F	5	5	14	19	2	+27	0	1	0	17	29.41	0:00	0:00	0	0:00
20	HAMRE Martin	M	F	5	2	6	8	6	+10	0	0	0	8	25.00	0:00	0:00	0	0:00
22	BAKKE Audun	M	D	5	12	12	24	0	+28	1	4	1	22	54.55	0:00	0:00	0	0:00
23	KLAKEGG Jan Roger	M	D	3	1	6	7	0	+12	0	0	0	1	100.00	0:00	0:00	0	0:00
25	SUNDT Andreas	M	GK	5	0	0	0	0		0	0	0	0	0.00				
26	KRONBERG Viktor	M	F	5	1	5	6	0	+13	0	0	1	6	16.67	0:00	0:00	0	0:00
28	KRISTOFFERSEN Emil	M	F	3	0	1	1	0	+2	0	0	0	3	0.00	0:00	0:00	0	0:00
33	SKOLBEKKEN Martin Bakkejord	M	F	5	1	9	10	4	+23	0	0	0	4	25.00	0:00	0:00	0	0:00
35	GROESFJELD Martin	M	F	5	0	2	2	0	+8	0	0	0	4	0.00	0:00	0:00	0	0:00
69	OEVERLI Fabian Cruickshank	M	F	5	1	3	4	0	+13	0	0	1	3	33.33	0:00	0:00	0	0:00
71	OISETH Ola	M	F	5	14	14	28	0	+27	1	2	0	34	41.18	0:00	0:00	0	0:00
81	HAUGEN Erik	M	GK	5	0	0	0	0		0	0	0	0	0.00				
91	LYNGROTH Alexander	M	F	5	8	7	15	2	+12	1	1	1	18	44.44	0:00	0:00	0	0:00

Goalkeeping Statistics

No.	Name	Gen	GPT	GKD	GPI	MIP	MIP%	GA	SVS	SOG	SVS%	GAA	SO	W	L
25	SUNDT Andreas	M	5	5	4	168:11	73.71	3	36	39	92.31	0.80	2	4	0
81	HAUGEN Erik	M	5	5	2	60:00	26.29	0	4	4	100.00	0.00	1	1	0

Legend:			
+/-	Plus/minus net	A	Assists
D	Defence	F	Forward
GA	Goals against	GAA	Goals against as average per 45 minutes
GK	Goalkeeper	GKD	Goalkeeper dressed
GPI	Games played in	GPT	Number of games played by team
L	Number of games lost	M	Male
MIP%	MIP as percentage	M/G	Minutes per game
PIM	Penalties in minutes	Pos.	Position on team
PTS	Points	SG%	Percentage of goals from total shots
SO	Shutouts	SOG	Shots on goal
SVS%	SVS as percentage of total SOG	TM	Total minutes played
W	Number of games won	AT/S	Average time per shift
		G	Goals
		Gen	Gender
		GP	Number of games played
		GWG	Game winning goals
		MIP	Minutes and seconds played
		No.	Jersey number
		PPG	Power play goals
		SHG	Shorthanded goals
		SVS	Saves
		TSh	Total shifts played



Player Statistics by Team

As of SAT 20 APR 2024

Including Game 14

SWE - Sweden

Playing Statistics

No.	Name	Gen	Pos.	GP	G	A	PTS	PIM	+/-	GWG	PPG	SHG	SOG	SG%	TM	M/G	TSh	AT/S
5	NILSSON Ulf	M	GK	5	0	0	0	0		0	0	0	0	0.00				
6	NILSSON Peter	M	D	5	7	6	13	2	+8	0	2	1	23	30.43	0:00	0:00	0	0:00
7	SZEPLAKY Elliot	M	F	5	0	3	3	0	+8	0	0	0	3	0.00	0:00	0:00	0	0:00
9	LILJEBAEK Hugo	M	D	5	2	13	15	4	+10	0	0	0	10	20.00	0:00	0:00	0	0:00
10	MENG Robin	M	F	5	4	4	8	2	+3	1	0	1	10	40.00	0:00	0:00	0	0:00
15	PERSSON Caroline	F	F	4	1	0	1	2	+7	1	0	0	1	100.00	0:00	0:00	0	0:00
18	OJALA Peter	M	D	5	3	0	3	4	+5	1	3	0	5	60.00	0:00	0:00	0	0:00
22	DAHLSTEDT Robin	M	F	5	0	0	0	0	+6	0	0	0	0	0.00	0:00	0:00	0	0:00
23	EKLUND Magnus	M	F	5	0	3	3	0	+8	0	0	0	2	0.00	0:00	0:00	0	0:00
24	JANSSON Dennis	M	GK	5	0	0	0	0		0	0	0	0	0.00				
37	STRANDMARK Johan	M	D	5	0	1	1	0	+4	0	0	0	0	0.00	0:00	0:00	0	0:00
68	LOPEZ Markus	M	F	5	10	9	19	2	+9	0	1	0	36	27.78	0:00	0:00	0	0:00

Goalkeeping Statistics

No.	Name	Gen	GPT	GKD	GPI	MIP	MIP%	GA	SVS	SOG	SVS%	GAA	SO	W	L
5	NILSSON Ulf	M	5	5	3	135:00	60.00	8	43	51	84.31	2.67	0	1	2
24	JANSSON Dennis	M	5	5	2	90:00	40.00	1	4	5	80.00	0.50	1	2	0

Legend:	
+/-	Plus/minus net
D	Defence
GA	Goals against
GK	Goalkeeper
GPI	Games played in
L	Number of games lost
MIP%	MIP as percentage
PIM	Penalties in minutes
PTS	Points
SO	Shutouts
SVS%	SVS as percentage of total SOG
W	Number of games won
A	Assists
F	Female / Forward
GAA	Goals against as average per 45 minutes
GKD	Goalkeeper dressed
GPT	Number of games played by team
M	Male
M/G	Minutes per game
Pos.	Position on team
SG%	Percentage of goals from total shots
SOG	Shots on goal
TM	Total minutes played
AT/S	Average time per shift
G	Goals
Gen	Gender
GP	Number of games played
GWG	Game winning goals
MIP	Minutes and seconds played
No.	Jersey number
PPG	Power play goals
SHG	Shorthanded goals
SVS	Saves
TSh	Total shifts played



Goalkeepers

As of SAT 20 APR 2024

Including Game 15

(Ranked by highest SVS% / lowest GAA / highest GPI)

Rank	Name	Gender	No.	Team	GKD	GPI	MIP	MIP%	SOG	GA	SVS	SVS%	GAA	PPGA	SHGA	SO
1	SUNDT Andreas	M	25	NOR	5	4	168:11	73.71	39	3	36	92.31	0.80	1	0	2
2	KUNST Simon	M	47	GER	5	4	138:11	60.56	29	4	25	86.21	1.30	1	0	1
3	NILSSON Ulf	M	5	SWE	5	3	135:00	60.00	51	8	43	84.31	2.67	2	1	0
4	JANSSON Dennis	M	24	SWE	5	2	90:00	40.00	5	1	4	80.00	0.50	0	0	1
5	HACKWORTH Bryan	M	20	GBR	5	5	164:22	71.71	110	36	74	67.27	9.86	6	3	0
6	BLAVETTE Laurent	M	1	FRA	5	5	223:59	97.72	176	58	118	67.05	11.65	9	6	0
7	BASMANOV Oleg	M	20	KAZ	5	4	180:00	80.00	62	22	40	64.52	5.50	5	0	1

(Goalkeepers with less than 40% of their team's total minutes (MIP% less 40))

Name	Gender	No.	Team	GKD	GPI	MIP	MIP%	SOG	GA	SVS	SVS%	GAA	PPGA	SHGA	SO
HAUGEN Erik	M	81	NOR	5	2	60:00	26.29	4	0	4	100.00	0.00	0	0	1
MUEHLHANS Veit	M	22	GER	5	3	90:00	39.44	10	2	8	80.00	1.00	1	0	1
HILL Nicole Jodi	F	31	GBR	5	3	64:51	28.29	65	28	37	56.92	19.43	1	5	0
MUKATOV Beimbet	M	1	KAZ	5	1	45:00	20.00	6	3	3	50.00	3.00	1	0	0
AKNIN Sofian	M	20	FRA	5	1	05:14	2.28	9	6	3	33.33	51.59	0	1	0

Legend:

F Female	GA Goals against	GAA Goals against as average per 45 minutes
GKD Goalkeeper dressed	GPI Games played in	M Male
MIP Minutes and seconds played	MIP% MIP as percentage	No. Jersey number
PPGA Power play goals against	SHGA Shorthanded goals against	SO Shutouts (no GA in a game)
SOG Shots on goal (G+SSG)	SVS Saves	SVS% SVS as percentage of total SOG



Scoring Leaders

As of SAT 20 APR 2024

Including Game 15

(Ranked by highest PTS/ highest G/ lowest GP)

Rank	Name	Gender	No.	Team	Pos.	GP	G	A	PTS	PIM	+/-
1	SCHRADER Felix	M	97	GER	F	5	19	12	31	2	+24
2	OISETH Ola	M	71	NOR	F	5	14	14	28	0	+27
3	HERING Bernhard	M	43	GER	F	5	13	11	24	6	+24
4	BAKKE Audun	M	22	NOR	D	5	12	12	24	0	+28
5	LOPEZ Markus	M	68	SWE	F	5	10	9	19	2	+9
6	SOLBERG Loyd Remi Pallander	M	17	NOR	F	5	5	14	19	2	+27
7	RENNHACK Frank	M	8	GER	F	5	5	12	17	0	+25
8	LYNGROTH Alexander	M	91	NOR	F	5	8	7	15	2	+12
9	LILJEBAEK Hugo	M	9	SWE	D	5	2	13	15	4	+10
10	VARNES Morten	M	9	NOR	D	5	8	5	13	6	+15
11	NILSSON Peter	M	6	SWE	D	5	7	6	13	2	+8
12	PABST Robert	M	52	GER	D	5	1	12	13	0	+25
13	KUHLI-LAUENSTEIN Ingo	M	33	GER	F	5	5	6	11	2	+19
14	BUSSMANN Jano	M	14	GER	F	5	4	7	11	2	+16
15	SKOLBEKKEN Martin Bakkejord	M	33	NOR	F	5	1	9	10	4	+23
16	BEXULTAN Zhanibektarkhan	M	10	KAZ	D	5	4	5	9	6	+2
16	KARIPBAYEV Kuat	M	16	KAZ	F	5	4	5	9	8	+4
18	BRELAGE Jan Malte	M	44	GER	F	5	3	6	9	14	+25
19	MENG Robin	M	10	SWE	F	5	4	4	8	2	+3
19	NORDSTOGA Knut Andre	M	16	NOR	D	5	4	4	8	0	+21
19	TOKTARBAYEV Aidos	M	21	KAZ	F	5	4	4	8	4	+3
22	HAMRE Martin	M	20	NOR	F	5	2	6	8	6	+10
23	WEDDE Joerg	M	77	GER	F	4	3	4	7	6	+10
24	KLAKEGG Jan Roger	M	23	NOR	D	3	1	6	7	0	+12
25	KRONBERG Viktor	M	26	NOR	F	5	1	5	6	0	+13
26	NICHOLSON Karl	M	6	GBR	F	5	4	1	5	0	-23
27	RAEDLER Hugo	M	6	GER	D	5	2	3	5	0	+24
28	MIYANOV Maxat	M	13	KAZ	F	5	3	1	4	4	+3
29	REIMANN Leopold	M	9	GER	F	3	1	3	4	0	+7
30	FARMER Gary	M	13	GBR	D	5	1	3	4	14	-29
30	OEVERLI Fabian Cruickshank	M	69	NOR	F	5	1	3	4	0	+13
30	STUMPE Sven	M	55	GER	D	5	1	3	4	4	+18

Legend:

+/- Plus/minus net

F Forward

M Male

Pos. Position

A Assists

G Goals

No. Jersey number

PTS Points

D Defence

GP Number of games played

PIM Penalties in minutes



Goal Scoring Leaders

As of SAT 20 APR 2024

Including Game 15

(Ranked by highest G/ lowest GP)

Rank	Name	Gender	No.	Team	Pos.	GP	G	S	SG%	PPG	SHG	+/-
1	SCHRADER Felix	M	97	GER	F	5	19	30	63.33	2	3	+24
2	OISETH Ola	M	71	NOR	F	5	14	34	41.18	2	0	+27
3	HERING Bernhard	M	43	GER	F	5	13	30	43.33	2	2	+24
4	BAKKE Audun	M	22	NOR	D	5	12	22	54.55	4	1	+28
5	LOPEZ Markus	M	68	SWE	F	5	10	36	27.78	1	0	+9
6	LYNGROTH Alexander	M	91	NOR	F	5	8	18	44.44	1	1	+12
6	VARNES Morten	M	9	NOR	D	5	8	26	30.77	2	0	+15
8	NILSSON Peter	M	6	SWE	D	5	7	23	30.43	2	1	+8
9	KUHLLI-LAUENSTEIN Ingo	M	33	GER	F	5	5	11	45.45	1	0	+19
9	RENNHACK Frank	M	8	GER	F	5	5	17	29.41	2	1	+25
9	SOLBERG Loyd Remi Pallander	M	17	NOR	F	5	5	17	29.41	1	0	+27
12	BEXULTAN Zhanibektarkhan	M	10	KAZ	D	5	4	18	22.22	1	0	+2
12	BUSSMANN Jano	M	14	GER	F	5	4	11	36.36	0	1	+16
12	KARIPBAYEV Kuat	M	16	KAZ	F	5	4	20	20.00	0	2	+4
12	MENG Robin	M	10	SWE	F	5	4	10	40.00	0	1	+3
12	NICHOLSON Karl	M	6	GBR	F	5	4	10	40.00	1	0	-23
12	NORDSTOGA Knut Andre	M	16	NOR	D	5	4	16	25.00	0	0	+21
12	TOKTARBAYEV Aidos	M	21	KAZ	F	5	4	21	19.05	0	0	+3
19	WEDDE Joerg	M	77	GER	F	4	3	13	23.08	0	0	+10
20	BRELAGE Jan Malte	M	44	GER	F	5	3	14	21.43	0	0	+25
20	MIYANOV Maxat	M	13	KAZ	F	5	3	13	23.08	0	0	+3
20	OJALA Peter	M	18	SWE	D	5	3	5	60.00	3	0	+5
23	BETZ Steven	M	21	GER	F	5	2	5	40.00	0	0	+7
23	HAMRE Martin	M	20	NOR	F	5	2	8	25.00	0	0	+10
23	LILJEBAEK Hugo	M	9	SWE	D	5	2	10	20.00	0	0	+10
23	LINIER Roland	M	13	FRA	F	5	2	4	50.00	0	0	-20
23	RAEDLER Hugo	M	6	GER	D	5	2	6	33.33	0	1	+24
28	KLAKEGG Jan Roger	M	23	NOR	D	3	1	1100.00	0	0	+12	
28	PILZ Christian	M	83	GER	D	3	1	4	25.00	0	0	+4
28	REIMANN Leopold	M	9	GER	F	3	1	1100.00	0	0	+7	

Legend:

+/-	Plus/minus net	D	Defence	F	Forward	G	Goals
GP	Number of games played	M	Male	No.	Jersey number	Pos.	Position
PPG	Power play goals	S	Shots	SG%	Percentage of goals from total shots	SHG	Shorthanded goals



Assist Leaders

As of SAT 20 APR 2024
Including Game 15

(Ranked by highest A/ lowest GP)

Rank	Name	Gender	No.	Team	Pos.	GP	A	+/-
1	OISETH Ola	M	71	NOR	F	5	14	+27
1	SOLBERG Loyd Remi Pallander	M	17	NOR	F	5	14	+27
3	LILJEBAEK Hugo	M	9	SWE	D	5	13	+10
4	BAKKE Audun	M	22	NOR	D	5	12	+28
4	PABST Robert	M	52	GER	D	5	12	+25
4	RENNHACK Frank	M	8	GER	F	5	12	+25
4	SCHRADER Felix	M	97	GER	F	5	12	+24
8	HERING Bernhard	M	43	GER	F	5	11	+24
9	LOPEZ Markus	M	68	SWE	F	5	9	+9
9	SKOLBEKKEN Martin Bakkejord	M	33	NOR	F	5	9	+23
11	BUSSMANN Jano	M	14	GER	F	5	7	+16
11	LYNGROTH Alexander	M	91	NOR	F	5	7	+12
13	KLAKEGG Jan Roger	M	23	NOR	D	3	6	+12
14	BRELAGE Jan Malte	M	44	GER	F	5	6	+25
14	HAMRE Martin	M	20	NOR	F	5	6	+10
14	KUHLI-LAUENSTEIN Ingo	M	33	GER	F	5	6	+19
14	NILSSON Peter	M	6	SWE	D	5	6	+8
18	BEXULTAN Zhanibektarkhan	M	10	KAZ	D	5	5	+2
18	KARIPBAYEV Kuat	M	16	KAZ	F	5	5	+4
18	KRONBERG Viktor	M	26	NOR	F	5	5	+13
18	VARNES Morten	M	9	NOR	D	5	5	+15
22	WEDDE Joerg	M	77	GER	F	4	4	+10
23	MENG Robin	M	10	SWE	F	5	4	+3
23	NORDSTOGA Knut Andre	M	16	NOR	D	5	4	+21
23	TOKTARBAYEV Aidos	M	21	KAZ	F	5	4	+3
26	REIMANN Leopold	M	9	GER	F	3	3	+7
27	KIRSTISTUEN Emil	M	6	NOR	F	4	3	+7
28	EKLUND Magnus	M	23	SWE	F	5	3	+8
28	FARMER Gary	M	13	GBR	D	5	3	-29
28	le GALLOUDEC Jonathon	M	22	GBR	D	5	3	-40
28	OEVERLI Fabian Cruickshank	M	69	NOR	F	5	3	+13
28	RAEDLER Hugo	M	6	GER	D	5	3	+24
28	STUMPE Sven	M	55	GER	D	5	3	+18
28	SZEPLAKY Elliot	M	7	SWE	F	5	3	+8

Legend:

+/- Plus/minus net
GP Number of games played

A Assists
M Male
D Defence
No. Jersey number

F Forward
Pos. Position



Defencemen Scoring Leaders

As of SAT 20 APR 2024

Including Game 15

(Ranked by highest PTS / highest G / lowest GP)

Rank	Name	Gender	No.	Team	GP	G	A	PTS	PIM	+/-
1	BAKKE Audun	M	22	NOR	5	12	12	24	0	+28
2	LILJEBAEK Hugo	M	9	SWE	5	2	13	15	4	+10
3	VARNES Morten	M	9	NOR	5	8	5	13	6	+15
4	NILSSON Peter	M	6	SWE	5	7	6	13	2	+8
5	PABST Robert	M	52	GER	5	1	12	13	0	+25
6	BEXULTAN Zhanibektarkhan	M	10	KAZ	5	4	5	9	6	+2
7	NORDSTOGA Knut Andre	M	16	NOR	5	4	4	8	0	+21
8	KLAKEGG Jan Roger	M	23	NOR	3	1	6	7	0	+12
9	RAEDLER Hugo	M	6	GER	5	2	3	5	0	+24
10	FARMER Gary	M	13	GBR	5	1	3	4	14	-29
10	STUMPE Sven	M	55	GER	5	1	3	4	4	+18
12	OJALA Peter	M	18	SWE	5	3	0	3	4	+5
13	le GALLOUDEC Jonathon	M	22	GBR	5	0	3	3	2	-40
14	AKHMETOV Almas	M	87	KAZ	5	1	1	2	4	+3
15	PILZ Christian	M	83	GER	3	1	0	1	0	+4
16	SHORMANOV Sundet	M	4	KAZ	5	1	0	1	0	-7
17	BONDARENKO Dmitriy	M	7	KAZ	5	0	1	1	4	-8
17	STRANDMARK Johan	M	37	SWE	5	0	1	1	0	+4

Legend:

+/- Plus/minus net
GP Number of games played
PIM Penalties in minutes

A Assists
M Male
PTS Points

G Goals
No. Jersey number

**Face-off Leaders**

As of SAT 20 APR 2024

Including Game 15

(Ranked by highest FO%)

Rank	Name	Gender	No.	Team	Pos.	GP	FO+	FO-	FO+/-	FO%
1	OISETH Ola	M	71	NOR	F	5	85	33	52	72.03
2	LOPEZ Markus	M	68	SWE	F	5	102	45	57	69.39
3	BETZ Steven	M	21	GER	F	5	14	8	6	63.64
4	HERING Bernhard	M	43	GER	F	5	39	25	14	60.94
5	MENG Robin	M	10	SWE	F	5	18	12	6	60.00
6	RENNHACK Frank	M	8	GER	F	5	32	27	5	54.24
7	KARIPBAYEV Kuat	M	16	KAZ	F	5	64	56	8	53.33
8	LYNGROTH Alexander	M	91	NOR	F	5	27	27	0	50.00
9	KUHLI-LAUENSTEIN Ingo	M	33	GER	F	5	39	40	-1	49.37
10	BROWN Paul	M	33	GBR	D	5	12	15	-3	44.44
11	DEMOL Charles	M	17	FRA	F	5	38	50	-12	43.18
12	GROESFJELD Martin	M	35	NOR	F	5	12	16	-4	42.86
13	FORGACS Nicolas	M	10	FRA	F	5	43	68	-25	38.74
14	SABIROV Kairat	M	11	KAZ	F	5	23	43	-20	34.85
15	NICHOLSON Karl	M	6	GBR	F	5	49	98	-49	33.33
16	MELLOR John	M	88	GBR	F	5	7	22	-15	24.14

Note:

Average of four face-offs per game played required for ranking.

Legend:

D	Defence	F	Forward	FO+	Face-offs won
FO-	Face-offs lost	FO+/-	Face-offs net	FO%	Face-offs won as percentage
GP	Number of games played	M	Male	No.	Jersey number
Pos.	Position				

**Plus-Minus Leaders**

As of SAT 20 APR 2024

Including Game 15

(Ranked by highest +/- / highest + /lowest GP)

Rank	Name	Gender	No.	Team	Pos.	GP	+	-	+/-
1	BAKKE Audun	M	22	NOR	D	5	29	1	+28
2	OISETH Ola	M	71	NOR	F	5	28	1	+27
2	SOLBERG Loyd Remi Pallander	M	17	NOR	F	5	28	1	+27
4	BRELAGE Jan Malte	M	44	GER	F	5	27	2	+25
5	PABST Robert	M	52	GER	D	5	25	0	+25
5	RENNHACK Frank	M	8	GER	F	5	25	0	+25
7	HERING Bernhard	M	43	GER	F	5	26	2	+24
7	RAEDLER Hugo	M	6	GER	D	5	26	2	+24
9	SCHRADER Felix	M	97	GER	F	5	25	1	+24
10	SKOLBEKKEN Martin Bakkejord	M	33	NOR	F	5	23	0	+23
11	NORDSTOGA Knut Andre	M	16	NOR	D	5	22	1	+21
12	KUHLI-LAUENSTEIN Ingo	M	33	GER	F	5	21	2	+19
13	STUMPE Sven	M	55	GER	D	5	22	4	+18
14	BUSSMANN Jano	M	14	GER	F	5	18	2	+16
15	VARNES Morten	M	9	NOR	D	5	16	1	+15
16	KRONBERG Viktor	M	26	NOR	F	5	14	1	+13
17	OEVERLI Fabian Cruickshank	M	69	NOR	F	5	13	0	+13
18	KLAKEGG Jan Roger	M	23	NOR	D	3	14	2	+12
19	LYNGROTH Alexander	M	91	NOR	F	5	13	1	+12
20	LILJEBAEK Hugo	M	9	SWE	D	5	15	5	+10
21	FELDERHOFF Benedikt	M	96	GER	F	4	11	1	+10
21	WEDDE Joerg	M	77	GER	F	4	11	1	+10
23	HAMRE Martin	M	20	NOR	F	5	11	1	+10
24	LOPEZ Markus	M	68	SWE	F	5	16	7	+9
25	NILSSON Peter	M	6	SWE	D	5	15	7	+8
26	EKLUND Magnus	M	23	SWE	F	5	8	0	+8
26	GROESFJELD Martin	M	35	NOR	F	5	8	0	+8
26	SZEPLAKY Elliot	M	7	SWE	F	5	8	0	+8
29	BETZ Steven	M	21	GER	F	5	8	1	+7
30	REIMANN Leopold	M	9	GER	F	3	7	0	+7

Legend:**+** Positive participation**F** Forward**Pos.** Position**+/-** Plus/minus net**GP** Number of games played**-** Negative participation**M** Male**D** Defence**No.** Jersey number



Most Penalised Players

As of SAT 20 APR 2024

Including Game 15

(Ranked by highest PIM / lowest GP)

Rank	Name	Gender	No.	Team	Pos.	GP	PIM	2	5	10	GM	MP	PAVG
1	BRELAGE Jan Malte	M	44	GER	F	5	14	2	0	1	0	0	2:48
1	FARMER Gary	M	13	GBR	D	5	14	7	0	0	0	0	2:48
3	NAVARRO Nicolas	M	14	FRA	F	5	10	5	0	0	0	0	2:00
4	KARIPBAYEV Kuat	M	16	KAZ	F	5	8	4	0	0	0	0	1:36
4	LEPLUMEY Jean Paul	M	3	FRA	D	5	8	4	0	0	0	0	1:36
6	WEDDE Joerg	M	77	GER	F	4	6	3	0	0	0	0	1:30
7	BEXULTAN Zhanibektarkhan	M	10	KAZ	D	5	6	3	0	0	0	0	1:12
7	HAMRE Martin	M	20	NOR	F	5	6	3	0	0	0	0	1:12
7	HERING Bernhard	M	43	GER	F	5	6	3	0	0	0	0	1:12
7	VARNES Morten	M	9	NOR	D	5	6	3	0	0	0	0	1:12
11	AKHMETOV Almas	M	87	KAZ	D	5	4	2	0	0	0	0	0:48
11	BONDARENKO Dmitriy	M	7	KAZ	D	5	4	2	0	0	0	0	0:48
11	CADONNA Franck	M	8	FRA	F	5	4	2	0	0	0	0	0:48
11	LILJEBAEK Hugo	M	9	SWE	D	5	4	2	0	0	0	0	0:48
11	MIYANOV Maxat	M	13	KAZ	F	5	4	2	0	0	0	0	0:48
11	OJALA Peter	M	18	SWE	D	5	4	2	0	0	0	0	0:48
11	SKOLBEKKEN Martin Bakkejord	M	33	NOR	F	5	4	2	0	0	0	0	0:48
11	STUMPE Sven	M	55	GER	D	5	4	2	0	0	0	0	0:48
11	TOKTARBAYEV Aidos	M	21	KAZ	F	5	4	2	0	0	0	0	0:48
20	FELDERHOFF Benedikt	M	96	GER	F	4	2	1	0	0	0	0	0:30
20	PERSSON Caroline	F	15	SWE	F	4	2	1	0	0	0	0	0:30
20	SHAKESPEARE Callum	M	40	GBR	F	4	2	1	0	0	0	0	0:30
23	ALBERT Florentin	M	9	FRA	F	5	2	1	0	0	0	0	0:24
23	BATAILLE Pierre	M	4	FRA	D	5	2	1	0	0	0	0	0:24
23	BETZ Steven	M	21	GER	F	5	2	1	0	0	0	0	0:24
23	BROWN Paul	M	33	GBR	D	5	2	1	0	0	0	0	0:24
23	BUSSMANN Jano	M	14	GER	F	5	2	1	0	0	0	0	0:24
23	COUCH Shannon	F	66	GBR	F	5	2	1	0	0	0	0	0:24
23	JOUENNE Yannick	M	2	FRA	D	5	2	1	0	0	0	0	0:24
23	KUHLI-LAUENSTEIN Ingo	M	33	GER	F	5	2	1	0	0	0	0	0:24
23	LAHAN Dean	M	97	GBR	F	5	2	1	0	0	0	0	0:24
23	le GALLOUDEC Jonathon	M	22	GBR	D	5	2	1	0	0	0	0	0:24
23	LINIER Roland	M	13	FRA	F	5	2	1	0	0	0	0	0:24
23	LOPEZ Markus	M	68	SWE	F	5	2	1	0	0	0	0	0:24
23	LYNGROTH Alexander	M	91	NOR	F	5	2	1	0	0	0	0	0:24
23	MENG Robin	M	10	SWE	F	5	2	1	0	0	0	0	0:24
23	NILSSON Peter	M	6	SWE	D	5	2	1	0	0	0	0	0:24
23	PASKHALIDI Alexandr	M	73	KAZ	F	5	2	1	0	0	0	0	0:24
23	SCHRADER Felix	M	97	GER	F	5	2	1	0	0	0	0	0:24
23	SIX Mael	M	5	FRA	D	5	2	1	0	0	0	0	0:24
23	SOLBERG Loyd Remi Pallander	M	17	NOR	F	5	2	1	0	0	0	0	0:24

Legend:

2 Two (2) minute penalties**D** Defence**GP** Games played**No.** Jersey number**Pos.** Position**5** Five (5) minute penalties**F** Female / Forward**M** Male**PAVG** PIM (average) per game**10** Ten (10) minute penalties**GM** Game misconducts**MP** Match penalties**PIM** Penalties in minutes



Best Players Selected by the Directorate

As of SAT 20 APR 2024 at 21:14

Award	Number	Name	Gender	Team
Best Goalkeeper	5	NILSSON Ulf	M	SWE - Sweden
Best Defenceman	22	BAKKE Audun	M	NOR - Norway
Best Forward	68	LOPEZ Markus	M	SWE - Sweden

Legend:
M Male

**Best Player of the Game selected by the Team**

As of SAT 20 APR 2024

Game No.	Home	Guest	Best Players	Best Players
1	GER	GBR	GER: 14. BUSSMANN Jano	GBR: 6. NICHOLSON Karl
2	SWE	KAZ	SWE: 5. NILSSON Ulf	KAZ: 87. AKHMETOV Almas
3	FRA	NOR	FRA: 2. JOUENNE Yannick	NOR: 20. HAMRE Martin
4	GER	KAZ	GER: 44. BRELAGE Jan Malte	KAZ: 21. TOKTARBAYEV Aidos
5	SWE	FRA	SWE: 68. LOPEZ Markus	FRA: 5. SIX Mael
6	GBR	NOR	GBR: 97. LAHAN Dean	NOR: 91. LYNGROTH Alexander
7	GER	SWE	GER: 43. HERING Bernhard	SWE: 9. LILJEBAEK Hugo
8	GBR	FRA	GBR: 13. FARMER Gary	FRA: 1. BLAVETTE Laurent
9	NOR	KAZ	NOR: 71. OISETH Ola	KAZ: 20. BASMANOV Oleg
10	KAZ	GBR	KAZ: 10. BEXULTAN Zhanibektarkhan	GBR: 22. le GALLOUDEC Jonathon
11	FRA	GER	FRA: 10. FORGACS Nicolas	GER: 8. RENNHACK Frank
12	NOR	SWE	NOR: 22. BAKKE Audun	SWE: 9. LILJEBAEK Hugo
13	KAZ	FRA	KAZ: 4. SHORMANOV Sundet	FRA: 13. LINIER Roland
14	SWE	GBR	SWE: 10. MENG Robin	GBR: 8. QUIRK Stacey
15	NOR	GER	NOR: 17. SOLBERG Loyd Remi Pallander	GER: 55. STUMPE Sven



Media All Stars
As of SAT 20 APR 2024

Position	Number	Name	Team
Most Valuable Player (MVP)	43	HERING Bernhard	GER - Germany



As of SAT 20 APR 2024

Standings

Round Robin

Rank	Team	GP	W	OTW	OTL	L	PTS	GDF	GF : GA
1	NOR	5	4	1	0	0	14	+54	57 : 3
2	GER	5	4	0	1	0	13	+54	60 : 6
3	SWE	5	3	0	0	2	9	+18	27 : 9
4	KAZ	5	2	0	0	3	6	-8	17 : 25
5	FRA	5	0	1	0	4	2	-60	4 : 64
6	GBR	5	0	0	1	4	1	-58	6 : 64

Note:
Rank within each group is based on points. For tie-break rules see 'Competition Format and Rules'.

Legend:
GA Goals against **GDF** Goal difference **GF** Goals for **GP** Games played
L Losses **OTL** Overtime loss **OTW** Overtime win **PTS** Points
W Wins