



SAT  
18 MAR 2017  
10:20



JURY		COURSE INFORMATION		
IPC TD	KADYKOV Georgy(RUS)	Course Name	Standing 10 km	
IPC Assistant TD	SATO Shirou(JPN)	Height difference	27 m	
IPC Jury Member	BAJAN Joe(CAN)	Maximum Climb	21 m	
IPC Jury Member	WIRZ Kaspar(KOR)	Total Climb	284 m	
Chief of Competition	KANAYA Horokatsu(JPN)	Length of Lap	9.62 km	

Rank	Bib	Name	NPC Code	Sport Class	%	2.5 Km Time(Rk)	5.0 Km Time(Rk)	7.5 Km Time(Rk)	Real Time	Delta	Result	Race Pts.	WC Pts.
1	60	MODIN Zebastian <i>Guide: ANDERSSON J</i>	SWE	B1	88	5:55.3 (2)	11:23.8 (2)	16:55.2 (1)	26:01.0		<b>22:53.7</b>	0.00	100
2	54	ADICOFF Jacob <i>Guide: KESSELHEIM S</i>	USA	B3	100	5:46.5 (1)	11:22.0 (1)	17:04.2 (2)	23:07.7	+14.0	<b>23:07.7</b>	6.11	80
3	59	SUIARKO Dmytro <i>Guide: MARCHYSHAK Ivan</i>	UKR	B2	99	6:15.8 (6)	12:03.1 (5)	18:03.7 (4)	24:32.4	+1:24.8	<b>24:17.7</b>	36.69	60
4	58	UTKIN Iurii <i>Guide: PEREKHODA R</i>	UKR	B2	99	6:18.1 (7)	12:07.5 (6)	18:05.9 (5)	24:34.5	+1:26.9	<b>24:19.8</b>	37.61	50
5	57	RESHETYNSKIY Iaroslav <i>Guide: GERGARDT Artur</i>	UKR	B2	99	6:07.5 (4)	11:57.1 (3)	17:59.9 (3)	24:35.9	+1:28.3	<b>24:21.1</b>	38.17	45
6	56	KOVALEVSKIY Anatolii <i>Guide: MUKSHYN O</i>	UKR	B2	99	6:07.3 (3)	11:59.3 (4)	18:17.9 (6)	25:04.2	+1:56.6	<b>24:49.2</b>	50.45	40
7	55	KAZIK Oleksandr <i>Guide: KUCHERYAVIY S</i>	UKR	B1	88	6:14.5 (5)	12:07.7 (7)	18:40.4 (7)	28:43.0	+2:41.9	<b>25:16.2</b>	62.24	36
8	51	KANAFIN Kairat <i>Guide: ZHDANOVICH A</i>	KAZ	B2	99	6:54.1 (8)	13:29.9 (8)	20:17.4 (8)	27:51.3	+4:43.7	<b>27:34.6</b>	122.69	32
9	53	TAKAMURA Kazuto <i>Guide: FUJITA Yuhei</i>	JPN	B1	88	7:08.2 (9)	13:54.6 (9)	21:04.0 (9)	31:53.6	+5:52.5	<b>28:04.0</b>	135.53	29
10	52	CHOI Bogue <i>Guide: KIM Hyun Woo</i>	KOR	B3	100	7:12.9 (10)	14:08.8 (10)	21:13.5 (10)	28:54.6	+6:00.9	<b>28:54.6</b>	157.63	26



SAPPORO

SAT  
18 MAR 2017  
10:20

CROSS COUNTRY

MEN MIDDLE F, VISUALLY IMP.

FINAL

# OFFICIAL RESULTS

As of 18 MAR 2017



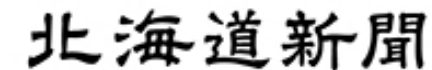
Weather	Snow Conditions	Temperature		Competitors					
		Air	Snow	Entries	Ranked	DSQ	DNF	DNS	LAP
Partly cloudy	Spring conditions	7.0 °C	0.0 °C	10	10	0	0	0	0

<b>IPC TD</b>
<b>KADYKOV Georgy (RUS).</b>

<b>Competition Secretary</b>
<b>NOZOKI Takehito (JPN).</b>

**Note:**  
 All times except 'Real Time' are calculated times. Calculated time is the real time multiplied by the athlete's percentage.  
 Delta – Time difference of the competitor's real time and his/her real time equal to the winners result (skiing time).

<b>Legend:</b>					
<b>DNF</b>	Did not finish	<b>DNS</b>	Did not start	<b>DSQ</b>	Disqualified
<b>Delta</b>	Time behind ranked 1	<b>IPC</b>	International Paralympic Committee	<b>TD</b>	Technical Delegate
<b>ITn</b>	Intermediate position n	<b>NPC</b>	National Paralympic Committee		





SAT  
18 MAR 2017  
10:11



JURY		COURSE INFORMATION	
IPC TD	KADYKOV Georgy(RUS)	Course Name	Standing 10 km
IPC Assistant TD	SATO Shirou(JPN)	Height difference	27 m
IPC Jury Member	BAJAN Joe(CAN)	Maximum Climb	21 m
IPC Jury Member	WIRZ Kaspar(KOR)	Total Climb	284 m
Chief of Competition	KANAYA Horokatsu(JPN)	Length of Lap	9.62 km

Rank	Bib	Name	NPC Code	Sport Class	%	2.5 Km Time(Rk)	5.0 Km Time(Rk)	7.5 Km Time(Rk)	Real Time	Delta	Result	Race Pts.	WC Pts.
1	47	DAVIET Benjamin	FRA	LW2	91	5:39.7 (1)	11:00.1 (1)	16:25.3 (1)	24:25.9		<b>22:14.0</b>	0.00	100
2	48	REPTYUKH Ihor	UKR	LW8	96	5:52.3 (3)	11:23.9 (2)	17:05.1 (2)	23:57.1	+47.5	<b>22:59.6</b>	20.51	80
3	44	ULSET Nils-Erik	NOR	LW3	89	5:50.7 (2)	11:26.9 (3)	17:08.8 (3)	25:57.8	+58.9	<b>23:06.4</b>	23.57	60
4	43	ARENDZ Mark	CAN	LW6	95	6:05.9 (5)	11:36.3 (5)	17:10.8 (4)	24:19.5	+55.2	<b>23:06.5</b>	23.61	50
5	45	VOVCHYNSKYI Grygorii	UKR	LW8	96	5:55.0 (4)	11:30.7 (4)	17:18.7 (5)	24:30.0	+1:20.4	<b>23:31.2</b>	34.72	45
6	46	TUOMISTO Ilkka	FIN	LW8	96	6:06.7 (7)	12:02.7 (7)	17:52.7 (6)	25:17.6	+2:08.0	<b>24:16.9</b>	55.28	40
7	42	NITTA Yoshihiro	JPN	LW8	96	6:05.9 (5)	11:58.5 (6)	18:02.1 (7)	25:19.4	+2:09.8	<b>24:18.6</b>	56.04	36
8	39	GERLITS Alexandr	KAZ	LW6	95	6:12.4 (9)	12:09.3 (8)	18:14.3 (8)	25:49.5	+2:25.2	<b>24:32.0</b>	62.07	32
9	33	KAWAYOKE Taiki	JPN	LW5/7	88	6:10.5 (8)	12:16.0 (9)	18:38.2 (9)	28:42.7	+3:26.7	<b>25:16.0</b>	81.86	29
10	40	SATO Keiichi	JPN	LW8	96	6:24.8 (10)	12:38.5 (10)	18:57.4 (10)	26:59.8	+3:50.2	<b>25:55.0</b>	99.40	26
11	37	HOSHIZAWA Masaru	JPN	LW8	96	6:30.2 (11)	12:46.9 (11)	19:13.2 (11)	27:07.8	+3:58.2	<b>26:02.7</b>	102.86	24
12	36	KWON Sanghyeon	KOR	LW8	96	6:40.9 (13)	13:04.4 (13)	19:40.8 (13)	27:33.6	+4:24.0	<b>26:27.5</b>	114.02	22
13	41	SYTNYK Vitalii	UKR	LW6	95	6:33.0 (12)	12:59.8 (12)	19:38.5 (12)	28:11.9	+4:47.6	<b>26:47.3</b>	122.92	20
14	38	BATMUNKH Ganbold	MGL	LW6	95	6:44.3 (14)	13:21.6 (14)	20:11.4 (14)	29:02.0	+5:37.7	<b>27:34.9</b>	144.33	18
15	34	IWAMOTO Keigo	JPN	LW3	89	7:04.7 (16)	13:52.4 (15)	20:52.9 (15)	31:47.8	+6:48.9	<b>28:17.9</b>	163.67	16
16	32	AHRENS Terry	GBR	LW6	95	7:16.1 (17)	14:20.5 (17)	21:23.0 (16)	30:19.6	+6:55.3	<b>28:48.6</b>	177.48	15
17	35	KOLYADIN Alexandr	KAZ	LW4	97	7:00.5 (15)	14:10.5 (16)	21:36.4 (17)	30:33.5	+7:38.2	<b>29:38.5</b>	199.93	
18	31	LEE Seung Jin	KOR	LW8	96	7:35.3 (18)	15:11.7 (18)	22:36.3 (18)	31:55.1	+8:45.5	<b>30:38.5</b>	226.91	



SAPPORO

SAT  
18 MAR 2017  
10:11

CROSS COUNTRY

MEN MIDDLE F,STANDING

FINAL

# OFFICIAL RESULTS

As of 18 MAR 2017



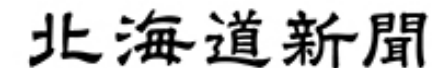
Weather	Snow Conditions	Temperature		Competitors					
		Air	Snow	Entries	Ranked	DSQ	DNF	DNS	LAP
Partly cloudy	Spring conditions	7.0 °C	0.0 °C	18	18	0	0	0	0

<b>IPC TD</b>
<b>KADYKOV Georgy (RUS).</b>

<b>Competition Secretary</b>
<b>NOZOKI Takehito (JPN).</b>

**Note:**  
 All times except 'Real Time' are calculated times. Calculated time is the real time multiplied by the athlete's percentage.  
 Delta – Time difference of the competitor's real time and his/her real time equal to the winners result (skiing time).

<b>Legend:</b>					
<b>DNF</b>	Did not finish	<b>DNS</b>	Did not start	<b>DSQ</b>	Disqualified
<b>Delta</b>	Time behind ranked 1	<b>IPC</b>	International Paralympic Committee	<b>TD</b>	Technical Delegate
<b>ITn</b>	Intermediate position n	<b>NPC</b>	National Paralympic Committee		





SAPPORO

SAT  
18 MAR 2017  
10:00

CROSS COUNTRY

MEN MIDDLE F, SITTING

FINAL

OFFICIAL RESULTS

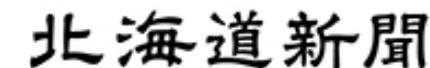
As of 18 MAR 2017



JURY		COURSE INFORMATION		
IPC TD	KADYKOV Georgy(RUS)	Course Name	Sitski 7,5 km	
IPC Assistant TD	SATO Shirou(JPN)	Height difference	16 m	
IPC Jury Member	BAJAN Joe(CAN)	Maximum Climb	10 m	
IPC Jury Member	WIRZ Kaspar(KOR)	Total Climb	102 m	
Chief of Competition	KANAYA Horokatsu(JPN)	Length of Lap	7.32 km	

Rank	Bib	Name	NPC Code	Sport Class	%	2.5 Km Time(Rk)	5.0 Km Time(Rk)	Real Time	Delta	Result	Race Pts.	WC Pts.
1	12	YAROVYI Maksym	UKR	LW10	86	6:52.0 (1)	13:30.2 (1)	24:05.2		<b>20:42.9</b>	0.00	100
2	11	SIN Eui Hyun	KOR	LW12	100	7:07.4 (3)	13:55.0 (3)	21:04.4	+21.5	<b>21:04.4</b>	10.38	80
3	9	FLEIG Martin	GER	LW11.5	96	7:06.2 (2)	13:49.1 (2)	21:58.3	+23.6	<b>21:05.6</b>	10.96	60
4	8	LARSEN Trygve Steinar	NOR	LW12	100	7:13.5 (4)	14:05.9 (4)	21:28.3	+45.4	<b>21:28.3</b>	21.92	50
5	6	KLEBL Chris	CAN	LW11	94	7:28.1 (7)	14:19.7 (7)	22:54.7	+52.4	<b>21:32.2</b>	23.80	45
6	10	SOULE Andrew	USA	LW12	100	7:19.9 (6)	14:18.0 (6)	21:33.8	+50.9	<b>21:33.8</b>	24.57	40
7	5	PIKE Aaron	USA	LW11.5	96	7:16.3 (5)	14:15.5 (5)	22:39.9	+1:05.2	<b>21:45.5</b>	30.22	36
8	4	LEE Jeong Min	KOR	LW12	100	7:33.8 (9)	14:31.2 (8)	22:18.5	+1:35.6	<b>22:18.5</b>	46.15	32
9	3	PETRENKO Denis	KAZ	LW11	94	7:32.9 (8)	14:51.3 (9)	24:21.0	+2:18.7	<b>22:53.3</b>	62.95	29
10	1	MEENAGH Scott	GBR	LW12	100	7:58.1 (10)	15:30.6 (10)	23:24.5	+2:41.6	<b>23:24.5</b>	78.01	26
11	2	USSOLTSEV Sergey	KAZ	LW12	100	8:08.2 (11)	15:57.6 (11)	24:31.6	+3:48.7	<b>24:31.6</b>	110.40	24

Did Not Start			Time(Rk)	Time(Rk)
7	RAD Taras	UKR LW12 100		00.0





SAPPORO

SAT  
18 MAR 2017  
10:00

CROSS COUNTRY

MEN MIDDLE F,SITTING

FINAL

# OFFICIAL RESULTS

As of 18 MAR 2017



Weather	Snow Conditions	Temperature		Competitors					
		Air	Snow	Entries	Ranked	DSQ	DNF	DNS	LAP
Partly cloudy	Spring conditions	7.0 °C	0.0 °C	12	11	0	0	1	0

<b>IPC TD</b>
<b>KADYKOV Georgy (RUS).</b>

<b>Competition Secretary</b>
<b>NOZOKI Takehito (JPN).</b>

**Note:**

All times except 'Real Time' are calculated times. Calculated time is the real time multiplied by the athlete's percentage.  
Delta – Time difference of the competitor's real time and his/her real time equal to the winners result (skiing time).

**Legend:**

<b>DNF</b>	Did not finish	<b>DNS</b>	Did not start	<b>DSQ</b>	Disqualified
<b>Delta</b>	Time behind ranked 1	<b>IPC</b>	International Paralympic Committee	<b>TD</b>	Technical Delegate
<b>ITn</b>	Intermediate position n	<b>NPC</b>	National Paralympic Committee		

