


London Organising Committee of the
Olympic Games and Paralympic Games Limited



Official results book
**Wheelchair
Basketball**
30 August – 8 September





Competition Officials

Officiels de la compétition

As of 25 August 2012

Function	Name	NOC
Technical Delegate	ORCHARD Maureen	CAN - Canada
Assistant Technical Delegate	COPPENRATH Ron	NED - Netherlands
Chief Classifier	PERRIMAN Don	AUS - Australia
Classifiers	CHILUTTI Jayne	USA - United States of America
	KRIGE Loleta	RSA - South Africa
	MACKAY Kenny	GBR - Great Britain
	MOLIK Bartosz	POL - Poland
Members, Tournament Technical Committee	BERTELING Jan	NED - Netherlands
	KUCERA Norbert	GER - Germany
	MOORGAS Shawn	RSA - South Africa
	SPIILKA Steve	GBR - Great Britain
Games Commissioners	CHOINIERE Jean	CAN - Canada
	FODEN Emma	GBR - Great Britain
	MAGALLANES Juan	MEX - Mexico
	MCALEESE Allan	GBR - Great Britain
	REHLING Detlef	GER - Germany
	VIVIERS Nico	RSA - South Africa
Referee Supervisors	BESTILLEIRO Jorge	ARG - Argentina
	BURFORD Jonathon	USA - United States of America
	GOMEZ Antonia	ESP - Spain
	JUNGMANN Hans-Dieter	GER - Germany
	STEPONCHEV Donald	CAN - Canada
	WALLAART Edwin	NED - Netherlands
Referees	BILMEZ Nureddin	TUR - Turkey
	FARRUGIA Valerie	FRA - France
	FRONCZAK Adam	POL - Poland
	GAUTHIER Sébastien	CAN - Canada
	GIORDANO Sergio	CAN - Canada



Referees continued...

GOMM Stacy	RSA - South Africa
HAINES Philip	AUS – Australia
HARGREAVES Darrell	USA - United States of America
HSIEH Shu-Fei	TPE - Chinese Taipei
KANNO Eisuke	JPN - Japan
KINDERVATER Max	GER - Germany
MARQUES Rui	BRA - Brazil
PEIC Krunoslav	CRO - Croatia
PURSGLOVE Ian	GBR - Great Britain
QUINTANA Matias	ARG - Argentina
RADYKAS Linas	LTU - Lithuania
REHLING Carsten	GER - Germany
RETIZ Mauro	MEX - Mexico
ROJA Cristian	ITA - Italy
SALGUERO Cristian	ARG - Argentina
URUÑUELA Juan Manuel	ESP - Spain
VASQUEZ Karen	COL - Colombia
WARMERDAM Saskia	NED - Netherlands
WELLS Matthew	AUS - Australia
MATHIAS Gustavo	BRA - Brazil



Wheelchair Basketball



Attendance Summary

As of SAT 8 SEP 2012

Date	Time	Session	Teams	Results	Phase	Game No.	Venue	Attendance	% Capacity
THU 30 AUG	10:45	1	USA vs TUR	50 - 59	Men's Preliminaries Group A	1	Basketball Arena	6042	67%
	13:00		JPN vs CAN	53 - 68	Men's Preliminaries Group B	3	Basketball Arena		
	15:15		COL vs POL	45 - 63	Men's Preliminaries Group B	5	Basketball Arena		
	10:45	2	ESP vs ITA	67 - 40	Men's Preliminaries Group A	2	North Greenwich Arena	5796	45%
	13:00		NED vs GBR	62 - 35	Women's Preliminaries Group A	4	North Greenwich Arena		
	15:15		USA vs FRA	63 - 24	Women's Preliminaries Group B	6	North Greenwich Arena	3288	37%
	18:30	3	AUS vs BRA	52 - 50	Women's Preliminaries Group A	7	Basketball Arena		
	20:45		AUS vs RSA	93 - 39	Men's Preliminaries Group A	9	Basketball Arena		
	19:00	4	GBR vs GER	72 - 77	Men's Preliminaries Group B	8	North Greenwich Arena	5342	41%
	21:15		MEX vs CHN	46 - 53	Women's Preliminaries Group B	10	North Greenwich Arena		
Daily Total								20468	47%
FRI 31 AUG	10:45	1	GER vs COL	59 - 46	Men's Preliminaries Group B	11	Basketball Arena	5205	58%
	13:00		GER vs USA	54 - 48	Women's Preliminaries Group B	13	Basketball Arena		
	15:15		ITA vs USA	51 - 77	Men's Preliminaries Group A	15	Basketball Arena		
	10:45	2	POL vs JPN	78 - 53	Men's Preliminaries Group B	12	North Greenwich Arena	5331	41%
	13:00		GBR vs AUS	24 - 51	Women's Preliminaries Group A	14	North Greenwich Arena		
	15:15		RSA vs ESP	50 - 74	Men's Preliminaries Group A	16	North Greenwich Arena	4040	45%
	18:30	3	TUR vs AUS	64 - 71	Men's Preliminaries Group A	17	Basketball Arena		
	20:45		CHN vs FRA	72 - 34	Women's Preliminaries Group B	19	Basketball Arena		
	19:00	4	CAN vs NED	59 - 70	Women's Preliminaries Group A	18	North Greenwich Arena	5429	42%
	21:15		CAN vs GBR	70 - 54	Men's Preliminaries Group B	20	North Greenwich Arena		
Daily Total								20005	45%
SAT 1 SEP	10:45	1	TUR vs ITA	65 - 60	Men's Preliminaries Group A	21	Basketball Arena	7979	89%
	13:00		BRA vs GBR	37 - 42	Women's Preliminaries Group A	23	Basketball Arena		
	15:15		JPN vs GER	49 - 64	Men's Preliminaries Group B	25	Basketball Arena		
	10:45	2	USA vs MEX	67 - 33	Women's Preliminaries Group B	22	North Greenwich Arena	5288	41%
	13:00		USA vs RSA	91 - 29	Men's Preliminaries Group A	24	North Greenwich Arena		
	15:15		FRA vs GER	32 - 76	Women's Preliminaries Group B	26	North Greenwich Arena	7200	80%
	18:30	3	AUS vs CAN	50 - 57	Women's Preliminaries Group A	27	Basketball Arena		
	20:45		AUS vs ESP	75 - 59	Men's Preliminaries Group A	29	Basketball Arena		
	19:00	4	GBR vs COL	81 - 41	Men's Preliminaries Group B	28	North Greenwich Arena	5307	41%
	21:15		CAN vs POL	83 - 65	Men's Preliminaries Group B	30	North Greenwich Arena		
Daily Total								25774	59%
SUN 2 SEP	10:45	1	GER vs CHN	56 - 50	Women's Preliminaries Group B	31	Basketball Arena	7189	80%
	13:00		RSA vs ITA	32 - 61	Men's Preliminaries Group A	33	Basketball Arena		
	15:15		GER vs CAN	66 - 73	Men's Preliminaries Group B	35	Basketball Arena		
	10:45	2	COL vs JPN	49 - 63	Men's Preliminaries Group B	32	North Greenwich Arena	5362	41%
	13:00		MEX vs FRA	50 - 42	Women's Preliminaries Group B	34	North Greenwich Arena		
	15:15		CAN vs BRA	65 - 51	Women's Preliminaries Group A	36	North Greenwich Arena	5200	58%
	18:30	3	POL vs GBR	58 - 87	Men's Preliminaries Group B	37	Basketball Arena		
	20:45		ESP vs TUR	67 - 64	Men's Preliminaries Group A	39	Basketball Arena		
	19:00	4	AUS vs USA	65 - 49	Men's Preliminaries Group A	38	North Greenwich Arena	5453	42%
	21:15		NED vs AUS	49 - 58	Women's Preliminaries Group A	40	North Greenwich Arena		
Daily Total								23204	53%
MON 3 SEP	10:45	1	MEX vs GER	28 - 68	Women's Preliminaries Group B	41	Basketball Arena	7385	82%
	13:00		CHN vs USA	65 - 68	Women's Preliminaries Group B	43	Basketball Arena		
	15:15		ITA vs AUS	48 - 68	Men's Preliminaries Group A	45	Basketball Arena		
	10:45	2	CAN vs COL	68 - 42	Men's Preliminaries Group B	42	North Greenwich Arena	5304	41%
	13:00		GBR vs CAN	50 - 67	Women's Preliminaries Group A	44	North Greenwich Arena		
	15:15		JPN vs GBR	55 - 71	Men's Preliminaries Group B	46	North Greenwich Arena	5105	57%
	18:30	3	BRA vs NED	42 - 55	Women's Preliminaries Group A	47	Basketball Arena		
	20:45		GER vs POL	73 - 63	Men's Preliminaries Group B	49	Basketball Arena		
	19:00	4	TUR vs RSA	79 - 54	Men's Preliminaries Group A	48	North Greenwich Arena	4708	36%
	21:15		USA vs ESP	63 - 55	Men's Preliminaries Group A	50	North Greenwich Arena		
Daily Total								22502	51%
Preliminary Round Total								111953	51%



Wheelchair Basketball



Attendance Summary

As of SAT 8 SEP 2012

Date	Time	Session	Teams	Results	Phase	Game No.	Venue	Attendance	% Capacity
TUE 4 SEP	10:45	1	BRA vs FRA	59 - 35	Women's Playoff 9-10	51	North Greenwich Arena	4847	37%
	13:00		AUS vs MEX	62 - 37	Women's Quarterfinals	52	North Greenwich Arena		
	15:15		NED vs CHN	59 - 37	Women's Quarterfinals	54	North Greenwich Arena		
	19:00	2	GER vs GBR	55 - 44	Women's Quarterfinals	55	North Greenwich Arena		
	21:15		USA vs CAN	67 - 55	Women's Quarterfinals	53	North Greenwich Arena		
Daily Total								10157	39%
WED 5 SEP	08:30	1	RSA vs COL	36 - 83	Men's Playoff 11-12	56	North Greenwich Arena	5059	39%
	10:45		ITA vs JPN	60 - 64	Men's Playoff 9-10	57	North Greenwich Arena		
	13:00		GER vs USA	46 - 57	Men's Quarterfinals	59	North Greenwich Arena		
	15:15		TUR vs GBR	70 - 75	Men's Quarterfinals	60	North Greenwich Arena		
	19:00	2	CAN vs ESP	77 - 51	Men's Quarterfinals	61	North Greenwich Arena		
	21:15		AUS vs POL	76 - 53	Men's Quarterfinals	58	North Greenwich Arena		
Daily Total								10382	40%
THU 6 SEP	08:30	1	CAN vs MEX	74 - 53	Women's Classification Crossover	62	North Greenwich Arena	4901	38%
	10:45		CHN vs GBR	72 - 55	Women's Classification Crossover	63	North Greenwich Arena		
	13:00		AUS vs USA	40 - 39	Women's Semifinals	64	North Greenwich Arena		
	15:15		NED vs GER	46 - 49	Women's Semifinals	65	North Greenwich Arena		
	19:00	2	AUS vs USA	72 - 63	Men's Semifinals	66	North Greenwich Arena		
	21:15		GBR vs CAN	52 - 69	Men's Semifinals	67	North Greenwich Arena		
Daily Total								10201	39%
FRI 7 SEP	08:30	1	MEX vs GBR	37 - 59	Women's Playoff 7-8	68	North Greenwich Arena	8862	68%
	10:45		CAN vs CHN	70 - 73	Women's Playoff 5-6	69	North Greenwich Arena		
	13:00		POL vs GER	66 - 81	Men's Classification Crossover	70	North Greenwich Arena		
	15:15		TUR vs ESP	78 - 86	Men's Classification Crossover	71	North Greenwich Arena		
	19:00	2	USA vs NED	47 - 71	Women's Bronze Medal Game	72	North Greenwich Arena		
	21:15		AUS vs GER	44 - 58	Women's Gold Medal Game	73	North Greenwich Arena		
Daily Total								21847	84%
SAT 8 SEP	13:00	1	POL vs TUR	74 - 76	Men's Playoff 7-8	74	North Greenwich Arena	9790	75%
	15:15		GER vs ESP	48 - 67	Men's Playoff 5-6	75	North Greenwich Arena		
	19:00	2	USA vs GBR	61 - 46	Men's Bronze Medal Game	76	North Greenwich Arena		
	21:15		AUS vs CAN	58 - 64	Men's Gold Medal Game	77	North Greenwich Arena		
Daily Total								22741	87%
Final Phase Total								75328	58%
Basketball Tournaments Total								187281	54%
Basketball Arena public capacity								9000	
North Greenwich Arena public capacity								13000	

The capacity of the North Greenwich Arena increased from 6000 to 13000 on the 7th september. All earlier % capacity figures have been affected.



FRI 7 SEP 2012

Wheelchair Basketball

Women



Medallists

GOLD

GER - Germany

- 4 ADERMANN Mareike
- 5 WELIN Johanna
- 6 DILLMANN Britt
- 7 MUELLER Edina
- 8 ZEYEN Annika
- 9 KUEHN Maria
- 10 SCHUENEMANN Gesche
- 11 LINDHOLM Maya
- 12 BREUER Annabel
- 13 BRIESSMANN Annegret
- 14 MOHNEN Marina
- 15 FRIEDRICH Heike

SILVER

AUS - Australia

- 4 VINCI Sarah
- 5 CRISPIN Cobi
- 6 KEAN Bridie
- 7 CARTER Amanda
- 8 McKENZIE Tina
- 9 del TOSO Leanne
- 10 NOTT Clare
- 11 GAUCI Kylie
- 12 CHAPLIN Shelley
- 13 STEWART Sarah
- 14 HILL Katie
- 15 MERRITT Amber

BRONZE

NED - Netherlands

- 4 HUITZING Inge
- 5 HOUWEN Lucie
- 6 VISSER Jitske
- 7 OOSTERBAAN Roos
- 8 TIMMERMAN Sanne
- 9 GARNIER Petra
- 10 WEVERS Miranda
- 11 KORVER Cher
- 12 PRONK Saskia
- 13 van BERGEN Barbara
- 14 de ROOIJ-VERSLOOT Carolina
- 15 BEIJER Mariska



Wheelchair Basketball

Women



Tournament Summary

As of FRI 7 SEP 2012

Today's Games

Phase	Teams	Start Time	Final	Half
Playoff 7-8	MEX vs GBR	8:30	37 - 59	19 - 18
Playoff 5-6	CAN vs CHN	10:45	70 - 73	29 - 29
Bronze Medal Game	USA vs NED	19:00	47 - 71	24 - 38
Gold Medal Game	AUS vs GER	21:15	44 - 58	19 - 26

Group A							Games			Points		Class. Points
Rank	Team	AUS	NED	CAN	GBR	BRA	Played	Won	Lost	For	Against	
1	AUS		58 - 49	50 - 57	51 - 24	52 - 50	4	3	1	211	180	7
2	NED	49 - 58		70 - 59	62 - 35	55 - 42	4	3	1	236	194	7
3	CAN	57 - 50	59 - 70		67 - 50	65 - 51	4	3	1	248	221	7
4	GBR	24 - 51	35 - 62	50 - 67		42 - 37	4	1	3	151	217	5
5	BRA	50 - 52	42 - 55	51 - 65	37 - 42		4	0	4	180	214	4

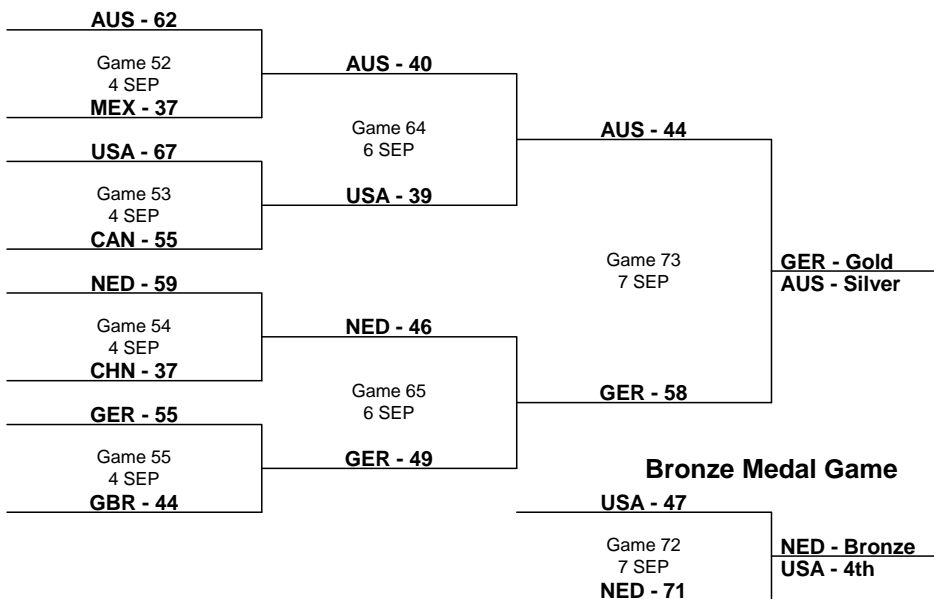
Group B							Games			Points		Class. Points
Rank	Team	GER	USA	CHN	MEX	FRA	Played	Won	Lost	For	Against	
1	GER		54 - 48	56 - 50	68 - 28	76 - 32	4	4	0	254	158	8
2	USA	48 - 54		68 - 65	67 - 33	63 - 24	4	3	1	246	176	7
3	CHN	50 - 56	65 - 68		53 - 46	72 - 34	4	2	2	240	204	6
4	MEX	28 - 68	33 - 67	46 - 53		50 - 42	4	1	3	157	230	5
5	FRA	32 - 76	24 - 63	34 - 72	42 - 50		4	0	4	132	261	4

Quarterfinals

Semifinals

Gold Medal Game

Final Standings



Medal	Rank	Team	GP	W-L
Gold	1	GER	7	7 - 0
Silver	2	AUS	7	5 - 2
Bronze	3	NED	7	5 - 2
	4	USA	7	4 - 3
	5	CHN	7	4 - 3
	6	CAN	7	4 - 3
	7	GBR	7	2 - 5
	8	MEX	7	1 - 6
	9	BRA	5	1 - 4
	10	FRA	5	0 - 5

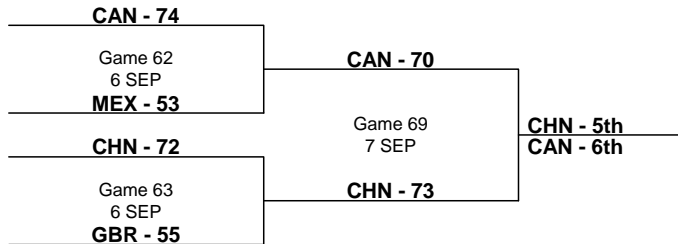


Tournament Summary

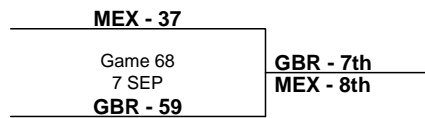
As of FRI 7 SEP 2012

Classification Crossover

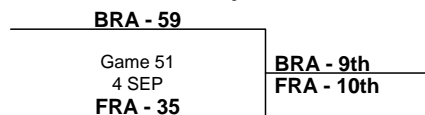
Playoff 5-6



Playoff 7-8



Playoff 9-10



NOTES
Detailed explanations of competition are described on output: N02 - Competition Format and Rules

LEGEND
GP Games Played W-L Win-Loss





Wheelchair Basketball

Women



Team Roster

REVISED
4 SEP 16:03

As of TUE 4 SEP 2012 at 16:00

AUS - Australia

No.	Name	Pos	Sport Class	Date of Birth	Club - Season 2011/2012	Int'l. Games Played
4	VINCI Sarah	G (2)	1.0	4 DEC 1991	Western Stars, Perth (AUS)	35
5	CRISPIN Cobi	F/G (4/2)	4.0	22 DEC 1988	Vic Dandenong Rangers, Melbourne (AUS)	125
6	KEAN Bridie (C)	F (3/4)	4.0	27 FEB 1987	Minecraft Comets, Brisbane (AUS)	98
7	CARTER Amanda	G (2)	1.0	16 JUL 1964	Vic Dandenong Rangers, Melbourne (AUS)	126
8	McKENZIE Tina	G/F (2/3)	3.0	8 JUN 1974	Stacks Goudkamp Bears, Sydney (AUS)	168
9	del TOSO Leanne	F/G (4/2)	3.5	12 AUG 1980	Vic Dandenong Rangers, Melbourne (AUS)	62
10	NOTT Clare	G (2)	1.0	11 AUG 1986	Western Stars, Perth (AUS)	134
11	GAUCI Kylie	G (1/2)	2.0	1 JAN 1985	Stacks Goudkamp Bears, Sydney (AUS)	177
12	CHAPLIN Shelley	F/G (3/1)	3.5	4 SEP 1984	Vic Dandenong Rangers, Melbourne (AUS)	166
13	STEWART Sarah	F/G (3/2)	3.0	13 JUN 1976	Sydney University Flames, Sydney (AUS)	165
14	HILL Katie	G/F (2/3)	3.0	17 FEB 1984	Sydney University Flames, Sydney (AUS)	110
15	MERRITT Amber	C/F (5/4)	4.5	17 FEB 1993	Western Stars, Perth (AUS)	70
Team Average						119.7

Coach TRISCARI John
Assistant Coach OSBORNE Ben
Assistant Coach GOULD David

Team Uniform Colour
Light: White
Dark: Green

NOTES

Number of games played at the official IWBF/IWBF zones championships for senior men/women (provided by IWBF)

LEGEND

(C)	Captain	C	Centre	F	Forward	G	Guard	Pos	Playing Position
-----	---------	---	--------	---	---------	---	-------	-----	------------------

At the conclusion of the preliminary round Women's Australia player No. 9 del TOSO Leanne has been reclassified from 4.0 to 3.5



Wheelchair Basketball

Women



Team Roster

As of WED 29 AUG 2012 at 13:11

BRA - Brazil

No.	Name	Pos	Sport Class	Date of Birth	Club - Season 2011/2012	Int'l. Games Played
4	de NAZARE SANTOS Cleonete	G (4)	2.0	26 SEP 1976	ALL STAR GIRLS, BELÉM (BRA)	20
5	SANTA ROSA FARIAS Andreia Cristina	G (1)	1.0	23 APR 1986	ALL STAR GIRLS, BELÉM (BRA)	18
6	de JESUS MAFRA Naildes	G (2)	2.0	22 NOV 1977	ALL STAR GIRLS, BELÉM (BRA)	20
7	da COSTA E COSTA Lucicleia	G (2)	2.5	16 AUG 1980	ALL STAR GIRLS, BELÉM (BRA)	18
8	RAMOS da SILVA Rosalia	G (1)	1.5	22 JAN 1970	CAD, SÃO JOSÉ DO RIO PRETO (BRA)	23
9	dos SANTOS ASSUNCAO Perla	F (2)	2.0	28 JAN 1986	ALL STAR GIRLS, BELÉM (BRA)	0
10	GUIMARAES da COSTA Debora Cristina	F (2)	4.0	4 APR 1989	ALL STAR GIRLS, BELÉM (BRA)	16
11	RODRIGUES VIEIRA Geisa	C (3)	4.0	27 AUG 1992	MAGIC HANDS, SÃO PAULO (BRA)	10
12	SOARES MARTINS Lia Maria (C)	C (5)	4.5	6 SEP 1987	ALL STAR GIRLS, BELÉM (BRA)	16
13	LOPES de CARVALHO Cintia Mariana	G (1)	1.0	16 APR 1985	ALL STAR GIRLS, BELÉM (BRA)	10
14	KLOKLER Paola	C (4)	4.0	26 JAN 1991	MAGIC HANDS, SÃO PAULO (BRA)	10
15	BRITO de ALMEIDA Vileide	C (3)	4.5	2 NOV 1991	ALL STAR GIRLS, BELÉM (BRA)	16
Team Average						14.8

Coach da SILVA CORREA Wilson Flavio
Assistant Coach YULE JACOBINA Yara Helena

Team Uniform Colour
Light: White
Dark: Green

NOTES
Number of games played at the official IWBF/IWBF zones championships for senior men/women (provided by IWBF)

LEGEND
(C) Captain C Centre F Forward G Guard Pos Playing Position





Wheelchair Basketball

Women



Team Roster

As of WED 29 AUG 2012 at 13:11

CAN - Canada

No.	Name	Pos	Sport Class	Date of Birth	Club - Season 2011/2012	Int'l. Games Played
4	ALLARD Elaine	G (1)	1.5	25 FEB 1977	Quebec (CAN)	7
5	McLACHLAN Janet (C)	C (5)	4.5	26 AUG 1977	Trier Dolphins (GER)	14
6	OHAMA Kendra	G (2)	2.5	1 JUN 1965	Trier Dolphins (GER)	55
7	OUELLET Cindy	G (1/2)	3.5	8 DEC 1988	Alabama (USA)	14
8	STEEVES Tamara	F (3)	1.5	23 SEP 1989	Burlington (CAN)	0
9	JACQUES Maude	G (2)	2.5	21 APR 1992	Alabama (USA)	0
10	HARNOCK Katie	G (2)	2.0	12 AUG 1983	Alabama (USA)	20
11	WILLIAMS Elisha	F (4)	4.5	9 JUN 1978	Alabama (USA)	7
12	FERGUSON Tracey	G (2/1)	3.0	7 SEP 1974	Variety Village (CAN)	49
13	JEWELLS Jamey	F (3)	1.0	23 AUG 1989	Trier Dolphins (CAN)	0
14	VLIEGENTHART Jessica (C)	F (3)	1.0	11 AUG 1983	British Columbia (CAN)	7
15	FESER Tara	C (5)	4.5	2 FEB 1980	Trier Dolphins (GER)	14
Team Average						15.6

Coach JOHNSON Bill
Assistant Coach ABBOTT-PETER Marni
Assistant Coach BROUGHTON Michael

Team Uniform Colour
Light: White
Dark: Red

NOTES
Number of games played at the official IWBF/IWBF zones championships for senior men/women (provided by IWBF)

LEGEND
(C) Captain C Centre F Forward G Guard Pos Playing Position





Wheelchair Basketball

Women



Team Roster

As of WED 29 AUG 2012 at 13:11

CHN - China

No.	Name	Pos	Sport Class	Date of Birth	Club - Season 2011/2012	Int'l. Games Played
4	CHENG Haizhen	C (5)	4.5	3 SEP 1986	National Team, Beijing (CHN)	15
5	YANG San	F (4)	4.0	13 NOV 1991	National Team, Beijing (CHN)	8
6	WANG Xiaoyan	F (4)	4.0	1 NOV 1978	National Team, Beijing (CHN)	8
7	FU Yongqing	F (4)	4.0	12 SEP 1979	National Team, Beijing (CHN)	22
8	LIU Man	G (2)	1.0	6 MAR 1991	National Team, Beijing (CHN)	4
9	LI Yuhui	G (2)	1.5	17 NOV 1985	National Team, Beijing (CHN)	7
10	ZHANG Yanli (C)	G (2)	1.0	30 NOV 1978	National Team, Beijing (CHN)	15
11	CHEN Qiurong	G (2)	1.5	20 OCT 1982	National Team, Beijing (CHN)	22
12	DENG Mingzhu	F (3)	2.0	10 NOV 1987	National Team, Beijing (CHN)	15
13	LI Yanhua	G (2)	1.5	21 SEP 1982	National Team, Beijing (CHN)	22
14	LONG Yun	F (3)	1.0	1 AUG 1989	National Team, Beijing (CHN)	15
15	PENG Fengling	F (4)	4.0	22 SEP 1984	National Team, Beijing (CHN)	15
Team Average						14.0

Coach WANG Zhidan

Team Uniform Colour

Light: White

Dark: Red

NOTES

Number of games played at the official IWBF/IWBF zones championships for senior men/women (provided by IWBF)

LEGEND

(C)	Captain	C	Centre	F	Forward	G	Guard	Pos	Playing Position
-----	---------	---	--------	---	---------	---	-------	-----	------------------



Wheelchair Basketball

Women



Team Roster

As of WED 29 AUG 2012 at 13:11

FRA - France

No.	Name	Pos	Sport Class	Date of Birth	Club - Season 2011/2012	Int'l. Games Played
4	ALQUIER Chrystel	G/F (2/3)	1.0	3 FEB 1980	HANDISPORT ONET-RODEZ, ONET LE CHATEAU (FRA)	16
5	DOUMESCHE-GUEDOUN Florence	F/G (3/2)	1.0	6 MAY 1977	HANDI-BASKET LE CANNET, LE CANNET (FRA)	8
6	MERIAU Dorothee	F (3/2)	2.0	8 APR 1983	HANDISPORT ANGERS, ANGERS (FRA)	8
7	GLEMP-ETAVARD Agnes	G (1/2)	1.0	16 JUL 1978	CLUB TREGORROIS HANDISPOR, LANNION (FRA)	37
8	ITA Valerie	F (3/2)	2.5	28 DEC 1980	THONON BASKET HANDISPORT, THONON LES BAINS (FRA)	37
9	SAINT-OMER DELEPINE Fabienne	C (5/4)	4.5	19 FEB 1972	LILLE UNIVERSITE CLUB, LILLE (FRA)	23
10	LAURENT Kathy	C/G (4/1)	4.5	10 FEB 1976	C H FOREZIEN, FEURS (FRA)	8
11	MENARD Emilie	F/G (3/2)	2.5	30 SEP 1981	ASSO MURET TOULOUSE HANDI, TOULOUSE (FRA)	43
12	BELZ Blandine	C/F (4/5)	4.5	21 OCT 1983	CS CLICHY BASKET, CLICHY (FRA)	8
13	DORGET Sylvie	G (1/2)	2.0	4 MAY 1969	ASSO HANDISPORT DU PUY EN, LE PUY EN VELAY (FRA)	54
14	MATHIAS Maite	G (2/1)	1.5	22 NOV 1966	HANDISPORT BASKET AULNOYE, AULNOYE AYMERIES (FRA)	78
15	QUEMENER-PICHON Angelique (C)	C (5/4)	4.5	26 SEP 1978	CLUB TREGORROIS HANDISPOR, LANNION (FRA)	31
Team Average						29.3

Coach MONTET Pascal
Assistant Coach FILICE Anne

Team Uniform Colour
Light: White
Dark: Blue

NOTES

Number of games played at the official IWBF/IWBF zones championships for senior men/women (provided by IWBF)

LEGEND

(C) Captain C Centre F Forward G Guard Pos Playing Position



Wheelchair Basketball

Women



Team Roster

As of WED 29 AUG 2012 at 13:11

GBR - Great Britain

No.	Name	Pos	Sport Class	Date of Birth	Club - Season 2011/2012	Int'l. Games Played
4	MACLEAN Caroline	G (2)	2.0	19 APR 1975	Coyotes, Nottingham (GBR)	80
5	GRADY Sarah	G (2)	2.5	25 APR 1984	Capital City, London (GBR)	20
6	STRANGE Clare (C)	G (2)	1.5	18 SEP 1979	Team Mandeville, Aylesbury (GBR)	80
7	FREEMAN Helen	G (3)	4.0	23 NOV 1989	University of Illinois, Chichago (USA)	30
8	WILLIAMS Laurie	G (2)	2.5	4 FEB 1992	Coyotes, Nottingham (GBR)	20
9	HAMER Judith	C (5)	4.0	3 DEC 1990	Coyotes, Nottingham (GBR)	20
10	CONROY Amy	F (4)	4.0	22 OCT 1992	Team Mandeville, Aylesbury (GBR)	20
11	THOMPSON Maddie	F (3)	4.5	29 MAR 1995	Coyotes, Nottingham (GBR)	20
12	TURNER Helen	F (4)	3.5	15 OCT 1977	Team Mandeville, Aylesbury (GBR)	50
13	SUGDEN Louise (C)	G (1)	2.0	20 JUL 1984	Team Mandeville, Aylesbury (GBR)	80
14	DAVIES Natasha	G (2)	1.0	6 DEC 1990	Coyotes, Nottingham (GBR)	15
15	McPHEE Sarah	C (5)	4.5	13 FEB 1980	Coyotes, Nottingham (GBR)	10
Team Average						37.1

Coach PEEL Garry
Assistant Coach BROWNING Jen (USA)
Assistant Coach FISHER James

Team Uniform Colour
Light: White
Dark: Blue

NOTES
Number of games played at the official IWBF/IWBF zones championships for senior men/women (provided by IWBF)

LEGEND
(C) Captain **C** Centre **F** Forward **G** Guard **Pos** Playing Position





Wheelchair Basketball

Women



Team Roster

As of WED 29 AUG 2012 at 13:11

GER - Germany

No.	Name	Pos	Sport Class	Date of Birth	Club - Season 2011/2012	Int'l. Games Played
4	ADERMANN Mareike	C (5)	4.5	3 AUG 1990	UWW Warhawks, Whitewater (USA)	86
5	WELIN Johanna	G (1)	2.0	24 JUN 1984	USC München, Munich (GER)	47
6	DILLMANN Britt	F (3)	1.0	4 APR 1963	RSV Lahn Dill, Wetzlar (GER)	137
7	MUELLER Edina	G (1)	2.5	28 JUN 1983	Hamburger SV, Hamburg (GER)	182
8	ZEYEN Annika	G (1)	1.5	17 FEB 1985	University of Alabama, Tooscalosa (USA)	241
9	KUEHN Maria	F (3)	1.0	14 FEB 1982	Mainhatten Skywheelers, Frankfurt (GER)	91
10	SCHUENEMANN Gesche	C (4)	4.5	18 NOV 1982	RSV Lahn Dill, Wetzlar (GER)	152
11	LINDHOLM Maya	F (4)	2.5	20 DEC 1990	Hamburger SV, Hamburg (GER)	96
12	BREUER Annabel	F (3)	1.5	23 OCT 1992	Ulm Sabres, Ulm (GER)	85
13	BRIESSMANN Annegret	F (3)	1.0	28 JUL 1972	Mainhatten Skywheelers, Frankfurt (GER)	8
14	MOHNEN Marina (C)	C (5)	4.5	31 OCT 1978	RBC Köln 99, Köln (GER)	191
15	FRIEDRICH Heike	C (5)	4.5	14 JUN 1976	Mainhatten Skywheelers, Frankfurt (GER)	90
Team Average						117.2

Coach GLINICKI Holger
Assistant Coach HLAWAN Alexandra

Team Uniform Colour
Light: White
Dark: Black

NOTES

Number of games played at the official IWBF/IWBF zones championships for senior men/women (provided by IWBF)

LEGEND

(C) Captain C Centre F Forward G Guard Pos Playing Position



Wheelchair Basketball

Women



Team Roster

As of WED 29 AUG 2012 at 14:03

MEX - Mexico

No.	Name	Pos	Sport Class	Date of Birth	Club - Season 2011/2012	Int'l. Games Played
4	HERNANDEZ MEDRANO Maria	F (4)	4.5	12 DEC 1983	JALISCO, Guadalajara (MEX)	0
5	LOPEZ CHAVEZ Isabel	F (4)	4.5	6 JUL 1992	JALISCO, Guadalajara (MEX)	14
6	TORRES LOPEZ Rocio	C (5)	3.5	9 OCT 1973	ESTADO DE MÉXICO, Mexico City (MEX)	65
7	ESTRADA BERNAL Floralia	F (3)	4.0	8 AUG 1990	JALISCO, Guadalajara (MEX)	25
8	PEREZ PACHECO Anaisa	F (3)	2.5	16 JAN 1992	OAXACA, Oaxaca (MEX)	25
9	VAZQUEZ DELGADILLO Lucia	F (4/2)	4.0	20 DEC 1965	PRODE D.F., Mexico City (MEX)	80
10	MONTANO MEJIA Maria del Carmen	F (4)	4.0	26 AUG 1970	ESTADO DE MÉXICO, Mexico City (MEX)	65
11	MARQUEZ GONZALEZ Clara Ivonne	F (3)	1.0	18 DEC 1982	ESTADO DE MÉXICO, Mexico City (MEX)	3
12	MIRANDA ORANTES Claudia	G (2)	3.0	27 MAY 1978	ESTADO DE MÉXICO, Mexico City (MEX)	58
13	SUAREZ RAMOS Yasmina	G (3)	3.0	10 APR 1976	ESTADO DE MÉXICO, Mexico City (MEX)	12
14	VERA GALLARDO Rosa	G (3)	2.0	18 FEB 1965	ESTADO DE MÉXICO, Mexico City (MEX)	61
15	GARCIA AMADOR Wendy (C)	G (2)	1.0	7 OCT 1980	JALISCO, Guadalajara (MEX)	72
Team Average						40.0

Coach LARRAGA Pablo
Assistant Coach BRUNO MIRAMONTES Jose
Assistant Coach BLANCAS Roberto Luis

Team Uniform Colour
Light: White
Dark: Red/Green

NOTES
Number of games played at the official IWBF/IWBF zones championships for senior men/women (provided by IWBF)

LEGEND
(C) Captain C Centre F Forward G Guard Pos Playing Position





Wheelchair Basketball

Women



Team Roster

As of WED 29 AUG 2012 at 13:11

NED - Netherlands

No.	Name	Pos	Sport Class	Date of Birth	Club - Season 2011/2012	Int'l. Games Played
4	HUITZING Inge	G (1)	4.5	19 APR 1974	BC Verkerk, Zwijndrecht (NED)	
5	HOUWEN Lucie	G/F (1/3)	3.0	30 OCT 1990	Essen Rolling Bears, Essen (GER)	
6	VISSER Jitske	F (3)	1.0	29 OCT 1992	ISV Hengelo, Hengelo (NED)	
7	OOSTERBAAN Roos	F (3)	1.5	18 MAY 1979	BC Verkerk, Zwijndrecht (NED)	
8	TIMMERMAN Sanne	C (4)	4.5	8 MAY 1992	Devedo, Ermelo (NED)	
9	GARNIER Petra	C (5)	4.5	5 NOV 1970	ISV Hengelo, Hengelo (NED)	
10	WEVERS Miranda	C (5)	2.5	30 MAY 1972		
11	KORVER Cher (C)	G/F (1/3)	2.5	11 AUG 1976	Devedo, Ermelo (NED)	
12	PRONK Saskia	F (3)	1.0	6 AUG 1983	ISV Hengelo, Hengelo (NED)	
13	van BERGEN Barbara	F (3)	2.0	9 JUN 1978	Arrows, Rotterdam (NED)	
14	de ROOIJ-VERSLOOT Carolina	F (3)	3.0	10 MAY 1980	BC Verkerk, Zwijndrecht (NED)	
15	BEIJER Mariska	C (5)	4.0	29 JUN 1991	ProBuild, Landsmeer (NED)	

Team Average

Coach van der LINDEN Gertjan
Assistant Coach SLOOF Irene

Team Uniform Colour

Light: White
Dark: Orange

NOTES

Number of games played at the official IWBF/IWBF zones championships for senior men/women (provided by IWBF)

LEGEND

(C) Captain C Centre F Forward G Guard Pos Playing Position



Wheelchair Basketball

Women



Team Roster

As of WED 29 AUG 2012 at 13:11

USA - United States

No.	Name	Pos	Sport Class	Date of Birth	Club - Season 2011/2012	Int'l. Games Played
4	MURRAY Rebecca	G (1)	2.5	15 MAR 1990	Warhawks, Whitewater (USA)	34
5	HUNTER Darlene	G (2)	1.0	16 APR 1982	Lady Mavericks, Dallas (USA)	16
6	CHEW Jennifer	G (2)	1.5	5 JAN 1983	Lady Nuggets, Denver (USA)	23
7	WOODSON-SMITH Andrea (C)	C (5)	4.0	7 APR 1972	Lady Mavericks, Dallas (USA)	28
8	SCHNEIDER Natalie	F (4)	4.5	11 FEB 1983	Lady Nuggets, Denver (USA)	23
9	MILLER Desi	F (4)	3.5	12 AUG 1987	Warhawks, Whitewater (USA)	27
10	BINSFELD Sarah	G (2)	2.5	17 JUN 1987	Warhawks, Whitewater (USA)	22
11	CASTLE Sarah (C)	G (1)	2.5	22 JAN 1984	Predators, Columbia (USA)	40
12	NICHOLS Alana	G (1)	2.5	21 MAR 1983	Lady Nuggets, Denver (USA)	33
13	POIST Jennifer	G (2)	2.0	14 MAR 1989	University of Arizona, Tucson (USA)	10
14	MILFORD Mary Allison	G (2)	1.0	28 MAR 1986	Steel City Stars, Pittsburgh (USA)	40
15	HOLLERMANN Rose	F (4)	3.5	25 DEC 1995	Timberwolves, Minneapolis (USA)	22
Team Average						26.5

Coach KILEY David
Assistant Coach BUCHI Matt
Assistant Coach THOMPSON Miles

Team Uniform Colour
Light: White
Dark: Blue

NOTES
Number of games played at the official IWBF/IWBF zones championships for senior men/women (provided by IWBF)

LEGEND
(C) Captain **C** Centre **F** Forward **G** Guard **Pos** Playing Position





Results

Game 4

NED 62 vs 35 GBR
(8:8, 12:6, 18:10, 24:11)

Attendance: 5796

Referee: KINDERVATER Max (GER)

Commissioner: VIVIERS Nico (RSA)

Umpire: SALGUERO Cris (ARG) / GOMM Stacy (RSA)

Scoring by 5 min intervals:	NED	Q1		Q2		Q3		Q4	
		4	8	14	20	28	38	46	62
	GBR	3	8	10	14	20	24	29	35

NED - Netherlands

No.	Name	Sport Class	MIN	Field Goals		2 Points		3 Points		Free Throws		Rebounds			AS	TO	ST	BS	PF	FD	PTS
				M / A	%	M / A	%	M / A	%	M / A	%	OR	DR	TOT							
*4	HUITZING Inge	4.5	32:44	7/17	41	7/17	41			2/2	100		7	7	9	2			2	2	16
5	HOUWEN Lucie	3.0																			
*6	VISSER Jitske	1.0	30:32	0/6	0	0/6	0					1	1	2	1				2		0
*7	OOSTERBAAN Roos	1.5	30:30	1/4	25	1/4	25					1	4	5	3				2		2
8	TIMMERMAN Sanne	4.5																			
9	GARNIER Petra	4.5	2:24	1/1	100	1/1	100						1	1							2
10	WEVERS Miranda	2.5																			
*11	KORVER Cher (C)	2.5	26:12	2/5	40	2/5	40						3	3	4	2			2	2	4
12	PRONK Saskia	1.0																			
13	van BERGEN Barbara	2.0	18:58	5/11	45	5/11	45			0/1	0	2	2	4	1	1	1		2	3	10
14	de ROOIJ-VERSLOOT Carolina	3.0	23:16	1/4	25	1/4	25			0/2	0		1	1	2				1	2	2
*15	BEIJER Mariska	4.0	35:24	12/19	63	12/19	63			2/2	100	8	11	19	2	1	1			3	26
Team / Coach													6	6							
Totals				29/67	43	29/67	43			4/7	57	12	36	48	22	6	2		11	12	62
Coach		van der LINDEN Gertjan																			
Assistant Coach		SLOOF Irene																			

GBR - Great Britain

No.	Name	Sport Class	MIN	Field Goals		2 Points		3 Points		Free Throws		Rebounds			AS	TO	ST	BS	PF	FD	PTS
				M / A	%	M / A	%	M / A	%	M / A	%	OR	DR	TOT							
4	MACLEAN Caroline	2.0	16:38																1		0
5	GRADY Sarah	2.5	6:07	1/1	100	1/1	100			0/1	0		2	2						1	2
*6	STRANGE Clare (C)	1.5	40:00	0/2	0	0/2	0					2	2	1	1	1			2	2	0
*7	FREEMAN Helen	4.0	29:21	2/17	12	2/17	12			2/4	50	4	8	12	6	4	1		1	5	6
*8	WILLIAMS Laurie	2.5	25:54	2/7	29	2/7	29						2	2	2			1	1		4
9	HAMER Judith	4.0	0:59										1	1							0
*10	CONROY Amy	4.0	31:05	6/18	33	6/18	33			3/6	50	2	4	6			1	2	3	15	
11	THOMPSON Maddie	4.5	10:39	1/9	11	1/9	11						1	1	4				1		2
12	TURNER Helen	3.5	7:56	2/2	100	2/2	100						2	2							4
*13	SUGDEN Louise (C)	2.0	31:21	1/1	100	1/1	100						4	4					4		2
14	DAVIES Natasha	1.0																			
15	McPHEE Sarah	4.5																			
Team / Coach												2	2	4		1					
Totals				15/57	26	15/57	26			5/11	45	8	28	36	11	8	2	2	12	11	35
Coach		PEEL Garry																			
Assistant Coach		BROWNING Jen (USA) FISHER James																			

	NED	GBR
Points from Turnovers	6	1
Points in the Paint	48	24
Second Chance Points	12	1
Fast Break Points	12	

	NED	GBR
Biggest Lead	27	4
Biggest Scoring Run	8-0 (12-8)	5-0 (4-8)
Lead Changes	3	
Times Tied	2	

LEGEND

%	Shooting Percentage	(C)	Captain	*	Starters	AS	Assists	BS	Blocked Shots
DR	Defensive Rebounds	FD	Fouls Drawn	M / A	Made / Attempts	MIN	Minutes Played	OR	Offensive Rebounds
PF	Fouls	PTS	Points	Qx	Quarter Time	ST	Steals	TO	Turnovers
TOT	Total Rebounds								



Results

Game 6

USA 63 vs 24 FRA
(20:4, 21:4, 14:10, 8:6)

Attendance: 5266

Referee: REHLING Carsten (GER)

Commissioner: REHLING Detlef (GER)

Umpire: MOLINA Karen (COL) / HAINES Philip (AUS)

Scoring by 5 min intervals:	USA	Q1		Q2		Q3		Q4	
		FRA	10	20	31	41	46	55	61
		0	4	7	8	12	18	22	24

USA - United States

No.	Name	Sport Class	MIN	Field Goals		2 Points		3 Points		Free Throws		Rebounds			AS	TO	ST	BS	PF	FD	PTS
				M / A	%	M / A	%	M / A	%	M / A	%	OR	DR	TOT							
*4	MURRAY Rebecca	2.5	25:53	8/20	40	6/12	50	2/8	25	5/8	63	2	2	4	3				1	5	23
*5	HUNTER Darlene	1.0	16:34	0/1	0	0/1	0						1	1	1	1	1				0
6	CHEW Jennifer	1.5	11:29									1	1	2	2						0
7	WOODSON-SMITH Andrea (C)	4.0	14:05	2/4	50	2/4	50			0/2	0		4	4	4	2			2	1	4
*8	SCHNEIDER Natalie	4.5	16:34	4/7	57	4/7	57						4	4	1	1				1	8
*9	MILLER Desi	3.5	25:53	5/8	63	5/8	63			4/8	50			2					1	7	14
10	BINSFELD Sarah	2.5	17:57							0/2	0		4	4	1	1				2	0
11	CASTLE Sarah (C)	2.5	16:16	0/2	0	0/2	0					2	3	5	2	3			2		0
*12	NICHOLS Alana	2.5	13:53	3/5	60	3/5	60					2	4	6	5		1			3	6
13	POIST Jennifer	2.0	11:56	1/1	100	1/1	100						2	2	1	1					2
14	MILFORD Mary Allison	1.0	6:02														1	1			0
15	HOLLERMANN Rose	3.5	23:28	3/8	38	3/8	38					1	4	5	2	2			1		6
Team / Coach												1	8	9							
Totals				26/56	46	24/48	50	2/8	25	9/20	45	9	37	46	24	11	2	1	8	19	63
Coach		KILEY David																			
Assistant Coach		BUCHI Matt										THOMPSON Miles									

FRA - France

No.	Name	Sport Class	MIN	Field Goals		2 Points		3 Points		Free Throws		Rebounds			AS	TO	ST	BS	PF	FD	PTS	
				M / A	%	M / A	%	M / A	%	M / A	%	OR	DR	TOT								
*4	ALQUIER Chrystel	1.0	12:17	1/1	100	1/1	100						1	1		1				1	2	
5	DOUMESCHE-GUEDOUN Florence	1.0	6:41							0/2	0									1	0	
6	MERIAU Dorothee	2.0	16:08	0/3	0	0/3	0								1	1			1	2	0	
*7	GLEMP-ETAVARD Agnes	1.0	24:07	1/4	25	1/4	25					3	3	2	2	1			1		2	
8	ITA Valerie	2.5	15:07	0/6	0	0/6	0							1	1				1		0	
*9	SAINT-OMER DELEPINE Fabienne	4.5	22:02	3/7	43	3/7	43			0/2	0	1	6	7	1	4			4	2	6	
10	LAURENT Kathy	4.5	8:48	0/5	0	0/5	0			1/2	50	1	2	3	1				1	1	1	
*11	MENARD Emilie	2.5	20:47	1/7	14	1/7	14						2	2	1	1			1		2	
12	BELZ Blandine	4.5	22:56	2/4	50	2/4	50					3	6	9	4	1			1		4	
13	DORGET Sylvie	2.0	16:08	0/5	0	0/5	0					1		1					2		0	
14	MATHIAS Maite	1.5	14:46	0/3	0	0/3	0								2	1			2		0	
*15	QUEMENER-PICHON Angelique (C)	4.5	20:13	3/8	38	3/7	43	0/1	0	1/2	50	2	5	7		5			5	1	7	
Team / Coach												1	1	2		2						
Totals				11/53	21	11/52	21	0/1	0	2/8	25	9	26	35	7	21	5			19	8	24
Coach		MONTET Pascal																				
Assistant Coach		FILICE Anne																				

	USA	FRA
Points from Turnovers	24	3
Points in the Paint	36	18
Second Chance Points	10	4
Fast Break Points	5	2

	USA	FRA
Biggest Lead	39	0
Biggest Scoring Run	11-0 (11-0)	4-0 (43-12)
Lead Changes	0	
Times Tied	0	

LEGEND

%	Shooting Percentage	(C)	Captain	*	Starters	AS	Assists	BS	Blocked Shots
DR	Defensive Rebounds	FD	Fouls Drawn	M / A	Made / Attempts	MIN	Minutes Played	OR	Offensive Rebounds
PF	Fouls	PTS	Points	Qx	Quarter Time	ST	Steals	TO	Turnovers
TOT	Total Rebounds								



Basketball Arena

THU 30 AUG 2012
18:30

Wheelchair Basketball

Women

Preliminaries - Group A



Results

Game 7 **AUS 52 vs 50 BRA** Attendance: 3288
(14:12, 11:13, 14:12, 13:13)

Referee: RADYKAS Linas (LTU)

Commissioner: MAGALLANES Juan (MEX)

Umpire: RETIZ Mauro (MEX) / HSIEH Fei (TPE)

Scoring by 5 min intervals:	AUS	Q1	Q2	Q3	Q4	BRA
		6 14	23 25	33 39	47 52	
		10 12	20 25	33 37	43 50	

AUS - Australia

No.	Name	Sport Class	MIN	Field Goals		2 Points		3 Points		Free Throws		Rebounds			AS	TO	ST	BS	PF	FD	PTS	
				M/A	%	M/A	%	M/A	%	M/A	%	OR	DR	TOT								
4	VINCI Sarah	1.0	15:12										1	1							0	
*5	CRISPIN Cobi	4.0	32:34	7/14	50	7/14	50			4/7	57	2	5	7	3	3	2		2	4	18	
*6	KEAN Bridie (C)	4.0	14:53	1/2	50	1/2	50						5	5		1			1		2	
7	CARTER Amanda	1.0	5:39																		0	
8	McKENZIE Tina	3.0																				
9	del TOSO Leanne	4.0	1:46										1	1							0	
*10	NOTT Clare	1.0	35:04	3/6	50	3/6	50					1	3	4	3	3					6	
*11	GAUCI Kylie	2.0	24:05	2/8	25	2/7	29	0/1	0				3	3	2	3				2	4	
12	CHAPLIN Shelley	3.5	20:42	0/4	0	0/4	0						1	1	1	3			3	2	0	
*13	STEWART Sarah	3.0	7:21	1/2	50	1/2	50								1				1	1	2	
14	HILL Katie	3.0	19:23	2/6	33	2/6	33						2	2	3					1	4	
15	MERRITT Amber	4.5	23:21	8/11	73	8/11	73					3	7	10		3			1	2	16	
Team / Coach																						
Totals				24/53	45	24/52	46	0/1	0	4/7	57	8	31	39	13	19	2			8	12	52
Coach		TRISCARI John																				
Assistant Coach		OSBORNE Ben GOULD David																				

BRA - Brazil

No.	Name	Sport Class	MIN	Field Goals		2 Points		3 Points		Free Throws		Rebounds			AS	TO	ST	BS	PF	FD	PTS
				M/A	%	M/A	%	M/A	%	M/A	%	OR	DR	TOT							
*4	de NAZARE SANTOS Cleonete	2.0	40:00	0/1	0	0/1	0						5	5	1				1		0
5	SANTA ROSA FARIAS Andreia Cristina	1.0																			
6	de JESUS MAFRA Naildes	2.0																			
*7	da COSTA E COSTA Lucicleia	2.5	39:01	5/7	71	5/7	71					1		1		4	4	1	3	1	10
8	RAMOS da SILVA Rosalia	1.5	0:59																		0
9	dos SANTOS ASSUNCAO Perla	2.0	0:59																		0
*10	GUIMARAES da COSTA Debora Cristina	4.0	39:01	5/21	24	5/19	26	0/2	0	1/2	50	1	6	7	12	3	1		3	1	11
11	RODRIGUES VIEIRA Geisa	4.0																			
*12	SOARES MARTINS Lia Maria (C)	4.5	38:14	11/25	44	11/23	48	0/2	0	5/6	83	3	11	14	4	1			4	5	27
*13	LOPES de CARVALHO Cintia Mariana	1.0	39:01	0/2	0	0/2	0						1	1		1			1		0
14	KLOKLER Paola	4.0																			
15	BRITO de ALMEIDA Vileide	4.5	2:45	1/2	50	1/2	50									1				1	2
Team / Coach																					
Totals				22/58	38	22/54	41	0/4	0	6/8	75	5	23	28	17	9	6	1	13	8	50
Coach		da SILVA CORREA Wilson Flavio																			
Assistant Coach		YULE JACOBINA Yara Helena																			

	AUS	BRA
Points from Turnovers	7	15
Points in the Paint	36	32
Second Chance Points	7	6
Fast Break Points	2	10

	AUS	BRA
Biggest Lead	5	4
Biggest Scoring Run	7-0 (23-20)	6-0 (16-20)
Lead Changes	5	
Times Tied	15	

LEGEND

%	Shooting Percentage	(C)	Captain	*	Starters	AS	Assists	BS	Blocked Shots
DR	Defensive Rebounds	FD	Fouls Drawn	M/A	Made / Attempts	MIN	Minutes Played	OR	Offensive Rebounds
PF	Fouls	PTS	Points	Qx	Quarter Time	ST	Steals	TO	Turnovers
TOT	Total Rebounds								



Results

Game 10

MEX 46 vs 53 CHN
(21:11, 9:11, 11:13, 5:18)

Attendance: 2500

Referee: PURSGLOVE Ian (GBR)

Commissioner: VIVIERS Nico (RSA)

Umpire: PEIC Krunoslav (CRO) / MOLINA Karen (COL)

Scoring by 5 min intervals:	MEX	Q1	Q2	Q3	Q4	CHN
		8	21	25	30	35
		4	11	17	22	29
				35	41	44
				29	35	41
						46
						53

MEX - Mexico

No.	Name	Sport Class	MIN	Field Goals		2 Points		3 Points		Free Throws		Rebounds			AS	TO	ST	BS	PF	FD	PTS
				M / A	%	M / A	%	M / A	%	M / A	%	OR	DR	TOT							
4	HERNANDEZ MEDRANO Maria	4.5																			
5	LOPEZ CHAVEZ Isabel	4.5	3:17	0/1	0	0/1	0					1	1		1						0
*6	TORRES LOPEZ Rocio	3.5	24:28	1/2	50	1/2	50			0/2	0	1	9	10	3	2			2	2	2
*7	ESTRADA BERNAL Floralia	4.0	38:15	7/20	35	6/15	40	1/5	20	3/9	33	2	12	14	4	3	3	2	4	11	18
8	PEREZ PACHECO Anaisa	2.5	29:05	4/5	80	4/5	80			2/4	50	1		1	1	1			1	1	10
*9	VAZQUEZ DELGADILLO Lucia	4.0	22:26	4/8	50	4/8	50			2/2	100	1	6	7	1	5			2	2	10
10	MONTANO MEJIA Maria del Carmen	4.0																			
*11	MARQUEZ GONZALEZ Clara Ivonne	1.0	8:26																		0
12	MIRANDA ORANTES Claudia	3.0	18:31	2/11	18	2/11	18					1		1	2	1	1				4
13	SUAREZ RAMOS Yasmina	3.0																			
14	VERA GALLARDO Rosa	2.0	15:32									1	1	2		1				2	0
*15	GARCIA AMADOR Wendy (C)	1.0	40:00	1/4	25	1/4	25						4	4	2	2			3		2
Team / Coach													4	2	8						
Totals				19/51	37	18/46	39	1/5	20	7/17	41	8	34	42	12	24	5	2	14	16	46
Coach		LARRAGA Pablo																			
Assistant Coach		BRUNO MIRAMONTES Jose										BLANCAS Roberto Luis									

CHN - China

No.	Name	Sport Class	MIN	Field Goals		2 Points		3 Points		Free Throws		Rebounds			AS	TO	ST	BS	PF	FD	PTS	
				M / A	%	M / A	%	M / A	%	M / A	%	OR	DR	TOT								
*4	CHENG Haizhen	4.5	24:13	8/18	44	8/18	44			3/4	75	3	10	13	1	2	2			4	2	19
5	YANG San	4.0																				
6	WANG Xiaoyan	4.0	29:45	4/7	57	4/7	57			0/4	0	3	4	7		4	3			3	8	
7	FU Yongqing	4.0	23:06	2/11	18	2/11	18			1/1	100	1	1	2	2	1	1			5	1	5
8	LIU Man	1.0																				
9	LI Yuhui	1.5																				
10	ZHANG Yanli (C)	1.0	22:46	3/5	60	3/5	60					1	4	5	3	1	1			2	6	
11	CHEN Qiurong	1.5	17:41	3/3	100	3/3	100			1/4	25	2		2	2	1	1			2	7	
*12	DENG Mingzhu	2.0	11:19	0/3	0	0/3	0					1	1	2							0	
*13	LI Yanhua	1.5	19:38	1/7	14	1/7	14								1						2	
*14	LONG Yun	1.0	32:55	2/10	20	2/10	20			1/3	33	3	2	5	3	1			3	4	5	
*15	PENG Fengling	4.0	18:37	0/5	0	0/5	0			1/2	50	2	2	4	1	1	1	1	2	2	1	
Team / Coach												1	3	4							1	
Totals				23/69	33	23/69	33			7/18	39	17	27	44	13	11	9	1	17	14	53	
Coach		WANG Zhidan																				

	MEX	CHN
Points from Turnovers	9	7
Points in the Paint	24	34
Second Chance Points	9	15
Fast Break Points	4	13

	MEX	CHN
Biggest Lead	13	7
Biggest Scoring Run	11-0 (15-4)	8-0 (46-53)
Lead Changes	4	
Times Tied	4	

LEGEND

%	Shooting Percentage	(C)	Captain	*	Starters	AS	Assists	BS	Blocked Shots
DR	Defensive Rebounds	FD	Fouls Drawn	M / A	Made / Attempts	MIN	Minutes Played	OR	Offensive Rebounds
PF	Fouls	PTS	Points	Qx	Quarter Time	ST	Steals	TO	Turnovers
TOT	Total Rebounds								



Results

Game 13

GER 54 vs 48 USA
(13:17, 10:6, 10:13, 21:12)

Attendance: 5205

Referee: FARRUGIA Valerie (FRA)

Commissioner: FODEN Emma (GBR)

Umpire: WELLS Matt (AUS) / MATHIAS Gustavo (BRA)

Scoring by 5 min intervals:	GER USA	Q1		Q2		Q3		Q4	
		9	13	17	23	23	33	41	54
		10	17	21	23	24	36	38	48

GER - Germany

No.	Name	Sport Class	MIN	Field Goals		2 Points		3 Points		Free Throws		Rebounds			AS	TO	ST	BS	PF	FD	PTS	
				M/A	%	M/A	%	M/A	%	M/A	%	OR	DR	TOT								
*4	ADERMANN Mareike	4.5	11:19	1/1	100	1/1	100						2	2	1				4	1	2	
5	WELIN Johanna	2.0	12:16	1/2	50	1/2	50			0/2	0									1	2	
*6	DILLMANN Britt	1.0	27:44	1/1	100	1/1	100					2		2		1					2	
*7	MUELLER Edina	2.5	27:44	5/9	56	5/9	56						3	3	1	1	1		1	1	10	
*8	ZEYEN Annika	1.5	40:00	5/10	50	5/10	50			1/2	50	1	2	3	6	1	1		4	1	11	
9	KUEHN Maria	1.0																				
10	SCHUENEMANN Gesche	4.5	30:52	6/18	33	6/17	35	0/1	0	0/2	0	2	7	9	5	1	1		4	4	12	
11	LINDHOLM Maya	2.5											1	1		1				1	0	
12	BREUER Annabel	1.5	12:16	0/2	0	0/2	0													1	0	
13	BRIESSMANN Annegret	1.0																				
*14	MOHNNEN Marina (C)	4.5	37:49	6/14	43	6/14	43			3/3	100	2	8	10	7	4	1		2	3	15	
15	FRIEDRICH Heike	4.5																				
Team / Coach												1	2	3								
Totals				25/57	44	25/56	45	0/1	0	4/9	44	8	25	33	20	9	4		16	11	54	
Coach		GLINICKI Holger																				
Assistant Coach		HLAWAN Alexandra																				

USA - United States

No.	Name	Sport Class	MIN	Field Goals		2 Points		3 Points		Free Throws		Rebounds			AS	TO	ST	BS	PF	FD	PTS	
				M/A	%	M/A	%	M/A	%	M/A	%	OR	DR	TOT								
*4	MURRAY Rebecca	2.5	36:47	4/13	31	4/8	50	0/5	0	2/2	100	1	4	5	7		1		1	6	10	
*5	HUNTER Darlene	1.0	32:56	3/8	38	3/8	38			0/2	0	4		4					3	2	6	
6	CHEW Jennifer	1.5	7:04	1/1	100	1/1	100								1	2					2	
7	WOODSON-SMITH Andrea (C)	4.0	2:28									1	1		1						0	
*8	SCHNEIDER Natalie	4.5	32:56	6/12	50	6/12	50					3	5	8	2	2	2		2		12	
*9	MILLER Desi	3.5	40:00	5/13	38	5/11	45	0/2	0	2/4	50	1	6	7	1	1	1		1	4	12	
10	BINSFELD Sarah	2.5	3:13																	1	0	
11	CASTLE Sarah (C)	2.5	15:01	0/2	0	0/2	0					1	4	5	1	1				1	0	
*12	NICHOLS Alana	2.5	24:59	2/7	29	2/7	29			0/2	0	3		3	1	2			3	1	4	
13	POIST Jennifer	2.0																				
14	MILFORD Mary Allison	1.0																				
15	HOLLERMANN Rose	3.5	4:36	1/2	50	1/2	50						1	1						1	2	
Team / Coach													5	5		2						
Totals				22/58	38	22/51	43	0/7	0	4/10	40	13	26	39	13	11	4		11	15	48	
Coach		KILEY David																				
Assistant Coach		BUCHI Matt THOMPSON Miles																				

	GER	USA
Points from Turnovers	13	7
Points in the Paint	32	28
Second Chance Points	4	14
Fast Break Points	7	4

	GER	USA
Biggest Lead	6	6
Biggest Scoring Run	6-0 (23-23)	7-0 (9-13)
Lead Changes	8	
Times Tied	2	

LEGEND

%	Shooting Percentage	(C)	Captain	*	Starters	AS	Assists	BS	Blocked Shots
DR	Defensive Rebounds	FD	Fouls Drawn	M/A	Made / Attempts	MIN	Minutes Played	OR	Offensive Rebounds
PF	Fouls	PTS	Points	Qx	Quarter Time	ST	Steals	TO	Turnovers
TOT	Total Rebounds								



Results

Game 14

GBR 24 vs 51 AUS
(5:11, 6:14, 3:14, 10:12)

Attendance: 5100

Referee: BILMEZ Nureddin (TUR)

Commissioner: CHOINIÈRE Jean (CAN)

Umpire: MARQUES Rui (BRA) / KANNO Eisuke (JPN)

Scoring by 5 min intervals:	GBR	Q1	Q2	Q3	Q4	AUS
		4	5	9	11	11
		5	11	19	25	33
				11	14	20
				33	39	45
						24
						51

GBR - Great Britain

No.	Name	Sport Class	MIN	Field Goals		2 Points		3 Points		Free Throws		Rebounds			AS	TO	ST	BS	PF	FD	PTS
				M/A	%	M/A	%	M/A	%	M/A	%	OR	DR	TOT							
4	MACLEAN Caroline	2.0	24:04	1/5	20	1/5	20								2	1			1		2
*5	GRADY Sarah	2.5	4:11	0/1	0	0/1	0					3	3		1				2		0
*6	STRANGE Clare (C)	1.5	33:03	2/7	29	2/6	33	0/1	0	0/2	0	2	5	7	1	2	3		1	1	4
*7	FREEMAN Helen	4.0	26:28	2/12	17	2/10	20	0/2	0	3/6	50		3	3	2	6	2		1	7	7
8	WILLIAMS Laurie	2.5	28:38	1/2	50	1/2	50					2	2	2						1	2
9	HAMER Judith	4.0	17:37	3/9	33	3/9	33			2/5	40		5	5		1				3	8
*10	CONROY Amy	4.0	21:47	0/2	0	0/2	0					3	3		2	1				1	0
11	THOMPSON Maddie	4.5	7:11	0/1	0	0/1	0								1						0
12	TURNER Helen	3.5	6:57	0/3	0	0/3	0														0
*13	SUGDEN Louise (C)	2.0	30:04	0/1	0	0/1	0			1/2	50	1	4	5		4	1		4	3	1
14	DAVIES Natasha	1.0																			
15	McPHEE Sarah	4.5																			
Team / Coach												1		1		7					
Totals				9/43	21	9/40	23	0/3	0	6/15	40	4	25	29	8	24	7		9	17	24
Coach		PEEL Garry																			
Assistant Coach		BROWNING Jen (USA)										FISHER James									

AUS - Australia

No.	Name	Sport Class	MIN	Field Goals		2 Points		3 Points		Free Throws		Rebounds			AS	TO	ST	BS	PF	FD	PTS
				M/A	%	M/A	%	M/A	%	M/A	%	OR	DR	TOT							
4	VINCI Sarah	1.0	25:30	2/4	50	2/4	50					2	2	2	1	2			3		4
*5	CRISPIN Cobi	4.0	20:49	4/10	40	4/10	40					2	5	7	1	1			3	2	8
*6	KEAN Bridie (C)	4.0	20:42	2/4	50	2/4	50			0/2	0	1	5	6		1				2	4
7	CARTER Amanda	1.0	13:28	1/2	50	1/2	50									1			1		2
8	McKENZIE Tina	3.0	7:02									1	1	2							0
9	del TOSO Leanne	4.0	10:00	1/4	25	1/4	25					2	4	6	1	2			1	1	2
*10	NOTT Clare	1.0	23:25	3/6	50	3/6	50					2	2	2	1	2					6
*11	GAUCI Kylie	2.0	17:37	3/7	43	3/7	43					2	2	4	4	1			2	1	6
12	CHAPLIN Shelley	3.5	17:14	2/8	25	2/8	25					1	1	2	2	1				1	4
*13	STEWART Sarah	3.0	9:45	1/5	20	1/5	20			1/4	25	3	1	4	3				2	2	3
14	HILL Katie	3.0	9:02	1/1	100	1/1	100					1	1	1	1				2		2
15	MERRITT Amber	4.5	25:26	5/11	45	5/11	45					2	4	6	2	1	3		3		10
Team / Coach												1	7	8		2					
Totals				25/62	40	25/62	40			1/6	17	15	32	47	14	17	8		17	9	51
Coach		TRISCARI John																			
Assistant Coach		OSBORNE Ben										GOULD David									

	GBR	AUS
Points from Turnovers	5	14
Points in the Paint	10	36
Second Chance Points	4	11
Fast Break Points	2	6

	GBR	AUS
Biggest Lead	0	27
Biggest Scoring Run	4-0 (18-39)	16-0 (11-35)
Lead Changes	0	
Times Tied	0	

LEGEND

%	Shooting Percentage	(C)	Captain	*	Starters	AS	Assists	BS	Blocked Shots
DR	Defensive Rebounds	FD	Fouls Drawn	M/A	Made / Attempts	MIN	Minutes Played	OR	Offensive Rebounds
PF	Fouls	PTS	Points	Qx	Quarter Time	ST	Steals	TO	Turnovers
TOT	Total Rebounds								



Results

Game 18

CAN 59 vs 70 NED
(10:25, 17:9, 16:19, 16:17)

Attendance: 4913

Referee: FRONCZAK Adam (POL)

Commissioner: REHLING Detlef (GER)

Umpire: HSIEH Fei (TPE) / URUNUELA Juan (ESP)

Scoring by 5 min intervals:	CAN NED	Q1		Q2		Q3		Q4	
		4	10	24	27	34	43	47	59
		13	25	32	34	41	53	60	70

CAN - Canada

No.	Name	Sport Class	MIN	Field Goals		2 Points		3 Points		Free Throws		Rebounds			AS	TO	ST	BS	PF	FD	PTS
				M/A	%	M/A	%	M/A	%	M/A	%	OR	DR	TOT							
4	ALLARD Elaine	1.5	9:58	0/1	0	0/1	0								1						0
*5	McLACHLAN Janet (C)	4.5	29:02	12/25	48	12/24	50	0/1	0	2/3	67	5	10	15	2		1		4	5	26
6	OHAMA Kendra	2.5	9:58	2/4	50	2/4	50														4
*7	OUELLET Cindy	3.5	32:42	2/10	20	2/10	20			0/2	0				3	3	1		2	2	4
8	STEEVES Tamara	1.5																			
9	JACQUES Maude	2.5																			
*10	HARNOCK Katie	2.0	32:42	6/19	32	5/14	36	1/5	20			10	10	5	1	2		3	1	13	
11	WILLIAMS Elisha	4.5																			
*12	FERGUSON Tracey	3.0	30:02	1/4	25	1/4	25					2	1	3	5	3	1		2		2
13	JEWELLS Jamey	1.0	7:18												1	1					0
*14	VLIAGENTHART Jessica (C)	1.0	30:02	1/3	33	1/3	33					2	2					4	1	2	
15	FESER Tara	4.5	18:16	4/7	57	4/7	57						3	3	1				2		8
Team / Coach																					
Totals				28/73	38	27/67	40	1/6	17	2/5	40	7	30	37	18	8	5		17	9	59
Coach		JOHNSON Bill																			
Assistant Coach		ABBOTT-PETER Marni BROUGHTON Michael																			

NED - Netherlands

No.	Name	Sport Class	MIN	Field Goals		2 Points		3 Points		Free Throws		Rebounds			AS	TO	ST	BS	PF	FD	PTS
				M/A	%	M/A	%	M/A	%	M/A	%	OR	DR	TOT							
*4	HUITZING Inge	4.5	36:28	4/11	36	4/11	36			6/6	100		12	12	11	1	1		1	6	14
5	HOUWEN Lucie	3.0																			
*6	VISSER Jitske	1.0	34:38	2/7	29	2/7	29					1		1	3	2		1	1	1	4
*7	OOSTERBAAN Roos	1.5	28:50	2/6	33	2/6	33			1/2	50	1	9	10	3				4	1	5
8	TIMMERMAN Sanne	4.5	0:46																		0
9	GARNIER Petra	4.5	4:57	1/3	33	1/3	33					1		1							2
10	WEVERS Miranda	2.5																			
*11	KORVER Cher (C)	2.5	32:57	2/8	25	2/8	25			1/4	25	4	3	7	8	3	1			2	5
12	PRONK Saskia	1.0																			
13	van BERGEN Barbara	2.0	18:57	2/5	40	2/5	40					2	1	3	1	4					4
14	de ROOIJ-VERSLOOT Carolina	3.0	10:00	1/6	17	1/6	17					2		2		2					2
*15	BEIJER Mariska	4.0	32:27	13/19	68	13/19	68			8/10	80	1	13	14			3	1	3	7	34
Team / Coach																					
Totals				27/65	42	27/65	42			16/22	73	13	40	53	26	12	5	2	9	17	70
Coach		van der LINDEN Gertjan																			
Assistant Coach		SLOOF Irene																			

	CAN	NED
Points from Turnovers	6	11
Points in the Paint	38	40
Second Chance Points	6	13
Fast Break Points	8	6

	CAN	NED
Biggest Lead	4	15
Biggest Scoring Run	6-0 (30-34)	18-0 (4-18)
Lead Changes		1
Times Tied		1

LEGEND

%	Shooting Percentage	(C)	Captain	*	Starters	AS	Assists	BS	Blocked Shots
DR	Defensive Rebounds	FD	Fouls Drawn	M/A	Made / Attempts	MIN	Minutes Played	OR	Offensive Rebounds
PF	Fouls	PTS	Points	Qx	Quarter Time	ST	Steals	TO	Turnovers
TOT	Total Rebounds								



Basketball Arena

FRI 31 AUG 2012
20:45

Wheelchair Basketball

Women

Preliminaries - Group B



Results

Game 19

CHN 72 vs 34 FRA
(21:6, 20:8, 13:12, 18:8)

Attendance: 2773

Referee: HARGREAVES Darrell (USA)

Commissioner: CHOINIÈRE Jean (CAN)

Umpire: MATHIAS Gustavo (BRA) / WARMERDAM Saskia (NED)

Scoring by 5 min intervals:	CHN	Q1		Q2		Q3		Q4	
		FRA	10	21	30	41	48	54	66
		4	6	8	14	22	26	28	34

CHN - China

No.	Name	Sport Class	MIN	Field Goals		2 Points		3 Points		Free Throws		Rebounds			AS	TO	ST	BS	PF	FD	PTS		
				M / A	%	M / A	%	M / A	%	M / A	%	OR	DR	TOT									
*4	CHENG Haizhen	4.5	30:32	10/18	56	10/18	56			0/1	0	1	9	10	4	5		2	2	3	20		
5	YANG San	4.0	6:27	1/1	100	1/1	100						1	1	1	1				2	1	2	
6	WANG Xiaoyan	4.0	9:27	2/3	67	2/3	67								1	1					4		
7	FU Yongqing	4.0	22:28	5/8	63	5/8	63			1/3	33	2	5	7	3	2	1	1	4	5	11		
8	LIU Man	1.0	5:33										1	1		1					0		
9	LI Yuhui	1.5	2:59																		0		
10	ZHANG Yanli (C)	1.0	13:23	0/1	0	0/1	0			1/2	50		3	3	2	1	1			1	1		
11	CHEN Qiucong	1.5	20:49	3/4	75	3/4	75			2/2	100				1	2	3		2	3	8		
*12	DENG Mingzhu	2.0	12:49	0/2	0	0/2	0			0/2	0		1	1	1	1	1			1	0		
*13	LI Yanhua	1.5	24:20	5/6	83	5/6	83			0/2	0		1	1	2	1	1			1	10		
*14	LONG Yun	1.0	30:24	2/4	50	2/4	50			3/5	60	2	5	7	6	4	1		3	8	7		
*15	PENG Fengling	4.0	20:49	4/6	67	4/6	67			1/2	50	2	2	4	3	2			2	2	9		
Team / Coach																							
Totals				32/53	60	32/53	60					8/19	42	9	34	43	24	22	8	3	15	25	72
Coach		WANG Zhidan																					

FRA - France

No.	Name	Sport Class	MIN	Field Goals		2 Points		3 Points		Free Throws		Rebounds			AS	TO	ST	BS	PF	FD	PTS	
				M / A	%	M / A	%	M / A	%	M / A	%	OR	DR	TOT								
*4	ALQUIER Chrystel	1.0	7:56	0/1	0	0/1	0									1					0	
5	DOUMESCHE-GUEDOUN Florence	1.0																				
6	MERIAU Dorothee	2.0	18:00	0/6	0	0/6	0						1	1		2	1			3	1	0
*7	GLEMP-ETAVARD Agnes	1.0	37:03	3/6	50	3/5	60	0/1	0	0/2	0	1	1	2	4	3			3	1	6	
8	ITA Valerie	2.5	6:28	0/2	0	0/2	0												1		0	
*9	SAINT-OMER DELEPINE Fabienne	4.5	20:54	5/10	50	4/9	44	1/1	100	2/2	100	2	4	6		4	1		5	2	13	
10	LAURENT Kathy	4.5	14:13	1/8	13	1/7	14	0/1	0				3	3	1	1			2	1	2	
*11	MENARD Emilie	2.5	15:32							2/4	50		1	1	2	2				4	2	
12	BELZ Blandine	4.5	30:11	2/11	18	2/11	18			1/4	25		4	4	2	3			2	3	5	
13	DORGET Sylvie	2.0	17:03	1/4	25	1/4	25			0/2	0	2		2	2	1			2	1	2	
14	MATHIAS Maite	1.5	17:58	1/4	25	1/4	25						1	1		1	1		2	1	2	
*15	QUEMENER-PICHON Angelique (C)	4.5	14:42	1/3	33	1/3	33						2	2		2			5	1	2	
Team / Coach																						
Totals				14/55	25	13/52	25	1/3	33	5/14	36	10	17	27	11	26	3			25	15	34
Coach		MONTET Pascal																				
Assistant Coach		FILICE Anne																				

	CHN	FRA
Points from Turnovers	24	13
Points in the Paint	62	20
Second Chance Points	12	4
Fast Break Points	9	6

	CHN	FRA
Biggest Lead	38	0
Biggest Scoring Run	12-0 (18-4)	3-0 (38-11)
Lead Changes	0	
Times Tied	1	

LEGEND

%	Shooting Percentage	(C)	Captain	*	Starters	AS	Assists	BS	Blocked Shots
DR	Defensive Rebounds	FD	Fouls Drawn	M / A	Made / Attempts	MIN	Minutes Played	OR	Offensive Rebounds
PF	Fouls	PTS	Points	Qx	Quarter Time	ST	Steals	TO	Turnovers
TOT	Total Rebounds								



Results

Game 22

USA 67 vs 33 MEX
(22:9, 10:9, 14:6, 21:9)

Attendance: 4238

Referee: KANNO Eisuke (JPN)

Commissioner: McALEESE Allan (GBR)

Umpire: GREGORY Christopher (GBR) / GIORDANO Sergio (CAN)

Scoring by 5 min intervals:	USA	Q1		Q2		Q3		Q4	
		MEX							
		9	22	28	32	44	46	58	67
		4	9	11	18	22	24	29	33

USA - United States

No.	Name	Sport Class	MIN	Field Goals		2 Points		3 Points		Free Throws		Rebounds			AS	TO	ST	BS	PF	FD	PTS	
				M / A	%	M / A	%	M / A	%	M / A	%	OR	DR	TOT								
*4	MURRAY Rebecca	2.5	36:54	9/21	43	9/17	53	0/4	0	4/4	100		7	7	6		1			2	22	
5	HUNTER Darlene	1.0	7:33							0/2	0		3	3			1			1	0	
*6	CHEW Jennifer	1.5	14:54							1/2	50					2				1	1	
7	WOODSON-SMITH Andrea (C)	4.0	12:53	2/5	40	2/5	40			1/2	50	2	2	4	1	2			1	1	5	
8	SCHNEIDER Natalie	4.5	6:24	2/5	40	2/5	40						3	3					1		4	
*9	MILLER Desi	3.5	29:01	8/12	67	8/12	67			2/2	100	2	2	4					1	3	18	
10	BINSFELD Sarah	2.5	14:41	0/1	0	0/1	0			0/2	0	1		1						1	0	
*11	CASTLE Sarah (C)	2.5	21:50	2/5	40	2/5	40					3	3	6	5						4	
12	NICHOLS Alana	2.5	17:33	3/7	43	3/7	43			0/1	0	1	3	4		1			1	2	6	
13	POIST Jennifer	2.0	8:46										2	2							0	
14	MILFORD Mary Allison	1.0	9:24	0/1	0	0/1	0						2	2							0	
*15	HOLLERMANN Rose	3.5	20:07	3/10	30	2/9	22	1/1	100			2	2	4	4				1		7	
Team / Coach												1		1		3						
Totals				29/67	43	28/62	45	1/5	20	8/15	53	12	29	41	18	6	3			5	11	67
Coach		KILEY David																				
Assistant Coach		BUCHI Matt													THOMPSON Miles							

MEX - Mexico

No.	Name	Sport Class	MIN	Field Goals		2 Points		3 Points		Free Throws		Rebounds			AS	TO	ST	BS	PF	FD	PTS	
				M / A	%	M / A	%	M / A	%	M / A	%	OR	DR	TOT								
4	HERNANDEZ MEDRANO Maria	4.5	2:00												1						0	
5	LOPEZ CHAVEZ Isabel	4.5	8:45	0/2	0	0/2	0									1			1		0	
6	TORRES LOPEZ Rocio	3.5	22:39	2/4	50	2/4	50						2	2	2		1				4	
*7	ESTRADA BERNAL Floralia	4.0	29:15	4/13	31	4/12	33	0/1	0	2/4	50	1	9	10	4	1			1	3	10	
8	PEREZ PACHECO Anaisa	2.5	23:24	1/5	20	1/5	20						2	2	1	1			1		2	
*9	VAZQUEZ DELGADILLO Lucia	4.0	17:21	4/9	44	4/9	44					1	3	4	3	2			2		8	
*10	MONTANO MEJIA Maria del Carmen	4.0	14:36	2/3	67	2/3	67						3	3		1			2		4	
*11	MARQUEZ GONZALEZ Clara Ivonne	1.0	16:36										2	2					1		0	
12	MIRANDA ORANTES Claudia	3.0	15:48	1/7	14	1/7	14						1	1		1			1		2	
13	SUAREZ RAMOS Yasmina	3.0	3:51	0/2	0	0/2	0			1/2	50									1	1	
14	VERA GALLARDO Rosa	2.0	7:45									1		1		2				1	0	
*15	GARCIA AMADOR Wendy (C)	1.0	38:00	1/6	17	1/6	17					1	3	4		1		1	2		2	
Team / Coach												1	3	4		10						
Totals				15/51	29	15/50	30	0/1	0	3/6	50	5	28	33	11	20	1	1	11	5		33
Coach		LARRAGA Pablo																				
Assistant Coach		BRUNO MIRAMONTES Jose													BLANCAS Roberto Luis							

	USA	MEX
Points from Turnovers	19	2
Points in the Paint	28	28
Second Chance Points	12	2
Fast Break Points	2	6

	USA	MEX
Biggest Lead	34	0
Biggest Scoring Run	8-0 (44-22)	5-0 (28-16)
Lead Changes	0	
Times Tied	0	

LEGEND

%	Shooting Percentage	(C)	Captain	*	Starters	AS	Assists	BS	Blocked Shots
DR	Defensive Rebounds	FD	Fouls Drawn	M / A	Made / Attempts	MIN	Minutes Played	OR	Offensive Rebounds
PF	Fouls	PTS	Points	Qx	Quarter Time	ST	Steals	TO	Turnovers
TOT	Total Rebounds								



Results

Game 23

BRA 37 vs 42 GBR
(5:9, 16:10, 10:8, 6:15)

Attendance: 7979

Referee: WARMERDAM Saskia (NED)

Commissioner: MAGALLANES Juan (MEX)

Umpire: QUINTANA Mati (ARG) / ROJA Cristian (ITA)

Scoring by 5 min intervals:	BRA	Q1		Q2		Q3		Q4	
		3	5	13	21	23	31	35	37
	GBR	5	9	13	19	23	27	33	42

BRA - Brazil

No.	Name	Sport Class	MIN	Field Goals		2 Points		3 Points		Free Throws		Rebounds			AS	TO	ST	BS	PF	FD	PTS
				M/A	%	M/A	%	M/A	%	M/A	%	OR	DR	TOT							
*4	de NAZARE SANTOS Cleonete	2.0	40:00	1/4	25	1/4	25						11	11		2		1	2	2	2
5	SANTA ROSA FARIAS Andreia Cristina	1.0																			
6	de JESUS MAFRA Naildes	2.0																			
*7	da COSTA E COSTA Lucicleia	2.5	23:59	0/2	0	0/2	0								1				1		0
8	RAMOS da SILVA Rosalia	1.5																			
9	dos SANTOS ASSUNCAO Perla	2.0	16:01	0/1	0	0/1	0												3	1	0
*10	GUIMARAES da COSTA Debora Cristina	4.0	37:46	8/19	42	8/19	42					1	5	6	3	1			2	1	16
11	RODRIGUES VIEIRA Geisa	4.0																			
*12	SOARES MARTINS Lia Maria (C)	4.5	20:25	3/11	27	3/8	38	0/3	0	3/4	75		5	5		4			5	3	9
*13	LOPES de CARVALHO Cintia Mariana	1.0	40:00	1/4	25	1/4	25					1	2	3	1				2	1	2
14	KLOKLER Paola	4.0																			
15	BRITO de ALMEIDA Vileide	4.5	21:49	4/13	31	4/13	31					1	3	4	1		1		1	3	8
Team / Coach													5	5						1	
Totals				17/54	31	17/51	33	0/3	0	3/4	75	3	31	34	5	8	1	1	17	11	37
Coach		da SILVA CORREA Wilson Flavio																			
Assistant Coach		YULE JACOBINA Yara Helena																			

GBR - Great Britain

No.	Name	Sport Class	MIN	Field Goals		2 Points		3 Points		Free Throws		Rebounds			AS	TO	ST	BS	PF	FD	PTS
				M/A	%	M/A	%	M/A	%	M/A	%	OR	DR	TOT							
4	MACLEAN Caroline	2.0	14:31	1/1	100	1/1	100			0/2	0	1		1	1	1				1	2
*5	GRADY Sarah	2.5	4:44									1		1						1	0
*6	STRANGE Clare (C)	1.5	40:00	2/4	50	2/4	50			0/4	0	1	6	7		2	1		2	3	4
*7	FREEMAN Helen	4.0	32:23	3/19	16	3/18	17	0/1	0	3/4	75	3	5	8	11	6			2	6	9
*8	WILLIAMS Laurie	2.5	33:09	1/2	50	1/2	50						3	3	1	1			3		2
9	HAMER Judith	4.0	3:06	0/1	0	0/1	0						1	1							0
10	CONROY Amy	4.0	32:56	9/18	50	9/18	50			0/1	0	1	7	8					1	1	18
11	THOMPSON Maddie	4.5	3:39	1/3	33	1/3	33			0/2	0		1	1						1	2
*12	TURNER Helen	3.5	4:44	1/3	33	1/3	33			1/2	50		3	3						1	3
13	SUGDEN Louise (C)	2.0	27:36	1/2	50	1/2	50					2	4	6		1			3	2	2
14	DAVIES Natasha	1.0																			
15	MCPHEE Sarah	4.5	3:12	0/1	0	0/1	0						1	1							0
Team / Coach													4	4							
Totals				19/54	35	19/53	36	0/1	0	4/15	27	9	35	44	13	11	1		11	16	42
Coach		PEEL Garry																			
Assistant Coach		BROWNING Jen (USA) FISHER James																			

	BRA	GBR
Points from Turnovers	8	5
Points in the Paint	14	30
Second Chance Points	4	6
Fast Break Points	6	

	BRA	GBR
Biggest Lead	6	5
Biggest Scoring Run	8-0 (33-27)	8-0 (35-39)
Lead Changes	7	
Times Tied	9	

LEGEND

%	Shooting Percentage	(C)	Captain	*	Starters	AS	Assists	BS	Blocked Shots
DR	Defensive Rebounds	FD	Fouls Drawn	M/A	Made / Attempts	MIN	Minutes Played	OR	Offensive Rebounds
PF	Fouls	PTS	Points	Qx	Quarter Time	ST	Steals	TO	Turnovers
TOT	Total Rebounds								



Results

Game 26

FRA 32 vs 76 GER
(14:20, 8:15, 5:19, 5:22)

Attendance: 5288

Referee: GOMM Stacy (RSA)

Commissioner: VIVIERS Nico (RSA)

Umpire: PURSGLOVE Ian (GBR) / FRONCZAK Adam (POL)

Scoring by 5 min intervals:	FRA	Q1		Q2		Q3		Q4	
		GER	7	14	18	22	24	27	32
		10	20	29	35	44	54	66	76

FRA - France

No.	Name	Sport Class	MIN	Field Goals		2 Points		3 Points		Free Throws		Rebounds			AS	TO	ST	BS	PF	FD	PTS
				M/A	%	M/A	%	M/A	%	M/A	%	OR	DR	TOT							
4	ALQUIER Chrystel	1.0	13:01	1/3	33	1/3	33								1	1					2
5	DOUMESCHE-GUEDOUN Florence	1.0	3:37																		0
6	MERIAU Dorothee	2.0	6:27	0/2	0	0/2	0									1					0
*7	GLEMP-ETAVARD Agnes	1.0	26:49	0/5	0	0/5	0			1/2	50	1	1	2		2			1	1	1
8	ITA Valerie	2.5	8:54	0/3	0	0/3	0								1		1		1		0
*9	SAINT-OMER DELEPINE Fabienne	4.5	27:22	1/9	11	1/8	13	0/1	0			1	11	12		5		1	2	1	2
10	LAURENT Kathy	4.5	6:35	1/2	50	1/2	50					1		1	1				1		2
*11	MENARD Emilie	2.5	18:45	2/3	67	2/3	67			1/4	25				3	3				3	5
12	BELZ Blandine	4.5	16:20	2/5	40	2/5	40			2/2	100					1	1			1	6
13	DORGET Sylvie	2.0	12:21	0/1	0	0/1	0								1					1	0
*14	MATHIAS Maite	1.5	30:06	1/5	20	1/5	20					1	1	2	1	3			2	2	2
*15	QUEMENER-PICHON Angelique (C)	4.5	29:43	3/14	21	3/14	21			6/7	86	1	4	5	1	2			1	5	12
Team / Coach																					
Totals				11/52	21	11/51	22	0/1	0	10/15	67	9	18	27	9	22	2	1	8	14	32
Coach		MONTET Pascal																			
Assistant Coach		FILICE Anne																			

GER - Germany

No.	Name	Sport Class	MIN	Field Goals		2 Points		3 Points		Free Throws		Rebounds			AS	TO	ST	BS	PF	FD	PTS
				M/A	%	M/A	%	M/A	%	M/A	%	OR	DR	TOT							
*4	ADERMANN Mareike	4.5	20:49	4/5	80	4/5	80					2	2	5	1				2		8
5	WELIN Johanna	2.0	16:47	3/4	75	3/4	75					1	1	3	2	1					6
6	DILLMANN Britt	1.0																			
*7	MUELLER Edina	2.5	5:22	0/2	0	0/2	0									1			1		0
*8	ZEYEN Annika	1.5	22:59	6/7	86	6/7	86					5	5	8	1	1					12
9	KUEHN Maria	1.0	16:35	0/2	0	0/2	0					1	1								0
10	SCHUENEMANN Gesche	4.5	10:00	6/11	55	4/7	57	2/4	50	1/1	100	3	3	2	1	1		1	2	15	
11	LINDHOLM Maya	2.5	17:51	1/3	33	1/3	33					2	2	3	2					2	2
12	BREUER Annabel	1.5	27:13	1/3	33	1/3	33					2	2	1	1		1	3	2	2	2
*13	BRIESSMANN Annegret	1.0	13:13																2		0
*14	MOHNEN Marina (C)	4.5	26:22	11/13	85	11/13	85			1/2	50	1	1	6	2	4	1	1	3	23	23
15	FRIEDRICH Heike	4.5	22:49	4/6	67	4/6	67			0/2	0	6	6	4	4	1	1	4	1	8	8
Team / Coach																					
Totals				36/56	64	34/52	65	2/4	50	2/5	40	2	33	35	32	16	8	3	14	8	76
Coach		GLINICKI Holger																			
Assistant Coach		HLAWAN Alexandra																			

	FRA	GER
Points from Turnovers	13	24
Points in the Paint	14	52
Second Chance Points	2	2
Fast Break Points		19

	FRA	GER
Biggest Lead	3	44
Biggest Scoring Run	5-0 (7-4)	12-0 (32-76)
Lead Changes		2
Times Tied		2

LEGEND

%	Shooting Percentage	(C)	Captain	*	Starters	AS	Assists	BS	Blocked Shots
DR	Defensive Rebounds	FD	Fouls Drawn	M/A	Made / Attempts	MIN	Minutes Played	OR	Offensive Rebounds
PF	Fouls	PTS	Points	Qx	Quarter Time	ST	Steals	TO	Turnovers
TOT	Total Rebounds								



Results

Game 27

AUS 50 vs 57 CAN
(12:20, 20:13, 8:10, 10:14)

Attendance: 7200

Referee: MOLINA Karen (COL)

Commissioner: McALEESE Allan (GBR)

Umpire: SALGUERO Cris (ARG) / REHLING Carsten (GER)

Scoring by 5 min intervals:		Q1		Q2		Q3		Q4	
AUS		6	12	22	32	36	40	44	50
CAN		10	20	26	33	37	43	49	57

AUS - Australia

No.	Name	Sport Class	MIN	Field Goals		2 Points		3 Points		Free Throws		Rebounds			AS	TO	ST	BS	PF	FD	PTS
				M/A	%	M/A	%	M/A	%	M/A	%	OR	DR	TOT							
4	VINCI Sarah	1.0	19:53										1	1			1				0
*5	CRISPIN Cobi	4.0	29:43	5/13	38	5/13	38			2/3	67	4	11	15	3	3			5	3	12
*6	KEAN Bridie (C)	4.0	13:37	0/8	0	0/8	0					1	3	4		1	1		3	1	0
7	CARTER Amanda	1.0																			
8	McKENZIE Tina	3.0																			
9	del TOSO Leanne	4.0																			
*10	NOTT Clare	1.0	40:00	2/5	40	2/5	40					1	3	4	3	1		1	2		4
*11	GAUCI Kylie	2.0	20:07	3/9	33	3/9	33					1	1	2	1					1	6
12	CHAPLIN Shelley	3.5	31:08	4/14	29	4/14	29					1	4	5	7	1			2		8
13	STEWART Sarah	3.0	7:09	1/3	33	1/3	33								1						2
*14	HILL Katie	3.0	12:58	1/3	33	1/3	33						2	2		1					2
15	MERRITT Amber	4.5	25:25	7/14	50	7/13	54	0/1	0	2/5	40	3	3	6	2	1			4	5	16
Team / Coach																					
Totals				23/69	33	23/68	34	0/1	0	4/8	50	12	28	40	17	8	2	1	16	10	50
Coach		TRISCARI John																			
Assistant Coach		OSBORNE Ben GOULD David																			

CAN - Canada

No.	Name	Sport Class	MIN	Field Goals		2 Points		3 Points		Free Throws		Rebounds			AS	TO	ST	BS	PF	FD	PTS
				M/A	%	M/A	%	M/A	%	M/A	%	OR	DR	TOT							
4	ALLARD Elaine	1.5	3:42																		0
*5	McLACHLAN Janet (C)	4.5	40:00	10/17	59	10/16	63	0/1	0	8/10	80	3	18	21	1	4	1	2	2	10	28
6	OHAMA Kendra	2.5	3:42	0/2	0	0/2	0						1	1							0
*7	OUELLET Cindy	3.5	37:09	5/18	28	5/17	29	0/1	0			2	5	7	9	3	1		2	1	10
8	STEEVES Tamara	1.5																			
9	JACQUES Maude	2.5																			
*10	HARNOCK Katie	2.0	37:09	7/12	58	7/10	70	0/2	0			1	5	6	3	1			1	2	14
11	WILLIAMS Elisha	4.5																			
*12	FERGUSON Tracey	3.0	36:18	2/9	22	2/9	22			0/2	0		2	2	2	2			2	1	4
13	JEWELLS Jamey	1.0	5:53												1						0
*14	VLIAGENTHART Jessica (C)	1.0	33:16	0/2	0	0/2	0						3	3					3	1	0
15	FESER Tara	4.5	2:51							1/2	50		1	1						1	1
Team / Coach																					
Totals				24/60	40	24/56	43	0/4	0	9/14	64	8	37	45	16	10	2	2	10	16	57
Coach		JOHNSON Bill																			
Assistant Coach		ABBOTT-PETER Marni BROUGHTON Michael																			

	AUS	CAN
Points from Turnovers	2	8
Points in the Paint	30	40
Second Chance Points	8	9
Fast Break Points	2	8

	AUS	CAN
Biggest Lead	2	8
Biggest Scoring Run	6-0 (32-32)	8-0 (6-14)
Lead Changes	3	
Times Tied	5	

LEGEND

%	Shooting Percentage	(C)	Captain	*	Starters	AS	Assists	BS	Blocked Shots
DR	Defensive Rebounds	FD	Fouls Drawn	M/A	Made / Attempts	MIN	Minutes Played	OR	Offensive Rebounds
PF	Fouls	PTS	Points	Qx	Quarter Time	ST	Steals	TO	Turnovers
TOT	Total Rebounds								



Results

Game 31

GER 56 vs 50 CHN
(13:17, 17:7, 20:11, 6:15)

Attendance: 4232

Referee: RADYKAS Linas (LTU)

Commissioner: CHOINIÈRE Jean (CAN)

Umpire: GOMM Stacy (RSA) / RETIZ Mauro (MEX)

Scoring by 5 min intervals:	GER CHN	Q1		Q2		Q3		Q4	
		7	13	20	30	39	50	50	56
		8	17	17	24	31	35	41	50

GER - Germany

No.	Name	Sport Class	MIN	Field Goals		2 Points		3 Points		Free Throws		Rebounds			AS	TO	ST	BS	PF	FD	PTS	
				M/A	%	M/A	%	M/A	%	M/A	%	OR	DR	TOT								
4	ADERMANN Mareike	4.5	11:08	1/4	25	1/4	25					1	3	4					3	2		
5	WELIN Johanna	2.0	21:08	0/5	0	0/5	0					2		2			1		2	0		
*6	DILLMANN Britt	1.0	12:57	0/1	0	0/1	0					1		1					2	0		
*7	MUELLER Edina	2.5	18:52	3/4	75	3/4	75					1	2	3	2	2			2	6		
*8	ZEYEN Annika	1.5	40:00	6/16	38	6/16	38					1	2	3	4	2			3	12		
9	KUEHN Maria	1.0																				
*10	SCHUENEMANN Gesche	4.5	33:25	8/15	53	5/11	45	3/4	75	4/5	80	1	11	12	6	4	2		1	9		
11	LINDHOLM Maya	2.5																				
12	BREUER Annabel	1.5	21:08	1/2	50	1/2	50						1	1					2	1		
13	BRIESSMANN Annegret	1.0	5:55													1			2	0		
*14	MOHNNEN Marina (C)	4.5	35:27	5/12	42	5/12	42			1/2	50		7	7	5	2	3		5	2		
15	FRIEDRICH Heike	4.5																				
Team / Coach												2	2	4		3						
Totals				24/59	41	21/55	38	3/4	75	5/7	71	9	28	37	17	15	6			22	12	56
Coach		GLINICKI Holger																				
Assistant Coach		HLAWAN Alexandra																				

CHN - China

No.	Name	Sport Class	MIN	Field Goals		2 Points		3 Points		Free Throws		Rebounds			AS	TO	ST	BS	PF	FD	PTS	
				M/A	%	M/A	%	M/A	%	M/A	%	OR	DR	TOT								
4	CHENG Haizhen	4.5	17:45	1/6	17	1/6	17			7/14	50	2	5	7	2				1	7	9	
5	YANG San	4.0																				
*6	WANG Xiaoyan	4.0	22:15	2/5	40	2/5	40			2/2	100		1	1	2	1	1			3	6	
*7	FU Yongqing	4.0	25:55	3/7	43	3/7	43					1	5	6		1	1		4	1	6	
8	LIU Man	1.0																				
9	LI Yuhui	1.5																				
*10	ZHANG Yanli (C)	1.0	22:15	2/4	50	2/4	50						6	6	2	3			2		4	
11	CHEN Qiurong	1.5	17:45	0/3	0	0/3	0								1	1			1		0	
12	DENG Mingzhu	2.0	2:08																		0	
13	LI Yanhua	1.5	15:37	1/2	50	1/2	50						1	1	1	2	1			1	2	
*14	LONG Yun	1.0	40:00	7/15	47	7/15	47			2/4	50	1	2	3	4	5	1		3	5	16	
*15	PENG Fengling	4.0	36:20	3/5	60	3/5	60			1/3	33		6	6	4	2	2	1	1	5	7	
Team / Coach												2		2								
Totals				19/47	40	19/47	40			12/23	52	6	26	32	16	15	6	1	12	22	50	
Coach		WANG Zhidan																				

	GER	CHN
Points from Turnovers	6	5
Points in the Paint	24	30
Second Chance Points	7	6
Fast Break Points	7	6

	GER	CHN
Biggest Lead	15	6
Biggest Scoring Run	9-0 (20-17)	8-0 (50-43)
Lead Changes	1	
Times Tied	1	

LEGEND

%	Shooting Percentage	(C)	Captain	*	Starters	AS	Assists	BS	Blocked Shots
DR	Defensive Rebounds	FD	Fouls Drawn	M/A	Made / Attempts	MIN	Minutes Played	OR	Offensive Rebounds
PF	Fouls	PTS	Points	Qx	Quarter Time	ST	Steals	TO	Turnovers
TOT	Total Rebounds								



Results

Game 34

MEX 50 vs 42 FRA
(13:12, 13:8, 11:6, 13:16)

Attendance: 5063

Referee: HAINES Philip (AUS)

Commissioner: McALEESE Allan (GBR)

Umpire: GAUTHIER Sebastien (CAN) / MARQUES Rui (BRA)

Scoring by 5 min intervals:	MEX FRA	Q1		Q2		Q3		Q4	
		2	13	22	26	32	37	42	50
		6	12	14	20	24	26	38	42

MEX - Mexico

No.	Name	Sport Class	MIN	Field Goals		2 Points		3 Points		Free Throws		Rebounds			AS	TO	ST	BS	PF	FD	PTS	
				M / A	%	M / A	%	M / A	%	M / A	%	OR	DR	TOT								
4	HERNANDEZ MEDRANO Maria	4.5																				
5	LOPEZ CHAVEZ Isabel	4.5	5:19							1/4	25								1	2	1	
*6	TORRES LOPEZ Rocio	3.5	10:01	0/2	0	0/2	0					2	3	5		1					0	
*7	ESTRADA BERNAL Floralia	4.0	35:25	8/15	53	8/15	53			1/6	17	4	9	13	1	5			3	9	17	
*8	PEREZ PACHECO Anaisa	2.5	34:25	3/5	60	3/5	60					4	2	6	8	2			2	1	6	
9	VAZQUEZ DELGADILLO Lucia	4.0	29:15	8/16	50	8/16	50			2/7	29	2	4	6	2	5			3	6	18	
10	MONTANO MEJIA Maria del Carmen	4.0	5:35	0/1	0	0/1	0						3	3	1	1				1	0	
11	MARQUEZ GONZALEZ Clara Ivonne	1.0	5:35																		0	
*12	MIRANDA ORANTES Claudia	3.0	10:01	2/5	40	2/5	40					1	1		1						4	
13	SUAREZ RAMOS Yasmina	3.0																				
14	VERA GALLARDO Rosa	2.0	24:24	0/1	0	0/1	0					1	1		1	1				2	0	
*15	GARCIA AMADOR Wendy (C)	1.0	40:00	1/3	33	1/3	33			2/2	100		6	2	1			1	2	4	4	
Team / Coach																						
Totals				22/48	46	22/48	46				6/19	32	13	31	44	14	22	1		10	23	50
Coach		LARRAGA Pablo																				
Assistant Coach		BRUNO MIRAMONTES Jose BLANCAS Roberto Luis																				

FRA - France

No.	Name	Sport Class	MIN	Field Goals		2 Points		3 Points		Free Throws		Rebounds			AS	TO	ST	BS	PF	FD	PTS
				M / A	%	M / A	%	M / A	%	M / A	%	OR	DR	TOT							
4	ALQUIER Chrystal	1.0	7:10																1	1	0
5	DOUMESCHE-GUEDOUN Florence	1.0																			
6	MERIAU Dorothee	2.0	3:31	1/2	50	1/2	50														2
*7	GLEMP-ETAVARD Agnes	1.0	37:33	0/2	0	0/1	0	0/1	0	0/4	0	1	1	2	7	3	1		4	4	0
8	ITA Valerie	2.5																			
*9	SAINT-OMER DELEPINE Fabienne	4.5	22:11	1/6	17	1/6	17					1	7	8	2	3		1	2		2
10	LAURENT Kathy	4.5	3:37	0/1	0	0/1	0								1						0
*11	MENARD Emilie	2.5	36:29	0/9	0	0/9	0					3	2	5	2	4	2		5	1	0
12	BELZ Blandine	4.5	14:34	5/7	71	5/7	71			2/2	100	1	2	3		1		2	2	12	
13	DORGET Sylvie	2.0	2:27	0/1	0	0/1	0														0
*14	MATHIAS Maite	1.5	32:50	2/5	40	2/5	40								3				4		4
*15	QUEMENER-PICHON Angelique (C)	4.5	39:38	11/23	48	11/22	50	0/1	0	0/2	0		6	6	1	2			5	2	22
Team / Coach																					
Totals				20/56	36	20/54	37	0/2	0	2/8	25	6	19	25	15	13	4	1	23	10	42
Coach		MONTET Pascal																			
Assistant Coach		FILICE Anne																			

	MEX	FRA
Points from Turnovers	10	12
Points in the Paint	36	28
Second Chance Points	6	4
Fast Break Points	4	2

	MEX	FRA
Biggest Lead	13	4
Biggest Scoring Run	7-0 (39-26)	6-0 (2-6)
Lead Changes	4	
Times Tied	1	

LEGEND

%	Shooting Percentage	(C)	Captain	*	Starters	AS	Assists	BS	Blocked Shots
DR	Defensive Rebounds	FD	Fouls Drawn	M / A	Made / Attempts	MIN	Minutes Played	OR	Offensive Rebounds
PF	Fouls	PTS	Points	Qx	Quarter Time	ST	Steals	TO	Turnovers
TOT	Total Rebounds								



Results

Game 36

CAN 65 vs 51 BRA
(17:13, 14:10, 16:16, 18:12)

Attendance: 5362

Referee: REHLING Carsten (GER)

Commissioner: REHLING Detlef (GER)

Umpire: MOLINA Karen (COL) / BILMEZ Nureddin (TUR)

Scoring by 5 min intervals:	CAN BRA	Q1		Q2		Q3		Q4	
		8	17	24	31	41	47	59	65
		4	13	19	23	33	39	39	51

CAN - Canada

No.	Name	Sport Class	MIN	Field Goals		2 Points		3 Points		Free Throws		Rebounds			AS	TO	ST	BS	PF	FD	PTS
				M / A	%	M / A	%	M / A	%	M / A	%	OR	DR	TOT							
4	ALLARD Elaine	1.5	6:23	1/1	100	1/1	100														2
*5	McLACHLAN Janet (C)	4.5	33:09	15/30	50	15/28	54	0/2	0	6/6	100	6	17	23		5		2	2	4	36
6	OHAMA Kendra	2.5	6:23	0/1	0	0/1	0					1		1						1	0
*7	OUELLET Cindy	3.5	24:18	2/5	40	2/5	40			0/2	0	3	3	6	8	2	1			1	4
8	STEEVES Tamara	1.5	3:55	0/1	0	0/1	0									1				2	0
9	JACQUES Maude	2.5	3:55	0/1	0	0/1	0										1				0
*10	HARNOCK Katie	2.0	24:18	3/9	33	3/8	38	0/1	0						2	2	1			1	2
11	WILLIAMS Elisha	4.5	11:11	2/4	50	2/4	50			0/3	0	1	3	4	1	2				1	2
*12	FERGUSON Tracey	3.0	29:42	1/2	50	1/2	50			2/2	100		1	1	3	2				3	2
13	JEWELLS Jamey	1.0	15:42	1/2	50	1/2	50					1		1						1	2
*14	VLEIGHENTHART Jessica (C)	1.0	29:42	2/3	67	2/3	67								1					1	2
15	FESER Tara	4.5	11:22	1/2	50	1/2	50			1/2	50	1	4	5	4	2				2	1
Team / Coach																					
Totals				28/61	46	28/58	48	0/3	0	9/15	60	13	34	47	21	17	3	2	15	17	65
Coach		JOHNSON Bill																			
Assistant Coach		ABBOTT-PETER Marni BROUGHTON Michael																			

BRA - Brazil

No.	Name	Sport Class	MIN	Field Goals		2 Points		3 Points		Free Throws		Rebounds			AS	TO	ST	BS	PF	FD	PTS	
				M / A	%	M / A	%	M / A	%	M / A	%	OR	DR	TOT								
*4	de NAZARE SANTOS Cleonete	2.0	31:27	3/5	60	3/5	60					2	4	6		2				5	6	
5	SANTA ROSA FARIAS Andreia Cristina	1.0	13:10	0/2	0	0/2	0					1		1							0	
6	de JESUS MAFRA Naildes	2.0																				
*7	da COSTA E COSTA Lucicleia	2.5	40:00	3/7	43	3/7	43					3	4	7	1	1	2			2	1	
8	RAMOS da SILVA Rosalia	1.5	8:33																		0	
9	dos SANTOS ASSUNCAO Perla	2.0																				
*10	GUIMARAES da COSTA Debora Cristina	4.0	40:00	6/15	40	6/12	50	0/3	0	1/4	25	2		2	7	5	2			2	5	
11	RODRIGUES VIEIRA Geisa	4.0																				
*12	SOARES MARTINS Lia Maria (C)	4.5	35:29	9/28	32	7/19	37	2/9	22	6/8	75	1	10	11	2	2	3			4	6	
*13	LOPES de CARVALHO Cintia Mariana	1.0	26:50	0/5	0	0/5	0					3		3						2	2	
14	KLOKLER Paola	4.0																			0	
15	BRITO de ALMEIDA Vileide	4.5	4:31	0/1	0	0/1	0			0/2	0					1				2	1	
Team / Coach																						
Totals				21/63	33	19/51	37	2/12	17	7/14	50	13	22	35	10	13	7			17	15	51
Coach		da SILVA CORREA Wilson Flavio																				
Assistant Coach		YULE JACOBINA Yara Helena																				

	CAN	BRA
Points from Turnovers	8	14
Points in the Paint	40	28
Second Chance Points	18	7
Fast Break Points	4	6

	CAN	BRA
Biggest Lead	22	1
Biggest Scoring Run	14-0 (61-39)	6-0 (24-23)
Lead Changes	2	
Times Tied	1	

LEGEND

%	Shooting Percentage	(C)	Captain	*	Starters	AS	Assists	BS	Blocked Shots
DR	Defensive Rebounds	FD	Fouls Drawn	M / A	Made / Attempts	MIN	Minutes Played	OR	Offensive Rebounds
PF	Fouls	PTS	Points	Qx	Quarter Time	ST	Steals	TO	Turnovers
TOT	Total Rebounds								



Results

Game 40

NED 49 vs 58 AUS
(12:18, 8:12, 9:10, 20:18)

Attendance: 5453

Referee: HARGREAVES Darrell (USA)

Commissioner: MAGALLANES Juan (MEX)

Umpire: MATHIAS Gustavo (BRA) / ROJA Cristian (ITA)

Scoring by 5 min intervals:	NED AUS	Q1		Q2		Q3		Q4	
		6	12	14	20	26	29	37	49
		10	18	26	30	34	40	48	58

NED - Netherlands

No.	Name	Sport Class	MIN	Field Goals		2 Points		3 Points		Free Throws		Rebounds			AS	TO	ST	BS	PF	FD	PTS
				M/A	%	M/A	%	M/A	%	M/A	%	OR	DR	TOT							
*4	HUITZING Inge	4.5	36:47	5/21	24	5/20	25	0/1	0	4/5	80	2	6	8	7	4	2		2	5	14
5	HOUWEN Lucie	3.0																			
*6	VISSER Jitske	1.0	23:20	2/5	40	2/5	40						2	2		1			1	1	4
*7	OOSTERBAAN Roos	1.5	40:00	3/4	75	3/4	75					1	5	6	1	1				1	6
8	TIMMERMAN Sanne	4.5																			
9	GARNIER Petra	4.5	0:37										1	1							0
10	WEVERS Miranda	2.5	7:53																		0
*11	KORVER Cher (C)	2.5	22:50	4/9	44	4/9	44			1/2	50	2	2	4	3				4	1	9
12	PRONK Saskia	1.0																			
13	van BERGEN Barbara	2.0	16:40	0/2	0	0/2	0			1/4	25		1	1	1				1	2	1
14	de ROOIJ-VERSLOOT Carolina	3.0	25:57	4/8	50	4/8	50						3	3	3				1		8
*15	BEIJER Mariska	4.0	25:56	2/4	50	2/4	50			3/4	75		5	5		1	1		2	3	7
Team / Coach																					
Totals				20/53	38	20/52	38	0/1	0	9/15	60	7	25	32	15	8	3		11	13	49
Coach		van der LINDEN Gertjan																			
Assistant Coach		SLOOF Irene																			

AUS - Australia

No.	Name	Sport Class	MIN	Field Goals		2 Points		3 Points		Free Throws		Rebounds			AS	TO	ST	BS	PF	FD	PTS
				M/A	%	M/A	%	M/A	%	M/A	%	OR	DR	TOT							
4	VINCI Sarah	1.0	15:45	1/1	100	1/1	100						1	1					1		2
*5	CRISPIN Cobi	4.0	25:09	5/10	50	5/10	50					1	6	7	2	1			3	1	10
*6	KEAN Bridie (C)	4.0	13:22	1/4	25	1/4	25					1	4	5	1						2
7	CARTER Amanda	1.0																			
8	McKENZIE Tina	3.0																			
9	del TOSO Leanne	4.0																			
*10	NOTT Clare	1.0	32:49	3/4	75	3/4	75			1/5	20		1	1	1		1	2	3	7	
*11	GAUCI Kylie	2.0	31:26	4/10	40	4/10	40						2	2	6				1	8	
12	CHAPLIN Shelley	3.5	26:38	0/3	0	0/3	0			0/2	0	2	2	4	7	2		2	3	0	
*13	STEWART Sarah	3.0	19:47	3/6	50	3/6	50			0/1	0		5	5	2	1	1	2	1	6	
14	HILL Katie	3.0	11:39	2/3	67	2/3	67						1	1	2					4	
15	MERRITT Amber	4.5	23:25	9/14	64	9/14	64			1/2	50		5	5		1	1	3	2	19	
Team / Coach																					
Totals				28/55	51	28/55	51			2/10	20	4	28	32	21	6	1	2	13	11	58
Coach		TRISCARI John																			
Assistant Coach		OSBORNE Ben GOULD David																			

	NED	AUS
Points from Turnovers	7	9
Points in the Paint	28	24
Second Chance Points	3	4
Fast Break Points	6	4

	NED	AUS
Biggest Lead	2	14
Biggest Scoring Run	6-0 (12-16)	10-0 (14-28)
Lead Changes	1	
Times Tied	2	

LEGEND

%	Shooting Percentage	(C)	Captain	*	Starters	AS	Assists	BS	Blocked Shots
DR	Defensive Rebounds	FD	Fouls Drawn	M/A	Made / Attempts	MIN	Minutes Played	OR	Offensive Rebounds
PF	Fouls	PTS	Points	Qx	Quarter Time	ST	Steals	TO	Turnovers
TOT	Total Rebounds								



Results

Game 41

MEX 28 vs 68 GER
(5:10, 14:24, 5:19, 4:15)

Attendance: 7385

Referee: HSIEH Fei (TPE)

Commissioner: FODEN Emma (GBR)

Umpire: GIORDANO Sergio (CAN) / GREGORY Christopher (GBR)

		Q1		Q2		Q3		Q4	
Scoring by 5 min intervals:	MEX	1	5	13	19	23	24	26	28
	GER	6	10	19	34	42	53	63	68

MEX - Mexico

No.	Name	Sport Class	MIN	Field Goals		2 Points		3 Points		Free Throws		Rebounds			AS	TO	ST	BS	PF	FD	PTS	
				M/A	%	M/A	%	M/A	%	M/A	%	OR	DR	TOT								
4	HERNANDEZ MEDRANO Maria	4.5	3:08	0/1	0	0/1	0						2	2		2	2		1		0	
5	LOPEZ CHAVEZ Isabel	4.5	3:58																	1	0	
*6	TORRES LOPEZ Rocio	3.5	15:34	0/1	0	0/1	0			2/4	50		6	6		2				2	2	
*7	ESTRADA BERNAL Floralia	4.0	31:18	6/12	50	6/11	55	0/1	0	0/2	0	3	7	10	2		1		2	2	12	
*8	PEREZ PACHECO Anaisa	2.5	25:34	1/8	13	1/8	13								3	2			1		2	
9	VAZQUEZ DELGADILLO Lucia	4.0	20:28	4/11	36	4/11	36					1		1	1	2	1		2		8	
10	MONTANO MEJIA Maria del Carmen	4.0	14:26	2/5	40	2/5	40			0/1	0		1	1						1	4	
11	MARQUEZ GONZALEZ Clara Ivonne	1.0	17:34																1	1	0	
*12	MIRANDA ORANTES Claudia	3.0	15:34	0/8	0	0/8	0					1		1		1					0	
13	SUAREZ RAMOS Yasmina	3.0	5:34	0/1	0	0/1	0														0	
14	VERA GALLARDO Rosa	2.0	12:26	0/1	0	0/1	0						1	1							0	
*15	GARCIA AMADOR Wendy (C)	1.0	34:26	0/5	0	0/5	0			0/2	0			5	5	2			2	1	0	
Team / Coach																						
Totals				13/53	25	13/52	25	0/1	0	2/9	22	7	22	29	6	13	4			9	8	28
Coach		LARRAGA Pablo																				
Assistant Coach		BRUNO MIRAMONTES Jose BLANCAS Roberto Luis																				

GER - Germany

No.	Name	Sport Class	MIN	Field Goals		2 Points		3 Points		Free Throws		Rebounds			AS	TO	ST	BS	PF	FD	PTS	
				M/A	%	M/A	%	M/A	%	M/A	%	OR	DR	TOT								
4	ADERMANN Mareike	4.5	24:12	8/15	53	8/15	53			2/4	50	2	8	10	1	2	1			4	18	
5	WELIN Johanna	2.0	9:00	0/1	0	0/1	0					1	2	3	2						0	
6	DILLMANN Britt	1.0	7:42																		0	
*7	MUELLER Edina	2.5	19:33	1/5	20	1/5	20						1	1	6		1		2		2	
*8	ZEYEN Annika	1.5	30:00	6/9	67	6/9	67						5	5	5					1	12	
*9	KUEHN Maria	1.0	17:16									1	1	2							0	
*10	SCHUENEMANN Gesche	4.5	18:40	5/11	45	4/9	44	1/2	50			1	7	8	5	3	1		2	1	11	
11	LINDHOLM Maya	2.5	11:27	1/2	50	1/2	50					1		1	1						2	
12	BREUER Annabel	1.5	15:02	0/1	0	0/1	0			1/2	50					1	1		2	2	1	
13	BRIESSMANN Annegret	1.0	10:00	0/1	0	0/1	0						1	1					1		0	
*14	MOHNEN Marina (C)	4.5	23:10	7/12	58	7/12	58			2/2	100	1	5	6	1					1	16	
15	FRIEDRICH Heike	4.5	13:58	3/3	100	3/3	100					1	3	4	1	2			1		6	
Team / Coach																						
Totals				31/60	52	30/58	52	1/2	50	5/8	63	8	37	45	22	8	4			8	9	68
Coach		GLINICKI Holger																				
Assistant Coach		HLAWAN Alexandra																				

	MEX	GER
Points from Turnovers	6	8
Points in the Paint	12	48
Second Chance Points	4	10
Fast Break Points	4	8

	MEX	GER
Biggest Lead	0	42
Biggest Scoring Run	6-0 (13-14)	13-0 (24-61)
Lead Changes	0	
Times Tied	0	

LEGEND

%	Shooting Percentage	(C)	Captain	*	Starters	AS	Assists	BS	Blocked Shots
DR	Defensive Rebounds	FD	Fouls Drawn	M/A	Made / Attempts	MIN	Minutes Played	OR	Offensive Rebounds
PF	Fouls	PTS	Points	Qx	Quarter Time	ST	Steals	TO	Turnovers
TOT	Total Rebounds								



Basketball Arena

MON 3 SEP 2012
13:00

Wheelchair Basketball

Women

Preliminaries - Group B



Results

Game 43

CHN 65 vs 68 USA
(17:11, 11:12, 18:12, 15:26, 4:7)

Attendance: 7279

Referee: ROJA Cristian (ITA)

Commissioner: REHLING Detlef (GER)

Umpire: RADYKAS Linas (LTU) / KANNO Eisuke (JPN)

Scoring by 5 min intervals:	CHN	Q1	Q2	Q3	Q4	OT1			
USA	7	17	24	28	44	46	52	61	65
	2	11	17	23	23	35	44	61	68

CHN - China

No.	Name	Sport Class	MIN	Field Goals		2 Points		3 Points		Free Throws		Rebounds			AS	TO	ST	BS	PF	FD	PTS
				M/A	%	M/A	%	M/A	%	M/A	%	OR	DR	TOT							
*4	CHENG Haizhen	4.5	34:46	9/12	75	9/12	75			4/6	67	1	8	9	4	2			4	5	22
5	YANG San	4.0	1:06										1	1	1						0
6	WANG Xiaoyan	4.0	9:08	1/3	33	1/3	33						2	2	1				1		2
*7	FU Yongqing	4.0	36:07	3/9	33	3/8	38	0/1	0	0/2	0	2	11	13	2	1			2	2	6
8	LIU Man	1.0	6:29	1/1	100	1/1	100													1	2
9	LI Yuhui	1.5																			
10	ZHANG Yanli (C)	1.0	3:45																	1	0
11	CHEN Qiurong	1.5	3:18													2			1		0
*12	DENG Mingzhu	2.0	31:28	5/10	50	5/10	50					2	1	3	1	1			2		10
*13	LI Yanhua	1.5	34:46	2/7	29	2/7	29			2/2	100	1	1	2	2	2			4	2	6
*14	LONG Yun	1.0	45:00	5/16	31	5/15	33	0/1	0	2/8	25	1	3	4	5	3			2	4	12
15	PENG Fengling	4.0	19:07	2/3	67	2/3	67			1/2	50		2	2	2	2			1	2	5
Team / Coach												3	3	6							
Totals				28/61	46	28/59	47	0/2	0	9/20	45	10	32	42	18	11			17	17	65
Coach				WANG Zhidan																	

USA - United States

No.	Name	Sport Class	MIN	Field Goals		2 Points		3 Points		Free Throws		Rebounds			AS	TO	ST	BS	PF	FD	PTS
				M/A	%	M/A	%	M/A	%	M/A	%	OR	DR	TOT							
*4	MURRAY Rebecca	2.5	45:00	13/29	45	12/25	48	1/4	25	3/4	75	3	11	14	8	4	3	1	3	4	30
*5	HUNTER Darlene	1.0	11:00																1		0
6	CHEW Jennifer	1.5	34:00	0/2	0	0/2	0					1	2	3	2		1	1	3		0
7	WOODSON-SMITH Andrea (C)	4.0	5:33	1/1	100	1/1	100						1	1					3		2
*8	SCHNEIDER Natalie	4.5	11:00	1/4	25	1/4	25						1	1				1	1		2
*9	MILLER Desi	3.5	45:00	7/21	33	7/21	33			4/10	40	3	9	12	4	2	3	2	4	7	18
10	BINSFELD Sarah	2.5	18:53									1	1	2	1				1		0
11	CASTLE Sarah (C)	2.5	6:47												1						0
*12	NICHOLS Alana	2.5	19:20	2/2	100	2/2	100			2/3	67	2	2	4	2	1				2	6
13	POIST Jennifer	2.0																			
14	MILFORD Mary Allison	1.0																			
15	HOLLERMANN Rose	3.5	28:27	5/10	50	5/10	50			0/3	0	3	1	4	1		1		1	4	10
Team / Coach													1	1		1					
Totals				29/69	42	28/65	43	1/4	25	9/20	45	13	29	42	19	8	8	5	17	17	68
Coach		KILEY David																			
Assistant Coach		BUCHI Matt																	THOMPSON Miles		

	CHN	USA
Points from Turnovers	6	16
Points in the Paint	52	34
Second Chance Points	8	9
Fast Break Points	8	

	CHN	USA
Biggest Lead	21	3
Biggest Scoring Run	18-0 (44-23)	14-0 (46-39)
Lead Changes	1	
Times Tied	4	

LEGEND

%	Shooting Percentage	(C)	Captain	*	Starters	AS	Assists	BS	Blocked Shots
DR	Defensive Rebounds	FD	Fouls Drawn	M/A	Made / Attempts	MIN	Minutes Played	OR	Offensive Rebounds
OTx	Overtime	PF	Fouls	PTS	Points	Qx	Quarter Time	ST	Steals
TO	Turnovers	TOT	Total Rebounds						



Results

Game 44

GBR 50 vs 67 CAN
(16:14, 9:20, 11:21, 14:12)

Attendance: 4919

Referee: FARRUGIA Valerie (FRA)

Commissioner: CHOINIÈRE Jean (CAN)

Umpire: RETIZ Mauro (MEX) / QUINTANA Mati (ARG)

Scoring by 5 min intervals:	GBR CAN	Q1		Q2		Q3		Q4	
		12	16	21	25	30	36	42	50
		8	14	24	34	43	55	63	67

GBR - Great Britain

No.	Name	Sport Class	MIN	Field Goals		2 Points		3 Points		Free Throws		Rebounds			AS	TO	ST	BS	PF	FD	PTS	
				M/A	%	M/A	%	M/A	%	M/A	%	OR	DR	TOT								
*4	MACLEAN Caroline	2.0	30:29	3/7	43	3/7	43						1	1	4		1		2		6	
5	GRADY Sarah	2.5	6:02	1/2	50	1/2	50														2	
*6	STRANGE Clare (C)	1.5	33:55	3/5	60	3/5	60					1	5	6	2	1				1	6	
*7	FREEMAN Helen	4.0	35:33	9/25	36	9/24	38	0/1	0	0/1	0		7	7	5	5			2	3	18	
*8	WILLIAMS Laurie	2.5	30:00	1/2	50	1/2	50					3	2	5	3	2					2	
9	HAMER Judith	4.0	4:11	0/3	0	0/3	0												1		0	
*10	CONROY Amy	4.0	25:46	4/8	50	4/8	50			2/6	33		7	7		1				5	10	
11	THOMPSON Maddie	4.5	4:27	0/4	0	0/3	0	0/1	0			1	1	2	2					1	0	
12	TURNER Helen	3.5	9:17	2/4	50	2/4	50						1	1					1	1	4	
13	SUGDEN Louise (C)	2.0	8:21	0/2	0	0/2	0					1	1	2	2				1	1	0	
14	DAVIES Natasha	1.0	7:44									1		1						1	0	
15	McPHEE Sarah	4.5	4:15	1/1	100	1/1	100						1	1			1				2	
Team / Coach												1	2	3		1						
Totals				24/63	38	24/61	39	0/2	0	2/7	29	8	28	36	18	10	1	1	7	13		50
Coach		PEEL Garry																				
Assistant Coach		BROWNING Jen (USA)										FISHER James										

CAN - Canada

No.	Name	Sport Class	MIN	Field Goals		2 Points		3 Points		Free Throws		Rebounds			AS	TO	ST	BS	PF	FD	PTS	
				M/A	%	M/A	%	M/A	%	M/A	%	OR	DR	TOT								
4	ALLARD Elaine	1.5	5:25																		0	
*5	McLACHLAN Janet (C)	4.5	29:27	6/14	43	6/14	43			3/4	75	2	13	15	3	1	1		2	4	15	
6	OHAMA Kendra	2.5	2:29	1/1	100	1/1	100														2	
*7	OUELLET Cindy	3.5	40:00	8/17	47	8/16	50	0/1	0	2/2	100	1	7	8	8		1		2	2	18	
8	STEEVES Tamara	1.5	2:56										1	1							0	
9	JACQUES Maude	2.5	0:55	0/1	0	0/1	0														0	
*10	HARNOCK Katie	2.0	37:04	10/17	59	10/17	59					3	3	6	2	3		1	2		20	
11	WILLIAMS Elisha	4.5	4:15										1	1					1		0	
*12	FERGUSON Tracey	3.0	36:36	2/7	29	2/7	29						2	2	8			3		4	4	
13	JEWELLS Jamey	1.0	24:06	2/5	40	2/5	40						1	1	1					1	4	
*14	VLIÉGENTHART Jessica (C)	1.0	10:29	1/2	50	1/2	50					1		1	1				1		2	
15	FESER Tara	4.5	6:18	1/4	25	1/4	25						2	2	2	1			2		2	
Team / Coach												1	3	4								
Totals				31/68	46	31/67	46	0/1	0	5/6	83	8	33	41	24	6	2	1	13	7		67
Coach		JOHNSON Bill																				
Assistant Coach		ABBOTT-PETER Marni										BROUGHTON Michael										

	GBR	CAN
Points from Turnovers	2	8
Points in the Paint	32	54
Second Chance Points	10	3
Fast Break Points		8

	GBR	CAN
Biggest Lead	4	21
Biggest Scoring Run	6-0 (6-4)	8-0 (25-34)
Lead Changes		2
Times Tied		5

LEGEND

%	Shooting Percentage	(C)	Captain	*	Starters	AS	Assists	BS	Blocked Shots
DR	Defensive Rebounds	FD	Fouls Drawn	M/A	Made / Attempts	MIN	Minutes Played	OR	Offensive Rebounds
PF	Fouls	PTS	Points	Qx	Quarter Time	ST	Steals	TO	Turnovers
TOT	Total Rebounds								



Results

Game 47

BRA 42 vs 55 NED
(12:19, 12:9, 10:20, 8:7)

Attendance: 5105

Referee: KANNO Eisuke (JPN)

Commissioner: REHLING Detlef (GER)

Umpire: GOMM Stacy (RSA) / PURSGLOVE Ian (GBR)

Scoring by 5 min intervals:	BRA	Q1	Q2	Q3	Q4	NED
		4 12	18 24	30 34	40 42	
		8 19	20 28	36 48	53 55	

BRA - Brazil

No.	Name	Sport Class	MIN	Field Goals		2 Points		3 Points		Free Throws		Rebounds			AS	TO	ST	BS	PF	FD	PTS
				M/A	%	M/A	%	M/A	%	M/A	%	OR	DR	TOT							
*4	de NAZARE SANTOS Cleonete	2.0	40:00	1/2	50	1/2	50					2	8	10		1	1		2	1	2
5	SANTA ROSA FARIAS Andreia Cristina	1.0	14:48																		0
6	de JESUS MAFRA Naildes	2.0																			0
*7	da COSTA E COSTA Lucicleia	2.5	8:17	0/1	0	0/1	0												4		0
8	RAMOS da SILVA Rosalia	1.5	31:17									1	1	2					2		0
9	dos SANTOS ASSUNCAO Perla	2.0	0:26																		0
*10	GUIMARAES da COSTA Debora Cristina	4.0	23:47	3/13	23	3/12	25	0/1	0				2	2	6	1			1	2	6
11	RODRIGUES VIEIRA Geisa	4.0																			0
*12	SOARES MARTINS Lia Maria (C)	4.5	40:00	13/34	38	13/27	48	0/7	0	2/4	50	4	10	14		4	1	1	3	2	28
*13	LOPES de CARVALHO Cintia Mariana	1.0	25:12									1	1	2					3		0
14	KLOKLER Paola	4.0																			0
15	BRITO de ALMEIDA Vileide	4.5	16:13	1/8	13	1/8	13			4/4	100	1	1	2	6				4	3	6
Team / Coach												2	2	4		3					
Totals				18/58	31	18/50	36	0/8	0	6/8	75	11	25	36	12	9	2	1	19	8	42
Coach		da SILVA CORREA Wilson Flavio																			
Assistant Coach		YULE JACOBINA Yara Helena																			

NED - Netherlands

No.	Name	Sport Class	MIN	Field Goals		2 Points		3 Points		Free Throws		Rebounds			AS	TO	ST	BS	PF	FD	PTS
				M/A	%	M/A	%	M/A	%	M/A	%	OR	DR	TOT							
*4	HUITZING Inge	4.5	30:44	5/15	33	5/15	33			6/9	67	1	8	9	7	3			2	6	16
5	HOUWEN Lucie	3.0																			0
*6	VISSER Jitske	1.0	30:42	1/4	25	1/4	25			0/2	0	3	2	5	1	2			1	1	2
*7	OOSTERBAAN Roos	1.5	32:01	2/4	50	2/4	50					2	2	4		1			1	1	4
8	TIMMERMAN Sanne	4.5																			0
9	GARNIER Petra	4.5	9:16	2/5	40	2/5	40					1	2	3					2		4
10	WEVERS Miranda	2.5	1:31																		0
*11	KORVER Cher (C)	2.5	25:46	0/5	0	0/5	0						2	2	5	3	1			2	0
12	PRONK Saskia	1.0																			0
13	van BERGEN Barbara	2.0	17:17	0/3	0	0/3	0					1	1	2	1	1			1		0
14	de ROOIJ-VERSLOOT Carolina	3.0	22:01	1/4	25	1/4	25			0/2	0	2	3	5	3					2	2
*15	BEIJER Mariska	4.0	30:42	11/20	55	11/20	55			5/8	63	6	6	12					1	7	27
Team / Coach												1	4	5							
Totals				22/60	37	22/60	37			11/21	52	17	30	47	17	10	1		8	19	55
Coach		van der LINDEN Gertjan																			
Assistant Coach		SLOOF Irene																			

	BRA	NED
Points from Turnovers	6	8
Points in the Paint	26	34
Second Chance Points	6	14
Fast Break Points		7

	BRA	NED
Biggest Lead	2	16
Biggest Scoring Run	6-0 (40-50)	8-0 (30-42)
Lead Changes	3	
Times Tied	1	

LEGEND

%	Shooting Percentage	(C)	Captain	*	Starters	AS	Assists	BS	Blocked Shots
DR	Defensive Rebounds	FD	Fouls Drawn	M/A	Made / Attempts	MIN	Minutes Played	OR	Offensive Rebounds
PF	Fouls	PTS	Points	Qx	Quarter Time	ST	Steals	TO	Turnovers
TOT	Total Rebounds								



Results

Game 51

BRA 59 vs 35 FRA
(17:10, 14:4, 15:8, 13:13)

Attendance: 3563

Referee: URUNUELA Juan (ESP)

Commissioner: MAGALLANES Juan (MEX)

Umpire: GIORDANO Sergio (CAN) / BILMEZ Nureddin (TUR)

Scoring by 5 min intervals:	BRA	Q1	Q2	Q3	Q4	FRA
		9	17	23	31	37
		4	10	12	14	22
				37	46	54
				22	22	31
						59
						35

BRA - Brazil

No.	Name	Sport Class	MIN	Field Goals		2 Points		3 Points		Free Throws		Rebounds			AS	TO	ST	BS	PF	FD	PTS
				M/A	%	M/A	%	M/A	%	M/A	%	OR	DR	TOT							
*4	de NAZARE SANTOS Cleonete	2.0	37:23	1/5	20	1/5	20					1	3	4	1				1		2
5	SANTA ROSA FARIAS Andreia Cristina	1.0	24:32										2	2					1		0
6	de JESUS MAFRA Naildes	2.0	5:15												1	1					0
*7	da COSTA E COSTA Lucicleia	2.5	25:26	2/3	67	2/2	100	0/1	0			1	1	2	1		1		2	1	4
8	RAMOS da SILVA Rosalia	1.5	7:23														1		1		0
9	dos SANTOS ASSUNCAO Perla	2.0	6:42																1		0
*10	GUIMARAES da COSTA Debora Cristina	4.0	31:42	2/15	13	2/14	14	0/1	0	4/5	80	1	4	5	13	3	4		3	5	8
11	RODRIGUES VIEIRA Geisa	4.0	4:19	0/5	0	0/4	0	0/1	0				1	1						1	0
*12	SOARES MARTINS Lia Maria (C)	4.5	36:59	21/37	57	20/33	61	1/4	25	2/2	100	2	8	10	1	2	1		3	1	45
*13	LOPES de CARVALHO Cintia Mariana	1.0	10:42																		0
14	KLOKLER Paola	4.0	4:39										1	1	1	1			1		0
15	BRITO de ALMEIDA Vileide	4.5	4:58	0/4	0	0/4	0					1		1	1	1					0
Team / Coach												7	3	10							
Totals				26/69	38	25/62	40	1/7	14	6/7	86	13	23	36	18	8	8		13	8	59
Coach		da SILVA CORREA Wilson Flavio																			
Assistant Coach		YULE JACOBINA Yara Helena																			

FRA - France

No.	Name	Sport Class	MIN	Field Goals		2 Points		3 Points		Free Throws		Rebounds			AS	TO	ST	BS	PF	FD	PTS
				M/A	%	M/A	%	M/A	%	M/A	%	OR	DR	TOT							
4	ALQUIER Chrystal	1.0	8:32	0/3	0	0/3	0					1		1							0
5	DOUMESCHE-GUEDOUN Florence	1.0	3:26	1/1	100	1/1	100														2
6	MERIAU Dorothee	2.0	7:53	1/3	33	1/3	33						1	1							2
*7	GLEMP-ETAVARD Agnes	1.0	36:34	1/7	14	1/7	14			1/2	50	2	3	5						3	3
8	ITA Valerie	2.5	7:49									1		1	1					1	0
9	SAINT-OMER DELEPINE Fabienne	4.5	26:56	3/7	43	3/7	43			0/3	0	2	8	10	4	3	3		2	4	6
10	LAURENT Kathy	4.5	2:19	0/1	0	0/1	0									1			1	1	0
*11	MENARD Emilie	2.5	24:18	3/8	38	3/8	38					2		2	3	4				1	6
*12	BELZ Blandine	4.5	24:21	4/5	80	4/5	80					2	6	8	2	4	2		1		8
13	DORGET Sylvie	2.0	7:53	0/1	0	0/1	0			0/4	0				1	1				2	0
*14	MATHIAS Maite	1.5	23:35	0/3	0	0/3	0						2	2	1	2					0
*15	QUEMENER-PICHON Angelique (C)	4.5	26:24	4/6	67	4/6	67			0/3	0		4	4	1	5			4	1	8
Team / Coach												1	5	6		8					
Totals				17/45	38	17/45	38			1/12	8	11	29	40	13	28	5		8	13	35
Coach		MONTET Pascal																			
Assistant Coach		FILICE Anne																			

	BRA	FRA
Points from Turnovers	25	6
Points in the Paint	42	34
Second Chance Points	9	8
Fast Break Points		8

	BRA	FRA
Biggest Lead	28	0
Biggest Scoring Run	17-0 (50-22)	7-0 (52-31)
Lead Changes	0	
Times Tied	1	

LEGEND

%	Shooting Percentage	(C)	Captain	*	Starters	AS	Assists	BS	Blocked Shots
DR	Defensive Rebounds	FD	Fouls Drawn	M/A	Made / Attempts	MIN	Minutes Played	OR	Offensive Rebounds
PF	Fouls	PTS	Points	Qx	Quarter Time	ST	Steals	TO	Turnovers
TOT	Total Rebounds								



Results

Game 52

AUS 62 vs 37 MEX

Attendance: 4469

(21:10, 23:10, 6:9, 12:8)

Referee: FARRUGIA Valerie (FRA)

Commissioner: REHLING Detlef (GER)

Umpire: KINDERVATER Max (GER) / GREGORY Christopher (GBR)

Scoring by 5 min intervals:	AUS	Q1		Q2		Q3		Q4	
		MEX	10	21	36	44	46	50	55
		4	10	16	20	24	29	35	37

AUS - Australia

No.	Name	Sport Class	MIN	Field Goals		2 Points		3 Points		Free Throws		Rebounds			AS	TO	ST	BS	PF	FD	PTS
				M / A	%	M / A	%	M / A	%	M / A	%	OR	DR	TOT							
4	VINCI Sarah	1.0	29:12	0/2	0	0/2	0						3	3				1		1	0
*5	CRISPIN Cobi	4.0	17:08	6/9	67	6/9	67			0/2	0		2	2	1	1	1			3	12
*6	KEAN Bridie (C)	4.0	18:18	2/3	67	2/3	67			1/4	25	1	4	5	2	1	1			2	5
7	CARTER Amanda	1.0	18:38	2/3	67	2/3	67			1/1	100	4		4			1			1	5
8	McKENZIE Tina	3.0	10:47	0/2	0	0/2	0						3	3					2		0
9	del TOSO Leanne	4.0	12:25	1/3	33	1/3	33						2	2	1	1			1		2
*10	NOTT Clare	1.0	8:43										3	3							0
*11	GAUCI Kylie	2.0	23:27	3/8	38	2/7	29	1/1	100			1		1	7		1				7
12	CHAPLIN Shelley	3.5	18:44	3/7	43	3/6	50	0/1	0	0/3	0		2	2	5	1			2	3	6
*13	STEWART Sarah	3.0	13:28	3/6	50	3/6	50						3	3	4	1			1	1	6
14	HILL Katie	3.0	10:48	2/7	29	2/7	29			1/1	100									1	5
15	MERRITT Amber	4.5	18:22	7/10	70	7/10	70						3	3	1		2		2	1	14
Team / Coach																					
Totals			29:60	48	28/58	48	1/2	50	3/11	27	7	26	33	21	7	6	1	8	13	62	
Coach		TRISCARI John																			
Assistant Coach		OSBORNE Ben GOULD David																			

MEX - Mexico

No.	Name	Sport Class	MIN	Field Goals		2 Points		3 Points		Free Throws		Rebounds			AS	TO	ST	BS	PF	FD	PTS
				M / A	%	M / A	%	M / A	%	M / A	%	OR	DR	TOT							
4	HERNANDEZ MEDRANO Maria	4.5																			
5	LOPEZ CHAVEZ Isabel	4.5	8:26	0/1	0	0/1	0						1	1		2			2	2	0
6	TORRES LOPEZ Rocío	3.5	26:34	4/8	50	4/7	57	0/1	0				2	2		1					8
*7	ESTRADA BERNAL Floralia	4.0	37:38	5/16	31	5/15	33	0/1	0	1/3	33		16	16	4	1			1	5	11
8	PEREZ PACHECO Anaisa	2.5	10:50	0/1	0	0/1	0						1	1		1					0
*9	VAZQUEZ DELGADILLO Lucia	4.0	23:06	4/12	33	4/12	33						3	3	2	3			2		8
*10	MONTANO MEJIA Maria del Carmen	4.0	8:23												1	1			1		0
*11	MARQUEZ GONZALEZ Clara Ivonne	1.0	24:07										2	2		1	1		1		0
12	MIRANDA ORANTES Claudia	3.0	15:53	3/5	60	3/5	60						1	2	3	2	3		2	1	6
13	SUAREZ RAMOS Yasmina	3.0																			
14	VERA GALLARDO Rosa	2.0	5:03																		0
*15	GARCIA AMADOR Wendy (C)	1.0	40:00	2/3	67	2/3	67						2	1	3	2			4		4
Team / Coach																					
Totals			18:46	39	18/44	41	0/2	0	1/3	33	3	29	32	11	19	1			13	8	37
Coach		LARRAGA Pablo																			
Assistant Coach		BRUNO MIRAMONTES Jose BLANCAS Roberto Luis																			

	AUS	MEX
Points from Turnovers	18	6
Points in the Paint	40	28
Second Chance Points		2
Fast Break Points	4	4

	AUS	MEX
Biggest Lead	27	2
Biggest Scoring Run	10-0 (62-35)	6-0 (52-35)
Lead Changes		1
Times Tied		1

LEGEND

%	Shooting Percentage	(C)	Captain	*	Starters	AS	Assists	BS	Blocked Shots
DR	Defensive Rebounds	FD	Fouls Drawn	M / A	Made / Attempts	MIN	Minutes Played	OR	Offensive Rebounds
PF	Fouls	PTS	Points	Qx	Quarter Time	ST	Steals	TO	Turnovers
TOT	Total Rebounds								



Results

Game 54

NED 59 vs 37 CHN
(13:6, 8:13, 18:10, 20:8)

Attendance: 4847

Referee: QUINTANA Mati (ARG)

Commissioner: FODEN Emma (GBR)

Umpire: REHLING Carsten (GER) / MARQUES Rui (BRA)

Scoring by 5 min intervals:	NED	Q1		Q2		Q3		Q4	
		CHN							
		7	13	15	21	33	39	49	59
		4	6	14	19	25	29	35	37

NED - Netherlands

No.	Name	Sport Class	MIN	Field Goals		2 Points		3 Points		Free Throws		Rebounds			AS	TO	ST	BS	PF	FD	PTS
				M / A	%	M / A	%	M / A	%	M / A	%	OR	DR	TOT							
*4	HUITZING Inge	4.5	34:22	4/18	22	4/18	22			2/4	50	4	8	12	9	1			1	1	10
5	HOUWEN Lucie	3.0	0:41																		0
*6	VISSER Jitske	1.0	30:13	3/3	100	3/3	100			0/2	0	1		1						1	6
*7	OOSTERBAAN Roos	1.5	34:01	1/5	20	1/5	20						4	4	4				3	1	2
8	TIMMERMAN Sanne	4.5																			
9	GARNIER Petra	4.5	7:06	1/3	33	1/3	33					1	1	2		1					2
10	WEVERS Miranda	2.5																			
*11	KORVER Cher (C)	2.5	25:57	0/5	0	0/5	0					1	6	7	6	1		1	2	2	0
12	PRONK Saskia	1.0	0:41																		0
13	van BERGEN Barbara	2.0	15:05	2/5	40	2/5	40					2	1	3	1		1		2		4
14	de ROOIJ-VERSLOOT Carolina	3.0	23:09	3/6	50	3/6	50						2	2	1						6
*15	BEIJER Mariska	4.0	28:45	13/21	62	13/21	62			3/6	50	6	8	14	2	1			3	5	29
Team / Coach																					
Totals				27/66	41	27/66	41			5/12	42	15	32	47	21	7	2	1	11	10	59
Coach		van der LINDEN Gertjan																			
Assistant Coach		SLOOF Irene																			

CHN - China

No.	Name	Sport Class	MIN	Field Goals		2 Points		3 Points		Free Throws		Rebounds			AS	TO	ST	BS	PF	FD	PTS	
				M / A	%	M / A	%	M / A	%	M / A	%	OR	DR	TOT								
*4	CHENG Haizhen	4.5	24:40	2/6	33	2/6	33			2/4	50	1	1	2	3	1			1	3	6	
5	YANG San	4.0	3:54										2	2							0	
6	WANG Xiaoyan	4.0	11:26	0/2	0	0/2	0						1	1		1				1	0	
*7	FU Yongqing	4.0	31:17	9/15	60	9/15	60			0/1	0	1	11	12	1				3	2	18	
8	LIU Man	1.0	11:29	1/2	50	1/2	50					1		1					1		2	
9	LI Yuhui	1.5																				
10	ZHANG Yanli (C)	1.0	5:44	0/1	0	0/1	0						1	1							0	
11	CHEN Qiurong	1.5	8:58	0/3	0	0/3	0					1		1		1					0	
*12	DENG Mingzhu	2.0	19:06	1/4	25	1/4	25						2	2	1				3		2	
*13	LI Yanhua	1.5	24:40	2/6	33	2/6	33					1	2	3	1					1	4	
*14	LONG Yun	1.0	34:43	1/7	14	1/7	14						2	2	6	2			2	1	2	
15	PENG Fengling	4.0	24:03	1/6	17	1/6	17			1/2	50		1	1		1			1	1	3	
Team / Coach																						
Totals				17/52	33	17/52	33			3/7	43	5	27	32	11	8				11	9	37
Coach		WANG Zhidan																				

	NED	CHN
Points from Turnovers	11	4
Points in the Paint	44	8
Second Chance Points	14	4
Fast Break Points	4	

	NED	CHN
Biggest Lead	22	2
Biggest Scoring Run	10-0 (57-35)	5-0 (13-11)
Lead Changes	4	
Times Tied	1	

LEGEND

%	Shooting Percentage	(C)	Captain	*	Starters	AS	Assists	BS	Blocked Shots
DR	Defensive Rebounds	FD	Fouls Drawn	M / A	Made / Attempts	MIN	Minutes Played	OR	Offensive Rebounds
PF	Fouls	PTS	Points	Qx	Quarter Time	ST	Steals	TO	Turnovers
TOT	Total Rebounds								



Results

Game 55

GER 55 vs 44 GBR
(8:12, 14:9, 12:12, 21:11)

Attendance: 4991

Referee: GAUTHIER Sebastien (CAN)

Commissioner: MAGALLANES Juan (MEX)

Umpire: HAINES Philip (AUS) / HARGREAVES Darrell (USA)

Scoring by 5 min intervals:	GER	Q1		Q2		Q3		Q4	
		4	8	12	22	27	34	40	55
	GBR	4	12	14	21	25	33	41	44

GER - Germany

No.	Name	Sport Class	MIN	Field Goals		2 Points		3 Points		Free Throws		Rebounds			AS	TO	ST	BS	PF	FD	PTS	
				M / A	%	M / A	%	M / A	%	M / A	%	OR	DR	TOT								
4	ADERMANN Mareike	4.5	17:09	1/5	20	1/5	20			1/4	25		5	5	3	1	1			4	3	
5	WELIN Johanna	2.0	15:44	1/1	100	1/1	100						1	1		1				1	2	
*6	DILLMANN Britt	1.0	23:05	0/3	0	0/3	0			1/2	50	1		1		1			5	1	1	
*7	MUELLER Edina	2.5	24:16	2/4	50	2/4	50						1	1	3	1		2	3		4	
*8	ZEYEN Annika	1.5	40:00	10/15	67	10/14	71	0/1	0	5/6	83	4	5	9	4	3			2	5	25	
9	KUEHN Maria	1.0																				
*10	SCHUENEMANN Gesche	4.5	23:09	2/8	25	2/8	25			5/6	83	4	10	14	5		1		1	7	9	
11	LINDHOLM Maya	2.5																				
12	BREUER Annabel	1.5	15:44	0/1	0	0/1	0						1	1					1		0	
13	BRIESSMANN Annegret	1.0	1:11										1	1							0	
*14	MOHNNEN Marina (C)	4.5	39:42	5/11	45	5/11	45			1/2	50	1	6	7	2	2	2	1	3	1	11	
15	FRIEDRICH Heike	4.5																				
Team / Coach												1	1	2		4						
Totals				21/48	44	21/47	45	0/1	0	13/20	65	11	31	42	17	13	4	3	16	18		55
Coach		GLINICKI Holger																				
Assistant Coach		HLAWAN Alexandra																				

GBR - Great Britain

No.	Name	Sport Class	MIN	Field Goals		2 Points		3 Points		Free Throws		Rebounds			AS	TO	ST	BS	PF	FD	PTS	
				M / A	%	M / A	%	M / A	%	M / A	%	OR	DR	TOT								
*4	MACLEAN Caroline	2.0	17:48	0/1	0	0/1	0							2					4	1	0	
5	GRADY Sarah	2.5	16:43	2/8	25	2/7	29	0/1	0							1			3		4	
*6	STRANGE Clare (C)	1.5	31:19	2/8	25	2/8	25					1	3	4				2		4		
*7	FREEMAN Helen	4.0	40:00	9/24	38	8/22	36	1/2	50	0/4	0	1	5	6	8	4		1	4	19		
*8	WILLIAMS Laurie	2.5	24:46	2/9	22	2/9	22					2	2	4	1	1		3		4		
9	HAMER Judith	4.0																				
*10	CONROY Amy	4.0	28:24	2/8	25	2/8	25			1/2	50	2	2	4						7	5	
11	THOMPSON Maddie	4.5																				
12	TURNER Helen	3.5	11:36	3/3	100	3/3	100					2		2		1				1	6	
13	SUGDEN Louise (C)	2.0	29:24	0/2	0	0/2	0			2/2	100	2	5	7	1	1		5	3	2		
14	DAVIES Natasha	1.0																				
15	McPHEE Sarah	4.5																				
Team / Coach												3	2	5		1						
Totals				20/63	32	19/60	32	1/3	33	3/8	38	13	19	32	12	8	1		18	16		44
Coach		PEEL Garry																				
Assistant Coach		BROWNING Jen (USA) FISHER James																				

	GER	GBR
Points from Turnovers	10	8
Points in the Paint	26	28
Second Chance Points	8	11
Fast Break Points	6	2

	GER	GBR
Biggest Lead	11	6
Biggest Scoring Run	8-0 (46-41)	8-0 (8-14)
Lead Changes	10	
Times Tied	6	

LEGEND

%	Shooting Percentage	(C)	Captain	*	Starters	AS	Assists	BS	Blocked Shots
DR	Defensive Rebounds	FD	Fouls Drawn	M / A	Made / Attempts	MIN	Minutes Played	OR	Offensive Rebounds
PF	Fouls	PTS	Points	Qx	Quarter Time	ST	Steals	TO	Turnovers
TOT	Total Rebounds								



Results

Game 53

USA 67 vs 55 CAN
(10:21, 19:12, 16:8, 22:14)

Attendance: 5310

Referee: SALGUERO Cris (ARG)

Commissioner: REHLING Detlef (GER)

Umpire: WARMERDAM Saskia (NED) / PURSGLOVE Ian (GBR)

Scoring by 5 min intervals:	USA	Q1	Q2	Q3	Q4
	CAN	4 10	21 29	35 45	53 67
		8 21	29 33	37 41	45 55

USA - United States

No.	Name	Sport Class	MIN	Field Goals		2 Points		3 Points		Free Throws		Rebounds			AS	TO	ST	BS	PF	FD	PTS
				M/A	%	M/A	%	M/A	%	M/A	%	OR	DR	TOT							
*4	MURRAY Rebecca	2.5	40:00	3/10	30	3/9	33	0/1	0	6/6	100	1	10	11	10	3	1		2	3	12
5	HUNTER Darlene	1.0	26:56	1/1	100	1/1	100			0/4	0		1	1	1		2		2	3	2
*6	CHEW Jennifer	1.5	7:26	0/1	0	0/1	0								1				1		0
7	WOODSON-SMITH Andrea (C)	4.0	3:22	2/2	100	2/2	100			0/2	0								1	1	4
8	SCHNEIDER Natalie	4.5	29:37	5/11	45	5/11	45			5/6	83	1	5	6	2		2	1	1	6	15
*9	MILLER Desi	3.5	39:06	12/23	52	12/22	55	0/1	0	2/7	29	4	6	10	3	3			2	7	26
10	BINSFELD Sarah	2.5	4:52																		0
11	CASTLE Sarah (C)	2.5	9:07	0/2	0	0/2	0			0/2	0	2	2	4	1				4	1	0
*12	NICHOLS Alana	2.5	26:01	2/8	25	2/8	25			2/4	50	4	4	8	4	1	2		3	5	6
13	POIST Jennifer	2.0																			
14	MILFORD Mary Allison	1.0	5:38	1/1	100	1/1	100							1	1						2
*15	HOLLERMANN Rose	3.5	7:55	0/2	0	0/2	0								1				2		0
Team / Coach																					
Totals				26/61	43	26/59	44	0/2	0	15/31	48	15	32	47	22	10	7	1	18	26	67
Coach		KILEY David																			
Assistant Coach		BUCHI Matt THOMPSON Miles																			

CAN - Canada

No.	Name	Sport Class	MIN	Field Goals		2 Points		3 Points		Free Throws		Rebounds			AS	TO	ST	BS	PF	FD	PTS
				M/A	%	M/A	%	M/A	%	M/A	%	OR	DR	TOT							
4	ALLARD Elaine	1.5																			
*5	McLACHLAN Janet (C)	4.5	32:30	13/26	50	13/25	52	0/1	0	5/10	50	2	11	13	3		1	1	4	6	31
6	OHAMA Kendra	2.5	0:38													1			1		0
*7	OUELLET Cindy	3.5	36:14	6/19	32	6/18	33	0/1	0	6/6	100	3	5	8	6	8			3	5	18
8	STEEVES Tamara	1.5																			
9	JACQUES Maude	2.5	0:38	0/1	0	0/1	0					1		1	1				4		0
*10	HARNOCK Katie	2.0	35:36	1/6	17	1/6	17						2	2	4	1			1	3	2
11	WILLIAMS Elisha	4.5	2:08							0/2	0		1	1	1				1		0
*12	FERGUSON Tracey	3.0	39:22	2/4	50	2/4	50					2	4	6	4	2	1		4	2	4
13	JEWELLS Jamey	1.0	12:29	0/1	0	0/1	0						1	1					1		0
*14	VLIEGENTHART Jessica (C)	1.0	31:17							0/2	0		2	2					5	1	0
15	FESER Tara	4.5	9:08	0/1	0	0/1	0						1	1	1				3		0
Team / Coach																					
Totals				22/58	38	22/56	39	0/2	0	11/20	55	9	29	38	19	14	3	1	26	18	55
Coach		JOHNSON Bill																			
Assistant Coach		ABBOTT-PETER Marni BROUGHTON Michael																			

	USA	CAN
Points from Turnovers	16	5
Points in the Paint	32	34
Second Chance Points	18	4
Fast Break Points	2	17

	USA	CAN
Biggest Lead	14	12
Biggest Scoring Run	8-0 (39-37)	6-0 (2-8)
Lead Changes	1	
Times Tied	3	

LEGEND

%	Shooting Percentage	(C)	Captain	*	Starters	AS	Assists	BS	Blocked Shots
DR	Defensive Rebounds	FD	Fouls Drawn	M/A	Made / Attempts	MIN	Minutes Played	OR	Offensive Rebounds
PF	Fouls	PTS	Points	Qx	Quarter Time	ST	Steals	TO	Turnovers
TOT	Total Rebounds								



Results

Game 62

CAN 74 vs 53 MEX
(30:4, 12:20, 18:12, 14:17)

Attendance: 1408

Referee: HAINES Philip (AUS)

Commissioner: REHLING Detlef (GER)

Umpire: KANNO Eisuke (JPN) / PURSGLOVE Ian (GBR)

Scoring by 5 min intervals:	CAN	Q1		Q2		Q3		Q4	
		MEX	15	30	38	42	51	60	65
		2	4	16	24	30	36	40	53

CAN - Canada

No.	Name	Sport Class	MIN	Field Goals		2 Points		3 Points		Free Throws		Rebounds			AS	TO	ST	BS	PF	FD	PTS	
				M/A	%	M/A	%	M/A	%	M/A	%	OR	DR	TOT								
4	ALLARD Elaine	1.5	7:53	1/2	50	1/2	50						1	1							2	
*5	McLACHLAN Janet (C)	4.5	17:26	10/13	77	10/13	77			4/7	57	3	10	13	2		2			6	24	
6	OHAMA Kendra	2.5	22:03	7/8	88	7/8	88			1/2	50	1	1	2	3					1	15	
*7	OUELLET Cindy	3.5	27:26	7/11	64	7/10	70	0/1	0			1	6	7	10	1			1		14	
8	STEEVES Tamara	1.5	10:00	0/3	0	0/3	0					1		1		1			1		0	
9	JACQUES Maude	2.5	15:46	1/5	20	1/5	20					1	2	3	2	4			1	1	2	
*10	HARNOCK Katie	2.0	18:09	2/7	29	2/7	29					2		2	1		1		1		4	
11	WILLIAMS Elisha	4.5	15:23	2/2	100	2/2	100			1/2	50		5	5	5				2	1	5	
*12	FERGUSON Tracey	3.0	21:25	1/1	100	1/1	100					4	4	3	1				1		2	
13	JEWELLS Jamey	1.0	11:55	1/3	33	1/3	33					1		1							2	
*14	VLIAGENTHART Jessica (C)	1.0	20:00	1/1	100	1/1	100						2	2	1	1					2	
15	FESER Tara	4.5	12:34	1/3	33	1/3	33						2	2	1				1		2	
Team / Coach																						
Totals				34/59	58	34/58	59	0/1	0	6/11	55	10	35	45	27	10	3			8	9	74
Coach		JOHNSON Bill																				
Assistant Coach		ABBOTT-PETER Marni BROUGHTON Michael																				

MEX - Mexico

No.	Name	Sport Class	MIN	Field Goals		2 Points		3 Points		Free Throws		Rebounds			AS	TO	ST	BS	PF	FD	PTS	
				M/A	%	M/A	%	M/A	%	M/A	%	OR	DR	TOT								
4	HERNANDEZ MEDRANO Maria	4.5																				
5	LOPEZ CHAVEZ Isabel	4.5																				
*6	TORRES LOPEZ Rocío	3.5	21:43	1/3	33	1/3	33					1	5	6	1				2		2	
*7	ESTRADA BERNAL Floralia	4.0	40:00	7/19	37	7/18	39	0/1	0	1/7	14	5	7	12	4	1	1		1	4	15	
*8	PEREZ PACHECO Anaisa	2.5	21:43	4/8	50	4/8	50					1	1	1		1					8	
9	VAZQUEZ DELGADILLO Lucia	4.0	18:17	5/13	38	5/13	38					1	1	6					1		10	
10	MONTANO MEJIA Maria del Carmen	4.0	13:52	3/4	75	3/4	75			0/1	0	1	1	2	1	1	1		1	1	6	
11	MARQUEZ GONZALEZ Clara Ivonne	1.0	13:52													1					0	
*12	MIRANDA ORANTES Claudia	3.0	26:08	6/15	40	6/15	40			0/2	0			3	1					2	12	
13	SUAREZ RAMOS Yasmina	3.0																				
14	VERA GALLARDO Rosa	2.0	4:25																		0	
*15	GARCIA AMADOR Wendy (C)	1.0	40:00	0/3	0	0/3	0						1	1	2	1		1	4	1	0	
Team / Coach																						
Totals				26/65	40	26/64	41	0/1	0	1/10	10	7	16	23	18	5	4	1		9	8	53
Coach		LARRAGA Pablo																				
Assistant Coach		BRUNO MIRAMONTES Jose BLANCAS Roberto Luis																				

	CAN	MEX
Points from Turnovers	5	10
Points in the Paint	44	40
Second Chance Points	10	8
Fast Break Points	12	6

	CAN	MEX
Biggest Lead	28	0
Biggest Scoring Run	16-0 (25-2)	6-0 (38-16)
Lead Changes	0	
Times Tied	0	

LEGEND

%	Shooting Percentage	(C)	Captain	*	Starters	AS	Assists	BS	Blocked Shots
DR	Defensive Rebounds	FD	Fouls Drawn	M/A	Made / Attempts	MIN	Minutes Played	OR	Offensive Rebounds
PF	Fouls	PTS	Points	Qx	Quarter Time	ST	Steals	TO	Turnovers
TOT	Total Rebounds								



Results

Game 63

CHN 72 vs 55 GBR
(17:10, 17:10, 15:11, 23:24)

Attendance: 3595

Referee: WELLS Matt (AUS)

Commissioner: MAGALLANES Juan (MEX)

Umpire: FRONCZAK Adam (POL) / RETIZ Mauro (MEX)

Scoring by 5 min intervals:	CHN	Q1		Q2		Q3		Q4	
		GBR	6	17	27	34	40	49	59
		4	10	14	20	26	31	43	55

CHN - China

No.	Name	Sport Class	MIN	Field Goals		2 Points		3 Points		Free Throws		Rebounds			AS	TO	ST	BS	PF	FD	PTS
				M / A	%	M / A	%	M / A	%	M / A	%	OR	DR	TOT							
*4	CHENG Haizhen	4.5	40:00	8/14	57	8/14	57			3/8	38	3	11	14	7	1			4	7	19
5	YANG San	4.0																			
6	WANG Xiaoyan	4.0																			
*7	FU Yongqing	4.0	23:02	6/10	60	6/10	60			0/1	0		5	5		1			4	3	12
8	LIU Man	1.0																			
9	LI Yuhui	1.5																			
10	ZHANG Yanli (C)	1.0																			
11	CHEN Qiorong	1.5																			
*12	DENG Mingzhu	2.0	40:00	4/6	67	4/6	67			0/2	0	2	3	5	1	4				3	8
*13	LI Yanhua	1.5	40:00	2/6	33	2/6	33			1/2	50	1	1	2	1				2	1	5
*14	LONG Yun	1.0	40:00	6/14	43	6/14	43			6/10	60	1	4	5	10	3		1	2	6	18
15	PENG Fengling	4.0	16:58	2/4	50	2/4	50			6/9	67	1	3	4		1			4	5	10
Team / Coach																					
Totals				28/54	52	28/54	52			16/32	50	10	31	41	19	10		1	16	25	72
Coach		WANG Zhidan																			

GBR - Great Britain

No.	Name	Sport Class	MIN	Field Goals		2 Points		3 Points		Free Throws		Rebounds			AS	TO	ST	BS	PF	FD	PTS
				M / A	%	M / A	%	M / A	%	M / A	%	OR	DR	TOT							
4	MACLEAN Caroline	2.0	14:52	0/4	0	0/3	0	0/1	0										1		0
*5	GRADY Sarah	2.5	10:01	3/8	38	2/6	33	1/2	50										3		7
*6	STRANGE Clare (C)	1.5	38:41	4/8	50	4/8	50			0/4	0	1	5	6	5	3			5	3	8
*7	FREEMAN Helen	4.0	36:54	8/15	53	7/12	58	1/3	33	5/10	50	1	8	9	9	1			4	7	22
*8	WILLIAMS Laurie	2.5	17:32	0/3	0	0/3	0			0/2	0		1	1	1	1		1	3	2	0
9	HAMER Judith	4.0	7:32	2/5	40	2/5	40					1		1							4
10	CONROY Amy	4.0	21:18	3/9	33	3/8	38	0/1	0	2/4	50	2	2	4					2	3	8
11	THOMPSON Maddie	4.5	9:09	2/8	25	2/8	25					2		2	1						4
*12	TURNER Helen	3.5	11:40									2	2						4		0
13	SUGDEN Louise (C)	2.0	25:39							2/2	100		2	2	2	2			3	1	2
14	DAVIES Natasha	1.0	6:42																		0
15	McPHEE Sarah	4.5																			
Team / Coach																					
Totals				22/60	37	20/53	38	2/7	29	9/22	41	9	24	33	18	9		1	25	16	55
Coach		PEEL Garry																			
Assistant Coach		BROWNING Jen (USA)		FISHER James																	

	CHN	GBR
Points from Turnovers	4	7
Points in the Paint	42	26
Second Chance Points	6	5
Fast Break Points	8	

	CHN	GBR
Biggest Lead	19	0
Biggest Scoring Run	8-0 (25-12)	6-0 (55-43)
Lead Changes	0	
Times Tied	1	

LEGEND

% Shooting Percentage
DR Defensive Rebounds
PF Fouls
TOT Total Rebounds

(C) Captain
FD Fouls Drawn
PTS Points

* Starters
M / A Made / Attempts
Qx Quarter Time

AS Assists
MIN Minutes Played
ST Steals

BS Blocked Shots
OR Offensive Rebounds
TO Turnovers



Results

Game 64

AUS 40 vs 39 USA
(10:12, 16:14, 12:2, 2:11)

Attendance: 4428

Referee: GAUTHIER Sebastien (CAN)

Commissioner: FODEN Emma (GBR)

Umpire: GREGORY Christopher (GBR) / BILMEZ Nureddin (TUR)

Scoring by 5 min intervals:	AUS	Q1	Q2	Q3	Q4	USA
		6 10	18 26	32 38	38 40	
		8 12	18 26	26 28	31 39	

AUS - Australia

No.	Name	Sport Class	MIN	Field Goals		2 Points		3 Points		Free Throws		Rebounds			AS	TO	ST	BS	PF	FD	PTS	
				M/A	%	M/A	%	M/A	%	M/A	%	OR	DR	TOT								
4	VINCI Sarah	1.0	8:35																		0	
*5	CRISPIN Cobi	4.0	24:37	3/10	30	3/10	30					1	3	4	1	1		1	2		6	
*6	KEAN Bridie (C)	4.0	14:55	1/4	25	1/3	33	0/1	0				3	3	3		2		2	2	2	
7	CARTER Amanda	1.0																				
8	McKENZIE Tina	3.0																				
9	del TOSO Leanne	3.5																				
*10	NOTT Clare	1.0	38:37	4/5	80	4/5	80					3	1	4		2	2	1	3		8	
*11	GAUCI Kylie	2.0	32:48	4/14	29	4/14	29					1		1	3	7	2		3	3	8	
12	CHAPLIN Shelley	3.5	25:05	0/5	0	0/5	0						4	4	3	2				3	0	
*13	STEWART Sarah	3.0	11:43	2/3	67	2/3	67								1					1	4	
14	HILL Katie	3.0	21:05	2/6	33	2/6	33					1	1	1	1		1			1	4	
15	MERRITT Amber	4.5	22:35	4/13	31	4/13	31			0/3	0	2	4	6	1	1	1	2	3		8	
Team / Coach																						
Totals				20/60	33	20/59	34	0/1	0	0/3	0	8	16	24	13	17	9	3	12	13		40
Coach		TRISCARI John																				
Assistant Coach		OSBORNE Ben GOULD David																				

USA - United States

No.	Name	Sport Class	MIN	Field Goals		2 Points		3 Points		Free Throws		Rebounds			AS	TO	ST	BS	PF	FD	PTS	
				M/A	%	M/A	%	M/A	%	M/A	%	OR	DR	TOT								
*4	MURRAY Rebecca	2.5	40:00	8/13	62	8/12	67	0/1	0	2/4	50	1	8	9	3	7	2			4	18	
*5	HUNTER Darlene	1.0	31:38	0/3	0	0/3	0						1	1	2	2	1		3		0	
6	CHEW Jennifer	1.5	8:22										1	1							0	
7	WOODSON-SMITH Andrea (C)	4.0	3:04										1	1	1						0	
*8	SCHNEIDER Natalie	4.5	31:38	1/5	20	1/5	20					2	7	9		1		1		2		
*9	MILLER Desi	3.5	31:40	6/9	67	6/9	67			2/4	50	1	1	2		3			5	3	14	
10	BINSFELD Sarah	2.5	10:03																		0	
11	CASTLE Sarah (C)	2.5																				
*12	NICHOLS Alana	2.5	29:57	1/3	33	1/3	33			1/6	17	1	4	5		4	1		3	4	3	
13	POIST Jennifer	2.0																				
14	MILFORD Mary Allison	1.0																				
15	HOLLERMANN Rose	3.5	13:38	1/5	20	1/5	20						4	4		2			1	1	2	
Team / Coach																						
Totals				17/38	45	17/37	46	0/1	0	5/14	36	6	28	34	6	28	4		13	12		39
Coach		KILEY David																				
Assistant Coach		BUCHI Matt THOMPSON Miles																				

	AUS	USA
Points from Turnovers	12	3
Points in the Paint	28	24
Second Chance Points	10	4
Fast Break Points	4	8

	AUS	USA
Biggest Lead	10	4
Biggest Scoring Run	10-0 (36-26)	9-0 (38-37)
Lead Changes	3	
Times Tied	10	

LEGEND

%	Shooting Percentage	(C)	Captain	*	Starters	AS	Assists	BS	Blocked Shots
DR	Defensive Rebounds	FD	Fouls Drawn	M/A	Made / Attempts	MIN	Minutes Played	OR	Offensive Rebounds
PF	Fouls	PTS	Points	Qx	Quarter Time	ST	Steals	TO	Turnovers
TOT	Total Rebounds								



Results

Game 65

NED 46 vs 49 GER
(8:12, 21:12, 8:12, 9:13)

Attendance: 4901

Referee: URUNUELA Juan (ESP)

Commissioner: MAGALLANES Juan (MEX)

Umpire: FARRUGIA Valerie (FRA) / GIORDANO Sergio (CAN)

Scoring by 5 min intervals:	NED	Q1		Q2		Q3		Q4	
		0	8	17	29	31	37	41	46
	GER	10	12	20	24	32	36	43	49

NED - Netherlands

No.	Name	Sport Class	MIN	Field Goals		2 Points		3 Points		Free Throws		Rebounds			AS	TO	ST	BS	PF	FD	PTS
				M/A	%	M/A	%	M/A	%	M/A	%	OR	DR	TOT							
*4	HUITZING Inge	4.5	39:07	8/18	44	8/18	44					1	11	12	8	3	1		4	2	16
5	HOUWEN Lucie	3.0																			
*6	VISSER Jitske	1.0	39:46	5/12	42	5/12	42					7	1	8	1	1			2	1	10
*7	OOSTERBAAN Roos	1.5	25:49	1/6	17	1/6	17					1	1	2	3	1	1	1			2
8	TIMMERMAN Sanne	4.5																			
9	GARNIER Petra	4.5	0:53										1	1							0
10	WEVERS Miranda	2.5																			
*11	KORVER Cher (C)	2.5	19:26	0/3	0	0/3	0					1	1	2	1	2				2	0
12	PRONK Saskia	1.0																			
13	van BERGEN Barbara	2.0	14:25	2/4	50	2/4	50			0/2	0					1			1	1	4
14	de ROOIJ-VERSLOOT Carolina	3.0	20:48	1/10	10	1/9	11	0/1	0			3	3	6	1	2			3	2	2
*15	BEIJER Mariska	4.0	39:46	5/14	36	5/14	36			2/3	67	3	9	12	4	1			2	5	12
Team / Coach																					
Totals				22/67	33	22/66	33	0/1	0	2/5	40	18	27	45	14	15	3	1	14	11	46
Coach		van der LINDEN Gertjan																			
Assistant Coach		SLOOF Irene																			

GER - Germany

No.	Name	Sport Class	MIN	Field Goals		2 Points		3 Points		Free Throws		Rebounds			AS	TO	ST	BS	PF	FD	PTS
				M/A	%	M/A	%	M/A	%	M/A	%	OR	DR	TOT							
4	ADERMANN Mareike	4.5	16:37	4/6	67	4/6	67			1/1	100		1	1	1	1	3	1	2	4	9
5	WELIN Johanna	2.0	22:00	1/3	33	1/3	33						3	3	1				1	1	2
6	DILLMANN Britt	1.0																			
*7	MUELLER Edina	2.5	18:00	2/7	29	2/7	29						1	1	3	1			1		4
*8	ZEYEN Annika	1.5	40:00	2/8	25	2/8	25					2	2	4	6				1	3	4
9	KUEHN Maria	1.0																			
*10	SCHUENEMANN Gesche	4.5	26:05	5/12	42	5/12	42						8	8	5	4	1	1	1	1	10
11	LINDHOLM Maya	2.5																			
12	BREUER Annabel	1.5	22:00	0/3	0	0/3	0					1	2	3		1			1		0
*13	BRIESSMANN Annegret	1.0	18:00										1	1							0
*14	MOHNEN Marina (C)	4.5	37:18	9/14	64	9/14	64			2/4	50	1	4	5	3	4	1	1	4	5	20
15	FRIEDRICH Heike	4.5																			
Team / Coach																					
Totals				23/53	43	23/53	43			3/5	60	4	25	29	19	12	6	3	11	14	49
Coach		GLINICKI Holger																			
Assistant Coach		HLAWAN Alexandra																			

	NED	GER
Points from Turnovers	8	14
Points in the Paint	38	28
Second Chance Points	13	4
Fast Break Points	6	4

	NED	GER
Biggest Lead	7	10
Biggest Scoring Run	12-0 (27-20)	10-0 (0-10)
Lead Changes	8	
Times Tied	2	

LEGEND

%	Shooting Percentage	(C)	Captain	*	Starters	AS	Assists	BS	Blocked Shots
DR	Defensive Rebounds	FD	Fouls Drawn	M/A	Made / Attempts	MIN	Minutes Played	OR	Offensive Rebounds
PF	Fouls	PTS	Points	Qx	Quarter Time	ST	Steals	TO	Turnovers
TOT	Total Rebounds								



Results

Game 68

MEX 37 vs 59 GBR

Attendance: 2744

(11:6, 8:12, 7:22, 11:19)

Referee: WELLS Matt (AUS)

Commissioner: REHLING Detlef (GER)

Umpire: WARMERDAM Saskia (NED) / REHLING Carsten (GER)

Scoring by 5 min intervals:	MEX	Q1		Q2		Q3		Q4	
		GBR	9	11	11	19	22	26	30
		4	6	10	18	25	40	50	59

MEX - Mexico

No.	Name	Sport Class	MIN	Field Goals		2 Points		3 Points		Free Throws		Rebounds			AS	TO	ST	BS	PF	FD	PTS
				M / A	%	M / A	%	M / A	%	M / A	%	OR	DR	TOT							
4	HERNANDEZ MEDRANO Maria	4.5																			
*5	LOPEZ CHAVEZ Isabel	4.5	22:30	3/7	43	3/5	60	0/2	0			4	4		3				2		6
6	TORRES LOPEZ Rocio	3.5	12:33	1/2	50	1/2	50					1	3	4	3	1			2		2
*7	ESTRADA BERNAL Floralia	4.0	27:45	4/10	40	4/10	40			1/3	33	2	4	6	3	1	1		4	2	9
*8	PEREZ PACHECO Anaisa	2.5	33:01	4/10	40	4/10	40			1/2	50	1	2	3	4	5			3	2	9
9	VAZQUEZ DELGADILLO Lucia	4.0	13:09	0/5	0	0/5	0					1	1	2	1					1	0
10	MONTANO MEJIA Maria del Carmen	4.0	4:03																1		0
11	MARQUEZ GONZALEZ Clara Ivonne	1.0																			
12	MIRANDA ORANTES Claudia	3.0	14:51	2/10	20	2/10	20									1					4
13	SUAREZ RAMOS Yasmina	3.0																			
*14	VERA GALLARDO Rosa	2.0	32:08	2/3	67	2/3	67			1/2	50		1	1					2	1	5
*15	GARCIA AMADOR Wendy (C)	1.0	40:00	1/6	17	1/6	17					1	1	2	1	1	1		1	2	2
Team / Coach													2	2		3					
Totals				17/53	32	17/51	33	0/2	0	3/7	43	5	18	23	13	15	3		15	8	37
Coach		LARRAGA Pablo																			
Assistant Coach		BRUNO MIRAMONTES Jose										BLANCAS Roberto Luis									

GBR - Great Britain

No.	Name	Sport Class	MIN	Field Goals		2 Points		3 Points		Free Throws		Rebounds			AS	TO	ST	BS	PF	FD	PTS	
				M / A	%	M / A	%	M / A	%	M / A	%	OR	DR	TOT								
*4	MACLEAN Caroline	2.0	23:52	0/2	0	0/2	0					1	1	2	3	6				1	1	0
5	GRADY Sarah	2.5	14:08	1/1	100	1/1	100			1/1	100					2				1	1	3
*6	STRANGE Clare (C)	1.5	34:18	1/4	25	1/4	25					7	7	4						1	2	
*7	FREEMAN Helen	4.0	30:00	7/16	44	7/16	44			2/4	50	5	4	9	9	3	2		2	5	16	
8	WILLIAMS Laurie	2.5	19:31	3/4	75	3/4	75					1	2	3	2				1	2	6	
9	HAMER Judith	4.0	4:57	1/3	33	1/3	33					1	1	1					1		2	
10	CONROY Amy	4.0	27:14	10/16	63	10/16	63			2/5	40	1	7	8		2	1		1	4	22	
11	THOMPSON Maddie	4.5	10:00	4/4	100	4/4	100					2	2	1	1	1			1		8	
12	TURNER Helen	3.5	5:01							0/2	0	1	1	2	1				1	1	0	
*13	SUGDEN Louise (C)	2.0	24:37									2	2	1	1	1				1	0	
14	DAVIES Natasha	1.0	3:34																		0	
*15	McPHEE Sarah	4.5	2:48	0/1	0	0/1	0					1	1								0	
Team / Coach												2	2		3							
Totals				27/51	53	27/51	53			5/12	42	9	30	39	21	18	5		8	15	59	
Coach		PEEL Garry																				
Assistant Coach		BROWNING Jen (USA)										FISHER James										

	MEX	GBR
Points from Turnovers	9	12
Points in the Paint	30	36
Second Chance Points	6	7
Fast Break Points	2	6

	MEX	GBR
Biggest Lead	7	24
Biggest Scoring Run	7-0 (7-0)	12-0 (26-46)
Lead Changes	5	
Times Tied	1	

LEGEND

%	Shooting Percentage	(C)	Captain	*	Starters	AS	Assists	BS	Blocked Shots
DR	Defensive Rebounds	FD	Fouls Drawn	M / A	Made / Attempts	MIN	Minutes Played	OR	Offensive Rebounds
PF	Fouls	PTS	Points	Qx	Quarter Time	ST	Steals	TO	Turnovers
TOT	Total Rebounds								



Results

Game 69

CAN 70 vs 73 CHN
(17:15, 12:14, 13:18, 28:26)

Attendance: 5783

Referee: KINDERVATER Max (GER)

Commissioner: FODEN Emma (GBR)

Umpire: BILMEZ Nureddin (TUR) / ROJA Cristian (ITA)

Scoring by 5 min intervals:	CAN	Q1		Q2		Q3		Q4	
		CHN							
		8	17	21	29	38	42	50	70
		9	15	19	29	43	47	57	73

CAN - Canada

No.	Name	Sport Class	MIN	Field Goals		2 Points		3 Points		Free Throws		Rebounds			AS	TO	ST	BS	PF	FD	PTS	
				M / A	%	M / A	%	M / A	%	M / A	%	OR	DR	TOT								
4	ALLARD Elaine	1.5	5:24	1/1	100	1/1	100													1	2	
*5	McLACHLAN Janet (C)	4.5	39:53	10/14	71	10/14	71			2/2	100		17	17	2	2	2	1	5	4	22	
6	OHAMA Kendra	2.5	10:32	2/4	50	2/4	50								1						4	
*7	OUELLET Cindy	3.5	35:24	6/13	46	6/13	46			2/5	40	4	5	9	6	2	1		4	5	14	
8	STEEVES Tamara	1.5																				
9	JACQUES Maude	2.5	5:08										1	1	1	1				1	0	
*10	HARNOCK Katie	2.0	30:16	7/16	44	7/15	47	0/1	0			1		1	7	2	1		4		14	
11	WILLIAMS Elisha	4.5																				
*12	FERGUSON Tracey	3.0	29:28	4/10	40	4/10	40					1	2	3	6	3			3		8	
13	JEWELLS Jamey	1.0	7:22	1/2	50	1/2	50						1	1	1	1			1		2	
*14	VLIAGENTHART Jessica (C)	1.0	31:50	2/3	67	2/3	67						1	1	1	1			1		4	
15	FESER Tara	4.5	4:43										2	2	1	1					0	
Team / Coach												1	3	4	2							
Totals				33/63	52	33/62	53	0/1	0	4/7	57	7	32	39	25	15	4	1	20	9	70	
Coach		JOHNSON Bill																				
Assistant Coach		ABBOTT-PETER Marni										BROUGHTON Michael										

CHN - China

No.	Name	Sport Class	MIN	Field Goals		2 Points		3 Points		Free Throws		Rebounds			AS	TO	ST	BS	PF	FD	PTS	
				M / A	%	M / A	%	M / A	%	M / A	%	OR	DR	TOT								
*4	CHENG Haizhen	4.5	40:00	8/15	53	8/15	53			4/9	44	4	6	10	4	2			1	7	20	
5	YANG San	4.0																				
6	WANG Xiaoyan	4.0																				
*7	FU Yongqing	4.0	40:00	10/17	59	10/17	59			5/11	45	1	8	9	1				3	7	25	
8	LIU Man	1.0																				
9	LI Yuhui	1.5																				
10	ZHANG Yanli (C)	1.0																				
11	CHEN Qirong	1.5	2:51																		0	
*12	DENG Mingzhu	2.0	37:09	1/6	17	1/5	20	0/1	0	0/2	0	1	6	7	4	4	2		1	4	2	
*13	LI Yanhua	1.5	40:00	1/9	11	1/9	11					2	1	3	6	2			2		2	
*14	LONG Yun	1.0	40:00	10/18	56	10/18	56			4/4	100	1	3	4	9	2	1		2	2	24	
15	PENG Fengling	4.0																				
Team / Coach												2	1	3								
Totals				30/65	46	30/64	47	0/1	0	13/26	50	11	25	36	23	9	5			9	20	73
Coach		WANG Zhidan																				

	CAN	CHN
Points from Turnovers	11	10
Points in the Paint	58	40
Second Chance Points	6	6
Fast Break Points	12	4

	CAN	CHN
Biggest Lead	6	9
Biggest Scoring Run	12-0 (62-59)	7-0 (62-66)
Lead Changes	11	
Times Tied	11	

LEGEND

%	Shooting Percentage	(C)	Captain	*	Starters	AS	Assists	BS	Blocked Shots
DR	Defensive Rebounds	FD	Fouls Drawn	M / A	Made / Attempts	MIN	Minutes Played	OR	Offensive Rebounds
PF	Fouls	PTS	Points	Qx	Quarter Time	ST	Steals	TO	Turnovers
TOT	Total Rebounds								



Results

Game 72

USA 47 vs 71 NED
(16:16, 8:22, 13:22, 10:11)

Attendance: 11189

Referee: MARQUES Rui (BRA)

Commissioner: FODEN Emma (GBR)

Umpire: HAINES Philip (AUS) / FRONCZAK Adam (POL)

Scoring by 5 min intervals:	USA NED	Q1	Q2	Q3	Q4
		10 16 4 16	20 24 27 38	28 37 50 60	43 47 69 71

USA - United States

No.	Name	Sport Class	MIN	Field Goals		2 Points		3 Points		Free Throws		Rebounds			AS	TO	ST	BS	PF	FD	PTS										
				M/A	%	M/A	%	M/A	%	M/A	%	OR	DR	TOT																	
*4	MURRAY Rebecca	2.5	36:07	9/18	50	8/13	62	1/5	20			1	5	6	4	3	1		1	2	19										
*5	HUNTER Darlene	1.0	14:23	0/2	0	0/2	0					1	2	3					1		0										
6	CHEW Jennifer	1.5	16:33							1/2	50		1	1					1	1	1										
7	WOODSON-SMITH Andrea (C)	4.0	13:04	1/2	50	1/2	50						3	3	1	1				2	2										
*8	SCHNEIDER Natalie	4.5	17:02	2/4	50	2/4	50					1	3	4	3				1		4										
*9	MILLER Desi	3.5	38:01	6/13	46	5/11	45	1/2	50			1	3	4	3	2		2	2		13										
10	BINSFELD Sarah	2.5	10:08	0/2	0	0/2	0					2		2		1			2		0										
11	CASTLE Sarah (C)	2.5	1:59													1					0										
*12	NICHOLS Alana	2.5	35:15	4/8	50	4/8	50			0/2	0	1	4	5	3	7			3	2	8										
13	POIST Jennifer	2.0	6:25	0/1	0	0/1	0								1					1	0										
14	MILFORD Mary Allison	1.0	6:32																		0										
15	HOLLERMANN Rose	3.5	4:31	0/1	0			0/1	0				1	1					1	2	0										
Team / Coach												2	2	4		5															
Totals				22/51	43	20/43	47	2/8	25	1/4	25	9	24	33	15	20	1	2	14	8	47										
Coach		KILEY David																													
Assistant Coach		BUCHI Matt THOMPSON Miles																													

NED - Netherlands

No.	Name	Sport Class	MIN	Field Goals		2 Points		3 Points		Free Throws		Rebounds			AS	TO	ST	BS	PF	FD	PTS										
				M/A	%	M/A	%	M/A	%	M/A	%	OR	DR	TOT																	
*4	HUITZING Inge	4.5	38:14	11/18	61	10/17	59	1/1	100	3/3	100	1	6	7	11	1				5	26										
5	HOUWEN Lucie	3.0																													
*6	VISSER Jitske	1.0	38:14	1/3	33	1/3	33					1		1	1	1		3	1	2											
*7	OOSTERBAAN Roos	1.5	38:56	6/11	55	6/11	55			0/1	0	1	3	4	3	1	1	1	2	1	12										
8	TIMMERMAN Sanne	4.5																													
9	GARNIER Petra	4.5	1:29										1	1							0										
10	WEVERS Miranda	2.5	1:46																		0										
*11	KORVER Cher (C)	2.5	17:07	1/3	33	0/1	0	1/2	50			1	1	2	3		1				3										
12	PRONK Saskia	1.0	1:04																		0										
13	van BERGEN Barbara	2.0	1:46	0/1	0	0/1	0									1					0										
14	de ROOIJ-VERSLOOT Carolina	3.0	22:53	0/4	0	0/4	0			1/2	50		1	1	3	1			1	1	1										
*15	BEIJER Mariska	4.0	38:31	11/23	48	11/23	48			5/8	63	5	4	9	3	1		1	2	6	27										
Team / Coach												2	3	5		2															
Totals				30/63	48	28/60	47	2/3	67	9/14	64	11	19	30	24	8	3	2	8	14	71										
Coach		van der LINDEN Gertjan																													
Assistant Coach		SLOOF Irene																													

	USA	NED
Points from Turnovers	7	18
Points in the Paint	24	38
Second Chance Points	8	11
Fast Break Points	6	6

	USA	NED
Biggest Lead	6	26
Biggest Scoring Run	5-0 (40-60)	14-0 (20-32)
Lead Changes	3	
Times Tied	6	

LEGEND

%	Shooting Percentage	(C)	Captain	*	Starters	AS	Assists	BS	Blocked Shots
DR	Defensive Rebounds	FD	Fouls Drawn	M/A	Made / Attempts	MIN	Minutes Played	OR	Offensive Rebounds
PF	Fouls	PTS	Points	Qx	Quarter Time	ST	Steals	TO	Turnovers
TOT	Total Rebounds								



Results

Game 73

AUS 44 vs 58 GER

Attendance: 12985

(10:14, 9:12, 9:8, 16:24)

Referee: GIORDANO Sergio (CAN)

Commissioner: MAGALLANES Juan (MEX)

Umpire: HARGREAVES Darrell (USA) / QUINTANA Mati (ARG)

Scoring by 5 min intervals:	AUS	Q1	Q2	Q3	Q4	GER
		4 10	16 19	23 28	38 44	
		4 14	20 26	30 34	46 58	

AUS - Australia

No.	Name	Sport Class	MIN	Field Goals		2 Points		3 Points		Free Throws		Rebounds			AS	TO	ST	BS	PF	FD	PTS	
				M/A	%	M/A	%	M/A	%	M/A	%	OR	DR	TOT								
4	VINCI Sarah	1.0	10:39	1/2	50	1/2	50															2
*5	CRISPIN Cobi	4.0	29:40	3/11	27	3/11	27			0/2	0	3	2	5	3	1			3	4		6
*6	KEAN Bridie (C)	4.0	13:02	0/2	0	0/2	0			1/2	50	1	3	4	1	1			2	1		1
7	CARTER Amanda	1.0																				
8	McKENZIE Tina	3.0																				
9	del TOSO Leanne	3.5																				
*10	NOTT Clare	1.0	33:12	3/7	43	3/6	50	0/1	0	0/2	0	1	1	2					3	1		6
*11	GAUCI Kylie	2.0	36:09	7/18	39	6/14	43	1/4	25	0/2	0	1	3	4	5		1		4	4		15
12	CHAPLIN Shelley	3.5	26:58	4/8	50	4/8	50			0/2	0	1	1	2	5	1	1		3	1		8
*13	STEWART Sarah	3.0	14:12	1/2	50	1/2	50					1	3	4			1		1			2
14	HILL Katie	3.0	21:57	2/4	50	2/4	50						1	1	2	1			2	1		4
15	MERRITT Amber	4.5	14:11	0/5	0	0/5	0			0/2	0	1	4	5	1				1	3		0
Team / Coach												1		1	2							
Totals				21/59	36	20/54	37	1/5	20	1/12	8	10	18	28	10	10	7		19	15		44
Coach		TRISCARI John																				
Assistant Coach		OSBORNE Ben										GOULD David										

GER - Germany

No.	Name	Sport Class	MIN	Field Goals		2 Points		3 Points		Free Throws		Rebounds			AS	TO	ST	BS	PF	FD	PTS	
				M/A	%	M/A	%	M/A	%	M/A	%	OR	DR	TOT								
4	ADERMANN Mareike	4.5	23:41	8/12	67	8/12	67			3/4	75	1	4	5	5	1			4	4		19
5	WELIN Johanna	2.0	19:27	2/3	67	2/3	67					1	1	2	1	1			1			4
*6	DILLMANN Britt	1.0	16:36										1	1					1			0
*7	MUELLER Edina	2.5	20:33	4/7	57	4/7	57			0/2	0	1	1	2					2	2		8
*8	ZEYEN Annika	1.5	40:00	6/11	55	6/11	55			0/4	0	2	4	6	5	2			1	4		12
9	KUEHN Maria	1.0																				
*10	SCHUENEMANN Gesche	4.5	16:42	1/5	20	1/3	33	0/2	0	2/4	50		8	8	2	1			1	5		4
11	LINDHOLM Maya	2.5																				
12	BREUER Annabel	1.5	19:27									1	1	2					2			0
13	BRIESSMANN Annegret	1.0	3:57										1	1								0
*14	MOHNEN Marina (C)	4.5	39:37	5/13	38	5/13	38			1/2	50	1	8	9	3	4	1	2	3	4		11
15	FRIEDRICH Heike	4.5																				
Team / Coach												2	3	5		5						
Totals				26/51	51	26/49	53	0/2	0	6/16	38	9	32	41	16	14	1	2	15	19		58
Coach		GLINICKI Holger																				
Assistant Coach		HLAWAN Alexandra																				

	AUS	GER
Points from Turnovers	12	8
Points in the Paint	32	40
Second Chance Points	8	8
Fast Break Points	2	6

	AUS	GER
Biggest Lead	6	14
Biggest Scoring Run	6-0 (10-4)	10-0 (10-14)
Lead Changes	1	
Times Tied	3	

LEGEND

%	Shooting Percentage	(C)	Captain	*	Starters	AS	Assists	BS	Blocked Shots
DR	Defensive Rebounds	FD	Fouls Drawn	M/A	Made / Attempts	MIN	Minutes Played	OR	Offensive Rebounds
PF	Fouls	PTS	Points	Qx	Quarter Time	ST	Steals	TO	Turnovers
TOT	Total Rebounds								



Wheelchair Basketball

Women



Cumulative Statistics

GER - Germany

After 7 games

No.	Name	Sport Class	GP	MIN	MPG	Field Goals			2 Points			3 Points		Free Throws			Rebounds			AS	TO	ST	BS	PF	FD	PTS	PPG				
						M / A	%	M / A	%	M / A	%	M / A	%	OR	DR	TOT															
14	MOHNEN Marina	4.5	7	239	34:12	48/89	54	48/89	54			11/17	65	6	39	45	27	18	12	5	18	19	107	15.3							
8	ZEYEN Annika	1.5	7	253	36:08	41/76	54	41/75	55	0/1	0	6/12	50	10	25	35	38	9	2		11	14	88	12.6							
10	SCHUENEMANN Gesche	4.5	7	159	22:41	33/80	41	27/67	40	6/13	46	12/18	67	8	54	62	30	14	7	1	11	29	84	12.0							
4	ADERMANN Mareike	4.5	7	125	17:50	27/48	56	27/48	56			7/13	54	4	25	29	16	6	5	1	15	17	61	8.7							
15	FRIEDRICH Heike	4.5	2	37	18:23	7/9	78	7/9	78			0/2	0	1	9	10	5	6	1	1	5	1	14	7.0							
7	MUELLER Edina	2.5	7	134	19:11	17/38	45	17/38	45			0/2	0	2	9	11	15	6	2	2			12	3	34	4.9					
5	WELIN Johanna	2.0	7	116	16:37	8/19	42	8/19	42			0/2	0	4	8	12	7	4	2				5	2	16	2.3					
11	LINDHOLM Maya	2.5	2	29	14:39	2/5	40	2/5	40					1	2	3	4	2						4	2.0						
12	BREUER Annabel	1.5	7	133	18:58	2/12	17	2/12	17			1/2	50	2	8	10	1	4	2	1	12	5	5	0.7							
6	DILLMANN Britt	1.0	5	88	17:36	1/5	20	1/5	20			1/2	50	4	1	5						8	1	3	0.6						
13	BRIESSMANN Annegret	1.0	6	52	8:42	0/1	0	0/1	0						4	4						5									
9	KUEHN Maria	1.0	2	34	16:55	0/2	0	0/2	0						1	2	3														
Team / Coach																	8	25	33		15										
Totals						186/384	48	180/370	49	6/14	43	38/70	54	51	211	262	143	87	33	11	102	91	416	59.4							
Biggest Scoring Run						128/399	32	126/381	33	2/18	11	34/82	41	76	156	232	80	94	27	3	91	101	292	41.7							

AVERAGES PER GAME

	GER	Opponents
Points from Turnovers	83	59
Points in the Paint	250	182
Second Chance Points	43	58
Fast Break Points	57	24

	GER	Opponents
Total Field Goals Made	26.6	18.3
2 Points Field Goals Made	25.7	18.0
3 Points Field Goals Made	0.9	0.3
Free Throws Made	5.4	4.9
Offensive Rebounds	7.3	10.9
Defensive Rebounds	30.1	22.3
Total Rebounds	37.4	33.1
Assists	20.4	11.4
Fouls	14.6	13.0
Turnovers	12.4	13.4
Steals	4.7	3.9
Blocked Shots	1.6	0.4
Points from Turnovers	11.9	8.4
Points in the Paint	35.7	26.0
Second Chance Points	6.1	8.3
Fast Break Points	8.1	3.4

LEGEND

%	Shooting Percentage	AS	Assists	BS	Blocked Shots	DR	Defensive Rebounds	FD	Fouls Drawn
GP	Games Played	M / A	Made / Attempts	MIN	Minutes Played	MPG	Minutes Played per Game	OR	Offensive Rebounds
PF	Fouls	PPG	Points per Game	PTS	Points	ST	Steals	TO	Turnovers
TOT	Total Rebounds								



Wheelchair Basketball

Women



Cumulative Statistics

AUS - Australia

After 7 games

No.	Name	Sport Class	GP	MIN	MPG	Field Goals			2 Points			3 Points		Free Throws		Rebounds			AS	TO	ST	BS	PF	FD	PTS	PPG
						M / A	%	M / A	%	M / A	%	M / A	%	OR	DR	TOT										
15	MERRITT Amber	4.5	7	153	21:49	40/78	51	40/77	52	0/1	0	3/12	25	11	30	41	6	8	5	2	16	16	83	11.9		
5	CRISPIN Cobi	4.0	7	180	25:40	33/77	43	33/77	43			6/14	43	13	34	47	11	13	4	1	18	17	72	10.3		
11	GAUCI Kylie	2.0	7	186	26:31	26/74	35	24/68	35	2/6	33	0/2	0	4	11	15	28	14	5		9	12	54	7.7		
10	NOTT Clare	1.0	7	212	30:15	18/33	55	18/32	56	0/1	0	1/7	14	6	14	20	7	7	4	3	10	4	37	5.3		
12	CHAPLIN Shelley	3.5	7	166	23:47	13/49	27	13/48	27	0/1	0	0/7	0	5	15	20	28	10	4		12	13	26	3.7		
14	HILL Katie	3.0	7	107	15:16	12/30	40	12/30	40			1/1	100	1	7	8	6	4	2		4	4	25	3.6		
13	STEWART Sarah	3.0	7	83	11:55	12/27	44	12/27	44			1/5	20	4	12	16	12	2	2		7	6	25	3.6		
6	KEAN Bridie	4.0	7	109	15:32	7/27	26	7/26	27	0/1	0	2/8	25	5	27	32	6	4	6		8	8	16	2.3		
7	CARTER Amanda	1.0	3	38	12:35	3/5	60	3/5	60			1/1	100	4		4		1	1		1	1	7	2.3		
9	del TOSO Leanne	3.5	3	24	8:03	2/7	29	2/7	29					2	7	9	2	3			2	1	4	1.3		
4	VINCI Sarah	1.0	7	125	17:49	4/9	44	4/9	44					2	6	8	1	2	2	1	4	1	8	1.1		
8	McKENZIE Tina	3.0	2	18	8:54	0/2	0	0/2	0							4	4	2	1		2					
Team / Coach														7	12	19		15								
Totals						170/418	41	168/408	41	2/10	20	15/57	26	64	179	243	109	84	35	7	93	83	357	51.0		
Biggest Scoring Run						136/349	39	136/332	41	0/17	0	42/85	49	42	199	241	89	112	24	5	84	93	314	44.9		

AVERAGES PER GAME

	AUS	Opponents
Points from Turnovers	74	52
Points in the Paint	226	202
Second Chance Points	48	36
Fast Break Points	24	44

	AUS	Opponents
Total Field Goals Made	24.3	19.4
2 Points Field Goals Made	24.0	19.4
3 Points Field Goals Made	0.3	
Free Throws Made	2.1	6.0
Offensive Rebounds	9.1	6.0
Defensive Rebounds	25.6	28.4
Total Rebounds	34.7	34.4
Assists	15.6	12.7
Fouls	13.3	12.0
Turnovers	12.0	16.0
Steals	5.0	3.4
Blocked Shots	1.0	0.7
Points from Turnovers	10.6	7.4
Points in the Paint	32.3	28.9
Second Chance Points	6.9	5.1
Fast Break Points	3.4	6.3

LEGEND

%	Shooting Percentage	AS	Assists	BS	Blocked Shots	DR	Defensive Rebounds	FD	Fouls Drawn
GP	Games Played	M / A	Made / Attempts	MIN	Minutes Played	MPG	Minutes Played per Game	OR	Offensive Rebounds
PF	Fouls	PPG	Points per Game	PTS	Points	ST	Steals	TO	Turnovers
TOT	Total Rebounds								



Wheelchair Basketball

Women



Cumulative Statistics

NED - Netherlands

After 7 games

No.	Name	Sport Class	GP	MIN	MPG	Field Goals		2 Points		3 Points		Free Throws		Rebounds			AS	TO	ST	BS	PF	FD	PTS	PPG
						M / A	%	M / A	%	M / A	%	M / A	%	OR	DR	TOT								
15	BEIJER Mariska	4.0	7	232	33:04	67/120	56	67/120	56			28/41	68	29	56	85	5	9	7	2	13	36	162	23.1
4	HUITZING Inge	4.5	7	248	35:29	44/118	37	43/116	37	1/2	50	23/29	79	9	58	67	62	15	4		12	27	112	16.0
7	OOSTERBAAN Roos	1.5	7	230	32:52	16/40	40	16/40	40			1/3	33	7	28	35	17	4	2	2	12	5	33	4.7
6	VISSER Jitske	1.0	7	227	32:29	14/40	35	14/40	35			0/4	0	14	6	20	7	7	1	1	10	6	28	4.0
14	de ROOIJ-VERSLOOT Carolina	3.0	7	148	21:09	11/42	26	11/41	27	0/1	0	1/6	17	7	13	20	13	5			6	7	23	3.3
13	van BERGEN Barbara	2.0	7	103	14:44	11/31	35	11/31	35			1/7	14	7	6	13	5	8	2		7	6	23	3.3
11	KORVER Cher	2.5	7	170	24:19	9/38	24	8/36	22	1/2	50	2/6	33	9	18	27	30	11	3	1	10	9	21	3.0
9	GARNIER Petra	4.5	7	27	3:48	5/12	42	5/12	42						3	7	10				2		10	1.4
10	WEVERS Miranda	2.5	3	11	3:43																			
12	PRONK Saskia	1.0	2	2	0:52																			
8	TIMMERMAN Sanne	4.5	1	1	0:46																			
5	HOUWEN Lucie	3.0	1	1	0:41																			
Team / Coach														8	17	25		6						
Totals						177/441	40	175/436	40	2/5	40	56/96	58	93	209	302	139	66	19	6	72	96	412	58.9
Biggest Scoring Run						151/399	38	148/377	39	3/22	14	22/50	44	48	187	235	107	71	17	10	97	70	327	46.7

AVERAGES PER GAME

	NED	Opponents
Points from Turnovers	69	47
Points in the Paint	270	172
Second Chance Points	80	33
Fast Break Points	47	22

	NED	Opponents
Total Field Goals Made	25.3	21.6
2 Points Field Goals Made	25.0	21.1
3 Points Field Goals Made	0.3	0.4
Free Throws Made	8.0	3.1
Offensive Rebounds	13.3	6.9
Defensive Rebounds	29.9	26.7
Total Rebounds	43.1	33.6
Assists	19.9	15.3
Fouls	10.3	13.9
Turnovers	9.4	10.1
Steals	2.7	2.4
Blocked Shots	0.9	1.4
Points from Turnovers	9.9	6.7
Points in the Paint	38.6	24.6
Second Chance Points	11.4	4.7
Fast Break Points	6.7	3.1

LEGEND

%	Shooting Percentage	AS	Assists	BS	Blocked Shots	DR	Defensive Rebounds	FD	Fouls Drawn
GP	Games Played	M / A	Made / Attempts	MIN	Minutes Played	MPG	Minutes Played per Game	OR	Offensive Rebounds
PF	Fouls	PPG	Points per Game	PTS	Points	ST	Steals	TO	Turnovers
TOT	Total Rebounds								



Wheelchair Basketball

Women



Cumulative Statistics

USA - United States

After 7 games

No.	Name	Sport Class	GP	MIN	MPG	Field Goals			2 Points			3 Points		Free Throws		Rebounds			AS	TO	ST	BS	PF	FD	PTS	PPG		
						M / A	%	M / A	%	M / A	%	M / A	%	OR	DR	TOT												
4	MURRAY Rebecca	2.5	7	261	37:14	54/124	44	50/96	52	4/28	14	22/28	79	9	47	56	41	17	9	1	8	26	134	19.1				
9	MILLER Desi	3.5	7	249	35:31	49/99	49	48/94	51	1/5	20	16/35	46	12	27	39	13	11	4	4	16	31	115	16.4				
8	SCHNEIDER Natalie	4.5	7	145	20:44	21/48	44	21/48	44			5/6	83	7	28	35	8	4	4	2	7	7	47	6.7				
12	NICHOLS Alana	2.5	7	167	23:51	17/40	43	17/40	43			5/18	28	14	21	35	15	16	4		13	19	39	5.6				
15	HOLLERMANN Rose	3.5	7	103	14:40	13/38	34	12/36	33	1/2	50	0/3	0	6	13	19	7	5	1		7	8	27	3.9				
7	WOODSON-SMITH Andrea	4.0	7	54	7:47	8/14	57	8/14	57			1/6	17	2	12	14	7	6			9	3	17	2.4				
5	HUNTER Darlene	1.0	7	141	20:08	4/15	27	4/15	27			0/8	0	5	8	13	4	3	5		10	6	8	1.1				
11	CASTLE Sarah	2.5	6	71	11:50	2/11	18	2/11	18			0/2	0	8	12	20	10	5			6	2	4	0.7				
13	POIST Jennifer	2.0	3	27	9:02	1/2	50	1/2	50						4	4	2	1				1	2	0.7				
6	CHEW Jennifer	1.5	7	100	14:15	1/4	25	1/4	25			2/4	50	2	5	7	7	3	2	1	5	2	4	0.6				
14	MILFORD Mary Allison	1.0	4	28	6:54	1/2	50	1/2	50						2	2	1	1		1	1		2	0.5				
10	BINSFELD Sarah	2.5	7	80	11:23	0/3	0	0/3	0			0/4	0	4	5	9	2	2			4	3						
Team / Coach																	8	21	29		20							
Totals						171/400	43	165/365	45	6/35	17	51/114	45	77	205	282	117	94	29	9	86	108	399	57.0				
Biggest Scoring Run						151/403	37	149/392	38	2/11	18	38/80	48	60	175	235	112	100	25	7	109	86	342	48.9				

AVERAGES PER GAME

	USA	Opponents
Points from Turnovers	92	59
Points in the Paint	206	230
Second Chance Points	75	43
Fast Break Points	27	50

	USA	Opponents
Total Field Goals Made	24.4	21.6
2 Points Field Goals Made	23.6	21.3
3 Points Field Goals Made	0.9	0.3
Free Throws Made	7.3	5.4
Offensive Rebounds	11.0	8.6
Defensive Rebounds	29.3	25.0
Total Rebounds	40.3	33.6
Assists	16.7	16.0
Fouls	12.3	15.6
Turnovers	13.4	14.3
Steals	4.1	3.6
Blocked Shots	1.3	1.0
Points from Turnovers	13.1	8.4
Points in the Paint	29.4	32.9
Second Chance Points	10.7	6.1
Fast Break Points	3.9	7.1

LEGEND

%	Shooting Percentage	AS	Assists	BS	Blocked Shots	DR	Defensive Rebounds	FD	Fouls Drawn
GP	Games Played	M / A	Made / Attempts	MIN	Minutes Played	MPG	Minutes Played per Game	OR	Offensive Rebounds
PF	Fouls	PPG	Points per Game	PTS	Points	ST	Steals	TO	Turnovers
TOT	Total Rebounds								



Wheelchair Basketball

Women



Cumulative Statistics

CHN - China

After 7 games

No.	Name	Sport Class	GP	MIN	MPG	Field Goals			2 Points			3 Points		Free Throws		Rebounds			AS	TO	ST	BS	PF	FD	PTS	PPG
						M / A	%	M / A	%	M / A	%	M / A	%	OR	DR	TOT										
4	CHENG Haizhen	4.5	7	212	30:16	46/89	52	46/89	52			23/46	50	15	50	65	25	13	2	2	17	34	115	16.4		
14	LONG Yun	1.0	7	263	37:34	33/84	39	33/83	40	0/1	0	18/34	53	9	21	30	43	20	3	1	17	30	84	12.0		
7	FU Yongqing	4.0	7	202	28:50	38/77	49	38/76	50	0/1	0	7/19	37	8	46	54	7	8	3	1	25	21	83	11.9		
15	PENG Fengling	4.0	6	136	22:39	12/29	41	12/29	41			11/20	55	5	16	21	10	7	3	2	11	17	35	5.8		
13	LI Yanhua	1.5	7	199	28:25	14/43	33	14/43	33			3/6	50	5	7	12	14	5	4		8	6	31	4.4		
6	WANG Xiaoyan	4.0	5	82	16:24	9/20	45	9/20	45			2/6	33	3	8	11	4	7	4		1	7	20	4.0		
12	DENG Mingzhu	2.0	7	154	21:59	11/31	35	11/30	37	0/1	0	0/6	0	6	14	20	8	10	3		6	8	22	3.1		
11	CHEN Qiurong	1.5	6	71	11:53	6/13	46	6/13	46			3/6	50	3	3	4	7	4			4	5	15	2.5		
10	ZHANG Yanli	1.0	5	68	13:34	5/11	45	5/11	45			1/2	50	1	14	15	7	5	2		4	2	11	2.2		
8	LIU Man	1.0	3	24	7:50	2/3	67	2/3	67					1	1	2		1			1	1	4	1.3		
5	YANG San	4.0	3	11	3:49	1/1	100	1/1	100						4	4	2	1			2	1	2	0.7		
9	LI Yuhui	1.5	1	3	2:59																					
Team / Coach															12	21	33		2			1				
Totals						177/401	44	177/398	44	0/3	0	68/145	47	68	202	270	124	86	28	6	97	132	422	60.3		
Biggest Scoring Run						168/423	40	160/399	40	8/24	33	44/99	44	71	196	267	123	104	28	10	134	95	388	55.4		

AVERAGES PER GAME

	CHN	Opponents
Points from Turnovers	60	73
Points in the Paint	268	230
Second Chance Points	57	54
Fast Break Points	48	33

	CHN	Opponents
Total Field Goals Made	25.3	24.0
2 Points Field Goals Made	25.3	22.9
3 Points Field Goals Made		1.1
Free Throws Made	9.7	6.3
Offensive Rebounds	9.7	10.1
Defensive Rebounds	28.9	28.0
Total Rebounds	38.6	38.1
Assists	17.7	17.6
Fouls	13.9	19.1
Turnovers	12.3	14.9
Steals	4.0	4.0
Blocked Shots	0.9	1.4
Points from Turnovers	8.6	10.4
Points in the Paint	38.3	32.9
Second Chance Points	8.1	7.7
Fast Break Points	6.9	4.7

LEGEND

%	Shooting Percentage	AS	Assists	BS	Blocked Shots	DR	Defensive Rebounds	FD	Fouls Drawn
GP	Games Played	M / A	Made / Attempts	MIN	Minutes Played	MPG	Minutes Played per Game	OR	Offensive Rebounds
PF	Fouls	PPG	Points per Game	PTS	Points	ST	Steals	TO	Turnovers
TOT	Total Rebounds								



Wheelchair Basketball

Women



Cumulative Statistics

CAN - Canada

After 7 games

No.	Name	Sport Class	GP	MIN	MPG	Field Goals			2 Points			3 Points		Free Throws		Rebounds			AS	TO	ST	BS	PF	FD	PTS	PPG					
						M / A	%	M / A	%	M / A	%	M / A	%	OR	DR	TOT															
5	McLACHLAN Janet	4.5	7	221	31:38	76/139	55	76/134	57	0/5	0	30/42	71	21	96	117	13	12	8	6	19	39	182	26.0							
7	OUELLET Cindy	3.5	7	233	33:19	36/93	39	36/89	40	0/4	0	10/17	59	14	31	45	50	19	5		15	19	82	11.7							
10	HARNOCK Katie	2.0	7	215	30:44	36/86	42	35/77	45	1/9	11			7	20	27	24	10	5	1	13	8	73	10.4							
12	FERGUSON Tracey	3.0	7	223	31:50	13/37	35	13/37	35			2/4	50	5	16	21	31	13	2		18	5	28	4.0							
6	OHAMA Kendra	2.5	7	56	7:57	12/20	60	12/20	60			1/2	50	2	2	4	5		1		2	1	25	3.6							
15	FESER Tara	4.5	7	65	9:18	7/17	41	7/17	41			2/4	50	1	15	16	9	5			10	2	16	2.3							
11	WILLIAMS Elisha	4.5	4	33	8:14	4/6	67	4/6	67			1/7	14	1	10	11	6	3			4	4	9	2.3							
14	VLIEGENTHART Jessica	1.0	7	187	26:39	7/14	50	7/14	50			0/2	0	1	10	11	4	2			15	5	14	2.0							
13	JEWELLS Jamey	1.0	7	85	12:06	5/13	38	5/13	38					2	3	5	2	4			3	1	10	1.4							
4	ALLARD Elaine	1.5	6	39	6:27	3/5	60	3/5	60						1	1	1				1		6	1.0							
9	JACQUES Maude	2.5	5	26	5:16	1/8	13	1/8	13					2	3	5	4	5	1		6	1	2	0.4							
8	STEEVES Tamara	1.5	3	17	5:37	0/4	0	0/4	0					1	1	2	1	1			3										
Team / Coach																	5	22	27		6										
Totals						200/442	45	199/424	47	1/18	6	46/78	59	62	230	292	150	80	22	7	109	85	447	63.9							
Biggest Scoring Run						177/451	39	175/432	41	2/19	11	58/118	49	79	191	270	134	67	31	6	85	109	414	59.1							

AVERAGES PER GAME

	CAN	Opponents
Points from Turnovers	51	65
Points in the Paint	308	242
Second Chance Points	56	70
Fast Break Points	69	26

	CAN	Opponents
Total Field Goals Made	28.6	25.3
2 Points Field Goals Made	28.4	25.0
3 Points Field Goals Made	0.1	0.3
Free Throws Made	6.6	8.3
Offensive Rebounds	8.9	11.3
Defensive Rebounds	32.9	27.3
Total Rebounds	41.7	38.6
Assists	21.4	19.1
Fouls	15.6	12.1
Turnovers	11.4	9.6
Steals	3.1	4.4
Blocked Shots	1.0	0.9
Points from Turnovers	7.3	9.3
Points in the Paint	44.0	34.6
Second Chance Points	8.0	10.0
Fast Break Points	9.9	3.7

LEGEND

%	Shooting Percentage	AS	Assists	BS	Blocked Shots	DR	Defensive Rebounds	FD	Fouls Drawn
GP	Games Played	M / A	Made / Attempts	MIN	Minutes Played	MPG	Minutes Played per Game	OR	Offensive Rebounds
PF	Fouls	PPG	Points per Game	PTS	Points	ST	Steals	TO	Turnovers
TOT	Total Rebounds								



Wheelchair Basketball

Women



Cumulative Statistics

GBR - Great Britain

After 7 games

No.	Name	Sport Class	GP	MIN	MPG	Field Goals			2 Points			3 Points		Free Throws		Rebounds			AS	TO	ST	BS	PF	FD	PTS	PPG
						M / A	%	M / A	%	M / A	%	M / A	%	OR	DR	TOT										
7	FREEMAN Helen	4.0	7	231	32:57	40/128	31	38/119	32	2/9	22	15/33	45	14	40	54	50	29	5		13	37	97	13.9		
10	CONROY Amy	4.0	7	189	26:55	34/79	43	34/78	44	0/1	0	10/24	42	8	32	40		5	2	1	6	24	78	11.1		
6	STRANGE Clare	1.5	7	251	35:53	14/38	37	14/37	38	0/1	0	0/10	0	6	33	39	13	9	5		12	11	28	4.0		
8	WILLIAMS Laurie	2.5	7	180	25:38	10/29	34	10/29	34			0/2	0	6	14	20	10	7		2	11	5	20	2.9		
11	THOMPSON Maddie	4.5	6	45	7:30	8/29	28	8/28	29	0/1	0	0/2	0	3	5	8	9	1	1		2	3	16	2.7		
5	GRADY Sarah	2.5	7	62	8:50	8/21	38	7/18	39	1/3	33	1/2	50	1	5	6		3	1		9	3	18	2.6		
12	TURNER Helen	3.5	7	57	8:10	8/15	53	8/15	53			1/4	25	3	9	12	1	1			6	4	17	2.4		
9	HAMER Judith	4.0	6	38	6:23	6/21	29	6/21	29			2/5	40	1	8	9					2	3	14	2.3		
4	MACLEAN Caroline	2.0	7	142	20:19	5/20	25	5/19	26	0/1	0	0/2	0	2	2	4	12	8	1		9	2	10	1.4		
13	SUGDEN Louise	2.0	7	177	25:17	2/8	25	2/8	25			5/6	83	6	22	28	6	9	2		20	11	9	1.3		
15	McPHEE Sarah	4.5	3	10	3:25	1/3	33	1/3	33						3	3				1			2	0.7		
14	DAVIES Natasha	1.0	3	18	6:00									1		1						1				
Team / Coach														9	16	25		15								
Totals						136/391	35	133/375	35	3/16	19	34/90	38	60	189	249	101	88	17	4	90	104	309	44.1		
Biggest Scoring Run						168/406	41	168/399	42	0/7	0	45/82	55	64	212	276	114	75	20	6	105	90	381	54.4		

AVERAGES PER GAME

	GBR	Opponents
Points from Turnovers	40	59
Points in the Paint	186	250
Second Chance Points	44	50
Fast Break Points	10	48

	GBR	Opponents
Total Field Goals Made	19.4	24.0
2 Points Field Goals Made	19.0	24.0
3 Points Field Goals Made	0.4	
Free Throws Made	4.9	6.4
Offensive Rebounds	8.6	9.1
Defensive Rebounds	27.0	30.3
Total Rebounds	35.6	39.4
Assists	14.4	16.3
Fouls	12.9	15.0
Turnovers	12.6	10.7
Steals	2.4	2.9
Blocked Shots	0.6	0.9
Points from Turnovers	5.7	8.4
Points in the Paint	26.6	35.7
Second Chance Points	6.3	7.1
Fast Break Points	1.4	6.9

LEGEND

%	Shooting Percentage	AS	Assists	BS	Blocked Shots	DR	Defensive Rebounds	FD	Fouls Drawn
GP	Games Played	M / A	Made / Attempts	MIN	Minutes Played	MPG	Minutes Played per Game	OR	Offensive Rebounds
PF	Fouls	PPG	Points per Game	PTS	Points	ST	Steals	TO	Turnovers
TOT	Total Rebounds								



Wheelchair Basketball

Women



Cumulative Statistics

MEX - Mexico

After 7 games

No.	Name	Sport Class	GP	MIN	MPG	Field Goals			2 Points			3 Points			Free Throws			Rebounds			AS	TO	ST	BS	PF	FD	PTS	PPG
						M / A	%	M / A	%	M / A	%	M / A	%	OR	DR	TOT												
7	ESTRADA BERNAL Floralia	4.0	7	240	34:13	41/105	39	40/96	42	1/9	11	9/34	26	17	64	81	22	12	6	2	16	36	92	13.1				
9	VAZQUEZ DELGADILLO Lucia	4.0	7	144	20:34	29/74	39	29/74	39			4/9	44	5	18	23	17	18	1		12	9	62	8.9				
8	PEREZ PACHECO Anaïsa	2.5	7	178	25:26	17/42	40	17/42	40			3/6	50	6	8	14	17	12	2		8	4	37	5.3				
12	MIRANDA ORANTES Claudia	3.0	7	117	16:40	16/61	26	16/61	26			0/2	0	3	4	7	7	8	2		3	3	32	4.6				
6	TORRES LOPEZ Rocio	3.5	7	134	19:04	9/22	41	9/21	43	0/1	0	2/6	33	5	30	35	9	7	1		6	4	20	2.9				
10	MONTANO MEJIA Maria del Carmen	4.0	6	61	10:09	7/13	54	7/13	54			0/2	0	1	8	9	3	4	1		5	3	14	2.3				
15	GARCIA AMADOR Wendy	1.0	7	272	38:55	6/30	20	6/30	20			2/4	50	4	21	25	9	8	1	2	17	6	14	2.0				
5	LOPEZ CHAVEZ Isabel	4.5	6	52	8:42	3/11	27	3/9	33	0/2	0	1/4	25	1	5	6		7			6	5	7	1.2				
14	VERA GALLARDO Rosa	2.0	7	102	14:31	2/5	40	2/5	40			1/2	50	2	4	6		4	1		4	4	5	0.7				
13	SUAREZ RAMOS Yasmina	3.0	2	9	4:42	0/3	0	0/3	0			1/2	50										1	1	0.5			
11	MARQUEZ GONZALEZ Clara Ivonne	1.0	6	86	14:21										4	4		1	2		3	1						
4	HERNANDEZ MEDRANO Maria	4.5	2	5	2:34	0/1	0	0/1	0							2	2	1	2	2		1						
Team / Coach														4	10	14		35										
Totals						130/367	35	129/355	36	1/12	8	23/71	32	48	178	226	85	118	19	4	81	76	284	40.6				
Biggest Scoring Run						193/422	46	190/410	46	3/12	25	36/83	43	69	203	272	137	73	34	3	77	81	425	60.7				

AVERAGES PER GAME

	MEX	Opponents
Points from Turnovers	52	81
Points in the Paint	198	258
Second Chance Points	37	58
Fast Break Points	30	47

	MEX	Opponents
Total Field Goals Made	18.6	27.6
2 Points Field Goals Made	18.4	27.1
3 Points Field Goals Made	0.1	0.4
Free Throws Made	3.3	5.1
Offensive Rebounds	6.9	9.9
Defensive Rebounds	25.4	29.0
Total Rebounds	32.3	38.9
Assists	12.1	19.6
Fouls	11.6	11.0
Turnovers	16.9	10.4
Steals	2.7	4.9
Blocked Shots	0.6	0.4
Points from Turnovers	7.4	11.6
Points in the Paint	28.3	36.9
Second Chance Points	5.3	8.3
Fast Break Points	4.3	6.7

LEGEND

%	Shooting Percentage	AS	Assists	BS	Blocked Shots	DR	Defensive Rebounds	FD	Fouls Drawn
GP	Games Played	M / A	Made / Attempts	MIN	Minutes Played	MPG	Minutes Played per Game	OR	Offensive Rebounds
PF	Fouls	PPG	Points per Game	PTS	Points	ST	Steals	TO	Turnovers
TOT	Total Rebounds								



Wheelchair Basketball

Women



Cumulative Statistics

BRA - Brazil

After 5 games

No.	Name	Sport Class	GP	MIN	MPG	Field Goals		2 Points		3 Points		Free Throws		Rebounds			AS	TO	ST	BS	PF	FD	PTS	PPG
						M / A	%	M / A	%	M / A	%	M / A	%	OR	DR	TOT								
12	SOARES MARTINS Lia Maria	4.5	5	171	34:13	57/135	42	54/110	49	3/25	12	18/24	75	10	44	54	7	13	5	1	19	17	135	27.0
10	GUMARAES da COSTA Debora Cristina	4.0	5	172	34:27	24/83	29	24/76	32	0/7	0	6/11	55	5	17	22	41	13	7		11	14	54	10.8
7	da COSTA E COSTA Lucicleia	2.5	5	137	27:20	10/20	50	10/19	53	0/1	0			5	5	10	2	6	7	1	12	3	20	4.0
15	BRITO de ALMEIDA Vileide	4.5	5	50	10:03	6/28	21	6/28	21			4/6	67	3	4	7	8	3	1		7	8	16	3.2
4	de NAZARE SANTOS Cleonete	2.0	5	189	37:46	6/17	35	6/17	35					5	31	36	2	5	1	1	11	3	12	2.4
13	LOPES de CARVALHO Cintia Mariana	1.0	5	142	28:21	1/11	9	1/11	9					5	4	9	1		1		8	3	2	0.4
8	RAMOS da SILVA Rosalia	1.5	4	48	12:03									1	1	2			1		3			
9	dos SANTOS ASSUNCAO Perla	2.0	4	24	6:02	0/1	0	0/1	0												4	1		
5	SANTA ROSA FARIAS Andreia Cristina	1.0	3	53	17:30	0/2	0	0/2	0					1	2	3					1			
6	de JESUS MAFRA Naildes	2.0	1	5	5:15													1	1					
14	KLOKLER Paola	4.0	1	5	4:39										1	1	1	1			1			
11	RODRIGUES VIEIRA Geisa	4.0	1	4	4:19	0/5	0	0/4	0	0/1	0				1	1						1		
Team / Coach														10	14	24		5			1			
Totals						104/302	34	101/268	38	3/34	9	28/41	68	45	124	169	62	47	24	3	79	50	239	47.8
Biggest Scoring Run						110/273	40	110/268	41	0/5	0	29/70	41	58	159	217	77	85	12	2	50	77	249	49.8

AVERAGES PER GAME

	BRA	Opponents
Points from Turnovers	68	34
Points in the Paint	142	174
Second Chance Points	32	53
Fast Break Points	22	21

	BRA	Opponents
Total Field Goals Made	20.8	22.0
2 Points Field Goals Made	20.2	22.0
3 Points Field Goals Made	0.6	
Free Throws Made	5.6	5.8
Offensive Rebounds	9.0	11.6
Defensive Rebounds	24.8	31.8
Total Rebounds	33.8	43.4
Assists	12.4	15.4
Fouls	15.8	10.0
Turnovers	9.4	17.0
Steals	4.8	2.4
Blocked Shots	0.6	0.4
Points from Turnovers	13.6	6.8
Points in the Paint	28.4	34.8
Second Chance Points	6.4	10.6
Fast Break Points	4.4	4.2

LEGEND

%	Shooting Percentage	AS	Assists	BS	Blocked Shots	DR	Defensive Rebounds	FD	Fouls Drawn
GP	Games Played	M / A	Made / Attempts	MIN	Minutes Played	MPG	Minutes Played per Game	OR	Offensive Rebounds
PF	Fouls	PPG	Points per Game	PTS	Points	ST	Steals	TO	Turnovers
TOT	Total Rebounds								



Wheelchair Basketball

Women



Cumulative Statistics

FRA - France

After 5 games

No.	Name	Sport Class	GP	MIN	MPG	Field Goals			2 Points			3 Points		Free Throws		Rebounds			AS	TO	ST	BS	PF	FD	PTS	PPG	
						M / A	%	M / A	%	M / A	%	M / A	%	OR	DR	TOT											
15	QUEMENER-PICHON Angelique	4.5	5	131	26:08	22/54	41	22/52	42	0/2	0	7/14	50	3	21	24	3	16				20	10	51	10.2		
12	BELZ Blandine	4.5	5	108	21:40	15/32	47	15/32	47			5/8	63	6	18	24	4	12	5			6	6	35	7.0		
9	SAINT-OMER DELEPINE Fabienne	4.5	5	119	23:53	13/39	33	12/37	32	1/2	50	2/7	29	7	36	43	7	19	4	2		15	9	29	5.8		
11	MENARD Emilie	2.5	5	116	23:10	6/27	22	6/27	22			3/8	38	5	5	10	10	14	3			6	9	15	3.0		
7	GLEMP-ETAVARD Agnes	1.0	5	162	32:25	5/24	21	5/22	23	0/2	0	2/10	20	5	9	14	13	10	2			9	9	12	2.4		
14	MATHIAS Maite	1.5	5	119	23:51	4/20	20	4/20	20					1	4	5	7	7	1			10	3	8	1.6		
10	LAURENT Kathy	4.5	5	36	7:06	2/17	12	2/16	13	0/1	0	1/2	50	5	2	7	3	3				5	3	5	1.0		
6	MERIAU Dorothee	2.0	5	52	10:23	2/16	13	2/16	13						2	2		4	2			4	3	4	0.8		
4	ALQUIER Chrystel	1.0	5	49	9:47	2/8	25	2/8	25					1	1	2	1	2	1			1	2	4	0.8		
5	DOUMESCHE-GUEDOUN Florence	1.0	3	14	4:34	1/1	100	1/1	100			0/2	0										1	2	0.7		
13	DORGET Sylvie	2.0	5	56	11:10	1/12	8	1/12	8			0/6	0	3		3	4	2				4	4	2	0.4		
8	ITA Valerie	2.5	4	38	9:34	0/11	0	0/11	0					1		1	3	1	1			3	1				
Team / Coach																	8	11	19		20						
Totals						73/261	28	72/254	28	1/7	14	20/57	35	45	109	154	55	110	19	2			83	60	167	33.4	
Biggest Scoring Run						142/282	50	137/263	52	5/19	26	31/70	44	46	158	204	112	79	27	7			60	83	320	64.0	

AVERAGES PER GAME

	FRA	Opponents
Points from Turnovers	47	107
Points in the Paint	114	228
Second Chance Points	22	39
Fast Break Points	18	37

	FRA	Opponents
Total Field Goals Made	14.6	28.4
2 Points Field Goals Made	14.4	27.4
3 Points Field Goals Made	0.2	1.0
Free Throws Made	4.0	6.2
Offensive Rebounds	9.0	9.2
Defensive Rebounds	21.8	31.6
Total Rebounds	30.8	40.8
Assists	11.0	22.4
Fouls	16.6	12.0
Turnovers	22.0	15.8
Steals	3.8	5.4
Blocked Shots	0.4	1.4
Points from Turnovers	9.4	21.4
Points in the Paint	22.8	45.6
Second Chance Points	4.4	7.8
Fast Break Points	3.6	7.4

LEGEND

%	Shooting Percentage	AS	Assists	BS	Blocked Shots	DR	Defensive Rebounds	FD	Fouls Drawn
GP	Games Played	M / A	Made / Attempts	MIN	Minutes Played	MPG	Minutes Played per Game	OR	Offensive Rebounds
PF	Fouls	PPG	Points per Game	PTS	Points	ST	Steals	TO	Turnovers
TOT	Total Rebounds								



Wheelchair Basketball

Women



Overall Team Statistics

As of FRI 7 SEP 2012

Team	GP		Field Goals		2 Points		3 Points		Free Throws		Rebounds			AS	TO	ST	BS	PF	FD	PTS	PPG
			M / A	%	M / A	%	M / A	%	M / A	%	OR	DR	TOT								
AUS	7	For	170/418	41	168/408	41	2/10	20	15/57	26	64	179	243	109	84	35	7	93	83	357	51.0
		Agn	136/349	39	136/332	41	0/17	0	42/85	49	42	199	241	89	112	24	5	84	93	314	44.9
BRA	5	For	104/302	34	101/268	38	3/34	9	28/41	68	45	124	169	62	47	24	3	79	50	239	47.8
		Agn	110/273	40	110/268	41	0/5	0	29/70	41	58	159	217	77	85	12	2	50	77	249	49.8
CAN	7	For	200/442	45	199/424	47	1/18	6	46/78	59	62	230	292	150	80	22	7	109	85	447	63.9
		Agn	177/451	39	175/432	41	2/19	11	58/118	49	79	191	270	134	67	31	6	85	109	414	59.1
CHN	7	For	177/401	44	177/398	44	0/3	0	68/145	47	68	202	270	124	86	28	6	97	132	422	60.3
		Agn	168/423	40	160/399	40	8/24	33	44/99	44	71	196	267	123	104	28	10	134	95	388	55.4
FRA	5	For	73/261	28	72/254	28	1/7	14	20/57	35	45	109	154	55	110	19	2	83	60	167	33.4
		Agn	142/282	50	137/263	52	5/19	26	31/70	44	46	158	204	112	79	27	7	60	83	320	64.0
GBR	7	For	136/391	35	133/375	35	3/16	19	34/90	38	60	189	249	101	88	17	4	90	104	309	44.1
		Agn	168/406	41	168/399	42	0/7	0	45/82	55	64	212	276	114	75	20	6	105	90	381	54.4
GER	7	For	186/384	48	180/370	49	6/14	43	38/70	54	51	211	262	143	87	33	11	102	91	416	59.4
		Agn	128/399	32	126/381	33	2/18	11	34/82	41	76	156	232	80	94	27	3	91	101	292	41.7
MEX	7	For	130/367	35	129/355	36	1/12	8	23/71	32	48	178	226	85	118	19	4	81	76	284	40.6
		Agn	193/422	46	190/410	46	3/12	25	36/83	43	69	203	272	137	73	34	3	77	81	425	60.7
NED	7	For	177/441	40	175/436	40	2/5	40	56/96	58	93	209	302	139	66	19	6	72	96	412	58.9
		Agn	151/399	38	148/377	39	3/22	14	22/50	44	48	187	235	107	71	17	10	97	70	327	46.7
USA	7	For	171/400	43	165/365	45	6/35	17	51/114	45	77	205	282	117	94	29	9	86	108	399	57.0
		Agn	151/403	37	149/392	38	2/11	18	38/80	48	60	175	235	112	100	25	7	109	86	342	48.9
Totals	33		1524/3807	40	1499/3653	41	25/154	16	379/819	46	613	1836	2449	1085	860	245	59	892	885	3452	104.6
Avg. per Game			46/115		45/111		1/5		11/25		19	56	74	33	26	7	2	27	27	104.6	

LEGEND

%	Shooting Percentage	Agn	Against	AS	Assists	Avg.	Average	BS	Blocked Shots
DR	Defensive Rebounds	FD	Fouls Drawn	GP	Games Played	M / A	Made / Attempts	OR	Offensive Rebounds
PF	Fouls	PPG	Points per Game	PTS	Points	ST	Steals	TO	Turnovers
TOT	Total Rebounds								



Team Statistics

As of FRI 7 SEP 2012

TOTAL FIELD GOALS %

Rk	Team	GP	M / A	%
1	GER	7	186 / 384	48.4
2	CAN	7	200 / 442	45.2
3	CHN	7	177 / 401	44.1
4	USA	7	171 / 400	42.8
5	AUS	7	170 / 418	40.7
6	NED	7	177 / 441	40.1
7	MEX	7	130 / 367	35.4
8	GBR	7	136 / 391	34.8
9	BRA	5	104 / 302	34.4
10	FRA	5	73 / 261	28.0

2 POINTS FIELD GOALS %

Rk	Team	GP	M / A	%
1	GER	7	180 / 370	48.6
2	CAN	7	199 / 424	46.9
3	USA	7	165 / 365	45.2
4	CHN	7	177 / 398	44.5
5	AUS	7	168 / 408	41.2
6	NED	7	175 / 436	40.1
7	BRA	5	101 / 268	37.7
8	MEX	7	129 / 355	36.3
9	GBR	7	133 / 375	35.5
10	FRA	5	72 / 254	28.3

3 POINTS FIELD GOALS %

Rk	Team	GP	M / A	%
1	GER	7	6 / 14	42.9
2	NED	7	2 / 5	40.0
3	AUS	7	2 / 10	20.0
4	GBR	7	3 / 16	18.8
5	USA	7	6 / 35	17.1
6	FRA	5	1 / 7	14.3
7	BRA	5	3 / 34	8.8
8	MEX	7	1 / 12	8.3
9	CAN	7	1 / 18	5.6
10	CHN	7	0 / 3	0.0

FREE THROWS %

Rk	Team	GP	M / A	%
1	BRA	5	28 / 41	68.3
2	CAN	7	46 / 78	59.0
3	NED	7	56 / 96	58.3
4	GER	7	38 / 70	54.3
5	CHN	7	68 / 145	46.9
6	USA	7	51 / 114	44.7
7	GBR	7	34 / 90	37.8
8	FRA	5	20 / 57	35.1
9	MEX	7	23 / 71	32.4
10	AUS	7	15 / 57	26.3

POINTS FOR

Rk	Team	GP	Total	Avg
1	CAN	7	447	63.9
2	CHN	7	422	60.3
3	GER	7	416	59.4
4	NED	7	412	58.9
5	USA	7	399	57.0
6	AUS	7	357	51.0
7	BRA	5	239	47.8
8	GBR	7	309	44.1
9	MEX	7	284	40.6
10	FRA	5	167	33.4

POINTS AGAINST

Rk	Team	GP	Total	Avg
1	GER	7	292	41.7
2	AUS	7	314	44.9
3	NED	7	327	46.7
4	USA	7	342	48.9
5	BRA	5	249	49.8
6	GBR	7	381	54.4
7	CHN	7	388	55.4
8	CAN	7	414	59.1
9	MEX	7	425	60.7
10	FRA	5	320	64.0

REBOUNDS

Rk	Team	GP	Off	Def	Total	Avg
1	NED	7	93	209	302	43.1
2	CAN	7	62	230	292	41.7
3	USA	7	77	205	282	40.3
4	CHN	7	68	202	270	38.6
5	GER	7	51	211	262	37.4
6	GBR	7	60	189	249	35.6
7	AUS	7	64	179	243	34.7
8	BRA	5	45	124	169	33.8
9	MEX	7	48	178	226	32.3
10	FRA	5	45	109	154	30.8

ASSISTS

Rk	Team	GP	Total	Avg
1	CAN	7	150	21.4
2	GER	7	143	20.4
3	NED	7	139	19.9
4	CHN	7	124	17.7
5	USA	7	117	16.7
6	AUS	7	109	15.6
7	GBR	7	101	14.4
8	BRA	5	62	12.4
9	MEX	7	85	12.1
10	FRA	5	55	11.0

FOULS

Rk	Team	GP	Total	Avg
1	FRA	5	83	16.6
2	BRA	5	79	15.8
3	CAN	7	109	15.6
4	GER	7	102	14.6
5	CHN	7	97	13.9
6	AUS	7	93	13.3
7	GBR	7	90	12.9
8	USA	7	86	12.3
9	MEX	7	81	11.6
10	NED	7	72	10.3

TURNOVERS

Rk	Team	GP	Total	Avg
1	FRA	5	110	22.0
2	MEX	7	118	16.9
3	USA	7	94	13.4
4	GBR	7	88	12.6
5	GER	7	87	12.4
6	CHN	7	86	12.3
7	AUS	7	84	12.0
8	CAN	7	80	11.4
9	BRA	5	47	9.4
9	NED	7	66	9.4

STEALS

Rk	Team	GP	Total	Avg
1	AUS	7	35	5.0
2	BRA	5	24	4.8
3	GER	7	33	4.7
4	USA	7	29	4.1
5	CHN	7	28	4.0
6	FRA	5	19	3.8
7	CAN	7	22	3.1
8	MEX	7	19	2.7
8	NED	7	19	2.7
10	GBR	7	17	2.4

BLOCKED SHOTS

Rk	Team	GP	Total	Avg
1	GER	7	11	1.6
2	USA	7	9	1.3
3	AUS	7	7	1.0
3	CAN	7	7	1.0
5	CHN	7	6	0.9
5	NED	7	6	0.9
7	BRA	5	3	0.6
7	GBR	7	4	0.6
7	MEX	7	4	0.6
10	FRA	5	2	0.4

LEGEND

%	Shooting Percentage	Avg	Average per Game	Def	Defensive Rebounds	GP	Games Played
M / A	Made / Attempts	Off	Offensive Rebounds	Rk	Rank		



Individual Statistics

As of FRI 7 SEP 2012

POINTS (by average)

Rk	Name	Team	GP	Total	Avg
1	SOARES MARTINS Lia Maria	BRA	5	135	27.0
2	McLACHLAN Janet	CAN	7	182	26.0
3	BEIJER Mariska	NED	7	162	23.1
4	MURRAY Rebecca	USA	7	134	19.1
5	CHENG Haizhen	CHN	7	115	16.4
5	MILLER Desi	USA	7	115	16.4
7	HUITZING Inge	NED	7	112	16.0
8	MOHNEN Marina	GER	7	107	15.3
9	FREEMAN Helen	GBR	7	97	13.9
10	ESTRADA BERNAL Floralia	MEX	7	92	13.1

POINTS (by total)

Rk	Name	Team	GP	Avg	Total
1	McLACHLAN Janet	CAN	7	26.0	182
2	BEIJER Mariska	NED	7	23.1	162
3	SOARES MARTINS Lia Maria	BRA	5	27.0	135
4	MURRAY Rebecca	USA	7	19.1	134
5	CHENG Haizhen	CHN	7	16.4	115
5	MILLER Desi	USA	7	16.4	115
7	HUITZING Inge	NED	7	16.0	112
8	MOHNEN Marina	GER	7	15.3	107
9	FREEMAN Helen	GBR	7	13.9	97
10	ESTRADA BERNAL Floralia	MEX	7	13.1	92

REBOUNDS

Rk	Name	Team	GP	Off	Def	Total	Avg
1	McLACHLAN Janet	CAN	7	21	96	117	16.7
2	BEIJER Mariska	NED	7	29	56	85	12.1
3	ESTRADA BERNAL Floralia	MEX	7	17	64	81	11.6
4	SOARES MARTINS Lia Maria	BRA	5	10	44	54	10.8
5	HUITZING Inge	NED	7	9	58	67	9.6
6	CHENG Haizhen	CHN	7	15	50	65	9.3
7	SCHUENEMANN Gesche	GER	7	8	54	62	8.9
8	SAINT-OMER DELEPINE Fabienne	FRA	5	7	36	43	8.6
9	MURRAY Rebecca	USA	7	9	47	56	8.0

2 players tied for 10th place with

7.7

ASSISTS

Rk	Name	Team	GP	Total	Avg
1	HUITZING Inge	NED	7	62	8.9
2	GUIMARAES da COSTA Debora Cristina	BRA	5	41	8.2
3	FREEMAN Helen	GBR	7	50	7.1
3	OUELLET Cindy	CAN	7	50	7.1
5	LONG Yun	CHN	7	43	6.1
6	MURRAY Rebecca	USA	7	41	5.9
7	ZEYEN Annika	GER	7	38	5.4
8	FERGUSON Tracey	CAN	7	31	4.4
9	KORVER Cher	NED	7	30	4.3
9	SCHUENEMANN Gesche	GER	7	30	4.3

FOULS DRAWN

Rk	Name	Team	GP	Total	Avg
1	McLACHLAN Janet	CAN	7	39	5.6
2	FREEMAN Helen	GBR	7	37	5.3
3	BEIJER Mariska	NED	7	36	5.1
3	ESTRADA BERNAL Floralia	MEX	7	36	5.1
5	CHENG Haizhen	CHN	7	34	4.9
6	MILLER Desi	USA	7	31	4.4
7	LONG Yun	CHN	7	30	4.3
8	SCHUENEMANN Gesche	GER	7	29	4.1
9	HUITZING Inge	NED	7	27	3.9
10	MURRAY Rebecca	USA	7	26	3.7

BLOCKED SHOTS

Rk	Name	Team	GP	Total	Avg
1	McLACHLAN Janet	CAN	7	6	0.9
2	MOHNEN Marina	GER	7	5	0.7
3	MILLER Desi	USA	7	4	0.6
4	NOTT Clare	AUS	7	3	0.4
5	SAINT-OMER DELEPINE Fabienne	FRA	5	2	0.4

10 players tied for 6th place with

0.3

STEALS

Rk	Name	Team	GP	Total	Avg
1	MOHNEN Marina	GER	7	12	1.7
2	da COSTA E COSTA Lucicleia	BRA	5	7	1.4
2	GUIMARAES da COSTA Debora Cristina	BRA	5	7	1.4
4	MURRAY Rebecca	USA	7	9	1.3
5	McLACHLAN Janet	CAN	7	8	1.1
6	BEIJER Mariska	NED	7	7	1.0
6	SCHUENEMANN Gesche	GER	7	7	1.0
8	BELZ Blandine	FRA	5	5	1.0
8	SOARES MARTINS Lia Maria	BRA	5	5	1.0

2 players tied for 10th place with

0.9

TURNOVERS

Rk	Name	Team	GP	Total	Avg
1	FREEMAN Helen	GBR	7	29	4.1
2	SAINT-OMER DELEPINE Fabienne	FRA	5	19	3.8
3	QUEMENER-PICHON Angelique	FRA	5	16	3.2
4	LONG Yun	CHN	7	20	2.9
5	MENARD Emilie	FRA	5	14	2.8
6	OUELLET Cindy	CAN	7	19	2.7
7	MOHNEN Marina	GER	7	18	2.6
7	VAZQUEZ DELGADILLO Lucia	MEX	7	18	2.6
9	GUIMARAES da COSTA Debora Cristina	BRA	5	13	2.6
9	SOARES MARTINS Lia Maria	BRA	5	13	2.6



Wheelchair Basketball

Women



Individual Statistics

As of FRI 7 SEP 2012

TOTAL FIELD GOALS % (8 attempts/game minimum)

Rk	Name	Team	GP	M / A	%
1	BEIJER Mariska	NED	7	67 / 120	55.8
2	McLACHLAN Janet	CAN	7	76 / 139	54.7
3	MOHNEN Marina	GER	7	48 / 89	53.9
4	ZEYEN Annika	GER	7	41 / 76	53.9
5	CHENG Haizhen	CHN	7	46 / 89	51.7
6	MERRITT Amber	AUS	7	40 / 78	51.3
7	MILLER Desi	USA	7	49 / 99	49.5
8	FU Yongqing	CHN	7	38 / 77	49.4
9	MURRAY Rebecca	USA	7	54 / 124	43.5
10	CONROY Amy	GBR	7	34 / 79	43.0

TOTAL FIELD GOALS MADE

Rk	Name	Team	GP	Total	Avg
1	SOARES MARTINS Lia Maria	BRA	5	57	11.4
2	McLACHLAN Janet	CAN	7	76	10.9
3	BEIJER Mariska	NED	7	67	9.6
4	MURRAY Rebecca	USA	7	54	7.7
5	MILLER Desi	USA	7	49	7.0
6	MOHNEN Marina	GER	7	48	6.9
7	CHENG Haizhen	CHN	7	46	6.6
8	HUITZING Inge	NED	7	44	6.3
9	ESTRADA BERNAL Floralia	MEX	7	41	5.9
9	ZEYEN Annika	GER	7	41	5.9

2 POINT FIELD GOALS % (6 attempts/game minimum)

Rk	Name	Team	GP	M / A	%
1	McLACHLAN Janet	CAN	7	76 / 134	56.7
2	ADERMANN Mareike	GER	7	27 / 48	56.3
3	BEIJER Mariska	NED	7	67 / 120	55.8
4	ZEYEN Annika	GER	7	41 / 75	54.7
5	MOHNEN Marina	GER	7	48 / 89	53.9
6	MURRAY Rebecca	USA	7	50 / 96	52.1
7	MERRITT Amber	AUS	7	40 / 77	51.9
8	CHENG Haizhen	CHN	7	46 / 89	51.7
9	MILLER Desi	USA	7	48 / 94	51.1
10	FU Yongqing	CHN	7	38 / 76	50.0

2 POINT FIELD GOALS MADE

Rk	Name	Team	GP	Total	Avg
1	McLACHLAN Janet	CAN	7	76	10.9
2	SOARES MARTINS Lia Maria	BRA	5	54	10.8
3	BEIJER Mariska	NED	7	67	9.6
4	MURRAY Rebecca	USA	7	50	7.1
5	MILLER Desi	USA	7	48	6.9
5	MOHNEN Marina	GER	7	48	6.9
7	CHENG Haizhen	CHN	7	46	6.6
8	HUITZING Inge	NED	7	43	6.1
9	ZEYEN Annika	GER	7	41	5.9

2 players tied for 10th place with

5.7

3 POINT FIELD GOALS % (2 attempts/game minimum)

Rk	Name	Team	GP	M / A	%
1	MURRAY Rebecca	USA	7	4 / 28	14.3
2	SOARES MARTINS Lia Maria	BRA	5	3 / 25	12.0

3 POINT FIELD GOALS MADE

Rk	Name	Team	GP	Total	Avg
1	SCHUENEMANN Gesche	GER	7	6	0.9
2	MURRAY Rebecca	USA	7	4	0.6
3	SOARES MARTINS Lia Maria	BRA	5	3	0.6
4	FREEMAN Helen	GBR	7	2	0.3
4	GAUCI Kylie	AUS	7	2	0.3
6	SAINT-OMER DELEPINE Fabienne	FRA	5	1	0.2

7 players tied for 7th place with

0.1

FREE THROWS % (3 attempts/game minimum)

Rk	Name	Team	GP	M / A	%
1	HUITZING Inge	NED	7	23 / 29	79.3
2	MURRAY Rebecca	USA	7	22 / 28	78.6
3	SOARES MARTINS Lia Maria	BRA	5	18 / 24	75.0
4	McLACHLAN Janet	CAN	7	30 / 42	71.4
5	BEIJER Mariska	NED	7	28 / 41	68.3
6	PENG Fengling	CHN	6	11 / 20	55.0
7	LONG Yun	CHN	7	18 / 34	52.9
8	CHENG Haizhen	CHN	7	23 / 46	50.0
9	MILLER Desi	USA	7	16 / 35	45.7
10	FREEMAN Helen	GBR	7	15 / 33	45.5

FREE THROWS MADE

Rk	Name	Team	GP	Total	Avg
1	McLACHLAN Janet	CAN	7	30	4.3
2	BEIJER Mariska	NED	7	28	4.0
3	SOARES MARTINS Lia Maria	BRA	5	18	3.6
4	CHENG Haizhen	CHN	7	23	3.3
4	HUITZING Inge	NED	7	23	3.3
6	MURRAY Rebecca	USA	7	22	3.1
7	LONG Yun	CHN	7	18	2.6
8	MILLER Desi	USA	7	16	2.3
9	FREEMAN Helen	GBR	7	15	2.1
10	PENG Fengling	CHN	6	11	1.8

NOTES

All players must have featured in at least 50% of competition days played.

LEGEND

%	Shooting Percentage	Avg	Average per Game	Def	Defensive Rebounds	GP	Games Played
M / A	Made / Attempts	Off	Offensive Rebounds	Rk	Rank		



SAT 8 SEP 2012

Wheelchair Basketball

Men



Medallists

GOLD

CAN - Canada

- 4 DUREPOS Dave
- 5 ROUILLARD Yvon
- 6 HEDGES Bo
- 7 PETER Richard
- 8 JOHNSON Joey
- 9 LANCIA Adam
- 10 DINI Abdi
- 11 JASSMAN Chad
- 12 ANDERSON Patrick
- 13 WAGNER Brandon
- 14 MILLER Tyler
- 15 ENG David

SILVER

AUS - Australia

- 4 EVESON Justin
- 5 LATHAM Bill
- 6 STIBNERS Brett
- 7 NORRIS Shaun
- 8 HARTNETT Michael
- 9 KNOWLES Tristan
- 10 BLAIR Jannik
- 11 SIMMONS Tige
- 12 MIZENS Grant
- 13 ALCOTT Dylan
- 14 TAYLOR Nick
- 15 NESS Brad

BRONZE

USA - United States

- 4 BARBER Eric
- 5 CHAMBERS Joseph
- 6 LADE Jeremy
- 7 TUREK Joshua
- 8 JENIFER Trevon
- 9 WALLER William
- 10 SCOTT Matt
- 11 SERIO Steven
- 12 NELMS Jason
- 13 LYNCH Ian
- 14 SCHULTE Paul
- 15 HINZE Nate



Wheelchair Basketball

Men



Tournament Summary

As of SAT 8 SEP 2012

Today's Games

Phase	Teams	Start Time	Final	Half
Playoff 7-8	POL vs TUR	13:00	74 - 76	35 - 34
Playoff 5-6	GER vs ESP	15:15	48 - 67	23 - 26
Bronze Medal Game	USA vs GBR	19:00	61 - 46	29 - 20
Gold Medal Game	AUS vs CAN	21:15	58 - 64	27 - 26

Group A								Games			Points		Class. Points
Rank		AUS	TUR	USA	ESP	ITA	RSA	Played	Won	Lost	For	Against	
1	AUS		71 - 64	65 - 49	75 - 59	68 - 48	93 - 39	5	5	0	372	259	10
2	TUR	64 - 71		59 - 50	64 - 67	65 - 60	79 - 54	5	3	2	331	302	8
3	USA	49 - 65	50 - 59		63 - 55	77 - 51	91 - 29	5	3	2	330	259	8
4	ESP	59 - 75	67 - 64	55 - 63		67 - 40	74 - 50	5	3	2	322	292	8
5	ITA	48 - 68	60 - 65	51 - 77	40 - 67		61 - 32	5	1	4	260	309	6
6	RSA	39 - 93	54 - 79	29 - 91	50 - 74	32 - 61		5	0	5	204	398	5

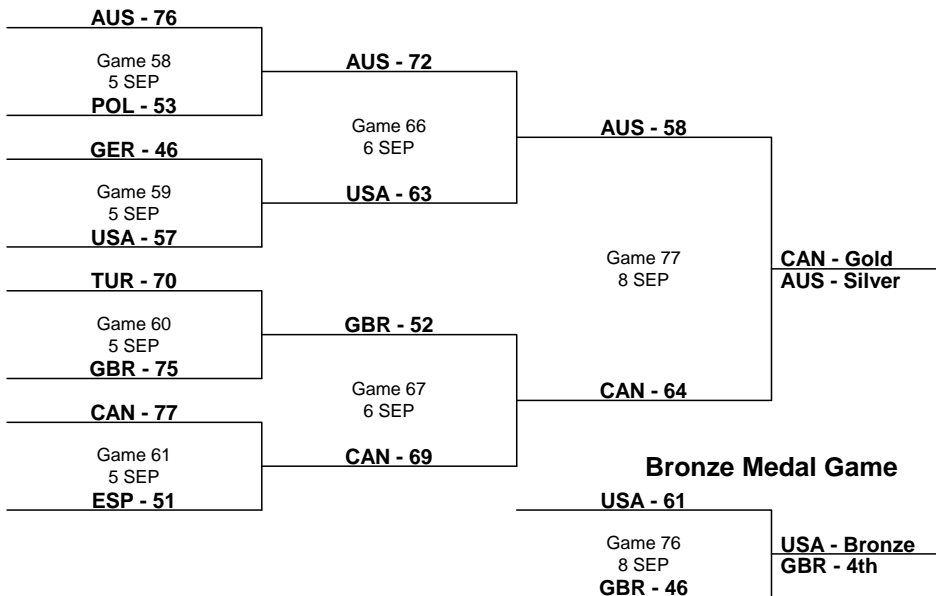
Group B								Games			Points		Class. Points
Rank		CAN	GER	GBR	POL	JPN	COL	Played	Won	Lost	For	Against	
1	CAN		73 - 66	70 - 54	83 - 65	68 - 53	68 - 42	5	5	0	362	280	10
2	GER	66 - 73		77 - 72	73 - 63	64 - 49	59 - 46	5	4	1	339	303	9
3	GBR	54 - 70	72 - 77		87 - 58	71 - 55	81 - 41	5	3	2	365	301	8
4	POL	65 - 83	63 - 73	58 - 87		78 - 53	63 - 45	5	2	3	327	341	7
5	JPN	53 - 68	49 - 64	55 - 71	53 - 78		63 - 49	5	1	4	273	330	6
6	COL	42 - 68	46 - 59	41 - 81	45 - 63	49 - 63		5	0	5	223	334	5

Quarterfinals

Semifinals

Gold Medal Game

Final Standings



Medal	Rank	Team	GP	W-L
Gold	1	CAN	8	8 - 0
Silver	2	AUS	8	7 - 1
Bronze	3	USA	8	5 - 3
	4	GBR	8	4 - 4
	5	ESP	8	5 - 3
	6	GER	8	5 - 3
	7	TUR	8	4 - 4
	8	POL	8	2 - 6
	9	JPN	6	2 - 4
	10	ITA	6	1 - 5
	11	COL	6	1 - 5
	12	RSA	6	0 - 6



Tournament Summary

As of SAT 8 SEP 2012

Classification Crossover

POL - 66
Game 70 7 SEP
GER - 81
TUR - 78
Game 71 7 SEP
ESP - 86

Playoff 5-6

GER - 48
Game 75 8 SEP
ESP - 67

ESP - 5th
GER - 6th

Playoff 7-8

POL - 74
Game 74 8 SEP
TUR - 76

TUR - 7th
POL - 8th

Playoff 9-10

ITA - 60
Game 57 5 SEP
JPN - 64

JPN - 9th
ITA - 10th

Playoff 11-12

RSA - 36
Game 56 5 SEP
COL - 83

COL - 11th
RSA - 12th

NOTES

Detailed explanations of competition are described on output: N02 - Competition Format and Rules

LEGEND

GP Games Played W-L Win-Loss





Wheelchair Basketball

Men



Team Roster

As of WED 29 AUG 2012 at 13:11

AUS - Australia

No.	Name	Pos	Sport Class	Date of Birth	Club - Season 2011/2012	Int'l. Games Played
4	EVESON Justin	F (4)	4.5	10 JUN 1980	Be Active Perth Wheelcats, Perth (AUS)	176
5	LATHAM Bill	C (5)	4.0	29 OCT 1989	RSL Qld Spinning Bullets, Brisbane (AUS)	105
6	STIBNERS Brett	F (3)	4.0	25 JUN 1979	Wollongong Roller Hawks, Wollongong (AUS)	88
7	NORRIS Shaun	G (1)	3.0	2 APR 1985	Be Active Perth Wheelcats, Perth (AUS)	147
8	HARTNETT Michael	G (2)	1.0	3 JUN 1982	Be Active Perth Wheelcats, Perth (AUS)	107
9	KNOWLES Tristan	F (3)	4.0	25 APR 1983	Wollongong Roller Hawks, Wollongong (AUS)	165
10	BLAIR Jannik	G (1)	1.0	3 FEB 1992	Vic Dandenong Rangers, Melbourne (AUS)	39
11	SIMMONS Tige	G (1)	1.0	5 MAY 1977	RSL Qld Spinning Bullets, Brisbane (AUS)	120
12	MIZENS Grant	G (3)	2.0	19 APR 1977	Wollongong Roller Hawks, Wollongong (AUS)	139
13	ALCOTT Dylan	G (1)	1.0	4 DEC 1990	Vic Dandenong Rangers, Melbourne (AUS)	77
14	TAYLOR Nick	G (2)	2.0	18 JAN 1980	Wollongong Roller Hawks, Wollongong (AUS)	23
15	NESS Brad (C)	C (5)	4.5	24 NOV 1974	Be Active Perth Wheelcats, Perth (AUS)	169
Team Average						112.9

Coach ETTRIDGE Ben
Assistant Coach FERIANI Matteo (ITA)
Assistant Coach KYLE Tom

Team Uniform Colour
Light: White
Dark: Green

NOTES
Number of games played at the official IWBF/IWBF zones championships for senior men/women (provided by IWBF)

LEGEND
(C) Captain C Centre F Forward G Guard Pos Playing Position





Wheelchair Basketball

Men



Team Roster

As of WED 29 AUG 2012 at 13:11

CAN - Canada

No.	Name	Pos	Sport Class	Date of Birth	Club - Season 2011/2012	Int'l. Games Played
4	DUREPOS Dave	G (2)	3.5	14 JUL 1968	Elm City Sports Club (CAN)	70
5	ROUILLARD Yvon	F (4)	3.0	19 APR 1972	BLS Amicacci (ITA)	8
6	HEDGES Bo (C)	G (2)	2.5	5 JAN 1980	Alabama (USA)	16
7	PETER Richard	F (3)	2.5	10 SEP 1972	British Columbia (CAN)	70
8	JOHNSON Joey	F (5)	4.5	26 JUL 1975	Lahn Dill (GER)	63
9	LANCIA Adam	F (5)	4.0	17 JAN 1980	Valladolid (ESP)	40
10	DINI Abdi	F (3)	1.0	1 JAN 1981	Variety Village (CAN)	16
11	JASSMAN Chad	F (3)	1.5	16 SEP 1983	Trier Dolphins (GER)	16
12	ANDERSON Patrick	F (2/1)	4.5	22 AUG 1979		40
13	WAGNER Brandon	G (3)	1.0	18 APR 1983	Burlington (CAN)	8
14	MILLER Tyler	G (3)	1.5	24 JUN 1984	Twin City (CAN)	8
15	ENG David (C)	F (4)	4.5	21 NOV 1976	Gladiateurs (CAN)	32
Team Average						32.3

Coach TONELLO Jerry
Assistant Coach BOWES Paul
Assistant Coach la SERRA Christian

Team Uniform Colour
Light: White
Dark: Red

NOTES
Number of games played at the official IWBF/IWBF zones championships for senior men/women (provided by IWBF)

LEGEND
(C) Captain C Centre F Forward G Guard Pos Playing Position





Wheelchair Basketball

Men



Team Roster

As of WED 29 AUG 2012 at 13:11

COL - Colombia

No.	Name	Pos	Sport Class	Date of Birth	Club - Season 2011/2012	Int'l. Games Played
4	CAPACHO Diego	G/F (2/3)	3.0	22 JUN 1981	LIGA DE CASANARE, YOPAL (COL)	30
5	ALZATE Guillermo	G/F (1/3)	1.5	29 MAY 1983	LIGA DE BOGOTA, BOGOTA (COL)	14
6	RIOS ROA Wilman	G/C (2/5)	3.5	1 JUN 1964	LIGA DE CUNDINAMARCA, SOACHA (COL)	20
7	SANZ LONDONO Nelson (C)	C/F (5/4)	4.5	26 MAR 1974	LIGA DE CUNDINAMARCA, SOACHA (COL)	22
9	GARCIA German	G/F (1/3)	1.0	11 JUN 1974	LIGA DE CUNDINAMARCA, SOACHA (COL)	12
10	LEEP IPEMA Jose	G/F (1/3)	3.0	15 AUG 1978	LIGA DEL VALLE DEL CAUCA, CALI (COL)	15
11	HERNANDEZ Jhon	G/C (2/5)	3.5	7 OCT 1992	NORTE DE SANTANDER, CUCUTA (COL)	16
12	CHAPARRO Miguel	G/F (1/3)	1.0	24 JUL 1976	LIGA DE CUNDINAMARCA, SOACHA (COL)	40
14	DIAZ TORRES Daniel	C/F (5/4)	4.5	15 MAY 1990	LIGA DE CUNDINAMARCA, SOACHA (COL)	25
15	HAWKINS Rodney	C/F (5/4)	4.0	31 DEC 1981	LIGA DE CUNDINAMARCA, SOACHA (COL)	26
Team Average						22.0

Coach TAPIAS PATRON Jose
Assistant Coach VELASQUEZ GOMEZ Fredy

Team Uniform Colour
Light: White
Dark: Red

NOTES
Number of games played at the official IWBF/IWBF zones championships for senior men/women (provided by IWBF)

LEGEND
(C) Captain **C** Centre **F** Forward **G** Guard **Pos** Playing Position





Wheelchair Basketball

Men



Team Roster

As of WED 29 AUG 2012 at 13:38

ESP - Spain

No.	Name	Pos	Sport Class	Date of Birth	Club - Season 2011/2012	Int'l. Games Played
4	MENA PEREZ Roberto	C (5)	4.0	6 MAR 1984	SANDRA GRAN CANARIAS (ESP)	0
5	de PAZ PAZO Diego (C)	F (4)	4.0	25 JUN 1971	FUNDACIÓN GRUPO NORTE, VALLADOLID (ESP)	120
6	COSTAS de MIRANDA Bernabe	G (1)	2.5	16 JAN 1980	AMFIV VIGO, VIGO (ESP)	16
7	RODRIGUEZ MARTIN Daniel	G (2)	1.0	30 JUN 1976	CD FUNDOSA-ONCE, MADRID (ESP)	22
8	SANCHEZ LARA Francisco	G (2)	1.0	11 AUG 1989	CID GETAFE, GETAFE (ESP)	16
9	ZARZUELA BELTRAN Alejandro	F (3)	3.0	2 APR 1987	CD FUNDOSA-ONCE, MADRID (ESP)	15
10	GARCIA MORENO Ismael	C (5)	4.0	27 APR 1975	BSR LAS PALMAS G.C., GRAN CANARIA (ESP)	32
11	GARCIA PEREIRO Asier	F (4)	4.0	11 JUN 1981	CID GETAFE, GETAFE (ESP)	16
12	ROMERO MARTIN Jesus	G (2)	3.0	12 SEP 1984	CLINICAS RINCON AMIVEL, MÁLAGA (ESP)	8
13	MUINO GAMEZ Rafael	G (1)	2.0	11 JUL 1975	CD FUNDOSA-ONCE, MADRID (ESP)	58
14	MOURIZ DOPICO David	G (2)	2.5	31 DEC 1982	AMFIV VIGO, VIGO (ESP)	14
15	LLAMBI RIERA Jaume	G (2)	1.5	25 FEB 1974	CD FUNDOSA-ONCE, MADRID (ESP)	60
Team Average						31.4

Coach TRIGO DIEZ Oscar
Assistant Coach CARRION RUIZ Abraham
Assistant Coach PEREZ TEJERO Javier

Team Uniform Colour
Light: White
Dark: Red

NOTES
Number of games played at the official IWBF/IWBF zones championships for senior men/women (provided by IWBF)

LEGEND
(C) Captain C Centre F Forward G Guard Pos Playing Position





Wheelchair Basketball

Men



Team Roster

As of WED 29 AUG 2012 at 13:11

GBR - Great Britain

No.	Name	Pos	Sport Class	Date of Birth	Club - Season 2011/2012	Int'l. Games Played
4	CHOUHRY Gaz	F (3)	4.0	23 JUN 1985	Capital City Aces, London (GBR)	20
5	HIGHCOCK Dan	F (4)	4.5	5 DEC 1981	Wolves Rhinos, Telford (GBR)	30
6	SEALY Matt	G (2)	2.0	21 JUN 1982	Capital City Aces, London (GBR)	20
7	BYWATER Terry	F (3)	4.5	28 FEB 1983	Sheffield Steelers, Sheffield (GBR)	90
8	MUNN Simon	C (5)	4.0	31 JAN 1968	Capital City Aces, London (GBR)	160
9	POLLOCK Joni	G (1)	2.5	11 MAY 1977	Wolves Rhinos, Telford (GBR)	90
10	JAMA Abdi (C)	G (2)	1.0	1 NOV 1982	Wolves Rhinos, Telford (GBR)	35
11	BYRNE Matt (C)	G (2)	1.5	8 OCT 1974	Wolves Rhinos, Telford (GBR)	30
12	SAGAR Ian	C (5)	3.0	29 MAR 1982	Thameside Owls, Oldham (GBR)	20
13	FINBOW Peter	G (1)	2.0	17 MAY 1975	Thameside Owls, Oldham (GBR)	90
14	HALL Jon	G (3)	3.0	13 MAR 1982	Thameside Owls, Oldham (GBR)	40
15	OROGBEMI Ade	G (1)	2.5	11 MAY 1978	Capital City Aces, London (GBR)	35
Team Average						55.0

Coach TRESEDER Murray (AUS)
Assistant Coach BHANIA Haj
Assistant Coach THOMAS Sinclair

Team Uniform Colour
Light: White
Dark: Blue

NOTES
Number of games played at the official IWBF/IWBF zones championships for senior men/women (provided by IWBF)

LEGEND
(C) Captain C Centre F Forward G Guard Pos Playing Position





Wheelchair Basketball

Men



Team Roster

As of WED 29 AUG 2012 at 13:11

GER - Germany

No.	Name	Pos	Sport Class	Date of Birth	Club - Season 2011/2012	Int'l. Games Played
4	LOHMANN Bjoern	G (3)	1.0	3 MAY 1979	RSV Lahn-Dill, Wetzlar (GER)	160
5	ISMAIL Sercan	G (2)	1.0	17 OCT 1990	USC München, Munich (GER)	20
6	HEIMBACH Matthias	G (3)	1.0	14 MAY 1983	Jena Caputs, Jena (GER)	63
7	GUNDERT Thomas	F (4)	2.0	11 JUN 1982	RSV Lahn-Dill, Wetzlar (GER)	5
8	BIENEK Andre	G (1)	3.0	31 OCT 1986	UWW Warhawks, Whitewater (USA)	137
9	MAGENHEIM Sebastian	F (3)	3.5	12 AUG 1988	USC München, Munich (GER)	54
10	KRESS Andreas	F (3)	3.5	26 JUN 1986	Mainhatten Skywheelers, Frankfurt (GER)	80
11	PASSIWAN Dirk	G (2)	4.5	13 OCT 1976	Immovesta Dolphins Trier, Trier (GER)	95
12	WOLK Sebastian	F (4)	4.0	31 JAN 1981	Mainhatten Skywheelers, Frankfurt (GER)	212
13	HALLER Jan	G (2)	2.0	1 OCT 1988	RSV Lahn-Dill, Wetzlar (GER)	55
14	BOEHME Thomas	G (2)	3.0	24 JUN 1991	RSV Lahn-Dill, Wetzlar (GER)	50
15	KOEHLER Dirk	C (5)	4.0	29 OCT 1967	RSV Lahn-Dill, Wetzlar (GER)	243
Team Average						97.8

Coach ZELTINGER Nicolai
Assistant Coach ENNS Bruce (CAN)

Team Uniform Colour
Light: White
Dark: Black

NOTES
Number of games played at the official IWBF/IWBF zones championships for senior men/women (provided by IWBF)

LEGEND
(C) Captain C Centre F Forward G Guard Pos Playing Position





Wheelchair Basketball

Men



Team Roster

As of WED 29 AUG 2012 at 13:11

ITA - Italy

No.	Name	Pos	Sport Class	Date of Birth	Club - Season 2011/2012	Int'l. Games Played
4	RAIMONDI Fabio	G (2)	2.0	19 AUG 1972	GSD PORTO TORRES, PORTO TORRES (ITA)	213
5	GENINAZZI Jacopo	F (4/5)	4.0	17 AUG 1987	BRIANTEA 84 CANTU', CANTU' (ITA)	46
6	MOUKHARIQ Amine	G (1/2)	3.0	1 OCT 1982	LOTTOMATICA ELECOM, ROMA (ITA)	75
7	DAMIANO Nicola	G (2/1)	1.0	24 JUL 1980	BRIANTEA 84 CANTU', CANTU' (ITA)	34
8	MARCHIONNI Galliano	F (3)	4.5	26 DEC 1981	AMICACCI GIUGLIANOVA, GIULIANOVA (ITA)	112
9	di BERNARDO Vincenzo	C (4/5)	3.0	7 JUL 1969	SANTA LUCIA ROMA, ROMA (ITA)	125
10	AIROLDI Damiano	G (2/1)	1.0	23 FEB 1970	SANTA LUCIA ROMA, ROMA (ITA)	216
11	PELLEGRINI Alberto	C (5)	4.5	22 DEC 1970	SANTA LUCIA ROMA, ROMA (ITA)	226
12	CAVAGNINI Matteo (C)	C (5)	4.5	12 NOV 1974	SANTA LUCIA ROMA, ROMA (ITA)	218
13	BERNARDIS Fabio	G (1/2)	2.5	6 AUG 1975	PADOVA MILLENNIUM, PADOVA (ITA)	156
14	RAOURAHI Ahmed	G (1)	1.5	1 JAN 1984	PADOVA MILLENNIUM, PADOVA (ITA)	48
15	SANNA ALI Mohamed	G (2/1)	1.5	11 JUN 1972	SANTA LUCIA ROMA, ROMA (ITA)	186
Team Average						137.9

Coach FISHER JR Clifford William (USA)
Assistant Coach CAPPELLETTI Dionigi

Team Uniform Colour
Light: White
Dark: Blue

NOTES
Number of games played at the official IWBF/IWBF zones championships for senior men/women (provided by IWBF)

LEGEND
(C) Captain C Centre F Forward G Guard Pos Playing Position



Wheelchair Basketball

Men



Team Roster

As of WED 29 AUG 2012 at 13:11

JPN - Japan

No.	Name	Pos	Sport Class	Date of Birth	Club - Season 2011/2012	Int'l. Games Played
4	FUJII Shingo (C)	G (2/1)	1.5	2 JAN 1978	MIYAGI MAX, Miyagi (JPN)	16
5	MASUBUCHI Tomomi	F/G (3/2)	3.0	12 FEB 1977	MIYAGI MAX, Miyagi (JPN)	9
6	TOKAIRIN Kazuyuki	G (2)	1.0	25 SEP 1975	MIYAGI MAX, Miyagi (JPN)	8
7	KOZAI Hiroaki	F/G (4/1)	3.5	14 JUL 1988	FIGHTING ILLINOI, Champaign (USA)	16
8	SATO Satoshi	G (2)	1.0	5 JUN 1976	MIYAGI MAX, Miyagi (JPN)	13
9	SUZUKI Akimasa	C/F (5/4)	3.5	2 FEB 1977	CHIBA HAWKS, Chiba (JPN)	13
10	KYOYA Kazuyuki	G (1)	1.0	13 AUG 1971	CHIBA HAWKS, Chiba (JPN)	16
11	TOYOSHIMA Akira	G (2)	2.0	16 FEB 1989	MIYAGI MAX, Miyagi (JPN)	7
12	SHIROMARU Fumiaki	F (3)	3.5	3 FEB 1977	WORLD BBC, Aichi (JPN)	5
13	MIYAJIMA Tetsuya	F (4)	4.0	29 NOV 1988	TOYAMA WBC, Toyama (JPN)	13
14	NAKAZAWA Masato	C (5)	4.0	27 SEP 1982	MIYAGI MAX, Miyagi (JPN)	7
15	FUJIMOTO Reo	C (5)	4.5	22 SEP 1983	MIYAGI MAX, Miyagi (JPN)	16
Team Average						11.6

Coach IWASA Yoshiaki
Assistant Coach OIKAWA Shimpei

Team Uniform Colour
Light: White
Dark: Black

NOTES

Number of games played at the official IWBF/IWBF zones championships for senior men/women (provided by IWBF)

LEGEND

(C) Captain C Centre F Forward G Guard Pos Playing Position



Wheelchair Basketball

Men



Team Roster

As of WED 29 AUG 2012 at 13:11

POL - Poland

No.	Name	Pos	Sport Class	Date of Birth	Club - Season 2011/2012	Int'l. Games Played
4	GORZKOWICZ Slawomir	F (3/4)	3.0	16 JUN 1973	Start Rzeszow, Rzeszow (POL)	135
5	FILIPSKI Mateusz	C/G (5/1)	4.0	16 MAR 1988	Galatasaray, Istanbul (TUR)	120
6	MACEK Andrzej	G/F (2/3)	1.5	23 MAR 1992	Ammiccacci Giulianova, Giulianova (ITA)	42
7	WISNIK Robert	C/F (5/4)	4.0	22 APR 1992	LTRSN Lodz, Lodz (POL)	38
8	PIETRZYK Krzysztof	G/F (2/3)	1.0	9 MAR 1981	LTRSN Lodz, Lodz (POL)	41
9	WROBEL Marcin	G/F (2/3)	1.0	4 AUG 1986	Unia Kosztowy, Myslowice (POL)	62
10	BANDURA Krzysztof	C/F (5/4)	4.0	5 FEB 1982	Ruota Rieti, Rieti (ITA)	124
11	LUSZYNSKI Piotr	C/G (5/2)	4.5	8 DEC 1973	Galatasaray, Istanbul (TUR)	132
12	BALCEROWSKI Marcin (C)	G/F (2/3)	1.0	3 JAN 1977	RSC Rollis Zwickau, Zwickau (GER)	130
13	MOSLER Dominik	C/F (5/4)	4.0	13 JUL 1984	HB Torino, Torino (ITA)	51
14	DARNIKOWSKI Piotr	G/F (2/3)	1.0	7 APR 1984	LTRSN Lodz, Lodz (POL)	18
15	CYRUL Jan	G/F (1/3)	3.0	6 APR 1962	Start Rzeszow, Rzeszow (POL)	148
Team Average						86.8

Coach LUSZYNSKI Piotr
Assistant Coach LUSZYNSKI Stanislaw

Team Uniform Colour
Light: White
Dark: Red

NOTES

Number of games played at the official IWBF/IWBF zones championships for senior men/women (provided by IWBF)

LEGEND

(C) Captain C Centre F Forward G Guard Pos Playing Position



Wheelchair Basketball

Men



Team Roster

As of WED 29 AUG 2012 at 13:11

RSA - South Africa

No.	Name	Pos	Sport Class	Date of Birth	Club - Season 2011/2012	Int'l. Games Played
4	RETIEF Marcus (C)	G (2)	1.0	11 DEC 1975	Discovery Eagles, Johannesburg (RSA)	118
5	LOUW Kyle	G (2)	1.5	19 AUG 1992	Ricoh Pumas, Pretoria (RSA)	64
6	OESCHGER Kobus	G (2/1)	2.5	10 FEB 1971	Bladerunners, Pretoria (RSA)	114
7	GOVENDER Justin	G (2)	1.0	21 MAY 1978	Hellios Wings, Durban (RSA)	110
8	van NIEKERK Samuel	G/F (2/3)	2.5	26 AUG 1988	Ricoh Pumas, Pretoria (RSA)	44
9	GUMBI Siphamandla	G (1/2)	2.5	19 AUG 1975	Hellios Wings, Durban (RSA)	120
10	PAPENFUS Marius	G (1/2)	2.5	30 OCT 1977	Bladerunners, Pretoria (RSA)	115
11	MOOKETSI Gift	G (2/1)	2.5	11 AUG 1983	Mongoose, Mafikeng (RSA)	84
12	MBANDE Luvuyo	F (4/3)	3.5	1 NOV 1983	DHL Flyers, East London (RSA)	93
13	JELLOWS Stuart	F/C (4/5)	4.5	7 MAR 1977	Discovery Eagles, Johannesburg (RSA)	92
14	VELLOEN Jacobus	C/F (5/4)	4.5	26 MAY 1983	Bladerunners, Pretoria (RSA)	75
15	NORTJE Richard	F/C (4/5)	4.5	27 OCT 1980	Bladerunners, Pretoria (RSA)	149
Team Average						98.2

Coach FICK Patrick
Assistant Coach BELEN Pierre (FRA)
Assistant Coach MOEPENG Gaebogae

Team Uniform Colour
Light: White
Dark: Green

NOTES
Number of games played at the official IWBF/IWBF zones championships for senior men/women (provided by IWBF)

LEGEND
(C) Captain **C** Centre **F** Forward **G** Guard **Pos** Playing Position





Wheelchair Basketball

Men



Team Roster

As of WED 29 AUG 2012 at 13:11

TUR - Turkey

No.	Name	Pos	Sport Class	Date of Birth	Club - Season 2011/2012	Int'l. Games Played
4	ERCAN Aytac (C)	F (4)	4.0	21 DEC 1976	Besiktas Sports Club, Istanbul (TUR)	40
5	GURBULAK Ozgur (C)	G (2)	4.0	30 APR 1981	Galatasaray Sports Club, Istanbul (TUR)	40
6	GUNDOGDU Fikri	G (1)	1.0	15 JUN 1985	Galatasaray Sports Club, Istanbul (TUR)	32
7	TURAN Ali Asker	G (2)	3.5	1 SEP 1979	Galatasaray Sports Club, Istanbul (TUR)	45
8	AR Ismail	G (1)	1.0	28 NOV 1985	Galatasaray Sports Club, Istanbul (TUR)	25
9	ACAR Deniz	G (2)	2.5	9 JAN 1976	Besiktas Sports Club, Istanbul (TUR)	18
10	GEZINCI Cem	C (5)	4.5	1 SEP 1985	Besiktas Sports Club, Istanbul (TUR)	15
11	DALAY Kaan	F (3)	2.0	26 JUL 1981	Besiktas Sports Club, Istanbul (TUR)	40
12	YILMAZ Bulent	G (2)	3.5	3 FEB 1979	Besiktas Sports Club, Istanbul (TUR)	28
13	GUMUS Ferit	F (4)	3.0	10 JAN 1981	Galatasaray Sports Club, Istanbul (TUR)	40
14	ARSLANOGLU Murat	F (4)	3.5	16 DEC 1979	Kardemir Sports Club, Karabuk (TUR)	25
15	BOZ Bestami	G (1)	1.5	1 AUG 1983	Izmir BSB Sports Club, Izmir (TUR)	22
Team Average						30.8

Coach ONUT Mehmet
Assistant Coach DEMIRBAS Celal

Team Uniform Colour
Light: White
Dark: Red

NOTES

Number of games played at the official IWBF/IWBF zones championships for senior men/women (provided by IWBF)

LEGEND

(C) Captain C Centre F Forward G Guard Pos Playing Position



Wheelchair Basketball

Men



Team Roster

As of WED 29 AUG 2012 at 13:11

USA - United States

No.	Name	Pos	Sport Class	Date of Birth	Club - Season 2011/2012	Int'l. Games Played
4	BARBER Eric	G (2/1)	1.0	7 DEC 1970	Waukesha Thunder, Waukesha (USA)	2
5	CHAMBERS Joseph	C (5/4)	4.0	10 JAN 1982	Golden State, Sacramento (USA)	2
6	LADE Jeremy	G (1/2)	2.5	6 JAN 1981	Milwaukee Bucks, Milwaukee (USA)	2
7	TUREK Joshua	F (4/3)	3.5	12 APR 1979	Getafe Spain, Getafe (ESP)	2
8	JENIFER Trevon	F (3/4)	2.5	7 SEP 1988	Bay City Erie, Bay City (USA)	1
9	WALLER William (C)	G (4/3)	3.0	5 OCT 1973	Cleveland WC Cavs, Cleveland (USA)	2
10	SCOTT Matt	F (3/4)	3.5	27 MAR 1985	Istanbul Galatasaray, Istanbul (TKM)	2
11	SERIO Steven	G (3/2)	3.5	8 SEP 1987	RSV-LAHN Dill, Frankfurt (GER)	2
12	NELMS Jason	G (2/1)	2.5	11 NOV 1980	Dallas Wheelchair Maveric, Dallas (USA)	2
13	LYNCH Ian	G (2/1)	1.0	20 APR 1984	CMB Santa Luchia Sport, Santa Luchia (ITA)	1
14	SCHULTE Paul (C)	G (1/2)	3.0	5 MAR 1979	Orlando Magic, Orlando (USA)	3
15	HINZE Nate	C (5/4)	4.5	12 JUN 1988	Milwaukee Bucks, Milwaukee (USA)	1
Team Average						1.8

Coach GLATCH Jim
Assistant Coach COLWELL Tom
Assistant Coach JUETTE Melvin

Team Uniform Colour
Light: White
Dark: Blue

NOTES
Number of games played at the official IWBF/IWBF zones championships for senior men/women (provided by IWBF)

LEGEND
(C) Captain **C** Centre **F** Forward **G** Guard **Pos** Playing Position





Results

Game 1 **USA 50 vs 59 TUR** Attendance: 3194

USA 50 vs 59 TUR
(13:18, 12:13, 20:11, 5:17)

Referee: GREGORY Christopher (GBR)

Commissioner: CHOINIÈRE Jean (CAN)

Umpire: GIORDANO Sergio (CAN) / KANNO Eisuke (JPN)

Scoring by 5 min intervals:	USA	Q1	Q2	Q3	Q4	TUR
		9 13	20 25	37 45	46 50	
		12 18	25 31	39 42	48 59	

USA - United States

No.	Name	Sport Class	MIN	Field Goals		2 Points		3 Points		Free Throws		Rebounds			AS	TO	ST	BS	PF	FD	PTS	
				M / A	%	M / A	%	M / A	%	M / A	%	OR	DR	TOT								
4	BARBER Eric	1.0	13:39	0/1	0	0/1	0						1	1		1					0	
5	CHAMBERS Joseph	4.0	26:59	7/24	29	7/23	30	0/1	0	3/6	50	4	5	9		1	3				4	17
6	LADE Jeremy	2.5	15:39	2/7	29	2/7	29					1	1	2	4	1			1		4	
*7	TUREK Joshua	3.5	12:43	2/3	67	2/3	67			2/3	67			4	4	2	2			2	3	6
*8	JENIFER Trevon	2.5	7:55							1/2	50					1				1	1	1
9	WALLER William (C)	3.0	18:28	3/8	38	3/8	38					3	3	6	1				5		6	
*10	SCOTT Matt	3.5	21:14	3/7	43	3/6	50	0/1	0	0/2	0	4	2	6	3	1				3	6	
*11	SERIO Steven	3.5	11:21	0/2	0	0/2	0					1		1	1	1			1	1	0	
12	NELMS Jason	2.5	18:39	1/8	13	1/7	14	0/1	0						2		1				2	
*13	LYNCH Ian	1.0	26:21	1/2	50	1/2	50			1/2	50	1		1	2				2	1	3	
14	SCHULTE Paul (C)	3.0	19:23	1/4	25	1/4	25			1/2	50	3	2	5	1	3	1		1	2	3	
15	HINZE Nate	4.5	7:39	1/4	25	1/4	25							1	1	1	1		1		2	
Team / Coach																						
Totals				21/70	30	21/67	31	0/3	0	8/17	47	17	20	37	16	13	7			14	15	50
Coach		GLATCH Jim																				
Assistant Coach		COLWELL Tom									JUETTE Melvin											

TUR - Turkey

No.	Name	Sport Class	MIN	Field Goals		2 Points		3 Points		Free Throws		Rebounds			AS	TO	ST	BS	PF	FD	PTS
				M / A	%	M / A	%	M / A	%	M / A	%	OR	DR	TOT							
4	ERCAN Aytac (C)	4.0	2:55							1/2	50		2	2		1				1	1
*5	GURBULAK Ozgur (C)	4.0	35:00	4/15	27	4/12	33	0/3	0	1/4	25	1	9	10	15	9	2		2	4	9
6	GUNDOGDU Fikri	1.0	8:29																		0
7	TURAN Ali Asker	3.5	8:29	1/2	50	1/2	50									1	1			1	2
*8	AR Ismail	1.0	40:00	7/10	70	7/10	70					4	1	5	1	1		3		14	
9	ACAR Deniz	2.5	13:34	1/4	25	1/3	33	0/1	0						1	1	1		2		2
*10	GEZINCI Cem	4.5	37:05	7/10	70	7/10	70			1/2	50	2	15	17		4		1	2	1	15
11	DALAY Kaan	2.0	12:44	4/7	57	4/7	57			0/2	0					1			2	1	8
12	YILMAZ Bulent	3.5	5:00	0/1	0	0/1	0									2					0
*13	GUMUS Ferit	3.0	20:52	2/5	40	2/5	40			4/6	67	2	2	4	1	2		1	2	5	8
14	ARSLANOGLU Murat	3.5																			
*15	BOZ Bestami	1.5	15:52	0/2	0	0/2	0					1	1	2					2	1	0
Team / Coach																					
Totals				26/56	46	26/52	50	0/4	0	7/16	44	12	33	45	18	22	3	2	15	14	59
Coach		ONUT Mehmet																			
Assistant Coach		DEMIRBAS Celal																			

	USA	TUR
Points from Turnovers	11	4
Points in the Paint	30	44
Second Chance Points	8	10
Fast Break Points	6	6

	USA	TUR
Biggest Lead	3	10
Biggest Scoring Run	6-0 (39-39)	10-0 (48-58)
Lead Changes	2	
Times Tied	4	

LEGEND

%	Shooting Percentage	(C)	Captain	*	Starters	AS	Assists	BS	Blocked Shots
DR	Defensive Rebounds	FD	Fouls Drawn	M / A	Made / Attempts	MIN	Minutes Played	OR	Offensive Rebounds
PF	Fouls	PTS	Points	Qx	Quarter Time	ST	Steals	TO	Turnovers
TOT	Total Rebounds								



Results

Game 2

ESP 67 vs 40 ITA
(19:12, 20:14, 14:8, 14:6)

Attendance: 4126

Referee: MARQUES Rui (BRA)

Commissioner: MAGALLANES Juan (MEX)

Umpire: RADYKAS Linas (LTU) / GAUTHIER Sebastien (CAN)

Scoring by 5 min intervals:	ESP ITA	Q1		Q2		Q3		Q4	
		7	19	31	39	45	53	61	67
		3	12	22	26	34	34	38	40

ESP - Spain

No.	Name	Sport Class	MIN	Field Goals		2 Points		3 Points		Free Throws		Rebounds			AS	TO	ST	BS	PF	FD	PTS
				M / A	%	M / A	%	M / A	%	M / A	%	OR	DR	TOT							
4	MENA PEREZ Roberto	4.0																			
*5	de PAZ PAZO Diego (C)	4.0	31:11	7/12	58	7/11	64	0/1	0	4/4	100		5	5	5	4		1	3	2	18
6	COSTAS de MIRANDA Bernabe	2.5																			
*7	RODRIGUEZ MARTIN Daniel	1.0	32:09	2/2	100	2/2	100			1/2	50		1	1	2	3			2	2	5
8	SANCHEZ LARA Francisco	1.0	4:50																		0
*9	ZARZUELA BELTRAN Alejandro	3.0	36:57	3/3	100	3/3	100			4/6	67	1	4	5	2	7	2	1	1	4	10
*10	GARCIA MORENO Ismael	4.0	23:26	5/9	56	5/8	63	0/1	0			1	10	11	1	1	1	1	1	2	10
11	GARCIA PEREIRO Asier	4.0	22:22	6/10	60	6/10	60					3	1	4	1	1			4		12
12	ROMERO MARTIN Jesus	3.0	6:04	0/1	0	0/1	0						1	1	1	1					0
*13	MUINO GAMEZ Rafael	2.0	36:59	3/7	43	3/7	43			4/6	67		6	6	5	5	1		1	8	10
14	MOURIZ DOPICO David	2.5	3:01	1/1	100	1/1	100						1	1							2
15	LLAMBI RIERA Jaume	1.5	3:01													1					0
Team / Coach													3	3		1					
Totals				27/45	60	27/43	63	0/2	0	13/18	72	5	32	37	17	23	5	3	12	18	67
Coach		TRIGO DIEZ Oscar																			
Assistant Coach		CARRION RUIZ Abraham										PEREZ TEJERO Javier									

ITA - Italy

No.	Name	Sport Class	MIN	Field Goals		2 Points		3 Points		Free Throws		Rebounds			AS	TO	ST	BS	PF	FD	PTS
				M / A	%	M / A	%	M / A	%	M / A	%	OR	DR	TOT							
*4	RAIMONDI Fabio	2.0	19:05	3/6	50	2/3	67	1/3	33	1/2	50		1	1	3	5			2	1	8
5	GENINAZZI Jacopo	4.0	5:23									1	1	2					1		0
*6	MOUKHARIQ Amine	3.0	22:45	3/7	43	3/6	50	0/1	0				1	1	3		1		1	3	6
7	DAMIANO Nicola	1.0	3:40	0/1	0	0/1	0						1	1							0
8	MARCHIONNI Galliano	4.5	17:09	1/6	17	1/5	20	0/1	0	2/2	100		1	1	2	1	1		3	2	4
*9	di BERNARDO Vincenzo	3.0	24:28	1/8	13	1/8	13						1	1	2	2			2		2
10	AIROLDI Damiano	1.0	20:55	1/3	33	1/3	33					1		1	2				2		2
11	PELLEGRINI Alberto	4.5	13:20	1/2	50	1/2	50					1	3	4		1			1	1	2
*12	CAVAGNINI Matteo (C)	4.5	25:03	3/10	30	3/10	30			2/4	50	3	4	7	1	2		3	4	8	
13	BERNARDIS Fabio	2.5	11:52	1/4	25	1/3	33	0/1	0			1		1	1	1		1		2	
*14	RAOURAHI Ahmed	1.5	23:39	2/8	25	2/8	25			0/2	0	2		2	2	2		2	1	4	
15	SANNA ALI Mohamed	1.5	12:41	1/3	33	1/3	33						2	2		1					2
Team / Coach												1		1		4					
Totals				17/58	29	16/52	31	1/6	17	5/10	50	10	15	25	11	18	7		18	12	40
Coach		FISHER JR Clifford William (USA)																			
Assistant Coach		CAPPELLETTI Dionigi																			

	ESP	ITA
Points from Turnovers	20	2
Points in the Paint	40	18
Second Chance Points	6	4
Fast Break Points	5	2

	ESP	ITA
Biggest Lead	27	0
Biggest Scoring Run	12-0 (57-34)	4-0 (13-9)
Lead Changes	0	
Times Tied	0	

LEGEND

%	Shooting Percentage	(C)	Captain	*	Starters	AS	Assists	BS	Blocked Shots
DR	Defensive Rebounds	FD	Fouls Drawn	M / A	Made / Attempts	MIN	Minutes Played	OR	Offensive Rebounds
PF	Fouls	PTS	Points	Qx	Quarter Time	ST	Steals	TO	Turnovers
TOT	Total Rebounds								



Results

Game 3 **JPN 53 vs 68 CAN** Attendance: 6042
(11:16, 10:19, 10:18, 22:15)

Referee: ROJA Cristian (ITA) Commissioner: FODEN Emma (GBR)
Umpire: HARGREAVES Darrell (USA) / FRONCZAK Adam (POL)

Scoring by 5 min intervals:	JPN	Q1		Q2		Q3		Q4	
		CAN	4	11	15	21	27	31	42
		6	16	25	35	44	53	64	68

JPN - Japan

No.	Name	Sport Class	MIN	Field Goals		2 Points		3 Points		Free Throws		Rebounds			AS	TO	ST	BS	PF	FD	PTS
				M / A	%	M / A	%	M / A	%	M / A	%	OR	DR	TOT							
*4	FUJII Shingo (C)	1.5	26:29	2/2	100	2/2	100			0/1	0		3	3	1	3			1	1	4
5	MASUBUCHI Tomomi	3.0	22:31	4/8	50	4/8	50					2	3	5	4	2			1		8
*6	TOKAIRIN Kazuyuki	1.0	20:00	1/1	100	1/1	100									1			2		2
*7	KOZAI Hiroaki	3.5	26:31	4/12	33	3/8	38	1/4	25			1	2	3	5	3			4	1	9
8	SATO Satoshi	1.0	10:00	2/2	100	2/2	100			0/1	0			2	2				1	1	4
9	SUZUKI Akimasa	3.5	6:18	1/2	50	1/2	50								2	1					2
10	KYOYA Kazuyuki	1.0	10:00													1			2		0
11	TOYOSHIMA Akira	2.0	13:31	1/2	50	1/2	50								1	3			1	1	2
*12	SHIROMARU Fumiaki	3.5	11:11	1/3	33	1/3	33					2	2	2				1		2	
13	MIYAJIMA Tetsuya	4.0	13:29	2/5	40	2/5	40					2	2	3		2		2		4	
14	NAKAZAWA Masato	4.0	4:29																		0
*15	FUJIMOTO Reo	4.5	35:31	7/17	41	6/15	40	1/2	50	1/2	50		11	11	1	2	3			1	16
Team / Coach																					
Totals				25/54	46	23/48	48	2/6	33	1/4	25	3	26	29	19	17	5		15	5	53
Coach		IWASA Yoshiaki																			
Assistant Coach		OIKAWA Shimpei																			

CAN - Canada

No.	Name	Sport Class	MIN	Field Goals		2 Points		3 Points		Free Throws		Rebounds			AS	TO	ST	BS	PF	FD	PTS
				M / A	%	M / A	%	M / A	%	M / A	%	OR	DR	TOT							
4	DUREPOS Dave	3.5	9:13	3/6	50	2/5	40	1/1	100					1				1		7	
5	ROUILLARD Yvon	3.0	7:28	3/5	60	3/5	60					1		1						6	
6	HEDGES Bo (C)	2.5	22:32	6/12	50	6/12	50							2		1			1	12	
*7	PETER Richard	2.5	19:13	0/4	0	0/4	0					2	2	3	1	1	1	1	1	0	
*8	JOHNSON Joey	4.5	16:15	0/1	0	0/1	0			1/2	50	6	6	2		1			1	1	
9	LANCIA Adam	4.0	15:18	1/5	20	1/5	20					2	2	2	3	2		1	2	2	
*10	DINI Abdi	1.0	22:57	0/5	0	0/5	0					1	1	2	2	1	1	1		0	
11	JASSMAN Chad	1.5	10:00	1/2	50	1/2	50					1	1							2	
*12	ANDERSON Patrick	4.5	28:51	15/21	71	15/20	75	0/1	0	2/2	100	2	11	13	3	3	2	1	8	32	
13	WAGNER Brandon	1.0	9:13	0/1	0	0/1	0													0	
*14	MILLER Tyler	1.5	28:37	1/3	33	1/3	33					4	3	7	1	1			1	2	
15	ENG David (C)	4.5	10:23	2/3	67	2/2	100	0/1	0			2	2	4	1	1			1	4	
Team / Coach																					
Totals				32/68	47	31/65	48	1/3	33	3/4	75	9	28	37	17	11	8	2	5	15	68
Coach		TONELLO Jerry																			
Assistant Coach		BOWES Paul la SERRA Christian																			

	JPN	CAN
Points from Turnovers	11	14
Points in the Paint	36	46
Second Chance Points	2	10
Fast Break Points	5	6

	JPN	CAN
Biggest Lead	2	24
Biggest Scoring Run	8-0 (51-66)	8-0 (11-18)
Lead Changes	5	
Times Tied	2	

LEGEND

%	Shooting Percentage	(C)	Captain	*	Starters	AS	Assists	BS	Blocked Shots
DR	Defensive Rebounds	FD	Fouls Drawn	M / A	Made / Attempts	MIN	Minutes Played	OR	Offensive Rebounds
PF	Fouls	PTS	Points	Qx	Quarter Time	ST	Steals	TO	Turnovers
TOT	Total Rebounds								



Results

Game 5

COL 45 vs 63 POL
(11:16, 18:14, 8:14, 8:19)

Attendance: 4323

Referee: WELLS Matt (AUS)

Commissioner: McALEESE Allan (GBR)

Umpire: BILMEZ Nureddin (TUR) / PEIC Krunoslav (CRO)

Scoring by 5 min intervals:	COL	Q1		Q2		Q3		Q4	
		6	11	19	29	33	37	39	45
	POL	12	16	22	30	36	44	53	63

COL - Colombia

No.	Name	Sport Class	MIN	Field Goals		2 Points		3 Points		Free Throws		Rebounds			AS	TO	ST	BS	PF	FD	PTS
				M / A	%	M / A	%	M / A	%	M / A	%	OR	DR	TOT							
4	CAPACHO Diego	3.0	6:17	0/1	0	0/1	0								2	1			1		0
*5	ALZATE Guillermo	1.5	32:42	2/5	40	2/5	40					1		1		3			4		4
6	RIOS ROA Wilman	3.5																			
*7	SANZ LONDONO Nelson (C)	4.5	40:00	10/22	45	10/21	48	0/1	0	1/1	100		8	8	2	1	1			4	21
9	GARCIA German	1.0	15:48																1		0
*10	LEEP IPEMA Jose	3.0	31:40	4/10	40	4/9	44	0/1	0	0/2	0		3	3	4	6			3	4	8
11	HERNANDEZ Jhon	3.5	4:44	0/1	0	0/1	0								1				1	1	0
*12	CHAPARRO Miguel	1.0	31:30	2/5	40	2/5	40			0/2	0	2	2	4	3	3	1	1	3	1	4
14	DIAZ TORRES Daniel	4.5	5:15	1/2	50	1/2	50						2	2			1			1	2
*15	HAWKINS Rodney	4.0	32:04	3/7	43	3/7	43						6	6		4	1	1	2	5	6
Team / Coach												2	2	4		1					
Totals				22/53	42	22/51	43	0/2	0	1/5	20	5	23	28	11	20	4	2	15	16	45
Coach		TAPIAS PATRON Jose																			
Assistant Coach		VELASQUEZ GOMEZ Fredy																			

POL - Poland

No.	Name	Sport Class	MIN	Field Goals		2 Points		3 Points		Free Throws		Rebounds			AS	TO	ST	BS	PF	FD	PTS
				M / A	%	M / A	%	M / A	%	M / A	%	OR	DR	TOT							
4	GORZKOWICZ Slawomir	3.0	0:12																		0
*5	FILIPSKI Mateusz	4.0	30:29	8/20	40	8/15	53	0/5	0	2/2	100	2	9	11	8	2	3		5	5	18
*6	MACEK Andrzej	1.5	18:30	3/5	60	3/5	60								1				1	1	6
7	WISNIK Robert	4.0	2:43												1				1		0
8	PIETRZYK Krzysztof	1.0	1:31												1						0
9	WROBEL Marcin	1.0	15:03	0/1	0	0/1	0								1	1			2	2	0
10	BANDURA Krzysztof	4.0	17:04	2/6	33	2/6	33						2	2	1				1		4
*11	LUSZYNSKI Piotr	4.5	29:44	8/13	62	8/13	62			1/1	100	2	10	12	12	5			2	2	17
*12	BALCEROWSKI Marcin (C)	1.0	38:29	7/11	64	7/11	64			4/6	67	1	2	3	1	2				4	18
13	MOSLER Dominik	4.0	10:16	0/4	0	0/4	0								1				1		0
14	DARNIKOWSKI Piotr	1.0	6:27									1		1							0
*15	CYRUL Jan	3.0	29:32										3	3	1				3		0
Team / Coach												1	2	3							
Totals				28/60	47	28/55	51	0/5	0	7/9	78	7	28	35	22	13	6		16	14	63
Coach		LUSZYNSKI Piotr																			
Assistant Coach		LUSZYNSKI Stanislaw																			

	COL	POL
Points from Turnovers	11	19
Points in the Paint	32	38
Second Chance Points	2	4
Fast Break Points	6	6

	COL	POL
Biggest Lead	1	20
Biggest Scoring Run	8-0 (27-26)	9-0 (39-53)
Lead Changes	6	
Times Tied	1	

LEGEND

%	Shooting Percentage	(C)	Captain	*	Starters	AS	Assists	BS	Blocked Shots
DR	Defensive Rebounds	FD	Fouls Drawn	M / A	Made / Attempts	MIN	Minutes Played	OR	Offensive Rebounds
PF	Fouls	PTS	Points	Qx	Quarter Time	ST	Steals	TO	Turnovers
TOT	Total Rebounds								



Results

Game 8

GBR 72 vs 77 GER
(10:21, 17:13, 23:13, 16:19, 6:11)

Attendance: 5342

Referee: URUNUELA Juan (ESP)

Commissioner: CHOINIÈRE Jean (CAN)

Umpire: QUINTANA Mati (ARG) / FARRUGIA Valerie (FRA)

Scoring by 5 min intervals:	GBR	Q1	Q2	Q3	Q4	OT1
	6	10	18	27	37	50
	7	21	34	34	41	47
					59	66
					58	66
						72
						77

GBR - Great Britain

No.	Name	Sport Class	MIN	Field Goals		2 Points		3 Points		Free Throws		Rebounds			AS	TO	ST	BS	PF	FD	PTS
				M/A	%	M/A	%	M/A	%	M/A	%	OR	DR	TOT							
4	CHOUDHRY Gaz	4.0	3:25	0/3	0	0/3	0														0
5	HIGHCOCK Dan	4.5	0:29																		0
6	SEALY Matt	2.0	4:24	0/1	0	0/1	0								2					1	0
*7	BYWATER Terry	4.5	36:30	9/20	45	9/18	50	0/2	0	1/1	100	3	5	8	9	1			1	3	19
*8	MUNN Simon	4.0	33:37	6/11	55	6/11	55			9/12	75	3	11	14		1	1		4	7	21
9	POLLOCK Joni	2.5	21:09	1/5	20	1/3	33	0/2	0				1	1	6	2	1		4		2
*10	JAMA Abdi (C)	1.0	41:23	5/11	45	5/11	45					3	2	5		1			3	2	10
11	BYRNE Matt (C)	1.5	13:16							4/4	100										4
12	SAGAR Ian	3.0	30:43	4/6	67	4/6	67			3/5	60		7	7	1	3			1	7	11
*13	van der LINDEN Gertjan	2.0	14:58	1/2	50	1/2	50						1	1	1	2			2		2
14	HALL Jon	3.0	4:32	0/1	0	0/1	0														0
*15	OROGBEMI Ade	2.5	20:34	1/2	50	1/2	50			1/2	50		1	1	2	2			4	5	3
Team / Coach												1	3	4		1				1	
Totals				27/62	44	27/58	47	0/4	0	18/24	75	10	31	41	22	13	2		21	26	72
Coach		TRESEDER Murray (AUS)																			
Assistant Coach		BHANIA Haj										THOMAS Sinclair									

GER - Germany

No.	Name	Sport Class	MIN	Field Goals		2 Points		3 Points		Free Throws		Rebounds			AS	TO	ST	BS	PF	FD	PTS
				M/A	%	M/A	%	M/A	%	M/A	%	OR	DR	TOT							
4	LOHMANN Bjoern	1.0	12:32	0/1	0	0/1	0			0/2	0								1	1	0
5	ISMAL Sercan	1.0																			0
*6	HEIMBACH Matthias	1.0	36:29	0/2	0	0/2	0								2	1			2		0
7	GUNDERT Thomas	2.0	10:45									1	1		1	1			3		0
*8	BIENEK Andre	3.0	39:10	4/6	67	2/4	50	2/2	100	5/8	63	4	7	11	12		1		4	7	15
9	MAGENHEIM Sebastian	3.5	24:27	4/11	36	4/11	36					3	2	5	2	1			2	2	8
10	KRESS Andreas	3.5	3:36																		0
11	PASSIWAN Dirk	4.5	33:56	12/27	44	11/23	48	1/4	25	1/3	33	1	8	9	4				3	5	26
*12	WOLK Sebastian	4.0	16:57	7/10	70	7/10	70			1/4	25	4	2	6		1			4	4	15
*13	HALLER Jan	2.0	30:14	5/14	36	4/12	33	1/2	50			2	3	5	2	1		1	5		11
14	BOEHME Thomas	3.0	7:42	0/3	0	0/3	0			2/2	100				2				1	1	2
*15	KOEHLER Dirk	4.0	9:12	0/1	0	0/1	0						2	2					1		0
Team / Coach												1	3	4		2					
Totals				32/75	43	28/67	42	4/8	50	9/19	47	15	28	43	22	8	3	1	26	20	77
Coach		ZELTINGER Nicolai																			
Assistant Coach		ENNS Bruce (CAN)																			

	GBR	GER
Points from Turnovers	8	15
Points in the Paint	22	30
Second Chance Points	6	11
Fast Break Points	6	

	GBR	GER
Biggest Lead	3	18
Biggest Scoring Run	13-0 (29-34)	9-0 (6-13)
Lead Changes	10	
Times Tied	9	

LEGEND

%	Shooting Percentage	(C)	Captain	*	Starters	AS	Assists	BS	Blocked Shots
DR	Defensive Rebounds	FD	Fouls Drawn	M/A	Made / Attempts	MIN	Minutes Played	OR	Offensive Rebounds
OTx	Overtime	PF	Fouls	PTS	Points	Qx	Quarter Time	ST	Steals
TO	Turnovers	TOT	Total Rebounds						



Results

Game 9 **AUS 93 vs 39 RSA** Attendance: 2106**AUS 93 vs 39 RSA**
(27:16, 20:4, 26:10, 20:9)

Referee: WARMERDAM Saskia (NED)

Commissioner: FODEN Emma (GBR)

Umpire: MATHIAS Gustavo (BRA) / KINDERVATER Max (GER)

Scoring by 5 min intervals:	AUS	Q1		Q2		Q3		Q4	
		RSA	16	27	36	47	64	73	85
		7	16	16	20	24	30	37	39

AUS - Australia

No.	Name	Sport Class	MIN	Field Goals		2 Points		3 Points		Free Throws		Rebounds			AS	TO	ST	BS	PF	FD	PTS	
				M / A	%	M / A	%	M / A	%	M / A	%	OR	DR	TOT								
*4	EVESON Justin	4.5	16:27	9/11	82	8/10	80	1/1	100	2/6	33	3	4	7	5		1		2	3	21	
5	LATHAM Bill	4.0	17:34	6/8	75	6/8	75			1/3	33	2	1	3	2	1	1	1	3	3	13	
6	STIBNERS Brett	4.0	23:33	5/10	50	5/9	56	0/1	0	0/1	0	1	1	2	3	2	1	1	3	1	10	
*7	NORRIS Shaun	3.0	19:26	6/13	46	6/12	50	0/1	0	5/7	71	1	3	4	6	2	3		3	7	17	
*8	HARTNETT Michael	1.0	14:16	0/1	0	0/1	0							1	1	1			1	1	0	
9	KNOWLES Tristan	4.0	15:49	5/8	63	5/6	83	0/2	0	5/7	71	1	4	5	2	1			3	4	15	
*10	BLAIR Jannik	1.0	12:21																		0	
11	SIMMONS Tige	1.0	16:30																1		0	
12	MIZENS Grant	2.0	17:38	1/1	100	1/1	100						1	1	1					1	2	
13	ALCOTT Dylan	1.0	16:53	0/2	0	0/2	0						1	1	2		1		1		0	
14	TAYLOR Nick	2.0	14:22	2/4	50	2/3	67	0/1	0				3	3	3	2			1	1	4	
*15	NESS Brad (C)	4.5	15:11	5/8	63	5/8	63			1/2	50		1	1	2	1	2		3	2	11	
Team / Coach																						
Totals				39/66	59	38/60	63	1/6	17	14/26	54	9	23	32	27	7	10	2	21	23		93
Coach		ETTRIDGE Ben																				
Assistant Coach		FERIANI Matteo (ITA)													KYLE Tom							

RSA - South Africa

No.	Name	Sport Class	MIN	Field Goals		2 Points		3 Points		Free Throws		Rebounds			AS	TO	ST	BS	PF	FD	PTS	
				M / A	%	M / A	%	M / A	%	M / A	%	OR	DR	TOT								
4	RETIEF Marcus (C)	1.0	18:50																1		0	
5	LOUW Kyle	1.5	13:51	0/1	0	0/1	0												2	1	0	
6	OESCHGER Kobus	2.5	5:58									1	1	1	1				2	2	0	
*7	GOVENDER Justin	1.0	19:16																2		0	
8	van NIEKERK Samuel	2.5	11:54	0/2	0	0/2	0									1				1	0	
*9	GUMBI Siphamandla	2.5	17:06	4/6	67	4/6	67			0/2	0		1	1	1	5			3	3	8	
*10	PAPENFUS Marius	2.5	26:19	3/9	33	3/9	33			2/2	100	2		2	2	5			1	2	8	
11	MOOKETSI Gift	2.5	8:40	0/1	0	0/1	0			0/2	0		2	2		1			1	1	0	
*12	MBANDE Luvuyo	3.5	26:09	1/5	20	1/5	20					1	1	2	1	2			2	1	2	
13	JELLOWS Stuart	4.5	17:15	2/2	100	2/2	100			1/4	25		5	5	2	3	1		3	2	5	
14	VELLOEN Jacobus	4.5	10:00	0/2	0	0/2	0			2/2	100					1			3	1	2	
*15	NORTJE Richard	4.5	24:42	5/13	38	4/11	36	1/2	50	3/4	75		10	10	2	5			3	7	14	
Team / Coach																						
Totals				15/41	37	14/39	36	1/2	50	8/16	50	5	23	28	9	28	1			23	21	39
Coach		FICK Patrick																				
Assistant Coach		BELEN Pierre (FRA)													MOEPENG Gaebogae							

	AUS	RSA
Points from Turnovers	40	4
Points in the Paint	74	14
Second Chance Points	12	6
Fast Break Points	17	2

	AUS	RSA
Biggest Lead	54	0
Biggest Scoring Run	14-0 (54-20)	5-0 (27-16)
Lead Changes		0
Times Tied		0

LEGEND

%	Shooting Percentage	(C)	Captain	*	Starters	AS	Assists	BS	Blocked Shots
DR	Defensive Rebounds	FD	Fouls Drawn	M / A	Made / Attempts	MIN	Minutes Played	OR	Offensive Rebounds
PF	Fouls	PTS	Points	Qx	Quarter Time	ST	Steals	TO	Turnovers
TOT	Total Rebounds								



Results

Game 11

GER 59 vs 46 COL

Attendance: 2513

(17:6, 21:8, 9:15, 12:17)

Referee: GIORDANO Sergio (CAN)

Commissioner: McALEESE Allan (GBR)

Umpire: GOMM Stacy (RSA) / FRONCZAK Adam (POL)

Scoring by 5 min intervals:	GER	Q1	Q2	Q3	Q4	COL
		9	17	28	38	41
		2	6	12	14	25
				47	59	29
				37	46	

GER - Germany

No.	Name	Sport Class	MIN	Field Goals		2 Points		3 Points		Free Throws		Rebounds			AS	TO	ST	BS	PF	FD	PTS
				M/A	%	M/A	%	M/A	%	M/A	%	OR	DR	TOT							
*4	LOHMANN Bjoern	1.0	25:37	3/3	100	3/3	100								1					2	6
5	ISMAIL Sercan	1.0	4:21									1	1								0
6	HEIMBACH Matthias	1.0	19:44	1/1	100	1/1	100								1					2	1
*7	GUNDERT Thomas	2.0	16:33	2/6	33	2/6	33					2	1	3		1				2	4
*8	BIENEK Andre	3.0	23:56	3/9	33	3/8	38	0/1	0	3/4	75		7	7	2	1				1	3
*9	MAGENHEIM Sebastian	3.5	12:37	0/2	0	0/2	0						2	2	1	3				1	0
10	KRESS Andreas	3.5	2:31	0/1	0	0/1	0						1	1	1						0
*11	PASSIWAN Dirk	4.5	25:37	5/14	36	5/12	42	0/2	0	2/5	40	2	6	8	8		1	1	2	4	12
12	WOLK Sebastian	4.0	21:28	6/9	67	6/9	67			1/3	33		4	4	1	1				2	4
13	HALLER Jan	2.0	13:45	1/4	25	1/4	25						1	1	5			1	3	1	2
14	BOEHME Thomas	3.0	19:22	3/6	50	3/6	50			1/2	50	1		1	3	2				2	3
15	KOEHLER Dirk	4.0	14:29	1/3	33	1/3	33			2/2	100	2	3	5	2	2				3	1
Team / Coach																2					
Totals				25/58	43	25/55	45	0/3	0	9/16	56	7	26	33	22	13	4	2	20	17	59
Coach		ZELTINGER Nicolai																			
Assistant Coach		ENNS Bruce (CAN)																			

COL - Colombia

No.	Name	Sport Class	MIN	Field Goals		2 Points		3 Points		Free Throws		Rebounds			AS	TO	ST	BS	PF	FD	PTS
				M/A	%	M/A	%	M/A	%	M/A	%	OR	DR	TOT							
4	CAPACHO Diego	3.0	8:32	0/1	0	0/1	0							1	4					2	0
*5	ALZATE Guillermo	1.5	33:42	4/6	67	4/6	67						1	1	1	3	1			5	8
6	RIOS ROA Wilman	3.5	1:19																		0
*7	SANZ LONDONO Nelson (C)	4.5	36:16	7/13	54	7/13	54			1/6	17	2	8	10	7	3	1			3	6
*9	GARCIA German	1.0	8:57												1		1				0
10	LEEP IPEMA Jose	3.0	31:24	1/6	17	1/5	20	0/1	0	3/8	38	1	1	2	4	4				1	6
11	HERNANDEZ Jhon	3.5	1:46	0/2	0	0/2	0					2		2							0
*12	CHAPARRO Miguel	1.0	37:25	1/7	14	1/7	14					1	2	3	4	2				3	1
14	DIAZ TORRES Daniel	4.5	1:58																	1	0
*15	HAWKINS Rodney	4.0	38:41	7/12	58	7/12	58			2/5	40	2	17	19	1	3	4	1		2	7
Team / Coach													1	1		4					
Totals				20/47	43	20/46	43	0/1	0	6/19	32	8	30	38	19	23	7	1	17	20	46
Coach		TAPIAS PATRON Jose																			
Assistant Coach		VELASQUEZ GOMEZ Fredy																			

	GER	COL
Points from Turnovers	21	11
Points in the Paint	30	32
Second Chance Points	6	2
Fast Break Points	5	6

	GER	COL
Biggest Lead	24	0
Biggest Scoring Run	10-0 (38-14)	7-0 (40-23)
Lead Changes	0	
Times Tied	0	

LEGEND

%	Shooting Percentage	(C)	Captain	*	Starters	AS	Assists	BS	Blocked Shots
DR	Defensive Rebounds	FD	Fouls Drawn	M/A	Made / Attempts	MIN	Minutes Played	OR	Offensive Rebounds
PF	Fouls	PTS	Points	Qx	Quarter Time	ST	Steals	TO	Turnovers
TOT	Total Rebounds								



Results

Game 12

POL 78 vs 53 JPN
(21:10, 22:10, 21:19, 14:14)

Attendance: 4151

Referee: SALGUERO Cris (ARG)

Commissioner: REHLING Detlef (GER)

Umpire: GREGORY Christopher (GBR) / HSIEH Fei (TPE)

Scoring by 5 min intervals:	POL	Q1	Q2	Q3	Q4	JPN
		11 21	31 43	52 64	66 78	
		6 10	12 20	27 39	47 53	

POL - Poland

No.	Name	Sport Class	MIN	Field Goals		2 Points		3 Points		Free Throws		Rebounds			AS	TO	ST	BS	PF	FD	PTS
				M/A	%	M/A	%	M/A	%	M/A	%	OR	DR	TOT							
4	GORZKOWICZ Slawomir	3.0																			
*5	FILIPSKI Mateusz	4.0	35:16	9/16	56	8/11	73	1/5	20	5/5	100	2	3	5	10	1	1		4	7	24
*6	MACEK Andrzej	1.5	30:13	2/5	40	2/5	40					1	1	2				1		4	
7	WISNIK Robert	4.0	4:44										1	1		2			2		0
8	PIETRZYK Krzysztof	1.0																			
9	WROBEL Marcin	1.0	12:47	1/5	20	1/5	20					1	1	2		2					2
10	BANDURA Krzysztof	4.0	9:47	4/5	80	4/5	80						3	3		1					8
*11	LUSZYNSKI Piotr	4.5	30:13	9/14	64	8/13	62	1/1	100	2/2	100		17	17	4	3	2		3	4	21
*12	BALCEROWSKI Marcin (C)	1.0	35:54	4/11	36	4/11	36			1/2	50	3	2	5	1			1	2	9	
13	MOSLER Dominik	4.0	9:47	1/4	25	1/4	25						2	2				3		2	
14	DARNIKOWSKI Piotr	1.0	1:06													1			1		0
*15	CYRUL Jan	3.0	30:13	4/4	100	4/4	100						3	3	1	1	1	1	1		8
Team / Coach												1	1	2		1					
Totals				34/64	53	32/58	55	2/6	33	8/9	89	8	34	42	16	9	6	1	16	13	78
Coach		LUSZYNSKI Piotr																			
Assistant Coach		LUSZYNSKI Stanislaw																			

JPN - Japan

No.	Name	Sport Class	MIN	Field Goals		2 Points		3 Points		Free Throws		Rebounds			AS	TO	ST	BS	PF	FD	PTS
				M/A	%	M/A	%	M/A	%	M/A	%	OR	DR	TOT							
*4	FUJII Shingo (C)	1.5	24:22	3/5	60	3/5	60					1	1	2		1				1	6
5	MASUBUCHI Tomomi	3.0	22:11	4/8	50	4/8	50			2/2	100		2	2	2	1				2	10
*6	TOKAIRIN Kazuyuki	1.0	22:14															2		0	
*7	KOZAI Hiroaki	3.5	25:16	3/12	25	1/6	17	2/6	33			4	4	4	4		1	2	3	8	
8	SATO Satoshi	1.0	10:01									1	1						1	0	
9	SUZUKI Akimasa	3.5	8:41	1/2	50	1/2	50											2	1	2	
10	KYOYA Kazuyuki	1.0	9:34									2		2	1					0	
11	TOYOSHIMA Akira	2.0	13:49	0/2	0	0/2	0					1		1	1			1		0	
*12	SHIROMARU Fumiaki	3.5	9:49	1/2	50	1/2	50					1	1	2				1		2	
13	MIYAJIMA Tetsuya	4.0	14:45	3/6	50	3/5	60	0/1	0	1/2	50	3	2	5		1	1	2	2	7	
14	NAKAZAWA Masato	4.0	3:10																	0	
*15	FUJIMOTO Reo	4.5	36:08	8/28	29	8/26	31	0/2	0	2/6	33	1	8	9	1	3		3	6	18	
Team / Coach													2	2							
Totals				23/65	35	21/56	38	2/9	22	5/10	50	9	21	30	9	10	1	2	13	16	53
Coach		IWASA Yoshiaki																			
Assistant Coach		OIKAWA Shimpei																			

	POL	JPN
Points from Turnovers	12	2
Points in the Paint	40	42
Second Chance Points	9	12
Fast Break Points	16	3

	POL	JPN
Biggest Lead	27	2
Biggest Scoring Run	12-0 (29-10)	9-0 (66-50)
Lead Changes	3	
Times Tied	3	

LEGEND

%	Shooting Percentage	(C)	Captain	*	Starters	AS	Assists	BS	Blocked Shots
DR	Defensive Rebounds	FD	Fouls Drawn	M/A	Made / Attempts	MIN	Minutes Played	OR	Offensive Rebounds
PF	Fouls	PTS	Points	Qx	Quarter Time	ST	Steals	TO	Turnovers
TOT	Total Rebounds								



Results

Game 15

ITA 51 vs 77 USA
(10:13, 20:24, 13:20, 8:20)

Attendance: 4611

Referee: PEIC Krunoslav (CRO)

Commissioner: VIVIERS Nico (RSA)

Umpire: PURSGLOVE Ian (GBR) / REHLING Carsten (GER)

Scoring by 5 min intervals:	ITA	Q1	Q2	Q3	Q4	USA
		4 10	19 30	38 43	47 51	
		7 13	25 37	47 57	67 77	

ITA - Italy

No.	Name	Sport Class	MIN	Field Goals		2 Points		3 Points		Free Throws		Rebounds			AS	TO	ST	BS	PF	FD	PTS	
				M / A	%	M / A	%	M / A	%	M / A	%	OR	DR	TOT								
4	RAIMONDI Fabio	2.0	16:21	2/4	50	1/1	100	1/3	33	1/2	50				5	1				2	2	6
5	GENINAZZI Jacopo	4.0																				
*6	MOUKHARIQ Amine	3.0	31:08	6/17	35	6/15	40	0/2	0	1/4	25	1	1	2	4	3				4	2	13
*7	DAMIANO Nicola	1.0	23:39	1/3	33	1/3	33						2	2	1					2		2
*8	MARCHIONNI Galliano	4.5	21:26	5/13	38	5/12	42	0/1	0			1		1	3	5				1	2	10
9	di BERNARDO Vincenzo	3.0	21:27	3/6	50	3/5	60	0/1	0	0/1	0		2	2	1	1				2	1	6
*10	AIROLDI Damiano	1.0	23:39	2/2	100	2/2	100					1	1	2		1				3		4
11	PELLEGRINI Alberto	4.5	14:59	1/4	25	1/4	25					1	3	4		1				1		2
*12	CAVAGNINI Matteo (C)	4.5	27:14	2/6	33	2/6	33			2/4	50		9	9	1		2	2		4	5	6
13	BERNARDIS Fabio	2.5	3:46									1	1	1						2		0
14	RAOURAHI Ahmed	1.5	16:21	1/3	33	1/3	33					3	1	4	2					3	1	2
15	SANNA ALI Mohamed	1.5																				
Team / Coach												1	1	2		3						
Totals				23/58	40	22/51	43	1/7	14	4/11	36	8	21	29	18	15	2	2	24	13	51	
Coach		FISHER JR Clifford William (USA)																				
Assistant Coach		CAPPELLETTI Dionigi																				

USA - United States

No.	Name	Sport Class	MIN	Field Goals		2 Points		3 Points		Free Throws		Rebounds			AS	TO	ST	BS	PF	FD	PTS	
				M / A	%	M / A	%	M / A	%	M / A	%	OR	DR	TOT								
4	BARBER Eric	1.0	20:04	1/3	33	1/3	33								2	1				2	1	2
5	CHAMBERS Joseph	4.0	10:52							3/4	75		3	3	2	1				1	3	3
*6	LADE Jeremy	2.5	20:23	1/3	33	1/3	33					1	1	4	2	1				2		2
*7	TUREK Joshua	3.5	18:10	2/5	40	2/5	40			6/9	67	1	5	6	2	1	1			1	6	10
*8	JENIFER Trevon	2.5	29:08	3/4	75	3/4	75					2	2	1	2		1			2	1	6
*9	WALLER William (C)	3.0	13:10	1/2	50	1/2	50					4	4	1	1					1	2	2
10	SCOTT Matt	3.5	4:37							1/2	50		2	2			1				1	1
11	SERIO Steven	3.5	17:13									1	2	3	6	1	3			1	1	0
*12	NELMS Jason	2.5	28:45	8/16	50	6/14	43	2/2	100	6/8	75		1	1	3	2				4		24
13	LYNCH Ian	1.0	10:48	1/1	100	1/1	100			1/2	50		1	1						2	1	3
14	SCHULTE Paul (C)	3.0	6:50	1/1	100	1/1	100															2
15	HINZE Nate	4.5	20:00	9/12	75	9/12	75			4/4	100		7	7	2	1				1	4	22
Team / Coach													2	2								
Totals				27/47	57	25/45	56	2/2	100	21/29	72	2	30	32	23	12	6	1	13	24	77	
Coach		GLATCH Jim																				
Assistant Coach		COLWELL Tom																				
		JUETTE Melvin																				

	ITA	USA
Points from Turnovers	3	15
Points in the Paint	18	42
Second Chance Points	6	4
Fast Break Points	2	25

	ITA	USA
Biggest Lead	2	28
Biggest Scoring Run	6-0 (27-27)	8-0 (47-71)
Lead Changes	1	
Times Tied	5	

LEGEND

%	Shooting Percentage	(C)	Captain	*	Starters	AS	Assists	BS	Blocked Shots
DR	Defensive Rebounds	FD	Fouls Drawn	M / A	Made / Attempts	MIN	Minutes Played	OR	Offensive Rebounds
PF	Fouls	PTS	Points	Qx	Quarter Time	ST	Steals	TO	Turnovers
TOT	Total Rebounds								



Results

Game 16

RSA 50 vs 74 ESP
(11:21, 13:20, 9:19, 17:14)

Attendance: 5331

Referee: MOLINA Karen (COL)

Commissioner: MAGALLANES Juan (MEX)

Umpire: QUINTANA Mati (ARG) / HAINES Philip (AUS)

Scoring by 5 min intervals:	RSA ESP	Q1		Q2		Q3		Q4	
		4	11	17	24	30	33	39	50
		12	21	35	41	49	60	66	74

RSA - South Africa

No.	Name	Sport Class	MIN	Field Goals		2 Points		3 Points		Free Throws		Rebounds			AS	TO	ST	BS	PF	FD	PTS
				M / A	%	M / A	%	M / A	%	M / A	%	OR	DR	TOT							
4	RETIEF Marcus (C)	1.0	19:40	1/2	50	1/2	50						2	2					2		2
5	LOUW Kyle	1.5	18:54	1/2	50	1/2	50						2	2		1	1		1	1	2
6	OESCHGER Kobus	2.5	8:18	0/1	0	0/1	0						1	1	1						0
*7	GOVENDER Justin	1.0	13:22										1	1	2					1	0
8	van NIEKERK Samuel	2.5	8:50	0/1	0	0/1	0						1	1		1			1		0
*9	GUMBI Siphamandla	2.5	16:56	3/8	38	3/8	38			1/2	50	1		1	1	6			1	1	7
*10	PAPENFUS Marius	2.5	34:00	5/8	63	5/8	63					2	5	7	5	4			1	1	10
11	MOOKETSI Gift	2.5	6:58	0/2	0	0/2	0								1	1				1	0
*12	MBANDE Luvuyo	3.5	21:06	3/7	43	3/7	43			1/2	50	1		1	1		1	1	1	1	7
13	JELLOWS Stuart	4.5	17:22	5/10	50	5/10	50			1/3	33	2	2	4	1	2			4	2	11
14	VELLOEN Jacobus	4.5	4:06	0/1	0	0/1	0							1	1		2		1	4	0
*15	NORTJE Richard	4.5	30:28	3/11	27	3/10	30	0/1	0	5/6	83	3	6	9	4	7	2		3	9	11
Team / Coach																					
Totals				21/53	40	21/52	40	0/1	0	8/13	62	13	21	34	14	26	4	2	19	16	50
Coach		FICK Patrick																			
Assistant Coach		BELEN Pierre (FRA) MOEPENG Gaebogae																			

ESP - Spain

No.	Name	Sport Class	MIN	Field Goals		2 Points		3 Points		Free Throws		Rebounds			AS	TO	ST	BS	PF	FD	PTS
				M / A	%	M / A	%	M / A	%	M / A	%	OR	DR	TOT							
4	MENA PEREZ Roberto	4.0	5:24	1/3	33	1/3	33					1	1	2					1		2
*5	de PAZ PAZO Diego (C)	4.0	17:13	4/13	31	4/13	31					1	3	4	3	3	1	1	1	1	8
6	COSTAS de MIRANDA Bernabe	2.5	5:41	1/2	50	1/2	50									1	1		1		2
7	RODRIGUEZ MARTIN Daniel	1.0																			
*8	SANCHEZ LARA Francisco	1.0	19:47																	2	0
*9	ZARZUELA BELTRAN Alejandro	3.0	34:36	12/15	80	12/15	80			0/2	0	3	3	6	5	5	5	1	3	3	24
*10	GARCIA MORENO Ismael	4.0	25:39	10/13	77	10/12	83	0/1	0	2/2	100		5	5	1	1	2		3	2	22
11	GARCIA PEREIRO Asier	4.0	13:59	2/5	40	2/5	40						2	2		1			2		4
12	ROMERO MARTIN Jesus	3.0	20:41	1/3	33	1/3	33						3	3	2	1			2	3	2
*13	MUINO GAMEZ Rafael	2.0	22:15	1/3	33	1/3	33			3/3	100		1	1	7	1				2	5
14	MOURIZ DOPICO David	2.5	14:32	1/3	33	1/2	50	0/1	0	1/3	33	1		1	3	1	1		1	5	3
15	LLAMBI RIERA Jaume	1.5	20:13	1/2	50	1/2	50						2	1	3	2	1		2	1	2
Team / Coach																					
Totals				34/62	55	34/60	57	0/2	0	6/10	60	8	23	31	21	15	12	2	16	19	74
Coach		TRIGO DIEZ Oscar																			
Assistant Coach		CARRION RUIZ Abraham PEREZ TEJERO Javier																			

	RSA	ESP
Points from Turnovers	8	21
Points in the Paint	28	50
Second Chance Points	9	4
Fast Break Points	6	13

	RSA	ESP
Biggest Lead	0	29
Biggest Scoring Run	9-0 (46-66)	8-0 (11-27)
Lead Changes		0
Times Tied		0

LEGEND

%	Shooting Percentage	(C)	Captain	*	Starters	AS	Assists	BS	Blocked Shots
DR	Defensive Rebounds	FD	Fouls Drawn	M / A	Made / Attempts	MIN	Minutes Played	OR	Offensive Rebounds
PF	Fouls	PTS	Points	Qx	Quarter Time	ST	Steals	TO	Turnovers
TOT	Total Rebounds								



Results

Game 17

TUR 64 vs 71 AUS
(15:17, 20:22, 16:16, 13:16)

Attendance: 4040

Referee: GAUTHIER Sebastien (CAN)

Commissioner: McALEESE Allan (GBR)

Umpire: ROJA Cristian (ITA) / RETIZ Mauro (MEX)

Scoring by 5 min intervals:	TUR	Q1	Q2	Q3	Q4	AUS
		4 15	25 35	39 51	60 64	
		8 17	30 39	45 55	61 71	

TUR - Turkey

No.	Name	Sport Class	MIN	Field Goals		2 Points		3 Points		Free Throws		Rebounds			AS	TO	ST	BS	PF	FD	PTS
				M/A	%	M/A	%	M/A	%	M/A	%	OR	DR	TOT							
4	ERCAN Aytac (C)	4.0	4:21										1	1			1		1		0
*5	GURBULAK Ozgur (C)	4.0	29:32	9/18	50	8/10	80	1/8	13	1/2	50	1	3	4	6	2	1		3	3	20
6	GUNDOGDU Fikri	1.0	7:17										1	1							0
7	TURAN Ali Asker	3.5	5:09	0/3	0	0/1	0	0/2	0						1	2			1	2	0
*8	AR Ismail	1.0	34:42	2/6	33	2/6	33			1/3	33	1	1	2	1	1			1	3	5
*9	ACAR Deniz	2.5	17:41	2/3	67	2/3	67						1	1	1	2			2		4
*10	GEZINCI Cem	4.5	34:42	2/7	29	2/7	29			0/1	0	3	9	12	4	2	1		2	3	4
*11	DALAY Kaan	2.0	29:14	6/11	55	6/11	55			0/1	0	3	1	4	7	1	1			1	12
12	YILMAZ Bulent	3.5	5:19	1/3	33	1/3	33								2						2
13	GUMUS Ferit	3.0	22:19	8/11	73	8/11	73			1/3	33	2	1	3					3	3	17
14	ARSLANOGLU Murat	3.5	0:57																		0
15	BOZ Bestami	1.5	8:47										1	1	1				4		0
Team / Coach													2	2							
Totals				30/62	48	29/52	56	1/10	10	3/10	30	10	21	31	23	9	4	1	17	15	64
Coach		ONUT Mehmet																			
Assistant Coach		DEMIRBAS Celal																			

AUS - Australia

No.	Name	Sport Class	MIN	Field Goals		2 Points		3 Points		Free Throws		Rebounds			AS	TO	ST	BS	PF	FD	PTS
				M/A	%	M/A	%	M/A	%	M/A	%	OR	DR	TOT							
*4	EVESON Justin	4.5	26:36	8/14	57	8/14	57			1/2	50	2	7	9	5	4	2		4	2	17
5	LATHAM Bill	4.0	8:18	2/2	100	2/2	100					1	2	3						1	4
6	STIBNERS Brett	4.0	9:45	2/4	50	2/4	50								3	1					4
*7	NORRIS Shaun	3.0	31:42	5/16	31	5/15	33	0/1	0	3/4	75	3	3	6	8		2	1	5	13	
*8	HARTNETT Michael	1.0	35:56	1/2	50	1/2	50						2	2	2	2			3	1	2
9	KNOWLES Tristan	4.0	21:59	7/11	64	6/10	60	1/1	100	2/4	50		2	2	4					3	17
*10	BLAIR Jannik	1.0	25:05										1	1					2		0
11	SIMMONS Tige	1.0	13:28																1		0
12	MIZENS Grant	2.0																			0
13	ALCOTT Dylan	1.0	4:04	0/2	0	0/2	0			2/2	100									1	2
14	TAYLOR Nick	2.0	1:27	0/1	0	0/1	0						1	1					1		0
*15	NESS Brad (C)	4.5	21:40	4/13	31	4/13	31			4/4	100	5	6	11	2	1			3	3	12
Team / Coach												4	2	6							
Totals				29/65	45	28/63	44	1/2	50	12/16	75	15	26	41	24	8	2	2	15	16	71
Coach		ETTRIDGE Ben																			
Assistant Coach		FERIANI Matteo (ITA)										KYLE Tom									

	TUR	AUS
Points from Turnovers	8	9
Points in the Paint	50	32
Second Chance Points	10	13
Fast Break Points	10	2

	TUR	AUS
Biggest Lead	1	8
Biggest Scoring Run	5-0 (9-10)	6-0 (37-45)
Lead Changes	2	
Times Tied	2	

LEGEND

%	Shooting Percentage	(C)	Captain	*	Starters	AS	Assists	BS	Blocked Shots
DR	Defensive Rebounds	FD	Fouls Drawn	M/A	Made / Attempts	MIN	Minutes Played	OR	Offensive Rebounds
PF	Fouls	PTS	Points	Qx	Quarter Time	ST	Steals	TO	Turnovers
TOT	Total Rebounds								



Results

Game 20

CAN 70 vs 54 GBR
(20:11, 14:18, 18:7, 18:18)

Attendance: 5429

Referee: KINDERVATER Max (GER)

Commissioner: VIVIERS Nico (RSA)

Umpire: RADYKAS Linas (LTU) / SALGUERO Cris (ARG)

Scoring by 5 min intervals:	CAN	Q1		Q2		Q3		Q4	
		GBR	11	20	28	34	42	52	63
		7	11	23	29	31	36	38	54

CAN - Canada

No.	Name	Sport Class	MIN	Field Goals		2 Points		3 Points		Free Throws		Rebounds			AS	TO	ST	BS	PF	FD	PTS
				M/A	%	M/A	%	M/A	%	M/A	%	OR	DR	TOT							
4	DUREPOS Dave	3.5	3:28	0/1	0	0/1	0									3				3	0
5	ROUILLARD Yvon	3.0	1:35	0/1	0	0/1	0					1	1	1							0
*6	HEDGES Bo (C)	2.5	26:30	1/7	14	1/7	14					1	2	3	3	1				3	2
7	PETER Richard	2.5	18:33	3/4	75	3/4	75			6/8	75	1	1	2	4	1	1			2	4
*8	JOHNSON Joey	4.5	16:51	3/3	100	3/3	100			2/4	50	1	8	9	1	2	1			2	5
9	LANCIA Adam	4.0	3:20	0/1	0	0/1	0									1				2	1
*10	DINI Abdi	1.0	28:08	1/8	13	1/8	13													1	2
11	JASSMAN Chad	1.5	15:37									2		2		1				3	1
*12	ANDERSON Patrick	4.5	34:57	12/22	55	11/21	52	1/1	100	4/4	100	3	11	14	10	1	3	1		2	4
13	WAGNER Brandon	1.0	6:57	1/2	50	1/2	50								1					2	2
*14	MILLER Tyler	1.5	24:15	1/1	100	1/1	100					1		1	1					2	3
15	ENG David (C)	4.5	19:49	6/12	50	6/12	50			1/3	33	1	2	3	1	2				5	2
Team / Coach																					
Totals				28/62	45	27/61	44	1/1	100	13/19	68	11	31	42	22	12	5	1	27	24	70
Coach		TONELLO Jerry																			
Assistant Coach		BOWES Paul la SERRA Christian																			

GBR - Great Britain

No.	Name	Sport Class	MIN	Field Goals		2 Points		3 Points		Free Throws		Rebounds			AS	TO	ST	BS	PF	FD	PTS
				M/A	%	M/A	%	M/A	%	M/A	%	OR	DR	TOT							
4	CHOUDHRY Gaz	4.0	9:18	4/4	100	4/4	100			3/4	75		2	2						1	2
5	HIGHCOCK Dan	4.5	16:37	4/8	50	4/8	50			1/3	33	1	6	7						1	2
6	SEALY Matt	2.0	4:45							1/2	50									1	1
7	BYWATER Terry	4.5	16:06	1/3	33	1/3	33			1/2	50		3	3	2	1		1	3	1	
*8	MUNN Simon	4.0	14:19	3/7	43	3/7	43			1/1	100	1	3	4		1			5	2	
9	POLLOCK Joni	2.5	24:10	3/11	27	1/7	14	2/4	50	0/4	0	1	3	4	4		1		4	2	
*10	JAMA Abdi (C)	1.0	31:06	2/5	40	2/5	40			1/2	50		1	1	1				2	2	
11	BYRNE Matt (C)	1.5	6:54													1					
*12	SAGAR Ian	3.0	23:40	2/4	50	2/4	50						3	3		2			2	3	
13	FINBOW Peter	2.0	14:50	1/3	33	1/3	33						1	1	1	1			1	1	
*14	HALL Jon	3.0	9:19	1/3	33	1/3	33						1	1					1	1	
*15	OROGBEMI Ade	2.5	28:56	0/5	0	0/5	0			2/4	50	1	2	3	6	6			3	10	
Team / Coach																					
Totals				21/53	40	19/49	39	2/4	50	10/22	45	5	25	30	14	15		2	24	27	54
Coach		TRESSEDER Murray (AUS)																			
Assistant Coach		BHANIA Haj THOMAS Sinclair																			

	CAN	GBR
Points from Turnovers	7	9
Points in the Paint	36	30
Second Chance Points	13	5
Fast Break Points	2	7

	CAN	GBR
Biggest Lead	25	1
Biggest Scoring Run	11-0 (20-7)	9-0 (20-16)
Lead Changes	2	
Times Tied	2	

LEGEND

% Shooting Percentage
DR Defensive Rebounds
PF Fouls
TOT Total Rebounds

(C) Captain
FD Fouls Drawn
PTS Points

* Starters
M/A Made / Attempts
Qx Quarter Time

AS Assists
MIN Minutes Played
ST Steals

BS Blocked Shots
OR Offensive Rebounds
TO Turnovers



Results

Game 21

TUR 65 vs 60 ITA
(21:7, 14:21, 11:10, 19:22)

Attendance: 7626

Referee: MATHIAS Gustavo (BRA)

Commissioner: FODEN Emma (GBR)

Umpire: MOLINA Karen (COL) / KINDERVATER Max (GER)

Scoring by 5 min intervals:	TUR ITA	Q1		Q2		Q3		Q4	
		9	21	25	35	36	46	54	65
		0	7	20	28	36	38	48	60

TUR - Turkey

No.	Name	Sport Class	MIN	Field Goals		2 Points		3 Points		Free Throws		Rebounds			AS	TO	ST	BS	PF	FD	PTS
				M / A	%	M / A	%	M / A	%	M / A	%	OR	DR	TOT							
4	ERCAN Aytac (C)	4.0	10:32	1/2	50	1/2	50					1	3	4	1	1					2
*5	GURBULAK Ozgur (C)	4.0	37:39	6/20	30	5/19	26	1/1	100	4/9	44	3	11	14	11	3	1		4	12	17
6	GUNDOGDU Fikri	1.0	16:43							2/2	100	2	1	3						1	2
7	TURAN Ali Asker	3.5	7:51	1/2	50	1/2	50									1					2
*8	AR Ismail	1.0	39:58	4/5	80	4/5	80			2/8	25	2	4	6		4			3	5	10
*9	ACAR Deniz	2.5	16:40	1/3	33	1/3	33					1	1	2	1	2	1			1	2
*10	GEZINCI Cem	4.5	22:54	6/11	55	6/10	60	0/1	0	1/3	33	3	7	10	1	2			3	2	13
*11	DALAY Kaan	2.0	11:52	3/3	100	3/3	100			0/2	0	1	1	2	1					1	6
12	YILMAZ Bulent	3.5	7:02	2/3	67	2/3	67			2/7	29	1		1	1					4	6
13	GUMUS Ferit	3.0	15:34	0/3	0	0/3	0			0/2	0	1	5	6	2	1	1	1	3	1	0
14	ARSLANOGLU Murat	3.5	10:43	2/5	40	2/5	40			1/2	50	1	3	4					2	1	5
15	BOZ Bestami	1.5	2:32																1		0
Team / Coach																					
Totals				26/57	46	25/55	45	1/2	50	12/35	34	16	36	52	17	15	3	1	16	28	65
Coach		ONUT Mehmet																			
Assistant Coach		DEMIRBAS Celal																			

ITA - Italy

No.	Name	Sport Class	MIN	Field Goals		2 Points		3 Points		Free Throws		Rebounds			AS	TO	ST	BS	PF	FD	PTS	
				M / A	%	M / A	%	M / A	%	M / A	%	OR	DR	TOT								
4	RAIMONDI Fabio	2.0	7:38	0/3	0	0/2	0	0/1	0										1		0	
5	GENINAZZI Jacopo	4.0																				
*6	MOUKHARIQ Amine	3.0	34:13	7/16	44	4/10	40	3/6	50			1	7	8	5				4	4	17	
*7	DAMIANO Nicola	1.0	26:35	0/3	0	0/3	0						1	1		1	1		3		0	
8	MARCHIONNI Galliano	4.5	23:35	5/15	33	5/13	38	0/2	0	3/3	100		1	1	4	2	1		5	2	13	
9	di BERNARDO Vincenzo	3.0	7:38	0/1	0	0/1	0			1/2	50								1	1	1	
*10	AIROLDI Damiano	1.0	32:22	0/1	0	0/1	0					2	1	3	2				4	2	0	
*11	PELLEGRINI Alberto	4.5	8:47	0/2	0	0/2	0					2	5	7		1			3		0	
*12	CAVAGNINI Matteo (C)	4.5	40:00	11/24	46	11/24	46			3/7	43	2	13	15	4	1			3	6	25	
13	BERNARDIS Fabio	2.5	5:47	1/2	50	1/2	50												1		2	
14	RAOURAHI Ahmed	1.5	10:00	1/3	33	1/3	33					1	1	2			1		3		2	
15	SANNA ALI Mohamed	1.5	3:25																	1	0	
Team / Coach																						
Totals				25/70	36	22/61	36	3/9	33	7/12	58	9	30	39	15	5	3			28	16	60
Coach		FISHER JR Clifford William (USA)																				
Assistant Coach		CAPPELLETTI Dionigi																				

	TUR	ITA
Points from Turnovers	7	16
Points in the Paint	44	22
Second Chance Points	18	6
Fast Break Points	8	4

	TUR	ITA
Biggest Lead	14	0
Biggest Scoring Run	11-0 (11-0)	6-0 (25-20)
Lead Changes	0	
Times Tied	1	

LEGEND

%	Shooting Percentage	(C)	Captain	*	Starters	AS	Assists	BS	Blocked Shots
DR	Defensive Rebounds	FD	Fouls Drawn	M / A	Made / Attempts	MIN	Minutes Played	OR	Offensive Rebounds
PF	Fouls	PTS	Points	Qx	Quarter Time	ST	Steals	TO	Turnovers
TOT	Total Rebounds								



Results

Game 24

USA 91 vs 29 RSA
(30:10, 25:4, 17:8, 19:7)

Attendance: 5062

Referee: RETIZ Mauro (MEX)

Commissioner: REHLING Detlef (GER)

Umpire: WELLS Matt (AUS) / RADYKAS Linas (LTU)

Scoring by 5 min intervals:	USA	Q1	Q2	Q3	Q4	RSA
		11 30	45 55	64 72	81 91	
		7 10	12 14	18 22	22 29	

USA - United States

No.	Name	Sport Class	MIN	Field Goals		2 Points		3 Points		Free Throws		Rebounds			AS	TO	ST	BS	PF	FD	PTS	
				M/A	%	M/A	%	M/A	%	M/A	%	OR	DR	TOT								
*4	BARBER Eric	1.0	23:13	2/2	100	2/2	100								2				1	1	4	
*5	CHAMBERS Joseph	4.0	18:36	4/7	57	4/7	57			1/2	50	2	7	9	4				1	2	9	
6	LADE Jeremy	2.5	20:00	3/6	50	3/6	50						2	2	5	1	1		1	1	6	
7	TUREK Joshua	3.5	25:49	8/12	67	8/12	67			3/4	75	1	5	6	2	2	2	1	1	3	19	
8	JENIFER Trevon	2.5	6:47												1			1	1		0	
9	WALLER William (C)	3.0	6:53	0/1	0	0/1	0					1		1							0	
*10	SCOTT Matt	3.5	15:35	7/11	64	5/8	63	2/3	67	5/9	56	2	4	6	3	1	1		2	6	21	
11	SERIO Steven	3.5																				
*12	NELMS Jason	2.5	20:51	4/10	40	3/8	38	1/2	50	4/6	67		1	1	3		1			4	13	
13	LYNCH Ian	1.0	22:16	1/4	25	1/3	33	0/1	0			1	2	3	2				2		2	
*14	SCHULTE Paul (C)	3.0	20:00	4/4	100	4/4	100			1/2	50		5	5	3		1	1		2	9	
15	HINZE Nate	4.5	20:00	3/5	60	3/5	60			2/4	50	1	10	11	3	1			2	3	8	
Team / Coach																						
Totals				36/62	58	33/56	59	3/6	50	16/27	59	8	41	49	28	5	6	3	11	22		91
Coach		GLATCH Jim																				
Assistant Coach		COLWELL Tom JUETTE Melvin																				

RSA - South Africa

No.	Name	Sport Class	MIN	Field Goals		2 Points		3 Points		Free Throws		Rebounds			AS	TO	ST	BS	PF	FD	PTS	
				M/A	%	M/A	%	M/A	%	M/A	%	OR	DR	TOT								
4	RETIEF Marcus (C)	1.0	9:57	0/1	0	0/1	0												1		0	
5	LOUW Kyle	1.5	27:25	0/1	0	0/1	0					2	2	4		2			4	1	0	
6	OESCHGER Kobus	2.5	11:29	1/3	33	1/3	33									3					2	
*7	GOVENDER Justin	1.0	12:54	1/2	50	1/2	50									1			1		2	
*8	van NIEKERK Samuel	2.5	19:16	1/5	20	1/5	20					1		1	1	2			3		2	
9	GUMBI Siphamandla	2.5	25:12	1/11	9	1/11	9					1	3	4	2	1	1		2	2	2	
*10	PAPENFUS Marius	2.5	25:13	0/6	0	0/6	0								5				2	1	0	
11	MOOKETSI Gift	2.5	5:43	0/1	0	0/1	0					1	1		2				1		0	
*12	MBANDE Luvuyo	3.5	12:35	0/4	0	0/4	0			1/2	50	2		2	1			3	1	1		
13	JELLOWS Stuart	4.5	12:44	4/10	40	4/10	40			1/2	50	2		2		1	1		2	3	9	
14	VELLOEN Jacobus	4.5	12:05	0/6	0	0/6	0					1	3	4	2	1	1				0	
*15	NORTJE Richard	4.5	25:27	5/11	45	5/10	50	0/1	0	1/2	50		7	7	1	2	1	1	3	3	11	
Team / Coach																						
Totals				13/61	21	13/60	22	0/1	0	3/6	50	9	20	29	12	17	4	1	22	11		29
Coach		FICK Patrick																				
Assistant Coach		BELEN Pierre (FRA) MOEPENG Gaebogae																				

	USA	RSA
Points from Turnovers	20	
Points in the Paint	56	22
Second Chance Points	12	3
Fast Break Points	23	3

	USA	RSA
Biggest Lead	62	2
Biggest Scoring Run	24-0 (55-12)	6-0 (55-18)
Lead Changes	3	
Times Tied	3	

LEGEND

%	Shooting Percentage	(C)	Captain	*	Starters	AS	Assists	BS	Blocked Shots
DR	Defensive Rebounds	FD	Fouls Drawn	M/A	Made / Attempts	MIN	Minutes Played	OR	Offensive Rebounds
PF	Fouls	PTS	Points	Qx	Quarter Time	ST	Steals	TO	Turnovers
TOT	Total Rebounds								





Results

Game 25

JPN 49 vs 64 GER
(18:14, 7:13, 13:11, 11:26)

Attendance: 7850

Referee: BILMEZ Nureddin (TUR)

Commissioner: CHOINIÈRE Jean (CAN)

Umpire: PEIC Krunoslav (CRO) / GAUTHIER Sebastien (CAN)

Scoring by 5 min intervals:	JPN	Q1	Q2	Q3	Q4	GER
		11 18	20 25	32 38	45 49	
		10 14	18 27	31 38	51 64	

JPN - Japan

No.	Name	Sport Class	MIN	Field Goals		2 Points		3 Points		Free Throws		Rebounds			AS	TO	ST	BS	PF	FD	PTS
				M/A	%	M/A	%	M/A	%	M/A	%	OR	DR	TOT							
*4	FUJII Shingo (C)	1.5	28:20	3/3	100	3/3	100						5	5	2						6
5	MASUBUCHI Tomomi	3.0	17:05	2/6	33	2/5	40	0/1	0	2/4	50		3	3	1	3			3	2	6
*6	TOKAIRIN Kazuyuki	1.0	25:28												1				4	2	0
*7	KOZAI Hiroaki	3.5	31:26	4/19	21	2/12	17	2/7	29	2/6	33	1	7	8	7				3	4	12
8	SATO Satoshi	1.0	6:01	0/1	0	0/1	0												1		0
9	SUZUKI Akimasa	3.5	16:56	0/4	0	0/4	0						5	5	1	1			2	1	0
10	KYOYA Kazuyuki	1.0	8:31	0/1	0	0/1	0						1	1	1				1		0
11	TOYOSHIMA Akira	2.0	11:40	1/3	33	1/3	33			1/2	50	1		1		1			4	1	3
*12	SHIROMARU Fumiaki	3.5	3:47	0/1	0	0/1	0			2/2	100					1			2	2	2
13	MIYAJIMA Tetsuya	4.0	10:46	3/3	100	3/3	100			1/2	50						1		1	4	7
14	NAKAZAWA Masato	4.0	5:21	0/1	0	0/1	0					1	2	3					1		0
*15	FUJIMOTO Reo	4.5	34:39	6/15	40	6/15	40			1/2	50		7	7	3	4	1		4	4	13
Team / Coach																					
Totals				19/57	33	17/49	35	2/8	25	9/18	50	3	34	37	16	10	1	1	26	20	49
Coach		IWASA Yoshiaki																			
Assistant Coach		OIKAWA Shimpei																			

GER - Germany

No.	Name	Sport Class	MIN	Field Goals		2 Points		3 Points		Free Throws		Rebounds			AS	TO	ST	BS	PF	FD	PTS	
				M/A	%	M/A	%	M/A	%	M/A	%	OR	DR	TOT								
4	LOHMANN Bjoern	1.0	12:35	1/3	33	1/3	33							1						1	2	
5	ISMAL Sercan	1.0	4:26	0/1	0	0/1	0													1	0	
6	HEIMBACH Matthias	1.0	24:07	3/4	75	3/4	75			0/1	0	1		1				5	1	6		
*7	GUNDERT Thomas	2.0	14:39	1/1	100	1/1	100						2	2						2		
*8	BIENEK Andre	3.0	24:36	3/11	27	3/10	30	0/1	0	2/5	40	1	3	4	8	2			3	5	8	
9	MAGENHEIM Sebastian	3.5	5:42	0/5	0	0/5	0			1/2	50		1	1						2	1	
10	KRESS Andreas	3.5																				
11	PASSIWAN Dirk	4.5	15:59	3/12	25	2/8	25	1/4	25			2	5	7	3	1	2		3	3	7	
*12	WOLK Sebastian	4.0	21:17	3/8	38	3/8	38			1/6	17	5	6	11	1				3	5	7	
*13	HALLER Jan	2.0	24:13	4/8	50	4/8	50			1/2	50	1	3	4	3				2	2	9	
*14	BOEHME Thomas	3.0	24:33	2/6	33	2/5	40	0/1	0	2/2	100	3	9	12	1	3			1	3	6	
15	KOEHLER Dirk	4.0	27:53	8/14	57	8/14	57			0/1	0	3	7	10	1	2			4	3	16	
Team / Coach																						
Totals				28/73	38	27/67	40	1/6	17	7/19	37	17	37	54	18	9	2			21	26	64
Coach		ZELTINGER Nicolai																				
Assistant Coach		ENNS Bruce (CAN)																				

	JPN	GER
Points from Turnovers		6
Points in the Paint	24	42
Second Chance Points		10
Fast Break Points	6	8

	JPN	GER
Biggest Lead	6	16
Biggest Scoring Run	9-0 (20-14)	10-0 (47-63)
Lead Changes	12	
Times Tied	7	

LEGEND

%	Shooting Percentage	(C)	Captain	*	Starters	AS	Assists	BS	Blocked Shots
DR	Defensive Rebounds	FD	Fouls Drawn	M/A	Made / Attempts	MIN	Minutes Played	OR	Offensive Rebounds
PF	Fouls	PTS	Points	Qx	Quarter Time	ST	Steals	TO	Turnovers
TOT	Total Rebounds								



Results

Game 28

GBR 81 vs 41 COL
(25:13, 21:8, 18:11, 17:9)

Attendance: 5307

Referee: HSIEH Fei (TPE)

Commissioner: REHLING Detlef (GER)

Umpire: HARGREAVES Darrell (USA) / ROJA Cristian (ITA)

Scoring by 5 min intervals:	GBR	Q1		Q2		Q3		Q4	
		COL	13	25	34	46	56	64	69
		7	13	19	21	29	32	37	41

GBR - Great Britain

No.	Name	Sport Class	MIN	Field Goals		2 Points		3 Points		Free Throws		Rebounds			AS	TO	ST	BS	PF	FD	PTS
				M / A	%	M / A	%	M / A	%	M / A	%	OR	DR	TOT							
4	CHOUDHRY Gaz	4.0	9:37	2/7	29	2/7	29						3	3	1	2			1	1	4
5	HIGHCOCK Dan	4.5	19:14	7/14	50	6/13	46	1/1	100			1	7	8	5	1	1		3	1	15
6	SEALY Matt	2.0	12:46	0/2	0	0/2	0					1	1	2	1	1			1		0
*7	BYWATER Terry	4.5	22:30	9/13	69	7/10	70	2/3	67	1/2	50	1	5	6	8	1			1	2	21
8	MUNN Simon	4.0	11:42	5/5	100	5/5	100			0/2	0		3	3	2	1			2	1	10
9	POLLOCK Joni	2.5																			
*10	JAMA Abdi (C)	1.0	28:58	3/5	60	3/5	60			2/2	100		2	2	3	1	1		1	1	8
11	BYRNE Matt (C)	1.5	21:19									1	1	2					1	1	0
*12	SAGAR Ian	3.0	25:10	3/5	60	3/5	60			2/2	100	2	9	11	1		2			2	8
13	FINBOW Peter	2.0	12:46	1/2	50	1/2	50					1	3	4	2	1			1	1	2
*14	HALL Jon	3.0	19:01	5/9	56	5/9	56						2	2	1				1	1	10
*15	OROGBEMI Ade	2.5	16:57	1/1	100	1/1	100			1/2	50					1			2	3	3
Team / Coach																					
Totals				36/63	57	33/59	56	3/4	75	6/10	60	8	38	46	24	10	4		14	14	81
Coach		TRESIEDER Murray (AUS)																			
Assistant Coach		BHANIA Haj THOMAS Sinclair																			

COL - Colombia

No.	Name	Sport Class	MIN	Field Goals		2 Points		3 Points		Free Throws		Rebounds			AS	TO	ST	BS	PF	FD	PTS
				M / A	%	M / A	%	M / A	%	M / A	%	OR	DR	TOT							
4	CAPACHO Diego	3.0	15:53	2/7	29	2/5	40	0/2	0	1/2	50		1	1	2	1	1		3	3	5
*5	ALZATE Guillermo	1.5	20:02	1/4	25	1/4	25			1/3	33		2	2	1	1			2	2	3
6	RIOS ROA Wilman	3.5	7:09	0/1	0	0/1	0						2	2	1		1		1		0
*7	SANZ LONDONO Nelson (C)	4.5	26:10	7/14	50	7/14	50						5	5		2	1		3	3	14
9	GARCIA German	1.0	19:58	1/1	100	1/1	100									1			1		2
*10	LEEP IPEMA Jose	3.0	24:05	1/7	14	0/4	0	1/3	33			1	1	2	3	1					3
11	HERNANDEZ Jhon	3.5	7:24	1/3	33	1/3	33								1	1			2	1	2
*12	CHAPARRO Miguel	1.0	36:19	0/7	0	0/7	0								3	3				1	0
14	DIAZ TORRES Daniel	4.5	16:07	2/4	50	2/4	50												1		4
*15	HAWKINS Rodney	4.0	26:53	4/13	31	4/13	31					4	8	12	2		1		1	4	8
Team / Coach																					
Totals				19/61	31	18/56	32	1/5	20	2/5	40	6	20	26	13	10	5		14	14	41
Coach		TAPIAS PATRON Jose																			
Assistant Coach		VELASQUEZ GOMEZ Fredy																			

	GBR	COL
Points from Turnovers	9	8
Points in the Paint	52	22
Second Chance Points	10	6
Fast Break Points	11	4

	GBR	COL
Biggest Lead	40	2
Biggest Scoring Run	13-0 (19-7)	6-0 (69-39)
Lead Changes	3	
Times Tied	2	

LEGEND

%	Shooting Percentage	(C)	Captain	*	Starters	AS	Assists	BS	Blocked Shots
DR	Defensive Rebounds	FD	Fouls Drawn	M / A	Made / Attempts	MIN	Minutes Played	OR	Offensive Rebounds
PF	Fouls	PTS	Points	Qx	Quarter Time	ST	Steals	TO	Turnovers
TOT	Total Rebounds								



Results

Game 29

AUS 75 vs 59 ESP
(20:15, 24:12, 16:23, 15:9)

Attendance: 3600

Referee: FARRUGIA Valerie (FRA)

Commissioner: FODEN Emma (GBR)

Umpire: PEIC Krunoslav (CRO) / MARQUES Rui (BRA)

Scoring by 5 min intervals:	AUS ESP	Q1		Q2		Q3		Q4	
		10	20	31	44	54	60	70	75
		5	15	22	27	37	50	55	59

AUS - Australia

No.	Name	Sport Class	MIN	Field Goals		2 Points		3 Points		Free Throws		Rebounds			AS	TO	ST	BS	PF	FD	PTS	
				M / A	%	M / A	%	M / A	%	M / A	%	OR	DR	TOT								
*4	EVESON Justin	4.5	23:10	7/9	78	6/7	86	1/2	50	2/2	100		8	8	7	3	1	1	1	7	17	
5	LATHAM Bill	4.0	13:56	0/4	0	0/4	0					3	5	8		4				4	0	
6	STIBNERS Brett	4.0	16:25	4/8	50	4/8	50			1/2	50		4	4	3					2	1	9
*7	NORRIS Shaun	3.0	25:13	11/14	79	11/14	79			3/6	50	1	5	6	5			1		3	6	25
*8	HARTNETT Michael	1.0	28:55	1/3	33	1/3	33									1				3	2	
9	KNOWLES Tristan	4.0	16:50	4/7	57	4/6	67	0/1	0	1/2	50		1	1	5					4	2	9
*10	BLAIR Jannik	1.0	25:00	1/2	50	1/2	50						2	2	1					2	1	2
11	SIMMONS Tige	1.0	9:28	1/1	100	1/1	100			1/2	50		1	1		1				3	1	3
12	MIZENS Grant	2.0	9:10	0/1	0	0/1	0						1	1								0
13	ALCOTT Dylan	1.0	7:27	0/1	0	0/1	0															0
14	TAYLOR Nick	2.0	4:15	0/1	0			0/1	0													0
*15	NESS Brad (C)	4.5	20:11	4/7	57	4/7	57					1	6	7	2					4		8
Team / Coach																						
Totals				33/58	57	32/54	59	1/4	25	8/14	57	6	35	41	23	9	1	2	26	18	75	
Coach		ETTRIDGE Ben																				
Assistant Coach		FERIANI Matteo (ITA) KYLE Tom																				

ESP - Spain

No.	Name	Sport Class	MIN	Field Goals		2 Points		3 Points		Free Throws		Rebounds			AS	TO	ST	BS	PF	FD	PTS	
				M / A	%	M / A	%	M / A	%	M / A	%	OR	DR	TOT								
4	MENA PEREZ Roberto	4.0																				
*5	de PAZ PAZO Diego (C)	4.0	29:00	2/12	17	2/8	25	0/4	0	5/8	63		3	3	5	1				3	9	9
6	COSTAS de MIRANDA Bernabe	2.5																				
*7	RODRIGUEZ MARTIN Daniel	1.0	32:15	1/3	33	1/3	33			1/2	50	2	1	3	1					3	4	3
8	SANCHEZ LARA Francisco	1.0	4:28							0/2	0	1		1							1	0
*9	ZARZUELA BELTRAN Alejandro	3.0	39:57	3/8	38	3/8	38			1/1	100	1	4	5	1	1	1			1	1	7
*10	GARCIA MORENO Ismael	4.0	22:22	3/11	27	2/10	20	1/1	100				1	1	1	1	1	1		2	1	7
11	GARCIA PEREIRO Asier	4.0	25:18	10/14	71	10/13	77	0/1	0	3/3	100	1	5	6	2		1			5	4	23
12	ROMERO MARTIN Jesus	3.0	3:20	0/2	0	0/2	0			1/2	50	2		2						1	1	1
*13	MUINO GAMEZ Rafael	2.0	36:40	3/8	38	3/7	43	0/1	0	3/7	43		5	5	5	2				3	5	9
14	MOURIZ DOPICO David	2.5	3:20	0/2	0	0/2	0															0
15	LLAMBI RIERA Jaume	1.5	3:20																		1	0
Team / Coach																						
Totals				22/60	37	21/53	40	1/7	14	14/25	56	9	22	31	15	6	3	1	19	26	59	
Coach		TRIGO DIEZ Oscar																				
Assistant Coach		CARRION RUIZ Abraham PEREZ TEJERO Javier																				

	AUS	ESP
Points from Turnovers	7	5
Points in the Paint	48	38
Second Chance Points		6
Fast Break Points	12	5

	AUS	ESP
Biggest Lead	19	0
Biggest Scoring Run	9-0 (29-20)	12-0 (20-20)
Lead Changes		0
Times Tied		1

LEGEND

%	Shooting Percentage	(C)	Captain	*	Starters	AS	Assists	BS	Blocked Shots
DR	Defensive Rebounds	FD	Fouls Drawn	M / A	Made / Attempts	MIN	Minutes Played	OR	Offensive Rebounds
PF	Fouls	PTS	Points	Qx	Quarter Time	ST	Steals	TO	Turnovers
TOT	Total Rebounds								



Results

Game 30

CAN 83 vs 65 POL
(16:18, 23:17, 18:12, 26:18)

Attendance: 5228

Referee: HAINES Philip (AUS)

Commissioner: MAGALLANES Juan (MEX)

Umpire: GOMM Stacy (RSA) / URUNUELA Juan (ESP)

Scoring by 5 min intervals:	CAN POL	Q1		Q2		Q3		Q4	
		12	16	23	39	45	57	72	83
		4	18	28	35	43	47	55	65

CAN - Canada

No.	Name	Sport Class	MIN	Field Goals		2 Points		3 Points		Free Throws		Rebounds			AS	TO	ST	BS	PF	FD	PTS
				M / A	%	M / A	%	M / A	%	M / A	%	OR	DR	TOT							
4	DUREPOS Dave	3.5	4:15	0/2	0	0/1	0	0/1	0						1			1			0
5	ROUILLARD Yvon	3.0	2:03									1	1	1							0
6	HEDGES Bo (C)	2.5	26:03	4/8	50	4/8	50			1/2	50	1	1	5					2	4	9
*7	PETER Richard	2.5	16:09	6/9	67	6/9	67			0/1	0	2	2	4	1	2			3	1	12
*8	JOHNSON Joey	4.5	12:48	3/5	60	3/5	60						3	3	1						6
9	LANCIA Adam	4.0	13:46	3/4	75	3/4	75			2/2	100	2		2	2				2	1	8
*10	DINI Abdi	1.0	24:30	2/3	67	2/3	67			0/2	0						1			1	4
11	JASSMAN Chad	1.5	19:03	1/5	20	1/5	20					1		1	2		1		2		2
*12	ANDERSON Patrick	4.5	34:53	15/20	75	13/18	72	2/2	100	2/2	100		9	9	12	1	2		1	3	34
13	WAGNER Brandon	1.0	3:47										1	1							0
*14	MILLER Tyler	1.5	28:25									2	1	3	1						0
15	ENG David (C)	4.5	14:18	2/3	67	2/3	67			4/8	50	1	1	2	1				1	5	8
Team / Coach																					
Totals				36/59	61	34/56	61	2/3	67	9/17	53	9	21	30	27	3	4	1	11	15	83
Coach		TONELLO Jerry																			
Assistant Coach		BOWES Paul la SERRA Christian																			

POL - Poland

No.	Name	Sport Class	MIN	Field Goals		2 Points		3 Points		Free Throws		Rebounds			AS	TO	ST	BS	PF	FD	PTS	
				M / A	%	M / A	%	M / A	%	M / A	%	OR	DR	TOT								
4	GORKOWICZ Slawomir	3.0																				
*5	FILIPSKI Mateusz	4.0	35:45	8/16	50	7/11	64	1/5	20	3/3	100		4	4	7	1			2	6	20	
*6	MACEK Andrzej	1.5	19:28	3/3	100	3/3	100			1/1	100			1	2				3		7	
7	WISNIK Robert	4.0	4:15	0/3	0	0/3	0					2	2	4	1						0	
8	PIETRZYK Krzysztof	1.0	4:15										1	1					1		0	
9	WROBEL Marcin	1.0	16:17	2/4	50	2/4	50														4	
10	BANDURA Krzysztof	4.0	9:58	3/8	38	3/8	38					1		1					2		6	
*11	LUSZYNSKI Piotr	4.5	30:02	5/8	63	5/6	83	0/2	0				7	7	7	1			2	2	10	
*12	BALCEROWSKI Marcin (C)	1.0	30:02	4/7	57	4/7	57						2	2	3					2	8	
13	MOSLER Dominik	4.0	9:58	3/4	75	3/4	75					1		1	1	2			2	1	6	
14	DARNIKOWSKI Piotr	1.0	9:58										1	1							0	
*15	CYRUL Jan	3.0	30:02	2/3	67	2/3	67						1	1	3	2			3		4	
Team / Coach																						
Totals				30/56	54	29/49	59	1/7	14	4/4	100	4	19	23	23	10				15	11	65
Coach		LUSZYNSKI Piotr																				
Assistant Coach		LUSZYNSKI Stanislaw																				

	CAN	POL
Points from Turnovers	14	
Points in the Paint	42	50
Second Chance Points	11	2
Fast Break Points	8	8

	CAN	POL
Biggest Lead	20	7
Biggest Scoring Run	12-0 (12-2)	7-0 (14-13)
Lead Changes	3	
Times Tied	2	

LEGEND

%	Shooting Percentage	(C)	Captain	*	Starters	AS	Assists	BS	Blocked Shots
DR	Defensive Rebounds	FD	Fouls Drawn	M / A	Made / Attempts	MIN	Minutes Played	OR	Offensive Rebounds
PF	Fouls	PTS	Points	Qx	Quarter Time	ST	Steals	TO	Turnovers
TOT	Total Rebounds								



Results

Game 32

COL 49 vs 63 JPN
(14:22, 11:13, 8:13, 16:15)

Attendance: 4381

Referee: URUNUELA Juan (ESP)

Commissioner: FODEN Emma (GBR)

Umpire: MATHIAS Gustavo (BRA) / HARGREAVES Darrell (USA)

Scoring by 5 min intervals:	COL JPN	Q1		Q2		Q3		Q4	
		10	14	17	25	31	33	39	49
		5	22	27	35	41	48	58	63

COL - Colombia

No.	Name	Sport Class	MIN	Field Goals		2 Points		3 Points		Free Throws		Rebounds			AS	TO	ST	BS	PF	FD	PTS
				M / A	%	M / A	%	M / A	%	M / A	%	OR	DR	TOT							
4	CAPACHO Diego	3.0	11:26	1/5	20	1/5	20					1	1	1					1		2
*5	ALZATE Guillermo	1.5	26:46	3/9	33	3/9	33					1	1	2	2	1			1		6
6	RIOS ROA Wilman	3.5																			
*7	SANZ LONDONO Nelson (C)	4.5	28:56	6/14	43	6/13	46	0/1	0	2/4	50	1	11	12	5	1	2		5	9	14
9	GARCIA German	1.0	17:19	0/1	0	0/1	0												1		0
*10	LEEP IPEMA Jose	3.0	21:58	0/3	0	0/3	0					1		1		1			1	2	0
11	HERNANDEZ Jhon	3.5	6:36	2/6	33	2/6	33					1	1	2		1					4
*12	CHAPARRO Miguel	1.0	35:55	5/6	83	5/6	83					1	2	3	5	2			4	1	10
14	DIAZ TORRES Daniel	4.5	17:42	2/8	25	2/8	25					1	1	2					4	1	4
*15	HAWKINS Rodney	4.0	33:22	3/8	38	3/7	43	0/1	0	3/6	50	5	12	17	2	4	1	1	4	5	9
Team / Coach													1	1		1					
Totals				22/60	37	22/58	38	0/2	0	5/10	50	12	29	41	15	11	3	1	21	18	49
Coach		TAPIAS PATRON Jose																			
Assistant Coach		VELASQUEZ GOMEZ Fredy																			

JPN - Japan

No.	Name	Sport Class	MIN	Field Goals		2 Points		3 Points		Free Throws		Rebounds			AS	TO	ST	BS	PF	FD	PTS	
				M / A	%	M / A	%	M / A	%	M / A	%	OR	DR	TOT								
*4	FUJII Shingo (C)	1.5	26:57										2	2	7	1	1		3	1	0	
*5	MASUBUCHI Tomomi	3.0	30:29	4/7	57	4/7	57			2/2	100		1	1		1			4	2	10	
*6	TOKAIRIN Kazuyuki	1.0	28:34										1	1					1	1	0	
7	KOZAI Hiroaki	3.5	22:12	4/8	50	3/7	43	1/1	100	4/6	67	1	2	3	7				2	3	13	
8	SATO Satoshi	1.0	5:01										1	1						1	0	
9	SUZUKI Akimasa	3.5	2:55										1	1							0	
10	KYOYA Kazuyuki	1.0	6:25										2	2					1		0	
11	TOYOSHIMA Akira	2.0	13:01	1/4	25	1/4	25								1		1		1		2	
12	SHIROMARU Fumiaki	3.5	5:02	0/4	0	0/4	0									1			1		0	
*13	MIYAJIMA Tetsuya	4.0	19:22	3/6	50	3/6	50			3/7	43	3	4	7	3	1			3	7	9	
14	NAKAZAWA Masato	4.0	1:58	1/1	100	1/1	100						1	1							2	
*15	FUJIMOTO Reo	4.5	38:04	11/25	44	10/23	43	1/2	50	4/6	67	2	12	14	4	2			2	5	27	
Team / Coach													1	1								
Totals				24/55	44	22/52	42	2/3	67	13/21	62	6	28	34	22	6	3			18	20	63
Coach		IWASA Yoshiaki																				
Assistant Coach		OIKAWA Shimpei																				

	COL	JPN
Points from Turnovers	4	19
Points in the Paint	30	26
Second Chance Points	5	3
Fast Break Points	3	12

	COL	JPN
Biggest Lead	7	21
Biggest Scoring Run	10-0 (10-3)	9-0 (25-40)
Lead Changes		2
Times Tied		2

LEGEND

%	Shooting Percentage	(C)	Captain	*	Starters	AS	Assists	BS	Blocked Shots
DR	Defensive Rebounds	FD	Fouls Drawn	M / A	Made / Attempts	MIN	Minutes Played	OR	Offensive Rebounds
PF	Fouls	PTS	Points	Qx	Quarter Time	ST	Steals	TO	Turnovers
TOT	Total Rebounds								



Results

Game 33

RSA 32 vs 61 ITA
(12:13, 2:12, 13:12, 5:24)

Attendance: 5895

Referee: KANNO Eisuke (JPN)

Commissioner: MAGALLANES Juan (MEX)

Umpire: FARRUGIA Valerie (FRA) / GREGORY Christopher (GBR)

Scoring by 5 min intervals:	RSA ITA	Q1		Q2		Q3		Q4	
		7	12	14	14	20	27	31	32
		8	13	23	25	31	37	48	61

RSA - South Africa

No.	Name	Sport Class	MIN	Field Goals		2 Points		3 Points		Free Throws		Rebounds			AS	TO	ST	BS	PF	FD	PTS	
				M/A	%	M/A	%	M/A	%	M/A	%	OR	DR	TOT								
4	RETIEF Marcus (C)	1.0	22:49	0/1	0	0/1	0					3	3	1					3		0	
5	LOUW Kyle	1.5	11:13	0/1	0	0/1	0								2				1	2	0	
6	OESCHGER Kobus	2.5	3:55	1/1	100	1/1	100												1	2	2	
*7	GOVENDER Justin	1.0	17:11	0/2	0	0/2	0					2	2						2		0	
8	van NIEKERK Samuel	2.5	6:13	0/2	0	0/2	0							1	1						0	
*9	GUMBI Siphamandla	2.5	20:24	1/4	25	1/4	25					2	2	1	2				2		2	
*10	PAPENFUS Marius	2.5	34:56	2/11	18	2/11	18					3	3	1	3				3		4	
11	MOOKETSI Gift	2.5	3:19	0/1	0	0/1	0					1	1	1	1						0	
*12	MBANDE Luvuyo	3.5	28:47	3/8	38	3/8	38			2/3	67	1	6	7	3	1			1	2	8	
13	JELLOWS Stuart	4.5	11:13	0/3	0	0/2	0	0/1	0	1/2	50		2	2		1	1			2	1	
14	VELLOEN Jacobus	4.5	6:34	0/1	0	0/1	0						3	3					2		0	
*15	NORTJE Richard	4.5	33:26	6/12	50	6/12	50			3/4	75		4	4	2	1			2	9	15	
Team / Coach																						
Totals				13/47	28	13/46	28	0/1	0	6/9	67	2	26	28	9	18	1			16	16	32
Coach		FICK Patrick																				
Assistant Coach		BELEN Pierre (FRA) MOEPENG Gaebogae																				

ITA - Italy

No.	Name	Sport Class	MIN	Field Goals		2 Points		3 Points		Free Throws		Rebounds			AS	TO	ST	BS	PF	FD	PTS	
				M/A	%	M/A	%	M/A	%	M/A	%	OR	DR	TOT								
4	RAIMONDI Fabio	2.0	4:26	0/1	0	0/1	0					1	1		1						0	
5	GENINAZZI Jacopo	4.0	6:50	1/4	25	1/4	25					3	1	4					1		2	
*6	MOUKHARIQ Amine	3.0	31:20	5/14	36	5/12	42	0/2	0	0/2	0	2	3	5	7	1	1			3	10	
*7	DAMIANO Nicola	1.0	30:50	2/3	67	2/3	67					1	1	3					1		4	
*8	MARCHIONNI Galliano	4.5	19:55	2/5	40	2/5	40			1/2	50	1	4	5	6	3			4	2	5	
9	di BERNARDO Vincenzo	3.0	4:10									1	1	1			1		1		0	
*10	AIROLDI Damiano	1.0	37:40	1/5	20	1/5	20					1	1	2	4	1			2		2	
11	PELLEGRINI Alberto	4.5	15:21	1/7	14	1/7	14					1	7	8	1				4	1	2	
*12	CAVAGNINI Matteo (C)	4.5	35:34	13/21	62	13/21	62			7/10	70	4	13	17	2	1	3	1	3	8	33	
13	BERNARDIS Fabio	2.5	6:50	0/2	0	0/2	0								1						0	
14	RAOURAHI Ahmed	1.5	2:20	1/2	50	1/2	50			1/4	25				1					2	3	
15	SANNA ALI Mohamed	1.5	4:44												2	1					0	
Team / Coach																						
Totals				26/64	41	26/62	42	0/2	0	9/18	50	14	33	47	27	9	5	1		16	16	61
Coach		FISHER JR Clifford William (USA)																				
Assistant Coach		CAPPELLETTI Dionigi																				

	RSA	ITA
Points from Turnovers	4	21
Points in the Paint	20	34
Second Chance Points	5	14
Fast Break Points		6

	RSA	ITA
Biggest Lead	1	29
Biggest Scoring Run	8-0 (22-31)	16-0 (14-31)
Lead Changes		2
Times Tied		1

LEGEND

%	Shooting Percentage	(C)	Captain	*	Starters	AS	Assists	BS	Blocked Shots
DR	Defensive Rebounds	FD	Fouls Drawn	M/A	Made / Attempts	MIN	Minutes Played	OR	Offensive Rebounds
PF	Fouls	PTS	Points	Qx	Quarter Time	ST	Steals	TO	Turnovers
TOT	Total Rebounds								



Results

Game 35

GER 66 vs 73 CAN
(18:17, 10:19, 19:17, 19:20)

Attendance: 7189

Referee: WELLS Matt (AUS)

Commissioner: VIVIERS Nico (RSA)

Umpire: QUINTANA Mati (ARG) / WARMERDAM Saskia (NED)

Scoring by 5 min intervals:	GER	Q1		Q2		Q3		Q4	
		CAN	8	18	22	28	35	47	53
		6	17	29	36	46	53	59	73

GER - Germany

No.	Name	Sport Class	MIN	Field Goals		2 Points		3 Points		Free Throws		Rebounds			AS	TO	ST	BS	PF	FD	PTS
				M / A	%	M / A	%	M / A	%	M / A	%	OR	DR	TOT							
*4	LOHMANN Bjoern	1.0	28:43	0/4	0	0/4	0					1	2	3	1	2			2	2	0
5	ISMAIL Sercan	1.0																			
*6	HEIMBACH Matthias	1.0	32:17	1/3	33	1/3	33												2	1	2
7	GUNDERT Thomas	2.0	8:32	1/3	33	1/3	33												2		2
*8	BIENEK Andre	3.0	31:50	4/7	57	4/7	57			0/2	0	2	5	7	6	3			3	6	8
9	MAGENHEIM Sebastian	3.5	6:29	2/4	50	2/4	50								1				1		4
10	KRESS Andreas	3.5																			
*11	PASSIWAN Dirk	4.5	35:33	9/21	43	9/16	56	0/5	0	11/15	73	1	7	8	8	1			4	8	29
*12	WOLK Sebastian	4.0	15:50	3/5	60	3/5	60						2	2					5		6
13	HALLER Jan	2.0	10:28	2/7	29	2/6	33	0/1	0			3		3	1				2		4
14	BOEHME Thomas	3.0	16:28	4/6	67	3/4	75	1/2	50				1	1	3		1	1	3		9
15	KOEHLER Dirk	4.0	13:50	1/1	100	1/1	100						4	4	1		1				2
Team / Coach													1	1							
Totals				27/61	44	26/53	49	1/8	13	11/17	65	7	22	29	21	6		2	24	17	66
Coach		ZELTINGER Nicolai																			
Assistant Coach		ENNS Bruce (CAN)																			

CAN - Canada

No.	Name	Sport Class	MIN	Field Goals		2 Points		3 Points		Free Throws		Rebounds			AS	TO	ST	BS	PF	FD	PTS	
				M / A	%	M / A	%	M / A	%	M / A	%	OR	DR	TOT								
4	DUREPOS Dave	3.5	1:24							3/4	75		1	1					1	3	3	
5	ROUILLARD Yvon	3.0	4:33	1/2	50	1/2	50			1/2	50		1	1						1	3	
6	HEDGES Bo (C)	2.5	28:42	11/18	61	11/18	61			2/3	67		2	2	1	2			2		24	
*7	PETER Richard	2.5	8:09	0/1	0	0/1	0								2				1		0	
*8	JOHNSON Joey	4.5	16:28	0/2	0	0/2	0			1/2	50	2	4	6	2				2	4	1	
9	LANCIA Adam	4.0	10:14	1/2	50	1/2	50			2/2	100		2	2	2	1			2	1	4	
*10	DINI Abdi	1.0	34:19	3/6	50	3/6	50			1/2	50	1		1	3				2		7	
*11	JASSMAN Chad	1.5	17:11	1/5	20	1/5	20					1		1	1				2		2	
*12	ANDERSON Patrick	4.5	37:42	11/19	58	11/19	58			3/7	43	3	12	15	12	4			3	11	25	
13	WAGNER Brandon	1.0																				
14	MILLER Tyler	1.5	27:06									1	4	5					3	1	0	
15	ENG David (C)	4.5	14:12	2/2	100	2/2	100						1	1					1	1	4	
Team / Coach												1	2	3		1						
Totals				30/57	53	30/57	53			13/22	59	9	29	38	23	8				17	24	73
Coach		TONELLO Jerry																				
Assistant Coach		BOWES Paul la SERRA Christian																				

	GER	CAN
Points from Turnovers	2	3
Points in the Paint	38	42
Second Chance Points	9	8
Fast Break Points	12	7

	GER	CAN
Biggest Lead	4	13
Biggest Scoring Run	7-0 (47-53)	10-0 (20-27)
Lead Changes	6	
Times Tied	3	

LEGEND

%	Shooting Percentage	(C)	Captain	*	Starters	AS	Assists	BS	Blocked Shots
DR	Defensive Rebounds	FD	Fouls Drawn	M / A	Made / Attempts	MIN	Minutes Played	OR	Offensive Rebounds
PF	Fouls	PTS	Points	Qx	Quarter Time	ST	Steals	TO	Turnovers
TOT	Total Rebounds								



Results

Game 37

POL 58 vs 87 GBR
(10:22, 14:23, 19:25, 15:17)

Attendance: 5200

Referee: MARQUES Rui (BRA)

Commissioner: CHOINIÈRE Jean (CAN)

Umpire: RETIZ Mauro (MEX) / RADYKAS Linas (LTU)

Scoring by 5 min intervals:	POL	Q1		Q2		Q3		Q4	
		GBR							
		2	10	20	24	37	43	51	58
		10	22	28	45	56	70	77	87

POL - Poland

No.	Name	Sport Class	MIN	Field Goals		2 Points		3 Points		Free Throws		Rebounds			AS	TO	ST	BS	PF	FD	PTS	
				M/A	%	M/A	%	M/A	%	M/A	%	OR	DR	TOT								
4	GORZKOWICZ Slawomir	3.0	3:52																		0	
*5	FILIPSKI Mateusz	4.0	23:52	3/8	38	1/5	20	2/3	67	2/2	100	1	6	7	5	3				2	1	10
*6	MACEK Andrzej	1.5	19:12	2/4	50	2/4	50			0/2	0				1					1	2	4
7	WISNIK Robert	4.0	16:08	0/5	0	0/5	0					1		1		1				2	0	
8	PIETRZYK Krzysztof	1.0	13:06	2/2	100	2/2	100					1		1		2				1	4	
9	WROBEL Marcin	1.0	18:57	3/7	43	3/7	43					1		1	3					1	6	
10	BANDURA Krzysztof	4.0	20:48	3/9	33	3/9	33			1/2	50	1		1	2	1				2	3	7
*11	LUSZYNSKI Piotr	4.5	19:12	3/8	38	3/5	60	0/3	0				6	6	1	4				2	6	
*12	BALCEROWSKI Marcin (C)	1.0	20:00	5/9	56	5/9	56			1/2	50						1			2	3	11
13	MOSLER Dominik	4.0	20:48	4/6	67	4/6	67					3	1	4	2	2				2	1	8
14	DARNIKOWSKI Piotr	1.0	8:45										1	1						3	0	
*15	CYRUL Jan	3.0	15:20	1/1	100	1/1	100						1	1		1				2	2	
Team / Coach												1	2	3								
Totals				26/59	44	24/53	45	2/6	33	4/8	50	9	17	26	13	15	1			20	10	58
Coach		LUSZYNSKI Piotr																				
Assistant Coach		LUSZYNSKI Stanislaw																				

GBR - Great Britain

No.	Name	Sport Class	MIN	Field Goals		2 Points		3 Points		Free Throws		Rebounds			AS	TO	ST	BS	PF	FD	PTS	
				M/A	%	M/A	%	M/A	%	M/A	%	OR	DR	TOT								
4	CHOUDHRY Gaz	4.0	8:09	3/3	100	3/3	100								1						6	
5	HIGHCOCK Dan	4.5	10:18	6/7	86	6/7	86			2/4	50	1	3	4	1					1	3	14
6	SEALY Matt	2.0	9:16	1/1	100	1/1	100								1						2	
*7	BYWATER Terry	4.5	21:33	10/17	59	10/14	71	0/3	0	2/2	100		1	1	5	3	1			1	2	22
8	MUNN Simon	4.0	21:20	4/7	57	4/7	57			4/4	100		6	6	1		4				4	12
9	POLLOCK Joni	2.5	8:09	0/1	0			0/1	0	1/2	50				4					1	1	1
*10	JAMA Abdi (C)	1.0	29:41	2/5	40	2/5	40						2	2	5	1				2	1	4
11	BYRNE Matt (C)	1.5	19:20									2	1	3	2					2	0	
*12	SAGAR Ian	3.0	27:41	7/10	70	7/10	70			0/4	0	2	6	8	1					2	4	14
13	FINBOW Peter	2.0	7:13												4						1	0
*14	HALL Jon	3.0	18:40	4/6	67	4/6	67			2/3	67		1	1	6	2	1			1	3	10
*15	OROGBEMI Ade	2.5	18:40	1/2	50	1/2	50					1	3	4	3		1				1	2
Team / Coach												2	1	3								
Totals				38/59	64	38/55	69	0/4	0	11/19	58	8	24	32	31	9	7			10	20	87
Coach		TRESIEDER Murray (AUS)																				
Assistant Coach		BHANIA Haj										THOMAS Sinclair										

	POL	GBR
Points from Turnovers	11	20
Points in the Paint	24	42
Second Chance Points	10	14
Fast Break Points	4	10

	POL	GBR
Biggest Lead	0	32
Biggest Scoring Run	6-0 (20-26)	10-0 (24-45)
Lead Changes	0	
Times Tied	0	

LEGEND

%	Shooting Percentage	(C)	Captain	*	Starters	AS	Assists	BS	Blocked Shots
DR	Defensive Rebounds	FD	Fouls Drawn	M/A	Made / Attempts	MIN	Minutes Played	OR	Offensive Rebounds
PF	Fouls	PTS	Points	Qx	Quarter Time	ST	Steals	TO	Turnovers
TOT	Total Rebounds								



Results

Game 38

AUS 65 vs 49 USA
(13:12, 14:8, 18:13, 20:16)

Attendance: 5251

Referee: GIORDANO Sergio (CAN)

Commissioner: FODEN Emma (GBR)

Umpire: SALGUERO Cris (ARG) / FRONCZAK Adam (POL)

Scoring by 5 min intervals:	AUS USA	Q1		Q2		Q3		Q4	
		10	13	22	27	37	45	51	65
		4	12	18	20	30	33	41	49

AUS - Australia

No.	Name	Sport Class	MIN	Field Goals		2 Points		3 Points		Free Throws		Rebounds			AS	TO	ST	BS	PF	FD	PTS	
				M / A	%	M / A	%	M / A	%	M / A	%	OR	DR	TOT								
*4	EVESON Justin	4.5	30:50	7/13	54	6/10	60	1/3	33			4	12	16	9	4		2	2	3	15	
5	LATHAM Bill	4.0	7:45	1/1	100	1/1	100						2	2		1			4	1	2	
6	STIBNERS Brett	4.0	9:10	1/5	20	1/4	25	0/1	0	0/1	0		2	2	2	1			3	2	2	
*7	NORRIS Shaun	3.0	32:15	6/11	55	6/11	55			4/7	57	2	3	5	4	1		1	3	6	16	
*8	HARTNETT Michael	1.0	29:17	0/2	0	0/2	0			1/2	50				1	1	1		1	2	1	
9	KNOWLES Tristan	4.0	20:16	5/15	33	4/12	33	1/3	33			1	4	5			1		1		11	
*10	BLAIR Jannik	1.0	27:33	1/1	100	1/1	100			1/2	50	1		1				1	1	3		
11	SIMMONS Tige	1.0	14:48	0/1	0	0/1	0						2	2						1	0	
12	MIZENS Grant	2.0	1:25																		0	
13	ALCOTT Dylan	1.0	6:57	1/2	50	1/2	50						1	1		1			2	1	2	
14	TAYLOR Nick	2.0																				
*15	NESS Brad (C)	4.5	19:44	5/9	56	5/9	56			3/4	75	1	1	2	1		1		1	2	13	
Team / Coach																						
Totals				27/60	45	25/53	47	2/7	29	9/16	56	9	29	38	17	9	3	3	18	19	65	
Coach		ETTRIDGE Ben																				
Assistant Coach		FERIANI Matteo (ITA) KYLE Tom																				

USA - United States

No.	Name	Sport Class	MIN	Field Goals		2 Points		3 Points		Free Throws		Rebounds			AS	TO	ST	BS	PF	FD	PTS	
				M / A	%	M / A	%	M / A	%	M / A	%	OR	DR	TOT								
*4	BARBER Eric	1.0	13:28	2/2	100	2/2	100												3		4	
5	CHAMBERS Joseph	4.0	14:57	3/7	43	3/7	43						2	2	1				1		6	
6	LADE Jeremy	2.5	18:46	3/5	60	3/5	60						1	1	2	2			2	1	6	
*7	TUREK Joshua	3.5	17:10	2/6	33	2/5	40	0/1	0	4/5	80		3	3		1			1	5	8	
*8	JENIFER Trevon	2.5	23:59	2/2	100	2/2	100					2	5	7		1			3	3	4	
9	WALLER William (C)	3.0	14:49	2/3	67	2/3	67			1/2	50	1	3	4	1					3	5	
10	SCOTT Matt	3.5	17:10	1/8	13	1/7	14	0/1	0	0/2	0	2	5	7	1	2			2	2	2	
11	SERIO Steven	3.5	20:00	2/6	33	2/6	33						3	3	7	2	1		1	1	4	
*12	NELMS Jason	2.5	27:50	3/12	25	3/9	33	0/3	0	2/2	100		1	1		2			1	2	8	
13	LYNCH Ian	1.0	13:50	0/1	0	0/1	0						1	1							0	
14	SCHULTE Paul (C)	3.0	12:50	0/2	0	0/2	0						1	1	1		1		4		0	
*15	HINZE Nate	4.5	5:11							2/2	100		1	1					1	1	2	
Team / Coach																						
Totals				20/54	37	20/49	41	0/5	0	9/13	69	6	28	34	13	13	2			19	18	49
Coach		GLATCH Jim																				
Assistant Coach		COLWELL Tom JUETTE Melvin																				

	AUS	USA
Points from Turnovers	9	8
Points in the Paint	34	34
Second Chance Points	6	6
Fast Break Points	2	5

	AUS	USA
Biggest Lead	16	1
Biggest Scoring Run	9-0 (26-18)	6-0 (10-10)
Lead Changes	6	
Times Tied	3	

LEGEND

%	Shooting Percentage	(C)	Captain	*	Starters	AS	Assists	BS	Blocked Shots
DR	Defensive Rebounds	FD	Fouls Drawn	M / A	Made / Attempts	MIN	Minutes Played	OR	Offensive Rebounds
PF	Fouls	PTS	Points	Qx	Quarter Time	ST	Steals	TO	Turnovers
TOT	Total Rebounds								



Results

Game 39

ESP 67 vs 64 TUR
(13:14, 14:16, 21:13, 19:21)

Attendance: 2020

Referee: PEIC Krunoslav (CRO)

Commissioner: McALEESE Allan (GBR)

Umpire: HSIEH Fei (TPE) / PURSGLOVE Ian (GBR)

Scoring by 5 min intervals:	ESP	Q1	Q2	Q3	Q4	TUR
	6	13	21	27	37	48
	7	14	23	30	36	43
					56	67
					51	64

ESP - Spain

No.	Name	Sport Class	MIN	Field Goals		2 Points		3 Points		Free Throws		Rebounds			AS	TO	ST	BS	PF	FD	PTS
				M/A	%	M/A	%	M/A	%	M/A	%	OR	DR	TOT							
4	MENA PEREZ Roberto	4.0	11:30	1/5	20	1/5	20			2/2	100		3	3	2	1			2	1	4
*5	de PAZ PAZO Diego (C)	4.0	31:44	8/24	33	7/18	39	1/6	17	2/3	67	2	5	7	8	6	1		5	4	19
6	COSTAS de MIRANDA Bernabe	2.5																			
*7	RODRIGUEZ MARTIN Daniel	1.0	40:00	4/5	80	4/5	80					3	2	5		1		3	4	8	
8	SANCHEZ LARA Francisco	1.0	8:19													1			1	0	
*9	ZARZUELA BELTRAN Alejandro	3.0	28:12	5/8	63	5/8	63					1	6	7	3	1	1	5	4	10	
*10	GARCIA MORENO Ismael	4.0	25:14	2/8	25	2/8	25			6/9	67	2	3	5	2	1	1	2	6	10	
11	GARCIA PEREIRO Asier	4.0	19:51	4/8	50	4/7	57	0/1	0	2/4	50		3	3	2	1	1	3	3	10	
12	ROMERO MARTIN Jesus	3.0	3:29							0/2	0							2	1	0	
*13	MUINO GAMEZ Rafael	2.0	31:41	3/7	43	3/7	43					1	1	2	4	1				6	
14	MOURIZ DOPICO David	2.5																			
15	LLAMBI RIERA Jaume	1.5																			
Team / Coach												1	2	3							
Totals				27/65	42	26/58	45	1/7	14	12/20	60	10	25	35	21	10	6	1	23	23	67
Coach		TRIGO DIEZ Oscar																			
Assistant Coach		CARRION RUIZ Abraham													PEREZ TEJERO Javier						

TUR - Turkey

No.	Name	Sport Class	MIN	Field Goals		2 Points		3 Points		Free Throws		Rebounds			AS	TO	ST	BS	PF	FD	PTS
				M/A	%	M/A	%	M/A	%	M/A	%	OR	DR	TOT							
4	ERCAN Aytac (C)	4.0	23:27	6/8	75	6/8	75					2	2	2	2	1			2	1	12
*5	GURBULAK Ozgur (C)	4.0	28:50	7/13	54	6/10	60	1/3	33	3/4	75	3	6	9	4	6			4	7	18
6	GUNDOGDU Fikri	1.0	7:47	0/1	0	0/1	0					1	1					3		0	
7	TURAN Ali Asker	3.5	12:16	0/2	0	0/1	0	0/1	0			1	1	2	3					0	
*8	AR Ismail	1.0	38:28	3/6	50	2/5	40	1/1	100			3	3	1	1	1		5	2	7	
*9	ACAR Deniz	2.5	16:58	1/4	25	1/4	25			1/4	25	2	2	4				1	2	3	
*10	GEZINCI Cem	4.5	17:41	5/9	56	5/9	56			2/4	50	1	6	7	1	1		2	2	12	
*11	DALAY Kaan	2.0	13:18	0/1	0	0/1	0					1	1	2	2			1		0	
12	YILMAZ Bulent	3.5	5:51	1/4	25	1/4	25			1/1	100		1	1	1			1	2	3	
13	GUMUS Ferit	3.0	23:06	3/8	38	3/8	38			3/5	60		5	5	1		1	2	6	9	
14	ARSLANOGLU Murat	3.5	1:53																1	0	
15	BOZ Bestami	1.5	10:25	0/1	0	0/1	0					1		1	1			3		0	
Team / Coach												1	4	5		1					
Totals				26/57	46	24/52	46	2/5	40	10/18	56	9	31	40	13	16	2	1	24	23	64
Coach		ONUT Mehmet																			
Assistant Coach		DEMIRBAS Celal																			

	ESP	TUR
Points from Turnovers	19	11
Points in the Paint	44	40
Second Chance Points	10	6
Fast Break Points	14	8

	ESP	TUR
Biggest Lead	9	7
Biggest Scoring Run	7-0 (13-9)	8-0 (27-34)
Lead Changes	11	
Times Tied	4	

LEGEND

%	Shooting Percentage	(C)	Captain	*	Starters	AS	Assists	BS	Blocked Shots
DR	Defensive Rebounds	FD	Fouls Drawn	M/A	Made / Attempts	MIN	Minutes Played	OR	Offensive Rebounds
PF	Fouls	PTS	Points	Qx	Quarter Time	ST	Steals	TO	Turnovers
TOT	Total Rebounds								



Results

Game 42

CAN 68 vs 42 COL
(21:8, 21:16, 13:4, 13:14)

Attendance: 3840

Referee: HAINES Philip (AUS)

Commissioner: VIVIERS Nico (RSA)

Umpire: SALGUERO Cris (ARG) / GOMM Stacy (RSA)

Scoring by 5 min intervals:	CAN	Q1	Q2	Q3	Q4	COL
		11 21	29 42	49 55	62 68	
		2 8	16 24	26 28	36 42	

CAN - Canada

No.	Name	Sport Class	MIN	Field Goals		2 Points		3 Points		Free Throws		Rebounds			AS	TO	ST	BS	PF	FD	PTS
				M / A	%	M / A	%	M / A	%	M / A	%	OR	DR	TOT							
4	DUREPOS Dave	3.5	16:21	7/9	78	3/4	75	4/5	80				2	2	2	1	1		2	1	18
5	ROUILLARD Yvon	3.0	13:39	3/7	43	3/7	43			3/5	60		4	4						3	9
*6	HEDGES Bo (C)	2.5	23:50	4/9	44	4/9	44			2/2	100		2	2	6	1	1			1	10
7	PETER Richard	2.5	20:34	0/3	0	0/3	0			0/2	0		4	4	4	1				2	0
*8	JOHNSON Joey	4.5	20:59	0/2	0	0/2	0			4/4	100	2	4	6	2	1	1			3	4
9	LANCIA Adam	4.0	14:13	1/3	33	1/3	33						5	5	4	1			2	2	2
*10	DINI Abdi	1.0	17:27	0/1	0	0/1	0														0
11	JASSMAN Chad	1.5	8:26	1/1	100	1/1	100						2	2							2
*12	ANDERSON Patrick	4.5	10:00	5/10	50	5/9	56	0/1	0	3/3	100	2	2	4	2		1			2	13
13	WAGNER Brandon	1.0	21:59	1/3	33	1/3	33						2	2					3		2
*14	MILLER Tyler	1.5	15:47	1/1	100	1/1	100										1	1		1	2
15	ENG David (C)	4.5	16:45	3/8	38	3/8	38			0/2	0	1	2	3	2	1			1	2	6
Team / Coach																					
Totals				26/57	46	22/51	43	4/6	67	12/18	67	5	30	35	22	6	3	2	9	16	68
Coach		TONELLO Jerry																			
Assistant Coach		BOWES Paul la SERRA Christian																			

COL - Colombia

No.	Name	Sport Class	MIN	Field Goals		2 Points		3 Points		Free Throws		Rebounds			AS	TO	ST	BS	PF	FD	PTS
				M / A	%	M / A	%	M / A	%	M / A	%	OR	DR	TOT							
*4	CAPACHO Diego	3.0	15:06	1/4	25	1/4	25						2	2	1	1			2		2
*5	ALZATE Guillermo	1.5	27:19	2/7	29	2/7	29								3				1		4
6	RIOS ROA Wilman	3.5	12:31	2/4	50	2/4	50					1	4	5					2		4
*7	SANZ LONDONO Nelson (C)	4.5	30:39	4/12	33	4/12	33						9	9	2	2			3	1	8
9	GARCIA German	1.0	21:00	0/2	0	0/2	0								1				2		0
10	LEEP IPEMA Jose	3.0	16:07	0/4	0	0/3	0	0/1	0			2		2	3					1	0
11	HERNANDEZ Jhon	3.5	11:10	4/7	57	4/7	57					1	1	2	3				1		8
*12	CHAPARRO Miguel	1.0	29:37	2/8	25	2/8	25					4	2	6	6	4			1		4
14	DIAZ TORRES Daniel	4.5	7:31	0/5	0	0/4	0	0/1	0	0/2	0		1	1	1		1		1	1	0
*15	HAWKINS Rodney	4.0	29:00	6/9	67	6/9	67			0/1	0		7	7	1				3	6	12
Team / Coach																					
Totals				21/62	34	21/60	35	0/2	0	0/3	0	11	29	40	15	15	1		16	9	42
Coach		TAPIAS PATRON Jose																			
Assistant Coach		VELASQUEZ GOMEZ Fredy																			

	CAN	COL
Points from Turnovers	15	6
Points in the Paint	30	34
Second Chance Points	4	8
Fast Break Points	6	6

	CAN	COL
Biggest Lead	30	0
Biggest Scoring Run	8-0 (37-18)	8-0 (26-16)
Lead Changes	0	
Times Tied	0	

LEGEND

%	Shooting Percentage	(C)	Captain	*	Starters	AS	Assists	BS	Blocked Shots
DR	Defensive Rebounds	FD	Fouls Drawn	M / A	Made / Attempts	MIN	Minutes Played	OR	Offensive Rebounds
PF	Fouls	PTS	Points	Qx	Quarter Time	ST	Steals	TO	Turnovers
TOT	Total Rebounds								



Results

Game 45

ITA 48 vs 68 AUS
(11:15, 10:18, 17:24, 10:11)

Attendance: 5822

Referee: WARMERDAM Saskia (NED)

Commissioner: McALEESE Allan (GBR)

Umpire: REHLING Carsten (GER) / MOLINA Karen (COL)

Scoring by 5 min intervals:	ITA	Q1	Q2	Q3	Q4	AUS
		4 11	15 21	30 38	46 48	
		8 15	21 33	45 57	63 68	

ITA - Italy

No.	Name	Sport Class	MIN	Field Goals		2 Points		3 Points		Free Throws		Rebounds			AS	TO	ST	BS	PF	FD	PTS
				M/A	%	M/A	%	M/A	%	M/A	%	OR	DR	TOT							
4	RAIMONDI Fabio	2.0	16:24	3/7	43	1/3	33	2/4	50	1/2	50				1				2	2	9
5	GENINAZZI Jacopo	4.0	4:36									1	1								0
*6	MOUKHARIQ Amine	3.0	22:36	2/10	20	2/8	25	0/2	0			1	1	5		2		3	4	4	
*7	DAMIANO Nicola	1.0	19:00	0/1	0	0/1	0							1	1			3	1	0	
8	MARCHIONNI Galliano	4.5	9:06	1/3	33	1/3	33							1					1	2	
9	di BERNARDO Vincenzo	3.0	1:00													1				0	
*10	AIROLDI Damiano	1.0	23:36	1/2	50	1/2	50					2	2	1	1			3		2	
*11	PELLEGRINI Alberto	4.5	31:12	2/9	22	2/9	22			3/4	75	7	5	12	3	1	2	1	2	7	
*12	CAVAGNINI Matteo (C)	4.5	35:06	8/20	40	8/20	40			0/3	0	1	4	5	1	1	3	2	6	16	
13	BERNARDIS Fabio	2.5																			
14	RAOURAHI Ahmed	1.5	21:00	3/5	60	3/5	60			0/2	0	1		1	1	2		2	1	6	
15	SANNA ALI Mohamed	1.5	16:24	1/2	50	1/2	50						1	1	3	1		1		2	
Team / Coach												1	2	3		1					
Totals				21/59	36	19/53	36	2/6	33	4/11	36	10	16	26	17	9	7		17	17	48
Coach		FISHER JR Clifford William (USA)																			
Assistant Coach		CAPPELLETTI Dionigi																			

AUS - Australia

No.	Name	Sport Class	MIN	Field Goals		2 Points		3 Points		Free Throws		Rebounds			AS	TO	ST	BS	PF	FD	PTS
				M/A	%	M/A	%	M/A	%	M/A	%	OR	DR	TOT							
*4	EVESON Justin	4.5	15:38	1/5	20	1/4	25	0/1	0	3/4	75		6	6	4	1		1	2	2	5
5	LATHAM Bill	4.0	19:09	1/2	50	1/2	50						6	6	1	1			1	2	2
6	STIBNERS Brett	4.0	25:57	8/11	73	8/10	80	0/1	0	1/1	100		4	4	4	4	1		2	17	
*7	NORRIS Shaun	3.0	19:39	2/5	40	2/5	40			3/4	75	2	4	6	5	1	2		1	2	7
*8	HARTNETT Michael	1.0	17:34	0/1	0	0/1	0												1	1	0
9	KNOWLES Tristan	4.0	16:50	4/7	57	4/6	67	0/1	0	2/4	50		1	1	4	1			2	5	10
*10	BLAIR Jannik	1.0	18:28										1	1						0	
11	SIMMONS Tige	1.0	9:40	0/1	0	0/1	0						2	2		1			3	0	
12	MIZENS Grant	2.0	11:35	0/1	0	0/1	0									1			1	0	
13	ALCOTT Dylan	1.0	15:22	1/1	100	1/1	100												1	2	
14	TAYLOR Nick	2.0	17:29	6/8	75	4/6	67	2/2	100			1	1	2	4	4			1	1	14
*15	NESS Brad (C)	4.5	12:39	5/6	83	5/6	83			1/1	100		4	4	1	1	1		4	1	11
Team / Coach													3	3		2					
Totals				28/48	58	26/43	60	2/5	40	10/14	71	3	32	35	23	17	3	2	17	16	68
Coach		ETTRIDGE Ben																			
Assistant Coach		FERIANI Matteo (ITA) KYLE Tom																			

	ITA	AUS
Points from Turnovers	13	11
Points in the Paint	22	34
Second Chance Points	6	2
Fast Break Points	3	8

	ITA	AUS
Biggest Lead	0	20
Biggest Scoring Run	4-0 (4-4)	9-0 (15-26)
Lead Changes	0	
Times Tied	1	

LEGEND

%	Shooting Percentage	(C)	Captain	*	Starters	AS	Assists	BS	Blocked Shots
DR	Defensive Rebounds	FD	Fouls Drawn	M/A	Made / Attempts	MIN	Minutes Played	OR	Offensive Rebounds
PF	Fouls	PTS	Points	Qx	Quarter Time	ST	Steals	TO	Turnovers
TOT	Total Rebounds								



Results

Game 46

JPN 55 vs 71 GBR
(14:25, 10:21, 13:14, 18:11)

Attendance: 5304

Referee: WELLS Matt (AUS)

Commissioner: MAGALLANES Juan (MEX)

Umpire: BILMEZ Nureddin (TUR) / PEIC Krunoslav (CRO)

Scoring by 5 min intervals:	JPN	Q1	Q2	Q3	Q4	GBR
		8	14	20	24	32
		13	25	36	46	54
						37
						60
						45
						55
						66
						71

JPN - Japan

No.	Name	Sport Class	MIN	Field Goals		2 Points		3 Points		Free Throws		Rebounds			AS	TO	ST	BS	PF	FD	PTS
				M/A	%	M/A	%	M/A	%	M/A	%	OR	DR	TOT							
*4	FUJII Shingo (C)	1.5	24:33	4/6	67	4/6	67			1/2	50		2	2	2				3	1	9
*5	MASUBUCHI Tomomi	3.0	22:41	2/8	25	2/8	25						3	3	3	1	2		1		4
*6	TOKAIRIN Kazuyuki	1.0	22:08									1	2	3	1				2	1	0
7	KOZAI Hiroaki	3.5	31:25	8/19	42	8/16	50	0/3	0	2/2	100		5	5	7				3	5	18
8	SATO Satoshi	1.0	13:04									1	1	1	1				1	1	0
9	SUZUKI Akimasa	3.5	14:21	1/3	33	1/3	33			0/2	0	3	1	4	1	1			1	2	
10	KYOYA Kazuyuki	1.0	6:09																1		0
11	TOYOSHIMA Akira	2.0	14:06	0/2	0	0/2	0						1	1	2	3	1		2		0
12	SHIROMARU Fumiaki	3.5	1:37													1					0
*13	MIYAJIMA Tetsuya	4.0	6:50	1/1	100	1/1	100			0/2	0	1	1	2	1		1			2	2
14	NAKAZAWA Masato	4.0	3:06																		0
*15	FUJIMOTO Reo	4.5	40:00	9/21	43	9/19	47	0/2	0	2/2	100	1	4	5	2	2			2	7	20
Team / Coach												1	2	3							
Totals				25/60	42	25/55	45	0/5	0	5/10	50	8	21	29	18	10	3	1	15	18	55
Coach		IWASA Yoshiaki																			
Assistant Coach		OIKAWA Shimpei																			

GBR - Great Britain

No.	Name	Sport Class	MIN	Field Goals		2 Points		3 Points		Free Throws		Rebounds			AS	TO	ST	BS	PF	FD	PTS
				M/A	%	M/A	%	M/A	%	M/A	%	OR	DR	TOT							
4	CHOUDHRY Gaz	4.0	11:06	1/4	25	1/4	25			2/2	100		1	1	1	2				1	4
5	HIGHCOCK Dan	4.5	13:06	1/6	17	0/4	0	1/2	50				2	2	1					2	3
6	SEALY Matt	2.0	5:40	0/1	0	0/1	0												1		0
*7	BYWATER Terry	4.5	21:02	9/12	75	9/11	82	0/1	0	1/3	33	3	4	7	5	1			2	3	19
8	MUNN Simon	4.0	18:44	7/12	58	7/12	58			1/2	50	3	6	9	1	1			3	2	15
9	POLLOCK Joni	2.5	9:06	1/4	25	0/2	0	1/2	50				1	1	1	5			2		3
*10	JAMA Abdi (C)	1.0	31:37	2/8	25	2/8	25					1	1	2					1		4
11	BYRNE Matt (C)	1.5	16:20	0/1	0	0/1	0									2	1		2		0
*12	SAGAR Ian	3.0	23:59	5/7	71	5/7	71			1/1	100	2	5	7	1	1			1	3	11
13	FINBOW Peter	2.0	12:23	2/3	67	2/3	67					2	2	4	2				2		4
*14	HALL Jon	3.0	15:06	1/5	20	1/5	20						4	4	2				1		2
*15	OROGBEMI Ade	2.5	21:51	3/4	75	3/4	75					1	1	2	4		1		3	4	6
Team / Coach												2	2	4		2					
Totals				32/67	48	30/62	48	2/5	40	5/8	63	14	29	43	20	10	3		18	15	71
Coach		TRESIEDER Murray (AUS)																			
Assistant Coach		BHANIA Haj									THOMAS Sinclair										

	JPN	GBR
Points from Turnovers	10	10
Points in the Paint	28	36
Second Chance Points	8	10
Fast Break Points	6	6

	JPN	GBR
Biggest Lead	1	28
Biggest Scoring Run	8-0 (45-64)	8-0 (6-13)
Lead Changes	4	
Times Tied	1	

LEGEND

%	Shooting Percentage	(C)	Captain	*	Starters	AS	Assists	BS	Blocked Shots
DR	Defensive Rebounds	FD	Fouls Drawn	M/A	Made / Attempts	MIN	Minutes Played	OR	Offensive Rebounds
PF	Fouls	PTS	Points	Qx	Quarter Time	ST	Steals	TO	Turnovers
TOT	Total Rebounds								



Results

Game 48

TUR 79 vs 54 RSA
(18:10, 16:18, 20:12, 25:14)

Attendance: 4472

Referee: QUINTANA Mati (ARG)

Commissioner: FODEN Emma (GBR)

Umpire: MARQUES Rui (BRA) / FRONCZAK Adam (POL)

Scoring by 5 min intervals:	TUR RSA	Q1		Q2		Q3		Q4	
		10	18	22	34	39	54	66	79
		2	10	21	28	35	40	47	54

TUR - Turkey

No.	Name	Sport Class	MIN	Field Goals		2 Points		3 Points		Free Throws		Rebounds			AS	TO	ST	BS	PF	FD	PTS
				M / A	%	M / A	%	M / A	%	M / A	%	OR	DR	TOT							
4	ERCAN Aytac (C)	4.0	14:49	2/7	29	2/7	29					1	2	3		3			1	1	4
5	GURBULAK Ozgur (C)	4.0	10:00	3/5	60	3/4	75	0/1	0	0/2	0	1	2	3	3	2		1	2	3	6
6	GUNDOGDU Fikri	1.0	10:20													1					0
*7	TURAN Ali Asker	3.5	16:37	1/2	50	1/2	50			0/2	0			3	4	2	2		1	1	2
*8	AR Ismail	1.0	25:51	2/3	67	2/3	67			3/4	75	2	4	6	1				3	2	7
9	ACAR Deniz	2.5	14:23	4/6	67	4/6	67						1	1	1				2	2	8
*10	GEZINCI Cem	4.5	25:11	10/12	83	10/12	83			1/2	50	1	8	9	3	4	2		2	3	21
*11	DALAY Kaan	2.0	25:36	5/12	42	5/12	42			1/2	50	3	1	4	1	3	1			2	11
12	YILMAZ Bulent	3.5	13:23	2/6	33	2/6	33			6/8	75	1		1	3	1	1		2	5	10
*13	GUMUS Ferit	3.0	24:58	2/7	29	2/6	33	0/1	0	0/2	0		3	3	5				4	3	4
14	ARSLANOGLU Murat	3.5	7:56	2/5	40	2/5	40			2/2	100	1	5	6	1				1		6
15	BOZ Bestami	1.5	10:56																2		0
Team / Coach																					
Totals				33/65	51	33/63	52	0/2	0	13/24	54	12	31	43	22	16	6	1	20	22	79
Coach		ONUT Mehmet																			
Assistant Coach		DEMIRBAS Celal																			

RSA - South Africa

No.	Name	Sport Class	MIN	Field Goals		2 Points		3 Points		Free Throws		Rebounds			AS	TO	ST	BS	PF	FD	PTS
				M / A	%	M / A	%	M / A	%	M / A	%	OR	DR	TOT							
4	RETIEF Marcus (C)	1.0	21:37																4	1	0
5	LOUW Kyle	1.5	34:05	1/2	50	1/2	50						2	2		1			4	3	2
6	OESCHGER Kobus	2.5																			
*7	GOVENDER Justin	1.0	18:23	0/2	0	0/2	0					1		1		1			5	1	0
8	van NIEKERK Samuel	2.5																			
*9	GUMBI Siphamandla	2.5	5:55	0/2	0	0/2	0					1		1		3					0
*10	PAPENFUS Marius	2.5	40:00	5/15	33	5/14	36	0/1	0	1/2	50	1	3	4	9	3	1		2	2	11
11	MOOKETSI Gift	2.5																			
*12	MBANDE Luvuyo	3.5	5:55	1/2	50	1/2	50								1	1				1	2
13	JELLOWS Stuart	4.5	26:27	5/11	45	5/11	45			2/2	100	2	6	8	2	4	2		4	4	12
14	VELLOEN Jacobus	4.5	7:38	0/2	0	0/2	0			1/2	50		3	3	1	1			1	2	1
*15	NORTJE Richard	4.5	40:00	10/24	42	9/19	47	1/5	20	5/10	50	1	8	9	5	3	1	2	3	5	26
Team / Coach																					
Totals				22/60	37	21/54	39	1/6	17	9/16	56	7	26	33	18	18	4	2	23	19	54
Coach		FICK Patrick																			
Assistant Coach		BELEN Pierre (FRA) MOEPENG Gaebogae																			

	TUR	RSA
Points from Turnovers	20	11
Points in the Paint	46	34
Second Chance Points	12	5
Fast Break Points	16	6

	TUR	RSA
Biggest Lead	27	3
Biggest Scoring Run	8-0 (8-0)	11-0 (18-21)
Lead Changes	2	
Times Tied	1	

LEGEND

%	Shooting Percentage	(C)	Captain	*	Starters	AS	Assists	BS	Blocked Shots
DR	Defensive Rebounds	FD	Fouls Drawn	M / A	Made / Attempts	MIN	Minutes Played	OR	Offensive Rebounds
PF	Fouls	PTS	Points	Qx	Quarter Time	ST	Steals	TO	Turnovers
TOT	Total Rebounds								



Results

Game 49

GER 73 vs 63 POL
(11:15, 18:22, 15:14, 29:12)

Attendance: 3896

Referee: URUNUELA Juan (ESP)

Commissioner: CHOINIÈRE Jean (CAN)

Umpire: HARGREAVES Darrell (USA) / HSIEH Fei (TPE)

Scoring by 5 min intervals:	GER	Q1	Q2	Q3	Q4
		6 11	19 29	37 44	60 73
	POL	2 15	25 37	43 51	58 63

GER - Germany

No.	Name	Sport Class	MIN	Field Goals		2 Points		3 Points		Free Throws		Rebounds			AS	TO	ST	BS	PF	FD	PTS
				M/A	%	M/A	%	M/A	%	M/A	%	OR	DR	TOT							
4	LOHMANN Bjoern	1.0	15:28	1/1	100	1/1	100						3	3	2	1			2		2
5	ISMAL Sercan	1.0	5:19									1	1								0
*6	HEIMBACH Matthias	1.0	20:29	1/2	50	1/2	50					2	2		1				3	1	2
7	GUNDERT Thomas	2.0	14:12							2/2	100	1	1		1		1		4	1	2
*8	BIENEK Andre	3.0	31:59	5/11	45	5/11	45			3/6	50	4	6	10	6	1			2	6	13
9	MAGENHEIM Sebastian	3.5	5:28	1/1	100	1/1	100					1	1								2
10	KRESS Andreas	3.5	4:03	0/1	0	0/1	0					1	1	2						1	0
11	PASSIWAN Dirk	4.5	20:47	2/16	13	2/14	14	0/2	0	2/2	100	2	4	6	6			1	1	1	6
*12	WOLK Sebastian	4.0	20:29	6/11	55	6/10	60	0/1	0	3/4	75	4	4	8	2		1	1	1	2	15
*13	HALLER Jan	2.0	24:32	6/10	60	6/9	67	0/1	0	5/6	83	1	1	2		1			3	3	17
14	BOEHME Thomas	3.0	18:01	3/7	43	3/6	50	0/1	0			1	1	4						1	6
*15	KOEHLER Dirk	4.0	19:13	3/6	50	3/6	50			2/2	100		6	6		1	2		2	1	8
Team / Coach												1	1	2		1					
Totals				28/66	42	28/61	46	0/5	0	17/22	77	15	30	45	20	7	3	3	18	17	73
Coach		ZELTINGER Nicolai																			
Assistant Coach		ENNS Bruce (CAN)																			

POL - Poland

No.	Name	Sport Class	MIN	Field Goals		2 Points		3 Points		Free Throws		Rebounds			AS	TO	ST	BS	PF	FD	PTS	
				M/A	%	M/A	%	M/A	%	M/A	%	OR	DR	TOT								
4	GORKOWICZ Slawomir	3.0	4:58																1		0	
*5	FILIPSKI Mateusz	4.0	40:00	11/23	48	8/16	50	3/7	43	2/3	67	2	3	5	7	3	1		4	5	27	
6	MACEK Andrzej	1.5	24:42	1/4	25	1/4	25					1	2	3		1					2	
7	WISNIK Robert	4.0																				
8	PIETRZYK Krzysztof	1.0																				
*9	WROBEL Marcin	1.0	18:04	0/2	0	0/2	0												2		0	
*10	BANDURA Krzysztof	4.0	6:25	1/2	50	1/2	50												1		2	
11	LUSZYNSKI Piotr	4.5	33:35	9/15	60	8/10	80	1/5	20	3/5	60	1	9	10	8	3			3	7	22	
*12	BALCEROWSKI Marcin (C)	1.0	37:14	1/8	13	1/8	13			1/2	50	1	5	6	2	1			2	3	3	
*13	MOSLER Dominik	4.0	6:25	0/1	0	0/1	0					2	2							1	0	
14	DARNIKOWSKI Piotr	1.0																				
15	CYRUL Jan	3.0	28:37	3/4	75	3/4	75			1/1	100		3	3		1			4	2	7	
Team / Coach												1		1		3						
Totals				26/59	44	22/47	47	4/12	33	7/11	64	6	24	30	17	12	1			17	18	63
Coach		LUSZYNSKI Piotr																				
Assistant Coach		LUSZYNSKI Stanislaw																				

	GER	POL
Points from Turnovers	8	6
Points in the Paint	30	30
Second Chance Points	14	4
Fast Break Points	13	11

	GER	POL
Biggest Lead	10	9
Biggest Scoring Run	8-0 (58-56)	6-0 (11-17)
Lead Changes	2	
Times Tied	5	

LEGEND

%	Shooting Percentage	(C)	Captain	*	Starters	AS	Assists	BS	Blocked Shots
DR	Defensive Rebounds	FD	Fouls Drawn	M/A	Made / Attempts	MIN	Minutes Played	OR	Offensive Rebounds
PF	Fouls	PTS	Points	Qx	Quarter Time	ST	Steals	TO	Turnovers
TOT	Total Rebounds								



Results

Game 50

USA 63 vs 55 ESP
(15:14, 19:10, 16:15, 13:16)

Attendance: 4708

Referee: KINDERVATER Max (GER)

Commissioner: VIVIERS Nico (RSA)

Umpire: GAUTHIER Sebastien (CAN) / MATHIAS Gustavo (BRA)

Scoring by 5 min intervals:	USA ESP	Q1		Q2		Q3		Q4	
		7	15	31	34	41	50	58	63
		9	14	16	24	30	39	49	55

USA - United States

No.	Name	Sport Class	MIN	Field Goals		2 Points		3 Points		Free Throws		Rebounds			AS	TO	ST	BS	PF	FD	PTS	
				M / A	%	M / A	%	M / A	%	M / A	%	OR	DR	TOT								
4	BARBER Eric	1.0	8:40	0/1	0	0/1	0												1		0	
5	CHAMBERS Joseph	4.0	1:07									1	1								0	
*6	LADE Jeremy	2.5	25:39	2/6	33	2/6	33			6/9	67	4	4	4	1	1			3	7	10	
7	TUREK Joshua	3.5	14:19	4/7	57	4/7	57			5/5	100	1	1							4	13	
*8	JENIFER Trevon	2.5	27:33	1/2	50	1/2	50			0/4	0	2	7	9	1	2		1	2	5	2	
*9	WALLER William (C)	3.0	29:28	3/6	50	3/6	50					2	2	1	1	1			3	1	6	
10	SCOTT Matt	3.5																				
*11	SERIO Steven	3.5	28:45	2/5	40	2/5	40			2/2	100	3	3	5	3		1	3	3		6	
*12	NELMS Jason	2.5	31:17	10/16	63	9/15	60	1/1	100					5	2	2			3	1	21	
13	LYNCH Ian	1.0	7:12									1	1	2					2	1	0	
14	SCHULTE Paul (C)	3.0	18:27	2/4	50	2/4	50					3	3	5	2	1	1		3	1	4	
15	HINZE Nate	4.5	7:33	0/1	0	0/1	0			1/2	50	1	5	6	2	1			1	1	1	
Team / Coach																						
Totals				24/48	50	23/47	49	1/1	100	14/22	64	5	29	34	21	15	6	3	21	24		63
Coach		GLATCHE Jim																				
Assistant Coach		COLWELL Tom JUETTE Melvin																				

ESP - Spain

No.	Name	Sport Class	MIN	Field Goals		2 Points		3 Points		Free Throws		Rebounds			AS	TO	ST	BS	PF	FD	PTS	
				M / A	%	M / A	%	M / A	%	M / A	%	OR	DR	TOT								
4	MENA PEREZ Roberto	4.0																				
*5	de PAZ PAZO Diego (C)	4.0	20:26	4/11	36	3/6	50	1/5	20	2/2	100		3	3	5	3	2		4	1	11	
6	COSTAS de MIRANDA Bernabe	2.5																				
*7	RODRIGUEZ MARTIN Daniel	1.0	22:26	0/2	0	0/2	0					1	1						2		0	
8	SANCHEZ LARA Francisco	1.0																				
*9	ZARZUELA BELTRAN Alejandro	3.0	40:00	4/7	57	4/7	57			0/2	0	5	5	3	2	1		3	6	8		
*10	GARCIA MORENO Ismael	4.0	28:15	3/7	43	3/6	50	0/1	0	1/2	50	2	3	5	2	3			5	4	7	
11	GARCIA PEREIRO Asier	4.0	13:51	0/6	0	0/5	0	0/1	0	1/2	50	1	2	3	2	2	1		2	2	1	
12	ROMERO MARTIN Jesus	3.0	17:28	2/7	29	2/7	29					5	2	7	2				2	1	4	
*13	MUINO GAMEZ Rafael	2.0	25:01	5/10	50	3/7	43	2/3	67	3/4	75	1	2	3	2	2			1	3	15	
14	MOURIZ DOPICO David	2.5	14:59	3/7	43	2/5	40	1/2	50	0/4	0				4				2	4	7	
15	LLAMBI RIERA Jaume	1.5	17:34	1/3	33	1/3	33					2	2	4		2			3		2	
Team / Coach																						
Totals				22/60	37	18/48	38	4/12	33	7/16	44	14	21	35	20	16	4			24	21	55
Coach		TRIGO DIEZ Oscar																				
Assistant Coach		CARRION RUIZ Abraham PEREZ TEJERO Javier																				

	USA	ESP
Points from Turnovers	15	12
Points in the Paint	36	26
Second Chance Points		14
Fast Break Points	11	4

	USA	ESP
Biggest Lead	15	4
Biggest Scoring Run	16-0 (31-16)	8-0 (41-34)
Lead Changes		4
Times Tied		2

LEGEND

%	Shooting Percentage	(C)	Captain	*	Starters	AS	Assists	BS	Blocked Shots
DR	Defensive Rebounds	FD	Fouls Drawn	M / A	Made / Attempts	MIN	Minutes Played	OR	Offensive Rebounds
PF	Fouls	PTS	Points	Qx	Quarter Time	ST	Steals	TO	Turnovers
TOT	Total Rebounds								



Results

Game 56

RSA 36 vs 83 COL
(11:18, 7:19, 4:22, 14:24)

Attendance: 1518

Referee: HAINES Philip (AUS)

Commissioner: FODEN Emma (GBR)

Umpire: REHLING Carsten (GER) / KANNO Eisuke (JPN)

Scoring by 5 min intervals:	RSA	Q1	Q2	Q3	Q4	COL
		4 11	13 18	20 22	30 36	
		10 18	26 37	53 59	67 83	

RSA - South Africa

No.	Name	Sport Class	MIN	Field Goals		2 Points		3 Points		Free Throws		Rebounds			AS	TO	ST	BS	PF	FD	PTS	
				M/A	%	M/A	%	M/A	%	M/A	%	OR	DR	TOT								
4	RETIEF Marcus (C)	1.0	19:15	0/1	0			0/1	0						2	1					0	
*5	LOUW Kyle	1.5	24:33									1	1		1				3		0	
6	OESCHGER Kobus	2.5	11:48	0/1	0	0/1	0							1	1				1		0	
*7	GOVENDER Justin	1.0	14:57	1/3	33	1/3	33			1/1	100								1	1	3	
8	van NIEKERK Samuel	2.5	10:27	0/2	0	0/2	0					1	1	2	2				3	2	0	
9	GUMBI Siphamandla	2.5	9:44	0/1	0	0/1	0									3					0	
*10	PAPENFUS Marius	2.5	28:07	1/5	20	1/5	20					1	5	6	3	2				1	1	2
11	MOOKETSI Gift	2.5	6:57	0/1	0	0/1	0												1		0	
12	MBANDE Luvuyo	3.5	15:13	3/6	50	3/6	50					2	2						3		6	
*13	JELLOWS Stuart	4.5	15:59	2/8	25	2/8	25			1/5	20	4	2	6	1	1				4	5	
14	VELLOEN Jacobus	4.5	10:00	3/5	60	3/5	60					2	2	2		1			2		6	
*15	NORTJE Richard	4.5	33:00	6/17	35	6/12	50	0/5	0	2/3	67	2	5	7	4	5	1		3	4	14	
Team / Coach													1	1	3				1			
Totals				16/50	32	16/44	36	0/6	0	4/9	44	7	19	26	13	20	1		19	12	36	
Coach		FICK Patrick																				
Assistant Coach		BELEN Pierre (FRA)										MOEPENG Gaebogae										

COL - Colombia

No.	Name	Sport Class	MIN	Field Goals		2 Points		3 Points		Free Throws		Rebounds			AS	TO	ST	BS	PF	FD	PTS
				M/A	%	M/A	%	M/A	%	M/A	%	OR	DR	TOT							
*4	CAPACHO Diego	3.0	15:11	3/6	50	3/6	50					2	2	2	2					1	6
*5	ALZATE Guillermo	1.5	31:38	1/5	20	1/5	20					3	3	1	1				2		2
6	RIOS ROA Wilman	3.5	4:27	1/3	33	1/3	33			2/2	100	3	1	4	1				1		4
*7	SANZ LONDONO Nelson (C)	4.5	33:39	15/21	71	15/21	71			0/2	0	3	5	8	6	2	2		3	4	30
9	GARCIA German	1.0	10:07	1/1	100	1/1	100					1	1	1	1		1		1		2
10	LEEP IPEMA Jose	3.0	16:27	2/4	50	2/3	67	0/1	0	1/4	25	2	1	3	3	1				5	5
11	HERNANDEZ Jhon	3.5	8:22	4/7	57	4/6	67	0/1	0			1	1	1	1				1		8
*12	CHAPARRO Miguel	1.0	38:15	0/4	0	0/4	0			2/2	100	1	2	3	4	4	5		4	2	2
14	DIAZ TORRES Daniel	4.5	6:21	2/4	50	2/4	50			1/2	50			2					1	1	5
*15	HAWKINS Rodney	4.0	35:33	8/13	62	8/13	62			3/9	33	4	12	16	4	1	4	1	1	4	19
Team / Coach												1	4	5							
Totals				37/68	54	37/66	56	0/2	0	9/21	43	17	29	46	25	9	12	1	13	18	83
Coach		TAPIAS PATRON Jose																			
Assistant Coach		VELASQUEZ GOMEZ Fredy																			

	RSA	COL
Points from Turnovers	6	29
Points in the Paint	28	56
Second Chance Points	6	13
Fast Break Points	6	26

	RSA	COL
Biggest Lead	0	47
Biggest Scoring Run	5-0 (11-18)	20-0 (20-57)
Lead Changes	0	
Times Tied	0	

LEGEND

%	Shooting Percentage	(C)	Captain	*	Starters	AS	Assists	BS	Blocked Shots
DR	Defensive Rebounds	FD	Fouls Drawn	M/A	Made / Attempts	MIN	Minutes Played	OR	Offensive Rebounds
PF	Fouls	PTS	Points	Qx	Quarter Time	ST	Steals	TO	Turnovers
TOT	Total Rebounds								



Results

Game 57

ITA 60 vs 64 JPN
(13:20, 18:18, 14:15, 15:11)

Attendance: 3145

Referee: QUINTANA Mati (ARG)

Commissioner: REHLING Detlef (GER)

Umpire: RETIZ Mauro (MEX) / PURSGLOVE Ian (GBR)

Scoring by 5 min intervals:	ITA JPN	Q1		Q2		Q3		Q4	
		6	13	19	31	39	45	53	60
		8	20	28	38	44	53	57	64

ITA - Italy

No.	Name	Sport Class	MIN	Field Goals		2 Points		3 Points		Free Throws		Rebounds			AS	TO	ST	BS	PF	FD	PTS
				M / A	%	M / A	%	M / A	%	M / A	%	OR	DR	TOT							
4	RAIMONDI Fabio	2.0	19:16	0/7	0	0/4	0	0/3	0				2	2	5	1	1		1		0
*5	GENINAZZI Jacopo	4.0	8:56	0/1	0	0/1	0						1	1	1						0
*6	MOUKHARIQ Amine	3.0	20:44	2/5	40	1/3	33	1/2	50			1	3	4	4	3			2	3	5
7	DAMIANO Nicola	1.0	11:48	0/1	0	0/1	0								1				1		0
8	MARCHIONNI Galliano	4.5	2:52	1/1	100	1/1	100						1	1	1				1		2
9	di BENNARDO Vincenzo	3.0																			
*10	AIROLDI Damiano	1.0	26:19	2/3	67	2/3	67						1	1	3	2				1	4
11	PELLEGRINI Alberto	4.5	29:03	5/7	71	5/7	71					1	4	5	3				2	1	10
*12	CAVAGNINI Matteo (C)	4.5	39:09	15/28	54	15/28	54			1/5	20		6	6	4		1	1	3	7	31
13	BERNARDIS Fabio	2.5																			
14	RAOURAHI Ahmed	1.5	21:36	3/5	60	3/5	60			0/2	0		1	1	4				2	1	6
*15	SANNA ALI Mohamed	1.5	20:17	1/6	17	1/6	17						1	1	1		1				2
Team / Coach													3	3		1					
Totals				29/64	45	28/59	47	1/5	20	1/7	14	3	22	25	27	7	3	1	12	13	60
Coach		FISHER JR Clifford William (USA)																			
Assistant Coach		CAPPELLETTI Dionigi																			

JPN - Japan

No.	Name	Sport Class	MIN	Field Goals		2 Points		3 Points		Free Throws		Rebounds			AS	TO	ST	BS	PF	FD	PTS
				M / A	%	M / A	%	M / A	%	M / A	%	OR	DR	TOT							
*4	FUJII Shingo (C)	1.5	32:52	5/6	83	5/6	83			1/4	25	4	2	6	3	1			1	3	11
*5	MASUBUCHI Tomomi	3.0	30:19	7/9	78	7/9	78						3	3	4	4			3	1	14
*6	TOKAIRIN Kazuyuki	1.0	23:39	0/1	0	0/1	0					1	1	2					3		0
7	KOZAI Hiroaki	3.5	20:59	5/13	38	5/11	45	0/2	0			1	6	7	1	1		1	1	1	10
8	SATO Satoshi	1.0	9:28												1						0
9	SUZUKI Akimasa	3.5																			
10	KYOYA Kazuyuki	1.0	2:43									1	1								0
11	TOYOSHIMA Akira	2.0	11:18	1/1	100	1/1	100								1					1	2
12	SHIROMARU Fumiaki	3.5	6:29	2/3	67	2/3	67								1						4
*13	MIYAJIMA Tetsuya	4.0	24:03	4/9	44	4/9	44			2/2	100	2	5	7	1	5		1	2	2	10
14	NAKAZAWA Masato	4.0	5:32	0/1	0	0/1	0						2	2							0
*15	FUJIMOTO Reo	4.5	32:38	3/14	21	3/14	21			7/8	88	1	9	10	5	3	4		5	4	13
Team / Coach												1	5	6		1					
Totals				27/57	47	27/55	49	0/2	0	10/14	71	10	34	44	17	15	4	2	15	12	64
Coach		IWASA Yoshiaki																			
Assistant Coach		OIKAWA Shimpei																			

	ITA	JPN
Points from Turnovers	14	2
Points in the Paint	36	32
Second Chance Points	6	10
Fast Break Points	10	11

	ITA	JPN
Biggest Lead	4	13
Biggest Scoring Run	6-0 (37-40)	10-0 (6-12)
Lead Changes		1
Times Tied		1

LEGEND

%	Shooting Percentage	(C)	Captain	*	Starters	AS	Assists	BS	Blocked Shots
DR	Defensive Rebounds	FD	Fouls Drawn	M / A	Made / Attempts	MIN	Minutes Played	OR	Offensive Rebounds
PF	Fouls	PTS	Points	Qx	Quarter Time	ST	Steals	TO	Turnovers
TOT	Total Rebounds								



Results

Game 59

GER 46 vs 57 USA
(11:14, 17:11, 9:12, 9:20)

Attendance: 4397

Referee: GREGORY Christopher (GBR)

Commissioner: MAGALLANES Juan (MEX)

Umpire: ROJA Cristian (ITA) / GAUTHIER Sebastien (CAN)

Scoring by 5 min intervals:	GER	Q1	Q2	Q3	Q4	USA
		6 11	17 28	36 37	37 46	
		6 14	16 25	29 37	48 57	

GER - Germany

No.	Name	Sport Class	MIN	Field Goals		2 Points		3 Points		Free Throws		Rebounds			AS	TO	ST	BS	PF	FD	PTS		
				M / A	%	M / A	%	M / A	%	M / A	%	OR	DR	TOT									
4	LOHMANN Bjoern	1.0	5:00																	1	0		
5	ISMAIL Sercan	1.0	1:29	0/1	0	0/1	0														0		
*6	HEIMBACH Matthias	1.0	28:30	1/1	100	1/1	100					1	2	3	1	3				2	1	2	
7	GUNDERT Thomas	2.0	10:00	1/1	100	1/1	100						1	1		2				1	2	2	
*8	BIENEK Andre	3.0	33:39	7/16	44	5/12	42	2/4	50	2/3	67	2	11	13	3	4				5	4	18	
9	MAGENHEIM Sebastian	3.5	18:54	2/6	33	2/6	33					1	1	2		1				2	4	4	
10	KRESS Andreas	3.5																					
11	PASSIWAN Dirk	4.5	23:53	4/16	25	2/8	25	2/8	25	2/3	67		5	5	3	1				1	2	12	
*12	WOLK Sebastian	4.0	16:20	1/4	25	1/4	25						1	1						3	2	2	
*13	HALLER Jan	2.0	35:01	1/10	10	1/10	10					2	3	5	3		1			4	2	2	
14	BOEHME Thomas	3.0	16:21	2/9	22	2/7	29	0/2	0			1	5	6		1					4	4	
*15	KOEHLER Dirk	4.0	10:53									1	2	3							1	0	
Team / Coach																							
Totals				19/64	30	15/50	30	4/14	29	4/6	67	8	31	39	10	13	1				18	9	46
Coach		ZELTINGER Nicolai																					
Assistant Coach		ENNS Bruce (CAN)																					

USA - United States

No.	Name	Sport Class	MIN	Field Goals		2 Points		3 Points		Free Throws		Rebounds			AS	TO	ST	BS	PF	FD	PTS		
				M / A	%	M / A	%	M / A	%	M / A	%	OR	DR	TOT									
4	BARBER Eric	1.0	4:49																		0	0	
5	CHAMBERS Joseph	4.0	9:25	1/4	25	1/4	25			2/4	50	1	1	2	1			1			3	4	
*6	LADE Jeremy	2.5	30:00	2/5	40	2/5	40					2	5	7	5	1	1			1	1	4	
7	TUREK Joshua	3.5	20:35	4/11	36	4/11	36			2/3	67	2	6	8		3				3	3	10	
*8	JENIFER Trevon	2.5	27:42	1/4	25	1/4	25						5	5				1		3	4	2	
*9	WALLER William (C)	3.0	14:49	2/5	40	2/5	40						3	3	1	1					4	4	
10	SCOTT Matt	3.5	10:00	1/2	50	1/2	50						2	2		1	1				2	2	
*11	SERIO Steven	3.5	20:13	5/8	63	5/8	63						4	4	1	1					10	10	
*12	NELMS Jason	2.5	32:40	4/14	29	4/13	31	0/1	0	1/1	100		6	6	4	2	1			2	1	9	
13	LYNCH Ian	1.0	10:00	1/1	100	1/1	100														2	2	
14	SCHULTE Paul (C)	3.0	19:47	3/5	60	3/5	60			4/6	67	2	3	5	6		1				5	10	
15	HINZE Nate	4.5																					
Team / Coach																							
Totals				24/59	41	24/58	41	0/1	0	9/14	64	7	38	45	18	10	4	2			9	17	57
Coach		GLATCHE Jim																					
Assistant Coach		COLWELL Tom																					
		JUETTE Melvin																					

	GER	USA
Points from Turnovers	7	8
Points in the Paint	18	30
Second Chance Points	5	7
Fast Break Points	4	2

	GER	USA
Biggest Lead	8	14
Biggest Scoring Run	7-0 (15-14)	15-0 (37-48)
Lead Changes	10	
Times Tied	4	

LEGEND

%	Shooting Percentage	(C)	Captain	*	Starters	AS	Assists	BS	Blocked Shots
DR	Defensive Rebounds	FD	Fouls Drawn	M / A	Made / Attempts	MIN	Minutes Played	OR	Offensive Rebounds
PF	Fouls	PTS	Points	Qx	Quarter Time	ST	Steals	TO	Turnovers
TOT	Total Rebounds								



Results

Game 60

TUR 70 vs 75 GBR
(14:16, 16:16, 15:22, 25:21)

Attendance: 5059

Referee: URUNUELA Juan (ESP)

Commissioner: REHLING Detlef (GER)

Umpire: HARGREAVES Darrell (USA) / FRONCZAK Adam (POL)

Scoring by 5 min intervals:	TUR	Q1		Q2		Q3		Q4	
		6	14	22	30	41	45	54	70
	GBR	8	16	24	32	41	54	65	75

TUR - Turkey

No.	Name	Sport Class	MIN	Field Goals		2 Points		3 Points		Free Throws		Rebounds			AS	TO	ST	BS	PF	FD	PTS
				M/A	%	M/A	%	M/A	%	M/A	%	OR	DR	TOT							
4	ERCAN Aytac (C)	4.0	16:56	2/6	33	2/6	33					4	6	10	2				3		4
*5	GURBULAK Ozgur (C)	4.0	37:29	13/29	45	11/22	50	2/7	29			1	8	9	9	2	1		3	6	28
6	GUNDOGU Fikri	1.0	15:21																		0
7	TURAN Ali Asker	3.5	4:09	1/1	100	1/1	100					1		1					1		2
*8	AR Ismail	1.0	24:39	1/1	100	1/1	100					3		3	1	1			2	1	2
*9	ACAR Deniz	2.5	13:37	0/2	0	0/1	0	0/1	0	1/2	50	1	2	3		1				1	1
*10	GEZINCI Cem	4.5	18:55	4/8	50	4/8	50			2/4	50	1	4	5					1	2	10
*11	DALAY Kaan	2.0	28:55	2/7	29	2/7	29					2	1	3	2	3			3		4
12	YILMAZ Bulent	3.5	2:31	0/1	0	0/1	0									1					0
13	GUMUS Ferit	3.0	30:32	8/15	53	7/13	54	1/2	50	2/2	100	1	3	4	4				2	1	19
14	ARSLANOGLU Murat	3.5																			
15	BOZ Bestami	1.5	6:56																		0
Team / Coach													2	2							
Totals				31/70	44	28/60	47	3/10	30	5/8	63	14	26	40	19	7	1		15	11	70
Coach		ONUT Mehmet																			
Assistant Coach		DEMIRBAS Celal																			

GBR - Great Britain

No.	Name	Sport Class	MIN	Field Goals		2 Points		3 Points		Free Throws		Rebounds			AS	TO	ST	BS	PF	FD	PTS
				M/A	%	M/A	%	M/A	%	M/A	%	OR	DR	TOT							
4	CHOUDHRY Gaz	4.0																			0
5	HIGHCOCK Dan	4.5	3:17	0/2	0	0/1	0	0/1	0												0
6	SEALY Matt	2.0																			
*7	BYWATER Terry	4.5	36:43	9/22	41	8/18	44	1/4	25	4/4	100	2	11	13	5				1	7	23
8	MUNN Simon	4.0	5:58	1/3	33	1/3	33						2	2						1	2
9	POLLOCK Joni	2.5	26:08	6/10	60	3/4	75	3/6	50				3	3	9	2			1		15
*10	JAMA Abdi (C)	1.0	28:05	6/9	67	6/9	67			1/2	50		1	1	1				3	2	13
11	BYRNE Matt (C)	1.5	11:55										1	1							0
*12	SAGAR Ian	3.0	34:02	8/12	67	8/12	67			2/4	50	1	6	7					3	3	18
13	FINBOW Peter	2.0	5:58	0/1	0	0/1	0						1	1	3						0
*14	HALL Jon	3.0	8:00	0/3	0	0/3	0								1						0
*15	OROGBEMI Ade	2.5	39:54	2/3	67	2/3	67						1	1	2	5			3	2	4
Team / Coach												1	2	3		2					
Totals				32/65	49	28/54	52	4/11	36	7/10	70	6	27	33	24	4			11	15	75
Coach		TRESIEDER Murray (AUS)																			
Assistant Coach		BHANIA Haj										THOMAS Sinclair									

	TUR	GBR
Points from Turnovers	4	10
Points in the Paint	52	26
Second Chance Points	14	4
Fast Break Points	6	7

	TUR	GBR
Biggest Lead	3	11
Biggest Scoring Run	8-0 (70-71)	8-0 (45-54)
Lead Changes	7	
Times Tied	11	

LEGEND

%	Shooting Percentage	(C)	Captain	*	Starters	AS	Assists	BS	Blocked Shots
DR	Defensive Rebounds	FD	Fouls Drawn	M/A	Made / Attempts	MIN	Minutes Played	OR	Offensive Rebounds
PF	Fouls	PTS	Points	Qx	Quarter Time	ST	Steals	TO	Turnovers
TOT	Total Rebounds								



Results

Game 61

CAN 77 vs 51 ESP
(25:12, 18:13, 14:16, 20:10)

Attendance: 5042

Referee: WELLS Matt (AUS)

Commissioner: FODEN Emma (GBR)

Umpire: WARMERDAM Saskia (NED) / KINDERVATER Max (GER)

Scoring by 5 min intervals:	CAN ESP	Q1		Q2		Q3		Q4	
		17	25	29	43	53	57	68	77
		4	12	20	25	33	41	47	51

CAN - Canada

No.	Name	Sport Class	MIN	Field Goals		2 Points		3 Points		Free Throws		Rebounds			AS	TO	ST	BS	PF	FD	PTS	
				M / A	%	M / A	%	M / A	%	M / A	%	OR	DR	TOT								
4	DUREPOS Dave	3.5	12:14	2/5	40	1/3	33	1/2	50	2/2	100	1	1	2	6	1				2	7	
5	ROUILLARD Yvon	3.0	8:42	2/3	67	2/3	67					1	2	3	1	1			1		4	
*6	HEDGES Bo (C)	2.5	26:43	6/12	50	6/12	50			2/2	100	1		1	1	1	1		1	4	14	
7	PETER Richard	2.5	16:49	1/2	50	1/2	50			2/2	100	1	1	2	1	1	1			2	4	
*8	JOHNSON Joey	4.5	24:54	6/7	86	6/7	86			3/5	60	3	2	5	4		3		2	3	15	
9	LANCIA Adam	4.0	8:42	0/2	0	0/2	0								2		1		1	1	0	
*10	DINI Abdi	1.0	30:05	2/4	50	2/4	50			0/2	0	1	2	3	4				3	2	4	
11	JASSMAN Chad	1.5	16:02	2/6	33	2/6	33									1			3		4	
*12	ANDERSON Patrick	4.5	23:14	8/15	53	8/14	57	0/1	0	0/2	0	4	10	14	6	3	3			4	16	
13	WAGNER Brandon	1.0	9:55																		0	
*14	MILLER Tyler	1.5	11:44	1/2	50	1/2	50					1		1							2	
15	ENG David (C)	4.5	10:56	3/6	50	3/6	50			1/2	50	1	1	2	1				2	2	7	
Team / Coach																						
Totals				33/64	52	32/61	52	1/3	33	10/17	59	15	21	36	24	9	10			15	19	77
Coach		TONELLO Jerry																				
Assistant Coach		BOWES Paul la SERRA Christian																				

ESP - Spain

No.	Name	Sport Class	MIN	Field Goals		2 Points		3 Points		Free Throws		Rebounds			AS	TO	ST	BS	PF	FD	PTS	
				M / A	%	M / A	%	M / A	%	M / A	%	OR	DR	TOT								
4	MENA PEREZ Roberto	4.0	16:11	4/7	57	4/7	57						2	2	2	1			1		8	
5	de PAZ PAZO Diego (C)	4.0	9:03	1/3	33	1/3	33					1	2	3	2	3	1		3		2	
6	COSTAS de MIRANDA Bernabe	2.5																				
*7	RODRIGUEZ MARTIN Daniel	1.0	28:52	0/3	0	0/3	0			2/2	100	1	1	2		2			3	3	2	
8	SANCHEZ LARA Francisco	1.0	3:11																1		0	
*9	ZARZUELA BELTRAN Alejandro	3.0	40:00	6/11	55	6/10	60	0/1	0	0/2	0	1	5	6	2	1			1	3	12	
*10	GARCIA MORENO Ismael	4.0	35:00	6/14	43	6/11	55	0/3	0	4/6	67	1	1	2	5	4	4		4	4	16	
*11	GARCIA PEREIRO Asier	4.0	11:49	0/2	0	0/2	0			0/2	0		3	3	2	1			1	1	0	
12	ROMERO MARTIN Jesus	3.0	7:57									1	1	2	1	1			1		0	
*13	MUINO GAMEZ Rafael	2.0	32:03	4/6	67	4/6	67			1/4	25		4	4	3	4		1	1	4	9	
14	MOURIZ DOPICO David	2.5	7:57	0/1	0	0/1	0					1		1	2	1			2		0	
15	LLAMBI RIERA Jaume	1.5	7:57	1/2	50	1/2	50												1		2	
Team / Coach																						
Totals				22/49	45	22/45	49	0/4	0	7/16	44	7	20	27	19	18	5	1		19	15	51
Coach		TRIGO DIEZ Oscar																				
Assistant Coach		CARRION RUIZ Abraham PEREZ TEJERO Javier																				

	CAN	ESP
Points from Turnovers	22	2
Points in the Paint	54	36
Second Chance Points	17	4
Fast Break Points	4	3

	CAN	ESP
Biggest Lead	26	0
Biggest Scoring Run	8-0 (8-0)	10-0 (57-43)
Lead Changes		0
Times Tied		0

LEGEND

%	Shooting Percentage	(C)	Captain	*	Starters	AS	Assists	BS	Blocked Shots
DR	Defensive Rebounds	FD	Fouls Drawn	M / A	Made / Attempts	MIN	Minutes Played	OR	Offensive Rebounds
PF	Fouls	PTS	Points	Qx	Quarter Time	ST	Steals	TO	Turnovers
TOT	Total Rebounds								



Results

Game 58

AUS 76 vs 53 POL
(26:11, 13:17, 21:18, 16:7)

Attendance: 5323

Referee: GIORDANO Sergio (CAN)

Commissioner: MAGALLANES Juan (MEX)

Umpire: FARRUGIA Valerie (FRA) / BILMEZ Nureddin (TUR)

Scoring by 5 min intervals:	AUS	Q1	Q2	Q3	Q4	POL
		14	26	33	39	52
		4	11	21	28	32
				60	60	68
				46	46	49
						76
						53

AUS - Australia

No.	Name	Sport Class	MIN	Field Goals		2 Points		3 Points		Free Throws		Rebounds			AS	TO	ST	BS	PF	FD	PTS
				M/A	%	M/A	%	M/A	%	M/A	%	OR	DR	TOT							
*4	EVESON Justin	4.5	23:37	3/9	33	0/4	0	3/5	60	4/4	100	2	2	4	6	1		1	1	4	13
5	LATHAM Bill	4.0	10:45	2/5	40	2/5	40			1/2	50	2	1	3					3	1	5
6	STIBNERS Brett	4.0	13:05	2/4	50	2/4	50						3	3	2				2		4
*7	NORRIS Shaun	3.0	16:59	5/8	63	5/7	71	0/1	0	1/1	100	1	4	5	2	1			3	2	11
*8	HARTNETT Michael	1.0	22:39	1/1	100	1/1	100								2	1			1		2
9	KNOWLES Tristan	4.0	20:09	4/9	44	4/8	50	0/1	0	5/6	83		2	2	4	2				6	13
*10	BLAIR Jannik	1.0	17:55										1	1							0
11	SIMMONS Tige	1.0	15:03										1	1	1		1				0
12	MIZENS Grant	2.0	11:56										1	1						1	0
13	ALCOTT Dylan	1.0	12:27										1	1					1		0
14	TAYLOR Nick	2.0	12:16	1/4	25	1/2	50	0/2	0				2	2	3				1	1	2
*15	NESS Brad (C)	4.5	23:09	11/15	73	11/15	73			4/5	80		5	5	4				1	3	26
Team / Coach																					
Totals				29/55	53	26/46	57	3/9	33	15/18	83	6	26	32	24	6	1	1	13	18	76
Coach		ETTRIDGE Ben																			
Assistant Coach		FERIANI Matteo (ITA) KYLE Tom																			

POL - Poland

No.	Name	Sport Class	MIN	Field Goals		2 Points		3 Points		Free Throws		Rebounds			AS	TO	ST	BS	PF	FD	PTS
				M/A	%	M/A	%	M/A	%	M/A	%	OR	DR	TOT							
4	GORZKOWICZ Slawomir	3.0	7:20										1	1					1	1	0
*5	FILIPSKI Mateusz	4.0	40:00	12/24	50	11/21	52	1/3	33	1/2	50	3	7	10	8	3	1	1	2	5	26
*6	MACEK Andrzej	1.5	10:41	0/1	0	0/1	0									1			1		0
7	WISNIK Robert	4.0																			
8	PIETRZYK Krzysztof	1.0	7:24	1/2	50	1/2	50														2
9	WROBEL Marcin	1.0	28:17	2/4	50	2/4	50					1		1					3	1	4
10	BANDURA Krzysztof	4.0	12:20	0/2	0	0/2	0								2	2			2	1	0
*11	LUSZYNSKI Piotr	4.5	27:40	5/13	38	5/10	50	0/3	0			2	2	6	1				2	10	
*12	BALCEROWSKI Marcin (C)	1.0	33:38	2/5	40	2/5	40					1	2	3	1				3	4	
13	MOSLER Dominik	4.0	12:20	2/5	40	2/5	40			1/2	50	1	2	3		2			3	5	
14	DARNIKOWSKI Piotr	1.0																			
*15	CYRUL Jan	3.0	20:20	1/3	33	1/2	50	0/1	0				2	2	1	1			3		2
Team / Coach																					
Totals				25/59	42	24/52	46	1/7	14	2/4	50	8	22	30	18	12	1	1	18	13	53
Coach		LUSZYNSKI Piotr																			
Assistant Coach		LUSZYNSKI Stanislaw																			

	AUS	POL
Points from Turnovers	18	4
Points in the Paint	34	38
Second Chance Points	7	4
Fast Break Points	10	10

	AUS	POL
Biggest Lead	25	0
Biggest Scoring Run	8-0 (8-0)	6-0 (55-40)
Lead Changes		0
Times Tied		0

LEGEND

%	Shooting Percentage	(C)	Captain	*	Starters	AS	Assists	BS	Blocked Shots
DR	Defensive Rebounds	FD	Fouls Drawn	M/A	Made / Attempts	MIN	Minutes Played	OR	Offensive Rebounds
PF	Fouls	PTS	Points	Qx	Quarter Time	ST	Steals	TO	Turnovers
TOT	Total Rebounds								



Results

REVISED
6 SEP 20:42

Game 66

AUS 72 vs 63 USA
(18:8, 17:23, 17:14, 20:18)

Attendance: 4830

Referee: SALGUERO Cris (ARG)

Commissioner: FODEN Emma (GBR)

Umpire: REHLING Carsten (GER) / MARQUES Rui (BRA)

Scoring by 5 min intervals:	AUS USA	Q1		Q2		Q3		Q4	
		10	18	31	35	44	52	58	72
		4	8	18	31	33	45	50	63

AUS - Australia

No.	Name	Sport Class	MIN	Field Goals		2 Points		3 Points		Free Throws		Rebounds			AS	TO	ST	BS	PF	FD	PTS
				M / A	%	M / A	%	M / A	%	M / A	%	OR	DR	TOT							
*4	EVESON Justin	4.5	30:53	5/9	56	5/9	56			11/14	79	1	9	10	7	1			2	10	21
5	LATHAM Bill	4.0	4:30									1		1		1			1		0
6	STIBNERS Brett	4.0	4:30										1	1							0
*7	NORRIS Shaun	3.0	35:30	6/13	46	6/13	46			3/6	50	2	4	6	8				1	6	15
*8	HARTNETT Michael	1.0	34:29	1/3	33	1/3	33					1		1	1	3			4		2
9	KNOWLES Tristan	4.0	15:08	5/10	50	3/7	43	2/3	67				2	2	2	1			1	1	12
*10	BLAIR Jannik	1.0	35:59	3/4	75	3/4	75						1	1		2			2	1	6
11	SIMMONS Tige	1.0	7:20	0/1	0	0/1	0														0
12	MIZENS Grant	2.0																			
13	ALCOTT Dylan	1.0	2:12																		0
14	TAYLOR Nick	2.0																			
*15	NESS Brad (C)	4.5	29:29	8/13	62	8/13	62					2	5	7	5	3			3	1	16
Team / Coach																					
Totals			28/53	53	26/50	52	2/3	67	14/20	70	8	22	30	23	10	2			14	19	72
Coach		ETTRIDGE Ben																			
Assistant Coach		KYLE Tom										FERIANI Matteo (ITA)									

USA - United States

No.	Name	Sport Class	MIN	Field Goals		2 Points		3 Points		Free Throws		Rebounds			AS	TO	ST	BS	PF	FD	PTS
				M / A	%	M / A	%	M / A	%	M / A	%	OR	DR	TOT							
4	BARBER Eric	1.0	10:22	0/1	0	0/1	0												4	3	0
5	CHAMBERS Joseph	4.0	14:57	5/7	71	5/7	71			2/3	67		3	3	1	2	1		4	3	12
*6	LADE Jeremy	2.5	25:03	2/7	29	2/7	29						4	4	4				3	1	4
7	TUREK Joshua	3.5	7:48	2/2	100	1/1	100	1/1	100				2	2							5
*8	JENIFER Trevon	2.5	14:41										1	1		1			2	1	0
*9	WALLER William (C)	3.0	32:03	5/7	71	5/7	71					1	3	4		2			4	3	10
10	SCOTT Matt	3.5																			
*11	SERIO Steven	3.5	21:50	5/6	83	5/6	83					1	1	2	5	1	1		1		10
*12	NELMS Jason	2.5	29:38	3/10	30	3/8	38	0/2	0	1/2	50	1	1	2	3	4				5	7
13	LYNCH Ian	1.0	14:57	0/2	0	0/2	0						2	2	2					3	0
14	SCHULTE Paul (C)	3.0	18:19	4/8	50	4/8	50						1	1	5	1	1		2		8
15	HINZE Nate	4.5	10:22	3/6	50	3/6	50			1/1	100	2	1	3	1				1	1	7
Team / Coach																					
Totals			29/56	52	28/53	53	1/3	33	4/6	67	6	20	26	21	12	3			20	14	63
Coach		GLATCH Jim																			
Assistant Coach		COLWELL Tom										JUETTE Melvin									

	AUS	USA
Points from Turnovers	16	15
Points in the Paint	34	34
Second Chance Points	12	6
Fast Break Points	2	2

	AUS	USA
Biggest Lead	15	2
Biggest Scoring Run	10-0 (12-4)	7-0 (31-25)
Lead Changes	1	
Times Tied	2	

LEGEND

%	Shooting Percentage	(C)	Captain	*	Starters	AS	Assists	BS	Blocked Shots
DR	Defensive Rebounds	FD	Fouls Drawn	M / A	Made / Attempts	MIN	Minutes Played	OR	Offensive Rebounds
PF	Fouls	PTS	Points	Qx	Quarter Time	ST	Steals	TO	Turnovers
TOT	Total Rebounds								

The order of assistant coaches of Australia have been switched



Results

Game 67

GBR 52 vs 69 CAN
(16:21, 11:12, 10:24, 15:12)

Attendance: 5300

Referee: QUINTANA Mati (ARG)

Commissioner: REHLING Detlef (GER)

Umpire: WARMERDAM Saskia (NED) / KINDERVATER Max (GER)

Scoring by 5 min intervals:	GBR	Q1		Q2		Q3		Q4	
		CAN	10	16	22	27	33	37	46
		8	21	27	33	41	57	59	69

GBR - Great Britain

No.	Name	Sport Class	MIN	Field Goals		2 Points		3 Points		Free Throws		Rebounds			AS	TO	ST	BS	PF	FD	PTS
				M/A	%	M/A	%	M/A	%	M/A	%	OR	DR	TOT							
4	CHOUDHRY Gaz	4.0	7:46	2/4	50	2/4	50					1	3	4	1				1		4
5	HIGHCOCK Dan	4.5	5:43	1/3	33	1/3	33			0/2	0					1				1	2
6	SEALY Matt	2.0	3:24													1					0
*7	BYWATER Terry	4.5	24:46	5/10	50	5/9	56	0/1	0	2/2	100		5	5	4	3			4	2	12
8	MUNN Simon	4.0	13:09	1/3	33	1/3	33						3	3	1	1			3		2
9	POLLOCK Joni	2.5	25:51	1/7	14	1/4	25	0/3	0			1	1	2	5	4		1	1	1	2
*10	JAMA Abdi (C)	1.0	23:44	2/7	29	2/7	29					1	2	3					1	1	4
11	BYRNE Matt (C)	1.5	12:52	0/1	0	0/1	0									1			3	1	0
*12	SAGAR Ian	3.0	28:36	4/6	67	4/6	67			2/4	50		5	5					2	2	10
13	FINBOW Peter	2.0	11:07										2	2					1	1	0
*14	HALL Jon	3.0	12:07	1/4	25	1/4	25						3	3	1	2			1	1	2
*15	OROGBEMI Ade	2.5	30:55	5/5	100	5/5	100			4/4	100		1	1	1	3			5	6	14
Team / Coach												1	2	3	1						
Totals				22/50	44	22/46	48	0/4	0	8/12	67	4	27	31	12	16	2	1	22	16	52
Coach		TRESIEDER Murray (AUS)																			
Assistant Coach		BHANIA Haj									THOMAS Sinclair										

CAN - Canada

No.	Name	Sport Class	MIN	Field Goals		2 Points		3 Points		Free Throws		Rebounds			AS	TO	ST	BS	PF	FD	PTS
				M/A	%	M/A	%	M/A	%	M/A	%	OR	DR	TOT							
4	DUREPOS Dave	3.5																			
5	ROUILLARD Yvon	3.0																			
6	HEDGES Bo (C)	2.5	25:38	5/12	42	5/12	42			2/2	100		2	2	1	1			3	1	12
*7	PETER Richard	2.5	14:22	4/8	50	4/8	50						1	1	1	1			2		8
*8	JOHNSON Joey	4.5	30:52	4/8	50	4/8	50			7/9	78	4	10	14	6	1	1	2	2	9	15
9	LANCIA Adam	4.0	4:23										1	1	1						0
*10	DINI Abdi	1.0	33:35	3/6	50	3/6	50						2	2		1					6
11	JASSMAN Chad	1.5	15:31	0/1	0			0/1	0										2		0
*12	ANDERSON Patrick	4.5	35:26	8/20	40	8/18	44	0/2	0	1/2	50	2	7	9	11	3	2		2	7	17
13	WAGNER Brandon	1.0	2:02																1	1	0
*14	MILLER Tyler	1.5	28:52												1	1	1		4	1	0
15	ENG David (C)	4.5	9:19	4/6	67	4/6	67			3/3	100		1	1		1				3	11
Team / Coach												2	3	5		1					
Totals				28/61	46	28/58	48	0/3	0	13/16	81	8	27	35	21	10	4	2	16	22	69
Coach		TONELLO Jerry																			
Assistant Coach		BOWES Paul									la SERRA Christian										

	GBR	CAN
Points from Turnovers	6	12
Points in the Paint	22	38
Second Chance Points	2	14
Fast Break Points	8	6

	GBR	CAN
Biggest Lead	4	22
Biggest Scoring Run	9-0 (46-59)	7-0 (16-21)
Lead Changes	1	
Times Tied	6	

LEGEND

%	Shooting Percentage	(C)	Captain	*	Starters	AS	Assists	BS	Blocked Shots
DR	Defensive Rebounds	FD	Fouls Drawn	M/A	Made / Attempts	MIN	Minutes Played	OR	Offensive Rebounds
PF	Fouls	PTS	Points	Qx	Quarter Time	ST	Steals	TO	Turnovers
TOT	Total Rebounds								



Results

Game 70

POL 66 vs 81 GER
(17:18, 16:24, 15:20, 18:19)

Attendance: 7740

Referee: GAUTHIER Sebastien (CAN)

Commissioner: MAGALLANES Juan (MEX)

Umpire: FARRUGIA Valerie (FRA) / PURSGLOVE Ian (GBR)

Scoring by 5 min intervals:	POL	Q1	Q2	Q3	Q4
	GER	8 17	25 33	39 48	58 66
		12 18	28 42	51 62	69 81

POL - Poland

No.	Name	Sport Class	MIN	Field Goals		2 Points		3 Points		Free Throws		Rebounds			AS	TO	ST	BS	PF	FD	PTS
				M/A	%	M/A	%	M/A	%	M/A	%	OR	DR	TOT							
4	GORZKOWICZ Slawomir	3.0	7:07							1/2	50	1	1							2	1
*5	FILIPSKI Mateusz	4.0	40:00	14/26	54	13/18	72	1/8	13	2/4	50	1	4	5	5		2		4	5	31
6	MACEK Andrzej	1.5	6:14									1		1							0
7	WISNIK Robert	4.0	1:49												1				1		0
8	PIETRZYK Krzysztof	1.0	4:22																		0
*9	WROBEL Marcin	1.0	29:24	2/3	67	2/3	67						1	1	1	2	1		3	1	4
10	BANDURA Krzysztof	4.0	16:01	4/8	50	4/8	50			0/1	0									1	8
*11	LUSZYNSKI Piotr	4.5	23:59	5/13	38	5/9	56	0/4	0	4/4	100	2	7	9	5	3			3	2	14
*12	BALCEROWSKI Marcin (C)	1.0	40:00	4/6	67	4/6	67					3	3	6	9	4	1		3		8
13	MOSLER Dominik	4.0	14:12	0/1	0	0/1	0						2	2	3				4		0
14	DARNIKOWSKI Piotr	1.0																			
*15	CYRUL Jan	3.0	16:52	0/3	0	0/3	0					1		1	2	1	1		4		0
Team / Coach												1	1	2							
Totals				29/60	48	28/48	58	1/12	8	7/11	64	10	18	28	27	11	5		22	11	66
Coach		LUSZYNSKI Piotr																			
Assistant Coach		LUSZYNSKI Stanislaw																			

GER - Germany

No.	Name	Sport Class	MIN	Field Goals		2 Points		3 Points		Free Throws		Rebounds			AS	TO	ST	BS	PF	FD	PTS	
				M/A	%	M/A	%	M/A	%	M/A	%	OR	DR	TOT								
4	LOHMANN Bjoern	1.0	19:15	1/1	100	1/1	100						1	1		1				2	1	2
5	ISMAL Sercan	1.0	0:20																		0	
6	HEIMBACH Matthias	1.0	10:25	0/2	0	0/2	0			1/2	50	1		1	2					1	1	
*7	GUNDERT Thomas	2.0	16:47	3/4	75	3/4	75						1	1			1	2		6		
*8	BIENEK Andre	3.0	40:00	9/13	69	9/12	75	0/1	0	2/2	100	2	6	8	5	1			1	4	20	
9	MAGENHEIM Sebastian	3.5	22:50	3/4	75	3/4	75			0/3	0	2	2	4	2	1				4	6	
10	KRESS Andreas	3.5	2:10							1/2	50									1	1	
11	PASSIWAN Dirk	4.5	25:00	11/21	52	8/18	44	3/3	100	5/6	83	4	6	10	6		1	1	2	4	30	
*12	WOLK Sebastian	4.0	15:00	1/1	100	1/1	100			2/4	50		1	1		2	3		2	4	4	
*13	HALLER Jan	2.0	33:13	5/7	71	5/7	71						3	3	8	2			2		10	
*14	BOEHME Thomas	3.0	10:00	0/3	0	0/3	0			0/2	0	1	1	1	1	1			1	1	0	
15	KOEHLER Dirk	4.0	5:00	0/2	0	0/2	0			1/2	50	1	1	2					1	1	1	
Team / Coach													1	1								
Totals				33/58	57	30/54	56	3/4	75	12/23	52	10	23	33	24	8	4	3	12	21	81	
Coach		ZELTINGER Nicolai																				
Assistant Coach		ENNS Bruce (CAN)																				

	POL	GER
Points from Turnovers	9	8
Points in the Paint	36	42
Second Chance Points	12	10
Fast Break Points	6	16

	POL	GER
Biggest Lead	3	18
Biggest Scoring Run	10-0 (21-18)	11-0 (33-46)
Lead Changes	4	
Times Tied	4	

LEGEND

%	Shooting Percentage	(C)	Captain	*	Starters	AS	Assists	BS	Blocked Shots
DR	Defensive Rebounds	FD	Fouls Drawn	M/A	Made / Attempts	MIN	Minutes Played	OR	Offensive Rebounds
PF	Fouls	PTS	Points	Qx	Quarter Time	ST	Steals	TO	Turnovers
TOT	Total Rebounds								



Results

Game 71

TUR 78 vs 86 ESP
(21:18, 16:22, 12:12, 19:16, 10:18)

Attendance: 8862

Referee: GREGORY Christopher (GBR)

Commissioner: REHLING Detlef (GER)

Umpire: KANNO Eisuke (JPN) / SALGUERO Cris (ARG)

Scoring by 5 min intervals:	TUR ESP	Q1		Q2		Q3		Q4		OT1
		10	21	25	37	45	49	61	68	78
		10	18	29	40	44	52	62	68	86

TUR - Turkey

No.	Name	Sport Class	MIN	Field Goals		2 Points		3 Points		Free Throws		Rebounds			AS	TO	ST	BS	PF	FD	PTS
				M/A	%	M/A	%	M/A	%	M/A	%	OR	DR	TOT							
4	ERCAN Aytac (C)	4.0	15:01	2/7	29	2/6	33	0/1	0			3	4	7	4				4	1	4
*5	GURBULAK Ozgur (C)	4.0	38:19	11/22	50	9/14	64	2/8	25	0/2	0	2	3	5	9	5			4	4	24
6	GUNDOGDU Fikri	1.0	11:38									1	1		2				1	2	0
7	TURAN Ali Asker	3.5	4:30	0/1	0	0/1	0						1	1							0
*8	AR Ismail	1.0	30:30	3/4	75	3/4	75			0/1	0		4	4	2	3			4	2	6
9	ACAR Deniz	2.5	26:58	5/11	45	5/11	45					1		1	1		1		1	1	10
*10	GEZINCI Cem	4.5	10:00	1/1	100	1/1	100						2	2	2						2
11	DALAY Kaan	2.0	9:42	2/8	25	2/8	25			0/2	0	1		1	1		1		2	1	4
12	YILMAZ Bulent	3.5	8:32	2/3	67	2/3	67					2		2	3					1	4
*13	GUMUS Ferit	3.0	43:20	10/15	67	10/14	71	0/1	0	4/5	80	1	8	9	1	1			3	5	24
14	ARSLANOGLU Murat	3.5	13:38	0/2	0	0/2	0						2	2	2	2			1		0
*15	BOZ Bestami	1.5	12:52	0/1	0	0/1	0						1	1					3		0
Team / Coach																					
Totals				36/75	48	34/65	52	2/10	20	4/10	40	12	30	42	25	15	2		23	17	78
Coach		ONUT Mehmet																			
Assistant Coach		DEMIRBAS Celal																			

ESP - Spain

No.	Name	Sport Class	MIN	Field Goals		2 Points		3 Points		Free Throws		Rebounds			AS	TO	ST	BS	PF	FD	PTS
				M/A	%	M/A	%	M/A	%	M/A	%	OR	DR	TOT							
4	MENA PEREZ Roberto	4.0	8:23	2/2	100	2/2	100							1					2	1	4
*5	de PAZ PAZO Diego (C)	4.0	28:47	8/18	44	7/14	50	1/4	25	7/8	88	2	2	4	12	4	2		3	5	24
6	COSTAS de MIRANDA Bernabe	2.5																			
*7	RODRIGUEZ MARTIN Daniel	1.0	35:17	4/6	67	4/6	67			1/2	50	2		2	2				4	1	9
8	SANCHEZ LARA Francisco	1.0	9:43																		0
*9	ZARZUELA BELTRAN Alejandro	3.0	45:00	6/13	46	6/13	46			5/8	63	3	5	8	2	1	1		2	6	17
*10	GARCIA MORENO Ismael	4.0	32:21	8/13	62	8/13	62			2/2	100	1	7	8	3	2	1		2	1	18
11	GARCIA PEREIRO Asier	4.0	20:29	3/9	33	3/8	38	0/1	0			3	7	10	4			1	4	1	6
12	ROMERO MARTIN Jesus	3.0																			
*13	MUINO GAMEZ Rafael	2.0	45:00	3/11	27	3/10	30	0/1	0	2/7	29	3	4	7	6				1	8	8
14	MOURIZ DOPICO David	2.5																			
15	LLAMBI RIERA Jaume	1.5																			
Team / Coach																					
Totals				34/72	47	33/66	50	1/6	17	17/27	63	14	27	41	30	9	4	1	18	23	86
Coach		TRIGO DIEZ Oscar																			
Assistant Coach		CARRION RUIZ Abraham																			
		PEREZ TEJERO Javier																			

	TUR	ESP
Points from Turnovers	8	19
Points in the Paint	58	50
Second Chance Points	17	8
Fast Break Points	6	12

	TUR	ESP
Biggest Lead	7	9
Biggest Scoring Run	8-0 (55-52)	9-0 (25-31)
Lead Changes	10	
Times Tied	6	

LEGEND

%	Shooting Percentage	(C)	Captain	*	Starters	AS	Assists	BS	Blocked Shots
DR	Defensive Rebounds	FD	Fouls Drawn	M/A	Made / Attempts	MIN	Minutes Played	OR	Offensive Rebounds
OTx	Overtime	PF	Fouls	PTS	Points	Qx	Quarter Time	ST	Steals
TO	Turnovers	TOT	Total Rebounds						



Results

Game 74

POL 74 vs 76 TUR
(14:12, 21:22, 20:21, 19:21)

Attendance: 8202

Referee: REHLING Carsten (GER)

Commissioner: MAGALLANES Juan (MEX)

Umpire: PURSGLOVE Ian (GBR) / WARMERDAM Saskia (NED)

Scoring by 5 min intervals:	POL TUR	Q1		Q2		Q3		Q4	
		4	14	25	35	41	55	61	74
		8	12	22	34	43	55	59	76

POL - Poland

No.	Name	Sport Class	MIN	Field Goals		2 Points		3 Points		Free Throws		Rebounds			AS	TO	ST	BS	PF	FD	PTS
				M / A	%	M / A	%	M / A	%	M / A	%	OR	DR	TOT							
4	GORZKOWICZ Slawomir	3.0																			
*5	FILIPSKI Mateusz	4.0	40:00	11/23	48	11/21	52	0/2	0	6/9	67	2	7	9	15	3	1		3	6	28
6	MACEK Andrzej	1.5	8:55	1/3	33	1/3	33					1		1							2
7	WISNIK Robert	4.0	2:12	1/1	100	1/1	100														2
8	PIETRZYK Krzysztof	1.0																			
*9	WROBEL Marcin	1.0	29:51	1/3	33	1/3	33					1		1						1	2
*10	BANDURA Krzysztof	4.0	20:00	3/7	43	3/7	43					1		1			1	2	2	2	6
11	LUSZYNSKI Piotr	4.5	20:00	6/9	67	4/5	80	2/4	50			1	3	4	2	1			1	2	14
*12	BALCEROWSKI Marcin (C)	1.0	31:03	6/10	60	6/9	67	0/1	0			5	1	6	5	3	2		2	1	12
*13	MOSLER Dominik	4.0	17:48	2/8	25	2/8	25					4	7	11	1	2			3	1	4
14	DARNIKOWSKI Piotr	1.0	10:11												1				1		0
15	CYRUL Jan	3.0	20:00	2/2	100	2/2	100								1				1		4
Team / Coach													2	2		1					
Totals				33/66	50	31/59	53	2/7	29	6/9	67	15	20	35	24	13	3	1	14	11	74
Coach		LUSZYNSKI Piotr																			
Assistant Coach		LUSZYNSKI Stanislaw																			

TUR - Turkey

No.	Name	Sport Class	MIN	Field Goals		2 Points		3 Points		Free Throws		Rebounds			AS	TO	ST	BS	PF	FD	PTS
				M / A	%	M / A	%	M / A	%	M / A	%	OR	DR	TOT							
4	ERCAN Aytac (C)	4.0	10:00	1/3	33	1/3	33						1	1	4	1	1	1	1	1	2
*5	GURBULAK Ozgur (C)	4.0	31:10	5/13	38	5/10	50	0/3	0	0/1	0	2	3	5	13	4	1		2	2	10
6	GUNDOGDU Fikri	1.0																			
7	TURAN Ali Asker	3.5	15:17	0/2	0	0/1	0	0/1	0			1		1	3		1	1	2	1	0
*8	AR Ismail	1.0	40:00	5/8	63	5/8	63					1	2	3	1	2			2	1	10
9	ACAR Deniz	2.5	20:00	3/6	50	3/6	50								1					2	6
*10	GEZINCI Cem	4.5	10:00	1/1	100	1/1	100			1/2	50	1	2	3	1					2	3
11	DALAY Kaan	2.0	10:00	3/4	75	3/4	75					1	1	2	2	1			1		6
12	YILMAZ Bulent	3.5	3:33	3/3	100	3/3	100			0/1	0	1	1	2	1				2	1	6
*13	GUMUS Ferit	3.0	40:00	12/21	57	11/19	58	1/2	50	5/8	63	3	6	9	4	1			1	4	30
14	ARSLANOGLU Murat	3.5	10:00	1/2	50	1/2	50			1/2	50		2	2						1	3
*15	BOZ Bestami	1.5	10:00	0/1	0	0/1	0										1				0
Team / Coach												3		3		1					
Totals				34/64	53	33/58	57	1/6	17	7/14	50	13	18	31	30	10	4	2	11	14	76
Coach		ONUT Mehmet																			
Assistant Coach		DEMIRBAS Celal																			

	POL	TUR
Points from Turnovers	10	12
Points in the Paint	46	56
Second Chance Points	9	10
Fast Break Points	9	7

	POL	TUR
Biggest Lead	7	4
Biggest Scoring Run	5-0 (62-59)	7-0 (74-76)
Lead Changes	9	
Times Tied	15	

LEGEND

%	Shooting Percentage	(C)	Captain	*	Starters	AS	Assists	BS	Blocked Shots
DR	Defensive Rebounds	FD	Fouls Drawn	M / A	Made / Attempts	MIN	Minutes Played	OR	Offensive Rebounds
PF	Fouls	PTS	Points	Qx	Quarter Time	ST	Steals	TO	Turnovers
TOT	Total Rebounds								



Results

Game 75

GER 48 vs 67 ESP
(9:10, 14:16, 12:18, 13:23)

Attendance: 9790

Referee: GREGORY Christopher (GBR)

Commissioner: FODEN Emma (GBR)

Umpire: FARRUGIA Valerie (FRA) / BILMEZ Nureddin (TUR)

Scoring by 5 min intervals:	GER ESP	Q1		Q2		Q3		Q4	
		4	9	17	23	29	35	41	48
		0	10	19	26	35	44	50	67

GER - Germany

No.	Name	Sport Class	MIN	Field Goals		2 Points		3 Points		Free Throws		Rebounds			AS	TO	ST	BS	PF	FD	PTS
				M / A	%	M / A	%	M / A	%	M / A	%	OR	DR	TOT							
4	LOHMANN Bjoern	1.0	12:42																2	2	0
5	ISMAL Sercan	1.0	4:09																		0
6	HEIMBACH Matthias	1.0	19:02	0/1	0	0/1	0			2/4	50	1		1		1			3	2	2
*7	GUNDERT Thomas	2.0	16:01	0/1	0	0/1	0			2/4	50		2	2		1		1	3	3	2
*8	BIENEK Andre	3.0	36:21	4/12	33	3/7	43	1/5	20	5/8	63	1	4	5	5	3			2	5	14
9	MAGENHEIM Sebastian	3.5	7:32	0/3	0	0/3	0						1	1		1			2		0
10	KRESS Andreas	3.5	6:34										3	3	1				1	1	0
11	PASSIWAN Dirk	4.5	14:52	1/12	8	0/7	0	1/5	20	1/4	25		2	2	3		1	1	3	3	4
*12	WOLK Sebastian	4.0	23:09	2/5	40	2/5	40					2	8	10		2		2	4	1	4
*13	HALLER Jan	2.0	23:32	4/12	33	4/11	36	0/1	0			1	2	3	1	1	1		3	1	8
*14	BOEHME Thomas	3.0	22:14	4/11	36	4/11	36			0/2	0	1	2	3	1	1				4	8
15	KOEHLER Dirk	4.0	13:52	2/5	40	2/5	40			2/4	50	3	2	5					3	2	6
Team / Coach																					
Totals				17/62	27	15/51	29	2/11	18	12/26	46	9	26	35	11	10	2	4	26	24	48
Coach		ZELTINGER Nicolai																			
Assistant Coach		ENNS Bruce (CAN)																			

ESP - Spain

No.	Name	Sport Class	MIN	Field Goals		2 Points		3 Points		Free Throws		Rebounds			AS	TO	ST	BS	PF	FD	PTS
				M / A	%	M / A	%	M / A	%	M / A	%	OR	DR	TOT							
4	MENA PEREZ Roberto	4.0	2:39																		0
*5	de PAZ PAZO Diego (C)	4.0	25:44	4/14	29	4/10	40	0/4	0	9/9	100	2	7	9	6	2	4		4	6	17
6	COSTAS de MIRANDA Bernabe	2.5	1:21	1/2	50	1/2	50					1	1	2	1						2
*7	RODRIGUEZ MARTIN Daniel	1.0	14:04	0/3	0	0/3	0			1/2	50	1		1	1	2			1	1	1
8	SANCHEZ LARA Francisco	1.0	10:00													1			1		0
*9	ZARZUELA BELTRAN Alejandro	3.0	38:39	5/13	38	5/13	38			1/4	25	2	6	8	1	2	1		2	3	11
*10	GARCIA MORENO Ismael	4.0	18:28	5/7	71	5/7	71			3/4	75	1	7	8	1	2	1		4	3	13
11	GARCIA PEREIRO Asier	4.0	18:34	4/8	50	4/8	50					2	2	4	2	1		1	4	2	8
12	ROMERO MARTIN Jesus	3.0	14:35	2/4	50	2/4	50						2	2	2	2			4		4
*13	MUINO GAMEZ Rafael	2.0	25:25	0/1	0	0/1	0			3/6	50		3	3	5		1		2	4	3
14	MOURIZ DOPICO David	2.5	14:35	1/2	50	1/1	100	0/1	0	1/6	17	1	4	5		3			1	4	3
15	LLAMBI RIERA Jaume	1.5	15:56	2/3	67	2/3	67			1/2	50	1	3	4	2				1	2	5
Team / Coach																					
Totals				24/57	42	24/52	46	0/5	0	19/33	58	13	41	54	21	15	7	1	24	25	67
Coach		TRIGO DIEZ Oscar																			
Assistant Coach		CARRION RUIZ Abraham																			
		PEREZ TEJERO Javier																			

	GER	ESP
Points from Turnovers	5	8
Points in the Paint	16	44
Second Chance Points	8	14
Fast Break Points	4	12

	GER	ESP
Biggest Lead	5	22
Biggest Scoring Run	5-0 (22-24)	9-0 (42-61)
Lead Changes	3	
Times Tied	3	

LEGEND

%	Shooting Percentage	(C)	Captain	*	Starters	AS	Assists	BS	Blocked Shots
DR	Defensive Rebounds	FD	Fouls Drawn	M / A	Made / Attempts	MIN	Minutes Played	OR	Offensive Rebounds
PF	Fouls	PTS	Points	Qx	Quarter Time	ST	Steals	TO	Turnovers
TOT	Total Rebounds								



Results

Game 76

USA 61 vs 46 GBR
(17:10, 12:10, 10:13, 22:13)

Attendance: 12627

Referee: WELLS Matt (AUS)

Commissioner: MAGALLANES Juan (MEX)

Umpire: GAUTHIER Sebastien (CAN) / KINDERVATER Max (GER)

Scoring by 5 min intervals:	USA	Q1	Q2	Q3	Q4
	GBR	6 17	23 29	29 39	49 61
		4 10	12 20	27 33	41 46

USA - United States

No.	Name	Sport Class	MIN	Field Goals		2 Points		3 Points		Free Throws		Rebounds			AS	TO	ST	BS	PF	FD	PTS	
				M/A	%	M/A	%	M/A	%	M/A	%	OR	DR	TOT								
4	BARBER Eric	1.0	5:35	0/2	0	0/2	0					1	1								0	
5	CHAMBERS Joseph	4.0	13:31	6/12	50	6/12	50					2	5	7		2			2	1	12	
6	LADE Jeremy	2.5	5:35	0/1	0	0/1	0								1	1			1	0	0	
*7	TUREK Joshua	3.5	25:27	6/12	50	6/11	55	0/1	0	3/4	75		6	6	2				1	3	15	
*8	JENIFER Trevon	2.5	23:22	0/5	0	0/5	0					1	1	2	2	1	1	1	4	2	0	
9	WALLER William (C)	3.0	10:33	0/1	0	0/1	0								1	1					0	
*10	SCOTT Matt	3.5	28:07	6/10	60	6/10	60						8	8	3		2		1	3	12	
*11	SERIO Steven	3.5	31:59	8/9	89	8/9	89			4/4	100		4	4	8	1	1		4	4	20	
12	NELMS Jason	2.5	10:00	0/4	0	0/4	0														0	
*13	LYNCH Ian	1.0	34:25	1/2	50	1/2	50						2	2	1			1			2	
14	SCHULTE Paul (C)	3.0	9:22	0/3	0	0/2	0	0/1	0				1	1	2			1	1	1	0	
15	HINZE Nate	4.5	2:04										1	1							0	
Team / Coach																						
Totals				27/61	44	27/59	46	0/2	0	7/8	88	5	29	34	20	6	4	3	14	14		61
Coach		GLATCH Jim																				
Assistant Coach		COLWELL Tom													JUETTE Melvin							

GBR - Great Britain

No.	Name	Sport Class	MIN	Field Goals		2 Points		3 Points		Free Throws		Rebounds			AS	TO	ST	BS	PF	FD	PTS	
				M/A	%	M/A	%	M/A	%	M/A	%	OR	DR	TOT								
4	CHOUDHRY Gaz	4.0																				
5	HIGHCOCK Dan	4.5	13:38	3/5	60	3/4	75	0/1	0				3	3		1			1		6	
6	SEALY Matt	2.0	1:02	1/2	50	1/2	50					1	1								2	
*7	BYWATER Terry	4.5	29:43	6/18	33	6/15	40	0/3	0	2/2	100	2	10	12	2	4			3	3	14	
8	MUNN Simon	4.0	10:37	2/5	40	2/5	40						1	1					1		4	
9	POLLOCK Joni	2.5	6:35	0/3	0	0/2	0	0/1	0				1	1							0	
*10	JAMA Abdi (C)	1.0	33:40	1/4	25	1/4	25						1	1	1			2	2		2	
11	BYRNE Matt (C)	1.5	8:39															1			0	
*12	SAGAR Ian	3.0	26:02	2/4	50	2/4	50			1/2	50		7	7	1	1			3		5	
13	FINBOW Peter	2.0	11:39	2/3	67	2/3	67								1				1		4	
*14	HALL Jon	3.0	18:25	2/8	25	2/8	25					2		2	1	2		1	2		4	
*15	OROGBEMI Ade	2.5	40:00	2/4	50	2/4	50			1/4	25	2	3	5	5	2	1	1	4	5	5	
Team / Coach																						
Totals				21/56	38	21/51	41	0/5	0	4/8	50	7	27	34	11	13	1	2	14	14		46
Coach		TRESIEDER Murray (AUS)																				
Assistant Coach		BHANIA Haj													THOMAS Sinclair							

	USA	GBR
Points from Turnovers	6	6
Points in the Paint	28	24
Second Chance Points	2	5
Fast Break Points	4	

	USA	GBR
Biggest Lead	19	0
Biggest Scoring Run	10-0 (43-33)	11-0 (29-29)
Lead Changes	0	
Times Tied	3	

LEGEND

%	Shooting Percentage	(C)	Captain	*	Starters	AS	Assists	BS	Blocked Shots
DR	Defensive Rebounds	FD	Fouls Drawn	M/A	Made / Attempts	MIN	Minutes Played	OR	Offensive Rebounds
PF	Fouls	PTS	Points	Qx	Quarter Time	ST	Steals	TO	Turnovers
TOT	Total Rebounds								



Results

Game 77

AUS 58 vs 64 CAN
(15:14, 12:12, 15:20, 16:18)

Attendance: 12951

Referee: URUNUELA Juan (ESP)

Commissioner: REHLING Detlef (GER)

Umpire: ROJA Cristian (ITA) / SALGUERO Cris (ARG)

Scoring by 5 min intervals:	AUS	Q1		Q2		Q3		Q4	
		CAN	12	15	19	27	32	42	48
		10	14	19	26	38	46	53	64

AUS - Australia

No.	Name	Sport Class	MIN	Field Goals		2 Points		3 Points		Free Throws		Rebounds			AS	TO	ST	BS	PF	FD	PTS
				M/A	%	M/A	%	M/A	%	M/A	%	OR	DR	TOT							
*4	EVESON Justin	4.5	36:09	5/13	38	5/9	56	0/4	0	6/8	75	1	7	8	5	3	1	1	3	6	16
5	LATHAM Bill	4.0	3:23	1/1	100	1/1	100						1	1					2		2
6	STIBNERS Brett	4.0	3:51	1/1	100	1/1	100						3	3							2
*7	NORRIS Shaun	3.0	35:33	9/17	53	9/14	64	0/3	0	1/3	33	4	2	6	4	4			3	7	19
*8	HARTNETT Michael	1.0	36:49	0/1	0	0/1	0												3	1	0
9	KNOWLES Tristan	4.0	15:22	2/9	22	1/7	14	1/2	50			1	3	4	2				2		5
*10	BLAIR Jannik	1.0	32:43	1/4	25	1/4	25					3	1	4	1	1			3		2
11	SIMMONS Tige	1.0	4:33	0/2	0	0/2	0					2		2					1		0
12	MIZENS Grant	2.0	1:04																		0
13	ALCOTT Dylan	1.0	4:32	0/3	0	0/2	0	0/1	0			1		1					1		0
14	TAYLOR Nick	2.0	1:23										1	1		1					0
*15	NESS Brad (C)	4.5	24:38	6/11	55	6/11	55			0/2	0	1	5	6	2	2			4	3	12
Team / Coach																					
Totals				25/62	40	24/52	46	1/10	10	7/13	54	13	26	39	14	12	1	1	22	17	58
Coach		ETTRIDGE Ben																			
Assistant Coach		KYLE Tom																			
		FERIANI Matteo (ITA)																			

CAN - Canada

No.	Name	Sport Class	MIN	Field Goals		2 Points		3 Points		Free Throws		Rebounds			AS	TO	ST	BS	PF	FD	PTS
				M/A	%	M/A	%	M/A	%	M/A	%	OR	DR	TOT							
4	DUREPOS Dave	3.5																			
5	ROUILLARD Yvon	3.0																			
*6	HEDGES Bo (C)	2.5	18:18	1/6	17	1/6	17						2	2	4				3	1	2
7	PETER Richard	2.5	21:42	4/6	67	4/6	67			2/2	100	2	2	4	1	1			3	3	10
*8	JOHNSON Joey	4.5	29:29	3/6	50	3/6	50			2/6	33		4	4	3	1	1		2	4	8
9	LANCIA Adam	4.0	2:48										1	1							2
*10	DINI Abdi	1.0	32:37	0/2	0	0/2	0			0/2	0	1	2	3		1			4	3	0
11	JASSMAN Chad	1.5	7:13	0/1	0	0/1	0													1	0
*12	ANDERSON Patrick	4.5	40:00	15/24	63	15/24	63			4/8	50	1	9	10	8	2	1		3	7	34
13	WAGNER Brandon	1.0	4:35												1						0
*14	MILLER Tyler	1.5	35:35	2/5	40	2/5	40						1	1			1		2		4
15	ENG David (C)	4.5	7:43	3/4	75	3/4	75									1			1		6
Team / Coach																					
Totals				28/54	52	28/54	52			8/18	44	4	24	28	16	6	3	1	18	21	64
Coach		TONELLO Jerry																			
Assistant Coach		BOWES Paul																			
		la SERRA Christian																			

	AUS	CAN
Points from Turnovers	4	13
Points in the Paint	32	38
Second Chance Points	6	6
Fast Break Points	4	7

	AUS	CAN
Biggest Lead	5	9
Biggest Scoring Run	4-0 (19-14)	7-0 (19-21)
Lead Changes	3	
Times Tied	10	

LEGEND

%	Shooting Percentage	(C)	Captain	*	Starters	AS	Assists	BS	Blocked Shots
DR	Defensive Rebounds	FD	Fouls Drawn	M/A	Made / Attempts	MIN	Minutes Played	OR	Offensive Rebounds
PF	Fouls	PTS	Points	Qx	Quarter Time	ST	Steals	TO	Turnovers
TOT	Total Rebounds								



Wheelchair Basketball

Men



Cumulative Statistics

CAN - Canada

After 8 games

No.	Name	Sport Class	GP	MIN	MPG	Field Goals			2 Points			3 Points		Free Throws		Rebounds			AS	TO	ST	BS	PF	FD	PTS	PPG
						M / A	%	M / A	%	M / A	%	M / A	%	OR	DR	TOT										
12	ANDERSON Patrick	4.5	8	245	30:37	89/151	59	86/143	60	3/8	38	19/30	63	17	71	88	64	17	13	2	12	46	200	25.0		
6	HEDGES Bo	2.5	8	198	24:47	38/84	45	38/84	45			9/11	82	2	11	13	23	6	3		12	16	85	10.6		
15	ENG David	4.5	8	103	12:55	25/44	57	25/43	58	0/1	0	9/18	50	6	10	16	5	7		11	16	59	7.4			
8	JOHNSON Joey	4.5	8	169	21:04	19/34	56	19/34	56			20/32	63	12	41	53	21	5	8	2	10	29	58	7.3		
7	PETER Richard	2.5	8	136	16:56	18/37	49	18/37	49			10/15	67	6	13	19	17	8	3	1	14	12	46	5.8		
4	DUREPOS Dave	3.5	6	47	7:49	12/23	52	6/14	43	6/9	67	5/6	83	1	4	5	10	5	1	1	7	6	35	5.8		
5	ROUILLARD Yvon	3.0	6	38	6:20	9/18	50	9/18	50			4/7	57	2	9	11	2	1	1		1	4	22	3.7		
10	DINI Abdi	1.0	8	224	27:57	11/35	31	11/35	31			1/8	13	3	7	10	9	3	3	1	11	8	23	2.9		
9	LANCIA Adam	4.0	8	73	9:05	6/17	35	6/17	35			4/4	100	2	11	13	13	6	3		10	10	16	2.0		
14	MILLER Tyler	1.5	8	200	25:02	6/12	50	6/12	50					9	9	18	4	2	1	2	12	6	12	1.5		
11	JASSMAN Chad	1.5	8	109	13:37	6/21	29	6/20	30	0/1	0			4	3	7	3	2	1		12	2	12	1.5		
13	WAGNER Brandon	1.0	7	58	8:21	2/6	33	2/6	33							3	3	1	1		6	1	4	0.6		
Team / Coach														6	19	25		2								
Totals						241/482	50	232/463	50	9/19	47	81/131	62	70	211	281	172	65	37	9	118	156	572	71.5		
Biggest Scoring Run						193/447	43	186/402	46	7/45	16	48/91	53	54	194	248	137	109	14	7	157	117	441	55.1		

AVERAGES PER GAME

	CAN	Opponents
Points from Turnovers	100	40
Points in the Paint	326	278
Second Chance Points	83	38
Fast Break Points	46	53

	CAN	Opponents
Total Field Goals Made	30.1	24.1
2 Points Field Goals Made	29.0	23.3
3 Points Field Goals Made	1.1	0.9
Free Throws Made	10.1	6.0
Offensive Rebounds	8.8	6.8
Defensive Rebounds	26.4	24.3
Total Rebounds	35.1	31.0
Assists	21.5	17.1
Fouls	14.8	19.6
Turnovers	8.1	13.6
Steals	4.6	1.8
Blocked Shots	1.1	0.9
Points from Turnovers	12.5	5.0
Points in the Paint	40.8	34.8
Second Chance Points	10.4	4.8
Fast Break Points	5.8	6.6

LEGEND

%	Shooting Percentage	AS	Assists	BS	Blocked Shots	DR	Defensive Rebounds	FD	Fouls Drawn
GP	Games Played	M / A	Made / Attempts	MIN	Minutes Played	MPG	Minutes Played per Game	OR	Offensive Rebounds
PF	Fouls	PPG	Points per Game	PTS	Points	ST	Steals	TO	Turnovers
TOT	Total Rebounds								



Wheelchair Basketball

Men



Cumulative Statistics

AUS - Australia

After 8 games

No.	Name	Sport Class	GP	MIN	MPG	Field Goals			2 Points			3 Points		Free Throws		Rebounds			AS	TO	ST	BS	PF	FD	PTS	PPG
						M / A	%	M / A	%	M / A	%	M / A	%	OR	DR	TOT										
4	EVESON Justin	4.5	8	203	25:25	45/83	54	39/67	58	6/16	38	29/40	73	13	55	68	48	17	5	6	17	37	125	15.6		
7	NORRIS Shaun	3.0	8	216	27:02	50/97	52	50/91	55	0/6	0	23/38	61	16	28	44	42	9	5	4	18	41	123	15.4		
15	NESS Brad	4.5	8	167	20:50	48/82	59	48/82	59			13/18	72	10	33	43	19	8	4		23	15	109	13.6		
9	KNOWLES Tristan	4.0	8	142	17:47	36/76	47	31/62	50	5/14	36	15/23	65	3	19	22	23	5	1		13	21	92	11.5		
6	STIBNERS Brett	4.0	8	106	13:17	23/43	53	23/40	58	0/3	0	2/5	40	1	18	19	17	6	2	2	10	6	48	6.0		
5	LATHAM Bill	4.0	8	85	10:40	13/23	57	13/23	57			2/5	40	9	18	27	3	8	1	1	18	8	28	3.5		
14	TAYLOR Nick	2.0	6	51	8:32	9/18	50	7/12	58	2/6	33			1	8	9	10	7			4	3	20	3.3		
10	BLAIR Jannik	1.0	8	195	24:23	6/11	55	6/11	55			1/2	50	4	7	11	2	1	2		10	3	13	1.6		
8	HARTNETT Michael	1.0	8	220	27:29	4/14	29	4/14	29			1/2	50	1	3	4	7	8	1		17	6	9	1.1		
13	ALCOTT Dylan	1.0	8	70	8:44	2/11	18	2/10	20	0/1	0	2/2	100	1	3	4	2	1	1		6	2	6	0.8		
11	SIMMONS Tige	1.0	8	91	11:21	1/6	17	1/6	17			1/2	50	2	6	8	1	2	1		9	2	3	0.4		
12	MIZENS Grant	2.0	6	53	8:48	1/3	33	1/3	33						3	3	1	1			1	2	2	0.3		
Team / Coach														8	18	26		5								
Totals						238/467	51	225/421	53	13/46	28	89/137	65	69	219	288	175	78	23	13	146	146	578	72.3		
Biggest Scoring Run						190/445	43	183/405	45	7/40	18	52/103	50	58	176	234	132	95	24	4	151	145	439	54.9		

AVERAGES PER GAME

	AUS	Opponents
Points from Turnovers	114	70
Points in the Paint	322	268
Second Chance Points	58	50
Fast Break Points	57	44

	AUS	Opponents
Total Field Goals Made	29.8	23.8
2 Points Field Goals Made	28.1	22.9
3 Points Field Goals Made	1.6	0.9
Free Throws Made	11.1	6.5
Offensive Rebounds	8.6	7.3
Defensive Rebounds	27.4	22.0
Total Rebounds	36.0	29.3
Assists	21.9	16.5
Fouls	18.3	18.9
Turnovers	9.8	11.9
Steals	2.9	3.0
Blocked Shots	1.6	0.5
Points from Turnovers	14.3	8.8
Points in the Paint	40.3	33.5
Second Chance Points	7.3	6.3
Fast Break Points	7.1	5.5

LEGEND

%	Shooting Percentage	AS	Assists	BS	Blocked Shots	DR	Defensive Rebounds	FD	Fouls Drawn
GP	Games Played	M / A	Made / Attempts	MIN	Minutes Played	MPG	Minutes Played per Game	OR	Offensive Rebounds
PF	Fouls	PPG	Points per Game	PTS	Points	ST	Steals	TO	Turnovers
TOT	Total Rebounds								



Wheelchair Basketball

Men



Cumulative Statistics

USA - United States

After 8 games

No.	Name	Sport Class	GP	MIN	MPG	Field Goals		2 Points		3 Points		Free Throws		Rebounds			AS	TO	ST	BS	PF	FD	PTS	PPG				
						M / A	%	M / A	%	M / A	%	M / A	%	OR	DR	TOT												
7	TUREK Joshua	3.5	8	142	17:45	30/58	52	29/55	53	1/3	33	25/33	76	4	32	36	8	9	3	1	9	27	86	10.8				
12	NELMS Jason	2.5	8	200	24:57	33/90	37	29/78	37	4/12	33	14/19	74	1	10	11	20	12	5		6	17	84	10.5				
5	CHAMBERS Joseph	4.0	8	110	13:48	26/61	43	26/60	43	0/1	0	11/19	58	9	27	36	9	6	4	1	9	16	63	7.9				
10	SCOTT Matt	3.5	6	97	16:07	18/38	47	16/33	48	2/5	40	6/15	40	8	23	31	10	5	5		5	15	44	7.3				
11	SERIO Steven	3.5	7	151	21:37	22/36	61	22/36	61			6/6	100	3	17	20	33	10	6	1	11	10	50	7.1				
15	HINZE Nate	4.5	7	73	10:24	16/28	57	16/28	57			10/13	77	4	26	30	6	5	2		7	10	42	6.0				
6	LADE Jeremy	2.5	8	161	20:08	15/40	38	15/40	38			6/9	67	3	18	21	29	8	5		14	11	36	4.5				
14	SCHULTE Paul	3.0	8	125	15:37	15/31	48	15/30	50	0/1	0	6/10	60	5	16	21	23	6	6	3	11	11	36	4.5				
9	WALLER William	3.0	8	140	17:31	16/33	48	16/33	48			1/2	50	6	18	24	6	6	1		13	9	33	4.1				
8	JENIFER Trevon	2.5	8	161	20:08	7/17	41	7/17	41			1/6	17	5	21	26	5	8	1	5	18	17	15	1.9				
13	LYNCH Ian	1.0	8	140	17:28	5/13	38	5/12	42	0/1	0	2/4	50	3	9	12	7			1	11	3	12	1.5				
4	BARBER Eric	1.0	8	100	12:28	5/12	42	5/12	42						1	1	2	4	2			7	2	10	1.3			
Team / Coach																	4	17	21		9							
Totals						208/457	46	201/434	46	7/23	30	88/136	65	56	235	291	160	86	38	12	121	148	511	63.9				
Biggest Scoring Run						179/468	38	166/415	40	13/53	25	52/99	53	75	204	279	129	115	20	10	149	120	423	52.9				

AVERAGES PER GAME

	USA	Opponents
Points from Turnovers	98	57
Points in the Paint	290	220
Second Chance Points	45	61
Fast Break Points	78	23

	USA	Opponents
Total Field Goals Made	26.0	22.4
2 Points Field Goals Made	25.1	20.8
3 Points Field Goals Made	0.9	1.6
Free Throws Made	11.0	6.5
Offensive Rebounds	7.0	9.4
Defensive Rebounds	29.4	25.5
Total Rebounds	36.4	34.9
Assists	20.0	16.1
Fouls	15.1	18.6
Turnovers	10.8	14.4
Steals	4.8	2.5
Blocked Shots	1.5	1.3
Points from Turnovers	12.3	7.1
Points in the Paint	36.3	27.5
Second Chance Points	5.6	7.6
Fast Break Points	9.8	2.9

LEGEND

%	Shooting Percentage	AS	Assists	BS	Blocked Shots	DR	Defensive Rebounds	FD	Fouls Drawn
GP	Games Played	M / A	Made / Attempts	MIN	Minutes Played	MPG	Minutes Played per Game	OR	Offensive Rebounds
PF	Fouls	PPG	Points per Game	PTS	Points	ST	Steals	TO	Turnovers
TOT	Total Rebounds								



Wheelchair Basketball

Men



Cumulative Statistics

GBR - Great Britain

After 8 games

No.	Name	Sport Class	GP	MIN	MPG	Field Goals			2 Points		3 Points		Free Throws		Rebounds			AS	TO	ST	BS	PF	FD	PTS	PPG			
						M / A	%	M / A	%	M / A	%	M / A	%	OR	DR	TOT												
7	BYWATER Terry	4.5	8	209	26:06	58/115	50	55/98	56	3/17	18	14/18	78	11	44	55	40	14	1	1	16	23	133	16.6				
12	SAGAR Ian	3.0	8	220	27:29	35/54	65	35/54	65			11/22	50	7	48	55	5	7	2		11	27	81	10.1				
8	MUNN Simon	4.0	8	129	16:10	29/53	55	29/53	55			15/21	71	7	35	42	3	5	7		17	18	73	9.1				
10	JAMA Abdi	1.0	8	248	31:01	23/54	43	23/54	43			4/6	67	5	12	17	11	3	1		15	11	50	6.3				
5	HIGHCOCK Dan	4.5	8	82	10:17	22/45	49	20/40	50	2/5	40	3/9	33	3	21	24	6	4	1		6	9	49	6.1				
15	OROBEMI Ade	2.5	8	218	27:13	15/26	58	15/26	58			9/16	56	6	12	18	26	14	3	1	24	36	39	4.9				
4	CHOUDHRY Gaz	4.0	6	49	8:13	12/25	48	12/25	48			5/6	83	1	9	10	3	5			3	4	29	4.8				
9	POLLOCK Joni	2.5	7	121	17:18	12/41	29	6/22	27	6/19	32	1/6	17	2	10	12	33	8	1	2	13	4	31	4.4				
14	HALL Jon	3.0	8	105	13:08	14/39	36	14/39	36			2/3	67	2	11	13	13	6	1	1	7	6	30	3.8				
13	FINBOW Peter	2.0	8	91	11:21	7/14	50	7/14	50					4	9	13	14	4			8	4	14	1.8				
6	SEALY Matt	2.0	7	41	5:53	2/7	29	2/7	29			1/2	50	2	1	3	4	1	1		4	1	5	0.7				
11	BYRNE Matt	1.5	8	111	13:49	0/2	0	0/2	0			4/4	100	3	3	6		6	1		9	4	4	0.5				
Team / Coach																	9	13	22		13			1				
Totals						229/475	48	218/434	50	11/41	27	69/113	61	62	228	290	158	90	19	5	134	147	538	67.3				
Biggest Scoring Run						216/509	42	205/469	44	11/40	28	58/93	62	76	199	275	148	78	26	8	147	133	501	62.6				

AVERAGES PER GAME

	GBR	Opponents
Points from Turnovers	78	73
Points in the Paint	254	258
Second Chance Points	56	78
Fast Break Points	55	32

	GBR	Opponents
Total Field Goals Made	28.6	27.0
2 Points Field Goals Made	27.3	25.6
3 Points Field Goals Made	1.4	1.4
Free Throws Made	8.6	7.3
Offensive Rebounds	7.8	9.5
Defensive Rebounds	28.5	24.9
Total Rebounds	36.3	34.4
Assists	19.8	18.5
Fouls	16.8	18.4
Turnovers	11.3	9.8
Steals	2.4	3.3
Blocked Shots	0.6	1.0
Points from Turnovers	9.8	9.1
Points in the Paint	31.8	32.3
Second Chance Points	7.0	9.8
Fast Break Points	6.9	4.0

LEGEND

%	Shooting Percentage	AS	Assists	BS	Blocked Shots	DR	Defensive Rebounds	FD	Fouls Drawn
GP	Games Played	M / A	Made / Attempts	MIN	Minutes Played	MPG	Minutes Played per Game	OR	Offensive Rebounds
PF	Fouls	PPG	Points per Game	PTS	Points	ST	Steals	TO	Turnovers
TOT	Total Rebounds								



Wheelchair Basketball

Men



Cumulative Statistics

ESP - Spain

After 8 games

No.	Name	Sport Class	GP	MIN	MPG	Field Goals			2 Points			3 Points			Free Throws			Rebounds			AS	TO	ST	BS	PF	FD	PTS	PPG
						M / A	%	M / A	%	M / A	%	M / A	%	OR	DR	TOT												
5	de PAZ PAZO Diego	4.0	8	193	24:08	38/107	36	35/83	42	3/24	13	29/34	85	8	30	38	46	26	11	2	26	28	108	13.5				
10	GARCIA MORENO Ismael	4.0	8	211	26:20	42/82	51	41/75	55	1/7	14	18/25	72	8	37	45	16	15	11	2	23	23	103	12.9				
9	ZARZUELA BELTRAN Alejandro	3.0	8	303	37:55	44/78	56	44/77	57	0/1	0	11/25	44	12	38	50	19	19	12	3	18	30	99	12.4				
13	MUINO GAMEZ Rafael	2.0	8	255	31:53	22/53	42	20/48	42	2/5	40	19/37	51	5	26	31	37	14	3	1	9	34	65	8.1				
11	GARCIA PEREIRO Asier	4.0	8	146	18:16	29/62	47	29/58	50	0/4	0	6/11	55	10	25	35	15	6	4	2	25	13	64	8.0				
7	RODRIGUEZ MARTIN Daniel	1.0	7	205	29:17	11/24	46	11/24	46			6/10	60	9	6	15	6	7	1		18	15	28	4.0				
4	MENA PEREZ Roberto	4.0	5	44	8:49	8/17	47	8/17	47			2/2	100	1	6	7	5	2			6	2	18	3.6				
14	MOURIZ DOPICO David	2.5	6	58	9:44	6/16	38	5/12	42	1/4	25	2/13	15	3	5	8	9	5	1		6	13	15	2.5				
6	COSTAS de MIRANDA Bernabe	2.5	2	7	3:31	2/4	50	2/4	50					1	1	2	1	1	1		1		4	2.0				
15	LLAMBI RIERA Jaume	1.5	6	68	11:20	5/10	50	5/10	50			1/2	50	5	6	11	2	5	1		8	3	11	1.8				
12	ROMERO MARTIN Jesus	3.0	7	74	10:30	5/17	29	5/17	29			1/4	25	8	9	17	8	4	1		12	6	11	1.6				
8	SANCHEZ LARA Francisco	1.0	7	60	8:36							0/2	0	1		1					3	3						
Team / Coach														9	22	31		6										
Totals						212/470	45	205/425	48	7/45	16	95/165	58	80	211	291	164	112	46	10	155	170	526	65.8				
Biggest Scoring Run						207/475	44	197/434	45	10/41	24	71/130	55	79	208	287	142	118	34	12	172	153	495	61.9				

AVERAGES PER GAME

	ESP	Opponents
Points from Turnovers	106	78
Points in the Paint	328	298
Second Chance Points	66	61
Fast Break Points	68	53

	ESP	Opponents
Total Field Goals Made	26.5	25.9
2 Points Field Goals Made	25.6	24.6
3 Points Field Goals Made	0.9	1.3
Free Throws Made	11.9	8.9
Offensive Rebounds	10.0	9.9
Defensive Rebounds	26.4	26.0
Total Rebounds	36.4	35.9
Assists	20.5	17.8
Fouls	19.4	21.5
Turnovers	14.0	14.8
Steals	5.8	4.3
Blocked Shots	1.3	1.5
Points from Turnovers	13.3	9.8
Points in the Paint	41.0	37.3
Second Chance Points	8.3	7.6
Fast Break Points	8.5	6.6

LEGEND

%	Shooting Percentage	AS	Assists	BS	Blocked Shots	DR	Defensive Rebounds	FD	Fouls Drawn
GP	Games Played	M / A	Made / Attempts	MIN	Minutes Played	MPG	Minutes Played per Game	OR	Offensive Rebounds
PF	Fouls	PPG	Points per Game	PTS	Points	ST	Steals	TO	Turnovers
TOT	Total Rebounds								



Wheelchair Basketball

Men



Cumulative Statistics

GER - Germany

After 8 games

No.	Name	Sport Class	GP	MIN	MPG	Field Goals		2 Points			3 Points		Free Throws		Rebounds			AS	TO	ST	BS	PF	FD	PTS	PPG			
						M / A	%	M / A	%	M / A	%	M / A	%	OR	DR	TOT												
11	PASSIWAN Dirk	4.5	8	196	24:27	47/139	34	39/106	37	8/33	24	24/38	63	12	43	55	41	3	5	4	19	30	126	15.8				
8	BIENEK Andre	3.0	8	262	32:41	39/85	46	34/71	48	5/14	36	22/38	58	16	49	65	47	15	1		21	40	105	13.1				
12	WOLK Sebastian	4.0	8	151	18:48	29/53	55	29/52	56	0/1	0	8/21	38	15	28	43	4	6	5	3	24	20	66	8.3				
13	HALLER Jan	2.0	8	195	24:22	28/72	39	27/67	40	1/5	20	6/8	75	10	16	26	23	5	2	2	24	7	63	7.9				
14	BOEHME Thomas	3.0	8	135	16:50	18/51	35	17/45	38	1/6	17	5/10	50	6	19	25	15	8		1	8	13	42	5.3				
15	KOEHLER Dirk	4.0	8	114	14:17	15/32	47	15/32	47			7/11	64	10	27	37	2	5	4	2	13	9	37	4.6				
9	MAGENHEIM Sebastian	3.5	8	104	12:59	12/36	33	12/36	33			1/5	20	6	10	16	6	7			8	8	25	3.1				
7	GUNDERT Thomas	2.0	8	107	13:26	8/16	50	8/16	50			4/6	67	3	8	11	6	1	3	17	4	20	2.5					
6	HEIMBACH Matthias	1.0	8	191	23:52	7/16	44	7/16	44			3/7	43	4	4	8	3	9	1		19	8	17	2.1				
4	LOHMANN Bjoern	1.0	8	132	16:29	6/13	46	6/13	46			0/2	0	1	6	7	5	4			11	8	12	1.5				
10	KRESS Andreas	3.5	5	19	3:46	0/2	0	0/2	0			1/2	50	1	5	6	2				1	3	1	0.2				
5	ISMAIL Sercan	1.0	6	20	3:20	0/2	0	0/2	0					1	1	2						1						
Team / Coach																	3	7	10		6			1				
Totals						209/517	40	194/458	42	15/59	25	81/148	55	88	223	311	148	74	19	15	165	151	514	64.3				
Biggest Scoring Run						199/458	43	192/415	46	7/43	16	88/152	58	66	245	311	163	102	27	5	153	161	493	61.6				

AVERAGES PER GAME

	GER	Opponents
Points from Turnovers	72	53
Points in the Paint	246	260
Second Chance Points	73	53
Fast Break Points	62	56

	GER	Opponents
Total Field Goals Made	26.1	24.9
2 Points Field Goals Made	24.3	24.0
3 Points Field Goals Made	1.9	0.9
Free Throws Made	10.1	11.0
Offensive Rebounds	11.0	8.3
Defensive Rebounds	27.9	30.6
Total Rebounds	38.9	38.9
Assists	18.5	20.4
Fouls	20.6	19.1
Turnovers	9.3	12.8
Steals	2.4	3.4
Blocked Shots	1.9	0.6
Points from Turnovers	9.0	6.6
Points in the Paint	30.8	32.5
Second Chance Points	9.1	6.6
Fast Break Points	7.8	7.0

LEGEND

%	Shooting Percentage	AS	Assists	BS	Blocked Shots	DR	Defensive Rebounds	FD	Fouls Drawn
GP	Games Played	M / A	Made / Attempts	MIN	Minutes Played	MPG	Minutes Played per Game	OR	Offensive Rebounds
PF	Fouls	PPG	Points per Game	PTS	Points	ST	Steals	TO	Turnovers
TOT	Total Rebounds								



Wheelchair Basketball

Men



Cumulative Statistics

TUR - Turkey

After 8 games

No.	Name	Sport Class	GP	MIN	MPG	Field Goals			2 Points			3 Points		Free Throws		Rebounds			AS	TO	ST	BS	PF	FD	PTS	PPG
						M / A	%	M / A	%	M / A	%	M / A	%	OR	DR	TOT										
5	GURBULAK Ozgur	4.0	8	248	30:59	58/135	43	51/101	50	7/34	21	9/24	38	14	45	59	70	33	6	1	24	41	132	16.5		
13	GUMUS Ferit	3.0	8	221	27:35	45/85	53	43/79	54	2/6	33	19/33	58	10	33	43	18	5	1	3	20	28	111	13.9		
10	GEZINCI Cem	4.5	8	176	22:03	36/59	61	36/58	62	0/1	0	8/18	44	12	53	65	12	12	4	1	12	15	80	10.0		
8	AR Ismail	1.0	8	274	34:16	27/43	63	26/42	62	1/1	100	6/16	38	13	19	32	8	13	1		23	16	61	7.6		
11	DALAY Kaan	2.0	8	141	17:40	25/53	47	25/53	47			1/9	11	12	5	17	15	11	3	1	9	6	51	6.4		
9	ACAR Deniz	2.5	8	140	17:28	17/39	44	17/37	46	0/2	0	2/6	33	5	8	13	6	6	2		8	9	36	4.5		
12	YILMAZ Bulent	3.5	8	51	6:23	11/24	46	11/24	46			9/17	53	5	2	7	11	4	1		5	13	31	3.9		
4	ERCAN Aytac	4.0	8	98	12:15	14/33	42	14/32	44	0/1	0	1/2	50	9	21	30	13	7	2	1	12	4	29	3.6		
14	ARSLANOGLU Murat	3.5	6	45	7:31	5/14	36	5/14	36			4/6	67	2	12	14	3	2			4	3	14	2.3		
7	TURAN Ali Asker	3.5	8	74	9:17	4/15	27	4/11	36	0/4	0	0/2	0	2	5	7	10	9	4	1	5	5	8	1.0		
6	GUNDOGDU Fikri	1.0	7	78	11:05	0/1	0	0/1	0			2/2	100	2	4	6					4	3	2	0.3		
15	BOZ Bestami	1.5	8	78	9:47	0/5	0	0/5	0					2	3	5	1	1	1		15	1				
Team / Coach														10	16	26		4			3					
Totals						242/506	48	232/457	51	10/49	20	61/135	45	98	226	324	167	110	25	8	141	144	555	69.4		
Biggest Scoring Run						223/533	42	210/482	44	13/51	25	78/127	61	93	201	294	172	80	29	7	146	138	537	67.1		

AVERAGES PER GAME

	TUR	Opponents
Points from Turnovers	74	105
Points in the Paint	390	284
Second Chance Points	97	63
Fast Break Points	67	60

	TUR	Opponents
Total Field Goals Made	30.3	27.9
2 Points Field Goals Made	29.0	26.3
3 Points Field Goals Made	1.3	1.6
Free Throws Made	7.6	9.8
Offensive Rebounds	12.3	11.6
Defensive Rebounds	28.3	25.1
Total Rebounds	40.5	36.8
Assists	20.9	21.5
Fouls	17.6	18.3
Turnovers	13.8	10.0
Steals	3.1	3.6
Blocked Shots	1.0	0.9
Points from Turnovers	9.3	13.1
Points in the Paint	48.8	35.5
Second Chance Points	12.1	7.9
Fast Break Points	8.4	7.5

LEGEND

%	Shooting Percentage	AS	Assists	BS	Blocked Shots	DR	Defensive Rebounds	FD	Fouls Drawn
GP	Games Played	M / A	Made / Attempts	MIN	Minutes Played	MPG	Minutes Played per Game	OR	Offensive Rebounds
PF	Fouls	PPG	Points per Game	PTS	Points	ST	Steals	TO	Turnovers
TOT	Total Rebounds								



Wheelchair Basketball

Men



Cumulative Statistics

POL - Poland

After 8 games

No.	Name	Sport Class	GP	MIN	MPG	Field Goals			2 Points			3 Points		Free Throws		Rebounds			AS	TO	ST	BS	PF	FD	PTS	PPG
						M / A	%	M / A	%	M / A	%	M / A	%	OR	DR	TOT										
5	FILIPSKI Mateusz	4.0	8	285	35:40	76/156	49	67/118	57	9/38	24	23/30	77	13	43	56	65	16	9	1	26	40	184	23.0		
11	LUSZYNSKI Piotr	4.5	8	214	26:48	50/93	54	46/71	65	4/22	18	10/12	83	6	61	67	45	21	2		16	21	114	14.3		
12	BALCEROWSKI Marcin	1.0	8	266	33:17	33/67	49	33/66	50	0/1	0	7/12	58	14	17	31	22	8	6		13	14	73	9.1		
10	BANDURA Krzysztof	4.0	8	112	14:02	20/47	43	20/47	43			1/3	33	3	5	8	6	7		1	10	7	41	5.1		
15	CYRUL Jan	3.0	8	191	23:52	13/20	65	13/19	68	0/1	0	1/1	100	1	13	14	9	6	2	1	21	2	27	3.4		
6	MACEK Andrzej	1.5	8	138	17:14	12/25	48	12/25	48			1/3	33	4	3	7	1	6			7	3	25	3.1		
13	MOSLER Dominik	4.0	8	102	12:41	12/33	36	12/33	36			1/2	50	9	16	25	7	9			18	7	25	3.1		
9	WROBEL Marcin	1.0	8	169	21:05	11/29	38	11/29	38					4	2	6	4	3	4		12	4	22	2.8		
8	PIETRZYK Krzysztof	1.0	5	31	6:07	3/4	75	3/4	75					1	1	2		3			2		6	1.2		
7	WISNIK Robert	4.0	6	32	5:18	1/9	11	1/9	11					3	3	6	1	5			6		2	0.3		
4	GORZKOWICZ Slawomir	3.0	5	23	4:41							1/2	50	1	1	2					2	3	1	0.2		
14	DARNIKOWSKI Piotr	1.0	5	36	7:17									1	2	3		2			5					
Team / Coach														7	15	22		9			1					
Totals						231/483	48	218/421	52	13/62	21	45/65	69	67	182	249	160	95	23	3	138	101	520	65.0		
Biggest Scoring Run						243/479	51	232/437	53	11/42	26	77/128	60	75	186	261	176	73	28	14	103	137	574	71.8		

AVERAGES PER GAME

	POL	Opponents
Points from Turnovers	71	93
Points in the Paint	302	320
Second Chance Points	54	80
Fast Break Points	70	73

	POL	Opponents
Total Field Goals Made	28.9	30.4
2 Points Field Goals Made	27.3	29.0
3 Points Field Goals Made	1.6	1.4
Free Throws Made	5.6	9.6
Offensive Rebounds	8.4	9.4
Defensive Rebounds	22.8	23.3
Total Rebounds	31.1	32.6
Assists	20.0	22.0
Fouls	17.3	12.9
Turnovers	11.9	9.1
Steals	2.9	3.5
Blocked Shots	0.4	1.8
Points from Turnovers	8.9	11.6
Points in the Paint	37.8	40.0
Second Chance Points	6.8	10.0
Fast Break Points	8.8	9.1

LEGEND

%	Shooting Percentage	AS	Assists	BS	Blocked Shots	DR	Defensive Rebounds	FD	Fouls Drawn
GP	Games Played	M / A	Made / Attempts	MIN	Minutes Played	MPG	Minutes Played per Game	OR	Offensive Rebounds
PF	Fouls	PPG	Points per Game	PTS	Points	ST	Steals	TO	Turnovers
TOT	Total Rebounds								



Wheelchair Basketball

Men



Cumulative Statistics

JPN - Japan

After 6 games

No.	Name	Sport Class	GP	MIN	MPG	Field Goals			2 Points		3 Points		Free Throws		Rebounds			AS	TO	ST	BS	PF	FD	PTS	PPG		
						M / A	%	M / A	%	M / A	%	M / A	%	OR	DR	TOT											
15	FUJIMOTO Reo	4.5	6	217	36:10	44/120	37	42/112	38	2/8	25	17/26	65	5	51	56	16	16	8	16	27	107	17.8				
7	KOZAI Hiroaki	3.5	6	158	26:18	28/83	34	22/60	37	6/23	26	8/14	57	4	26	30	31	8	2	15	17	70	11.7				
5	MASUBUCHI Tomomi	3.0	6	145	24:12	23/46	50	23/45	51	0/1	0	6/8	75	2	15	17	14	12	3	12	7	52	8.7				
13	MIYAJIMA Tetsuya	4.0	6	89	14:52	16/30	53	16/29	55	0/1	0	7/15	47	9	14	23	8	7	3	4	10	17	39	6.5			
4	FUJII Shingo	1.5	6	164	27:15	17/22	77	17/22	77			2/7	29	5	15	20	15	6	1	8	7	36	6.0				
12	SHIROMARU Fumiaki	3.5	6	38	6:19	4/13	31	4/13	31			2/2	100	1	3	4	3	3		5	2	10	1.7				
11	TOYOSHIMA Akira	2.0	6	77	12:54	4/14	29	4/14	29			1/2	50	2	1	3	6	7	2	9	3	9	1.5				
9	SUZUKI Akimasa	3.5	5	49	9:50	3/11	27	3/11	27			0/2	0	3	7	10	4	3		4	3	6	1.2				
8	SATO Satoshi	1.0	6	54	8:55	2/3	67	2/3	67			0/1	0	1	4	5	1	1		3	4	4	0.7				
6	TOKAIRIN Kazuyuki	1.0	6	142	23:40	1/2	50	1/2	50					2	4	6	1	2		14	4	2	0.3				
14	NAKAZAWA Masato	4.0	6	24	3:56	1/3	33	1/3	33					1	5	6				1		2	0.3				
10	KYOYA Kazuyuki	1.0	6	43	7:13	0/1	0	0/1	0					2	4	6	2	1		5							
Team / Coach																	2	15	17		2						
Totals						143/348	41	135/315	43	8/33	24	43/77	56	39	164	203	101	68	17	6	102	91	337	56.2			
Biggest Scoring Run						177/396	45	170/369	46	7/27	26	29/57	51	63	179	242	113	57	25	5	93	100	390	65.0			

AVERAGES PER GAME

	JPN	Opponents
Points from Turnovers	44	60
Points in the Paint	188	230
Second Chance Points	35	50
Fast Break Points	43	49

	JPN	Opponents
Total Field Goals Made	23.8	29.5
2 Points Field Goals Made	22.5	28.3
3 Points Field Goals Made	1.3	1.2
Free Throws Made	7.2	4.8
Offensive Rebounds	6.5	10.5
Defensive Rebounds	27.3	29.8
Total Rebounds	33.8	40.3
Assists	16.8	18.8
Fouls	17.0	15.5
Turnovers	11.3	9.5
Steals	2.8	4.2
Blocked Shots	1.0	0.8
Points from Turnovers	7.3	10.0
Points in the Paint	31.3	38.3
Second Chance Points	5.8	8.3
Fast Break Points	7.2	8.2

LEGEND

%	Shooting Percentage	AS	Assists	BS	Blocked Shots	DR	Defensive Rebounds	FD	Fouls Drawn
GP	Games Played	M / A	Made / Attempts	MIN	Minutes Played	MPG	Minutes Played per Game	OR	Offensive Rebounds
PF	Fouls	PPG	Points per Game	PTS	Points	ST	Steals	TO	Turnovers
TOT	Total Rebounds								



Wheelchair Basketball

Men



Cumulative Statistics

ITA - Italy

After 6 games

No.	Name	Sport Class	GP	MIN	MPG	Field Goals			2 Points			3 Points		Free Throws		Rebounds			AS	TO	ST	BS	PF	FD	PTS	PPG
						M / A	%	M / A	%	M / A	%	M / A	%	OR	DR	TOT										
12	CAVAGNINI Matteo	4.5	6	202	33:41	52/109	48	52/109	48			15/33	45	10	49	59	12	4	11	4	18	36	119	19.8		
6	MOUKHARIQ Amine	3.0	6	163	27:07	25/69	36	21/54	39	4/15	27	1/6	17	5	16	21	28	7	4		14	19	55	9.2		
8	MARCHIONNI Galliano	4.5	6	94	15:40	15/43	35	15/39	38	0/4	0	6/7	86	2	7	9	17	11	2		14	9	36	6.0		
11	PELLEGRINI Alberto	4.5	6	113	18:47	10/31	32	10/31	32			3/4	75	13	27	40	7	4	2		12	5	23	3.8		
14	RAOURAHI Ahmed	1.5	6	95	15:49	11/26	42	11/26	42			1/10	10	8	2	10	8	4	3		12	6	23	3.8		
4	RAIMONDI Fabio	2.0	6	83	13:51	8/28	29	4/14	29	4/14	29	3/6	50		4	4	14	8	1		8	5	23	3.8		
10	AIROLDI Damiano	1.0	6	165	27:25	7/16	44	7/16	44					5	6	11	12	5			14	3	14	2.3		
9	di BERNARDO Vincenzo	3.0	5	59	11:44	4/15	27	4/14	29	0/1	0	1/3	33		4	4	1	4	1		6	2	9	1.8		
15	SANNA ALI Mohamed	1.5	5	58	11:30	3/11	27	3/11	27						4	4	6	3	1		1	1	6	1.2		
7	DAMIANO Nicola	1.0	6	116	19:15	3/12	25	3/12	25						5	5	6	2	1		10	1	6	1.0		
13	BERNARDIS Fabio	2.5	4	28	7:03	2/8	25	2/7	29	0/1	0			1	1	2	3	1	1		4		4	1.0		
5	GENINAZZI Jacopo	4.0	4	26	6:26	1/5	20	1/5	20						4	4	8	1			2		2	0.5		
Team / Coach														6	8	14		10			1					
Totals						141/373	38	133/338	39	8/35	23	30/69	43	54	137	191	115	63	27	4	115	87	320	53.3		
Biggest Scoring Run						148/301	49	143/287	50	5/14	36	72/119	61	38	190	228	106	100	22	9	89	114	373	62.2		

AVERAGES PER GAME

	ITA	Opponents
Points from Turnovers	69	59
Points in the Paint	150	212
Second Chance Points	42	45
Fast Break Points	27	57

	ITA	Opponents
Total Field Goals Made	23.5	24.7
2 Points Field Goals Made	22.2	23.8
3 Points Field Goals Made	1.3	0.8
Free Throws Made	5.0	12.0
Offensive Rebounds	9.0	6.3
Defensive Rebounds	22.8	31.7
Total Rebounds	31.8	38.0
Assists	19.2	17.7
Fouls	19.2	14.8
Turnovers	10.5	16.7
Steals	4.5	3.7
Blocked Shots	0.7	1.5
Points from Turnovers	11.5	9.8
Points in the Paint	25.0	35.3
Second Chance Points	7.0	7.5
Fast Break Points	4.5	9.5

LEGEND

%	Shooting Percentage	AS	Assists	BS	Blocked Shots	DR	Defensive Rebounds	FD	Fouls Drawn
GP	Games Played	M / A	Made / Attempts	MIN	Minutes Played	MPG	Minutes Played per Game	OR	Offensive Rebounds
PF	Fouls	PPG	Points per Game	PTS	Points	ST	Steals	TO	Turnovers
TOT	Total Rebounds								



Wheelchair Basketball

Men



Cumulative Statistics

COL - Colombia

After 6 games

No.	Name	Sport Class	GP	MIN	MPG	Field Goals			2 Points			3 Points		Free Throws		Rebounds			AS	TO	ST	BS	PF	FD	PTS	PPG		
						M / A	%	M / A	%	M / A	%	M / A	%	OR	DR	TOT												
7	SANZ LONDONO Nelson	4.5	6	196	32:36	49/96	51	49/94	52	0/2	0	4/13	31	6	46	52	22	11	7		17	27	102	17.0				
15	HAWKINS Rodney	4.0	6	196	32:35	31/62	50	31/61	51	0/1	0	8/21	38	15	62	77	10	12	11	4	13	31	70	11.7				
5	ALZATE Guillermo	1.5	6	172	28:41	13/36	36	13/36	36			1/3	33	5	4	9	5	12	1		15	2	27	4.5				
12	CHAPARRO Miguel	1.0	6	209	34:50	10/37	27	10/37	27			2/4	50	9	10	19	25	18	6	1	15	6	22	3.7				
11	HERNANDEZ Jhon	3.5	6	40	6:40	11/26	42	11/25	44	0/1	0			4	3	7	2	6			5	2	22	3.7				
10	LEEP IPEMA Jose	3.0	6	142	23:36	8/34	24	7/27	26	1/7	14	4/14	29	7	6	13	17	13			5	18	21	3.5				
4	CAPACHO Diego	3.0	6	72	12:04	7/24	29	7/22	32	0/2	0	1/2	50	1	5	6	9	7	1		9	4	15	2.5				
14	DIAZ TORRES Daniel	4.5	6	55	9:09	7/23	30	7/22	32	0/1	0	1/4	25	1	4	5	3		2		8	4	15	2.5				
6	RIOS ROA Wilman	3.5	4	25	6:21	3/8	38	3/8	38			2/2	100	4	7	11	2		1		3	1	8	2.0				
9	GARCIA German	1.0	6	93	15:31	2/5	40	2/5	40						1	1	3		3		6		4	0.7				
Team / Coach																	7	12	19		9			1				
Totals						141/351	40	140/337	42	1/14	7	23/63	37	59	160	219	98	88	32	5	96	95	306	51.0				
Biggest Scoring Run						155/343	45	146/316	46	9/27	33	51/83	61	40	169	209	125	68	21	4	96	93	370	61.7				

	COL	Opponents
Points from Turnovers	69	89
Points in the Paint	206	204
Second Chance Points	36	33
Fast Break Points	51	46

AVERAGES PER GAME

	COL	Opponents
Total Field Goals Made	23.5	25.8
2 Points Field Goals Made	23.3	24.3
3 Points Field Goals Made	0.2	1.5
Free Throws Made	3.8	8.5
Offensive Rebounds	9.8	6.7
Defensive Rebounds	26.7	28.2
Total Rebounds	36.5	34.8
Assists	16.3	20.8
Fouls	16.0	16.0
Turnovers	14.7	11.3
Steals	5.3	3.5
Blocked Shots	0.8	0.7
Points from Turnovers	11.5	14.8
Points in the Paint	34.3	34.0
Second Chance Points	6.0	5.5
Fast Break Points	8.5	7.7

LEGEND

%	Shooting Percentage	AS	Assists	BS	Blocked Shots	DR	Defensive Rebounds	FD	Fouls Drawn
GP	Games Played	M / A	Made / Attempts	MIN	Minutes Played	MPG	Minutes Played per Game	OR	Offensive Rebounds
PF	Fouls	PPG	Points per Game	PTS	Points	ST	Steals	TO	Turnovers
TOT	Total Rebounds								



Wheelchair Basketball

Men



Cumulative Statistics

RSA - South Africa

After 6 games

No.	Name	Sport Class	GP	MIN	MPG	Field Goals			2 Points			3 Points			Free Throws			Rebounds			AS	TO	ST	BS	PF	FD	PTS	PPG
						M / A	%	M / A	%	M / A	%	M / A	%	OR	DR	TOT												
15	NORTJE Richard	4.5	6	187	31:10	35/88	40	33/74	45	2/14	14	19/29	66	6	40	46	18	23	5	3	17	37	91	15.2				
13	JELLOWS Stuart	4.5	6	101	16:50	18/44	41	18/43	42	0/1	0	7/18	39	10	17	27	6	12	5		13	17	43	7.2				
10	PAPENFUS Marius	2.5	6	189	31:25	16/54	30	16/53	30	0/1	0	3/4	75	6	16	22	25	17	1		10	7	35	5.8				
12	MBANDE Luvuyo	3.5	6	110	18:17	11/32	34	11/32	34			4/7	57	5	9	14	7	4	1	1	10	6	26	4.3				
9	GUMBI Siphamandla	2.5	6	95	15:52	9/32	28	9/32	28			1/4	25	3	6	9	5	20	1		8	6	19	3.2				
14	VELLOEN Jacobus	4.5	6	50	8:23	3/17	18	3/17	18			3/4	75	1	12	13	3	7	1	1	12	3	9	1.5				
7	GOVENDER Justin	1.0	6	96	16:00	2/9	22	2/9	22			1/1	100	2	3	5					11	3	5	0.8				
6	OESCHGER Kobus	2.5	5	41	8:17	2/6	33	2/6	33						2	2	3	5			3	3	4	0.8				
5	LOUW Kyle	1.5	6	130	21:40	2/7	29	2/7	29					2	7	9		7	1		15	8	4	0.7				
8	van NIEKERK Samuel	2.5	5	57	11:20	1/12	8	1/12	8					1	2	3	4	7			7	3	2	0.4				
4	RETIEF Marcus	1.0	6	112	18:41	1/5	20	1/4	25	0/1	0				5	5	3	1			11	1	2	0.3				
11	MOOKETSI Gift	2.5	5	32	6:19	0/6	0	0/6	0			0/2	0		4	4	1	5			4	1						
Team / Coach														7	12	19		17			1							
Totals						100/312	32	98/295	33	2/17	12	38/69	55	43	135	178	75	127	15	5	122	95	240	40.0				
Biggest Scoring Run						205/387	53	201/367	55	4/20	20	67/126	53	68	180	248	150	61	51	10	97	120	481	80.2				

AVERAGES PER GAME

	RSA	Opponents
Points from Turnovers	33	151
Points in the Paint	146	316
Second Chance Points	34	67
Fast Break Points	23	101

	RSA	Opponents
Total Field Goals Made	16.7	34.2
2 Points Field Goals Made	16.3	33.5
3 Points Field Goals Made	0.3	0.7
Free Throws Made	6.3	11.2
Offensive Rebounds	7.2	11.3
Defensive Rebounds	22.5	30.0
Total Rebounds	29.7	41.3
Assists	12.5	25.0
Fouls	20.3	16.2
Turnovers	21.2	10.2
Steals	2.5	8.5
Blocked Shots	0.8	1.7
Points from Turnovers	5.5	25.2
Points in the Paint	24.3	52.7
Second Chance Points	5.7	11.2
Fast Break Points	3.8	16.8

LEGEND

%	Shooting Percentage	AS	Assists	BS	Blocked Shots	DR	Defensive Rebounds	FD	Fouls Drawn
GP	Games Played	M / A	Made / Attempts	MIN	Minutes Played	MPG	Minutes Played per Game	OR	Offensive Rebounds
PF	Fouls	PPG	Points per Game	PTS	Points	ST	Steals	TO	Turnovers
TOT	Total Rebounds								



Wheelchair Basketball

Men



Overall Team Statistics

As of SAT 8 SEP 2012

Team	GP		Field Goals		2 Points		3 Points		Free Throws		Rebounds			AS	TO	ST	BS	PF	FD	PTS	PPG
			M / A	%	M / A	%	M / A	%	M / A	%	OR	DR	TOT								
AUS	8	For	238/467	51	225/421	53	13/46	28	89/137	65	69	219	288	175	78	23	13	146	146	578	72.3
		Agn	190/445	43	183/405	45	7/40	18	52/103	50	58	176	234	132	95	24	4	151	145	439	54.9
CAN	8	For	241/482	50	232/463	50	9/19	47	81/131	62	70	211	281	172	65	37	9	118	156	572	71.5
		Agn	193/447	43	186/402	46	7/45	16	48/91	53	54	194	248	137	109	14	7	157	117	441	55.1
COL	6	For	141/351	40	140/337	42	1/14	7	23/63	37	59	160	219	98	88	32	5	96	95	306	51.0
		Agn	155/343	45	146/316	46	9/27	33	51/83	61	40	169	209	125	68	21	4	96	93	370	61.7
ESP	8	For	212/470	45	205/425	48	7/45	16	95/165	58	80	211	291	164	112	46	10	155	170	526	65.8
		Agn	207/475	44	197/434	45	10/41	24	71/130	55	79	208	287	142	118	34	12	172	153	495	61.9
GBR	8	For	229/475	48	218/434	50	11/41	27	69/113	61	62	228	290	158	90	19	5	134	147	538	67.3
		Agn	216/509	42	205/469	44	11/40	28	58/93	62	76	199	275	148	78	26	8	147	133	501	62.6
GER	8	For	209/517	40	194/458	42	15/59	25	81/148	55	88	223	311	148	74	19	15	165	151	514	64.3
		Agn	199/458	43	192/415	46	7/43	16	88/152	58	66	245	311	163	102	27	5	153	161	493	61.6
ITA	6	For	141/373	38	133/338	39	8/35	23	30/69	43	54	137	191	115	63	27	4	115	87	320	53.3
		Agn	148/301	49	143/287	50	5/14	36	72/119	61	38	190	228	106	100	22	9	89	114	373	62.2
JPN	6	For	143/348	41	135/315	43	8/33	24	43/77	56	39	164	203	101	68	17	6	102	91	337	56.2
		Agn	177/396	45	170/369	46	7/27	26	29/57	51	63	179	242	113	57	25	5	93	100	390	65.0
POL	8	For	231/483	48	218/421	52	13/62	21	45/65	69	67	182	249	160	95	23	3	138	101	520	65.0
		Agn	243/479	51	232/437	53	11/42	26	77/128	60	75	186	261	176	73	28	14	103	137	574	71.8
RSA	6	For	100/312	32	98/295	33	2/17	12	38/69	55	43	135	178	75	127	15	5	122	95	240	40.0
		Agn	205/387	53	201/367	55	4/20	20	67/126	53	68	180	248	150	61	51	10	97	120	481	80.2
TUR	8	For	242/506	48	232/457	51	10/49	20	61/135	45	98	226	324	167	110	25	8	141	144	555	69.4
		Agn	223/533	42	210/482	44	13/51	25	78/127	61	93	201	294	172	80	29	7	146	138	537	67.1
USA	8	For	208/457	46	201/434	46	7/23	30	88/136	65	56	235	291	160	86	38	12	121	148	511	63.9
		Agn	179/468	38	166/415	40	13/53	25	52/99	53	75	204	279	129	115	20	10	149	120	423	52.9
Totals	44		2335/5241	45	2231/4798	46	104/443	23	743/1308	57	785	2331	3116	1693	1056	321	95	1553	1531	5517	125.4
Avg. per Game			53/119		51/109		2/10		17/30		18	53	71	38	24	7	2	35	35	125.4	

LEGEND			
%	Shooting Percentage	Agn	Against
DR	Defensive Rebounds	FD	Fouls Drawn
PF	Fouls	PPG	Points per Game
TOT	Total Rebounds		
AS	Assists	GP	Games Played
PTS	Points		
Avg.	Average	M / A	Made / Attempts
BS	Blocked Shots	ST	Steals
OR	Offensive Rebounds		
TO	Turnovers		



Team Statistics

As of SAT 8 SEP 2012

TOTAL FIELD GOALS %

Rk	Team	GP	M / A	%
1	AUS	8	238 / 467	51.0
2	CAN	8	241 / 482	50.0
3	GBR	8	229 / 475	48.2
4	TUR	8	242 / 506	47.8
5	POL	8	231 / 483	47.8
6	USA	8	208 / 457	45.5
7	ESP	8	212 / 470	45.1
8	JPN	6	143 / 348	41.1
9	GER	8	209 / 517	40.4
10	COL	6	141 / 351	40.2
11	ITA	6	141 / 373	37.8
12	RSA	6	100 / 312	32.1

2 POINTS FIELD GOALS %

Rk	Team	GP	M / A	%
1	AUS	8	225 / 421	53.4
2	POL	8	218 / 421	51.8
3	TUR	8	232 / 457	50.8
4	GBR	8	218 / 434	50.2
5	CAN	8	232 / 463	50.1
6	ESP	8	205 / 425	48.2
7	USA	8	201 / 434	46.3
8	JPN	6	135 / 315	42.9
9	GER	8	194 / 458	42.4
10	COL	6	140 / 337	41.5
11	ITA	6	133 / 338	39.3
12	RSA	6	98 / 295	33.2

3 POINTS FIELD GOALS %

Rk	Team	GP	M / A	%
1	CAN	8	9 / 19	47.4
2	USA	8	7 / 23	30.4
3	AUS	8	13 / 46	28.3
4	GBR	8	11 / 41	26.8
5	GER	8	15 / 59	25.4
6	JPN	6	8 / 33	24.2
7	ITA	6	8 / 35	22.9
8	POL	8	13 / 62	21.0
9	TUR	8	10 / 49	20.4
10	ESP	8	7 / 45	15.6
11	RSA	6	2 / 17	11.8
12	COL	6	1 / 14	7.1

FREE THROWS %

Rk	Team	GP	M / A	%
1	POL	8	45 / 65	69.2
2	AUS	8	89 / 137	65.0
3	USA	8	88 / 136	64.7
4	CAN	8	81 / 131	61.8
5	GBR	8	69 / 113	61.1
6	ESP	8	95 / 165	57.6
7	JPN	6	43 / 77	55.8
8	RSA	6	38 / 69	55.1
9	GER	8	81 / 148	54.7
10	TUR	8	61 / 135	45.2
11	ITA	6	30 / 69	43.5
12	COL	6	23 / 63	36.5

POINTS FOR

Rk	Team	GP	Total	Avg
1	AUS	8	578	72.3
2	CAN	8	572	71.5
3	TUR	8	555	69.4
4	GBR	8	538	67.3
5	ESP	8	526	65.8
6	POL	8	520	65.0
7	GER	8	514	64.3
8	USA	8	511	63.9
9	JPN	6	337	56.2
10	ITA	6	320	53.3
11	COL	6	306	51.0
12	RSA	6	240	40.0

POINTS AGAINST

Rk	Team	GP	Total	Avg
1	USA	8	423	52.9
2	AUS	8	439	54.9
3	CAN	8	441	55.1
4	GER	8	493	61.6
5	COL	6	370	61.7
6	ESP	8	495	61.9
7	ITA	6	373	62.2
8	GBR	8	501	62.6
9	JPN	6	390	65.0
10	TUR	8	537	67.1
11	POL	8	574	71.8
12	RSA	6	481	80.2

REBOUNDS

Rk	Team	GP	Off	Def	Total	Avg
1	TUR	8	98	226	324	40.5
2	GER	8	88	223	311	38.9
3	COL	6	59	160	219	36.5
4	ESP	8	80	211	291	36.4
4	USA	8	56	235	291	36.4
6	GBR	8	62	228	290	36.3
7	AUS	8	69	219	288	36.0
8	CAN	8	70	211	281	35.1
9	JPN	6	39	164	203	33.8
10	ITA	6	54	137	191	31.8
11	POL	8	67	182	249	31.1
12	RSA	6	43	135	178	29.7

ASSISTS

Rk	Team	GP	Total	Avg
1	AUS	8	175	21.9
2	CAN	8	172	21.5
3	TUR	8	167	20.9
4	ESP	8	164	20.5
5	POL	8	160	20.0
5	USA	8	160	20.0
7	GBR	8	158	19.8
8	ITA	6	115	19.2
9	GER	8	148	18.5
10	JPN	6	101	16.8
11	COL	6	98	16.3
12	RSA	6	75	12.5

FOULS

Rk	Team	GP	Total	Avg
1	GER	8	165	20.6
2	RSA	6	122	20.3
3	ESP	8	155	19.4
4	ITA	6	115	19.2
5	AUS	8	146	18.3
6	TUR	8	141	17.6
7	POL	8	138	17.3
8	JPN	6	102	17.0
9	GBR	8	134	16.8
10	COL	6	96	16.0
11	USA	8	121	15.1
12	CAN	8	118	14.8

TURNOVERS

Rk	Team	GP	Total	Avg
1	RSA	6	127	21.2
2	COL	6	88	14.7
3	ESP	8	112	14.0
4	TUR	8	110	13.8
5	POL	8	95	11.9
6	JPN	6	68	11.3
7	GBR	8	90	11.3
8	USA	8	86	10.8
9	ITA	6	63	10.5
10	AUS	8	78	9.8
11	GER	8	74	9.3
12	CAN	8	65	8.1

STEALS

Rk	Team	GP	Total	Avg
1	ESP	8	46	5.8
2	COL	6	32	5.3
3	USA	8	38	4.8
4	CAN	8	37	4.6
5	ITA	6	27	4.5
6	TUR	8	25	3.1
7	AUS	8	23	2.9
7	POL	8	23	2.9
9	JPN	6	17	2.8
10	RSA	6	15	2.5
11	GBR	8	19	2.4
11	GER	8	19	2.4

BLOCKED SHOTS

Rk	Team	GP	Total	Avg
1	GER	8	15	1.9
2	AUS	8	13	1.6
3	USA	8	12	1.5
4	ESP	8	10	1.3
5	CAN	8	9	1.1
6	JPN	6	6	1.0
6	TUR	8	8	1.0
8	COL	6	5	0.8
8	RSA	6	5	0.8
10	ITA	6	4	0.7
11	GBR	8	5	0.6
12	POL	8	3	0.4

LEGEND

%	Shooting Percentage	Avg	Average per Game	Def	Defensive Rebounds	GP	Games Played
M / A	Made / Attempts	Off	Offensive Rebounds	Rk	Rank		



Individual Statistics

As of SAT 8 SEP 2012

POINTS (by average)

Rk	Name	Team	GP	Total	Avg
1	ANDERSON Patrick	CAN	8	200	25.0
2	FILIPSKI Mateusz	POL	8	184	23.0
3	CAVAGNINI Matteo	ITA	6	119	19.8
4	FUJIMOTO Reo	JPN	6	107	17.8
5	SANZ LONDONO Nelson	COL	6	102	17.0
6	BYWATER Terry	GBR	8	133	16.6
7	GURBULAK Ozgur	TUR	8	132	16.5
8	PASSIWAN Dirk	GER	8	126	15.8
9	EVESON Justin	AUS	8	125	15.6
10	NORRIS Shaun	AUS	8	123	15.4

POINTS (by total)

Rk	Name	Team	GP	Avg	Total
1	ANDERSON Patrick	CAN	8	25.0	200
2	FILIPSKI Mateusz	POL	8	23.0	184
3	BYWATER Terry	GBR	8	16.6	133
4	GURBULAK Ozgur	TUR	8	16.5	132
5	PASSIWAN Dirk	GER	8	15.8	126
6	EVESON Justin	AUS	8	15.6	125
7	NORRIS Shaun	AUS	8	15.4	123
8	CAVAGNINI Matteo	ITA	6	19.8	119
9	LUSZYNSKI Piotr	POL	8	14.3	114
10	GUMUS Ferit	TUR	8	13.9	111

REBOUNDS

Rk	Name	Team	GP	Off	Def	Total	Avg
1	HAWKINS Rodney	COL	6	15	62	77	12.8
2	ANDERSON Patrick	CAN	8	17	71	88	11.0
3	CAVAGNINI Matteo	ITA	6	10	49	59	9.8
4	FUJIMOTO Reo	JPN	6	5	51	56	9.3
5	SANZ LONDONO Nelson	COL	6	6	46	52	8.7
6	EVESON Justin	AUS	8	13	55	68	8.5
7	LUSZYNSKI Piotr	POL	8	6	61	67	8.4
8	BIENEK Andre	GER	8	16	49	65	8.1
9	GEZINCI Cem	TUR	8	12	53	65	8.1
10	NORTJE Richard	RSA	6	6	40	46	7.7

ASSISTS

Rk	Name	Team	GP	Total	Avg
1	GURBULAK Ozgur	TUR	8	70	8.8
2	FILIPSKI Mateusz	POL	8	65	8.1
3	ANDERSON Patrick	CAN	8	64	8.0
4	EVESON Justin	AUS	8	48	6.0
5	BIENEK Andre	GER	8	47	5.9
6	de PAZ PAZO Diego	ESP	8	46	5.8
7	LUSZYNSKI Piotr	POL	8	45	5.6
8	NORRIS Shaun	AUS	8	42	5.3
9	KOZAI Hiroaki	JPN	6	31	5.2
10	PASSIWAN Dirk	GER	8	41	5.1

FOULS DRAWN

Rk	Name	Team	GP	Total	Avg
1	NORTJE Richard	RSA	6	37	6.2
2	CAVAGNINI Matteo	ITA	6	36	6.0
3	ANDERSON Patrick	CAN	8	46	5.8
4	HAWKINS Rodney	COL	6	31	5.2
5	GURBULAK Ozgur	TUR	8	41	5.1
5	NORRIS Shaun	AUS	8	41	5.1
7	BIENEK Andre	GER	8	40	5.0
7	FILIPSKI Mateusz	POL	8	40	5.0
9	EVESON Justin	AUS	8	37	4.6
10	OROGBEMI Ade	GBR	8	36	4.5

BLOCKED SHOTS

Rk	Name	Team	GP	Total	Avg
1	EVESON Justin	AUS	8	6	0.8
2	CAVAGNINI Matteo	ITA	6	4	0.7
2	HAWKINS Rodney	COL	6	4	0.7
2	MIYAJIMA Tetsuya	JPN	6	4	0.7
5	JENIFER Trevon	USA	8	5	0.6
6	NORRIS Shaun	AUS	8	4	0.5
6	PASSIWAN Dirk	GER	8	4	0.5
8	NORTJE Richard	RSA	6	3	0.5

 5 players tied for 9th place with

0.4

STEALS

Rk	Name	Team	GP	Total	Avg
1	CAVAGNINI Matteo	ITA	6	11	1.8
1	HAWKINS Rodney	COL	6	11	1.8
3	ANDERSON Patrick	CAN	8	13	1.6
4	ZARZUELA BELTRAN Alejandro	ESP	8	12	1.5
5	de PAZ PAZO Diego	ESP	8	11	1.4
5	GARCIA MORENO Ismael	ESP	8	11	1.4
7	FUJIMOTO Reo	JPN	6	8	1.3
8	SANZ LONDONO Nelson	COL	6	7	1.2
9	FILIPSKI Mateusz	POL	8	9	1.1
10	JOHNSON Joey	CAN	8	8	1.0

TURNOVERS

Rk	Name	Team	GP	Total	Avg
1	GURBULAK Ozgur	TUR	8	33	4.1
2	NORTJE Richard	RSA	6	23	3.8
3	GUMBI Siphamandla	RSA	6	20	3.3
4	de PAZ PAZO Diego	ESP	8	26	3.3
5	CHAPARRO Miguel	COL	6	18	3.0
6	PAPENFUS Marius	RSA	6	17	2.8
7	FUJIMOTO Reo	JPN	6	16	2.7
8	LUSZYNSKI Piotr	POL	8	21	2.6
9	ZARZUELA BELTRAN Alejandro	ESP	8	19	2.4
10	LEEP IPEMA Jose	COL	6	13	2.2



Wheelchair Basketball

Men



Individual Statistics

As of SAT 8 SEP 2012

TOTAL FIELD GOALS % (8 attempts/game minimum)

Rk	Name	Team	GP	M / A	%
1	ANDERSON Patrick	CAN	8	89 / 151	58.9
2	NESS Brad	AUS	8	48 / 82	58.5
3	ZARZUELA BELTRAN Alejandro	ESP	8	44 / 78	56.4
4	EVESON Justin	AUS	8	45 / 83	54.2
5	LUSZYNSKI Piotr	POL	8	50 / 93	53.8
6	GUMUS Ferit	TUR	8	45 / 85	52.9
7	NORRIS Shaun	AUS	8	50 / 97	51.5
8	GARCIA MORENO Ismael	ESP	8	42 / 82	51.2
9	SANZ LONDONO Nelson	COL	6	49 / 96	51.0
10	BYWATER Terry	GBR	8	58 / 115	50.4

TOTAL FIELD GOALS MADE

Rk	Name	Team	GP	Total	Avg
1	ANDERSON Patrick	CAN	8	89	11.1
2	FILIPSKI Mateusz	POL	8	76	9.5
3	CAVAGNINI Matteo	ITA	6	52	8.7
4	SANZ LONDONO Nelson	COL	6	49	8.2
5	FUJIMOTO Reo	JPN	6	44	7.3
6	BYWATER Terry	GBR	8	58	7.3
6	GURBULAK Ozgur	TUR	8	58	7.3
8	LUSZYNSKI Piotr	POL	8	50	6.3
8	NORRIS Shaun	AUS	8	50	6.3
10	NESS Brad	AUS	8	48	6.0

2 POINT FIELD GOALS % (6 attempts/game minimum)

Rk	Name	Team	GP	M / A	%
1	LUSZYNSKI Piotr	POL	8	46 / 71	64.8
2	SAGAR Ian	GBR	8	35 / 54	64.8
3	GEZINCI Cem	TUR	8	36 / 58	62.1
4	ANDERSON Patrick	CAN	8	86 / 143	60.1
5	NESS Brad	AUS	8	48 / 82	58.5
6	EVESON Justin	AUS	8	39 / 67	58.2
7	ZARZUELA BELTRAN Alejandro	ESP	8	44 / 77	57.1
8	FILIPSKI Mateusz	POL	8	67 / 118	56.8
9	BYWATER Terry	GBR	8	55 / 98	56.1
10	WOLK Sebastian	GER	8	29 / 52	55.8

2 POINT FIELD GOALS MADE

Rk	Name	Team	GP	Total	Avg
1	ANDERSON Patrick	CAN	8	86	10.8
2	CAVAGNINI Matteo	ITA	6	52	8.7
3	FILIPSKI Mateusz	POL	8	67	8.4
4	SANZ LONDONO Nelson	COL	6	49	8.2
5	FUJIMOTO Reo	JPN	6	42	7.0
6	BYWATER Terry	GBR	8	55	6.9
7	GURBULAK Ozgur	TUR	8	51	6.4
8	NORRIS Shaun	AUS	8	50	6.3
9	NESS Brad	AUS	8	48	6.0
10	LUSZYNSKI Piotr	POL	8	46	5.8

3 POINT FIELD GOALS % (2 attempts/game minimum)

Rk	Name	Team	GP	M / A	%
1	EVESON Justin	AUS	8	6 / 16	37.5
2	POLLOCK Joni	GBR	7	6 / 19	31.6
3	RAIMONDI Fabio	ITA	6	4 / 14	28.6
4	MOUKHARIQ Amine	ITA	6	4 / 15	26.7
5	KOZAI Hiroaki	JPN	6	6 / 23	26.1
6	PASSIWAN Dirk	GER	8	8 / 33	24.2
7	FILIPSKI Mateusz	POL	8	9 / 38	23.7
8	GURBULAK Ozgur	TUR	8	7 / 34	20.6
9	LUSZYNSKI Piotr	POL	8	4 / 22	18.2
10	BYWATER Terry	GBR	8	3 / 17	17.6

3 POINT FIELD GOALS MADE

Rk	Name	Team	GP	Total	Avg
1	FILIPSKI Mateusz	POL	8	9	1.1
2	PASSIWAN Dirk	GER	8	8	1.0
3	DUREPOS Dave	CAN	6	6	1.0
3	KOZAI Hiroaki	JPN	6	6	1.0
5	GURBULAK Ozgur	TUR	8	7	0.9
6	POLLOCK Joni	GBR	7	6	0.9
7	EVESON Justin	AUS	8	6	0.8
8	MOUKHARIQ Amine	ITA	6	4	0.7
8	RAIMONDI Fabio	ITA	6	4	0.7

2 players tied for 10th place with

0.6

FREE THROWS % (3 attempts/game minimum)

Rk	Name	Team	GP	M / A	%
1	de PAZ PAZO Diego	ESP	8	29 / 34	85.3
2	FILIPSKI Mateusz	POL	8	23 / 30	76.7
3	TUREK Joshua	USA	8	25 / 33	75.8
4	EVESON Justin	AUS	8	29 / 40	72.5
5	GARCIA MORENO Ismael	ESP	8	18 / 25	72.0
6	NORTJE Richard	RSA	6	19 / 29	65.5
7	FUJIMOTO Reo	JPN	6	17 / 26	65.4
8	ANDERSON Patrick	CAN	8	19 / 30	63.3
9	PASSIWAN Dirk	GER	8	24 / 38	63.2
10	JOHNSON Joey	CAN	8	20 / 32	62.5

FREE THROWS MADE

Rk	Name	Team	GP	Total	Avg
1	de PAZ PAZO Diego	ESP	8	29	3.6
1	EVESON Justin	AUS	8	29	3.6
3	NORTJE Richard	RSA	6	19	3.2
4	TUREK Joshua	USA	8	25	3.1
5	PASSIWAN Dirk	GER	8	24	3.0
6	FILIPSKI Mateusz	POL	8	23	2.9
6	NORRIS Shaun	AUS	8	23	2.9
8	BIENEK Andre	GER	8	22	2.8
9	FUJIMOTO Reo	JPN	6	17	2.8
10	JOHNSON Joey	CAN	8	20	2.5

NOTES

All players must have featured in at least 50% of competition days played.

LEGEND

%	Shooting Percentage	Avg	Average per Game	Def	Defensive Rebounds	GP	Games Played
M / A	Made / Attempts	Off	Offensive Rebounds	Rk	Rank		