

London Organising Committee of the
Olympic Games and Paralympic Games Limited



Official results book
Table Tennis
30 August – 8 September





Medallists by Event

As of SAT 8 SEP 2012

AFTER 29 OF 29 EVENTS

Event	Date	Medal	Name	NPC Code
Men's Team - Class 9-10	SAT 8 SEP	GOLD	GE Yang LIAN Hao LU Xiaolei MA Lin	CHN
		SILVER	CHOJNOWSKI Patryk POWROZNIAK Sebastian	POL
		BRONZE	CARDONA Jorge RUIZ REYES Jose Manuel	ESP
Women's Team - Classes 4-5	SAT 8 SEP	GOLD	GU Gai ZHANG Bian ZHANG Miao ZHOU Ying	CHN
		SILVER	AHLQUIST Anna-Carin LUNDBACK Ingela	SWE
		BRONZE	JUNG Ji Nam JUNG Young-A MOON Sung Hye	KOR
Men's Team - Class 4-5	SAT 8 SEP	GOLD	CAO Ningning GUO Xingyuan ZHANG Yan	CHN
		SILVER	CHOI Il Sang JUNG Eun Chang KIM Jung Gil KIM Young Gun	KOR
		BRONZE	MARTIN Emeric ROSEC Gregory SAVANT-AIRA Nicolas THOMAS Maxime	FRA
Women's Team - Classes 6-10	SAT 8 SEP	GOLD	FAN Lei LEI Lina LIU Meili YANG Qian	CHN
		SILVER	ERTIS Umran KAVAS Neslihan OCSOY Kubra	TUR
		BRONZE	EIGNER Alicja JANKOWSKA Malgorzata PARTYKA Natalia PEK Karolina	POL


AFTER 29 OF 29 EVENTS

Event	Date	Medal	Name	NPC Code
Men's Team - Classes 6-8	FRI 7 SEP	GOLD	GRUDZIEN Piotr SKRZYNECKI Marcin	POL
		SILVER	MORALES Jordi VALERA Alvaro	ESP
		BRONZE	BAYLEY William McKIBBIN Aaron WILSON Ross	GBR
Women's Team - Classes 1-3	FRI 7 SEP	GOLD	LI Qian LIU Jing	CHN
		SILVER	CHO Kyoung Hee CHOI Hyun Ja JUNG Sang Sook	KOR
		BRONZE	CAMPBELL Jane HEAD Sara	GBR
Men's Team - Classes 1-2	FRI 7 SEP	GOLD	LUDROVSKY Martin REVUCKY Rastislav RIAPOS Jan	SVK
		SILVER	BOURY Vincent LAMIRAULT Fabien MOLLIENS Stephane	FRA
		BRONZE	KIM Kong Yong KIM Kyung Mook KIM Min Gyu LEE Chang Ho	KOR
Men's Team - Class 3	FRI 7 SEP	GOLD	FENG Panfeng GAO Yanming ZHAO Ping	CHN
		SILVER	BRUECHLE Thomas GUERTLER Jan NIKELIS Holger SCHMIDBERGER Thomas	GER
		BRONZE	GUILHEM Yann MERRIEN Florian ROBIN Jean-Philippe	FRA
Women's Singles - Class 10	MON 3 SEP	GOLD	PARTYKA Natalia	POL
		SILVER	YANG Qian	CHN
		BRONZE	FAN Lei	CHN
Men's Singles - Class 4	MON 3 SEP	GOLD	KIM Young Gun	KOR
		SILVER	ZHANG Yan	CHN
		BRONZE	SALEH Sameh	EGY
Women's Singles - Class 9	MON 3 SEP	GOLD	LEI Lina	CHN
		SILVER	KAVAS Neslihan	TUR
		BRONZE	LIU Meili	CHN


AFTER 29 OF 29 EVENTS

Event	Date	Medal	Name	NPC Code
Men's Singles - Class 2	MON 3 SEP	GOLD	RIAPOŠ Jan	SVK
		SILVER	KIM Kyung Mook	KOR
		BRONZE	LAMIRAULT Fabien	FRA
Women's Singles - Class 7	MON 3 SEP	GOLD	van ZON Kelly	NED
		SILVER	OVSYANNIKOVA Yulia	RUS
		BRONZE	SAFONOVA Viktoriia	UKR
Men's Singles - Class 8	MON 3 SEP	GOLD	ZHAO Shuai	CHN
		SILVER	CSEJTEY Richard	SVK
		BRONZE	ANDERSSON Emil	SWE
Men's Singles - Class 1	MON 3 SEP	GOLD	NIKELIS Holger	GER
		SILVER	DUWAY Jean-Francois	FRA
		BRONZE	DAVIES Paul	GBR
Women's Singles - Class 6	MON 3 SEP	GOLD	CHEBANIKA Raisa	RUS
		SILVER	KHODZYNSKA Antonina	UKR
		BRONZE	KLYMENKO Yuliya	UKR
Women's Singles - Class 3	MON 3 SEP	GOLD	AHLQUIST Anna-Carin	SWE
		SILVER	MADER Doris	AUT
		BRONZE	KANOVA Alena	SVK
Men's Singles - Class 11	MON 3 SEP	GOLD	PALOS Peter	HUN
		SILVER	SON Byeongjun	KOR
		BRONZE	PEREIRA-LEAL Pascal	FRA
Men's Singles - Class 10	SUN 2 SEP	GOLD	CHOJNOWSKI Patryk	POL
		SILVER	GE Yang	CHN
		BRONZE	JACOBS David	INA
Women's Singles - Class 5	SUN 2 SEP	GOLD	ZHANG Bian	CHN
		SILVER	GU Gai	CHN
		BRONZE	LUNDBACK Ingela	SWE
Women's Singles - Class 8	SUN 2 SEP	GOLD	MAO Jingdian	CHN
		SILVER	KAMKASOMPHOU Thu	FRA
		BRONZE	ABRAHAMSSON Josefin	SWE
Women's Singles - Class 4	SUN 2 SEP	GOLD	ZHOU Ying	CHN
		SILVER	PERIC-RANKOVIC Borislava	SRB
		BRONZE	MOON Sung Hye	KOR
Men's Singles - Class 7	SUN 2 SEP	GOLD	WOLLMERT Jochen	GER
		SILVER	BAYLEY William	GBR
		BRONZE	POPOV Mykhaylo	UKR
Men's Singles - Class 5	SUN 2 SEP	GOLD	URHAUG Tommy	NOR
		SILVER	CAO Ningning	CHN
		BRONZE	JUNG Eun Chang	KOR
Men's Singles - Class 9	SUN 2 SEP	GOLD	MA Lin	CHN
		SILVER	FRACZYK Stanislaw	AUT
		BRONZE	LAST Gerben	NED



AFTER 29 OF 29 EVENTS

Event	Date	Medal	Name	NPC Code
Women's Singles - Classes 1-2	SUN 2 SEP	GOLD	LIU Jing	CHN
		SILVER	PEZZUTTO Pamela	ITA
		BRONZE	LAFAYE MARZIOU Isabelle	FRA
Men's Singles - Class 6	SUN 2 SEP	GOLD	THAINIYOM Rungroj	THA
		SILVER	VALERA Alvaro	ESP
		BRONZE	ROSENMEIER Peter	DEN
Men's Singles - Class 3	SUN 2 SEP	GOLD	FENG Panfeng	CHN
		SILVER	KESLER Zlatko	SRB
		BRONZE	SCHMIDBERGER Thomas	GER
Women's Singles - Class 11	SUN 2 SEP	GOLD	WONG Ka Man	HKG
		SILVER	YEUNG Chi Ka	HKG
		BRONZE	KOSACHEVA Anzhelika	RUS



Medal Standings

As of SAT 8 SEP 2012

AFTER 29 OF 29 EVENTS

Rank	NPC	Men				Women				Total				Rank by Total
		G	S	B	Tot	G	S	B	Tot	G	S	B	Tot	
1	CHN - People's Republic of China	6	3		9	8	2	2	12	14	5	2	21	1
2	POL - Poland	2	1		3	1		1	2	3	1	1	5	=4
3	GER - Germany	2	1	1	4					2	1	1	4	=6
3	SVK - Slovakia	2	1		3			1	1	2	1	1	4	=6
5	KOR - Republic of Korea	1	3	2	6		1	2	3	1	4	4	9	2
6	SWE - Sweden			1	1	1	1	2	4	1	1	3	5	=4
7	RUS - Russian Federation					1	1	1	3	1	1	1	3	=10
8	HKG - Hong Kong, China					1	1		2	1	1		2	=12
9	NED - Netherlands			1	1	1			1	1		1	2	=12
10	HUN - Hungary	1			1					1			1	=17
10	NOR - Norway	1			1					1			1	=17
10	THA - Thailand	1			1					1			1	=17
13	FRA - France		2	4	6		1	1	2		3	5	8	3
14	ESP - Spain		2	1	3						2	1	3	=10
15	AUT - Austria		1		1		1		1		2		2	=12
15	SRB - Serbia		1		1		1		1		2		2	=12
15	TUR - Turkey						2		2		2		2	=12
18	GBR - Great Britain		1	2	3			1	1		1	3	4	=6
18	UKR - Ukraine			1	1		1	2	3		1	3	4	=6
20	ITA - Italy						1		1		1		1	=17
21	DEN - Denmark			1	1							1	1	=17
21	EGY - Egypt			1	1							1	1	=17
21	INA - Indonesia			1	1							1	1	=17
Total		16	16	16	48	13	13	13	39	29	29	29	87	

LEGEND					
=	Equal sign indicates that two or more NPCs share the same rank by total	B	Bronze	G	Gold
S	Silver				
Tot	Total				



MON 3 SEP 2012

Table Tennis

Men's Singles - Class 1



Top 8

Rank	Name	NPC	Medal
1	NIKELIS Holger	GER - Germany	GOLD
2	DUCAY Jean-Francois	FRA - France	SILVER
3	DAVIES Paul	GBR - Great Britain	BRONZE
4	LEE Chang Ho	KOR - Republic of Korea	
5	EBERHARDT Fernando	ARG - Argentina	
5	VEVERA Andreas	AUT - Austria	
5	DAVIES Robert	GBR - Great Britain	
5	KELLER Silvio	SUI - Switzerland	



MON 3 SEP 2012

Table Tennis

Men's Singles - Class 2



Top 8

Rank	Name	NPC	Medal
1	RIAPOS Jan	SVK - Slovakia	GOLD
2	KIM Kyung Mook	KOR - Republic of Korea	SILVER
3	LAMIRAULT Fabien	FRA - France	BRONZE
4	PODDUBNYY Sergey	RUS - Russian Federation	
5	BOURY Vincent	FRA - France	
5	KIM Min Gyu	KOR - Republic of Korea	

This output displays only athletes who qualified for the knockout phases.



SUN 2 SEP 2012

Table Tennis

Men's Singles - Class 3



Top 8

Rank	Name	NPC	Medal
1	FENG Panfeng	CHN - People's Republic of China	GOLD
2	KESLER Zlatko	SRB - Serbia	SILVER
3	SCHMIDBERGER Thomas	GER - Germany	BRONZE
4	MERRIEN Florian	FRA - France	
5	ZHAO Ping	CHN - People's Republic of China	
5	PINAS Tomas	ESP - Spain	
5	ROBIN Jean-Philippe	FRA - France	
5	BRUECHLE Thomas	GER - Germany	



MON 3 SEP 2012

Table Tennis

Men's Singles - Class 4



Top 8

Rank	Name	NPC	Medal
1	KIM Young Gun	KOR - Republic of Korea	GOLD
2	ZHANG Yan	CHN - People's Republic of China	SILVER
3	SALEH Sameh	EGY - Egypt	BRONZE
4	THOMAS Maxime	FRA - France	
5	GUO Xingyuan	CHN - People's Republic of China	
5	MARTIN Emeric	FRA - France	
5	CHOI Il Sang	KOR - Republic of Korea	
5	OZTURK Abdullah	TUR - Turkey	



SUN 2 SEP 2012

Table Tennis

Men's Singles - Class 5



Top 8

Rank	Name	NPC	Medal
1	URHAUG Tommy	NOR - Norway	GOLD
2	CAO Ningning	CHN - People's Republic of China	SILVER
3	JUNG Eun Chang	KOR - Republic of Korea	BRONZE
4	ROSEC Gregory	FRA - France	
5	TAUS Rene	CZE - Czech Republic	
5	SAVANT-AIRA Nicolas	FRA - France	
5	CETIN Selcuk	GER - Germany	
5	LIN Yen-Hung	TPE - Chinese Taipei	



SUN 2 SEP 2012

Table Tennis

Men's Singles - Class 6



Top 8

Rank	Name	NPC	Medal
1	THAINIYOM Rungroj	THA - Thailand	GOLD
2	VALERA Alvaro	ESP - Spain	SILVER
3	ROSENMEIER Peter	DEN - Denmark	BRONZE
4	GRUNDELER Bastien	FRA - France	
5	CHEN Chao	CHN - People's Republic of China	
5	CHOY Hing Lam	HKG - Hong Kong, China	
5	ALECCI Raimondo	ITA - Italy	
5	ESAULOV Alexander	RUS - Russian Federation	



SUN 2 SEP 2012

Table Tennis

Men's Singles - Class 7



Top 8

Rank	Name	NPC	Medal
1	WOLLMERT Jochen	GER - Germany	GOLD
2	BAYLEY William	GBR - Great Britain	SILVER
3	POPOV Mykhaylo	UKR - Ukraine	BRONZE
4	NIKOLENKO Maxym	UKR - Ukraine	
5	MORALES Jordi	ESP - Spain	
5	MESSI Stephane	FRA - France	

This output displays only athletes who qualified for the knockout phases.



MON 3 SEP 2012

Table Tennis

Men's Singles - Class 8



Top 8

Rank	Name	NPC	Medal
1	ZHAO Shuai	CHN - People's Republic of China	GOLD
2	CSEJTEY Richard	SVK - Slovakia	SILVER
3	ANDERSSON Emil	SWE - Sweden	BRONZE
4	WILSON Ross	GBR - Great Britain	
5	SUN Churen	CHN - People's Republic of China	
5	YE Chaoqun	CHN - People's Republic of China	
5	CSONKA Andras	HUN - Hungary	
5	SKRZYNECKI Marcin	POL - Poland	



SUN 2 SEP 2012

Table Tennis

Men's Singles - Class 9



Top 8

Rank	Name	NPC	Medal
1	MA Lin	CHN - People's Republic of China	GOLD
2	FRACZYK Stanislaw	AUT - Austria	SILVER
3	LAST Gerben	NED - Netherlands	BRONZE
4	CABESTANY Cedrik	FRA - France	
5	BELLAIS Frederic	FRA - France	
5	BOUVAIS Thomas	FRA - France	
5	AULIE Andreas	NOR - Norway	
5	SHCHEPANSKYY Yuriy	UKR - Ukraine	



SUN 2 SEP 2012

Table Tennis

Men's Singles - Class 10



Top 8

Rank	Name	NPC	Medal
1	CHOJNOWSKI Patryk	POL - Poland	GOLD
2	GE Yang	CHN - People's Republic of China	SILVER
3	JACOBS David	INA - Indonesia	BRONZE
4	RUIZ REYES Jose Manuel	ESP - Spain	
5	LIAN Hao	CHN - People's Republic of China	
5	LU Xiaolei	CHN - People's Republic of China	
5	KARABEC Ivan	CZE - Czech Republic	
5	BERECKI Dezso	HUN - Hungary	



MON 3 SEP 2012

Table Tennis

Men's Singles - Class 11



Top 8

Rank	Name	NPC	Medal
1	PALOS Peter	HUN - Hungary	GOLD
2	SON Byeongjun	KOR - Republic of Korea	SILVER
3	PEREIRA-LEAL Pascal	FRA - France	BRONZE
4	OLEJARSKI Pawel	POL - Poland	

This output displays only athletes who qualified for the knockout phases.



SUN 2 SEP 2012

Table Tennis

Women's Singles - Classes 1-2



Top 8

Rank	Name	NPC	Medal
1	LIU Jing	CHN - People's Republic of China	GOLD
2	PEZZUTTO Pamela	ITA - Italy	SILVER
3	LAFAYE MARZIOU Isabelle	FRA - France	BRONZE
4	PUSHPASHEVA Nadezda	RUS - Russian Federation	
5	SIREAU Florence	FRA - France	
5	McCARRON ROONEY Rena	IRL - Ireland	
5	PODDA Clara	ITA - Italy	
5	MAENPUAK Wachirapond	THA - Thailand	



MON 3 SEP 2012

Table Tennis

Women's Singles - Class 3



Top 8

Rank	Name	NPC	Medal
1	AHLQUIST Anna-Carin	SWE - Sweden	GOLD
2	MADER Doris	AUT - Austria	SILVER
3	KANOVA Alena	SVK - Slovakia	BRONZE
4	HEAD Sara	GBR - Great Britain	
5	LI Qian	CHN - People's Republic of China	
5	CAMPBELL Jane	GBR - Great Britain	
5	JUNG Sang Sook	KOR - Republic of Korea	
5	PINTAR Mateja	SLO - Slovenia	



SUN 2 SEP 2012

Table Tennis

Women's Singles - Class 4



Top 8

Rank	Name	NPC	Medal
1	ZHOU Ying	CHN - People's Republic of China	GOLD
2	PERIC-RANKOVIC Borislava	SRB - Serbia	SILVER
3	MOON Sung Hye	KOR - Republic of Korea	BRONZE
4	ZHANG Miao	CHN - People's Republic of China	
5	GILROY Sue	GBR - Great Britain	
5	ZORZETTO Valeria	ITA - Italy	
5	AL-AZZAM Fatmeh	JOR - Jordan	
5	MATIC Nada	SRB - Serbia	



SUN 2 SEP 2012

Table Tennis

Women's Singles - Class 5



Top 8

Rank	Name	NPC	Medal
1	ZHANG Bian	CHN - People's Republic of China	GOLD
2	GU Gai	CHN - People's Republic of China	SILVER
3	LUNDBACK Ingela	SWE - Sweden	BRONZE
4	ABUAWAD Khetam	JOR - Jordan	
5	BESHO Kimie	JPN - Japan	
5	JUNG Young-A	KOR - Republic of Korea	
5	HSIAO Shu-Chin	TPE - Chinese Taipei	
5	WEI Mei-Hui	TPE - Chinese Taipei	



MON 3 SEP 2012

Table Tennis

Women's Singles - Class 6



Top 8

Rank	Name	NPC	Medal
1	CHEBANIKAI Raisa	RUS - Russian Federation	GOLD
2	KHODZYNSKA Antonina	UKR - Ukraine	SILVER
3	KLYMENKO Yuliya	UKR - Ukraine	BRONZE
4	GREBE Stephanie	GER - Germany	

This output displays only athletes who qualified for the knockout phases.



MON 3 SEP 2012

Table Tennis

Women's Singles - Class 7



Top 8

Rank	Name	NPC	Medal
1	van ZON Kelly	NED - Netherlands	GOLD
2	OVSYANNIKOVA Yulia	RUS - Russian Federation	SILVER
3	SAFONOVA Viktoriia	UKR - Ukraine	BRONZE
4	OCSOY Kubra	TUR - Turkey	

This output displays only athletes who qualified for the knockout phases.



SUN 2 SEP 2012

Table Tennis

Women's Singles - Class 8



Top 8

Rank	Name	NPC	Medal
1	MAO Jingdian	CHN - People's Republic of China	GOLD
2	KAMKASOMPHOU Thu	FRA - France	SILVER
3	ABRAHAMSSON Josefin	SWE - Sweden	BRONZE
4	MEDINA Josephine	PHI - Philippines	

This output displays only athletes who qualified for the knockout phases.



MON 3 SEP 2012

Table Tennis

Women's Singles - Class 9



Top 8

Rank	Name	NPC	Medal
1	LEI Lina	CHN - People's Republic of China	GOLD
2	KAVAS Neslihan	TUR - Turkey	SILVER
3	LIU Meili	CHN - People's Republic of China	BRONZE
4	MAIRIE Claire	FRA - France	

This output displays only athletes who qualified for the knockout phases.



MON 3 SEP 2012

Table Tennis

Women's Singles - Class 10



Top 8

Rank	Name	NPC	Medal
1	PARTYKA Natalia	POL - Poland	GOLD
2	YANG Qian	CHN - People's Republic of China	SILVER
3	FAN Lei	CHN - People's Republic of China	BRONZE
4	TAPPER Melissa	AUS - Australia	

This output displays only athletes who qualified for the knockout phases.



SUN 2 SEP 2012

Table Tennis

Women's Singles - Class 11



Top 8

Rank	Name	NPC	Medal
1	WONG Ka Man	HKG - Hong Kong, China	GOLD
2	YEUNG Chi Ka	HKG - Hong Kong, China	SILVER
3	KOSACHEVA Anzhelika	RUS - Russian Federation	BRONZE
4	SIEMIENIECKA Krystyna	POL - Poland	

This output displays only athletes who qualified for the knockout phases.



FRI 7 SEP 2012

Table Tennis

Men's Team - Classes 1-2



Top 8

Rank	NPC	Medal
1	SVK - Slovakia	GOLD
2	FRA - France	SILVER
3	KOR - Republic of Korea	BRONZE
4	AUT - Austria	
5	BRA - Brazil	
5	IRL - Ireland	
5	ITA - Italy	

This output displays all 7 teams entered in this event.



FRI 7 SEP 2012

Table Tennis

Men's Team - Class 3



Top 8

Rank	NPC	Medal
1	CHN - People's Republic of China	GOLD
2	GER - Germany	SILVER
3	FRA - France	BRONZE
4	KOR - Republic of Korea	
5	ARG - Argentina	
5	AUT - Austria	
5	ESP - Spain	

This output displays all 7 teams entered in this event.



SAT 8 SEP 2012

Table Tennis

Men's Team - Class 4-5



Top 8

Rank	NPC	Medal
1	CHN - People's Republic of China	GOLD
2	KOR - Republic of Korea	SILVER
3	FRA - France	BRONZE
4	TPE - Chinese Taipei	
5	CZE - Czech Republic	
5	EGY - Egypt	
5	GER - Germany	
5	ISR - Israel	



FRI 7 SEP 2012

Table Tennis

Men's Team - Classes 6-8



Top 8

Rank	NPC	Medal
1	POL - Poland	GOLD
2	ESP - Spain	SILVER
3	GBR - Great Britain	BRONZE
4	GER - Germany	
5	BEL - Belgium	
5	CHN - People's Republic of China	
5	ITA - Italy	
5	SWE - Sweden	



SAT 8 SEP 2012

Table Tennis

Men's Team - Class 9-10



Top 8

Rank	NPC	Medal
1	CHN - People's Republic of China	GOLD
2	POL - Poland	SILVER
3	ESP - Spain	BRONZE
4	UKR - Ukraine	
5	HUN - Hungary	
5	MAS - Malaysia	
5	NED - Netherlands	
5	SWE - Sweden	



FRI 7 SEP 2012

Table Tennis

Women's Team - Classes 1-3



Top 8

Rank	NPC	Medal
1	CHN - People's Republic of China	GOLD
2	KOR - Republic of Korea	SILVER
3	GBR - Great Britain	BRONZE
4	ITA - Italy	
5	CRO - Croatia	
5	FRA - France	
5	IRL - Ireland	
5	TUR - Turkey	



SAT 8 SEP 2012

Table Tennis

Women's Team - Classes 4-5



Top 8

Rank	NPC	Medal
1	CHN - People's Republic of China	GOLD
2	SWE - Sweden	SILVER
3	KOR - Republic of Korea	BRONZE
4	SRB - Serbia	
5	BRA - Brazil	
5	ITA - Italy	
5	JOR - Jordan	
5	SLO - Slovenia	



SAT 8 SEP 2012

Table Tennis

Women's Team - Classes 6-10



Top 8

Rank	NPC	Medal
1	CHN - People's Republic of China	GOLD
2	TUR - Turkey	SILVER
3	POL - Poland	BRONZE
4	FRA - France	
5	AUS - Australia	
5	BRA - Brazil	
5	RUS - Russian Federation	
5	UKR - Ukraine	



Competition Officials

As of FRI 31 AUG 2012 / At 13:55

Function	Name	NPC
Jury:		
ITTF Jury Chairman	KRONSELL Dorte	DEN - Denmark
Asia	YAO Zhenxu	CHN - People's Republic of China
Latin America	GABAGLIO Alejandra	ARG - Argentina
Chief Referee	(non-voting member)	
Technical Delegates		
	VERSPEELT Nico	BEL - Belgium
	LEE Steven Wing Hung	AUS - Australia
Chief Referee		
	NUZZO Francesco	ITA - Italy
Deputy Referees		
	WELCH Steven	GBR - Great Britain
	BAUTISTA Edwin	COL - Colombia
	LEOW Lim Hai	MAS - Malaysia
Racket Control		
	GUSTAVSEN Odd	NOR - Norway
	DZIOBA Grzegorz	CAN - Canada
	KAJIHARA Emiko	JPN - Japan
Umpires		
	ABDEL NASSER Gamal	EGY - Egypt
	ATTOOR Sathese	IND - India
	BALGHAITH Alawi	QAT - Qatar
	BORODAVCHENKO Igor	RUS - Russia
	BROWN David	GBR - Great Britain
	CLARKE Stan	GBR - Great Britain
	COCHRANE David	GBR - Great Britain
	CURTIS Neil	GBR - Great Britain
	DEMARIO Leonor	BRA - Brazil
	EDWARDS David	GBR - Great Britain
	EIKMANS Angelo	NED - Netherlands
	FOOTE Ben	GBR - Great Britain
	FRASER Margot	GBR - Great Britain
	GOULDEN David	GBR - Great Britain
	HIGGINS Peter	GBR - Great Britain
	IKEME-IWUNO Patience	NGR - Nigeria
	KARAU Bernhard	GER - Germany
	KARSHTEDT Yelena	USA - United States of America
	KRMELJ Milana	SLO - Slovenia
	LE PAGE Tim	GBR - Great Britain
	LEE Soon-Ju	KOR - Republic of Korea
	MAY Peter	GBR - Great Britain
	MONTFORT Neil	AUS - Australia
	PAYNE Michael	GBR - Great Britain
	RACKO Boris	SVK - Slovakia
	REID Lynda	GBR - Great Britain
	REYNOLDS Mick	GBR - Great Britain
	ROBERTS Averil	NZL - New Zealand
	SHERRATT Derek	GBR - Great Britain
	SUTCLIFFE Russell	GBR - Great Britain



Competition Officials

As of FRI 31 AUG 2012 / At 13:55

Function	Name	NPC
Umpires	SZILY Marta	HUN - Hungary
	TAMURA Nagako	JPN - Japan
	TICACALA Victor Hugo	ARG - Argentina
	TONGE Karen	GBR - Great Britain
	WILLIAMS Jackie	GBR - Great Britain
	WILLIAMSON Robert	GBR - Great Britain
	ZHANG Yingqui	CHN - People's Republic of China
National Technical Officials	BRADLEY Peter	GBR - Great Britain
	CALVER Dennis	GBR - Great Britain
	CALVER Margaret	GBR - Great Britain
	DAVIES Marian	GBR - Great Britain
	DAVIES Ronald	GBR - Great Britain
	EDWARDS Gillian	GBR - Great Britain
	HARDCASTLE John	GBR - Great Britain
	JACKSON Brian	GBR - Great Britain
	KENNY Jim	GBR - Great Britain
	McCALLUM Philip	GBR - Great Britain
	MERCER Alex	GBR - Great Britain
	MORRIS Matthew	GBR - Great Britain
	O'NEILL Catherine	GBR - Great Britain
	ROBERTSON Barry	GBR - Great Britain
	ROBERTSON Gaynor	GBR - Great Britain
SLACK Lesley	GBR - Great Britain	
SMITH Steve	GBR - Great Britain	
WATKINS Brian	GBR - Great Britain	
WELCH Margaret	GBR - Great Britain	
WHITAKER Corinna	GBR - Great Britain	
WOODS Alison	GBR - Great Britain	

REYNOLDS Mick (GBR) has been moved from National Technical Officials to Umpires list


Entry List by NPC

As of TUE 28 AUG 2012

NPC	Gender	Name	Date of Birth	Event Participation, How Qualified (World Ranking for Singles)	
				Singles	Teams
ARG		Argentina			
	M	COPOLA Gabriel	20 JAN 1984	SM3 QR (23)	TM3
	M	EBERHARDT Fernando	21 JUN 1977	SM1 QL (15)	TM3
	F	MAKISHI Marta	12 JUN 1944	SW5 QL (22)	
	F	MUNOZ Giselle	11 SEP 1984	SW7 QL (6)	
AUS		Australia			
	F	McDONNELL Rebecca	2 DEC 1986	SW6 QI (10)	TW6-10
	F	TAPPER Melissa	1 MAR 1990	SW10 QL (4)	TW6-10
AUT		Austria			
	M	DOLLMANN Manfred	31 AUG 1964	SM3 QL (18)	TM3
	M	FRACZYK Stanislaw	2 DEC 1952	SM9 QR (2)	
	M	KRAMMINGER Egon	5 AUG 1948	SM3 QL (9)	TM3
	M	RUEP Hans	18 JUN 1960	SM2 QL (13)	TM1-2
	M	VEVERA Andreas	24 SEP 1971	SM1 QR (3)	TM1-2
	F	MADER Doris	3 FEB 1976	SW3 QL (8)	
BEL		Belgium			
	M	DESPINEUX Ben	21 JUN 1986	SM7 QL (10)	TM6-8
	M	LEDOUX Marc	4 MAR 1986	SM8 QL (8)	TM6-8
	M	LOICQ Mathieu	27 JUN 1979	SM8 QL (9)	TM6-8
BRA		Brazil			
	M	BABES Eziquiel	16 AUG 1971	SM4 QR (25)	TM4-5
	M	CARBINATTI Carlos	8 AUG 1984	SM10 QR (14)	TM9-10
	M	ESPINDOLA Iranildo	24 JAN 1969	SM2 QR (15)	TM1-2
	M	KNAF Welder	6 APR 1981	SM3 QL (9)	TM4-5
	M	MACIEL Lucas	7 AUG 1979	SM11 QR (29)	
	M	MICHELL Carlo	10 MAY 1970	SM6 QR (15)	TM9-10
	M	SALMIN Paulo	12 NOV 1993	SM8 QR (43)	TM9-10
	M	SEGATTO Claudiomiro	15 SEP 1971	SM5 QR (14)	TM4-5
	M	SOUZA Ronaldo	27 DEC 1976	SM2 QL (19)	TM1-2
	F	ALEXANDRE Bruna	29 MAR 1995	SW10 QI (6)	TW6-10
	F	FAUST Iliane	7 MAR 1975	SW11 QR (17)	
	F	OLIVEIRA Joyce	24 JUN 1990	SW4 QR (12)	TW4-5
	F	PASSOS Maria	9 JUN 1951	SW5 QI (18)	TW4-5
	F	RODRIGUES Jane	6 JUL 1975	SW8 QR (14)	TW6-10
CHI		Chile			
	M	DETTONI Cristian	8 OCT 1974	SM7 QR (32)	

LEGEND					
F	Female	M	Male	QI	Qualification by Invitation
QL	Qualification by Ranking List	QR	Regional Qualification	SM	Men's Singles
SW	Women's Singles	TM	Men's Team	TW	Women's Team



NPC	Gender	Name	Date of Birth	Event Participation, How Qualified (World Ranking for Singles)	
				Singles	Teams
CHN		People's Republic of China			
	M	CAO Ningning	20 NOV 1987	SM5 QR (1)	TM4-5
	M	CHEN Chao	25 JAN 1987	SM6 QL (11)	
	M	FENG Panfeng	20 DEC 1989	SM3 QL (1)	TM3
	M	GAO Yanming	25 FEB 1964	SM2 QL (12)	TM3
	M	GE Yang	26 SEP 1985	SM10 QR (1)	TM9-10
	M	GUO Xingyuan	20 OCT 1988	SM4 QL (4)	TM4-5
	M	LIAN Hao	7 JUN 1995	SM10 QL (5)	TM9-10
	M	LIAO Keli	5 JAN 1990	SM7 QR (14)	TM6-8
	M	LU Xiaolei	27 NOV 1982	SM10 QL (9)	TM9-10
	M	MA Lin	25 DEC 1989	SM9 QR (1)	TM9-10
	M	SUN Churen	25 APR 1989	SM8 QL (6)	TM6-8
	M	YE Chaoqun	7 OCT 1984	SM8 QR (3)	TM6-8
	M	ZHANG Yan	25 JUL 1967	SM4 QL (2)	TM4-5
	M	ZHAO Ping	31 MAR 1965	SM3 QR (3)	TM3
	M	ZHAO Shuai	28 NOV 1994	SM8 QL (1)	TM6-8
	F	FAN Lei	28 MAY 1983	SW10 QR (2)	TW6-10
	F	GU Gai	16 MAY 1989	SW5 QL (1)	TW4-5
	F	LEI Lina	19 FEB 1988	SW9 QR (1)	TW6-10
	F	LI Qian	13 FEB 1989	SW3 QR (1)	TW1-3
	F	LIU Jing	25 JUL 1988	SW1-2 QR (1)	TW1-3
	F	LIU Meili	27 JUN 1983	SW9 QL (2)	TW6-10
	F	LIU Meng	20 OCT 1996	SW9 QI (5)	
	F	MAO Jingdian	27 FEB 1995	SW8 QR (2)	
	F	YANG Qian	17 JUN 1996	SW10 QL (3)	TW6-10
	F	YU Hailian	18 JAN 1985	SW8 QL (5)	
	F	ZHANG Bian	29 AUG 1986	SW5 QR (2)	TW4-5
	F	ZHANG Miao	8 JUL 1991	SW4 QR (3)	TW4-5
	F	ZHOU Ying	23 DEC 1988	SW4 QL (1)	TW4-5
CRO		Croatia			
	M	GREGOROVIC Vjekoslav	16 JUL 1969	SM6 QL (10)	
	M	SPALJ Tomislav	29 MAR 1979	SM4 QL (14)	
	F	DRETAR KARIC Helena	28 NOV 1979	SW3 QL (13)	TW1-3
	F	MUZINIC Andela	1 NOV 1992	SW3 QI (12)	TW1-3

LEGEND					
F	Female	M	Male	QI	Qualification by Invitation
QL	Qualification by Ranking List	QR	Regional Qualification	SM	Men's Singles
SW	Women's Singles	TM	Men's Team	TW	Women's Team



NPC	Gender	Name	Date of Birth	Event Participation, How Qualified (World Ranking for Singles)	
				Singles	Teams
CZE		Czech Republic			
	M	HADRAVA Jaroslav	12 AUG 1977	SM3 QI (16)	TM4-5
	M	HORUT Daniel	4 JAN 1981	SM7 QL (9)	TM6-8
	M	KARABEC Ivan	13 SEP 1980	SM10 QL (7)	
	M	LAMBERT Zbynek	19 SEP 1956	SM7 QL (15)	TM6-8
	M	SUCHANEK Jiri	9 MAY 1982	SM2 QL (6)	TM4-5
	M	TAUS Rene	30 NOV 1971	SM5 QL (9)	TM4-5
DEN		Denmark			
	M	ROSENMEIER Peter	23 MAR 1984	SM6 QL (2)	
EGY		Egypt			
	M	ABDELWAHAB Abdelrahman	2 MAY 1981	SM10 QI (23)	TM9-10
	M	FETIR Ehab	8 OCT 1972	SM5 QR (13)	TM4-5
	M	SALEH Sameh	17 MAR 1978	SM4 QR (11)	TM4-5
	M	YOUSSEF Sayed	8 MAY 1984	SM7 QR (8)	TM9-10
	F	AHMED Fadia	29 OCT 1974	SW4 QR (31)	
	F	MAGHRABY Angham	20 APR 1988	SW10 QR (23)	TW6-10
	F	MAHMOUD Eman	18 SEP 1975	SW8 QR (17)	
	F	MAHMOUD Faiza	9 MAY 1976	SW7 QL (7)	TW6-10
ESP		Spain			
	M	CARDONA Jorge	2 NOV 1987	SM10 QL (12)	TM9-10
	M	MORALES Jordi	17 NOV 1985	SM7 QL (7)	TM6-8
	M	PINAS Tomas	8 JUL 1982	SM3 QL (8)	TM3
	M	RODRIGUEZ Miguel	17 SEP 1969	SM3 QL (22)	TM3
	M	RUIZ REYES Jose Manuel	16 JUL 1978	SM10 QL (2)	TM9-10
	M	VALERA Alvaro	16 OCT 1982	SM6 QL (1)	TM6-8
FIN		Finland			
	M	MIETTINEN Esa	16 DEC 1963	SM9 QL (8)	

LEGEND					
F	Female	M	Male	QI	Qualification by Invitation
QL	Qualification by Ranking List	QR	Regional Qualification	SM	Men's Singles
SW	Women's Singles	TM	Men's Team	TW	Women's Team



NPC	Gender	Name	Date of Birth	Event Participation, How Qualified (World Ranking for Singles)	
				Singles	Teams
FRA		France			
	M	BELLAIS Frederic	2 MAR 1983	SM9 QL (10)	TM9-10
	M	BOURY Vincent	21 JUN 1969	SM2 QL (4)	TM1-2
	M	BOUVAIS Thomas	29 MAY 1991	SM9 QL (11)	TM9-10
	M	CABESTANY Cedrik	18 FEB 1979	SM9 QI (6)	TM9-10
	M	DOURBECKER Kevin	20 AUG 1989	SM7 QL (16)	TM6-8
	M	DUCAU Jean-Francois	22 JUN 1979	SM1 QL (1)	
	M	FERNANDEZ Thomas	18 JUL 1986	SM6 QL (6)	TM6-8
	M	GRUNDELER Bastien	9 OCT 1988	SM6 QL (4)	TM6-8
	M	GUEZENEK Jerome	23 DEC 1973	SM1 QL (10)	
	M	GUILHEM Yann	16 FEB 1969	SM3 QL (17)	TM3
	M	LAMIRAULT Fabien	17 MAR 1980	SM2 QL (7)	TM1-2
	M	MARTIN Emeric	26 JUN 1973	SM4 QL (7)	TM4-5
	M	MERRIEN Florian	21 NOV 1984	SM3 QL (4)	TM3
	M	MESSI Stephane	27 NOV 1972	SM7 QL (6)	TM6-8
	M	MOLLIENS Stephane	23 SEP 1974	SM2 QR (5)	TM1-2
	M	PEREIRA-LEAL Pascal	5 NOV 1982	SM11 QL (1)	
	M	ROBIN Jean-Philippe	11 MAY 1967	SM3 QL (7)	TM3
	M	ROSEC Gregory	18 MAR 1977	SM5 QL (7)	TM4-5
	M	SAVANT-AIRA Nicolas	3 NOV 1980	SM5 QR (6)	TM4-5
	M	THOMAS Maxime	17 DEC 1983	SM4 QR (3)	TM4-5
	F	BARNEOUD Anne	31 OCT 1983	SW7 QI (9)	TW6-10
	F	BERTRAND Fanny	28 DEC 1976	SW3 QL (10)	TW1-3
	F	FILLOU Marie-Christine	3 JUL 1961	SW3 QL (19)	TW1-3
	F	KAMKASOMPHOU Thu	12 OCT 1968	SW8 QR (1)	TW6-10
	F	LAFAYE MARZIOU Isabelle	9 JUL 1963	SW1-2 QL (4)	TW1-3
	F	le MORVAN Audrey	5 OCT 1987	SW10 QL (10)	TW6-10
	F	MAIRIE Claire	3 NOV 1977	SW9 QL (8)	TW6-10
	F	SIREAU Florence	25 MAY 1966	SW1-2 QL (6)	TW1-3

LEGEND					
F	Female	M	Male	QI	Qualification by Invitation
QL	Qualification by Ranking List	QR	Regional Qualification	SM	Men's Singles
SW	Women's Singles	TM	Men's Team	TW	Women's Team



NPC	Gender	Name	Date of Birth	Event Participation, How Qualified (World Ranking for Singles)	
				Singles	Teams
GBR		Great Britain			
	M	BAYLEY William	17 JAN 1988	SM7 QR (2)	TM6-8
	M	DAVIES Paul	12 OCT 1966	SM1 QL (8)	
	M	DAVIES Robert	14 AUG 1984	SM1 QL (6)	
	M	DAYBELL Kim	11 AUG 1992	SM10 QL (10)	
	M	KARABARDAK Paul	3 OCT 1985	SM7 QL (12)	
	M	McKIBBIN Aaron	27 AUG 1991	SM8 QI (16)	TM6-8
	M	ROBERTSON Scott	23 JUN 1976	SM5 QI (15)	
	M	WETHERILL David	22 DEC 1989	SM6 QL (5)	
	M	WILSON Ross	5 JUN 1995	SM8 QL (4)	TM6-8
	F	BROMLEY Victoria	9 JUL 1986	SW11 QI (9)	
	F	CAMPBELL Jane	18 AUG 1968	SW3 QL (9)	TW1-3
	F	GILROY Sue	19 OCT 1972	SW4 QL (7)	
	F	HEAD Sara	12 APR 1980	SW3 QL (6)	TW1-3
GER		Germany			
	M	BRUECHLE Thomas	29 JUL 1976	SM3 QL (5)	TM3
	M	BURKHARDT Werner	30 OCT 1964	SM4 QL (23)	TM4-5
	M	CETIN Selcuk	28 JAN 1971	SM5 QL (20)	TM4-5
	M	GUERTLER Jan	6 FEB 1970	SM3 QL (14)	TM3
	M	KOBER Dietmar	26 DEC 1969	SM4 QR (15)	TM4-5
	M	KUSIAK Thomasz	15 APR 1981	SM6 QL (14)	TM6-8
	M	NIKELIS Holger	15 JAN 1978	SM1 QL (1)	TM3
	M	RAU Thomas	6 APR 1984	SM6 QL (8)	TM6-8
	M	SCHMIDBERGER Thomas	23 OCT 1991	SM3 QL (2)	TM3
	M	SCHWINN Thorsten	9 MAR 1977	SM7 QL (4)	TM6-8
	M	WOLLMERT Jochen	22 NOV 1964	SM7 QL (5)	TM6-8
	F	GREBE Stephanie	24 SEP 1987	SW6 QL (4)	
HKG		Hong Kong, China			
	M	CHOY Hing Lam	13 FEB 1989	SM6 QI (20)	
	M	KO Hang Yee	23 AUG 1988	SM3 QL (12)	
	F	WONG Ka Man	21 NOV 1985	SW11 QL (5)	
	F	WONG Pui Yi	31 MAY 1961	SW5 QL (11)	
	F	YEUNG Chi Ka	6 NOV 1988	SW11 QR (1)	
HUN		Hungary			
	M	BERECKI Dezso	19 FEB 1982	SM10 QL (13)	TM9-10
	M	CSONKA Andras	27 NOV 1988	SM8 QL (7)	TM9-10
	M	PALOS Peter	31 AUG 1985	SM11 QR (2)	

LEGEND					
F	Female	M	Male	QI	Qualification by Invitation
QL	Qualification by Ranking List	QR	Regional Qualification	SM	Men's Singles
SW	Women's Singles	TM	Men's Team	TW	Women's Team



NPC	Gender	Name	Date of Birth	Event Participation, How Qualified (World Ranking for Singles)	
				Singles	Teams
INA		Indonesia			
	M	JACOBS David	21 JUN 1977	SM10 QL (3)	
IRI		Islamic Republic of Iran			
	M	JANFESHAN Hassan	27 FEB 1966	SM2 QI (21)	
IRL		Ireland			
	M	QUINLAN Philip	9 OCT 1973	SM1 QL (16)	TM1-2
	M	ROONEY Ronan	27 MAR 1960	SM2 QI (38)	TM1-2
	F	BREATHNACH Eimear	27 OCT 1978	SW1-2 QL (8)	TW1-3
	F	McCARRON ROONEY Rena	20 NOV 1964	SW1-2 QL (11)	TW1-3
IRQ		Iraq			
	M	ALI Saeed	3 JUL 1968	SM8 QI (35)	
ISR		Israel			
	M	GEVA Liran	8 MAR 1974	SM3 QL (15)	TM4-5
	M	SIADA Shay	25 JUN 1979	SM4 QL (17)	TM4-5
ITA		Italy			
	M	ALECCI Raimondo	3 SEP 1982	SM6 QL (14)	TM6-8
	M	BORGATO Andrea	14 DEC 1972	SM1 QL (11)	TM1-2
	M	CACI Salvatore	10 SEP 1961	SM4 QL (13)	
	M	SCAZZIERI Davide	8 AUG 1972	SM7 QI (19)	TM6-8
	M	VELLA Giuseppe	20 NOV 1969	SM2 QL (18)	TM1-2
	F	BRUNELLI Michela	5 JUL 1974	SW3 QL (11)	TW1-3
	F	NARDELLI Maria	9 MAY 1954	SW5 QL (14)	TW4-5
	F	PEZZUTTO Pamela	17 JUL 1981	SW1-2 QL (2)	TW1-3
	F	PODDA Clara	19 JUL 1951	SW1-2 QL (5)	TW1-3
	F	ZORZETTO Valeria	21 APR 1969	SW4 QL (9)	TW4-5
JOR		Jordan			
	F	ABUAWAD Khetam	8 OCT 1974	SW5 QL (3)	TW4-5
	F	AL-AZZAM Fatmeh	28 DEC 1976	SW4 QI (10)	TW4-5
	F	BARGOUTH I Maha	23 FEB 1962	SW1-2 QL (2)	TW4-5
JPN		Japan			
	M	ITAI Junki	3 SEP 1986	SM6 QI (36)	
	M	KINOSHITA Yuki	23 FEB 1991	SM11 QI (9)	
	F	BESSHO Kimie	8 DEC 1947	SW5 QL (5)	

LEGEND					
F	Female	M	Male	QI	Qualification by Invitation
QL	Qualification by Ranking List	QR	Regional Qualification	SM	Men's Singles
SW	Women's Singles	TM	Men's Team	TW	Women's Team



NPC	Gender	Name	Date of Birth	Event Participation, How Qualified (World Ranking for Singles)	
				Singles	Teams
KOR		Republic of Korea			
	M	CHO Jae Kwan	5 OCT 1977	SM1 QL (9)	TM3
	M	CHOI Il Sang	15 JUL 1975	SM4 QL (5)	TM4-5
	M	JEYOUNG Young Ill	6 FEB 1958	SM3 QL (20)	TM3
	M	JUNG Eun Chang	17 AUG 1969	SM5 QL (4)	TM4-5
	M	KIM Byoung Young	9 MAR 1969	SM5 QL (5)	
	M	KIM Jeong Seok	5 OCT 1974	SM3 QL (13)	TM3
	M	KIM Jin Sung	24 JAN 1977	SM3 QL (18)	TM3
	M	KIM Jung Gil	28 MAY 1986	SM4 QL (9)	TM4-5
	M	KIM Kong Yong	28 AUG 1968	SM2 QL (11)	TM1-2
	M	KIM Kyung Mook	19 FEB 1965	SM2 QL (1)	TM1-2
	M	KIM Min Gyu	14 OCT 1977	SM2 QR (3)	TM1-2
	M	KIM Young Gun	24 NOV 1984	SM4 QR (1)	TM4-5
	M	KIM Young Sung	18 OCT 1965	SM7 QL (11)	TM6-8
	M	LEE Chang Ho	1 MAY 1969	SM1 QR (4)	TM1-2
	M	PARK Hong Kyu	17 JUL 1973	SM6 QR (9)	TM6-8
	M	SON Byeongjun	14 OCT 1995	SM11 QR (5)	
	F	CHO Kyoung Hee	26 AUG 1962	SW3 QL (18)	TW1-3
	F	CHOI Hyun Ja	16 FEB 1959	SW3 QL (15)	TW1-3
	F	JANG Eun Bong	22 MAY 1954	SW6 QL (9)	
	F	JUNG Ji Nam	20 JAN 1964	SW4 QL (5)	TW4-5
	F	JUNG Sang Sook	26 FEB 1980	SW3 QL (5)	TW1-3
	F	JUNG Young-A	20 JUL 1979	SW5 QL (7)	TW4-5
	F	MOON Sung Hye	30 NOV 1978	SW4 QL (4)	TW4-5
MAS		Malaysia			
	M	BAKAR Mohamad Azwar	6 AUG 1987	SM10 QI (16)	TM9-10
	M	KOH Zhi Liang	19 JAN 1984	SM9 QL (19)	TM9-10
MEX		Mexico			
	F	SIGALA Edith	16 JUN 1976	SW3 QL (17)	
NED		Netherlands			
	M	HEIJNEN Tonnie	3 JUN 1967	SM9 QL (21)	TM9-10
	M	LAST Gerben	19 OCT 1985	SM9 QL (4)	TM9-10
	F	SCHRIJVER Wendy	25 JAN 1984	SW7 QL (5)	TW6-10
	F	van ZON Kelly	15 SEP 1987	SW7 QL (1)	TW6-10
NGR		Nigeria			
	M	ADISA Tunde	10 OCT 1970	SM9 QR (38)	
	M	OLUADE Egbinola	7 AUG 1971	SM3 QR (38)	

LEGEND					
F	Female	M	Male	QI	Qualification by Invitation
QL	Qualification by Ranking List	QR	Regional Qualification	SM	Men's Singles
SW	Women's Singles	TM	Men's Team	TW	Women's Team



NPC	Gender	Name	Date of Birth	Event Participation, How Qualified (World Ranking for Singles)	
				Singles	Teams
NOR		Norway			
	M	AULIE Andreas	7 NOV 1985	SM9 QL (13)	
	M	URHAUG Tommy	16 JUN 1980	SM5 QL (2)	
	F	DAHLEN Aida	5 OCT 1990	SW8 QL (3)	
PHI		Philippines			
	F	MEDINA Josephine	20 MAR 1970	SW8 QI (9)	
POL		Poland			
	M	CHOJNOWSKI Patryk	5 APR 1990	SM10 QR (4)	TM9-10
	M	GRUDZIEN Piotr	27 SEP 1991	SM8 QL (10)	TM6-8
	M	OLEJARSKI Pawel	2 MAR 1984	SM11 QL (6)	
	M	POWROZNIAK Sebastian	17 JUL 1987	SM10 QL (15)	TM9-10
	M	SKRZYNECKI Marcin	12 JUL 1986	SM8 QL (12)	TM6-8
	F	BUCLAW Dorota	16 OCT 1977	SW1-2 QL (1)	
	F	EIGNER Alicja	18 APR 1958	SW6 QL (6)	TW6-10
	F	JANKOWSKA Malgorzata	30 NOV 1983	SW9 QL (6)	TW6-10
	F	MARSZAL Katarzyna	18 JUN 1985	SW6 QL (5)	
	F	PARTYKA Natalia	27 JUL 1989	SW10 QR (1)	TW6-10
	F	PEK Karolina	8 FEB 1998	SW9 QL (7)	TW6-10
	F	SIEMIENIECKA Krystyna	11 MAR 1979	SW11 QL (6)	
ROU		Romania			
	M	MAKSZIN Dacian	25 AUG 1980	SM3 QI (31)	
RUS		Russian Federation			
	M	ESAULOV Alexander	28 APR 1985	SM6 QL (7)	
	M	LUKYANOV Pavel	17 AUG 1979	SM10 QL (6)	TM9-10
	M	NOZDRUNOV Iurii	13 DEC 1989	SM9 QL (7)	TM9-10
	M	PODDUBNYI Sergey	1 OCT 1968	SM2 QL (9)	
	F	CHEBANIKAI Raisa	5 JUL 1964	SW6 QL (1)	TW6-10
	F	GORSHKALEVA Olga	21 JUL 1985	SW9 QL (4)	TW6-10
	F	KOSACHEVA Anzhelika	28 SEP 1982	SW11 QR (3)	
	F	OVSYANNIKOVA Yulia	4 JUN 1987	SW7 QL (4)	TW6-10
	F	PUSHPASHEVA Nadezda	29 DEC 1959	SW1-2 QL (3)	
SLO		Slovenia			
	F	DOLINAR Andreja	10 NOV 1967	SW4 QL (8)	TW4-5
	F	PINTAR Mateja	16 JUL 1985	SW3 QL (4)	TW4-5

LEGEND					
F	Female	M	Male	QI	Qualification by Invitation
QL	Qualification by Ranking List	QR	Regional Qualification	SM	Men's Singles
SW	Women's Singles	TM	Men's Team	TW	Women's Team



NPC	Gender	Name	Date of Birth	Event Participation, How Qualified (World Ranking for Singles)	
				Singles	Teams
SRB		Serbia			
	M	KESLER Zlatko	17 MAR 1960	SM3 QR (6)	
	F	MATIC Nada	10 JUN 1984	SW4 QL (6)	TW4-5
	F	PERIC-RANKOVIC Borislava	16 JUN 1972	SW4 QL (2)	TW4-5
SUI		Switzerland			
	M	KELLER Silvio	22 APR 1983	SM1 QL (13)	
SVK		Slovakia			
	M	CSEJTEY Richard	25 JUL 1979	SM8 QL (5)	TM6-8
	M	JAMBOR Miroslav	8 MAR 1979	SM8 QL (23)	TM6-8
	M	LUDROVSKY Martin	1 SEP 1973	SM2 QL (8)	TM1-2
	M	MESZAROS Andrej	7 SEP 1975	SM4 QL (19)	TM4-5
	M	MIHALIK Peter	30 SEP 1976	SM4 QL (8)	TM4-5
	M	REVUCKY Rastislav	17 MAY 1978	SM2 QL (14)	TM1-2
	M	RIAPOS Jan	28 SEP 1968	SM2 QL (2)	TM1-2
	F	KANOVA Alena	29 MAR 1980	SW3 QL (3)	
SWE		Sweden			
	M	ANDERSSON Emil	29 APR 1993	SM8 QR (2)	TM6-8
	M	ANDERSSON Fredrik	3 JUL 1980	SM10 QL (8)	TM9-10
	M	KARLSSON Linus	4 JUL 1989	SM9 QI (16)	TM9-10
	M	OHGREN Alexander	14 OCT 1988	SM3 QL (11)	
	M	RIGNELL Fabian	25 NOV 1987	SM8 QL (15)	TM6-8
	F	ABRAHAMSSON Josefin	4 OCT 1979	SW8 QL (7)	
	F	AHLQUIST Anna-Carin	5 JUN 1972	SW3 QR (2)	TW4-5
	F	LUNDBACK Ingela	11 MAY 1975	SW5 QR (4)	TW4-5
THA		Thailand			
	M	NAMSAGA Yuttana	24 JAN 1965	SM7 QI (24)	TM6-8
	M	THAINIYOM Rungroj	16 DEC 1986	SM6 QL (3)	TM6-8
	F	MAENPUAK Wachirapond	2 DEC 1975	SW1-2 QL (10)	TW1-3
	F	WARARITDAMRONGKUL Pattaravadee	22 MAY 1982	SW3 QL (18)	TW1-3
TPE		Chinese Taipei			
	M	KO Kun-Nan	24 SEP 1964	SM4 QI (22)	TM4-5
	M	LIN Wen-Hsin	4 JAN 1965	SM4 QL (12)	TM4-5
	M	LIN Yen-Hung	5 MAR 1958	SM5 QL (12)	TM4-5
	F	HSIAO Shu-Chin	5 MAY 1960	SW5 QL (12)	TW4-5
	F	WEI Mei-Hui	18 AUG 1963	SW5 QL (6)	TW4-5

LEGEND					
F	Female	M	Male	QI	Qualification by Invitation
QL	Qualification by Ranking List	QR	Regional Qualification	SM	Men's Singles
SW	Women's Singles	TM	Men's Team	TW	Women's Team



NPC	Gender	Name	Date of Birth	Event Participation, How Qualified (World Ranking for Singles)	
				Singles	Teams
TUR		Turkey			
	M	OZTURK Abdullah	1 OCT 1989	SM4 QL (6)	
	F	ALTINTAS Nergiz	16 AUG 1990	SW3 QL (7)	TW1-3
	F	DUMAN Hatice	12 AUG 1994	SW3 QL (14)	TW1-3
	F	ERTIS Umran	13 APR 1996	SW10 QL (9)	TW6-10
	F	KAVAS Neslihan	29 AUG 1987	SW9 QL (3)	TW6-10
	F	OCSOY Kubra	20 JAN 1994	SW7 QL (3)	TW6-10
UKR		Ukraine			
	M	KUBOV Vadym	14 APR 1983	SM9 QL (5)	TM9-10
	M	NIKOLENKO Maxym	14 AUG 1993	SM7 QL (3)	TM6-8
	M	POPOV Mykhaylo	27 JAN 1985	SM7 QL (1)	TM6-8
	M	SHCHEPANSKYI Yuriy	13 NOV 1983	SM9 QL (3)	TM9-10
	F	KHODZYNSKA Antonina	1 AUG 1983	SW6 QL (3)	TW6-10
	F	KLYMENKO Yuliya	25 AUG 1986	SW6 QR (2)	TW6-10
	F	SAFONOVA Viktoriia	18 APR 1988	SW7 QL (2)	TW6-10
USA		United States of America			
	M	LEIBOVITZ Tahl	1 JUN 1975	SM9 QR (9)	
	F	FONTAINE Pamela	16 DEC 1964	SW3 QL (21)	TW1-3
	F	PROFITT Tara	26 JUL 1965	SW1-2 QI (15)	TW1-3
VEN		Venezuela			
	M	GOMEZ Edson	19 SEP 1970	SM4 QI (33)	

LEGEND					
F	Female	M	Male	QI	Qualification by Invitation
QL	Qualification by Ranking List	QR	Regional Qualification	SM	Men's Singles
SW	Women's Singles	TM	Men's Team	TW	Women's Team



Table Tennis

Men's Singles - Class 1



Entry List by Event

As of FRI 24 AUG 2012

NPC	How Qualified	Name	Date of Birth
ARG - Argentina	QL (15)	EBERHARDT Fernando	21 JUN 1977
AUT - Austria	QR (3)	VEVERA Andreas	24 SEP 1971
FRA - France	QL (1)	DUCAY Jean-Francois	22 JUN 1979
	QL (10)	GUEZENEC Jerome	23 DEC 1973
GBR - Great Britain	QL (8)	DAVIES Paul	12 OCT 1966
	QL (6)	DAVIES Robert	14 AUG 1984
GER - Germany	QL (1)	NIKELIS Holger	15 JAN 1978
IRL - Ireland	QL (16)	QUINLAN Philip	9 OCT 1973
ITA - Italy	QL (11)	BORGATO Andrea	14 DEC 1972
KOR - Republic of Korea	QL (9)	CHO Jae Kwan	5 OCT 1977
	QR (4)	LEE Chang Ho	1 MAY 1969
SUI - Switzerland	QL (13)	KELLER Silvio	22 APR 1983

NOTES

All changes are available in INFO.
(nnn) in "How Qualified" represents the player's singles world ranking as of July 2012.

LEGEND

QL Qualification by Ranking List **QR** Regional Qualification



Draw

GROUP A

Rk	Name	NPC	FRA	GBR	IRL	Match Points
1	DUCAY Jean-Francois	FRA		3:2 (11:5, 11:8, 4:11, 8:11, 11:9)	3:0 (11:7, 11:3, 11:9)	4
2	DAVIES Robert	GBR	2:3 (5:11, 8:11, 11:4, 11:8, 9:11)		3:0 (11:6, 11:6, 11:7)	3
3	QUINLAN Philip	IRL	0:3 (7:11, 3:11, 9:11)	0:3 (6:11, 6:11, 7:11)		2

GROUP B

Rk	Name	NPC	GER	SUI	KOR	Match Points
1	NIKELIS Holger	GER		3:0 (11:5, 11:7, 11:8)	3:1 (13:11, 15:13, 8:11, 11:7)	4
2	KELLER Silvio	SUI	0:3 (5:11, 7:11, 8:11)		3:1 (5:11, 11:8, 11:6, 11:8)	3
3	CHO Jae Kwan	KOR	1:3 (11:13, 13:15, 11:8, 7:11)	1:3 (11:5, 8:11, 6:11, 8:11)		2

GROUP C

Rk	Name	NPC	GBR	AUT	ITA	Match Points
1	DAVIES Paul	GBR		3:2 (11:5, 7:11, 2:11, 12:10, 11:8)	3:0 (11:6, 11:5, 11:8)	4
2	VEVERA Andreas	AUT	2:3 (5:11, 11:7, 11:2, 10:12, 8:11)		3:0 (11:8, 11:3, 11:6)	3
3	BORGATO Andrea	ITA	0:3 (6:11, 5:11, 8:11)	0:3 (8:11, 3:11, 6:11)		2

GROUP D

Rk	Name	NPC	KOR	ARG	FRA	Match Points
1	LEE Chang Ho	KOR		3:1 (11:7, 11:6, 9:11, 11:8)	3:1 (11:7, 7:11, 11:9, 11:5)	4
2	EBERHARDT Fernando	ARG	1:3 (7:11, 6:11, 11:9, 8:11)		3:2 (12:10, 8:11, 5:11, 15:13, 11:9)	3
3	GUEZENEC Jerome	FRA	1:3 (7:11, 11:7, 9:11, 5:11)	2:3 (10:12, 11:8, 11:5, 13:15, 9:11)		2

Qualification rule:

First from each group will qualify for the Semifinals.

LEGEND

Rk Rank



Draw

QUALIFIED FROM GROUPS				
Group	Rk	Name	NPC	Match Points
A	1	DUCAY Jean-Francois	FRA	4
B	1	NIKELIS Holger	GER	4
C	1	DAVIES Paul	GBR	4
D	1	LEE Chang Ho	KOR	4

Semifinals	NPC Code	Finals
------------	----------	--------



LEGEND	
Rk	Rank



Match Results

DAVIES Robert (GBR) 3-0 QUINLAN Philip (IRL)

Game Summary		Match	Game 1	Game 2	Game 3	Game 4	Game 5
DAVIES Robert	GBR	3	11	11	11		
QUINLAN Philip	IRL	0	6	6	7		
Duration:		22min	5 min	5 min	6 min		

Match No : SM1(5) Table : 1

Umpires : ATTOOR Sathese (IND) DEMARIO Leonor (BRA)

Player Statistics	DAVIES Robert (GBR)					Match	QUINLAN Philip (IRL)					Match
	Game						Game					
	1	2	3	4	5		1	2	3	4	5	
Points won	11	11	11			33	6	6	7			19
Biggest lead	6	5	4			6	-	2	1			2
Points won on own serve	7	6	4			17	4	4	1			9
Points lost on own serve	2	2	6			10	4	5	7			16
Most consecutive points won	5	6	3			6	2	2	2			2
Greatest deficit overcome	-	2	1			2	-	-	-			-
Handedness/Grip	Right/Shakehand						Left/Shakehand					

Game/Match Statistics	Game					Match
	1	2	3	4	5	
Longest rally (strokes)	4	5	7			7
Average rally	3	3	3			3

Game Progress

1	DAVIES Robert (GBR)	*0	1	*2	4	*5	7	*9	10	*10	11
	QUINLAN Philip (IRL)	0	*1	2	*2	3	*3	3	*4	6	6
2	DAVIES Robert (GBR)	0	*0	2	*3	4	*5	7	*9	10	11
	QUINLAN Philip (IRL)	*0	2	*2	3	*4	5	*5	5	*6	6
3	DAVIES Robert (GBR)	*0	1	*3	3	*5	5	*7	8	*9	11
	QUINLAN Philip (IRL)	0	*1	1	*3	3	*5	5	*6	7	7

NOTES

The "Greatest deficit overcome" only applies when the player ends up winning the game.

LEGEND

SM Men's Singles * Server



Match Results

DUCAY Jean-Francois (FRA) 3-2 DAVIES Robert (GBR)

Game Summary		Match	Game 1	Game 2	Game 3	Game 4	Game 5
DUCAY Jean-Francois	FRA	3	11	11	4	8	11
DAVIES Robert	GBR	2	5	8	11	11	9
Duration:		38min	5 min	5 min	4 min	6 min	7 min

Match No : SM1(9) Table : 3

Umpires : BALGHAITH Alawi (QAT) MONTFORT Neil (AUS)

Player Statistics	DUCAY Jean-Francois (FRA)						DAVIES Robert (GBR)					
	Game					Match	Game					Match
	1	2	3	4	5		1	2	3	4	5	
Points won	11	11	4	8	11	45	5	8	11	11	9	44
Biggest lead	6	5	-	2	3	6	-	1	7	4	1	7
Points won on own serve	7	7	3	6	5	28	4	6	6	8	4	28
Points lost on own serve	1	2	5	3	5	16	4	4	1	2	6	17
Most consecutive points won	3	6	1	3	3	6	2	3	6	6	4	6
Greatest deficit overcome	-	1	-	-	1	1	-	-	-	2	-	2
Handedness/Grip	Right/Shakehand						Right/Shakehand					

Game/Match Statistics	Game					Match
	1	2	3	4	5	
Longest rally (strokes)	5	8	5	5	7	8
Average rally	3	3	3	3	3	3

Game Progress

1	DUCAY Jean-Francois (FRA)	*0	2	*3	4	*5	7	*8	10	11		
	DAVIES Robert (GBR)	0	*0	1	*2	3	*3	4	*4	5		
2	DUCAY Jean-Francois (FRA)	0	*1	3	*3	4	*6	8	*9	10	*10	11
	DAVIES Robert (GBR)	*0	1	*1	3	*4	4	*4	5	*6	8	8
3	DUCAY Jean-Francois (FRA)	*0	1	*1	2	*2	2	*3	4	4		
	DAVIES Robert (GBR)	0	*1	3	*4	6	*8	9	*10	11		
4	DUCAY Jean-Francois (FRA)	0	*1	3	*3	3	*3	5	*6	8	*8	8
	DAVIES Robert (GBR)	*0	1	*1	3	*5	7	*7	8	*8	10	11
5	DUCAY Jean-Francois (FRA)	*0	1	*3	4	*5	6	*7	7	*8	10	11
	DAVIES Robert (GBR)	0	*1	1	*2	3	*4	5	*7	8	*8	9

NOTES
The "Greatest deficit overcome" only applies when the player ends up winning the game.

LEGEND
SM Men's Singles * Server



Match Results

DUCA Y Jean-Francois (FRA) 3-0 QUINLAN Philip (IRL)

Game Summary		Match	Game 1	Game 2	Game 3	Game 4	Game 5
DUCA Y Jean-Francois	FRA	3	11	11	11		
QUINLAN Philip	IRL	0	7	3	9		
Duration:		22min	6 min	4 min	7 min		

Match No : SM1(1) Table : 1

Umpires : SHERRATT Derek (GBR) BALGHAITH Alawi (QAT)

Player Statistics	DUCA Y Jean-Francois (FRA)					Match	QUINLAN Philip (IRL)					Match
	Game						Game					
	1	2	3	4	5		1	2	3	4	5	
Points won	11	11	11			33	7	3	9			19
Biggest lead	4	8	3			8	1	1	1			1
Points won on own serve	6	5	5			16	3	2	4			9
Points lost on own serve	4	1	5			10	5	6	6			17
Most consecutive points won	5	4	3			5	4	1	2			4
Greatest deficit overcome	1	1	1			1	-	-	-			-
Handedness/Grip	Right/Shakehand						Left/Shakehand					

Game/Match Statistics	Game					Match
	1	2	3	4	5	
Longest rally (strokes)	3	4	7			7
Average rally	2	3	3			3

Game Progress

1	DUCA Y Jean-Francois (FRA)	*0	*1	3	4	*5	5	*6	7	*9	11	
	QUINLAN Philip (IRL)	0	1	*1	*2	3	*5	6	*7	7	7	
2	DUCA Y Jean-Francois (FRA)	0	*1	3	*4	6	*8	9	11			
	QUINLAN Philip (IRL)	*0	1	*1	2	*2	2	*3	3			
3	DUCA Y Jean-Francois (FRA)	*0	1	*2	4	*5	5	*6	7	*9	10	11
	QUINLAN Philip (IRL)	0	*1	2	*2	3	*5	6	*7	7	*8	9

NOTES

The "Greatest deficit overcome" only applies when the player ends up winning the game.

LEGEND

SM Men's Singles * Server



Match Results

KELLER Silvio (SUI) 3-1 CHO Jae Kwan (KOR)

Game Summary		Match	Game 1	Game 2	Game 3	Game 4	Game 5
KELLER Silvio	SUI	3	5	11	11	11	
CHO Jae Kwan	KOR	1	11	8	6	8	
Duration:		29min	4 min	6 min	5 min	7 min	

Match No : SM1(6) Table : 3

Umpires : REYNOLDS Mick (GBR) WILLIAMS Jackie (GBR)

Player Statistics	KELLER Silvio (SUI)					Match	CHO Jae Kwan (KOR)					Match
	Game						Game					
	1	2	3	4	5		1	2	3	4	5	
Points won	5	11	11	11		38	11	8	6	8		33
Biggest lead	2	5	5	4		5	6	-	2	-		6
Points won on own serve	3	7	4	5		19	6	6	1	4		17
Points lost on own serve	5	2	5	4		16	2	4	7	6		19
Most consecutive points won	2	4	4	3		4	7	3	2	3		7
Greatest deficit overcome	-	-	2	-		2	2	-	-	-		2
Handedness/Grip	Right/Shakehand						Right/Shakehand					

Game/Match Statistics	Game					Match
	1	2	3	4	5	
Longest rally (strokes)	5	5	8	6		8
Average rally	3	3	2	2		3

Game Progress

1	KELLER Silvio (SUI)	*0	2	*3	3	*4	5	*5	5	5	5
	CHO Jae Kwan (KOR)	0	*0	1	*3	4	*5	7	*9	11	
2	KELLER Silvio (SUI)	0	*1	3	*4	5	*6	8	*9	10	*11
	CHO Jae Kwan (KOR)	*0	1	*1	2	*3	4	*4	5	*6	8
3	KELLER Silvio (SUI)	*0	0	*2	3	*5	6	*8	9	*10	11
	CHO Jae Kwan (KOR)	0	*2	2	*3	3	*4	4	*5	6	6
4	KELLER Silvio (SUI)	0	*2	3	*5	5	*6	7	*8	10	*11
	CHO Jae Kwan (KOR)	*0	0	*1	1	*3	4	*5	6	*6	8

NOTES

The "Greatest deficit overcome" only applies when the player ends up winning the game.

LEGEND

SM Men's Singles * Server



Match Results

NIKELIS Holger (GER) 3-1 CHO Jae Kwan (KOR)

Game Summary		Match	Game 1	Game 2	Game 3	Game 4	Game 5
NIKELIS Holger	GER	3	13	15	8	11	
CHO Jae Kwan	KOR	1	11	13	11	7	
Duration:		32min	7 min	8 min	6 min	5 min	

Match No : SM1(10) Table : 1

Umpires : RACKO Boris (SVK) CURTIS Neil (GBR)

Player Statistics	NIKELIS Holger (GER)					Match	CHO Jae Kwan (KOR)					Match
	Game						Game					
	1	2	3	4	5		1	2	3	4	5	
Points won	13	15	8	11		47	11	13	11	7		42
Biggest lead	2	3	2	5		5	3	2	3	1		3
Points won on own serve	7	8	4	4		23	6	7	5	3		21
Points lost on own serve	5	6	6	4		21	6	7	4	7		24
Most consecutive points won	4	5	3	4		5	3	4	4	2		4
Greatest deficit overcome	3	2	-	1		3	-	-	2	-		2
Handedness/Grip	Right/Shakehand						Right/Shakehand					

Game/Match Statistics	Game					Match
	1	2	3	4	5	
Longest rally (strokes)	4	8	15	6		15
Average rally	3	3	4	3		3

Game Progress

1	NIKELIS Holger (GER)	*0	1	*1	2	*4	5	*5	6	*7	8	*10	11	*11	12	13	CHO Jae Kwan (KOR)	0	*1	3	*4	4	*5	7	*8	9	*10	10	*10	11	*11	11						
2	NIKELIS Holger (GER)	0	*1	1	*2	4	*4	5	*7	9	*10	10	*10	11	*11	12	*13	13	*14	CHO Jae Kwan (KOR)	*0	1	*3	4	*4	6	*7	7	*7	8	*10	11	*11	12	*12	12	*13	13
		15																																				
		13																																				
3	NIKELIS Holger (GER)	*0	1	*3	4	*5	5	*6	7	*7	8	8	CHO Jae Kwan (KOR)	0	*1	1	*2	3	*5	6	*7	9	*10	11														
4	NIKELIS Holger (GER)	0	*1	3	*4	5	*7	8	*9	9	11	CHO Jae Kwan (KOR)	*0	1	*1	2	*3	3	*4	5	*7	7																

NOTES
The "Greatest deficit overcome" only applies when the player ends up winning the game.

LEGEND
SM Men's Singles * Server



Match Results

NIKELIS Holger (GER) 3-0 KELLER Silvio (SUI)

Game Summary		Match	Game 1	Game 2	Game 3	Game 4	Game 5
NIKELIS Holger	GER	3	11	11	11		
KELLER Silvio	SUI	0	5	7	8		
Duration:		19min	4 min	5 min	6 min		

Match No : SM1(2) Table : 3

Umpires : TAMURA Nagako (JPN) KARSHTEDT Yelena (USA)

Player Statistics	NIKELIS Holger (GER)					Match	KELLER Silvio (SUI)					Match
	Game						Game					
	1	2	3	4	5		1	2	3	4	5	
Points won	11	11	11			33	5	7	8			20
Biggest lead	6	4	3			6	1	1	3			3
Points won on own serve	5	4	4			13	1	3	2			6
Points lost on own serve	3	4	6			13	5	7	7			19
Most consecutive points won	4	4	4			4	1	4	2			4
Greatest deficit overcome	1	1	3			3	-	-	-			-
Handedness/Grip	Right/Shakehand						Right/Shakehand					

Game/Match Statistics	Game					Match
	1	2	3	4	5	
Longest rally (strokes)	5	5	5			5
Average rally	3	3	2			3

Game Progress

1	NIKELIS Holger (GER)	*0	1	*2	3	*5	6	*8	10	11		
	KELLER Silvio (SUI)	0	*1	2	*3	3	*4	4	*4	5		
2	NIKELIS Holger (GER)	0	*2	3	*4	4	*5	6	*8	10	11	
	KELLER Silvio (SUI)	*0	0	*1	2	*4	5	*6	6	*6	7	
3	NIKELIS Holger (GER)	*0	0	*1	2	*4	5	*6	7	*9	10	11
	KELLER Silvio (SUI)	0	*2	3	*4	4	*5	6	*7	7	*8	8

NOTES

The "Greatest deficit overcome" only applies when the player ends up winning the game.

LEGEND

SM Men's Singles * Server



Match Results

DAVIES Paul (GBR) 3-0 BORGATO Andrea (ITA)

Game Summary		Match	Game 1	Game 2	Game 3	Game 4	Game 5
DAVIES Paul	GBR	3	11	11	11		
BORGATO Andrea	ITA	0	6	5	8		
Duration:		19min	4 min	4 min	6 min		

Match No : SM1(7) Table : 5

Umpires : KARSHTEDT Yelena (USA) TAMURA Nagako (JPN)

Player Statistics	DAVIES Paul (GBR)					Match	BORGATO Andrea (ITA)					Match
	Game						Game					
	1	2	3	4	5		1	2	3	4	5	
Points won	11	11	11			33	6	5	8			19
Biggest lead	5	6	5			6	2	-	2			2
Points won on own serve	5	5	6			16	3	2	5			10
Points lost on own serve	3	3	3			9	6	6	5			17
Most consecutive points won	5	4	5			5	2	1	3			3
Greatest deficit overcome	2	-	2			2	-	-	-			-
Handedness/Grip	Right/Shakehand						Right/Shakehand					

Game/Match Statistics	Game					Match
	1	2	3	4	5	
Longest rally (strokes)	3	5	6			6
Average rally	2	2	2			2

Game Progress

1	DAVIES Paul (GBR)	0	*0	2	*3	3	*5	6	*8	10	11	
	BORGATO Andrea (ITA)	*0	2	*2	3	*5	5	*6	6	*6	6	
2	DAVIES Paul (GBR)	*0	2	*4	5	*6	7	*8	9	11		
	BORGATO Andrea (ITA)	0	*0	0	*1	2	*3	4	*5	5		
3	DAVIES Paul (GBR)	0	*0	2	*4	5	*6	7	*9	10	*10	11
	BORGATO Andrea (ITA)	*0	2	*2	2	*3	4	*5	5	*6	8	8

NOTES

The "Greatest deficit overcome" only applies when the player ends up winning the game.

LEGEND

SM Men's Singles * Server



Match Results

DAVIES Paul (GBR) 3-2 VEVERA Andreas (AUT)

Game Summary		Match	Game 1	Game 2	Game 3	Game 4	Game 5
DAVIES Paul	GBR	3	11	7	2	12	11
VEVERA Andreas	AUT	2	5	11	11	10	8
Duration:		35min	4 min	5 min	3 min	7 min	6 min

Match No : SM1(11) Table : 5

Umpires : ABDEL NASSER Gamal (EGY) KARAU Bernhard (GER)

Player Statistics	DAVIES Paul (GBR)						VEVERA Andreas (AUT)					
	Game					Match	Game					Match
	1	2	3	4	5		1	2	3	4	5	
Points won	11	7	2	12	11	43	5	11	11	10	8	45
Biggest lead	6	4	-	2	3	6	-	4	9	2	3	9
Points won on own serve	5	2	1	6	4	18	2	5	5	5	2	19
Points lost on own serve	3	6	6	5	6	26	6	5	1	6	7	25
Most consecutive points won	4	3	1	4	3	4	2	7	5	4	3	7
Greatest deficit overcome	-	-	-	2	3	3	-	4	-	-	-	4
Handedness/Grip	Right/Shakehand						Right/Shakehand					

Game/Match Statistics	Game					Match
	1	2	3	4	5	
Longest rally (strokes)	6	4	8	6	9	9
Average rally	3	2	3	3	3	3

Game Progress

1	DAVIES Paul (GBR)	*0	1	*3	4	*6	7	*7	9	11
	VEVERA Andreas (AUT)	0	*1	1	*2	2	*3	5	*5	5
2	DAVIES Paul (GBR)	0	*2	3	*5	5	*6	7	*7	7
	VEVERA Andreas (AUT)	*0	0	*1	1	*3	4	*5	7	*9
3	DAVIES Paul (GBR)	*0	0	*0	1	*2	2	*2	2	2
	VEVERA Andreas (AUT)	0	*2	4	*5	6	*8	10	11	11
4	DAVIES Paul (GBR)	0	*2	3	*4	5	*5	6	*8	8
	VEVERA Andreas (AUT)	*0	0	*1	2	*3	5	*6	6	*8
5	DAVIES Paul (GBR)	*0	0	*1	2	*4	5	*7	7	*8
	VEVERA Andreas (AUT)	0	*2	3	*4	4	*5	5	*7	8

NOTES
The "Greatest deficit overcome" only applies when the player ends up winning the game.

LEGEND
SM Men's Singles * Server



Match Results

VEVERA Andreas (AUT) 3-0 BORGATO Andrea (ITA)

Game Summary		Match	Game 1	Game 2	Game 3	Game 4	Game 5
VEVERA Andreas	AUT	3	11	11	11		
BORGATO Andrea	ITA	0	8	3	6		
Duration:		19min	5 min	3 min	6 min		

Match No : SM1(3) Table : 5

Umpires : HIGGINS Peter (GBR) GOULDEN David (GBR)

Player Statistics	VEVERA Andreas (AUT)					Match	BORGATO Andrea (ITA)					Match
	Game						Game					
	1	2	3	4	5		1	2	3	4	5	
Points won	11	11	11			33	8	3	6			17
Biggest lead	3	8	5			8	2	-	3			3
Points won on own serve	5	4	5			14	3	1	2			6
Points lost on own serve	5	2	4			11	6	7	6			19
Most consecutive points won	4	6	5			6	2	2	3			3
Greatest deficit overcome	2	-	3			3	-	-	-			-
Handedness/Grip	Right/Shakehand						Right/Shakehand					

Game/Match Statistics	Game					Match
	1	2	3	4	5	
Longest rally (strokes)	5	4	6			6
Average rally	3	2	3			3

Game Progress

1	VEVERA Andreas (AUT)	*0	0	*2	3	*4	5	*6	8	*9	10	11	BORGATO Andrea (ITA)	0	*2	2	*3	4	*5	6	*6	7	*8	8
2	VEVERA Andreas (AUT)	0	*2	4	*5	5	*7	9	11	BORGATO Andrea (ITA)	*0	0	*0	1	*3	3	*3	3						
3	VEVERA Andreas (AUT)	*0	0	*1	2	*4	5	*7	9	*10	11	BORGATO Andrea (ITA)	0	*2	3	*4	4	*5	5	*5	6	6		

NOTES
The "Greatest deficit overcome" only applies when the player ends up winning the game.

LEGEND
SM Men's Singles * Server



Match Results

EBERHARDT Fernando (ARG) 3-2 GUEZENEK Jerome (FRA)

Game Summary		Match	Game 1	Game 2	Game 3	Game 4	Game 5
EBERHARDT Fernando	ARG	3	12	8	5	15	11
GUEZENEK Jerome	FRA	2	10	11	11	13	9
Duration:		44min	7 min	6 min	5 min	10 min	7 min

Match No : SM1(8) Table : 7

Umpires : GOULDEN David (GBR) HIGGINS Peter (GBR)

Player Statistics	EBERHARDT Fernando (ARG)						GUEZENEK Jerome (FRA)					
	Game					Match	Game					Match
	1	2	3	4	5		1	2	3	4	5	
Points won	12	8	5	15	11	51	10	11	11	13	9	54
Biggest lead	2	-	-	2	2	2	4	5	6	4	4	6
Points won on own serve	5	4	3	6	6	24	4	6	6	5	5	26
Points lost on own serve	6	5	5	8	4	28	7	4	2	9	5	27
Most consecutive points won	4	4	1	3	6	6	4	3	4	4	3	4
Greatest deficit overcome	4	-	-	4	4	4	-	-	-	-	-	-
Handedness/Grip	Right/Shakehand						Right/Shakehand					

Game/Match Statistics	Game					Match
	1	2	3	4	5	
Longest rally (strokes)	5	8	4	9	9	9
Average rally	3	3	3	3	3	3

Game Progress

1	EBERHARDT Fernando (ARG)	*0 0 *0 2 *4 5 *6 6 *8 9 *10 11 12
	GUEZENEK Jerome (FRA)	0 *2 4 *4 4 *5 6 *8 8 *9 10 *10 10
2	EBERHARDT Fernando (ARG)	0 *0 1 *2 3 *3 4 *6 7 *8 8
	GUEZENEK Jerome (FRA)	*0 2 *3 4 *5 7 *8 8 *9 10 11
3	EBERHARDT Fernando (ARG)	*0 1 *2 2 *2 3 *4 5 5
	GUEZENEK Jerome (FRA)	0 *1 2 *4 6 *7 8 *9 11
4	EBERHARDT Fernando (ARG)	0 *2 2 *2 4 *4 4 *6 7 *9 10 *11 11 *12 12 *12 13 *14
	GUEZENEK Jerome (FRA)	*0 0 *2 4 *4 6 *8 8 *9 9 *10 10 *11 11 *12 13 *13 13
		15
		13
5	EBERHARDT Fernando (ARG)	*0 1 *1 2 *3 4 *4 5 *7 9 11
	GUEZENEK Jerome (FRA)	0 *1 3 *4 5 *6 8 *9 9 *9 9

NOTES
The "Greatest deficit overcome" only applies when the player ends up winning the game.

LEGEND
SM Men's Singles * Server



Match Results

LEE Chang Ho (KOR) 3-1 GUEZENEK Jerome (FRA)

Game Summary		Match	Game 1	Game 2	Game 3	Game 4	Game 5
LEE Chang Ho	KOR	3	11	7	11	11	
GUEZENEK Jerome	FRA	1	7	11	9	5	
Duration:		24min	4 min	5 min	5 min	5 min	

Match No : SM1(12) Table : 7

Umpires : ZHANG Yingqiu (CHN) FRASER Margot (GBR)

Player Statistics	LEE Chang Ho (KOR)					Match	GUEZENEK Jerome (FRA)					Match
	Game						Game					
	1	2	3	4	5		1	2	3	4	5	
Points won	11	7	11	11		40	7	11	9	5		32
Biggest lead	5	1	2	6		6	-	6	3	1		6
Points won on own serve	4	3	5	3		15	3	4	4	2		13
Points lost on own serve	4	7	5	3		19	7	4	6	8		25
Most consecutive points won	5	4	3	6		6	3	7	4	2		7
Greatest deficit overcome	-	-	3	1		3	-	1	-	-		1
Handedness/Grip	Right/Shakehand						Right/Shakehand					

Game/Match Statistics	Game					Match
	1	2	3	4	5	
Longest rally (strokes)	4	5	5	11		11
Average rally	3	3	3	3		3

Game Progress

1	LEE Chang Ho (KOR)	0	*2	4	*5	6	*7	7	*9	10	11	
	GUEZENEK Jerome (FRA)	*0	0	*0	1	*2	3	*5	5	*6	7	
2	LEE Chang Ho (KOR)	*0	1	*2	2	*2	2	*4	6	*7	7	
	GUEZENEK Jerome (FRA)	0	*1	2	*4	6	*8	8	*8	9	11	
3	LEE Chang Ho (KOR)	0	*2	2	2	*4	*5	5	*6	8	*9	11
	GUEZENEK Jerome (FRA)	*0	0	*2	*4	4	5	*7	8	*8	9	9
4	LEE Chang Ho (KOR)	0	1	*2	3	*5	5	*7	9	11		
	GUEZENEK Jerome (FRA)	*0	*1	2	*3	3	*5	5	*5	5		

NOTES

The "Greatest deficit overcome" only applies when the player ends up winning the game.

LEGEND

SM Men's Singles * Server



Match Results

LEE Chang Ho (KOR) 3-1 EBERHARDT Fernando (ARG)

Game Summary		Match	Game 1	Game 2	Game 3	Game 4	Game 5
LEE Chang Ho	KOR	3	11	11	9	11	
EBERHARDT Fernando	ARG	1	7	6	11	8	
Duration:		28min	5 min	5 min	6 min	6 min	

Match No : SM1(4) Table : 7

Umpires : CLARKE Stan (GBR) EIKMANS Angelo (NED)

Player Statistics	LEE Chang Ho (KOR)					Match	EBERHARDT Fernando (ARG)					Match
	Game						Game					
	1	2	3	4	5		1	2	3	4	5	
Points won	11	11	9	11		42	7	6	11	8		32
Biggest lead	4	5	1	5		5	3	2	4	-		4
Points won on own serve	7	7	5	6		25	4	5	6	5		20
Points lost on own serve	3	1	5	3		12	4	4	4	5		17
Most consecutive points won	3	6	4	4		6	3	2	4	3		4
Greatest deficit overcome	3	2	-	-		3	-	-	1	-		1
Handedness/Grip	Right/Shakehand						Right/Shakehand					

Game/Match Statistics	Game					Match
	1	2	3	4	5	
Longest rally (strokes)	7	7	7	5		7
Average rally	3	4	4	3		3

Game Progress

1	LEE Chang Ho (KOR)	*0	1	*1	2	*4	5	*6	8	*9	11
	EBERHARDT Fernando (ARG)	0	*1	3	*4	4	*5	6	*6	7	7
2	LEE Chang Ho (KOR)	0	*1	2	*2	4	*6	8	*8	10	11
	EBERHARDT Fernando (ARG)	*0	1	*2	4	*4	4	*4	6	*6	6
3	LEE Chang Ho (KOR)	*0	1	*2	3	*3	3	*5	7	*8	9
	EBERHARDT Fernando (ARG)	0	*1	2	*3	5	*7	7	*7	8	*9
4	LEE Chang Ho (KOR)	0	*2	4	*4	5	*6	7	*9	10	*10
	EBERHARDT Fernando (ARG)	*0	0	*0	2	*3	4	*5	5	*6	8

NOTES
The "Greatest deficit overcome" only applies when the player ends up winning the game.

LEGEND
SM Men's Singles * Server



Match Results

DUCAY Jean-Francois (FRA) 3-0 LEE Chang Ho (KOR)

Game Summary		Match	Game 1	Game 2	Game 3	Game 4	Game 5
DUCAY Jean-Francois	FRA	3	11	13	11		
LEE Chang Ho	KOR	0	8	11	9		
Duration:		22min	5 min	7 min	11 min		

Match No : SM1(13) Table : 3

Umpires : GOULDEN David (GBR) TAMURA Nagako (JPN)

Player Statistics	DUCAY Jean-Francois (FRA)					Match	LEE Chang Ho (KOR)					Match
	Game						Game					
	1	2	3	4	5		1	2	3	4	5	
Points won	11	13	11			35	8	11	9			28
Biggest lead	3	4	2			4	3	1	1			3
Points won on own serve	5	6	5			16	4	5	4			13
Points lost on own serve	4	6	5			15	6	7	6			19
Most consecutive points won	3	4	3			4	2	4	3			4
Greatest deficit overcome	3	1	1			3	-	-	-			-
Handedness/Grip	Right/Shakehand						Right/Shakehand					

Game/Match Statistics	Game					Match
	1	2	3	4	5	
Longest rally (strokes)	9	7	11			11
Average rally	3	3	4			3

Game Progress

1	DUCAY Jean-Francois (FRA)	0	*1	2	*2	3	*4	5	*7	8	*10	11				
	LEE Chang Ho (KOR)	*0	1	*2	4	*5	6	*7	7	*8	8	8				
2	DUCAY Jean-Francois (FRA)	*0	1	*2	4	*6	6	*6	7	*8	9	*10	10	*11	12	13
	LEE Chang Ho (KOR)	0	*1	2	*2	2	*4	6	*7	8	*9	10	*11	11	*11	11
3	DUCAY Jean-Francois (FRA)	0	*2	2	*3	5	*6	6	*7	9	*10	11				
	LEE Chang Ho (KOR)	*0	0	*2	3	*3	4	*6	7	*7	8	9				

NOTES

The "Greatest deficit overcome" only applies when the player ends up winning the game.

LEGEND

SM Men's Singles * Server



Match Results

NIKELIS Holger (GER) 3-0 DAVIES Paul (GBR)

Game Summary		Match	Game 1	Game 2	Game 3	Game 4	Game 5
NIKELIS Holger	GER	3	11	11	11		
DAVIES Paul	GBR	0	3	8	8		
Duration:		17min	3 min	5 min	5 min		

Match No : SM1(14) Table : 1

Umpires : DEMARIO Leonor (BRA) LEE Soon-Ju (KOR)

Player Statistics	NIKELIS Holger (GER)					Match	DAVIES Paul (GBR)					Match
	Game						Game					
	1	2	3	4	5		1	2	3	4	5	
Points won	11	11	11			33	3	8	8			19
Biggest lead	8	3	3			8	1	2	3			3
Points won on own serve	6	6	7			19	1	5	5			11
Points lost on own serve	2	3	3			8	5	5	4			14
Most consecutive points won	6	5	3			6	1	2	3			3
Greatest deficit overcome	1	2	3			3	-	-	-			-
Handedness/Grip	Right/Shakehand						Right/Shakehand					

Game/Match Statistics	Game					Match
	1	2	3	4	5	
Longest rally (strokes)	7	5	7			7
Average rally	3	3	3			3

Game Progress

1	NIKELIS Holger (GER)	*0	1	*3	5	*6	8	*10	11			
	DAVIES Paul (GBR)	0	*1	1	*1	2	*2	2	3			
2	NIKELIS Holger (GER)	0	*0	2	*3	3	*5	6	*6	8	*10	11
	DAVIES Paul (GBR)	*0	2	*2	3	*5	5	*6	8	*8	8	8
3	NIKELIS Holger (GER)	*0	1	*2	3	*3	4	*5	7	*8	10	11
	DAVIES Paul (GBR)	0	*1	2	*3	5	*6	7	*7	8	*8	8

NOTES

The "Greatest deficit overcome" only applies when the player ends up winning the game.

LEGEND

SM Men's Singles * Server



Match Results

DAVIES Paul (GBR) 3-2 LEE Chang Ho (KOR)

Game Summary		Match	Game 1	Game 2	Game 3	Game 4	Game 5
DAVIES Paul	GBR	3	9	11	10	11	11
LEE Chang Ho	KOR	2	11	7	12	5	8
Duration:		41min	6 min	6 min	8 min	6 min	7 min

Match No : SM1(15) Table : 3

Umpires : TICACALA Victor Hugo (ARG) SZILY Marta (HUN)

Player Statistics	DAVIES Paul (GBR)						LEE Chang Ho (KOR)					
	Game					Match	Game					Match
	1	2	3	4	5		1	2	3	4	5	
Points won	9	11	10	11	11	52	11	7	12	5	8	43
Biggest lead	2	6	3	7	4	7	2	-	3	-	2	3
Points won on own serve	4	6	4	6	5	25	5	5	5	3	3	21
Points lost on own serve	6	2	7	2	5	22	5	5	6	5	6	27
Most consecutive points won	2	5	3	7	5	7	3	3	6	2	2	6
Greatest deficit overcome	-	-	-	-	2	2	2	-	3	-	-	3
Handedness/Grip	Right/Shakehand						Right/Shakehand					

Game/Match Statistics	Game					Match
	1	2	3	4	5	
Longest rally (strokes)	3	9	7	9	6	9
Average rally	2	3	3	4	3	3

Game Progress

1	DAVIES Paul (GBR)	*0	1	*2	3	*4	5	*7	7	*8	9	9		
	LEE Chang Ho (KOR)	0	*1	2	*3	4	*5	5	*7	8	*9	11		
2	DAVIES Paul (GBR)	0	*2	3	*5	7	*7	8	*8	10	11			
	LEE Chang Ho (KOR)	*0	0	*1	1	*1	3	*4	6	*6	7			
3	DAVIES Paul (GBR)	*0	1	*3	4	*4	4	*5	6	*8	9	*10	10	10
	LEE Chang Ho (KOR)	0	*1	1	*2	4	*6	7	*8	8	*9	10	*11	12
4	DAVIES Paul (GBR)	0	*2	4	*6	7	*8	9	*9	11				
	LEE Chang Ho (KOR)	*0	0	*0	0	*1	2	*3	5	5				
5	DAVIES Paul (GBR)	*0	1	*2	3	*3	5	*7	8	*10	10	11		
	LEE Chang Ho (KOR)	0	*1	2	*3	5	*5	5	*6	6	*8	8		

NOTES
The "Greatest deficit overcome" only applies when the player ends up winning the game.

LEGEND
SM Men's Singles * Server



Match Results

NIKELIS Holger (GER) 3-1 DUCAY Jean-Francois (FRA)

Game Summary		Match	Game 1	Game 2	Game 3	Game 4	Game 5
NIKELIS Holger	GER	3	11	11	3	11	
DUCAY Jean-Francois	FRA	1	4	6	11	6	
Duration:		24min	4 min	5 min	6 min	6 min	

Match No : SM1(16) Table : 1

Umpires : LEE Soon-Ju (KOR) CLARKE Stan (GBR)

Player Statistics	NIKELIS Holger (GER)					Match	DUCAY Jean-Francois (FRA)					Match
	Game						Game					
	1	2	3	4	5		1	2	3	4	5	
Points won	11	11	3	11		36	4	6	11	6		27
Biggest lead	7	5	1	5		7	1	1	8	1		8
Points won on own serve	6	4	2	7		19	2	2	5	5		14
Points lost on own serve	2	4	6	1		13	5	7	1	4		17
Most consecutive points won	5	4	2	4		5	2	2	6	2		6
Greatest deficit overcome	1	1	-	1		1	-	-	1	-		1
Handedness/Grip	Right/Shakehand						Right/Shakehand					

Game/Match Statistics	Game					Match
	1	2	3	4	5	
Longest rally (strokes)	6	7	6	6		7
Average rally	3	3	3	3		3

Game Progress

1	NIKELIS Holger (GER)	*0	1	*2	4	*6	7	*8	10	11	
	DUCAY Jean-Francois (FRA)	0	*1	2	*2	2	*3	4	*4	4	
2	NIKELIS Holger (GER)	0	*1	2	*3	5	*7	7	*9	10	11
	DUCAY Jean-Francois (FRA)	*0	1	*2	3	*3	3	*5	5	*6	6
3	NIKELIS Holger (GER)	*0	1	*2	2	*2	3	*3	3		
	DUCAY Jean-Francois (FRA)	0	*1	2	*4	6	*7	9	11		
4	NIKELIS Holger (GER)	0	*1	3	*3	4	*5	7	*8	10	11
	DUCAY Jean-Francois (FRA)	*0	1	*1	3	*4	5	*5	6	*6	6

NOTES

The "Greatest deficit overcome" only applies when the player ends up winning the game.

LEGEND

SM Men's Singles * Server



Player Statistics

As of MON 3 SEP 2012

Players	NPC	Matches				Games				Match Duration	
		Played	Won	Lost	%Won	Played	Won	Lost	%Won	All	Average
BORGATO Andrea	ITA	2	0	2	0%	6	0	6	0%	38min	19min
Right/Shakehand		Points Won				Points Lost					
C1		Total	Own Serve:	16	Most Consecutive:	3	Total	Own Serve:	36	Most Consecutive:	6
		36	Opp. Serve:	20	GDO:	0	66	Opp. Serve:	30	GLL:	3
CHO Jae Kwan	KOR	2	0	2	0%	8	2	6	25%	1h1min	31min
Right/Shakehand		Points Won				Points Lost					
C1		Total	Own Serve:	38	Most Consecutive:	7	Total	Own Serve:	43	Most Consecutive:	5
		75	Opp. Serve:	37	GDO:	2	85	Opp. Serve:	42	GLL:	3
DAVIES Paul	GBR	4	3	1	75%	16	9	7	56%	1h52min	28min
Right/Shakehand		Points Won				Points Lost					
C1		Total	Own Serve:	70	Most Consecutive:	7	Total	Own Serve:	71	Most Consecutive:	7
		147	Opp. Serve:	77	GDO:	3	140	Opp. Serve:	69	GLL:	4
DAVIES Robert	GBR	2	1	1	50%	8	5	3	63%	1h0min	30min
Right/Shakehand		Points Won				Points Lost					
C1		Total	Own Serve:	45	Most Consecutive:	6	Total	Own Serve:	27	Most Consecutive:	6
		77	Opp. Serve:	32	GDO:	2	64	Opp. Serve:	37	GLL:	1
DUCAY Jean-Francois	FRA	4	3	1	75%	15	10	5	67%	1h46min	27min
Right/Shakehand		Points Won				Points Lost					
C1		Total	Own Serve:	74	Most Consecutive:	6	Total	Own Serve:	58	Most Consecutive:	6
		140	Opp. Serve:	66	GDO:	3	127	Opp. Serve:	69	GLL:	2
EBERHARDT Fernando	ARG	2	1	1	50%	9	4	5	44%	1h12min	36min
Right/Shakehand		Points Won				Points Lost					
C1		Total	Own Serve:	44	Most Consecutive:	6	Total	Own Serve:	45	Most Consecutive:	6
		83	Opp. Serve:	39	GDO:	4	96	Opp. Serve:	51	GLL:	3
GUEZENEC Jerome	FRA	2	0	2	0%	9	3	6	33%	1h8min	34min
Right/Shakehand		Points Won				Points Lost					
C1		Total	Own Serve:	39	Most Consecutive:	7	Total	Own Serve:	52	Most Consecutive:	6
		86	Opp. Serve:	47	GDO:	1	91	Opp. Serve:	39	GLL:	4
KELLER Silvio	SUI	2	1	1	50%	7	3	4	43%	48min	24min
Right/Shakehand		Points Won				Points Lost					
C1		Total	Own Serve:	25	Most Consecutive:	4	Total	Own Serve:	35	Most Consecutive:	7
		57	Opp. Serve:	32	GDO:	2	65	Opp. Serve:	30	GLL:	3
LEE Chang Ho	KOR	4	2	2	50%	16	8	8	50%	1h55min	29min
Right/Shakehand		Points Won				Points Lost					
C1		Total	Own Serve:	74	Most Consecutive:	6	Total	Own Serve:	77	Most Consecutive:	7
		153	Opp. Serve:	79	GDO:	3	151	Opp. Serve:	74	GLL:	3
NIKELIS Holger	GER	4	4	0	100%	14	12	2	86%	1h32min	23min
Right/Shakehand		Points Won				Points Lost					
C1		Total	Own Serve:	74	Most Consecutive:	6	Total	Own Serve:	55	Most Consecutive:	6
		148	Opp. Serve:	74	GDO:	3	107	Opp. Serve:	52	GLL:	2

LEGEND	GDO Greatest deficit overcome	GLL Greatest lead lost	Opp. Opponent's
---------------	--------------------------------------	-------------------------------	------------------------



Table Tennis

Men's Singles - Class 1



Player Statistics

As of MON 3 SEP 2012

Players	NPC	Matches				Games				Match Duration	
		Played	Won	Lost	%Won	Played	Won	Lost	%Won	All	Average
QUINLAN Philip	IRL	2	0	2	0%	6	0	6	0%	44min	22min
Left/Shakehand		Points Won						Points Lost			
C1		Total	Own Serve:	18	Most Consecutive:	4	Total	Own Serve:	33	Most Consecutive:	6
		38	Opp. Serve:	20	GDO:	0	66	Opp. Serve:	33	GLL:	2
VEVERA Andreas	AUT	2	1	1	50%	8	5	3	63%	54min	27min
Right/Shakehand		Points Won						Points Lost			
C1		Total	Own Serve:	33	Most Consecutive:	7	Total	Own Serve:	36	Most Consecutive:	4
		78	Opp. Serve:	45	GDO:	4	60	Opp. Serve:	24	GLL:	3

NOTES
The "Greatest deficit overcome" only applies when the player ends up winning the game and "Greatest lead lost" only when losing.

LEGEND
GDO Greatest deficit overcome **GLL** Greatest lead lost **Opp.** Opponent's



Tournament Statistics

As of MON 3 SEP 2012

Statistics	Preliminaries	Semifinals	Finals	Total
Matches Total	12	2	2	16
Game Margin: 3:0	5 42%	2 100%		7 44%
3:1	4 33%		1 50%	5 31%
3:2	3 25%		1 50%	4 25%
Invalid Results Mark				
Duration: Total	5h31min	39min	1h5min	7h15min
Longest	44min	22min	41min	44min
Shortest	19min	17min	24min	17min
Average	28min	20min	33min	27min
Games Total	46	6	9	61
Point Margin 11				
10				
9	1 2%			1 2%
8	2 4%	1 17%	1 11%	4 7%
7	1 2%		1 11%	2 3%
6	7 15%		1 11%	8 13%
5	6 13%		2 22%	8 13%
4	8 17%		1 11%	9 15%
3	11 24%	3 50%	1 11%	15 25%
2	10 22%	2 33%	2 22%	14 23%
Invalid Results Mark				
Duration: Total	4h12min	36min	54min	5h42min
Longest	10min	11min	8min	11min
Shortest	3min	3min	4min	3min
Average	5min	6min	6min	6min
Points Total	847	115	158	1120
per game	18.41	19.17	17.56	18.36
Most consecutive won	7	6	7	7
Greatest deficit overcome	4	3	3	4
Longest rally	15	11	9	15
Average rally	3	3	3	3

NOTES
The "Greatest deficit overcome" only applies when the player ends up winning the game.



Table Tennis

Men's Singles - Class 2



Entry List by Event

As of FRI 24 AUG 2012

NPC	How Qualified	Name	Date of Birth
AUT - Austria	QL (13)	RUEP Hans	18 JUN 1960
BRA - Brazil	QR (15)	ESPINDOLA Iranildo	24 JAN 1969
	QL (19)	SOUZA Ronaldo	27 DEC 1976
CHN - People's Republic of China	QL (12)	GAO Yanming	25 FEB 1964
CZE - Czech Republic	QL (6)	SUCHANEK Jiri	9 MAY 1982
FRA - France	QL (4)	BOURY Vincent	21 JUN 1969
	QL (7)	LAMIRAULT Fabien	17 MAR 1980
	QR (5)	MOLLIENS Stephane	23 SEP 1974
IRI - Islamic Republic of Iran	QI (21)	JANFESHAN Hassan	27 FEB 1966
IRL - Ireland	QI (38)	ROONEY Ronan	27 MAR 1960
ITA - Italy	QL (18)	VELLA Giuseppe	20 NOV 1969
KOR - Republic of Korea	QL (11)	KIM Kong Yong	28 AUG 1968
	QL (1)	KIM Kyung Mook	19 FEB 1965
	QR (3)	KIM Min Gyu	14 OCT 1977
RUS - Russian Federation	QL (9)	PODDUBNYY Sergey	1 OCT 1968
SVK - Slovakia	QL (8)	LUDROVSKY Martin	1 SEP 1973
	QL (14)	REVUCKY Rastislav	17 MAY 1978
	QL (2)	RIAPOS Jan	28 SEP 1968

NOTES

All changes are available in INFO.
(nnn) in "How Qualified" represents the player's singles world ranking as of July 2012.

LEGEND

QI Qualification by Invitation **QL** Qualification by Ranking List **QR** Regional Qualification



Draw

GROUP A

Rk	Name	NPC	KOR	IRI	AUT	Match Points
1	KIM Kyung Mook	KOR		3:0 (13:11, 12:10, 11:7)	3:0 (11:7, 11:4, 11:7)	4
2	JANFESHAN Hassan	IRI	0:3 (11:13, 10:12, 7:11)		3:1 (15:17, 11:7, 11:6, 11:9)	3
3	RUEP Hans	AUT	0:3 (7:11, 4:11, 7:11)	1:3 (17:15, 7:11, 6:11, 9:11)		2

GROUP B

Rk	Name	NPC	SVK	KOR	ITA	Match Points
1	RIAPOS Jan	SVK		3:1 (11:6, 11:8, 14:16, 11:7)	3:0 (12:10, 11:6, 11:8)	4
2	KIM Kong Yong	KOR	1:3 (6:11, 8:11, 16:14, 7:11)		3:1 (7:11, 11:6, 11:8, 12:10)	3
3	VELLA Giuseppe	ITA	0:3 (10:12, 6:11, 8:11)	1:3 (11:7, 6:11, 8:11, 10:12)		2

GROUP C

Rk	Name	NPC	KOR	CHN	BRA	Match Points
1	KIM Min Gyu	KOR		3:0 (11:2, 11:2, 11:7)	3:0 (11:3, 11:7, 11:8)	4
2	GAO Yanming	CHN	0:3 (2:11, 2:11, 7:11)		3:1 (8:11, 12:10, 11:5, 11:2)	3
3	ESPINDOLA Iranildo	BRA	0:3 (3:11, 7:11, 8:11)	1:3 (11:8, 10:12, 5:11, 2:11)		2

GROUP D

Rk	Name	NPC	FRA	SVK	IRL	Match Points
1	BOURY Vincent	FRA		3:1 (8:11, 11:9, 11:9, 11:5)	3:0 (11:2, 11:2, 11:3)	4
2	LUDROVSKY Martin	SVK	1:3 (11:8, 9:11, 9:11, 5:11)		3:0 (11:2, 11:8, 11:5)	3
3	ROONEY Ronan	IRL	0:3 (2:11, 2:11, 3:11)	0:3 (2:11, 8:11, 5:11)		2



Draw

GROUP E

Rk	Name	NPC	RUS	SVK	FRA	Match Points
1	PODDUBNYY Sergey	RUS		3:0 (11:7, 11:9, 11:6)	1:3 (6:11, 3:11, 13:11, 8:11)	3
2	REVUCKY Rastislav	SVK	0:3 (7:11, 9:11, 6:11)		3:0 (11:8, 11:8, 11:8)	3
3	MOLLIENS Stephane	FRA	3:1 (11:6, 11:3, 11:13, 11:8)	0:3 (8:11, 8:11, 8:11)		3

GROUP F

Rk	Name	NPC	FRA	BRA	CZE	Match Points
1	LAMIRAULT Fabien	FRA		3:2 (11:6, 1:11, 5:11, 11:8, 11:6)	3:1 (11:2, 10:12, 11:7, 11:6)	4
2	SOUZA Ronaldo	BRA	2:3 (6:11, 11:1, 11:5, 8:11, 6:11)		3:0 (11:9, 11:8, 15:13)	3
3	SUCHANEK Jiri	CZE	1:3 (2:11, 12:10, 7:11, 6:11)	0:3 (9:11, 8:11, 13:15)		2

Qualification rule:

First from each group will qualify for the Quarterfinals.

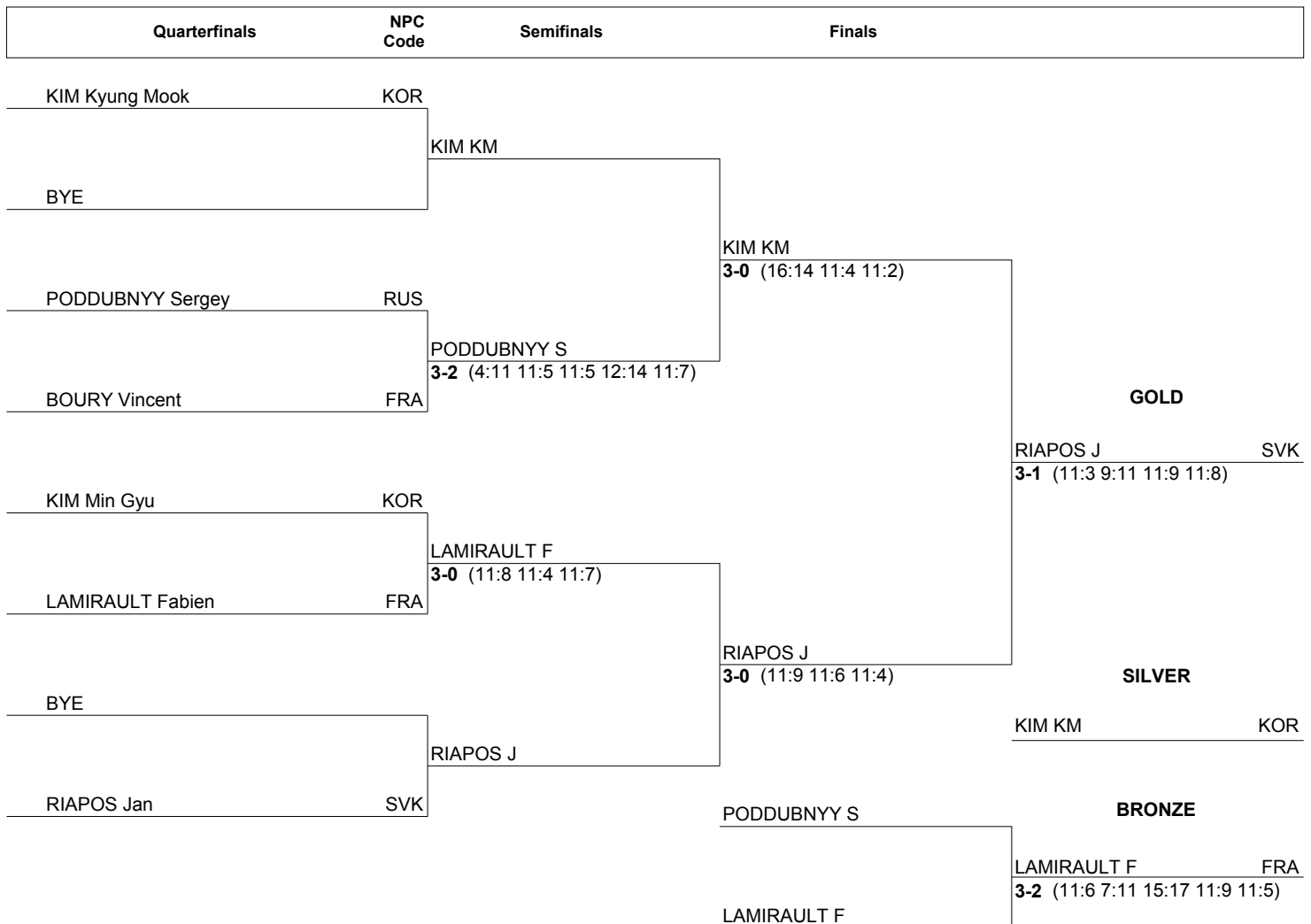
LEGEND

Rk Rank



Draw

QUALIFIED FROM GROUPS				
Group	Rk	Name	NPC	Match Points
A	1	KIM Kyung Mook	KOR	4
B	1	RIAPOS Jan	SVK	4
C	1	KIM Min Gyu	KOR	4
D	1	BOURY Vincent	FRA	4
E	1	PODDUBNY Y Sergey	RUS	3
F	1	LAMIRAULT Fabien	FRA	4



LEGEND
Rk Rank



Match Results

JANFESHAN Hassan (IRI) 3-1 RUEP Hans (AUT)

Game Summary		Match	Game 1	Game 2	Game 3	Game 4	Game 5
JANFESHAN Hassan	IRI	3	15	11	11	11	
RUEP Hans	AUT	1	17	7	6	9	
Duration:		38min	10 min	5 min	6 min	6 min	

Match No : SM2(7) Table : 5

Umpires : CLARKE Stan (GBR) EIKMANS Angelo (NED)

Player Statistics	JANFESHAN Hassan (IRI)					Match	RUEP Hans (AUT)					Match
	Game						Game					
	1	2	3	4	5		1	2	3	4	5	
Points won	15	11	11	11		48	17	7	6	9		39
Biggest lead	1	4	8	4		8	2	1	-	2		2
Points won on own serve	8	5	5	8		26	9	4	2	7		22
Points lost on own serve	8	3	4	2		17	7	6	6	3		22
Most consecutive points won	3	4	7	4		7	3	3	4	3		4
Greatest deficit overcome	-	1	-	2		2	1	-	-	-		1
Handedness/Grip	Right/Shakehand						Right/Shakehand					

Game/Match Statistics	Game					Match
	1	2	3	4	5	
Longest rally (strokes)	6	6	6	4		6
Average rally	3	3	3	2		3

Game Progress

1	JANFESHAN Hassan (IRI)	*0	0	*2	3	*3	4	*6	7	*7	9	*10	10	*11	12	*12	12	*13	14
	RUEP Hans (AUT)	0	*2	2	*3	5	*6	6	*7	9	*9	10	*11	11	*11	12	*13	13	*13
		*14	15	*15	15	15													
		14	*14	15	*16	17													
2	JANFESHAN Hassan (IRI)	0	*1	3	*4	4	*6	8	*9	10	11								
	RUEP Hans (AUT)	*0	1	*1	2	*4	4	*4	5	*6	7								
3	JANFESHAN Hassan (IRI)	*0	1	*3	5	*7	8	*10	10	*10	11								
	RUEP Hans (AUT)	0	*1	1	*1	1	*2	2	*4	6	6								
4	JANFESHAN Hassan (IRI)	0	*0	2	*4	5	*6	8	*8	10	*10	11							
	RUEP Hans (AUT)	*0	2	*2	2	*3	4	*4	6	*6	8	9							

NOTES
The "Greatest deficit overcome" only applies when the player ends up winning the game.

LEGEND
SM Men's Singles * Server



Match Results

KIM Kyung Mook (KOR) 3-0 RUEP Hans (AUT)

Game Summary		Match	Game 1	Game 2	Game 3	Game 4	Game 5
KIM Kyung Mook	KOR	3	11	11	11		
RUEP Hans	AUT	0	7	4	7		
Duration:		20min	5 min	4 min	5 min		

Match No : SM2(13) Table : 1

Umpires : ABDEL NASSER Gamal (EGY) BROWN David (GBR)

Player Statistics	KIM Kyung Mook (KOR)					Match	RUEP Hans (AUT)					Match
	Game						Game					
	1	2	3	4	5		1	2	3	4	5	
Points won	11	11	11			33	7	4	7			18
Biggest lead	4	7	5			7	1	-	1			1
Points won on own serve	7	4	8			19	4	1	5			10
Points lost on own serve	3	3	2			8	4	7	3			14
Most consecutive points won	3	6	4			6	1	2	2			2
Greatest deficit overcome	1	-	1			1	-	-	-			-
Handedness/Grip	Right/Shakehand						Right/Shakehand					

Game/Match Statistics	Game					Match
	1	2	3	4	5	
Longest rally (strokes)	11	7	8			11
Average rally	4	4	5			4

Game Progress

1	KIM Kyung Mook (KOR)	*0	1	*2	4	*5	6	*7	8	*9	11
	RUEP Hans (AUT)	0	*1	2	*2	3	*4	5	*6	7	7
2	KIM Kyung Mook (KOR)	0	*2	4	*6	7	*8	8	*10	11	
	RUEP Hans (AUT)	*0	0	*0	0	*1	2	*4	4	4	
3	KIM Kyung Mook (KOR)	*0	1	*2	4	*5	7	*8	9	*9	11
	RUEP Hans (AUT)	0	*1	2	*2	3	*3	4	*5	7	7

NOTES
The "Greatest deficit overcome" only applies when the player ends up winning the game.

LEGEND
SM Men's Singles * Server



Match Results

KIM Kyung Mook (KOR) 3-0 JANFESHAN Hassan (IRI)

Game Summary		Match	Game 1	Game 2	Game 3	Game 4	Game 5
KIM Kyung Mook	KOR	3	13	12	11		
JANFESHAN Hassan	IRI	0	11	10	7		
Duration:		25min	10 min	7 min	8 min		

Match No : SM2(1) Table : 5

Umpires : TAMURA Nagako (JPN) KARSHTEDT Yelena (USA)

Player Statistics	KIM Kyung Mook (KOR)					Match	JANFESHAN Hassan (IRI)					Match
	Game						Game					
	1	2	3	4	5		1	2	3	4	5	
Points won	13	12	11			36	11	10	7			28
Biggest lead	2	2	4			4	2	2	1			2
Points won on own serve	6	7	5			18	5	6	4			15
Points lost on own serve	6	4	3			13	7	5	6			18
Most consecutive points won	3	3	3			3	3	3	1			3
Greatest deficit overcome	2	2	1			2	-	-	-			-
Handedness/Grip	Right/Shakehand						Right/Shakehand					

Game/Match Statistics	Game					Match
	1	2	3	4	5	
Longest rally (strokes)	12	7	8			12
Average rally	4	3	3			3

Game Progress

1	KIM Kyung Mook (KOR)	0	*2	3	*3	4	*5	6	*7	7	*8	10	*11	*11	12	13
	JANFESHAN Hassan (IRI)	*0	0	*1	3	*4	5	*6	7	*9	10	*10	10	11	*11	11
2	KIM Kyung Mook (KOR)	*0	1	*2	3	*4	5	*6	7	*7	9	*10	11	12		
	JANFESHAN Hassan (IRI)	0	*1	2	*3	4	*5	6	*7	9	*9	10	*10	10		
3	KIM Kyung Mook (KOR)	0	*1	2	*3	4	*5	7	*8	9	11					
	JANFESHAN Hassan (IRI)	*0	1	*2	3	*4	5	*5	6	*7	7					

NOTES
The "Greatest deficit overcome" only applies when the player ends up winning the game.

LEGEND
SM Men's Singles * Server



Match Results

KIM Kong Yong (KOR) 3-1 VELLA Giuseppe (ITA)

Game Summary		Match	Game 1	Game 2	Game 3	Game 4	Game 5
KIM Kong Yong	KOR	3	7	11	11	12	
VELLA Giuseppe	ITA	1	11	6	8	10	
Duration:		28min	5 min	5 min	5 min	7 min	

Match No : SM2(8) Table : 7

Umpires : KRMEJ Milana (SLO) WILLIAMS Jackie (GBR)

Player Statistics	KIM Kong Yong (KOR)					Match	VELLA Giuseppe (ITA)					Match	
	Game						Match	Game					
	1	2	3	4	5			1	2	3	4		5
Points won	7	11	11	12		41	11	6	8	10		35	
Biggest lead	1	5	8	3		8	5	1	1	2		5	
Points won on own serve	5	6	5	7		23	6	4	3	6		19	
Points lost on own serve	5	2	5	4		16	2	5	6	5		18	
Most consecutive points won	2	4	9	4		9	4	1	6	3		6	
Greatest deficit overcome	-	1	1	2		2	1	-	-	-		1	
Handedness/Grip	Right/Shakehand						Right/Shakehand						

Game/Match Statistics	Game					Match
	1	2	3	4	5	
Longest rally (strokes)	6	8	6	8		8
Average rally	3	3	3	4		3

Game Progress

1	KIM Kong Yong (KOR)	*0	1	*1	2	*3	4	*4	5	*6	7	VELLA Giuseppe (ITA)	0	*1	3	*4	5	*6	8	*9	10	11						
2	KIM Kong Yong (KOR)	0	*1	3	*4	5	*6	8	*9	10	11	VELLA Giuseppe (ITA)	*0	1	*1	2	*3	4	*4	5	*6	6						
3	KIM Kong Yong (KOR)	*0	1	*3	5	*7	9	*10	10	*10	10	11	VELLA Giuseppe (ITA)	0	*1	1	*1	1	*1	2	*4	6	*8	8				
4	KIM Kong Yong (KOR)	0	*1	3	*4	5	*6	6	*7	8	*8	10	*11	12	VELLA Giuseppe (ITA)	*0	1	*1	2	*3	4	*6	7	*8	10	*10	10	10

NOTES
The "Greatest deficit overcome" only applies when the player ends up winning the game.

LEGEND
SM Men's Singles * Server



Match Results

RIAPOS Jan (SVK) 3-1 KIM Kong Yong (KOR)

Game Summary		Match	Game 1	Game 2	Game 3	Game 4	Game 5
RIAPOS Jan	SVK	3	11	11	14	11	
KIM Kong Yong	KOR	1	6	8	16	7	
Duration:		30min	6 min	4 min	10 min	5 min	

Match No : SM2(14) Table : 3

Umpires : FRASER Margot (GBR) le PAGE Tim (GBR)

Player Statistics	RIAPOS Jan (SVK)					Match	KIM Kong Yong (KOR)					Match
	Game						Game					
	1	2	3	4	5		1	2	3	4	5	
Points won	11	11	14	11		47	6	8	16	7		37
Biggest lead	5	3	1	4		5	1	2	3	2		3
Points won on own serve	5	6	5	5		21	3	5	6	4		18
Points lost on own serve	3	3	10	3		19	6	5	9	6		26
Most consecutive points won	3	3	3	4		4	2	2	3	2		3
Greatest deficit overcome	1	2	-	2		2	-	-	1	-		1
Handedness/Grip	Right/Shakehand						Right/Shakehand					

Game/Match Statistics	Game					Match
	1	2	3	4	5	
Longest rally (strokes)	11	14	15	13		15
Average rally	5	6	6	7		6

Game Progress

1	RIAPOS Jan (SVK)	*0	1	*3	4	*6	7	8	*9	*10	11	KIM Kong Yong (KOR)	0	*1	1	*2	2	*3	*4	5	6	6																
2	RIAPOS Jan (SVK)	0	*0	2	*3	4	*5	6	*7	8	*10	11	KIM Kong Yong (KOR)	*0	2	*2	3	*4	5	*6	7	*8	8	8														
3	RIAPOS Jan (SVK)	*0	0	*2	3	*3	4	*6	6	*8	9	*10	11	*11	12	*12	12	*13	13	KIM Kong Yong (KOR)	0	*2	2	*3	5	*6	6	*8	8	*9	10	*10	11	*11	12	*13	13	*14
		*14	14	14	14	*15	16																															
4	RIAPOS Jan (SVK)	0	*0	2	*3	4	*6	7	*8	9	11	KIM Kong Yong (KOR)	*0	2	*2	3	*4	4	*5	6	*7	7																

NOTES
The "Greatest deficit overcome" only applies when the player ends up winning the game.

LEGEND
SM Men's Singles * Server



Match Results

RIAPOS Jan (SVK) 3-0 VELLA Giuseppe (ITA)

Game Summary		Match	Game 1	Game 2	Game 3	Game 4	Game 5
RIAPOS Jan	SVK	3	12	11	11		
VELLA Giuseppe	ITA	0	10	6	8		
Duration:		21min	5 min	4 min	5 min		

Match No : SM2(2) Table : 7

Umpires : HIGGINS Peter (GBR) GOULDEN David (GBR)

Player Statistics	RIAPOS Jan (SVK)					Match	VELLA Giuseppe (ITA)					Match
	Game						Game					
	1	2	3	4	5		1	2	3	4	5	
Points won	12	11	11			34	10	6	8			24
Biggest lead	4	5	3			5	3	1	2			3
Points won on own serve	5	4	7			16	4	2	4			10
Points lost on own serve	6	4	4			14	7	7	4			18
Most consecutive points won	7	3	3			7	4	3	4			4
Greatest deficit overcome	3	1	2			3	-	-	-			-
Handedness/Grip	Right/Shakehand						Right/Shakehand					

Game/Match Statistics	Game					Match
	1	2	3	4	5	
Longest rally (strokes)	7	8	6			8
Average rally	3	4	3			3

Game Progress

1	RIAPOS Jan (SVK)	*0	0	*1	2	*4	6	*8	9	*9	9	*10	11	12
	VELLA Giuseppe (ITA)	0	*2	3	*4	4	*4	4	*5	7	*9	10	*10	10
2	RIAPOS Jan (SVK)	0	*2	2	*3	4	*6	7	*8	10	11			
	VELLA Giuseppe (ITA)	*0	0	*2	3	*4	4	*5	6	*6	6			
3	RIAPOS Jan (SVK)	*0	2	*2	2	*3	5	*6	7	*9	10	11		
	VELLA Giuseppe (ITA)	0	*0	2	*4	5	*5	6	*7	7	*8	8		

NOTES

The "Greatest deficit overcome" only applies when the player ends up winning the game.

LEGEND

SM Men's Singles * Server



Match Results

GAO Yanming (CHN) 3-1 ESPINDOLA Iranildo (BRA)

Game Summary		Match	Game 1	Game 2	Game 3	Game 4	Game 5
GAO Yanming	CHN	3	8	12	11	11	
ESPINDOLA Iranildo	BRA	1	11	10	5	2	
Duration:		29min	6 min	7 min	5 min	4 min	

Match No : SM2(9) Table : 1

Umpires : FRASER Margot (GBR) le PAGE Tim (GBR)

Player Statistics	GAO Yanming (CHN)					Match	ESPINDOLA Iranildo (BRA)					Match	
	Game						Match	Game					
	1	2	3	4	5			1	2	3	4		5
Points won	8	12	11	11		42	11	10	5	2		28	
Biggest lead	1	6	6	9		9	4	-	-	-		4	
Points won on own serve	5	5	6	6		22	7	4	3	1		15	
Points lost on own serve	4	6	2	1		13	3	7	5	5		20	
Most consecutive points won	4	6	3	6		6	4	4	2	1		4	
Greatest deficit overcome	-	-	-	-		-	1	-	-	-		1	
Handedness/Grip	Right/Shakehand						Right/Shakehand						

Game/Match Statistics	Game					Match
	1	2	3	4	5	
Longest rally (strokes)	16	17	7	5		17
Average rally	4	4	3	3		3

Game Progress

1	GAO Yanming (CHN)	0	*0	0	*2	4	*5	6	*6	8	*8	8	ESPINDOLA Iranildo (BRA)	*0	2	*4	4	*4	5	*6	8	*8	10	11				
2	GAO Yanming (CHN)	*0	1	*3	5	*7	7	*8	9	*10	10	*10	11	12	ESPINDOLA Iranildo (BRA)	0	*1	1	*1	1	*3	4	*5	6	*8	10	*10	10
3	GAO Yanming (CHN)	0	*2	3	*5	6	*6	8	*9	11	ESPINDOLA Iranildo (BRA)	*0	0	*1	1	*2	4	*4	5	5								
4	GAO Yanming (CHN)	*0	2	*4	6	*7	8	*10	11	ESPINDOLA Iranildo (BRA)	0	*0	0	*0	1	*2	2	2										

NOTES
The "Greatest deficit overcome" only applies when the player ends up winning the game.

LEGEND
SM Men's Singles * Server



Match Results

KIM Min Gyu (KOR) 3-0 GAO Yanming (CHN)

Game Summary		Match	Game 1	Game 2	Game 3	Game 4	Game 5
KIM Min Gyu	KOR	3	11	11	11		
GAO Yanming	CHN	0	2	2	7		
Duration:		16min	3 min	4 min	6 min		

Match No : SM2(15) Table : 5

Umpires : WILLIAMSON Robert (GBR) REID Lynda (GBR)

Player Statistics	KIM Min Gyu (KOR)					Match	GAO Yanming (CHN)					Match
	Game						Game					
	1	2	3	4	5		1	2	3	4	5	
Points won	11	11	11			33	2	2	7			11
Biggest lead	9	9	4			9	-	-	2			2
Points won on own serve	7	4	7			18	2	0	4			6
Points lost on own serve	0	2	3			5	4	7	4			15
Most consecutive points won	7	6	3			7	1	1	2			2
Greatest deficit overcome	-	-	2			2	-	-	-			-
Handedness/Grip	Right/Shakehand						Right/Shakehand					

Game/Match Statistics	Game					Match
	1	2	3	4	5	
Longest rally (strokes)	7	7	9			9
Average rally	4	4	3			4

Game Progress

1	KIM Min Gyu (KOR)	*0	2	*4	6	*7	9	*10	11		
	GAO Yanming (CHN)	0	*0	0	*0	1	*1	2	2		
2	KIM Min Gyu (KOR)	0	*2	4	*6	7	*9	10	11		
	GAO Yanming (CHN)	*0	0	*0	0	*1	1	*2	2		
3	KIM Min Gyu (KOR)	*0	1	*1	3	*4	5	*7	8	*9	11
	GAO Yanming (CHN)	0	*1	3	*3	4	*5	5	*6	7	7

NOTES
The "Greatest deficit overcome" only applies when the player ends up winning the game.

LEGEND
SM Men's Singles * Server



Match Results

KIM Min Gyu (KOR) 3-0 ESPINDOLA Iranildo (BRA)

Game Summary		Match	Game 1	Game 2	Game 3	Game 4	Game 5
KIM Min Gyu	KOR	3	11	11	11		
ESPINDOLA Iranildo	BRA	0	3	7	8		
Duration:		21min	6 min	6 min	9 min		

Match No : SM2(3) Table : 1

Umpires : KARAU Bernhard (GER) TONGE Karen (GBR)

Player Statistics	KIM Min Gyu (KOR)					Match	ESPINDOLA Iranildo (BRA)					Match
	Game						Game					
	1	2	3	4	5		1	2	3	4	5	
Points won	11	11	11			33	3	7	8			18
Biggest lead	8	4	5			8	1	1	-			1
Points won on own serve	4	7	7			18	1	4	6			11
Points lost on own serve	2	3	2			7	7	4	4			15
Most consecutive points won	9	3	5			9	2	2	3			3
Greatest deficit overcome	1	1	-			1	-	-	-			-
Handedness/Grip	Right/Shakehand						Right/Shakehand					

Game/Match Statistics	Game					Match
	1	2	3	4	5	
Longest rally (strokes)	5	6	8			8
Average rally	3	4	3			3

Game Progress

1	KIM Min Gyu (KOR)	0	*1	3	*5	7	*9	9	11			
	ESPINDOLA Iranildo (BRA)	*0	1	*1	1	*1	1	*3	3			
2	KIM Min Gyu (KOR)	*0	1	*2	3	*4	5	*6	8	*9	11	
	ESPINDOLA Iranildo (BRA)	0	*1	2	*3	4	*5	6	*6	7	7	
3	KIM Min Gyu (KOR)	0	*2	4	*5	6	*6	7	*7	9	*10	11
	ESPINDOLA Iranildo (BRA)	*0	0	*0	1	*2	4	*5	7	*7	8	8

NOTES
The "Greatest deficit overcome" only applies when the player ends up winning the game.

LEGEND
SM Men's Singles * Server



Match Results

LUDROVSKY Martin (SVK) 3-0 ROONEY Ronan (IRL)

Game Summary		Match	Game 1	Game 2	Game 3	Game 4	Game 5
LUDROVSKY Martin	SVK	3	11	11	11		
ROONEY Ronan	IRL	0	2	8	5		
Duration:		23min	4 min	7 min	7 min		

Match No : SM2(10) Table : 3

Umpires : SUTCLIFFE Russell (GBR) PAYNE Michael (GBR)

Player Statistics	LUDROVSKY Martin (SVK)					Match	ROONEY Ronan (IRL)					Match
	Game						Game					
	1	2	3	4	5		1	2	3	4	5	
Points won	11	11	11			33	2	8	5			15
Biggest lead	9	5	6			9	-	1	-			1
Points won on own serve	6	7	8			21	1	6	5			12
Points lost on own serve	1	2	0			3	5	4	3			12
Most consecutive points won	9	4	5			9	2	3	2			3
Greatest deficit overcome	-	1	-			1	-	-	-			-
Handedness/Grip	Right/Shakehand						Right/Shakehand					

Game/Match Statistics	Game					Match
	1	2	3	4	5	
Longest rally (strokes)	13	14	12			14
Average rally	5	5	5			5

Game Progress

1	LUDROVSKY Martin (SVK)	*0	2	*4	6	*8	9	*10	11			
	ROONEY Ronan (IRL)	0	*0	0	*0	0	*1	2	2			
2	LUDROVSKY Martin (SVK)	0	*1	3	*4	5	*7	8	*8	10	*10	11
	ROONEY Ronan (IRL)	*0	1	*1	2	*3	3	*4	6	*6	8	8
3	LUDROVSKY Martin (SVK)	*0	2	*2	4	*4	6	*7	9	11		
	ROONEY Ronan (IRL)	0	*0	2	*2	4	*4	5	*5	5		

NOTES

The "Greatest deficit overcome" only applies when the player ends up winning the game.

LEGEND

SM Men's Singles * Server



Match Results

BOURY Vincent (FRA) 3-1 LUDROVSKY Martin (SVK)

Game Summary		Match	Game 1	Game 2	Game 3	Game 4	Game 5
BOURY Vincent	FRA	3	8	11	11	11	
LUDROVSKY Martin	SVK	1	11	9	9	5	
Duration:		34min	6 min	7 min	6 min	6 min	

Match No : SM2(16) Table : 7

Umpires : ZHANG Yingqiu (CHN) MONTFORT Neil (AUS)

Player Statistics	BOURY Vincent (FRA)					Match	LUDROVSKY Martin (SVK)					Match
	Game						Game					
	1	2	3	4	5		1	2	3	4	5	
Points won	8	11	11	11		41	11	9	9	5		34
Biggest lead	1	2	5	6		6	4	2	-	1		4
Points won on own serve	5	7	5	6		23	7	5	4	3		19
Points lost on own serve	4	4	5	2		15	3	4	6	5		18
Most consecutive points won	4	4	3	5		5	4	3	3	2		4
Greatest deficit overcome	-	2	-	1		2	1	-	-	-		1
Handedness/Grip	Right/Shakehand						Right/Shakehand					

Game/Match Statistics	Game					Match
	1	2	3	4	5	
Longest rally (strokes)	10	15	10	20		20
Average rally	4	5	4	6		5

Game Progress

1	BOURY Vincent (FRA)	0	*1	2	*2	3	*3	5	*7	8	*8	8
	LUDROVSKY Martin (SVK)	*0	1	*2	4	*5	7	*7	7	*8	10	11
2	BOURY Vincent (FRA)	*0	1	*1	2	*4	5	*5	*7	*9	10	11
	LUDROVSKY Martin (SVK)	0	*1	3	*4	4	*5	7	7	7	*8	9
3	BOURY Vincent (FRA)	0	*2	3	*5	6	*7	8	*9	10	*10	11
	LUDROVSKY Martin (SVK)	*0	0	*1	1	*2	3	*4	5	*6	8	9
4	BOURY Vincent (FRA)	*0	1	*2	3	*5	7	*8	10	11		
	LUDROVSKY Martin (SVK)	0	*1	2	*3	3	*3	4	*4	5		

NOTES

The "Greatest deficit overcome" only applies when the player ends up winning the game.

LEGEND

SM Men's Singles * Server



Match Results

BOURY Vincent (FRA) 3-0 ROONEY Ronan (IRL)

Game Summary		Match	Game 1	Game 2	Game 3	Game 4	Game 5
BOURY Vincent	FRA	3	11	11	11		
ROONEY Ronan	IRL	0	2	2	3		
Duration:		21min	4 min	6 min	6 min		

Match No : SM2(4) Table : 3

Umpires : SZILY Marta (HUN) ROBERTS Averil (NZL)

Player Statistics	BOURY Vincent (FRA)					Match	ROONEY Ronan (IRL)					Match
	Game						Game					
	1	2	3	4	5		1	2	3	4	5	
Points won	11	11	11			33	2	2	3			7
Biggest lead	9	9	8			9	1	-	1			1
Points won on own serve	6	5	6			17	1	1	1			3
Points lost on own serve	1	1	2			4	5	6	5			16
Most consecutive points won	6	5	9			9	1	1	2			2
Greatest deficit overcome	1	-	1			1	-	-	-			-
Handedness/Grip	Right/Shakehand						Right/Shakehand					

Game/Match Statistics	Game					Match
	1	2	3	4	5	
Longest rally (strokes)	6	6	13			13
Average rally	3	4	5			4

Game Progress

1	BOURY Vincent (FRA)	*0	1	*3	5	*6	8	*10	11
	ROONEY Ronan (IRL)	0	*1	1	*1	2	*2	2	2
2	BOURY Vincent (FRA)	0	*2	3	*5	7	*8	10	11
	ROONEY Ronan (IRL)	*0	0	*1	1	*1	2	*2	2
3	BOURY Vincent (FRA)	*0	1	*2	3	*5	7	*9	11
	ROONEY Ronan (IRL)	0	*1	2	*3	3	*3	3	3

NOTES

The "Greatest deficit overcome" only applies when the player ends up winning the game.

LEGEND

SM Men's Singles * Server



Match Results

PODDUBNYY Sergey (RUS) 3-0 REVUCKY Rastislav (SVK)

Game Summary		Match	Game 1	Game 2	Game 3	Game 4	Game 5
PODDUBNYY Sergey	RUS	3	11	11	11		
REVUCKY Rastislav	SVK	0	7	9	6		
Duration:		19min	5 min	6 min	5 min		

Match No : SM2(11) Table : 5

Umpires : ZHANG Yingqiu (CHN) MONTFORT Neil (AUS)

Player Statistics	PODDUBNYY Sergey (RUS)					Match	REVUCKY Rastislav (SVK)					Match
	Game						Game					
	1	2	3	4	5		1	2	3	4	5	
Points won	11	11	11			33	7	9	6			22
Biggest lead	4	3	5			5	-	1	-			1
Points won on own serve	6	6	6			18	3	5	3			11
Points lost on own serve	4	4	3			11	5	5	5			15
Most consecutive points won	4	4	3			4	2	4	2			4
Greatest deficit overcome	-	1	-			1	-	-	-			-
Handedness/Grip	Right/Shakehand						Right/Shakehand					

Game/Match Statistics	Game					Match
	1	2	3	4	5	
Longest rally (strokes)	15	19	13			19
Average rally	5	6	5			5

Game Progress

1	PODDUBNYY Sergey (RUS)	*0 2 *4 4 *5 6 *7 8 *9 11
	REVUCKY Rastislav (SVK)	0 *0 0 *2 3 *4 5 *6 7 7
2	PODDUBNYY Sergey (RUS)	0 *1 2 *3 5 *6 6 *7 9 *10 11
	REVUCKY Rastislav (SVK)	*0 1 *2 3 *3 4 *6 7 *7 8 9
3	PODDUBNYY Sergey (RUS)	*0 2 *3 5 *6 7 *8 8 *10 11
	REVUCKY Rastislav (SVK)	0 *0 1 *1 2 *3 4 *6 6 6

NOTES

The "Greatest deficit overcome" only applies when the player ends up winning the game.

LEGEND

SM Men's Singles * Server



Match Results

MOLLIENS Stephane (FRA) 3-1 PODDUBNYI Sergey (RUS)

Game Summary		Match	Game 1	Game 2	Game 3	Game 4	Game 5
MOLLIENS Stephane	FRA	3	11	11	11	11	
PODDUBNYI Sergey	RUS	1	6	3	13	8	
Duration:		28min	5 min	4 min	8 min	5 min	

Match No : SM2(17) Table : 1

Umpires : BALGHAITH Alawi (QAT) SHERRATT Derek (GBR)

Player Statistics	MOLLIENS Stephane (FRA)					Match	PODDUBNYI Sergey (RUS)					Match	
	Game						Match	Game					
	1	2	3	4	5			1	2	3	4		5
Points won	11	11	11	11		44	6	3	13	8		30	
Biggest lead	5	8	1	3		8	1	-	4	2		4	
Points won on own serve	5	6	5	8		24	3	1	6	6		16	
Points lost on own serve	3	2	7	2		14	6	5	6	3		20	
Most consecutive points won	5	6	4	4		6	2	1	4	2		4	
Greatest deficit overcome	1	-	-	2		2	-	-	1	-		1	
Handedness/Grip	Left/Shakehand						Right/Shakehand						

Game/Match Statistics	Game					Match
	1	2	3	4	5	
Longest rally (strokes)	11	11	15	8		15
Average rally	5	4	6	4		5

Game Progress

1	MOLLIENS Stephane (FRA)	0	*1	3	*5	6	*6	7	*9	10	11					
	PODDUBNYI Sergey (RUS)	*0	1	*1	1	*2	4	*5	5	*6	6					
2	MOLLIENS Stephane (FRA)	*0	2	*3	5	*7	8	*10	11							
	PODDUBNYI Sergey (RUS)	0	*0	1	*1	1	*2	2	3							
3	MOLLIENS Stephane (FRA)	0	*1	1	*1	2	*4	5	*6	7	*8	10	*11	11	*11	11
	PODDUBNYI Sergey (RUS)	*0	1	*3	5	*6	6	*7	8	*9	10	*10	10	*11	12	13
4	MOLLIENS Stephane (FRA)	*0	1	*1	2	*4	6	*6	8	*8	10	11				
	PODDUBNYI Sergey (RUS)	0	*1	3	*4	4	*4	6	*6	8	*8	8				

NOTES

The "Greatest deficit overcome" only applies when the player ends up winning the game.

LEGEND

SM Men's Singles * Server



Match Results

REVUCKY Rastislav (SVK) 3-0 MOLLIENS Stephane (FRA)

Game Summary		Match	Game 1	Game 2	Game 3	Game 4	Game 5
REVUCKY Rastislav	SVK	3	11	11	11		
MOLLIENS Stephane	FRA	0	8	8	8		
Duration:		25min	6 min	6 min	9 min		

Match No : SM2(5) Table : 5

Umpires : ABDEL NASSER Gamal (EGY) BROWN David (GBR)

Player Statistics	REVUCKY Rastislav (SVK)					Match	MOLLIENS Stephane (FRA)					Match
	Game						Game					
	1	2	3	4	5		1	2	3	4	5	
Points won	11	11	11			33	8	8	8			24
Biggest lead	4	3	5			5	2	2	-			2
Points won on own serve	2	6	5			13	0	5	3			8
Points lost on own serve	8	3	5			16	9	5	6			20
Most consecutive points won	6	4	3			6	2	2	4			4
Greatest deficit overcome	2	2	-			2	-	-	-			-
Handedness/Grip	Right/Shakehand						Left/Shakehand					

Game/Match Statistics	Game					Match
	1	2	3	4	5	
Longest rally (strokes)	14	12	13			14
Average rally	5	5	5			5

Game Progress

1	REVUCKY Rastislav (SVK)	*0	0	*2	2	*4	6	*8	8	*10	10	11
	MOLLIENS Stephane (FRA)	0	*2	2	*4	4	*4	4	*6	6	*8	8
2	REVUCKY Rastislav (SVK)	0	*1	2	*2	3	*5	7	*8	9	*10	11
	MOLLIENS Stephane (FRA)	*0	1	*2	4	*5	5	*5	6	*7	8	8
3	REVUCKY Rastislav (SVK)	*0	1	*3	4	*5	7	*8	8	*9	10	11
	MOLLIENS Stephane (FRA)	0	*1	1	*2	3	*3	4	*6	7	*8	8

NOTES
The "Greatest deficit overcome" only applies when the player ends up winning the game.

LEGEND
SM Men's Singles * Server



Match Results

LAMIRAULT Fabien (FRA) 3-2 SOUZA Ronaldo (BRA)

Game Summary		Match	Game 1	Game 2	Game 3	Game 4	Game 5
LAMIRAULT Fabien	FRA	3	11	1	5	11	11
SOUZA Ronaldo	BRA	2	6	11	11	8	6
Duration:		40min	6 min	4 min	6 min	7 min	8 min

Match No : SM2(12) Table : 7

Umpires : BROWN David (GBR) ABDEL NASSER Gamal (EGY)

Player Statistics	LAMIRAULT Fabien (FRA)						SOUZA Ronaldo (BRA)					
	Game					Match	Game					Match
	1	2	3	4	5		1	2	3	4	5	
Points won	11	1	5	11	11	39	6	11	11	8	6	42
Biggest lead	5	-	-	4	5	5	1	10	8	-	2	10
Points won on own serve	7	1	3	7	4	22	5	6	6	5	3	25
Points lost on own serve	1	5	5	3	3	17	4	0	2	4	7	17
Most consecutive points won	4	1	3	4	5	5	2	8	5	4	2	8
Greatest deficit overcome	1	-	-	-	2	2	-	-	-	-	-	-
Handedness/Grip	Right/Shakehand						Right/Shakehand					

Game/Match Statistics	Game					Match
	1	2	3	4	5	
Longest rally (strokes)	14	7	8	10	13	14
Average rally	5	3	4	4	5	4

Game Progress

1	LAMIRAULT Fabien (FRA)	0	*1	2	*3	5	*6	8	*8	10	11	
	SOUZA Ronaldo (BRA)	*0	1	*2	3	*3	4	*4	6	*6	6	
2	LAMIRAULT Fabien (FRA)	*0	0	*0	0	*0	1	1				
	SOUZA Ronaldo (BRA)	0	*2	4	*6	8	*9	11				
3	LAMIRAULT Fabien (FRA)	0	*0	1	*1	2	*2	2	*4	5		
	SOUZA Ronaldo (BRA)	*0	2	*3	5	*6	8	*10	10	11		
4	LAMIRAULT Fabien (FRA)	*0	2	*2	4	*6	6	*6	8	*9	10	11
	SOUZA Ronaldo (BRA)	0	*0	2	*2	2	*4	6	*6	7	*8	8
5	LAMIRAULT Fabien (FRA)	0	*0	1	*3	3	*5	7	8	10	11	
	SOUZA Ronaldo (BRA)	*0	2	*3	3	*5	5	*5	*6	*6	6	

NOTES

The "Greatest deficit overcome" only applies when the player ends up winning the game.

LEGEND

SM Men's Singles * Server



Match Results

LAMIRAULT Fabien (FRA) 3-1 SUCHANEK Jiri (CZE)

Game Summary		Match	Game 1	Game 2	Game 3	Game 4	Game 5
LAMIRAULT Fabien	FRA	3	11	10	11	11	
SUCHANEK Jiri	CZE	1	2	12	7	6	
Duration:		27min	3 min	6 min	8 min	8 min	

Match No : SM2(18) Table : 3

Umpires : KARSHTEDT Yelena (USA) TAMURA Nagako (JPN)

Player Statistics	LAMIRAULT Fabien (FRA)					Match	SUCHANEK Jiri (CZE)					Match
	Game						Game					
	1	2	3	4	5		1	2	3	4	5	
Points won	11	10	11	11		43	2	12	7	6		27
Biggest lead	9	1	4	5		9	-	3	2	-		3
Points won on own serve	6	6	8	6		26	1	7	5	4		17
Points lost on own serve	1	5	2	2		10	5	4	3	5		17
Most consecutive points won	5	3	6	5		6	1	4	3	4		4
Greatest deficit overcome	-	-	2	-		2	-	1	-	-		1
Handedness/Grip	Right/Shakehand						Right/Shakehand					

Game/Match Statistics	Game					Match
	1	2	3	4	5	
Longest rally (strokes)	7	8	10	6		10
Average rally	4	4	4	3		4

Game Progress

1	LAMIRAULT Fabien (FRA)	*0	2	*3	5	*7	8	*10	11					
	SUCHANEK Jiri (CZE)	0	*0	1	*1	1	*2	2	2					
2	LAMIRAULT Fabien (FRA)	0	*0	2	*3	4	*4	5	*6	7	*9	10	*10	10
	SUCHANEK Jiri (CZE)	*0	2	*2	3	*4	6	*7	8	*9	9	*10	11	12
3	LAMIRAULT Fabien (FRA)	*0	2	*3	4	*4	5	*5	7	*9	11			
	SUCHANEK Jiri (CZE)	0	*0	1	*2	4	*5	7	*7	7	7			
4	LAMIRAULT Fabien (FRA)	0	*2	4	*5	6	*6	7	*8	10	11			
	SUCHANEK Jiri (CZE)	*0	0	*0	1	*2	4	*5	6	*6	6			

NOTES

The "Greatest deficit overcome" only applies when the player ends up winning the game.

LEGEND

SM Men's Singles * Server



Match Results

SOUZA Ronaldo (BRA) 3-0 SUCHANEK Jiri (CZE)

Game Summary		Match	Game 1	Game 2	Game 3	Game 4	Game 5
SOUZA Ronaldo	BRA	3	11	11	15		
SUCHANEK Jiri	CZE	0	9	8	13		
Duration:		27min	6 min	6 min	10 min		

Match No : SM2(6) Table : 7

Umpires : SUTCLIFFE Russell (GBR) PAYNE Michael (GBR)

Player Statistics	SOUZA Ronaldo (BRA)					Match	SUCHANEK Jiri (CZE)					Match
	Game						Game					
	1	2	3	4	5		1	2	3	4	5	
Points won	11	11	15			37	9	8	13			30
Biggest lead	2	5	2			5	2	-	2			2
Points won on own serve	7	6	8			21	6	5	7			18
Points lost on own serve	3	3	6			12	4	5	7			16
Most consecutive points won	4	5	3			5	4	3	3			4
Greatest deficit overcome	2	-	2			2	-	-	-			-
Handedness/Grip	Right/Shakehand						Right/Shakehand					

Game/Match Statistics	Game					Match
	1	2	3	4	5	
Longest rally (strokes)	8	8	11			11
Average rally	3	4	4			4

Game Progress

1	SOUZA Ronaldo (BRA)	*0	1	*1	3	*4	6	*7	7	*7	9	11								
	SUCHANEK Jiri (CZE)	0	*1	3	*3	4	*4	5	*7	9	*9	9								
2	SOUZA Ronaldo (BRA)	0	*2	3	*3	5	*7	8	*9	10	*10	11								
	SUCHANEK Jiri (CZE)	*0	0	*1	3	*3	3	*4	5	*6	8	8								
3	SOUZA Ronaldo (BRA)	*0	1	*2	3	*4	5	*6	7	*7	9	*10	11	*11	11	*12	12	*13	14	
	SUCHANEK Jiri (CZE)	0	*1	2	*3	4	*5	6	*7	9	*9	10	*10	11	*12	12	*13	13	*13	
		15																		
		13																		

NOTES
The "Greatest deficit overcome" only applies when the player ends up winning the game.

LEGEND
SM Men's Singles * Server



Match Results

PODDUBNY Y Sergey (RUS) 3-2 BOURY Vincent (FRA)

Game Summary		Match	Game 1	Game 2	Game 3	Game 4	Game 5
PODDUBNY Y Sergey	RUS	3	4	11	11	12	11
BOURY Vincent	FRA	2	11	5	5	14	7
Duration:		38min	4 min	4 min	4 min	9 min	6 min

Match No : SM2(19) Table : 1

Umpires : SUTCLIFFE Russell (GBR) SHERRATT Derek (GBR)

Player Statistics	PODDUBNY Y Sergey (RUS)						BOURY Vincent (FRA)					
	Game					Match	Game					Match
	1	2	3	4	5		1	2	3	4	5	
Points won	4	11	11	12	11	49	11	5	5	14	7	42
Biggest lead	1	6	7	2	4	7	7	1	2	2	1	7
Points won on own serve	1	6	7	7	5	26	5	3	4	8	4	24
Points lost on own serve	6	2	1	6	3	18	3	5	4	5	6	23
Most consecutive points won	2	5	9	2	3	9	7	2	3	3	2	7
Greatest deficit overcome	-	1	2	-	1	2	1	-	-	2	-	2
Handedness/Grip	Right/Shakehand						Right/Shakehand					

Game/Match Statistics	Game					Match
	1	2	3	4	5	
Longest rally (strokes)	10	16	10	13	14	16
Average rally	5	5	4	5	5	5

Game Progress

1	PODDUBNY Y Sergey (RUS)	0	*1	1	*1	1	*2	3	*4	4								
	BOURY Vincent (FRA)	*0	1	*3	5	*7	8	*9	10	11								
2	PODDUBNY Y Sergey (RUS)	*0	1	*2	4	*5	6	*7	9	11								
	BOURY Vincent (FRA)	0	*1	2	*2	3	*4	5	*5	5								
3	PODDUBNY Y Sergey (RUS)	0	*0	2	*4	6	*8	9	*9	11								
	BOURY Vincent (FRA)	*0	2	*2	2	*2	2	*3	5	5								
4	PODDUBNY Y Sergey (RUS)	*0	2	*3	3	*4	4	*5	7	*7	9	*10	11	*11	11	*12	12	12
	BOURY Vincent (FRA)	0	*0	1	*3	4	*6	7	*7	9	*9	10	*10	11	*12	12	*13	14
5	PODDUBNY Y Sergey (RUS)	0	*1	2	*3	4	*5	7	*8	9	11							
	BOURY Vincent (FRA)	*0	1	*2	3	*4	5	*5	6	*7	7							

NOTES
The "Greatest deficit overcome" only applies when the player ends up winning the game.

LEGEND
SM Men's Singles * Server



Match Results

LAMIRAULT Fabien (FRA) 3-0 KIM Min Gyu (KOR)

Game Summary		Match	Game 1	Game 2	Game 3	Game 4	Game 5
LAMIRAULT Fabien	FRA	3	11	11	11		
KIM Min Gyu	KOR	0	8	4	7		
Duration:		21min	4 min	4 min	5 min		

Match No : SM2(20) Table : 3

Umpires : KARSHTEDT Yelena (USA) BORODAVCHENKO Igor (RUS)

Player Statistics	LAMIRAULT Fabien (FRA)					Match	KIM Min Gyu (KOR)					Match
	Game						Game					
	1	2	3	4	5		1	2	3	4	5	
Points won	11	11	11			33	8	4	7			19
Biggest lead	6	7	5			7	2	1	-			2
Points won on own serve	5	7	4			16	4	3	3			10
Points lost on own serve	4	1	4			9	6	4	7			17
Most consecutive points won	8	7	4			8	5	3	3			5
Greatest deficit overcome	2	1	-			2	-	-	-			-
Handedness/Grip	Right/Shakehand						Right/Shakehand					

Game/Match Statistics	Game					Match
	1	2	3	4	5	
Longest rally (strokes)	12	11	10			12
Average rally	6	5	5			5

Game Progress

1	LAMIRAULT Fabien (FRA)	0	*1	1	*3	5	*7	9	*9	9	*10	11
	KIM Min Gyu (KOR)	*0	1	*3	3	*3	3	*3	5	*7	8	8
2	LAMIRAULT Fabien (FRA)	*0	2	*2	3	*4	6	*8	10	11		
	KIM Min Gyu (KOR)	0	*0	2	*3	4	*4	4	*4	4		
3	LAMIRAULT Fabien (FRA)	0	*2	4	*5	6	*7	7	*8	9	11	
	KIM Min Gyu (KOR)	*0	0	*0	1	*2	3	*5	6	*7	7	

NOTES

The "Greatest deficit overcome" only applies when the player ends up winning the game.

LEGEND

SM Men's Singles * Server



Match Results

KIM Kyung Mook (KOR) 3-0 PODDUBNYI Sergey (RUS)

Game Summary		Match	Game 1	Game 2	Game 3	Game 4	Game 5
KIM Kyung Mook	KOR	3	16	11	11		
PODDUBNYI Sergey	RUS	0	14	4	2		
Duration:		19min	8 min	4 min	4 min		

Match No : SM2(23) Table : 5

Umpires : REID Lynda (GBR) EIKMANS Angelo (NED)

Player Statistics	KIM Kyung Mook (KOR)					Match	PODDUBNYI Sergey (RUS)					Match
	Game						Game					
	1	2	3	4	5		1	2	3	4	5	
Points won	16	11	11			38	14	4	2			20
Biggest lead	3	7	9			9	2	-	1			2
Points won on own serve	9	6	6			21	8	1	1			10
Points lost on own serve	6	3	1			10	7	5	5			17
Most consecutive points won	4	4	10			10	3	3	1			3
Greatest deficit overcome	2	-	1			2	-	-	-			-
Handedness/Grip	Right/Shakehand						Right/Shakehand					

Game/Match Statistics	Game					Match
	1	2	3	4	5	
Longest rally (strokes)	18	12	7			18
Average rally	5	4	5			5

Game Progress

1	KIM Kyung Mook (KOR)	*0	1	*1	3	*5	6	*7	8	*9	10	*10	11	*11	12	*12	12	*13	13
	PODDUBNYI Sergey (RUS)	0	*1	3	*3	3	*4	5	*6	7	*8	10	*10	11	*11	12	*13	13	*14
		*14	15	16															
		14	*14	14															
2	KIM Kyung Mook (KOR)	0	*2	4	*5	*7	*8	8	*10	11									
	PODDUBNYI Sergey (RUS)	*0	0	*0	1	1	2	*4	4	4									
3	KIM Kyung Mook (KOR)	*0	1	*2	4	*6	8	*10	11										
	PODDUBNYI Sergey (RUS)	0	*1	2	*2	2	*2	2	2										

NOTES
The "Greatest deficit overcome" only applies when the player ends up winning the game.

LEGEND
SM Men's Singles * Server



Match Results

RIAPOS Jan (SVK) 3-0 LAMIRAULT Fabien (FRA)

Game Summary		Match	Game 1	Game 2	Game 3	Game 4	Game 5
RIAPOS Jan	SVK	3	11	11	11		
LAMIRAULT Fabien	FRA	0	9	6	4		
Duration:		19min	5 min	5 min	5 min		

Match No : SM2(24) Table : 7

Umpires : KRMEJ Milana (SLO) ATTOOR Satheese (IND)

Player Statistics	RIAPOS Jan (SVK)					Match	LAMIRAULT Fabien (FRA)					Match
	Game						Game					
	1	2	3	4	5		1	2	3	4	5	
Points won	11	11	11			33	9	6	4			19
Biggest lead	3	5	7			7	1	1	1			1
Points won on own serve	7	6	6			19	6	3	3			12
Points lost on own serve	3	3	1			7	4	5	5			14
Most consecutive points won	3	5	5			5	3	2	2			3
Greatest deficit overcome	1	1	1			1	-	-	-			-
Handedness/Grip	Right/Shakehand						Right/Shakehand					

Game/Match Statistics	Game					Match
	1	2	3	4	5	
Longest rally (strokes)	14	7	19			19
Average rally	6	4	6			5

Game Progress

1	RIAPOS Jan (SVK)	0	*1	3	*4	5	*5	6	*7	8	*9	11
	LAMIRAULT Fabien (FRA)	*0	1	*1	2	*3	5	*6	7	*8	9	9
2	RIAPOS Jan (SVK)	*0	1	*2	4	*6	6	*7	9	*10	11	
	LAMIRAULT Fabien (FRA)	0	*1	2	*2	2	*4	5	*5	6	6	
3	RIAPOS Jan (SVK)	0	*1	2	*3	5	*6	8	*10	11		
	LAMIRAULT Fabien (FRA)	*0	1	*2	3	*3	4	*4	4	4		

NOTES

The "Greatest deficit overcome" only applies when the player ends up winning the game.

LEGEND

SM Men's Singles * Server



Match Results

LAMIRAULT Fabien (FRA) 3-2 PODDUBNYI Sergey (RUS)

Game Summary		Match	Game 1	Game 2	Game 3	Game 4	Game 5
LAMIRAULT Fabien	FRA	3	11	7	15	11	11
PODDUBNYI Sergey	RUS	2	6	11	17	9	5
Duration:		48min	5 min	5 min	13 min	7 min	7 min

Match No : SM2(25) Table : 3

Umpires : KARAU Bernhard (GER) BROWN David (GBR)

Player Statistics	LAMIRAULT Fabien (FRA)						PODDUBNYI Sergey (RUS)					
	Game					Match	Game					Match
	1	2	3	4	5		1	2	3	4	5	
Points won	11	7	15	11	11	55	6	11	17	9	5	48
Biggest lead	5	2	3	3	6	6	2	4	2	1	1	4
Points won on own serve	6	3	8	7	4	28	3	6	9	6	1	25
Points lost on own serve	3	5	8	3	4	23	5	4	7	4	7	27
Most consecutive points won	5	2	4	4	5	5	2	3	4	3	2	4
Greatest deficit overcome	2	-	-	1	1	2	-	2	3	-	-	3
Handedness/Grip	Right/Shakehand						Right/Shakehand					

Game/Match Statistics	Game					Match
	1	2	3	4	5	
Longest rally (strokes)	10	9	22	18	16	22
Average rally	4	4	7	8	6	6

Game Progress

1	LAMIRAULT Fabien (FRA)	*0	1	*1	3	*5	6	*7	8	*10	11	PODDUBNYI Sergey (RUS)	0	*1	3	*3	3	*4	5	*6	6	6																
2	LAMIRAULT Fabien (FRA)	0	*2	2	*3	3	*4	6	*6	7	7	PODDUBNYI Sergey (RUS)	*0	0	*2	3	*5	6	*6	8	*9	11																
3	LAMIRAULT Fabien (FRA)	*0	0	*1	2	*3	5	*7	7	*9	10	*10	10	*11	12	*12	13	*13	14	PODDUBNYI Sergey (RUS)	0	*2	3	*4	5	*5	5	*7	7	*8	10	*11	11	*11	12	*12	13	*13
		*14	15	*15	15	15	14	*14	15	*16	17																											
4	LAMIRAULT Fabien (FRA)	0	*1	2	*3	5	*5	6	*7	9	*10	11	PODDUBNYI Sergey (RUS)	*0	1	*2	3	*3	5	*6	7	*7	8	9														
5	LAMIRAULT Fabien (FRA)	*0	1	*3	3	*5	7	*8	9	11	PODDUBNYI Sergey (RUS)	0	*1	1	*3	3	*3	4	*5	5																		

NOTES
The "Greatest deficit overcome" only applies when the player ends up winning the game.

LEGEND
SM Men's Singles * Server



Match Results

RIAPOS Jan (SVK) 3-1 KIM Kyung Mook (KOR)

Game Summary		Match	Game 1	Game 2	Game 3	Game 4	Game 5
RIAPOS Jan	SVK	3	11	9	11	11	
KIM Kyung Mook	KOR	1	3	11	9	8	
Duration:		28min	4 min	6 min	6 min	6 min	

Match No : SM2(26) Table : 1

Umpires : WILLIAMS Jackie (GBR) WILLIAMSON Robert (GBR)

Player Statistics	RIAPOS Jan (SVK)					Match	KIM Kyung Mook (KOR)					Match
	Game						Game					
	1	2	3	4	5		1	2	3	4	5	
Points won	11	9	11	11		42	3	11	9	8		31
Biggest lead	8	-	5	6		8	-	5	2	1		5
Points won on own serve	6	7	6	6		25	1	8	5	5		19
Points lost on own serve	2	3	4	3		12	5	2	5	5		17
Most consecutive points won	4	4	5	4		5	1	4	7	5		7
Greatest deficit overcome	-	-	2	1		2	-	-	-	-		-
Handedness/Grip	Right/Shakehand						Right/Shakehand					

Game/Match Statistics	Game					Match
	1	2	3	4	5	
Longest rally (strokes)	7	11	13	17		17
Average rally	5	5	5	6		5

Game Progress

1	RIAPOS Jan (SVK)	*0	1	*3	5	*6	7	*9	11			
	KIM Kyung Mook (KOR)	0	*1	1	*1	2	*3	3	3			
2	RIAPOS Jan (SVK)	0	*0	2	*2	3	*4	5	5	*6	*8	9
	KIM Kyung Mook (KOR)	*0	2	*2	4	*5	6	*7	*9	10	10	11
3	RIAPOS Jan (SVK)	*0	1	*2	4	*6	7	*7	7	*7	9	11
	KIM Kyung Mook (KOR)	0	*1	2	*2	2	*3	5	*7	9	*9	9
4	RIAPOS Jan (SVK)	0	*1	2	*4	6	*7	9	*9	9	*10	11
	KIM Kyung Mook (KOR)	*0	1	*2	2	*2	3	*3	5	*7	8	8

NOTES

The "Greatest deficit overcome" only applies when the player ends up winning the game.

LEGEND

SM Men's Singles * Server



Player Statistics

As of MON 3 SEP 2012

Players	NPC	Matches				Games				Match Duration	
		Played	Won	Lost	%Won	Played	Won	Lost	%Won	All	Average
BOURY Vincent	FRA	3	2	1	67%	12	8	4	67%	1h33min	31min
Right/Shakehand		Points Won				Points Lost					
C2		Total	Own Serve:	64	Most Consecutive:	9	Total	Own Serve:	42	Most Consecutive:	9
		116	Opp. Serve:	52	GDO:	2	90	Opp. Serve:	48	GLL:	2
ESPINDOLA Iranildo	BRA	2	0	2	0%	7	1	6	14%	50min	25min
Right/Shakehand		Points Won				Points Lost					
C2		Total	Own Serve:	26	Most Consecutive:	4	Total	Own Serve:	35	Most Consecutive:	9
		46	Opp. Serve:	20	GDO:	1	75	Opp. Serve:	40	GLL:	1
GAO Yanming	CHN	2	1	1	50%	7	3	4	43%	45min	23min
Right/Shakehand		Points Won				Points Lost					
C2		Total	Own Serve:	28	Most Consecutive:	6	Total	Own Serve:	28	Most Consecutive:	7
		53	Opp. Serve:	25	GDO:	0	61	Opp. Serve:	33	GLL:	2
JANFESHAN Hassan	IRI	2	1	1	50%	7	3	4	43%	1h3min	32min
Right/Shakehand		Points Won				Points Lost					
C2		Total	Own Serve:	41	Most Consecutive:	7	Total	Own Serve:	35	Most Consecutive:	4
		76	Opp. Serve:	35	GDO:	2	75	Opp. Serve:	40	GLL:	2
KIM Kong Yong	KOR	2	1	1	50%	8	4	4	50%	58min	29min
Right/Shakehand		Points Won				Points Lost					
C2		Total	Own Serve:	41	Most Consecutive:	9	Total	Own Serve:	42	Most Consecutive:	6
		78	Opp. Serve:	37	GDO:	2	82	Opp. Serve:	40	GLL:	2
KIM Kyung Mook	KOR	4	3	1	75%	13	10	3	77%	1h32min	23min
Right/Shakehand		Points Won				Points Lost					
C2		Total	Own Serve:	77	Most Consecutive:	10	Total	Own Serve:	48	Most Consecutive:	5
		138	Opp. Serve:	61	GDO:	2	108	Opp. Serve:	60	GLL:	2
KIM Min Gyu	KOR	3	2	1	67%	9	6	3	67%	58min	19min
Right/Shakehand		Points Won				Points Lost					
C2		Total	Own Serve:	46	Most Consecutive:	9	Total	Own Serve:	29	Most Consecutive:	8
		85	Opp. Serve:	39	GDO:	2	62	Opp. Serve:	33	GLL:	2
LAMIRAULT Fabien	FRA	5	4	1	80%	20	12	8	60%	2h35min	31min
Right/Shakehand		Points Won				Points Lost					
C2		Total	Own Serve:	104	Most Consecutive:	8	Total	Own Serve:	73	Most Consecutive:	8
		189	Opp. Serve:	85	GDO:	2	169	Opp. Serve:	96	GLL:	3
LUDROVSKY Martin	SVK	2	1	1	50%	7	4	3	57%	57min	29min
Right/Shakehand		Points Won				Points Lost					
C2		Total	Own Serve:	40	Most Consecutive:	9	Total	Own Serve:	21	Most Consecutive:	5
		67	Opp. Serve:	27	GDO:	1	56	Opp. Serve:	35	GLL:	2
MOLLIENS Stephane	FRA	2	1	1	50%	7	3	4	43%	53min	27min
Left/Shakehand		Points Won				Points Lost					
C2		Total	Own Serve:	32	Most Consecutive:	6	Total	Own Serve:	34	Most Consecutive:	6
		68	Opp. Serve:	36	GDO:	2	63	Opp. Serve:	29	GLL:	2

LEGEND	GDO Greatest deficit overcome	GLL Greatest lead lost	Opp. Opponent's
---------------	--------------------------------------	-------------------------------	------------------------


Player Statistics

As of MON 3 SEP 2012

Players	NPC	Matches				Games				Match Duration	
		Played	Won	Lost	%Won	Played	Won	Lost	%Won	All	Average
PODDUBNY Y Sergey	RUS	5	2	3	40%	20	9	11	45%	2h32min	30min
Right/Shakehand		Points Won				Points Lost					
C2		Total	Own Serve:	95	Most Consecutive:	9	Total	Own Serve:	93	Most Consecutive:	10
		180	Opp. Serve:	85	GDO:	3	201	Opp. Serve:	108	GLL:	2
REVUCKY Rastislav	SVK	2	1	1	50%	6	3	3	50%	44min	22min
Right/Shakehand		Points Won				Points Lost					
C2		Total	Own Serve:	24	Most Consecutive:	6	Total	Own Serve:	31	Most Consecutive:	4
		55	Opp. Serve:	31	GDO:	2	57	Opp. Serve:	26	GLL:	1
RIAPOS Jan	SVK	4	4	0	100%	14	12	2	86%	1h38min	25min
Right/Shakehand		Points Won				Points Lost					
C2		Total	Own Serve:	81	Most Consecutive:	7	Total	Own Serve:	52	Most Consecutive:	7
		156	Opp. Serve:	75	GDO:	3	111	Opp. Serve:	59	GLL:	1
ROONEY Ronan	IRL	2	0	2	0%	6	0	6	0%	44min	22min
Right/Shakehand		Points Won				Points Lost					
C2		Total	Own Serve:	15	Most Consecutive:	3	Total	Own Serve:	28	Most Consecutive:	9
		22	Opp. Serve:	7	GDO:	0	66	Opp. Serve:	38	GLL:	1
RUEP Hans	AUT	2	0	2	0%	7	1	6	14%	58min	29min
Right/Shakehand		Points Won				Points Lost					
C2		Total	Own Serve:	32	Most Consecutive:	4	Total	Own Serve:	36	Most Consecutive:	7
		57	Opp. Serve:	25	GDO:	1	81	Opp. Serve:	45	GLL:	2
SOUZA Ronaldo	BRA	2	1	1	50%	8	5	3	63%	1h7min	34min
Right/Shakehand		Points Won				Points Lost					
C2		Total	Own Serve:	46	Most Consecutive:	8	Total	Own Serve:	29	Most Consecutive:	5
		79	Opp. Serve:	33	GDO:	2	69	Opp. Serve:	40	GLL:	2
SUCHANEK Jiri	CZE	2	0	2	0%	7	1	6	14%	54min	27min
Right/Shakehand		Points Won				Points Lost					
C2		Total	Own Serve:	35	Most Consecutive:	4	Total	Own Serve:	33	Most Consecutive:	6
		57	Opp. Serve:	22	GDO:	1	80	Opp. Serve:	47	GLL:	2
VELLA Giuseppe	ITA	2	0	2	0%	7	1	6	14%	49min	25min
Right/Shakehand		Points Won				Points Lost					
C2		Total	Own Serve:	29	Most Consecutive:	6	Total	Own Serve:	36	Most Consecutive:	9
		59	Opp. Serve:	30	GDO:	1	75	Opp. Serve:	39	GLL:	3

NOTES

The "Greatest deficit overcome" only applies when the player ends up winning the game and "Greatest lead lost" only when losing.

LEGEND
GDO Greatest deficit overcome **GLL** Greatest lead lost **Opp.** Opponent's



Tournament Statistics

As of MON 3 SEP 2012

Statistics	Preliminaries	Quarterfinals	Semifinals	Finals	Total
Matches Total	18	2	2	2	24
Game Margin: 3:0	10 56%	1 50%	2 100%		13 54%
3:1	7 39%			1 50%	8 33%
3:2	1 6%	1 50%		1 50%	3 13%
Invalid Results Mark					
Duration: Total	7h52min	59min	38min	1h16min	10h45min
Longest	40min	38min	19min	48min	48min
Shortest	16min	21min	19min	28min	16min
Average	26min	30min	19min	38min	27min
Games Total	63	8	6	9	86
Point Margin 11					
10	1 2%				1 1%
9	7 11%		1 17%		8 9%
8	3 5%			1 11%	4 5%
7	1 2%	2 25%	2 33%		5 6%
6	4 6%	2 25%		1 11%	7 8%
5	9 14%		1 17%	1 11%	11 13%
4	10 16%	2 25%		1 11%	13 15%
3	13 21%	1 13%		1 11%	15 17%
2	15 24%	1 13%	2 33%	4 44%	22 26%
Invalid Results Mark					
Duration: Total	6h19min	40min	31min	59min	8h29min
Longest	10min	9min	8min	13min	13min
Shortest	3min	4min	4min	4min	3min
Average	6min	5min	5min	7min	6min
Points Total	1152	143	110	176	1581
per game	18.29	17.88	18.33	19.56	18.38
Most consecutive won	9	9	10	7	10
Greatest deficit overcome	3	2	2	3	3
Longest rally	20	16	19	22	22
Average rally	4	5	5	6	4

NOTES
The "Greatest deficit overcome" only applies when the player ends up winning the game.



Table Tennis

Men's Singles - Class 3



Entry List by Event

As of TUE 28 AUG 2012

NPC	How Qualified	Name	Date of Birth
ARG - Argentina	QR (23)	COPOLA Gabriel	20 JAN 1984
AUT - Austria	QL (18)	DOLLMANN Manfred	31 AUG 1964
	QL (9)	KRAMMINGER Egon	5 AUG 1948
BRA - Brazil	QL (9)	KNAF Welder	6 APR 1981
CHN - People's Republic of China	QL (1)	FENG Panfeng	20 DEC 1989
	QR (3)	ZHAO Ping	31 MAR 1965
CZE - Czech Republic	QI (16)	HADRAVA Jaroslav	12 AUG 1977
ESP - Spain	QL (8)	PINAS Tomas	8 JUL 1982
	QL (22)	RODRIGUEZ Miguel	17 SEP 1969
FRA - France	QL (17)	GUILHEM Yann	16 FEB 1969
	QL (4)	MERRIEN Florian	21 NOV 1984
	QL (7)	ROBIN Jean-Philippe	11 MAY 1967
GER - Germany	QL (5)	BRUECHLE Thomas	29 JUL 1976
	QL (14)	GUERTLER Jan	6 FEB 1970
	QL (2)	SCHMIDBERGER Thomas	23 OCT 1991
HKG - Hong Kong, China	QL (12)	KO Hang Yee	23 AUG 1988
ISR - Israel	QL (15)	GEVA Liran	8 MAR 1974
KOR - Republic of Korea	QL (20)	JEYOUNG Young Ill	6 FEB 1958
	QL (13)	KIM Jeong Seok	5 OCT 1974
	QL (18)	KIM Jin Sung	24 JAN 1977
NGR - Nigeria	QR (38)	OLUADE Egbisola	7 AUG 1971
ROU - Romania	QI (31)	MAKSZIN Dacian	25 AUG 1980
SRB - Serbia	QR (6)	KESLER Zlatko	17 MAR 1960
SWE - Sweden	QL (11)	OHGREN Alexander	14 OCT 1988

NOTES

All changes are available in INFO.
(nnn) in "How Qualified" represents the player's singles world ranking as of July 2012.

LEGEND

QI Qualification by Invitation **QL** Qualification by Ranking List **QR** Regional Qualification



Draw

GROUP A

Rk	Name	NPC	CHN	KOR	CZE	Match Points
1	FENG Panfeng	CHN		3:0 (11:8, 11:4, 11:3)	3:0 (11:4, 11:5, 11:6)	4
2	KIM Jin Sung	KOR	0:3 (8:11, 4:11, 3:11)		3:2 (13:11, 11:7, 6:11, 9:11, 11:5)	3
3	HADRAVA Jaroslav	CZE	0:3 (4:11, 5:11, 6:11)	2:3 (11:13, 7:11, 11:6, 11:9, 5:11)		2

GROUP B

Rk	Name	NPC	GER	KOR	FRA	Match Points
1	SCHMIDBERGER Thomas	GER		3:0 (14:12, 11:6, 14:12)	3:0 (11:7, 11:4, 11:5)	4
2	KIM Jeong Seok	KOR	0:3 (12:14, 6:11, 12:14)		3:1 (11:9, 11:9, 7:11, 11:4)	3
3	GUILHEM Yann	FRA	0:3 (7:11, 4:11, 5:11)	1:3 (9:11, 9:11, 11:7, 4:11)		2

GROUP C

Rk	Name	NPC	CHN	KOR	GER	Match Points
1	ZHAO Ping	CHN		3:1 (11:9, 13:11, 8:11, 11:3)	3:1 (7:11, 11:6, 11:6, 11:3)	4
2	JEYOUNG Young Ill	KOR	1:3 (9:11, 11:13, 11:8, 3:11)		3:0 (11:9, 11:5, 11:5)	3
3	GUERTLER Jan	GER	1:3 (11:7, 6:11, 6:11, 3:11)	0:3 (9:11, 5:11, 5:11)		2

GROUP D

Rk	Name	NPC	FRA	ARG	ISR	Match Points
1	MERRIEN Florian	FRA		3:1 (12:10, 11:8, 6:11, 11:3)	3:0 (11:1, 11:6, 11:6)	4
2	COPOLA Gabriel	ARG	1:3 (10:12, 8:11, 11:6, 3:11)		3:0 (11:4, 11:4, 11:8)	3
3	GEVA Liran	ISR	0:3 (1:11, 6:11, 6:11)	0:3 (4:11, 4:11, 8:11)		2



Draw

GROUP E

Rk	Name	NPC	GER	AUT	ESP	Match Points
1	BRUECHLE Thomas	GER		3:0 (11:7, 11:9, 12:10)	3:1 (11:5, 11:4, 10:12, 11:8)	4
2	KRAMMINGER Egon	AUT	0:3 (7:11, 9:11, 10:12)		3:0 (11:9, 11:5, 11:6)	3
3	RODRIGUEZ Miguel	ESP	1:3 (5:11, 4:11, 12:10, 8:11)	0:3 (9:11, 5:11, 6:11)		2

GROUP F

Rk	Name	NPC	SRB	BRA	AUT	Match Points
1	KESLER Zlatko	SRB		3:2 (7:11, 11:8, 5:11, 11:9, 14:12)	3:1 (15:13, 10:12, 11:4, 13:11)	4
2	KNAF Welder	BRA	2:3 (11:7, 8:11, 11:5, 9:11, 12:14)		3:0 (13:11, 11:3, 11:5)	3
3	DOLLMANN Manfred	AUT	1:3 (13:15, 12:10, 4:11, 11:13)	0:3 (11:13, 3:11, 5:11)		2

GROUP G

Rk	Name	NPC	FRA	HKG	NGR	Match Points
1	ROBIN Jean-Philippe	FRA		3:2 (15:13, 7:11, 13:11, 3:11, 11:4)	3:0 (11:7, 11:8, 11:4)	4
2	KO Hang Yee	HKG	2:3 (13:15, 11:7, 11:13, 11:3, 4:11)		3:0 (11:8, 13:11, 12:10)	3
3	OLUADE Egbinola	NGR	0:3 (7:11, 8:11, 4:11)	0:3 (8:11, 11:13, 10:12)		2

GROUP H

Rk	Name	NPC	ESP	SWE	ROU	Match Points
1	PINAS Tomas	ESP		1:3 (11:13, 4:11, 11:9, 10:12)	3:0 (11:9, 11:4, 11:8)	3
2	OHGREN Alexander	SWE	3:1 (13:11, 11:4, 9:11, 12:10)		2:3 (9:11, 11:7, 12:10, 4:11, 9:11)	3
3	MAKSZIN Dacian	ROU	0:3 (9:11, 4:11, 8:11)	3:2 (11:9, 7:11, 10:12, 11:4, 11:9)		3

Qualification rule:

First from each group will qualify for the Quarterfinals.

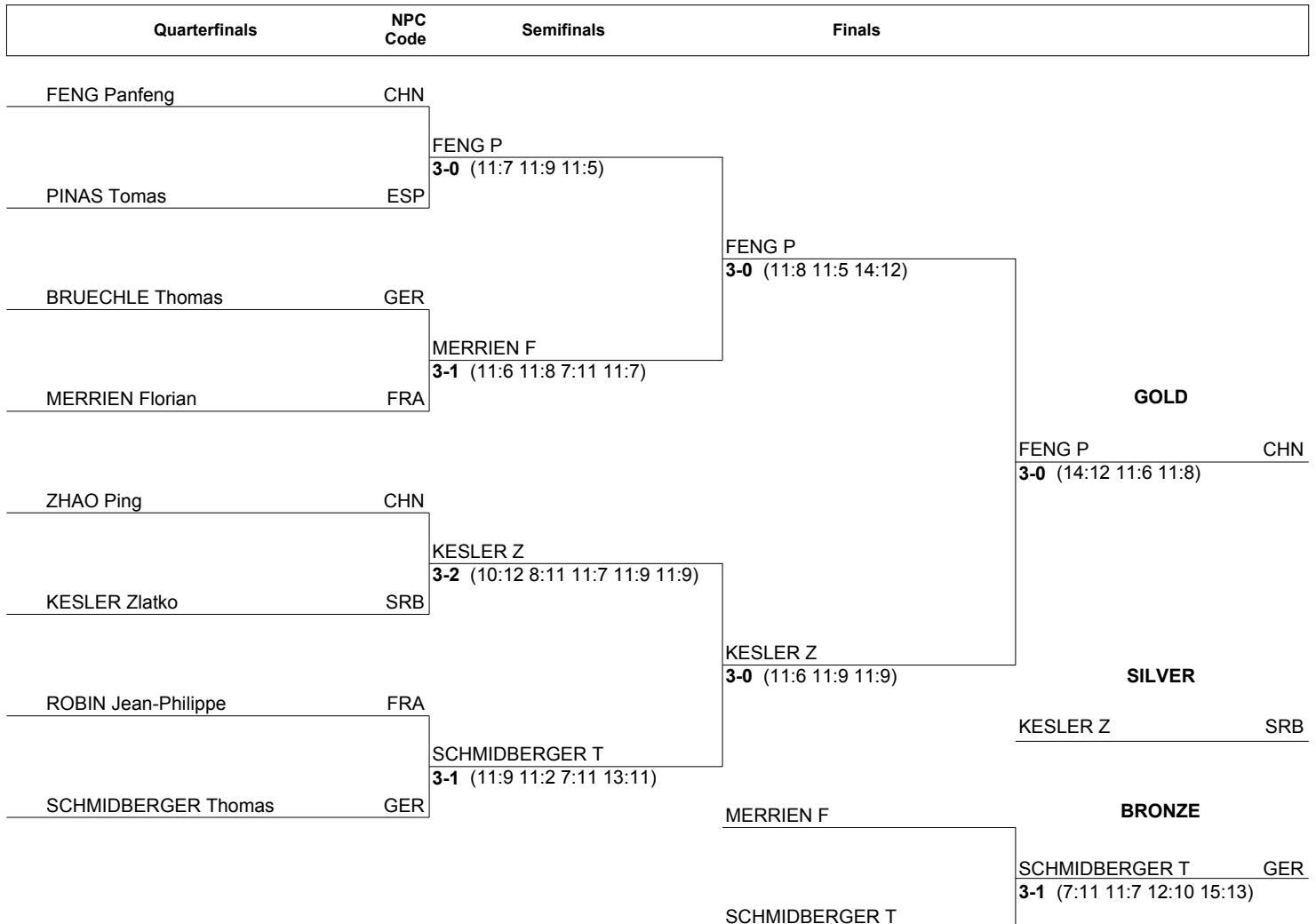
LEGEND

Rk Rank



Draw

QUALIFIED FROM GROUPS				
Group	Rk	Name	NPC	Match Points
A	1	FENG Panfeng	CHN	4
B	1	SCHMIDBERGER Thomas	GER	4
C	1	ZHAO Ping	CHN	4
D	1	MERRIEN Florian	FRA	4
E	1	BRUECHLE Thomas	GER	4
F	1	KESLER Zlatko	SRB	4
G	1	ROBIN Jean-Philippe	FRA	4
H	1	PINAS Tomas	ESP	3



LEGEND	
Rk	Rank



Match Results

KIM Jin Sung (KOR) 3-2 HADRAVA Jaroslav (CZE)

Game Summary		Match	Game 1	Game 2	Game 3	Game 4	Game 5
KIM Jin Sung	KOR	3	13	11	6	9	11
HADRAVA Jaroslav	CZE	2	11	7	11	11	5
Duration:		35min	7 min	5 min	5 min	6 min	6 min

Match No : SM3(9) Table : 1

Umpires : COCHRANE David (GBR) CURTIS Neil (GBR)

Player Statistics	KIM Jin Sung (KOR)						HADRAVA Jaroslav (CZE)					
	Game					Match	Game					Match
	1	2	3	4	5		1	2	3	4	5	
Points won	13	11	6	9	11	50	11	7	11	11	5	45
Biggest lead	2	4	2	3	6	6	3	1	5	2	1	5
Points won on own serve	8	6	4	6	5	29	8	5	6	7	2	28
Points lost on own serve	3	2	5	4	3	17	5	5	2	3	6	21
Most consecutive points won	3	4	2	4	5	5	2	2	3	4	2	4
Greatest deficit overcome	3	1	-	-	1	3	-	-	2	3	-	3
Handedness/Grip	Right/Shakehand						Right/Shakehand					

Game/Match Statistics	Game					Match
	1	2	3	4	5	
Longest rally (strokes)	23	8	12	18	16	23
Average rally	6	5	5	6	6	6

Game Progress

1	KIM Jin Sung (KOR)	*0	1	*1	2	*3	4	5	6	*7	9	*10	11	*11	12	13
	HADRAVA Jaroslav (CZE)	0	*1	3	*4	5	*6	*7	*8	9	*9	10	*10	11	*11	11
2	KIM Jin Sung (KOR)	0	*1	2	*3	4	*5	7	*7	9	11					
	HADRAVA Jaroslav (CZE)	*0	1	*2	3	*4	5	*5	7	*7	7					
3	KIM Jin Sung (KOR)	*0	2	*2	3	*3	4	*5	5	*6	6					
	HADRAVA Jaroslav (CZE)	0	*0	2	*3	5	*6	7	*9	10	11					
4	KIM Jin Sung (KOR)	0	*1	3	*4	5	*5	6	*7	9	*9	9				
	HADRAVA Jaroslav (CZE)	*0	1	*1	2	*3	5	*6	7	*7	9	11				
5	KIM Jin Sung (KOR)	*0	1	*2	3	*5	6	*7	9	11						
	HADRAVA Jaroslav (CZE)	0	*1	2	*3	3	*4	5	*5	5						

NOTES

The "Greatest deficit overcome" only applies when the player ends up winning the game.

LEGEND

SM Men's Singles * Server



Match Results

FENG Panfeng (CHN) 3-0 HADRAVA Jaroslav (CZE)

Game Summary		Match	Game 1	Game 2	Game 3	Game 4	Game 5
FENG Panfeng	CHN	3	11	11	11		
HADRAVA Jaroslav	CZE	0	4	5	6		
Duration:		14min	3 min	3 min	3 min		

Match No : SM3(17) Table : 1

Umpires : KRMEJ Milana (SLO) BORODAVCHENKO Igor (RUS)

Player Statistics	FENG Panfeng (CHN)					Match	HADRAVA Jaroslav (CZE)					Match
	Game						Game					
	1	2	3	4	5		1	2	3	4	5	
Points won	11	11	11			33	4	5	6			15
Biggest lead	7	6	5			7	-	1	2			2
Points won on own serve	5	8	6			19	1	5	3			9
Points lost on own serve	3	0	3			6	6	3	5			14
Most consecutive points won	5	4	3			5	3	2	2			3
Greatest deficit overcome	-	1	2			2	-	-	-			-
Handedness/Grip	Right/Shakehand						Right/Shakehand					

Game/Match Statistics	Game					Match
	1	2	3	4	5	
Longest rally (strokes)	9	7	8			9
Average rally	4	5	4			5

Game Progress

1	FENG Panfeng (CHN)	*0	2	*4	4	*5	7	*9	10	11	
	HADRAVA Jaroslav (CZE)	0	*0	0	*2	3	*3	3	*4	4	
2	FENG Panfeng (CHN)	0	*1	3	*4	6	*6	8	*9	11	
	HADRAVA Jaroslav (CZE)	*0	1	*1	2	*2	4	*4	5	5	
3	FENG Panfeng (CHN)	*0	1	*1	3	*4	5	*7	8	*10	11
	HADRAVA Jaroslav (CZE)	0	*1	3	*3	4	*5	5	*6	6	6

NOTES

The "Greatest deficit overcome" only applies when the player ends up winning the game.

LEGEND

SM Men's Singles * Server



Match Results

FENG Panfeng (CHN) 3-0 KIM Jin Sung (KOR)

Game Summary		Match	Game 1	Game 2	Game 3	Game 4	Game 5
FENG Panfeng	CHN	3	11	11	11		
KIM Jin Sung	KOR	0	8	4	3		
Duration:		22min	7 min	6 min	5 min		

Match No : SM3(1) Table : 3

Umpires : KARAU Bernhard (GER) TONGE Karen (GBR)

Player Statistics	FENG Panfeng (CHN)					Match	KIM Jin Sung (KOR)					Match
	Game						Game					
	1	2	3	4	5		1	2	3	4	5	
Points won	11	11	11			33	8	4	3			15
Biggest lead	3	7	8			8	1	-	1			1
Points won on own serve	6	4	6			16	4	1	2			7
Points lost on own serve	4	3	1			8	5	7	5			17
Most consecutive points won	3	7	8			8	3	2	1			3
Greatest deficit overcome	1	-	1			1	-	-	-			-
Handedness/Grip	Right/Shakehand						Right/Shakehand					

Game/Match Statistics	Game					Match
	1	2	3	4	5	
Longest rally (strokes)	16	17	7			17
Average rally	5	7	4			6

Game Progress

1	FENG Panfeng (CHN)	*0	2	*3	4	*4	5	*7	8	*9	10	11
	KIM Jin Sung (KOR)	0	*0	1	*2	4	*5	5	*6	7	*8	8
2	FENG Panfeng (CHN)	0	*2	2	*4	6	*8	9	*10	11		
	KIM Jin Sung (KOR)	*0	0	*2	2	*2	2	*3	4	4		
3	FENG Panfeng (CHN)	*0	1	2	*3	5	7	*9	11			
	KIM Jin Sung (KOR)	0	*1	*2	3	*3	*3	3	3			

NOTES

The "Greatest deficit overcome" only applies when the player ends up winning the game.

LEGEND

SM Men's Singles * Server



Match Results

KIM Jeong Seok (KOR) 3-1 GUILHEM Yann (FRA)

Game Summary		Match	Game 1	Game 2	Game 3	Game 4	Game 5
KIM Jeong Seok	KOR	3	11	11	7	11	
GUILHEM Yann	FRA	1	9	9	11	4	
Duration:		23min	5 min	5 min	5 min	4 min	

Match No : SM3(10) Table : 3

Umpires : EDWARDS David (GBR) FOOTE Ben (GBR)

Player Statistics	KIM Jeong Seok (KOR)					Match	GUILHEM Yann (FRA)					Match	
	Game						Match	Game					
	1	2	3	4	5			1	2	3	4		5
Points won	11	11	7	11		40	9	9	11	4		33	
Biggest lead	2	2	2	7		7	4	-	4	1		4	
Points won on own serve	3	3	6	6		18	2	2	7	3		14	
Points lost on own serve	7	7	4	1		19	8	8	1	5		22	
Most consecutive points won	5	2	2	5		5	3	2	4	1		4	
Greatest deficit overcome	4	-	-	1		4	-	-	2	-		2	
Handedness/Grip	Right/Shakehand						Right/Shakehand						

Game/Match Statistics	Game					Match
	1	2	3	4	5	
Longest rally (strokes)	12	15	19	9		19
Average rally	5	6	6	4		5

Game Progress

1	KIM Jeong Seok (KOR)	*0 0 *1 1 *3 3 *5 6 *7 9 11
	GUILHEM Yann (FRA)	0 *2 3 *5 5 *7 7 *8 9 *9 9
2	KIM Jeong Seok (KOR)	0 *2 2 *3 4 *6 6 *8 8 *9 11
	GUILHEM Yann (FRA)	*0 0 *2 3 *4 4 *6 6 *8 9 9
3	KIM Jeong Seok (KOR)	*0 2 *2 3 *4 5 *5 6 *6 7
	GUILHEM Yann (FRA)	0 *0 2 *3 4 *5 7 *8 10 11
4	KIM Jeong Seok (KOR)	0 *1 2 *4 6 *7 9 *10 11
	GUILHEM Yann (FRA)	*0 1 *2 2 *2 3 *3 4 4

NOTES
The "Greatest deficit overcome" only applies when the player ends up winning the game.

LEGEND
SM Men's Singles * Server



Match Results

SCHMIDBERGER Thomas (GER) 3-0 KIM Jeong Seok (KOR)

Game Summary		Match	Game 1	Game 2	Game 3	Game 4	Game 5
SCHMIDBERGER Thomas	GER	3	14	11	14		
KIM Jeong Seok	KOR	0	12	6	12		
Duration:		22min	7 min	4 min	8 min		

Match No : SM3(18) Table : 3

Umpires : CURTIS Neil (GBR) COCHRANE David (GBR)

Player Statistics	SCHMIDBERGER Thomas (GER)					Match	KIM Jeong Seok (KOR)					Match
	Game						Game					
	1	2	3	4	5		1	2	3	4	5	
Points won	14	11	14			39	12	6	12			30
Biggest lead	3	5	4			5	1	-	2			2
Points won on own serve	10	8	10			28	9	5	9			23
Points lost on own serve	3	1	3			7	4	3	4			11
Most consecutive points won	3	3	6			6	3	3	3			3
Greatest deficit overcome	1	-	2			2	-	-	-			-
Handedness/Grip	Right/Shakehand						Right/Shakehand					

Game/Match Statistics	Game					Match
	1	2	3	4	5	
Longest rally (strokes)	16	12	17			17
Average rally	6	4	6			5

Game Progress

1	SCHMIDBERGER Thomas (GER)	0	*1	2	*3	5	*6	7	*7	9	*9	10	*10	11	*11	12	*13	14
	KIM Jeong Seok (KOR)	*0	1	*2	3	*3	4	*5	7	*7	9	*10	11	*11	12	*12	12	12
2	SCHMIDBERGER Thomas (GER)	*0	2	*3	5	*6	7	*7	9	*10	11							
	KIM Jeong Seok (KOR)	0	*0	1	*1	2	*3	5	*5	6	6							
3	SCHMIDBERGER Thomas (GER)	0	*0	2	*4	6	*6	7	*8	9	*9	10	*10	11	*11	12	*13	14
	KIM Jeong Seok (KOR)	*0	2	*2	2	*2	4	*5	6	*7	9	*10	11	*11	12	*12	12	12

NOTES
The "Greatest deficit overcome" only applies when the player ends up winning the game.

LEGEND
SM Men's Singles * Server



Match Results

SCHMIDBERGER Thomas (GER) 3-0 GUILHEM Yann (FRA)

Game Summary		Match	Game 1	Game 2	Game 3	Game 4	Game 5
SCHMIDBERGER Thomas	GER	3	11	11	11		
GUILHEM Yann	FRA	0	7	4	5		
Duration:		15min	5 min	4 min	4 min		

Match No : SM3(2) Table : 1

Umpires : TICACALA Victor Hugo (ARG) RACKO Boris (SVK)

Player Statistics	SCHMIDBERGER Thomas (GER)					Match	GUILHEM Yann (FRA)					Match
	Game						Game					
	1	2	3	4	5		1	2	3	4	5	
Points won	11	11	11			33	7	4	5			16
Biggest lead	6	7	7			7	-	1	-			1
Points won on own serve	7	5	5			17	4	2	4			10
Points lost on own serve	3	2	1			6	4	6	4			14
Most consecutive points won	6	7	5			7	4	2	2			4
Greatest deficit overcome	-	1	-			1	-	-	-			-
Handedness/Grip	Right/Shakehand						Right/Shakehand					

Game/Match Statistics	Game					Match
	1	2	3	4	5	
Longest rally (strokes)	8	10	14			14
Average rally	4	4	5			4

Game Progress

1	SCHMIDBERGER Thomas (GER)	*0	2	*4	6	*6	7	*8	8	*9	11
	GUILHEM Yann (FRA)	0	*0	0	*0	2	*3	4	*6	7	7
2	SCHMIDBERGER Thomas (GER)	0	*1	2	*4	6	*8	9	*10	11	
	GUILHEM Yann (FRA)	*0	1	*2	2	*2	2	*3	4	4	
3	SCHMIDBERGER Thomas (GER)	*0	2	*2	4	*5	7	*9	10	11	
	GUILHEM Yann (FRA)	0	*0	2	*2	3	*3	3	*4	5	

NOTES

The "Greatest deficit overcome" only applies when the player ends up winning the game.

LEGEND

SM Men's Singles * Server



Match Results

JEYOUNG Young III (KOR) 3-0 GUERTLER Jan (GER)

Game Summary		Match	Game 1	Game 2	Game 3	Game 4	Game 5
JEYOUNG Young III	KOR	3	11	11	11		
GUERTLER Jan	GER	0	9	5	5		
Duration:		17min	7 min	4 min	6 min		

Match No : SM3(11) Table : 5

Umpires : WILLIAMS Jackie (GBR) KARSHTEDT Yelena (USA)

Player Statistics	JEYOUNG Young III (KOR)					Match	GUERTLER Jan (GER)					Match
	Game						Game					
	1	2	3	4	5		1	2	3	4	5	
Points won	11	11	11			33	9	5	5			19
Biggest lead	4	6	6			6	2	1	-			2
Points won on own serve	3	6	6			15	2	3	3			8
Points lost on own serve	7	2	2			11	8	5	5			18
Most consecutive points won	4	6	5			6	4	3	1			4
Greatest deficit overcome	2	1	-			2	-	-	-			-
Handedness/Grip	Right/Shakehand						Right/Shakehand					

Game/Match Statistics	Game					Match
	1	2	3	4	5	
Longest rally (strokes)	9	13	13			13
Average rally	4	5	5			5

Game Progress

1	JEYOUNG Young III (KOR)	*0	0	*2	3	*5	6	*8	8	*8	9	11
	GUERTLER Jan (GER)	0	*2	2	*3	3	*4	4	*6	8	*9	9
2	JEYOUNG Young III (KOR)	0	*1	2	*4	5	*5	7	*9	11		
	GUERTLER Jan (GER)	*0	1	*2	2	*3	5	*5	5	5		
3	JEYOUNG Young III (KOR)	*0	2	*4	5	*6	7	*8	10	11		
	GUERTLER Jan (GER)	0	*0	0	*1	2	*3	4	*4	5		

NOTES
The "Greatest deficit overcome" only applies when the player ends up winning the game.

LEGEND
SM Men's Singles * Server



Match Results

ZHAO Ping (CHN) 3-1 GUERTLER Jan (GER)

Game Summary		Match	Game 1	Game 2	Game 3	Game 4	Game 5
ZHAO Ping	CHN	3	7	11	11	11	
GUERTLER Jan	GER	1	11	6	6	3	
Duration:		18min	4 min	4 min	4 min	3 min	

Match No : SM3(19) Table : 5

Umpires : ATTOOR Satheese (IND) DEMARIO Leonor (BRA)

Player Statistics	ZHAO Ping (CHN)					Match	GUERTLER Jan (GER)					Match
	Game						Game					
	1	2	3	4	5		1	2	3	4	5	
Points won	7	11	11	11		40	11	6	6	3		26
Biggest lead	-	5	5	8		8	6	-	-	-		6
Points won on own serve	5	7	6	7		25	8	4	4	2		18
Points lost on own serve	3	2	2	1		8	2	4	5	4		15
Most consecutive points won	3	4	3	8		8	6	3	3	2		6
Greatest deficit overcome	-	-	-	-		-	-	-	-	-		-
Handedness/Grip	Right/Shakehand						Right/Shakehand					

Game/Match Statistics	Game					Match
	1	2	3	4	5	
Longest rally (strokes)	7	12	16	11		16
Average rally	4	5	5	5		5

Game Progress

1	ZHAO Ping (CHN)	0	*0	2	*2	2	*2	3	*4	6	7
	GUERTLER Jan (GER)	*0	2	*2	4	*6	8	*9	10	*10	11
2	ZHAO Ping (CHN)	*0	2	*4	5	*6	7	*7	9	*10	11
	GUERTLER Jan (GER)	0	*0	0	*1	2	*3	5	*5	6	6
3	ZHAO Ping (CHN)	0	*1	3	*4	5	*7	8	*8	10	11
	GUERTLER Jan (GER)	*0	1	*1	2	*3	3	*4	6	*6	6
4	ZHAO Ping (CHN)	*0	2	*4	6	*8	9	*9	11		
	GUERTLER Jan (GER)	0	*0	0	*0	0	*1	3	3		

NOTES

The "Greatest deficit overcome" only applies when the player ends up winning the game.

LEGEND

SM Men's Singles * Server



Match Results

ZHAO Ping (CHN) 3-1 JEYOUNG Young III (KOR)

Game Summary		Match	Game 1	Game 2	Game 3	Game 4	Game 5
ZHAO Ping	CHN	3	11	13	8	11	
JEYOUNG Young III	KOR	1	9	11	11	3	
Duration:		28min	6 min	8 min	7 min	6 min	

Match No : SM3(3) Table : 5

Umpires : PAYNE Michael (GBR) BROWN David (GBR)

Player Statistics	ZHAO Ping (CHN)					Match	JEYOUNG Young III (KOR)					Match
	Game						Game					
	1	2	3	4	5		1	2	3	4	5	
Points won	11	13	8	11		43	9	11	11	3		34
Biggest lead	2	2	3	8		8	3	3	3	3		3
Points won on own serve	4	7	3	6		20	3	6	5	1		15
Points lost on own serve	6	5	6	2		19	7	6	5	5		23
Most consecutive points won	3	4	3	11		11	3	2	4	3		4
Greatest deficit overcome	3	3	-	3		3	-	-	3	-		3
Handedness/Grip	Right/Shakehand						Right/Shakehand					

Game/Match Statistics	Game					Match
	1	2	3	4	5	
Longest rally (strokes)	11	22	13	12		22
Average rally	4	7	5	5		5

Game Progress

1	ZHAO Ping (CHN)	0	*1	1	*3	3	*4	5	*7	8	*9	11				
	JEYOUNG Young III (KOR)	*0	1	*3	3	*5	6	*7	7	*8	9	9				
2	ZHAO Ping (CHN)	*0	1	*1	2	*3	4	*6	7	*8	9	*10	11	*11	12	13
	JEYOUNG Young III (KOR)	0	*1	3	*4	5	*6	6	*7	8	*9	10	*10	11	*11	11
3	ZHAO Ping (CHN)	0	*2	3	*3	4	*5	5	*6	7	*8	8				
	JEYOUNG Young III (KOR)	*0	0	*1	3	*4	5	*7	8	*9	10	11				
4	ZHAO Ping (CHN)	*0	0	*1	3	*5	7	*9	11							
	JEYOUNG Young III (KOR)	0	*2	3	*3	3	*3	3	3							

NOTES

The "Greatest deficit overcome" only applies when the player ends up winning the game.

LEGEND

SM Men's Singles * Server



Match Results

COPOLA Gabriel (ARG) 3-0 GEVA Liran (ISR)

Game Summary		Match	Game 1	Game 2	Game 3	Game 4	Game 5
COPOLA Gabriel	ARG	3	11	11	11		
GEVA Liran	ISR	0	4	4	8		
Duration:		30min	5 min	5 min	7 min		

Match No : SM3(12) Table : 7

Umpires : SHERRATT Derek (GBR) BALGHAITH Alawi (QAT)

Player Statistics	COPOLA Gabriel (ARG)					Match	GEVA Liran (ISR)					Match
	Game						Game					
	1	2	3	4	5		1	2	3	4	5	
Points won	11	11	11			33	4	4	8			16
Biggest lead	7	7	5			7	-	1	-			1
Points won on own serve	5	5	5			15	2	1	4			7
Points lost on own serve	2	3	4			9	6	6	6			18
Most consecutive points won	4	7	5			7	1	1	4			4
Greatest deficit overcome	-	1	-			1	-	-	-			-
Handedness/Grip	Right/Shakehand						Right/Shakehand					

Game/Match Statistics	Game					Match
	1	2	3	4	5	
Longest rally (strokes)	8	14	15			15
Average rally	4	5	6			5

Game Progress

1	COPOLA Gabriel (ARG)	0	*2	4	*5	6	*7	8	*10	11		
	GEVA Liran (ISR)	*0	0	*0	1	*2	3	*4	4	4		
2	COPOLA Gabriel (ARG)	*0	1	*2	3	*5	7	*9	10	11		
	GEVA Liran (ISR)	0	*1	2	*3	3	*3	3	*4	4		
3	COPOLA Gabriel (ARG)	0	*2	4	*5	6	*6	7	*9	9	*10	11
	GEVA Liran (ISR)	*0	0	*0	1	*2	4	*5	5	*7	8	8

NOTES

The "Greatest deficit overcome" only applies when the player ends up winning the game.

LEGEND

SM Men's Singles * Server



Match Results

MERRIEN Florian (FRA) 3-0 GEVA Liran (ISR)

Game Summary		Match	Game 1	Game 2	Game 3	Game 4	Game 5
MERRIEN Florian	FRA	3	11	11	11		
GEVA Liran	ISR	0	1	6	6		
Duration:		18min	4 min	5 min	5 min		

Match No : SM3(20) Table : 7

Umpires : EDWARDS David (GBR) FOOTE Ben (GBR)

Player Statistics	MERRIEN Florian (FRA)					Match	GEVA Liran (ISR)					Match
	Game						Game					
	1	2	3	4	5		1	2	3	4	5	
Points won	11	11	11			33	1	6	6			13
Biggest lead	10	5	7			10	-	2	1			2
Points won on own serve	6	6	5			17	1	3	3			7
Points lost on own serve	0	3	3			6	5	5	6			16
Most consecutive points won	8	5	7			8	1	2	3			3
Greatest deficit overcome	-	2	1			2	-	-	-			-
Handedness/Grip	Left/Shakehand						Right/Shakehand					

Game/Match Statistics	Game					Match
	1	2	3	4	5	
Longest rally (strokes)	8	9	8			9
Average rally	4	5	4			4

Game Progress

1	MERRIEN Florian (FRA)	0	*2	4	*6	8	*9	11			
	GEVA Liran (ISR)	*0	0	*0	0	*0	1	1			
2	MERRIEN Florian (FRA)	*0	0	*1	3	*4	6	*8	9	*10	11
	GEVA Liran (ISR)	0	*2	3	*3	4	*4	4	*5	6	6
3	MERRIEN Florian (FRA)	0	*1	2	*3	5	*7	9	*10	10	11
	GEVA Liran (ISR)	*0	1	*2	3	*3	3	*3	4	*6	6

NOTES

The "Greatest deficit overcome" only applies when the player ends up winning the game.

LEGEND

SM Men's Singles * Server



Match Results

MERRIEN Florian (FRA) 3-1 COPOLA Gabriel (ARG)

Game Summary		Match	Game 1	Game 2	Game 3	Game 4	Game 5
MERRIEN Florian	FRA	3	12	11	6	11	
COPOLA Gabriel	ARG	1	10	8	11	3	
Duration:		27min	7 min	5 min	5 min	4 min	

Match No : SM3(4) Table : 7

Umpires : FRASER Margot (GBR) le PAGE Tim (GBR)

Player Statistics	MERRIEN Florian (FRA)					Match	COPOLA Gabriel (ARG)					Match
	Game						Game					
	1	2	3	4	5		1	2	3	4	5	
Points won	12	11	6	11		40	10	8	11	3		32
Biggest lead	2	4	-	8		8	3	1	5	-		5
Points won on own serve	9	6	3	7		25	8	4	6	2		20
Points lost on own serve	2	4	5	1		12	3	5	3	4		15
Most consecutive points won	4	3	4	6		6	3	5	5	1		5
Greatest deficit overcome	3	1	-	-		3	-	-	-	-		-
Handedness/Grip	Left/Shakehand						Right/Shakehand					

Game/Match Statistics	Game					Match
	1	2	3	4	5	
Longest rally (strokes)	13	17	9	10		17
Average rally	5	4	4	4		4

Game Progress

1	MERRIEN Florian (FRA)	0	*0	1	*2	4	*4	6	*7	8	*8	10	*11	12
	COPOLA Gabriel (ARG)	*0	2	*3	4	*4	6	*6	7	*8	10	*10	10	10
2	MERRIEN Florian (FRA)	*0	2	*3	5	*5	5	*6	7	*9	10	11		
	COPOLA Gabriel (ARG)	0	*0	1	*1	3	*5	6	*7	7	*8	8		
3	MERRIEN Florian (FRA)	0	*0	1	*2	2	*4	6	*6	6	6	6		
	COPOLA Gabriel (ARG)	*0	2	*3	4	*6	6	*6	8	*10	11			
4	MERRIEN Florian (FRA)	*0	2	*3	4	*6	8	*9	11					
	COPOLA Gabriel (ARG)	0	*0	1	*2	2	*2	3	3					

NOTES

The "Greatest deficit overcome" only applies when the player ends up winning the game.

LEGEND

SM Men's Singles * Server



Match Results

KRAMMINGER Egon (AUT) 3-0 RODRIGUEZ Miguel (ESP)

Game Summary		Match	Game 1	Game 2	Game 3	Game 4	Game 5
KRAMMINGER Egon	AUT	3	11	11	11		
RODRIGUEZ Miguel	ESP	0	9	5	6		
Duration:		15min	5 min	4 min	4 min		

Match No : SM3(13) Table : 1

Umpires : WILLIAMSON Robert (GBR) REID Lynda (GBR)

Player Statistics	KRAMMINGER Egon (AUT)					Match	RODRIGUEZ Miguel (ESP)					Match
	Game						Game					
	1	2	3	4	5		1	2	3	4	5	
Points won	11	11	11			33	9	5	6			20
Biggest lead	3	6	5			6	2	3	-			3
Points won on own serve	6	6	6			18	4	5	4			13
Points lost on own serve	5	0	2			7	5	5	5			15
Most consecutive points won	3	5	4			5	2	3	2			3
Greatest deficit overcome	2	3	-			3	-	-	-			-
Handedness/Grip	Right/Shakehand						Right/Shakehand					

Game/Match Statistics	Game					Match
	1	2	3	4	5	
Longest rally (strokes)	8	10	8			10
Average rally	3	4	3			3

Game Progress

1	KRAMMINGER Egon (AUT)	*0	1	*2	2	4	*5	6	*7	9	*10	11
	RODRIGUEZ Miguel (ESP)	0	*1	2	*4	*4	5	*6	7	*7	8	9
2	KRAMMINGER Egon (AUT)	0	0	*1	3	*4	6	*7	9	11		
	RODRIGUEZ Miguel (ESP)	*0	*2	3	*3	4	*4	5	*5	5		
3	KRAMMINGER Egon (AUT)	0	*1	3	*4	6	*7	8	*9	10	11	
	RODRIGUEZ Miguel (ESP)	*0	1	*1	2	*2	3	*4	5	*6	6	

NOTES
The "Greatest deficit overcome" only applies when the player ends up winning the game.

LEGEND
SM Men's Singles * Server



Match Results

BRUECHLE Thomas (GER) 3-0 KRAMMINGER Egon (AUT)

Game Summary		Match	Game 1	Game 2	Game 3	Game 4	Game 5
BRUECHLE Thomas	GER	3	11	11	12		
KRAMMINGER Egon	AUT	0	7	9	10		
Duration:		23min	5 min	5 min	7 min		

Match No : SM3(21) Table : 1

Umpires : LEE Soon-Ju (KOR) MAY Peter (GBR)

Player Statistics	BRUECHLE Thomas (GER)					Match	KRAMMINGER Egon (AUT)					Match
	Game						Game					
	1	2	3	4	5		1	2	3	4	5	
Points won	11	11	12			34	7	9	10			26
Biggest lead	5	3	3			5	-	2	-			2
Points won on own serve	9	6	6			21	6	5	5			16
Points lost on own serve	1	4	5			10	2	5	6			13
Most consecutive points won	5	4	2			5	3	2	2			3
Greatest deficit overcome	-	2	-			2	-	-	-			-
Handedness/Grip	Right/Shakehand						Right/Shakehand					

Game/Match Statistics	Game					Match
	1	2	3	4	5	
Longest rally (strokes)	18	8	18			18
Average rally	6	5	7			6

Game Progress

1	BRUECHLE Thomas (GER)	*0	2	*4	5	*5	7	*7	9	*9	11			
	KRAMMINGER Egon (AUT)	0	*0	0	*1	3	*3	5	*5	7	7			
2	BRUECHLE Thomas (GER)	0	*0	1	*3	4	*5	7	*8	9	*10	11		
	KRAMMINGER Egon (AUT)	*0	2	*3	3	*4	5	*5	6	*7	8	9		
3	BRUECHLE Thomas (GER)	*0	1	*3	4	*5	6	*7	8	*8	9	*10	11	12
	KRAMMINGER Egon (AUT)	0	*1	1	*2	3	*4	5	*6	8	*9	10	*10	10

NOTES
The "Greatest deficit overcome" only applies when the player ends up winning the game.

LEGEND
SM Men's Singles * Server



Match Results

BRUECHLE Thomas (GER) 3-1 RODRIGUEZ Miguel (ESP)

Game Summary		Match	Game 1	Game 2	Game 3	Game 4	Game 5
BRUECHLE Thomas	GER	3	11	11	10	11	
RODRIGUEZ Miguel	ESP	1	5	4	12	8	
Duration:		24min	4 min	4 min	6 min	5 min	

Match No : SM3(5) Table : 1

Umpires : EIKMANS Angelo (NED) CLARKE Stan (GBR)

Player Statistics	BRUECHLE Thomas (GER)					Match	RODRIGUEZ Miguel (ESP)					Match	
	Game						Match	Game					
	1	2	3	4	5			1	2	3	4		5
Points won	11	11	10	11		43	5	4	12	8		29	
Biggest lead	6	7	1	3		7	-	-	2	4		4	
Points won on own serve	6	6	7	5		24	3	3	8	4		18	
Points lost on own serve	2	1	4	4		11	5	5	3	6		19	
Most consecutive points won	5	3	3	7		7	2	1	3	2		3	
Greatest deficit overcome	-	-	-	4		4	-	-	1	-		1	
Handedness/Grip	Right/Shakehand						Right/Shakehand						

Game/Match Statistics	Game					Match
	1	2	3	4	5	
Longest rally (strokes)	7	11	10	8		11
Average rally	4	5	6	5		5

Game Progress

1	BRUECHLE Thomas (GER)	*0	2	*4	5	*6	7	*8	10	11				
	RODRIGUEZ Miguel (ESP)	0	*0	0	*1	2	*3	4	*4	5				
2	BRUECHLE Thomas (GER)	0	*2	3	*4	6	*7	9	*10	11				
	RODRIGUEZ Miguel (ESP)	*0	0	*1	2	*2	3	*3	4	4				
3	BRUECHLE Thomas (GER)	*0	1	*1	3	*3	5	*6	7	*8	9	*10	10	10
	RODRIGUEZ Miguel (ESP)	0	*1	3	*3	5	*5	6	*7	8	*9	10	*11	12
4	BRUECHLE Thomas (GER)	0	*0	1	*2	3	*4	4	*6	8	*10	11		
	RODRIGUEZ Miguel (ESP)	*0	2	*3	4	*5	6	*8	8	*8	8	8		

NOTES

The "Greatest deficit overcome" only applies when the player ends up winning the game.

LEGEND

SM Men's Singles * Server



Match Results

KNAF Welder (BRA) 3-0 DOLLMANN Manfred (AUT)

Game Summary		Match	Game 1	Game 2	Game 3	Game 4	Game 5
KNAF Welder	BRA	3	13	11	11		
DOLLMANN Manfred	AUT	0	11	3	5		
Duration:		17min	6 min	4 min	4 min		

Match No : SM3(14) Table : 3

Umpires : TICACALA Victor Hugo (ARG) RACKO Boris (SVK)

Player Statistics	KNAF Welder (BRA)					Match	DOLLMANN Manfred (AUT)					Match
	Game						Game					
	1	2	3	4	5		1	2	3	4	5	
Points won	13	11	11			35	11	3	5			19
Biggest lead	6	8	8			8	1	-	-			1
Points won on own serve	6	6	5			17	5	1	2			8
Points lost on own serve	6	2	3			11	7	5	6			18
Most consecutive points won	3	8	7			8	7	1	3			7
Greatest deficit overcome	1	-	-			1	-	-	-			-
Handedness/Grip	Right/Shakehand						Right/Shakehand					

Game/Match Statistics	Game					Match
	1	2	3	4	5	
Longest rally (strokes)	17	14	9			17
Average rally	5	6	5			5

Game Progress

1	KNAF Welder (BRA)	0	*2	3	*5	6	*8	9	*9	9	*9	10	*10	11	*12	13
	DOLLMANN Manfred (AUT)	*0	0	*1	1	*2	2	*3	5	*7	9	*10	11	*11	11	11
2	KNAF Welder (BRA)	*0	1	*2	4	*6	8	*10	11							
	DOLLMANN Manfred (AUT)	0	*1	2	*2	2	*2	2	3							
3	KNAF Welder (BRA)	0	*2	3	*5	7	*9	10	*10	11						
	DOLLMANN Manfred (AUT)	*0	0	*1	1	*1	1	*2	4	5						

NOTES

The "Greatest deficit overcome" only applies when the player ends up winning the game.

LEGEND

SM Men's Singles * Server



Match Results

KESLER Zlatko (SRB) 3-2 KNAF Welder (BRA)

Game Summary		Match	Game 1	Game 2	Game 3	Game 4	Game 5
KESLER Zlatko	SRB	3	7	11	5	11	14
KNAF Welder	BRA	2	11	8	11	9	12
Duration:		32min	4 min	4 min	4 min	5 min	7 min

Match No : SM3(22) Table : 3

Umpires : WILLIAMSON Robert (GBR) REID Lynda (GBR)

Player Statistics	KESLER Zlatko (SRB)						KNAF Welder (BRA)					
	Game					Match	Game					Match
	1	2	3	4	5		1	2	3	4	5	
Points won	7	11	5	11	14	48	11	8	11	9	12	51
Biggest lead	3	4	-	4	4	4	4	-	6	3	1	6
Points won on own serve	4	4	3	7	7	25	5	3	6	6	6	26
Points lost on own serve	6	5	5	3	6	25	3	7	2	4	7	23
Most consecutive points won	3	4	3	4	5	5	4	3	5	4	3	5
Greatest deficit overcome	-	-	-	3	1	3	3	-	-	-	-	3
Handedness/Grip	Right/Shakehand						Right/Shakehand					

Game/Match Statistics	Game					Match
	1	2	3	4	5	
Longest rally (strokes)	13	11	20	14	14	20
Average rally	6	5	7	6	6	6

Game Progress

1	KESLER Zlatko (SRB)	*0	2	*3	3	*4	5	*5	6	*7	7								
	KNAF Welder (BRA)	0	*0	1	*3	4	*5	7	*8	9	11								
2	KESLER Zlatko (SRB)	0	*1	2	*3	5	*7	7	*8	8	*10	11							
	KNAF Welder (BRA)	*0	1	*2	3	*3	3	*5	6	*8	8	8							
3	KESLER Zlatko (SRB)	*0	0	*0	2	*3	4	*5	5	5	5								
	KNAF Welder (BRA)	0	*2	4	*4	5	*6	7	*9	11	11								
4	KESLER Zlatko (SRB)	0	*0	1	*2	4	*5	7	*9	9	*9	11							
	KNAF Welder (BRA)	*0	2	*3	4	*4	5	*5	5	*7	9	9							
5	KESLER Zlatko (SRB)	*0	1	*2	4	*6	6	*7	9	*9	10	*10	10	*11	11	*12	13	14	
	KNAF Welder (BRA)	0	*1	2	*2	2	*4	5	*5	7	*8	10	*11	11	*12	12	*12	12	12

NOTES
The "Greatest deficit overcome" only applies when the player ends up winning the game.

LEGEND
SM Men's Singles * Server



Match Results

KESLER Zlatko (SRB) 3-1 DOLLMANN Manfred (AUT)

Game Summary		Match	Game 1	Game 2	Game 3	Game 4	Game 5
KESLER Zlatko	SRB	3	15	10	11	13	
DOLLMANN Manfred	AUT	1	13	12	4	11	
Duration:		30min	7 min	7 min	4 min	7 min	

Match No : SM3(6) Table : 3

Umpires : BALGHAITH Alawi (QAT) SHERRATT Derek (GBR)

Player Statistics	KESLER Zlatko (SRB)					Match	DOLLMANN Manfred (AUT)					Match
	Game						Game					
	1	2	3	4	5		1	2	3	4	5	
Points won	15	10	11	13		49	13	12	4	11		40
Biggest lead	2	-	7	2		7	3	5	1	1		5
Points won on own serve	10	4	6	5		25	9	5	3	4		21
Points lost on own serve	4	7	1	7		19	5	6	5	8		24
Most consecutive points won	3	3	7	3		7	4	4	2	3		4
Greatest deficit overcome	3	-	1	1		3	-	-	-	-		-
Handedness/Grip	Right/Shakehand						Right/Shakehand					

Game/Match Statistics	Game					Match
	1	2	3	4	5	
Longest rally (strokes)	17	13	7	29		29
Average rally	4	5	4	9		5

Game Progress

1	KESLER Zlatko (SRB)	0	*1	2	*2	4	*5	6	*6	7	*8	10	*10	11	*11	12	*13	13	*14
	DOLLMANN Manfred (AUT)	*0	1	*2	4	*4	5	*6	8	*9	10	*10	11	*11	12	*12	12	*13	13
		15		13															
2	KESLER Zlatko (SRB)	*0	0	*0	1	*3	3	*4	6	*7	8	*10	10	10					
	DOLLMANN Manfred (AUT)	0	*2	4	*5	5	*7	8	*8	9	*10	10	*11	12					
3	KESLER Zlatko (SRB)	0	*1	2	*3	5	*7	9	*10	11									
	DOLLMANN Manfred (AUT)	*0	1	*2	3	*3	3	*3	4	4									
4	KESLER Zlatko (SRB)	*0	1	*3	4	*5	5	*6	7	*8	9	*10	10	*11	12	13			
	DOLLMANN Manfred (AUT)	0	*1	1	*2	3	*5	6	*7	8	*9	10	*11	11	*11	11			

NOTES
The "Greatest deficit overcome" only applies when the player ends up winning the game.

LEGEND
SM Men's Singles * Server



Match Results

KO Hang Yee (HKG) 3-0 OLUADE Egbinola (NGR)

Game Summary		Match	Game 1	Game 2	Game 3	Game 4	Game 5
KO Hang Yee	HKG	3	11	13	12		
OLUADE Egbinola	NGR	0	8	11	10		
Duration:		18min	6 min	7 min	7 min		

Match No : SM3(15) Table : 5

Umpires : KARAU Bernhard (GER) TONGE Karen (GBR)

Player Statistics	KO Hang Yee (HKG)					Match	OLUADE Egbinola (NGR)					Match
	Game						Game					
	1	2	3	4	5		1	2	3	4	5	
Points won	11	13	12			36	8	11	10			29
Biggest lead	5	2	5			5	-	2	-			2
Points won on own serve	5	6	7			18	3	5	6			14
Points lost on own serve	5	6	4			15	6	7	5			18
Most consecutive points won	3	3	3			3	3	3	4			4
Greatest deficit overcome	-	2	-			2	-	-	-			-
Handedness/Grip	Left/Shakehand						Right/Shakehand					

Game/Match Statistics	Game					Match
	1	2	3	4	5	
Longest rally (strokes)	6	7	10			10
Average rally	3	4	3			3

Game Progress

1	KO Hang Yee (HKG)	*0	2	*3	3	*5	6	*8	9	*9	10	11				
	OLUADE Egbinola (NGR)	0	*0	1	*3	3	*4	4	*5	7	*8	8				
2	KO Hang Yee (HKG)	0	*2	3	*3	4	*4	6	*7	8	*10	10	*11	11	*12	13
	OLUADE Egbinola (NGR)	*0	0	*1	3	*4	6	*6	7	*8	8	*10	10	*11	11	11
3	KO Hang Yee (HKG)	*0	2	*3	5	*6	7	*8	9	*10	10	*10	11	12		
	OLUADE Egbinola (NGR)	0	*0	1	*1	2	*3	4	*5	6	*8	10	*10	10		

NOTES
The "Greatest deficit overcome" only applies when the player ends up winning the game.

LEGEND
SM Men's Singles * Server



Match Results

ROBIN Jean-Philippe (FRA) 3-2 KO Hang Yee (HKG)

Game Summary		Match	Game 1	Game 2	Game 3	Game 4	Game 5
ROBIN Jean-Philippe	FRA	3	15	7	13	3	11
KO Hang Yee	HKG	2	13	11	11	11	4
Duration:		32min	7 min	4 min	6 min	4 min	5 min

Match No : SM3(23) Table : 5

Umpires : RACKO Boris (SVK) TICACALA Victor Hugo (ARG)

Player Statistics	ROBIN Jean-Philippe (FRA)						KO Hang Yee (HKG)					
	Game					Match	Game					Match
	1	2	3	4	5		1	2	3	4	5	
Points won	15	7	13	3	11	49	13	11	11	11	4	50
Biggest lead	2	-	3	-	7	7	3	4	2	8	-	8
Points won on own serve	9	5	7	3	6	30	8	8	6	8	2	32
Points lost on own serve	5	3	5	3	2	18	6	2	6	0	5	19
Most consecutive points won	4	4	3	2	5	5	4	4	4	6	1	6
Greatest deficit overcome	3	-	2	-	-	3	-	-	-	-	-	-
Handedness/Grip	Right/Shakehand						Left/Shakehand					

Game/Match Statistics	Game					Match
	1	2	3	4	5	
Longest rally (strokes)	10	12	11	11	18	18
Average rally	4	4	5	6	6	5

Game Progress

1	ROBIN Jean-Philippe (FRA)	*0	1	*2	4	*4	5	*6	6	*7	9	*10	11	*11	12	*12	12	*13	14
	KO Hang Yee (HKG)	0	*1	2	*2	4	*5	6	*8	9	*9	10	*10	11	*11	12	*13	13	*13
		15																	
		13																	
2	ROBIN Jean-Philippe (FRA)	0	*0	1	*1	3	*5	5	*5	7	7								
	KO Hang Yee (HKG)	*0	2	*3	5	*5	5	*7	9	*9	11								
3	ROBIN Jean-Philippe (FRA)	*0	2	*2	2	*4	5	*7	8	*8	9	*10	11	*11	12	13			
	KO Hang Yee (HKG)	0	*0	2	*4	4	*5	5	*6	8	*9	10	*10	11	*11	11			
4	ROBIN Jean-Philippe (FRA)	0	*0	1	*1	1	*1	3	3										
	KO Hang Yee (HKG)	*0	2	*3	5	*7	9	*9	11										
5	ROBIN Jean-Philippe (FRA)	*0	1	*2	4	*5	6	*8	10	11									
	KO Hang Yee (HKG)	0	*1	2	*2	3	*4	4	*4	4									

NOTES
The "Greatest deficit overcome" only applies when the player ends up winning the game.

LEGEND
SM Men's Singles * Server



Match Results

ROBIN Jean-Philippe (FRA) 3-0 OLUADE Egbinola (NGR)

Game Summary		Match	Game 1	Game 2	Game 3	Game 4	Game 5
ROBIN Jean-Philippe	FRA	3	11	11	11		
OLUADE Egbinola	NGR	0	7	8	4		
Duration:		14min	4 min	4 min	3 min		

Match No : SM3(7) Table : 5

Umpires : BORODAVCHENKO Igor (RUS) KRMEJ Milana (SLO)

Player Statistics	ROBIN Jean-Philippe (FRA)					Match	OLUADE Egbinola (NGR)					Match	
	Game						Match	Game					
	1	2	3	4	5			1	2	3	4		5
Points won	11	11	11			33	7	8	4			19	
Biggest lead	4	3	8			8	-	2	-			2	
Points won on own serve	5	5	6			16	2	4	2			8	
Points lost on own serve	5	4	2			11	6	6	5			17	
Most consecutive points won	4	5	8			8	2	2	2			2	
Greatest deficit overcome	-	2	-			2	-	-	-			-	
Handedness/Grip	Right/Shakehand						Right/Shakehand						

Game/Match Statistics	Game					Match
	1	2	3	4	5	
Longest rally (strokes)	11	11	13			13
Average rally	4	5	5			5

Game Progress

1	ROBIN Jean-Philippe (FRA)	*0	2	*3	3	*4	5	*7	7	*9	11	
	OLUADE Egbinola (NGR)	0	*0	1	*3	4	*5	5	*7	7	7	
2	ROBIN Jean-Philippe (FRA)	0	*1	2	*3	4	*5	5	*6	8	*10	11
	OLUADE Egbinola (NGR)	*0	1	*2	3	*4	5	*7	8	*8	8	8
3	ROBIN Jean-Philippe (FRA)	*0	2	*4	6	*8	9	*9	10	11		
	OLUADE Egbinola (NGR)	0	*0	0	*0	0	*1	3	*4	4		

NOTES

The "Greatest deficit overcome" only applies when the player ends up winning the game.

LEGEND

SM Men's Singles * Server



Match Results

MAKSZIN Dacian (ROU) 3-2 OHGREN Alexander (SWE)

Game Summary		Match	Game 1	Game 2	Game 3	Game 4	Game 5
MAKSZIN Dacian	ROU	3	11	7	10	11	11
OHGREN Alexander	SWE	2	9	11	12	4	9
Duration:		33min	6 min	5 min	6 min	4 min	8 min

Match No : SM3(16) Table : 7

Umpires : SZILY Marta (HUN) ROBERTS Averil (NZL)

Player Statistics	MAKSZIN Dacian (ROU)						OHGREN Alexander (SWE)					
	Game					Match	Game					Match
	1	2	3	4	5		1	2	3	4	5	
Points won	11	7	10	11	11	50	9	11	12	4	9	45
Biggest lead	3	-	3	7	6	7	2	4	2	-	-	4
Points won on own serve	5	3	4	6	6	24	4	4	5	2	5	20
Points lost on own serve	5	7	7	2	4	25	6	4	6	5	5	26
Most consecutive points won	3	3	3	5	4	5	5	4	4	2	4	5
Greatest deficit overcome	2	-	-	-	-	2	-	-	3	-	-	3
Handedness/Grip	Left/Shakehand						Right/Shakehand					

Game/Match Statistics	Game					Match
	1	2	3	4	5	
Longest rally (strokes)	11	17	13	16	16	17
Average rally	5	7	6	7	8	7

Game Progress

1	MAKSZIN Dacian (ROU)	0	*2	3	*4	5	*5	5	*7	8	*9	11
	OHGREN Alexander (SWE)	*0	0	*1	2	*3	5	*7	7	*8	9	9
2	MAKSZIN Dacian (ROU)	*0	1	*1	1	*2	3	*5	6	*7	7	
	OHGREN Alexander (SWE)	0	*1	3	*5	6	*7	7	*8	9	11	
3	MAKSZIN Dacian (ROU)	0	*1	2	*4	5	*6	6	*7	8	*9	10
	OHGREN Alexander (SWE)	*0	1	*2	2	*3	4	*6	7	*8	9	12
4	MAKSZIN Dacian (ROU)	*0	2	*3	3	*5	7	*8	10	11		
	OHGREN Alexander (SWE)	0	*0	1	*3	3	*3	4	*4	4		
5	MAKSZIN Dacian (ROU)	0	*2	4	*5	6	*8	9	*9	10	*10	11
	OHGREN Alexander (SWE)	*0	0	*0	1	*2	2	*3	5	*6	8	9

NOTES
The "Greatest deficit overcome" only applies when the player ends up winning the game.

LEGEND
SM Men's Singles * Server



Match Results

OHGREN Alexander (SWE) 3-1 PINAS Tomas (ESP)

Game Summary		Match	Game 1	Game 2	Game 3	Game 4	Game 5
OHGREN Alexander	SWE	3	13	11	9	12	
PINAS Tomas	ESP	1	11	4	11	10	
Duration:		29min	7 min	4 min	7 min	5 min	

Match No : SM3(24) Table : 7

Umpires : TONGE Karen (GBR) KARAU Bernhard (GER)

Player Statistics	OHGREN Alexander (SWE)					Match	PINAS Tomas (ESP)					Match
	Game						Game					
	1	2	3	4	5		1	2	3	4	5	
Points won	13	11	9	12		45	11	4	11	10		36
Biggest lead	2	9	1	2		9	1	-	2	3		3
Points won on own serve	6	6	5	5		22	5	2	6	4		17
Points lost on own serve	6	2	5	6		19	7	5	4	7		23
Most consecutive points won	3	6	2	4		6	3	3	2	3		3
Greatest deficit overcome	1	-	-	3		3	-	-	1	-		1
Handedness/Grip	Right/Shakehand						Right/Shakehand					

Game/Match Statistics	Game					Match
	1	2	3	4	5	
Longest rally (strokes)	13	9	31	11		31
Average rally	6	5	10	5		6

Game Progress

1	OHGREN Alexander (SWE)	0	*1	3	*4	4	*5	6	*7	8	*10	10	*10	11	*12	13
	PINAS Tomas (ESP)	*0	1	*1	2	*4	5	*6	7	*8	8	*10	11	*11	11	11
2	OHGREN Alexander (SWE)	*0	2	*4	6	*7	9	*10	10	11						
	PINAS Tomas (ESP)	0	*0	0	*0	1	*1	2	*4	4						
3	OHGREN Alexander (SWE)	0	*1	2	*3	4	*5	6	*6	7	*8	9				
	PINAS Tomas (ESP)	*0	1	*2	3	*4	5	*6	8	*9	10	11				
4	OHGREN Alexander (SWE)	*0	1	*2	2	*4	5	*5	6	*7	8	*10	11	12		
	PINAS Tomas (ESP)	0	*1	2	*4	4	*5	7	*8	9	*10	10	*10	10		

NOTES

The "Greatest deficit overcome" only applies when the player ends up winning the game.

LEGEND

SM Men's Singles * Server



Match Results

PINAS Tomas (ESP) 3-0 MAKSZIN Dacian (ROU)

Game Summary		Match	Game 1	Game 2	Game 3	Game 4	Game 5
PINAS Tomas	ESP	3	11	11	11		
MAKSZIN Dacian	ROU	0	9	4	8		
Duration:		22min	7 min	5 min	6 min		

Match No : SM3(8) Table : 7

Umpires : COCHRANE David (GBR) CURTIS Neil (GBR)

Player Statistics	PINAS Tomas (ESP)					Match	MAKSZIN Dacian (ROU)					Match
	Game						Game					
	1	2	3	4	5		1	2	3	4	5	
Points won	11	11	11			33	9	4	8			21
Biggest lead	2	7	4			7	2	-	-			2
Points won on own serve	4	5	5			14	3	2	3			8
Points lost on own serve	6	2	5			13	7	6	6			19
Most consecutive points won	3	6	3			6	3	1	4			4
Greatest deficit overcome	2	-	-			2	-	-	-			-
Handedness/Grip	Right/Shakehand						Left/Shakehand					

Game/Match Statistics	Game					Match
	1	2	3	4	5	
Longest rally (strokes)	14	15	33			33
Average rally	5	6	7			6

Game Progress

1	PINAS Tomas (ESP)	*0	1	*2	4	*5	5	*6	6	*8	9	11
	MAKSZIN Dacian (ROU)	0	*1	2	*2	3	*5	6	*8	8	*9	9
2	PINAS Tomas (ESP)	0	*2	3	*4	6	*8	9	*10	11		
	MAKSZIN Dacian (ROU)	*0	0	*1	2	*2	2	*3	4	4		
3	PINAS Tomas (ESP)	*0	1	*3	4	*5	6	*8	8	*8	10	11
	MAKSZIN Dacian (ROU)	0	*1	1	*2	3	*4	4	*6	8	*8	8

NOTES

The "Greatest deficit overcome" only applies when the player ends up winning the game.

LEGEND

SM Men's Singles * Server



Match Results

FENG Panfeng (CHN) 3-0 PINAS Tomas (ESP)

Game Summary		Match	Game 1	Game 2	Game 3	Game 4	Game 5
FENG Panfeng	CHN	3	11	11	11		
PINAS Tomas	ESP	0	7	9	5		
Duration:		23min	6 min	7 min	6 min		

Match No : SM3(25) Table : 1

Umpires : MAY Peter (GBR) HIGGINS Peter (GBR)

Player Statistics	FENG Panfeng (CHN)					Match	PINAS Tomas (ESP)					Match
	Game						Game					
	1	2	3	4	5		1	2	3	4	5	
Points won	11	11	11			33	7	9	5			21
Biggest lead	4	4	6			6	2	-	3			3
Points won on own serve	6	6	5			17	3	5	2			10
Points lost on own serve	4	4	3			11	5	5	6			16
Most consecutive points won	3	4	5			5	2	3	3			3
Greatest deficit overcome	2	-	3			3	-	-	-			-
Handedness/Grip	Right/Shakehand						Right/Shakehand					

Game/Match Statistics	Game					Match
	1	2	3	4	5	
Longest rally (strokes)	14	16	15			16
Average rally	5	6	6			6

Game Progress

1	FENG Panfeng (CHN)	*0	0	*2	3	*4	5	*6	8	*9	11	
	PINAS Tomas (ESP)	0	*2	2	*3	4	*5	6	*6	7	7	
2	FENG Panfeng (CHN)	0	*1	2	*4	6	*7	7	*8	10	*10	11
	PINAS Tomas (ESP)	*0	1	*2	2	*2	3	*5	6	*6	8	9
3	FENG Panfeng (CHN)	*0	0	*1	3	*5	6	*7	9	11		
	PINAS Tomas (ESP)	0	*2	3	*3	3	*4	5	*5	5		

NOTES

The "Greatest deficit overcome" only applies when the player ends up winning the game.

LEGEND

SM Men's Singles * Server



Match Results

MERRIEN Florian (FRA) 3-1 BRUECHLE Thomas (GER)

Game Summary		Match	Game 1	Game 2	Game 3	Game 4	Game 5
MERRIEN Florian	FRA	3	11	11	7	11	
BRUECHLE Thomas	GER	1	6	8	11	7	
Duration:		28min	5 min	6 min	4 min	6 min	

Match No : SM3(26) Table : 3

Umpires : WILLIAMS Jackie (GBR) REYNOLDS Mick (GBR)

Player Statistics	MERRIEN Florian (FRA)					Match	BRUECHLE Thomas (GER)					Match
	Game						Game					
	1	2	3	4	5		1	2	3	4	5	
Points won	11	11	7	11		40	6	8	11	7		32
Biggest lead	5	5	-	4		5	-	1	5	1		5
Points won on own serve	4	4	3	5		16	3	2	6	2		13
Points lost on own serve	3	6	5	5		19	7	7	4	6		24
Most consecutive points won	2	5	2	3		5	1	3	2	2		3
Greatest deficit overcome	-	1	-	1		1	-	-	-	-		-
Handedness/Grip	Left/Shakehand						Right/Shakehand					

Game/Match Statistics	Game					Match
	1	2	3	4	5	
Longest rally (strokes)	15	17	10	15		17
Average rally	8	7	6	7		7

Game Progress

1	MERRIEN Florian (FRA)	0	*2	3	*4	5	7	*8	9	*10	11	
	BRUECHLE Thomas (GER)	*0	0	*1	2	*3	*3	4	*5	6	6	
2	MERRIEN Florian (FRA)	*0	1	*2	3	*5	5	*7	9	*10	10	11
	BRUECHLE Thomas (GER)	0	*1	2	*3	3	*5	5	*5	6	*8	8
3	MERRIEN Florian (FRA)	0	*0	1	*2	3	*4	4	*5	6	7	
	BRUECHLE Thomas (GER)	*0	2	*3	4	*5	6	*8	9	*10	11	
4	MERRIEN Florian (FRA)	*0	1	*2	4	*5	5	*7	8	*10	11	
	BRUECHLE Thomas (GER)	0	*1	2	*2	3	*5	5	*6	6	7	

NOTES
The "Greatest deficit overcome" only applies when the player ends up winning the game.

LEGEND
SM Men's Singles * Server



Match Results

KESLER Zlatko (SRB) 3-2 ZHAO Ping (CHN)

Game Summary		Match	Game 1	Game 2	Game 3	Game 4	Game 5
KESLER Zlatko	SRB	3	10	8	11	11	11
ZHAO Ping	CHN	2	12	11	7	9	9
Duration:		33min	5 min	5 min	5 min	6 min	6 min

Match No : SM3(27) Table : 5

Umpires : BORODAVCHENKO Igor (RUS) KARSHTEDT Yelena (USA)

Player Statistics	KESLER Zlatko (SRB)						ZHAO Ping (CHN)					
	Game					Match	Game					Match
	1	2	3	4	5		1	2	3	4	5	
Points won	10	8	11	11	11	51	12	11	7	9	9	48
Biggest lead	2	2	5	2	4	5	2	3	-	2	1	3
Points won on own serve	7	6	7	5	6	31	8	8	4	4	5	29
Points lost on own serve	4	3	3	5	4	19	3	2	4	6	5	20
Most consecutive points won	3	2	4	3	3	4	4	3	3	4	4	4
Greatest deficit overcome	-	-	-	2	1	2	2	2	-	-	-	2
Handedness/Grip	Right/Shakehand						Right/Shakehand					

Game/Match Statistics	Game					Match
	1	2	3	4	5	
Longest rally (strokes)	11	17	21	11	12	21
Average rally	5	7	6	6	6	6

Game Progress

1	KESLER Zlatko (SRB)	*0	1	*2	4	*4	5	*6	7	*8	10	*10	10	10
	ZHAO Ping (CHN)	0	*1	2	*2	4	*5	6	*7	8	*8	10	*11	12
2	KESLER Zlatko (SRB)	0	*2	3	*3	4	*4	6	*6	8	*8	8		
	ZHAO Ping (CHN)	*0	0	*1	3	*4	6	*6	8	*8	10	11		
3	KESLER Zlatko (SRB)	*0	2	*4	4	*6	7	*7	9	*9	11			
	ZHAO Ping (CHN)	0	*0	0	*2	2	*3	5	*5	7	7			
4	KESLER Zlatko (SRB)	0	*2	2	*2	3	*4	6	*7	8	*10	11		
	ZHAO Ping (CHN)	*0	0	*2	4	*5	6	*6	7	*8	8	9		
5	KESLER Zlatko (SRB)	*0	1	*2	4	*5	7	*7	7	*9	10	11		
	ZHAO Ping (CHN)	0	*1	2	*2	3	*3	5	*7	7	*8	9		

NOTES

The "Greatest deficit overcome" only applies when the player ends up winning the game.

LEGEND

SM Men's Singles * Server



Match Results

SCHMIDBERGER Thomas (GER) 3-1 ROBIN Jean-Philippe (FRA)

Game Summary		Match	Game 1	Game 2	Game 3	Game 4	Game 5
SCHMIDBERGER Thomas	GER	3	11	11	7	13	
ROBIN Jean-Philippe	FRA	1	9	2	11	11	
Duration:		24min	5 min	6 min	6 min	6 min	

Match No : SM3(28) Table : 7

Umpires : EDWARDS David (GBR) WILLIAMSON Robert (GBR)

Player Statistics	SCHMIDBERGER Thomas (GER)					Match	ROBIN Jean-Philippe (FRA)					Match
	Game						Game					
	1	2	3	4	5		1	2	3	4	5	
Points won	11	11	7	13		42	9	2	11	11		33
Biggest lead	2	9	3	2		9	2	-	4	2		4
Points won on own serve	6	5	4	7		22	5	1	5	7		18
Points lost on own serve	4	1	6	4		15	5	6	3	6		20
Most consecutive points won	3	9	2	2		9	2	1	6	3		6
Greatest deficit overcome	2	-	-	2		2	-	-	3	-		3
Handedness/Grip	Right/Shakehand						Right/Shakehand					

Game/Match Statistics	Game					Match
	1	2	3	4	5	
Longest rally (strokes)	12	10	16	16		16
Average rally	6	4	5	5		5

Game Progress

1	SCHMIDBERGER Thomas (GER)	*0	1	*2	2	*4	5	*6	8	*8	10	11	ROBIN Jean-Philippe (FRA)	0	*1	2	*4	4	*5	6	*6	8	*8	9								
2	SCHMIDBERGER Thomas (GER)	0	*2	4	*6	8	*9	10	11	ROBIN Jean-Philippe (FRA)	*0	0	*0	0	*0	1	*2	2														
3	SCHMIDBERGER Thomas (GER)	*0	2	*3	4	*5	5	*5	5	*6	7	ROBIN Jean-Philippe (FRA)	0	*0	1	*2	3	*5	7	*9	10	11										
4	SCHMIDBERGER Thomas (GER)	0	*1	3	*3	4	*4	6	*7	8	*10	10	11	*11	12	13	ROBIN Jean-Philippe (FRA)	*0	1	*1	3	*4	6	*6	7	*8	8	*10	*10	11	*11	11

NOTES
The "Greatest deficit overcome" only applies when the player ends up winning the game.

LEGEND
SM Men's Singles * Server



Match Results

FENG Panfeng (CHN) 3-0 MERRIEN Florian (FRA)

Game Summary		Match	Game 1	Game 2	Game 3	Game 4	Game 5
FENG Panfeng	CHN	3	11	11	14		
MERRIEN Florian	FRA	0	8	5	12		
Duration:		26min	6 min	6 min	10 min		

Match No : SM3(29) Table : 1

Umpires : BALGHAITH Alawi (QAT) MONTFORT Neil (AUS)

Player Statistics	FENG Panfeng (CHN)					Match	MERRIEN Florian (FRA)					Match
	Game						Game					
	1	2	3	4	5		1	2	3	4	5	
Points won	11	11	14			36	8	5	12			25
Biggest lead	4	6	3			6	1	2	2			2
Points won on own serve	7	7	6			20	5	4	5			14
Points lost on own serve	3	1	7			11	4	4	8			16
Most consecutive points won	4	5	5			5	5	2	3			5
Greatest deficit overcome	1	2	2			2	-	-	-			-
Handedness/Grip	Right/Shakehand						Left/Shakehand					

Game/Match Statistics	Game					Match
	1	2	3	4	5	
Longest rally (strokes)	15	13	28			28
Average rally	6	5	9			7

Game Progress

1	FENG Panfeng (CHN)	*0	2	*2	3	*5	7	*7	7	*8	10	11						
	MERRIEN Florian (FRA)	0	*0	2	*3	3	*3	5	*7	8	*8	8						
2	FENG Panfeng (CHN)	0	*0	2	*3	5	*7	8	*9	11								
	MERRIEN Florian (FRA)	*0	2	*2	3	*3	3	*4	5	5								
3	FENG Panfeng (CHN)	*0	0	*1	2	*4	4	*6	8	*9	9	*10	11	*11	12	*12	13	14
	MERRIEN Florian (FRA)	0	*2	3	*4	4	*6	6	*6	7	*9	10	*10	11	*11	12	*12	12

NOTES
The "Greatest deficit overcome" only applies when the player ends up winning the game.

LEGEND
SM Men's Singles * Server



Match Results

KESLER Zlatko (SRB) 3-0 SCHMIDBERGER Thomas (GER)

Game Summary		Match	Game 1	Game 2	Game 3	Game 4	Game 5
KESLER Zlatko	SRB	3	11	11	11		
SCHMIDBERGER Thomas	GER	0	6	9	9		
Duration:		18min	4 min	5 min	4 min		

Match No : SM3(30) Table : 3

Umpires : ZHANG Yingqiu (CHN) FRASER Margot (GBR)

Player Statistics	KESLER Zlatko (SRB)					Match	SCHMIDBERGER Thomas (GER)					Match
	Game						Game					
	1	2	3	4	5		1	2	3	4	5	
Points won	11	11	11			33	6	9	9			24
Biggest lead	6	2	2			6	-	6	5			6
Points won on own serve	6	7	6			19	3	6	5			14
Points lost on own serve	3	3	4			10	5	4	5			14
Most consecutive points won	4	4	4			4	4	6	3			6
Greatest deficit overcome	-	6	5			6	-	-	-			-
Handedness/Grip	Right/Shakehand						Right/Shakehand					

Game/Match Statistics	Game					Match
	1	2	3	4	5	
Longest rally (strokes)	13	15	17			17
Average rally	5	6	5			5

Game Progress

1	KESLER Zlatko (SRB)	*0	2	*3	4	*6	8	*8	8	*10	11	
	SCHMIDBERGER Thomas (GER)	0	*0	1	*2	2	*2	4	*6	6	6	
2	KESLER Zlatko (SRB)	0	*0	0	*0	2	*3	5	*6	7	*9	11
	SCHMIDBERGER Thomas (GER)	*0	2	*4	6	*6	7	*7	8	*9	9	9
3	KESLER Zlatko (SRB)	*0	0	*1	2	*2	3	*4	6	*7	9	11
	SCHMIDBERGER Thomas (GER)	0	*2	3	*4	6	*7	8	*8	9	*9	9

NOTES

The "Greatest deficit overcome" only applies when the player ends up winning the game.

LEGEND

SM Men's Singles * Server



Match Results

SCHMIDBERGER Thomas (GER) 3-1 MERRIEN Florian (FRA)

Game Summary		Match	Game 1	Game 2	Game 3	Game 4	Game 5
SCHMIDBERGER Thomas	GER	3	7	11	12	15	
MERRIEN Florian	FRA	1	11	7	10	13	
Duration:		32min	5 min	4 min	6 min	9 min	

Match No : SM3(31) Table : 3

Umpires : GOULDEN David (GBR) CURTIS Neil (GBR)

Player Statistics	SCHMIDBERGER Thomas (GER)					Match	MERRIEN Florian (FRA)					Match
	Game						Game					
	1	2	3	4	5		1	2	3	4	5	
Points won	7	11	12	15		45	11	7	10	13		41
Biggest lead	-	4	3	2		4	4	1	2	2		4
Points won on own serve	5	5	6	6		22	6	4	5	5		20
Points lost on own serve	5	3	5	8		21	2	6	6	9		23
Most consecutive points won	3	3	5	3		5	4	2	3	3		4
Greatest deficit overcome	-	1	2	2		2	-	-	-	-		-
Handedness/Grip	Right/Shakehand						Left/Shakehand					

Game/Match Statistics	Game					Match
	1	2	3	4	5	
Longest rally (strokes)	11	11	19	26		26
Average rally	6	6	7	9		7

Game Progress

1	SCHMIDBERGER Thomas (GER)	*0	1	*1	3	*3	4	*6	6	*6	7								
	MERRIEN Florian (FRA)	0	*1	3	*3	5	*6	6	*8	10	11								
2	SCHMIDBERGER Thomas (GER)	0	*1	2	*3	5	*6	7	*8	9	11								
	MERRIEN Florian (FRA)	*0	1	*2	3	*3	4	*5	6	*7	7								
3	SCHMIDBERGER Thomas (GER)	*0	0	*2	4	*5	6	*6	7	*8	9	*10	11	12					
	MERRIEN Florian (FRA)	0	*2	2	*2	3	*4	6	*7	8	*9	10	*10	10					
4	SCHMIDBERGER Thomas (GER)	0	*1	1	*3	4	*5	7	*8	8	*9	10	*11	11	*11	12	*13	13	*14
	MERRIEN Florian (FRA)	*0	1	*3	3	*4	5	*5	6	*8	9	*10	10	*11	12	*12	12	*13	13
			15																
			13																

NOTES

The "Greatest deficit overcome" only applies when the player ends up winning the game.

LEGEND

SM Men's Singles * Server



Match Results

FENG Panfeng (CHN) 3-0 KESLER Zlatko (SRB)

Game Summary		Match	Game 1	Game 2	Game 3	Game 4	Game 5
FENG Panfeng	CHN	3	14	11	11		
KESLER Zlatko	SRB	0	12	6	8		
Duration:		22min	7 min	5 min	6 min		

Match No : SM3(32) Table : 1

Umpires : SUTCLIFFE Russell (GBR) SHERRATT Derek (GBR)

Player Statistics	FENG Panfeng (CHN)					Match	KESLER Zlatko (SRB)					Match
	Game						Game					
	1	2	3	4	5		1	2	3	4	5	
Points won	14	11	11			36	12	6	8			26
Biggest lead	2	5	3			5	6	-	3			6
Points won on own serve	8	6	5			19	7	3	4			14
Points lost on own serve	5	3	4			12	6	5	6			17
Most consecutive points won	8	5	4			8	6	2	2			6
Greatest deficit overcome	6	-	3			6	-	-	-			-
Handedness/Grip	Right/Shakehand						Right/Shakehand					

Game/Match Statistics	Game					Match
	1	2	3	4	5	
Longest rally (strokes)	27	12	11			27
Average rally	5	5	5			5

Game Progress

1	FENG Panfeng (CHN)	0	*0	0	*0	1	*2	4	*6	8	*10	10	*10	11	*11	12	*13	14
	KESLER Zlatko (SRB)	*0	2	*4	6	*7	8	*8	8	*8	8	*10	11	*11	12	*12	12	12
2	FENG Panfeng (CHN)	*0	2	*4	5	*6	7	*8	9	*10	11							
	KESLER Zlatko (SRB)	0	*0	0	*1	2	*3	4	*5	6	6							
3	FENG Panfeng (CHN)	0	*0	1	*2	3	*5	6	*7	8	*10	11						
	KESLER Zlatko (SRB)	*0	2	*3	4	*5	5	*6	7	*8	8	8						

NOTES

The "Greatest deficit overcome" only applies when the player ends up winning the game.

LEGEND

SM Men's Singles * Server



Player Statistics

As of SUN 2 SEP 2012

Players	NPC	Matches				Games				Match Duration	
		Played	Won	Lost	%Won	Played	Won	Lost	%Won	All	Average
BRUECHLE Thomas	GER	3	2	1	67%	11	7	4	64%	1h15min	25min
Right/Shakehand		Points Won				Points Lost					
C3		Total	Own Serve:	58	Most Consecutive:	7	Total	Own Serve:	45	Most Consecutive:	5
		109	Opp. Serve:	51	GDO:	4	95	Opp. Serve:	50	GLL:	1
COPOLA Gabriel	ARG	2	1	1	50%	7	4	3	57%	57min	29min
Right/Shakehand		Points Won				Points Lost					
C3		Total	Own Serve:	35	Most Consecutive:	7	Total	Own Serve:	24	Most Consecutive:	6
		65	Opp. Serve:	30	GDO:	1	56	Opp. Serve:	32	GLL:	3
DOLLMANN Manfred	AUT	2	0	2	0%	7	1	6	14%	47min	24min
Right/Shakehand		Points Won				Points Lost					
C3		Total	Own Serve:	29	Most Consecutive:	7	Total	Own Serve:	42	Most Consecutive:	8
		59	Opp. Serve:	30	GDO:	0	84	Opp. Serve:	42	GLL:	3
FENG Panfeng	CHN	5	5	0	100%	15	15	0	100%	1h47min	21min
Right/Shakehand		Points Won				Points Lost					
C3		Total	Own Serve:	91	Most Consecutive:	8	Total	Own Serve:	48	Most Consecutive:	6
		171	Opp. Serve:	80	GDO:	6	102	Opp. Serve:	54	GLL:	0
GEVA Liran	ISR	2	0	2	0%	6	0	6	0%	48min	24min
Right/Shakehand		Points Won				Points Lost					
C3		Total	Own Serve:	14	Most Consecutive:	4	Total	Own Serve:	34	Most Consecutive:	8
		29	Opp. Serve:	15	GDO:	0	66	Opp. Serve:	32	GLL:	2
GUERTLER Jan	GER	2	0	2	0%	7	1	6	14%	35min	18min
Right/Shakehand		Points Won				Points Lost					
C3		Total	Own Serve:	26	Most Consecutive:	6	Total	Own Serve:	33	Most Consecutive:	8
		45	Opp. Serve:	19	GDO:	0	73	Opp. Serve:	40	GLL:	2
GUILHEM Yann	FRA	2	0	2	0%	7	1	6	14%	38min	19min
Right/Shakehand		Points Won				Points Lost					
C3		Total	Own Serve:	24	Most Consecutive:	4	Total	Own Serve:	36	Most Consecutive:	7
		49	Opp. Serve:	25	GDO:	2	71	Opp. Serve:	35	GLL:	4
HADRAVA Jaroslav	CZE	2	0	2	0%	8	2	6	25%	49min	25min
Right/Shakehand		Points Won				Points Lost					
C3		Total	Own Serve:	37	Most Consecutive:	4	Total	Own Serve:	35	Most Consecutive:	5
		60	Opp. Serve:	23	GDO:	3	83	Opp. Serve:	48	GLL:	3
JEYOUNG Young III	KOR	2	1	1	50%	7	4	3	57%	45min	23min
Right/Shakehand		Points Won				Points Lost					
C3		Total	Own Serve:	30	Most Consecutive:	6	Total	Own Serve:	34	Most Consecutive:	11
		67	Opp. Serve:	37	GDO:	3	62	Opp. Serve:	28	GLL:	3
KESLER Zlatko	SRB	5	4	1	80%	20	12	8	60%	2h15min	27min
Right/Shakehand		Points Won				Points Lost					
C3		Total	Own Serve:	114	Most Consecutive:	7	Total	Own Serve:	90	Most Consecutive:	8
		207	Opp. Serve:	93	GDO:	6	199	Opp. Serve:	109	GLL:	6

LEGEND
GDO Greatest deficit overcome **GLL** Greatest lead lost **Opp.** Opponent's



Player Statistics

As of SUN 2 SEP 2012

Players	NPC	Matches				Games				Match Duration	
		Played	Won	Lost	%Won	Played	Won	Lost	%Won	All	Average
KIM Jeong Seok Right/Shakehand C3	KOR	2	1	1	50%	7	3	4	43%	45min	23min
		Points Won				Points Lost					
		Total	Own Serve: 41		Most Consecutive: 5		Total	Own Serve: 30		Most Consecutive: 6	
		70	Opp. Serve: 29		GDO: 4		72	Opp. Serve: 42		GLL: 2	
KIM Jin Sung Right/Shakehand C3	KOR	2	1	1	50%	8	3	5	38%	57min	29min
		Points Won				Points Lost					
		Total	Own Serve: 36		Most Consecutive: 5		Total	Own Serve: 34		Most Consecutive: 8	
		65	Opp. Serve: 29		GDO: 3		78	Opp. Serve: 44		GLL: 3	
KNAF Welder Right/Shakehand C3	BRA	2	1	1	50%	8	5	3	63%	49min	25min
		Points Won				Points Lost					
		Total	Own Serve: 43		Most Consecutive: 8		Total	Own Serve: 34		Most Consecutive: 7	
		86	Opp. Serve: 43		GDO: 3		67	Opp. Serve: 33		GLL: 3	
KO Hang Yee Left/Shakehand C3	HKG	2	1	1	50%	8	5	3	63%	50min	25min
		Points Won				Points Lost					
		Total	Own Serve: 50		Most Consecutive: 6		Total	Own Serve: 34		Most Consecutive: 5	
		86	Opp. Serve: 36		GDO: 2		78	Opp. Serve: 44		GLL: 3	
KRAMMINGER Egon Right/Shakehand C3	AUT	2	1	1	50%	6	3	3	50%	38min	19min
		Points Won				Points Lost					
		Total	Own Serve: 34		Most Consecutive: 5		Total	Own Serve: 20		Most Consecutive: 5	
		59	Opp. Serve: 25		GDO: 3		54	Opp. Serve: 34		GLL: 2	
MAKSZIN Dacian Left/Shakehand C3	ROU	2	1	1	50%	8	3	5	38%	55min	28min
		Points Won				Points Lost					
		Total	Own Serve: 32		Most Consecutive: 5		Total	Own Serve: 44		Most Consecutive: 6	
		71	Opp. Serve: 39		GDO: 2		78	Opp. Serve: 34		GLL: 3	
MERRIEN Florian Left/Shakehand C3	FRA	5	3	2	60%	18	10	8	56%	2h11min	26min
		Points Won				Points Lost					
		Total	Own Serve: 92		Most Consecutive: 8		Total	Own Serve: 76		Most Consecutive: 5	
		179	Opp. Serve: 87		GDO: 3		158	Opp. Serve: 82		GLL: 2	
OHGREN Alexander Right/Shakehand C3	SWE	2	1	1	50%	9	5	4	56%	1h2min	31min
		Points Won				Points Lost					
		Total	Own Serve: 42		Most Consecutive: 6		Total	Own Serve: 45		Most Consecutive: 5	
		90	Opp. Serve: 48		GDO: 3		86	Opp. Serve: 41		GLL: 2	
OLUADE Egbinola Right/Shakehand C3	NGR	2	0	2	0%	6	0	6	0%	32min	16min
		Points Won				Points Lost					
		Total	Own Serve: 22		Most Consecutive: 4		Total	Own Serve: 35		Most Consecutive: 8	
		48	Opp. Serve: 26		GDO: 0		69	Opp. Serve: 34		GLL: 2	
PINAS Tomas Right/Shakehand C3	ESP	3	1	2	33%	10	4	6	40%	1h14min	25min
		Points Won				Points Lost					
		Total	Own Serve: 41		Most Consecutive: 6		Total	Own Serve: 52		Most Consecutive: 6	
		90	Opp. Serve: 49		GDO: 2		99	Opp. Serve: 47		GLL: 3	

LEGEND
GDO Greatest deficit overcome **GLL** Greatest lead lost **Opp.** Opponent's



Player Statistics

As of SUN 2 SEP 2012

Players	NPC	Matches				Games				Match Duration	
		Played	Won	Lost	%Won	Played	Won	Lost	%Won	All	Average
ROBIN Jean-Philippe	FRA	3	2	1	67%	12	7	5	58%	1h10min	23min
Right/Shakehand C3		Points Won				Points Lost					
		Total	Own Serve:	64	Most Consecutive:	8	Total	Own Serve:	49	Most Consecutive:	9
		115	Opp. Serve:	51	GDO:	3	111	Opp. Serve:	62	GLL:	2
RODRIGUEZ Miguel	ESP	2	0	2	0%	7	1	6	14%	39min	20min
Right/Shakehand C3		Points Won				Points Lost					
		Total	Own Serve:	31	Most Consecutive:	3	Total	Own Serve:	34	Most Consecutive:	7
		49	Opp. Serve:	18	GDO:	1	76	Opp. Serve:	42	GLL:	4
SCHMIDBERGER Thomas	GER	5	4	1	80%	17	12	5	71%	1h51min	22min
Right/Shakehand C3		Points Won				Points Lost					
		Total	Own Serve:	103	Most Consecutive:	9	Total	Own Serve:	63	Most Consecutive:	6
		181	Opp. Serve:	78	GDO:	2	153	Opp. Serve:	90	GLL:	6
ZHAO Ping	CHN	3	2	1	67%	13	8	5	62%	1h19min	26min
Right/Shakehand C3		Points Won				Points Lost					
		Total	Own Serve:	74	Most Consecutive:	11	Total	Own Serve:	47	Most Consecutive:	6
		131	Opp. Serve:	57	GDO:	3	111	Opp. Serve:	64	GLL:	3

NOTES
The "Greatest deficit overcome" only applies when the player ends up winning the game and "Greatest lead lost" only when losing.

LEGEND
GDO Greatest deficit overcome **GLL** Greatest lead lost **Opp.** Opponent's



Tournament Statistics

As of SUN 2 SEP 2012

Statistics	Preliminaries	Quarterfinals	Semifinals	Finals	Total
Matches Total	24	4	2	2	32
Game Margin: 3:0	13 54%	1 25%	2 100%	1 50%	17 53%
3:1	7 29%	2 50%		1 50%	10 31%
3:2	4 17%	1 25%			5 16%
Invalid Results Mark					
Duration: Total	9h18min	1h48min	44min	54min	12h44min
Longest	35min	33min	26min	32min	35min
Shortest	14min	23min	18min	22min	14min
Average	23min	27min	22min	27min	24min
Games Total	87	16	6	7	116
Point Margin 11					
10	1 1%				1 1%
9		1 6%			1 1%
8	6 7%				6 5%
7	13 15%				13 11%
6	9 10%	1 6%	1 17%		11 9%
5	9 10%	1 6%	1 17%	1 14%	12 10%
4	9 10%	5 31%		2 29%	16 14%
3	9 10%	2 13%	1 17%	1 14%	13 11%
2	31 36%	6 38%	3 50%	3 43%	43 37%
Invalid Results Mark					
Duration: Total	7h37min	1h30min	35min	42min	10h24min
Longest	8min	7min	10min	9min	10min
Shortest	3min	4min	4min	4min	3min
Average	5min	6min	6min	6min	5min
Points Total	1617	300	118	148	2183
per game	18.59	18.75	19.67	21.14	18.82
Most consecutive won	11	9	6	8	11
Greatest deficit overcome	4	3	6	6	6
Longest rally	33	21	28	27	33
Average rally	5	6	6	6	5

NOTES
The "Greatest deficit overcome" only applies when the player ends up winning the game.



Table Tennis

Men's Singles - Class 4



Entry List by Event

As of FRI 24 AUG 2012

NPC	How Qualified	Name	Date of Birth
BRA - Brazil	QR (25)	BABES Eziquiel	16 AUG 1971
CHN - People's Republic of China	QL (4)	GUO Xingyuan	20 OCT 1988
	QL (2)	ZHANG Yan	25 JUL 1967
CRO - Croatia	QL (14)	SPALJ Tomislav	29 MAR 1979
EGY - Egypt	QR (11)	SALEH Sameh	17 MAR 1978
FRA - France	QL (7)	MARTIN Emeric	26 JUN 1973
	QR (3)	THOMAS Maxime	17 DEC 1983
GER - Germany	QL (23)	BURKHARDT Werner	30 OCT 1964
	QR (15)	KOBER Dietmar	26 DEC 1969
ISR - Israel	QL (17)	SIADA Shay	25 JUN 1979
ITA - Italy	QL (13)	CACI Salvatore	10 SEP 1961
KOR - Republic of Korea	QL (5)	CHOI Il Sang	15 JUL 1975
	QL (9)	KIM Jung Gil	28 MAY 1986
	QR (1)	KIM Young Gun	24 NOV 1984
SVK - Slovakia	QL (19)	MESZAROS Andrej	7 SEP 1975
	QL (8)	MIHALIK Peter	30 SEP 1976
TPE - Chinese Taipei	QI (22)	KO Kun-Nan	24 SEP 1964
	QL (12)	LIN Wen-Hsin	4 JAN 1965
TUR - Turkey	QL (6)	OZTURK Abdullah	1 OCT 1989
VEN - Venezuela	QI (33)	GOMEZ Edson	19 SEP 1970

NOTES

All changes are available in INFO.
(nnn) in "How Qualified" represents the player's singles world ranking as of July 2012.

LEGEND

QI Qualification by Invitation **QL** Qualification by Ranking List **QR** Regional Qualification



Draw

GROUP A

Rk	Name	NPC	FRA	CRO	GER	Match Points
1	THOMAS Maxime	FRA		3:2 (8:11, 10:12, 11:8, 11:8, 12:10)	3:0 (11:0, 11:9, 11:7)	4
2	SPALJ Tomislav	CRO	2:3 (11:8, 12:10, 8:11, 8:11, 10:12)		3:2 (9:11, 11:8, 12:10, 10:12, 11:7)	3
3	BURKHARDT Werner	GER	0:3 (0:11, 9:11, 7:11)	2:3 (11:9, 8:11, 10:12, 12:10, 7:11)		2

GROUP B

Rk	Name	NPC	CHN	GER	BRA	Match Points
1	GUO Xingyuan	CHN		3:0 (11:8, 11:6, 18:16)	3:0 (11:5, 12:10, 11:4)	4
2	KOBER Dietmar	GER	0:3 (8:11, 6:11, 16:18)		3:1 (11:13, 12:10, 13:11, 11:3)	3
3	BABES Eziquiel	BRA	0:3 (5:11, 10:12, 4:11)	1:3 (13:11, 10:12, 11:13, 3:11)		2

GROUP C

Rk	Name	NPC	KOR	ISR	ITA	Match Points
1	CHOI Il Sang	KOR		3:0 (11:6, 11:8, 11:6)	0:3 (8:11, 9:11, 5:11)	3
2	SIADA Shay	ISR	0:3 (6:11, 8:11, 6:11)		3:0 (11:4, 11:7, 13:11)	3
3	CACI Salvatore	ITA	3:0 (11:8, 11:9, 11:5)	0:3 (4:11, 7:11, 11:13)		3

GROUP D

Rk	Name	NPC	TUR	TPE	SVK	Match Points
1	OZTURK Abdullah	TUR		3:1 (11:9, 11:3, 8:11, 11:6)	3:0 (11:9, 11:6, 11:8)	4
2	LIN Wen-Hsin	TPE	1:3 (9:11, 3:11, 11:8, 6:11)		3:1 (11:8, 11:8, 6:11, 12:10)	3
3	MESZAROS Andrej	SVK	0:3 (9:11, 6:11, 8:11)	1:3 (8:11, 8:11, 11:6, 10:12)		2



Draw

GROUP E

Rk	Name	NPC	FRA	KOR	TPE	Match Points
1	MARTIN Emeric	FRA		3:1 (11:6, 11:9, 5:11, 11:5)	3:0 (14:12, 11:4, 11:5)	4
2	KIM Jung Gil	KOR	1:3 (6:11, 9:11, 11:5, 5:11)		3:0 (11:5, 11:7, 11:6)	3
3	KO Kun-Nan	TPE	0:3 (12:14, 4:11, 5:11)	0:3 (5:11, 7:11, 6:11)		2

GROUP F

Rk	Name	NPC	EGY	SVK	VEN	Match Points
1	SALEH Sameh	EGY		3:2 (9:11, 9:11, 11:5, 11:7, 11:8)	3:1 (11:9, 9:11, 11:5, 12:10)	4
2	MIHALIK Peter	SVK	2:3 (11:9, 11:9, 5:11, 7:11, 8:11)		3:2 (11:4, 7:11, 7:11, 11:5, 11:5)	3
3	GOMEZ Edson	VEN	1:3 (9:11, 11:9, 5:11, 10:12)	2:3 (4:11, 11:7, 11:7, 5:11, 5:11)		2

Qualification rule:

First from each group will qualify for the Quarterfinals.

LEGEND

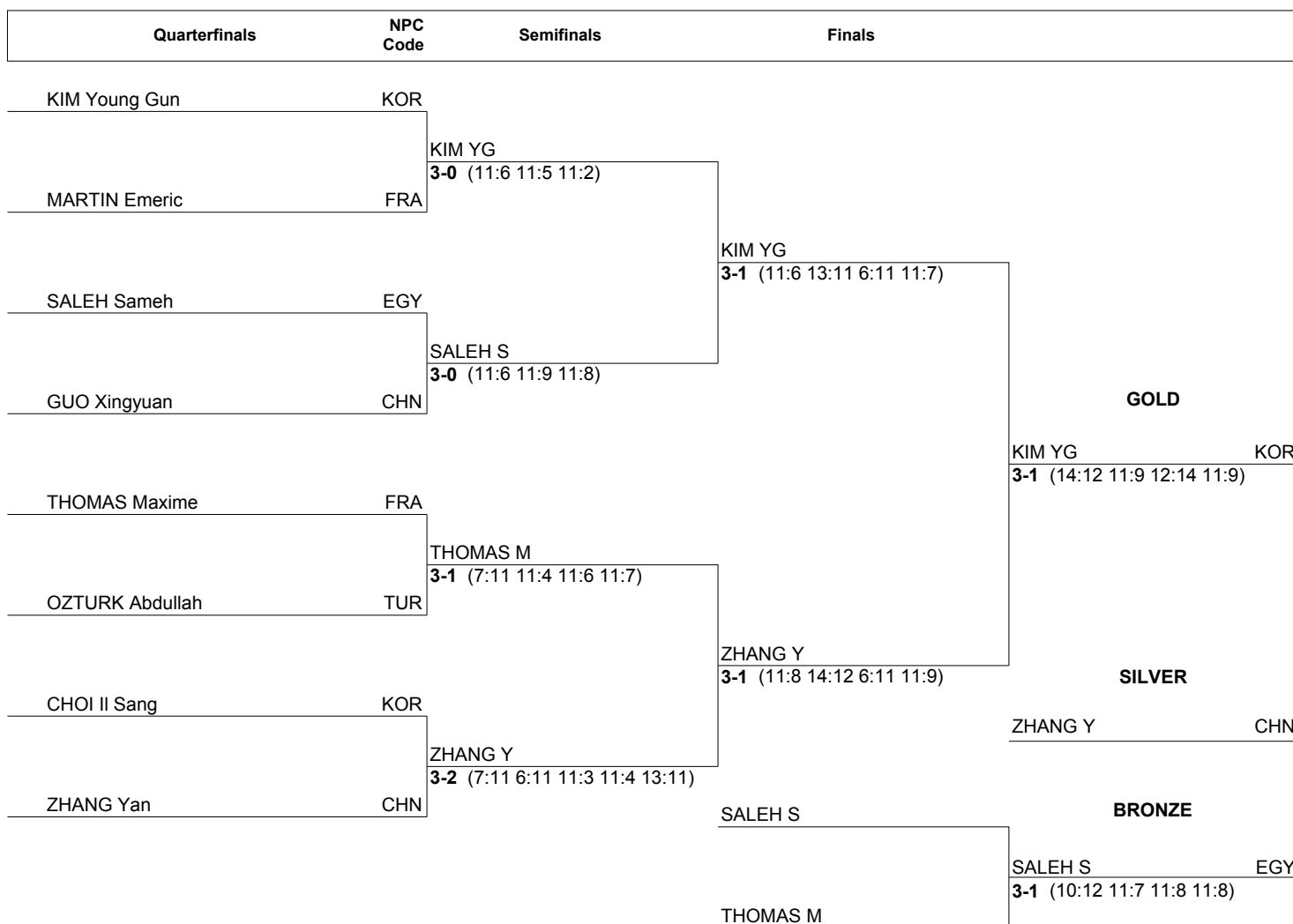
Rk Rank



Draw

QUALIFIED FROM GROUPS				
Group	Rk	Name	NPC	Match Points
A	1	THOMAS Maxime	FRA	4
B	1	GUO Xingyuan	CHN	4
C	1	CHOI Il Sang	KOR	3
D	1	OZTURK Abdullah	TUR	4
E	1	MARTIN Emeric	FRA	4
F	1	SALEH Sameh	EGY	4

DIRECT ENTRIES		
Seed	Name	NPC
1	KIM Young Gun	KOR
2	ZHANG Yan	CHN



LEGEND	
Rk	Rank



Match Results

SPALJ Tomislav (CRO) 3-2 BURKHARDT Werner (GER)

Game Summary		Match	Game 1	Game 2	Game 3	Game 4	Game 5
SPALJ Tomislav	CRO	3	9	11	12	10	11
BURKHARDT Werner	GER	2	11	8	10	12	7
Duration:		35min	5 min	5 min	6 min	7 min	5 min

Match No : SM4(7) Table : 1

Umpires : PAYNE Michael (GBR) SUTCLIFFE Russell (GBR)

Player Statistics	SPALJ Tomislav (CRO)						BURKHARDT Werner (GER)					
	Game					Match	Game					Match
	1	2	3	4	5		1	2	3	4	5	
Points won	9	11	12	10	11	53	11	8	10	12	7	48
Biggest lead	3	3	4	-	6	6	2	3	1	4	-	4
Points won on own serve	4	6	6	4	4	24	5	4	5	5	3	22
Points lost on own serve	6	4	5	7	4	26	5	5	6	6	7	29
Most consecutive points won	3	4	4	3	5	5	5	3	3	4	4	5
Greatest deficit overcome	-	3	1	-	-	3	3	-	-	-	-	3
Handedness/Grip	Right/Shakehand						Right/Shakehand					

Game/Match Statistics	Game					Match
	1	2	3	4	5	
Longest rally (strokes)	13	10	13	11	11	13
Average rally	6	5	5	6	5	5

Game Progress

1	SPALJ Tomislav (CRO)	0	*2	3	*3	3	*5	6	*7	8	*8	9		
	BURKHARDT Werner (GER)	*0	0	*1	3	*5	5	*6	7	*8	10	11		
2	SPALJ Tomislav (CRO)	*0	1	*2	3	*3	4	*5	7	*9	10	11		
	BURKHARDT Werner (GER)	0	*1	2	*3	5	*6	7	*7	7	*8	8		
3	SPALJ Tomislav (CRO)	0	*1	2	*4	5	*7	8	*8	9	*9	10	*11	12
	BURKHARDT Werner (GER)	*0	1	*2	2	*3	3	*4	6	*7	9	*10	10	10
4	SPALJ Tomislav (CRO)	*0	0	*0	1	*3	4	*5	6	*7	8	*10	10	10
	BURKHARDT Werner (GER)	0	*2	4	*5	5	*6	7	*8	9	*10	10	*11	12
5	SPALJ Tomislav (CRO)	0	*2	3	*5	7	*7	7	*8	9	11			
	BURKHARDT Werner (GER)	*0	0	*1	1	*1	3	*5	6	*7	7			

NOTES
The "Greatest deficit overcome" only applies when the player ends up winning the game.

LEGEND
SM Men's Singles * Server



Match Results

THOMAS Maxime (FRA) 3-2 SPALJ Tomislav (CRO)

Game Summary		Match	Game 1	Game 2	Game 3	Game 4	Game 5
THOMAS Maxime	FRA	3	8	10	11	11	12
SPALJ Tomislav	CRO	2	11	12	8	8	10
Duration:		39min	5 min	6 min	6 min	6 min	7 min

Match No : SM4(13) Table : 5

Umpires : GOULDEN David (GBR) HIGGINS Peter (GBR)

Player Statistics	THOMAS Maxime (FRA)						SPALJ Tomislav (CRO)					
	Game					Match	Game					Match
	1	2	3	4	5		1	2	3	4	5	
Points won	8	10	11	11	12	52	11	12	8	8	10	49
Biggest lead	-	-	3	3	2	3	3	3	2	1	1	3
Points won on own serve	4	5	6	7	7	29	5	6	4	6	6	27
Points lost on own serve	6	6	4	2	4	22	4	5	5	4	5	23
Most consecutive points won	2	2	3	3	2	3	2	3	2	3	2	3
Greatest deficit overcome	-	-	2	1	1	2	-	-	-	-	-	-
Handedness/Grip	Right/Shakehand						Right/Shakehand					

Game/Match Statistics	Game					Match
	1	2	3	4	5	
Longest rally (strokes)	15	12	21	13	34	34
Average rally	6	4	7	7	8	6

Game Progress

1	THOMAS Maxime (FRA)	*0	0	*1	2	*3	4	*5	6	*7	8	8		
	SPALJ Tomislav (CRO)	0	*2	3	*4	5	*6	7	*8	9	*10	11		
2	THOMAS Maxime (FRA)	0	*0	1	*3	3	*4	5	*6	8	*9	10	*10	10
	SPALJ Tomislav (CRO)	*0	2	*3	3	*5	6	*7	8	*8	9	*10	11	12
3	THOMAS Maxime (FRA)	*0	1	*1	2	*4	5	*6	8	*9	10	11		
	SPALJ Tomislav (CRO)	0	*1	3	*4	4	*5	6	*6	7	*8	8		
4	THOMAS Maxime (FRA)	0	*1	3	*3	4	*5	7	*8	9	*10	11		
	SPALJ Tomislav (CRO)	*0	1	*1	3	*4	5	*5	6	*7	8	8		
5	THOMAS Maxime (FRA)	*0	2	*3	4	*4	5	*6	7	*8	9	*10	11	12
	SPALJ Tomislav (CRO)	0	*0	1	*2	4	*5	6	*7	8	*9	10	*10	10

NOTES
The "Greatest deficit overcome" only applies when the player ends up winning the game.

LEGEND
SM Men's Singles * Server



Match Results

THOMAS Maxime (FRA) 3-0 BURKHARDT Werner (GER)

Game Summary		Match	Game 1	Game 2	Game 3	Game 4	Game 5
THOMAS Maxime	FRA	3	11	11	11		
BURKHARDT Werner	GER	0	0	9	7		
Duration:		17min	3 min	5 min	5 min		

Match No : SM4(1) Table : 1

Umpires : SZILY Marta (HUN) ROBERTS Averil (NZL)

Player Statistics	THOMAS Maxime (FRA)					Match	BURKHARDT Werner (GER)					Match
	Game						Game					
	1	2	3	4	5		1	2	3	4	5	
Points won	11	11	11			33	0	9	7			16
Biggest lead	11	2	4			11	-	1	-			1
Points won on own serve	5	6	5			16	0	5	4			9
Points lost on own serve	0	4	3			7	6	5	6			17
Most consecutive points won	11	2	4			11	0	3	2			3
Greatest deficit overcome	-	1	-			1	-	-	-			-
Handedness/Grip	Right/Shakehand						Right/Shakehand					

Game/Match Statistics	Game					Match
	1	2	3	4	5	
Longest rally (strokes)	6	9	10			10
Average rally	3	4	4			4

Game Progress

1	THOMAS Maxime (FRA)	0	*2	4	*6	8	*10	11				
	BURKHARDT Werner (GER)	*0	0	*0	0	*0	0	0				0
2	THOMAS Maxime (FRA)	*0	1	*2	3	*4	6	*6	7	*8	9	11
	BURKHARDT Werner (GER)	0	*1	2	*3	4	*4	6	*7	8	*9	9
3	THOMAS Maxime (FRA)	0	1	*3	*4	5	*5	6	*8	10	11	
	BURKHARDT Werner (GER)	*0	*1	1	2	*3	5	*6	6	*6	7	

NOTES
The "Greatest deficit overcome" only applies when the player ends up winning the game.

LEGEND
SM Men's Singles * Server



Match Results

KOBER Dietmar (GER) 3-1 BABES Eziquiel (BRA)

Game Summary		Match	Game 1	Game 2	Game 3	Game 4	Game 5
KOBER Dietmar	GER	3	11	12	13	11	
BABES Eziquiel	BRA	1	13	10	11	3	
Duration:		26min	6 min	5 min	6 min	3 min	

Match No : SM4(8) Table : 3

Umpires : MONTFORT Neil (AUS) ZHANG Yingqiu (CHN)

Player Statistics	KOBER Dietmar (GER)					Match	BABES Eziquiel (BRA)					Match
	Game						Game					
	1	2	3	4	5		1	2	3	4	5	
Points won	11	12	13	11		47	13	10	11	3		37
Biggest lead	2	2	6	8		8	2	2	-	-		2
Points won on own serve	3	8	6	7		24	4	7	5	2		18
Points lost on own serve	9	3	6	1		19	8	4	7	4		23
Most consecutive points won	2	3	6	5		6	3	2	4	1		4
Greatest deficit overcome	-	2	-	-		2	2	-	-	-		2
Handedness/Grip	Right/Shakehand						Right/Shakehand					

Game/Match Statistics	Game					Match
	1	2	3	4	5	
Longest rally (strokes)	8	10	13	9		13
Average rally	4	5	6	5		5

Game Progress

1	KOBER Dietmar (GER)	0	*2	2	*4	4	*5	6	*7	8	*10	10	*10	11	*11	11
	BABES Eziquiel (BRA)	*0	0	*2	2	*4	5	*6	7	*8	8	*10	11	*11	12	13
2	KOBER Dietmar (GER)	*0	1	*1	3	*3	5	*6	7	*8	9	*10	11	12		
	BABES Eziquiel (BRA)	0	*1	3	*3	5	*5	6	*7	8	*9	10	*10	10		
3	KOBER Dietmar (GER)	0	*2	4	*6	6	*7	8	*8	9	*9	10	*11	11	*12	13
	BABES Eziquiel (BRA)	*0	0	*0	0	*2	3	*4	6	*7	9	*10	10	*11	11	11
4	KOBER Dietmar (GER)	*0	1	*3	5	*6	8	*9	11							
	BABES Eziquiel (BRA)	0	*1	1	*1	2	*2	3	3							

NOTES

The "Greatest deficit overcome" only applies when the player ends up winning the game.

LEGEND

SM Men's Singles * Server



Match Results

GUO Xingyuan (CHN) 3-0 KOBER Dietmar (GER)

Game Summary		Match	Game 1	Game 2	Game 3	Game 4	Game 5
GUO Xingyuan	CHN	3	11	11	18		
KOBER Dietmar	GER	0	8	6	16		
Duration:		24min	5 min	5 min	10 min		

Match No : SM4(14) Table : 7

Umpires : CLARKE Stan (GBR) EIKMANS Angelo (NED)

Player Statistics	GUO Xingyuan (CHN)					Match	KOBER Dietmar (GER)					Match
	Game						Game					
	1	2	3	4	5		1	2	3	4	5	
Points won	11	11	18			40	8	6	16			30
Biggest lead	3	5	2			5	4	2	2			4
Points won on own serve	6	6	12			24	5	3	11			19
Points lost on own serve	3	3	5			11	5	5	6			16
Most consecutive points won	4	5	3			5	5	4	2			5
Greatest deficit overcome	4	2	2			4	-	-	-			-
Handedness/Grip	Left/Shakehand						Right/Shakehand					

Game/Match Statistics	Game					Match
	1	2	3	4	5	
Longest rally (strokes)	11	18	14			18
Average rally	5	5	5			5

Game Progress

1	GUO Xingyuan (CHN)	0	*1	1	*1	3	*5	6	*7	9	*10	11	KOBER Dietmar (GER)	*0	1	*3	5	*5	5	*6	7	*7	8	8														
2	GUO Xingyuan (CHN)	*0	2	*2	2	*4	5	*6	8	*10	11	KOBER Dietmar (GER)	0	*0	2	*4	4	*5	6	*6	6	6	6	6														
3	GUO Xingyuan (CHN)	0	*1	2	*2	4	*5	6	*7	8	*9	10	*11	11	*11	12	*12	13	*13	KOBER Dietmar (GER)	*0	1	*2	4	*4	5	*6	7	*8	9	*10	10	*11	12	*12	13	*13	14
		14	*14	15	*15	16	*17	18		*14	15	*15	16	*16	16	16	16	16																				

NOTES
The "Greatest deficit overcome" only applies when the player ends up winning the game.

LEGEND
SM Men's Singles * Server



Match Results

GUO Xingyuan (CHN) 3-0 BABES Eziquiel (BRA)

Game Summary		Match	Game 1	Game 2	Game 3	Game 4	Game 5
GUO Xingyuan	CHN	3	11	12	11		
BABES Eziquiel	BRA	0	5	10	4		
Duration:		16min	4 min	6 min	5 min		

Match No : SM4(2) Table : 3

Umpires : FRASER Margot (GBR) le PAGE Tim (GBR)

Player Statistics	GUO Xingyuan (CHN)					Match	BABES Eziquiel (BRA)					Match
	Game						Game					
	1	2	3	4	5		1	2	3	4	5	
Points won	11	12	11			34	5	10	4			19
Biggest lead	6	3	7			7	-	1	-			1
Points won on own serve	8	4	6			18	5	3	2			10
Points lost on own serve	0	7	2			9	3	8	5			16
Most consecutive points won	4	3	4			4	2	3	2			3
Greatest deficit overcome	-	1	-			1	-	-	-			-
Handedness/Grip	Left/Shakehand						Right/Shakehand					

Game/Match Statistics	Game					Match
	1	2	3	4	5	
Longest rally (strokes)	9	8	10			10
Average rally	4	4	4			4

Game Progress

1	GUO Xingyuan (CHN)	*0	2	*2	4	*5	7	*7	9	11				
	BABES Eziquiel (BRA)	0	*0	2	*2	3	*3	5	*5	5				
2	GUO Xingyuan (CHN)	0	*2	2	*3	4	*6	7	*8	8	*9	10	*11	12
	BABES Eziquiel (BRA)	*0	0	*2	3	*4	4	*5	6	*8	9	*10	10	10
3	GUO Xingyuan (CHN)	*0	2	*3	4	*6	7	*8	10	11				
	BABES Eziquiel (BRA)	0	*0	1	*2	2	*3	4	*4	4				

NOTES

The "Greatest deficit overcome" only applies when the player ends up winning the game.

LEGEND

SM Men's Singles * Server



Match Results

SIADA Shay (ISR) 3-0 CACI Salvatore (ITA)

Game Summary		Match	Game 1	Game 2	Game 3	Game 4	Game 5
SIADA Shay	ISR	3	11	11	13		
CACI Salvatore	ITA	0	4	7	11		
Duration:		18min	4 min	5 min	6 min		

Match No : SM4(9) Table : 5

Umpires : ABDEL NASSER Gamal (EGY) BROWN David (GBR)

Player Statistics	SIADA Shay (ISR)					Match	CACI Salvatore (ITA)					Match
	Game						Game					
	1	2	3	4	5		1	2	3	4	5	
Points won	11	11	13			35	4	7	11			22
Biggest lead	7	4	2			7	-	3	3			3
Points won on own serve	6	7	7			20	3	4	6			13
Points lost on own serve	1	3	5			9	5	4	6			15
Most consecutive points won	4	6	3			6	2	4	4			4
Greatest deficit overcome	-	3	3			3	-	-	-			-
Handedness/Grip	Right/Shakehand						Right/Shakehand					

Game/Match Statistics	Game					Match
	1	2	3	4	5	
Longest rally (strokes)	10	14	19			19
Average rally	4	6	5			5

Game Progress

1	SIADA Shay (ISR)	0	*2	3	*4	6	*7	9	*10	11						
	CACI Salvatore (ITA)	*0	0	*1	2	*2	3	*3	4	4					4	
2	SIADA Shay (ISR)	*0	1	*2	3	*3	4	*5	7	*9	11					
	CACI Salvatore (ITA)	0	*1	2	*3	5	*6	7	*7	7	7				7	
3	SIADA Shay (ISR)	0	*0	1	*3	4	*5	5	*6	7	*8	10	*10	11	*12	13
	CACI Salvatore (ITA)	*0	2	*3	3	*4	5	*7	8	*9	10	*10	11	*11	11	11

NOTES

The "Greatest deficit overcome" only applies when the player ends up winning the game.

LEGEND

SM Men's Singles * Server



Match Results

CACI Salvatore (ITA) 3-0 CHOI II Sang (KOR)

Game Summary		Match	Game 1	Game 2	Game 3	Game 4	Game 5
CACI Salvatore	ITA	3	11	11	11		
CHOI II Sang	KOR	0	8	9	5		
Duration:		25min	7 min	8 min	6 min		

Match No : SM4(15) Table : 1

Umpires : ROBERTS Averil (NZL) SZILY Marta (HUN)

Player Statistics	CACI Salvatore (ITA)					Match	CHOI II Sang (KOR)					Match
	Game						Game					
	1	2	3	4	5		1	2	3	4	5	
Points won	11	11	11			33	8	9	5			22
Biggest lead	6	4	7			7	-	3	1			3
Points won on own serve	6	4	6			16	5	3	3			11
Points lost on own serve	3	6	2			11	5	7	5			17
Most consecutive points won	5	4	8			8	4	3	2			4
Greatest deficit overcome	-	3	1			3	-	-	-			-
Handedness/Grip	Right/Shakehand						Right/Shakehand					

Game/Match Statistics	Game					Match
	1	2	3	4	5	
Longest rally (strokes)	17	11	11			17
Average rally	7	5	5			6

Game Progress

1	CACI Salvatore (ITA)	0	*2	4	*4	5	*7	9	*10	10	*10	11
	CHOI II Sang (KOR)	*0	0	*0	2	*3	3	*3	4	*6	8	8
2	CACI Salvatore (ITA)	*0	0	*1	2	*4	5	*6	8	*10	10	11
	CHOI II Sang (KOR)	0	*2	3	*4	4	*5	6	*6	6	*8	9
3	CACI Salvatore (ITA)	0	*1	3	*5	7	*8	9	*10	11		
	CHOI II Sang (KOR)	*0	1	*1	1	*1	2	*3	4	5		

NOTES

The "Greatest deficit overcome" only applies when the player ends up winning the game.

LEGEND

SM Men's Singles * Server



Match Results

CHOI II Sang (KOR) 3-0 SIADA Shay (ISR)

Game Summary		Match	Game 1	Game 2	Game 3	Game 4	Game 5
CHOI II Sang	KOR	3	11	11	11		
SIADA Shay	ISR	0	6	8	6		
Duration:		22min	5 min	6 min	6 min		

Match No : SM4(3) Table : 5

Umpires : SUTCLIFFE Russell (GBR) PAYNE Michael (GBR)

Player Statistics	CHOI II Sang (KOR)					Match	SIADA Shay (ISR)					Match
	Game						Game					
	1	2	3	4	5		1	2	3	4	5	
Points won	11	11	11			33	6	8	6			20
Biggest lead	5	5	5			5	1	-	-			1
Points won on own serve	6	5	7			18	3	4	4			11
Points lost on own serve	3	4	2			9	5	6	4			15
Most consecutive points won	4	4	5			5	2	3	2			3
Greatest deficit overcome	1	-	-			1	-	-	-			-
Handedness/Grip	Right/Shakehand						Right/Shakehand					

Game/Match Statistics	Game					Match
	1	2	3	4	5	
Longest rally (strokes)	24	15	12			24
Average rally	5	7	5			6

Game Progress

1	CHOI II Sang (KOR)	*0	1	*2	3	*4	5	*7	9	*10	11	
	SIADA Shay (ISR)	0	*1	2	*3	4	*5	5	*5	6	6	
2	CHOI II Sang (KOR)	0	*2	4	*4	6	*7	7	*8	8	*10	11
	SIADA Shay (ISR)	*0	0	*0	2	*2	3	*5	6	*8	8	8
3	CHOI II Sang (KOR)	*0	1	*3	5	*6	7	*7	9	*10	11	
	SIADA Shay (ISR)	0	*1	1	*1	2	*3	5	*5	6	6	

NOTES
The "Greatest deficit overcome" only applies when the player ends up winning the game.

LEGEND
SM Men's Singles * Server



Match Results

LIN Wen-Hsin (TPE) 3-1 MESZAROS Andrej (SVK)

Game Summary		Match	Game 1	Game 2	Game 3	Game 4	Game 5
LIN Wen-Hsin	TPE	3	11	11	6	12	
MESZAROS Andrej	SVK	1	8	8	11	10	
Duration:		27min	5 min	5 min	5 min	6 min	

Match No : SM4(10) Table : 7

Umpires : LEE Soon-Ju (KOR) MAY Peter (GBR)

Player Statistics	LIN Wen-Hsin (TPE)					Match	MESZAROS Andrej (SVK)					Match
	Game						Game					
	1	2	3	4	5		1	2	3	4	5	
Points won	11	11	6	12		40	8	8	11	10		37
Biggest lead	3	3	1	2		3	1	1	5	3		5
Points won on own serve	6	7	3	5		21	4	6	5	4		19
Points lost on own serve	4	2	6	6		18	5	4	3	7		19
Most consecutive points won	3	3	1	3		3	2	3	3	3		3
Greatest deficit overcome	1	1	-	3		3	-	-	1	-		1
Handedness/Grip	Left/Penholder						Right/Shakehand					

Game/Match Statistics	Game					Match
	1	2	3	4	5	
Longest rally (strokes)	15	11	12	22		22
Average rally	6	4	5	7		6

Game Progress

1	LIN Wen-Hsin (TPE)	*0	1	*2	4	*5	5	*6	7	*8	10	11		
	MESZAROS Andrej (SVK)	0	*1	2	*2	3	*5	6	*7	8	*8	8		
2	LIN Wen-Hsin (TPE)	0	*1	3	*3	4	*5	6	*7	9	*10	11		
	MESZAROS Andrej (SVK)	*0	1	*1	3	*4	5	*6	7	*7	8	8		
3	LIN Wen-Hsin (TPE)	*0	1	*2	3	*3	4	*5	5	*6	6			
	MESZAROS Andrej (SVK)	0	*1	2	*3	5	*6	7	*9	10	11			
4	LIN Wen-Hsin (TPE)	0	*1	2	*3	3	*4	5	*6	7	*9	10	*11	12
	MESZAROS Andrej (SVK)	*0	1	*2	3	*5	6	*7	8	*9	9	*10	10	10

NOTES

The "Greatest deficit overcome" only applies when the player ends up winning the game.

LEGEND

SM Men's Singles * Server



Match Results

OZTURK Abdullah (TUR) 3-1 LIN Wen-Hsin (TPE)

Game Summary		Match	Game 1	Game 2	Game 3	Game 4	Game 5
OZTURK Abdullah	TUR	3	11	11	8	11	
LIN Wen-Hsin	TPE	1	9	3	11	6	
Duration:		25min	6 min	4 min	5 min	6 min	

Match No : SM4(16) Table : 3

Umpires : le PAGE Tim (GBR) FRASER Margot (GBR)

Player Statistics	OZTURK Abdullah (TUR)					Match	LIN Wen-Hsin (TPE)					Match
	Game						Game					
	1	2	3	4	5		1	2	3	4	5	
Points won	11	11	8	11		41	9	3	11	6		29
Biggest lead	2	8	1	5		8	1	-	3	-		3
Points won on own serve	6	6	5	7		24	5	1	7	4		17
Points lost on own serve	4	2	4	2		12	5	5	3	4		17
Most consecutive points won	3	7	3	3		7	3	1	4	2		4
Greatest deficit overcome	1	-	-	-		1	-	-	1	-		1
Handedness/Grip	Right/Shakehand						Left/Penholder					

Game/Match Statistics	Game					Match
	1	2	3	4	5	
Longest rally (strokes)	11	7	10	11		11
Average rally	5	4	4	5		5

Game Progress

1	OZTURK Abdullah (TUR)	0	*1	3	*3	4	*5	6	*7	8	*10	11
	LIN Wen-Hsin (TPE)	*0	1	*1	3	*4	5	*6	7	*8	8	9
2	OZTURK Abdullah (TUR)	*0	2	*4	6	*7	8	*10	11			
	LIN Wen-Hsin (TPE)	0	*0	0	*0	1	*2	2	3			
3	OZTURK Abdullah (TUR)	0	*0	1	*3	4	*4	6	*7	8	*8	8
	LIN Wen-Hsin (TPE)	*0	2	*3	3	*4	6	*6	7	*8	10	11
4	OZTURK Abdullah (TUR)	*0	2	*3	5	*6	7	*8	9	*10	11	
	LIN Wen-Hsin (TPE)	0	*0	1	*1	2	*3	4	*5	6	6	

NOTES

The "Greatest deficit overcome" only applies when the player ends up winning the game.

LEGEND

SM Men's Singles * Server



Match Results

OZTURK Abdullah (TUR) 3-0 MESZAROS Andrej (SVK)

Game Summary		Match	Game 1	Game 2	Game 3	Game 4	Game 5
OZTURK Abdullah	TUR	3	11	11	11		
MESZAROS Andrej	SVK	0	9	6	8		
Duration:		18min	5 min	4 min	4 min		

Match No : SM4(4) Table : 7

Umpires : ZHANG Yingqiu (CHN) MONTFORT Neil (AUS)

Player Statistics	OZTURK Abdullah (TUR)					Match	MESZAROS Andrej (SVK)					Match
	Game						Game					
	1	2	3	4	5		1	2	3	4	5	
Points won	11	11	11			33	9	6	8			23
Biggest lead	2	5	3			5	2	-	2			2
Points won on own serve	4	6	6			16	3	3	5			11
Points lost on own serve	6	3	3			12	7	5	5			17
Most consecutive points won	3	4	2			4	2	3	2			3
Greatest deficit overcome	2	-	2			2	-	-	-			-
Handedness/Grip	Right/Shakehand						Right/Shakehand					

Game/Match Statistics	Game					Match
	1	2	3	4	5	
Longest rally (strokes)	16	13	14			16
Average rally	5	5	5			5

Game Progress

1	OZTURK Abdullah (TUR)	0	*1	2	*2	3	*5	6	*8	8	*10	11
	MESZAROS Andrej (SVK)	*0	1	*2	4	*5	5	*6	6	*8	8	9
2	OZTURK Abdullah (TUR)	*0	2	*3	4	*6	7	*7	8	*10	11	
	MESZAROS Andrej (SVK)	0	*0	1	*2	2	*3	5	*6	6	6	
3	OZTURK Abdullah (TUR)	0	*1	1	*2	4	*5	6	*7	9	*10	11
	MESZAROS Andrej (SVK)	*0	1	*3	4	*4	5	*6	7	*7	8	8

NOTES

The "Greatest deficit overcome" only applies when the player ends up winning the game.

LEGEND

SM Men's Singles * Server



Match Results

KIM Jung Gil (KOR) 3-0 KO Kun-Nan (TPE)

Game Summary		Match	Game 1	Game 2	Game 3	Game 4	Game 5
KIM Jung Gil	KOR	3	11	11	11		
KO Kun-Nan	TPE	0	5	7	6		
Duration:		17min	4 min	5 min	5 min		

Match No : SM4(11) Table : 1

Umpires : EDWARDS David (GBR) FOOTE Ben (GBR)

Player Statistics	KIM Jung Gil (KOR)					Match	KO Kun-Nan (TPE)					Match
	Game						Game					
	1	2	3	4	5		1	2	3	4	5	
Points won	11	11	11			33	5	7	6			18
Biggest lead	6	4	5			6	-	2	1			2
Points won on own serve	7	8	4			19	4	5	2			11
Points lost on own serve	1	2	4			7	4	3	7			14
Most consecutive points won	6	5	6			6	3	2	2			3
Greatest deficit overcome	-	2	1			2	-	-	-			-
Handedness/Grip	Right/Shakehand						Right/Penholder					

Game/Match Statistics	Game					Match
	1	2	3	4	5	
Longest rally (strokes)	13	27	15			27
Average rally	6	7	6			6

Game Progress

1	KIM Jung Gil (KOR)	0	*2	4	*4	5	*5	7	*9	11	
	KO Kun-Nan (TPE)	*0	0	*0	2	*3	5	*5	5	5	
2	KIM Jung Gil (KOR)	*0	1	*1	3	*4	6	*8	9	*9	11
	KO Kun-Nan (TPE)	0	*1	3	*3	4	*4	4	*5	7	7
3	KIM Jung Gil (KOR)	0	*2	2	*3	4	*5	6	*8	10	11
	KO Kun-Nan (TPE)	*0	0	*2	3	*4	5	*6	6	*6	6

NOTES
The "Greatest deficit overcome" only applies when the player ends up winning the game.

LEGEND
SM Men's Singles * Server



Match Results

MARTIN Emeric (FRA) 3-1 KIM Jung Gil (KOR)

Game Summary		Match	Game 1	Game 2	Game 3	Game 4	Game 5
MARTIN Emeric	FRA	3	11	11	5	11	
KIM Jung Gil	KOR	1	6	9	11	5	
Duration:		25min	5 min	6 min	4 min	5 min	

Match No : SM4(17) Table : 5

Umpires : PAYNE Michael (GBR) SUTCLIFFE Russell (GBR)

Player Statistics	MARTIN Emeric (FRA)					Match	KIM Jung Gil (KOR)					Match
	Game						Game					
	1	2	3	4	5		1	2	3	4	5	
Points won	11	11	5	11		38	6	9	11	5		31
Biggest lead	5	3	-	6		6	2	4	7	-		7
Points won on own serve	6	5	2	6		19	3	4	5	3		15
Points lost on own serve	3	5	6	2		16	5	6	3	5		19
Most consecutive points won	7	7	2	3		7	2	5	4	2		5
Greatest deficit overcome	2	4	-	-		4	-	-	-	-		-
Handedness/Grip	Right/Shakehand						Right/Shakehand					

Game/Match Statistics	Game					Match
	1	2	3	4	5	
Longest rally (strokes)	17	17	17	21		21
Average rally	7	7	7	9		7

Game Progress

1	MARTIN Emeric (FRA)	*0	1	*1	3	*4	4	*6	8	*10	11	
	KIM Jung Gil (KOR)	0	*1	3	*3	4	*6	6	*6	6	6	
2	MARTIN Emeric (FRA)	0	*1	1	*1	3	*5	7	*8	8	*10	11
	KIM Jung Gil (KOR)	*0	1	*3	5	*5	5	*5	6	*8	8	9
3	MARTIN Emeric (FRA)	*0	0	*1	1	*2	3	*3	4		5	
	KIM Jung Gil (KOR)	0	*2	3	*5	6	*7	9	*10		11	
4	MARTIN Emeric (FRA)	0	*2	3	*4	5	*6	8	*9		11	
	KIM Jung Gil (KOR)	*0	0	*1	2	*3	4	*4	5		5	

NOTES
The "Greatest deficit overcome" only applies when the player ends up winning the game.

LEGEND
SM Men's Singles * Server



Match Results

MARTIN Emeric (FRA) 3-0 KO Kun-Nan (TPE)

Game Summary		Match	Game 1	Game 2	Game 3	Game 4	Game 5
MARTIN Emeric	FRA	3	14	11	11		
KO Kun-Nan	TPE	0	12	4	5		
Duration:		19min	6 min	5 min	5 min		

Match No : SM4(5) Table : 1

Umpires : BORODAVCHENKO Igor (RUS) KRMEJ Milana (SLO)

Player Statistics	MARTIN Emeric (FRA)					Match	KO Kun-Nan (TPE)					Match
	Game						Game					
	1	2	3	4	5		1	2	3	4	5	
Points won	14	11	11			36	12	4	5			21
Biggest lead	2	7	6			7	4	-	1			4
Points won on own serve	9	5	5			19	8	1	2			11
Points lost on own serve	4	3	3			10	5	6	6			17
Most consecutive points won	3	5	6			6	5	1	3			5
Greatest deficit overcome	4	-	1			4	-	-	-			-
Handedness/Grip	Right/Shakehand						Right/Penholder					

Game/Match Statistics	Game					Match
	1	2	3	4	5	
Longest rally (strokes)	9	15	13			15
Average rally	4	6	6			5

Game Progress

1	MARTIN Emeric (FRA)	0	*2	3	*4	4	*4	5	*5	7	*8	10	*10	11	*11	12	*13	14
	KO Kun-Nan (TPE)	*0	0	*1	2	*4	6	*7	9	*9	10	*10	11	*11	12	*12	12	12
2	MARTIN Emeric (FRA)	*0	1	*3	5	*6	7	*9	10	11								
	KO Kun-Nan (TPE)	0	*1	1	*1	2	*3	3	*4	4								
3	MARTIN Emeric (FRA)	0	*2	2	*3	5	*7	8	*9	11								
	KO Kun-Nan (TPE)	*0	0	*2	3	*3	3	*4	5	5								

NOTES
The "Greatest deficit overcome" only applies when the player ends up winning the game.

LEGEND
SM Men's Singles * Server



Match Results

SALEH Sameh (EGY) 3-1 GOMEZ Edson (VEN)

Game Summary		Match	Game 1	Game 2	Game 3	Game 4	Game 5
SALEH Sameh	EGY	3	11	9	11	12	
GOMEZ Edson	VEN	1	9	11	5	10	
Duration:		22min	5 min	4 min	4 min	6 min	

Match No : SM4(12) Table : 3

Umpires : EIKMANS Angelo (NED) CLARKE Stan (GBR)

Player Statistics	SALEH Sameh (EGY)					Match	GOMEZ Edson (VEN)					Match
	Game						Game					
	1	2	3	4	5		1	2	3	4	5	
Points won	11	9	11	12		43	9	11	5	10		35
Biggest lead	5	3	6	4		6	1	2	-	2		2
Points won on own serve	7	6	5	8		26	6	7	2	7		22
Points lost on own serve	3	4	3	3		13	4	3	6	4		17
Most consecutive points won	6	4	5	5		6	3	5	1	6		6
Greatest deficit overcome	1	-	-	2		2	-	3	-	-		3
Handedness/Grip	Right/Shakehand						Right/Shakehand					

Game/Match Statistics	Game					Match
	1	2	3	4	5	
Longest rally (strokes)	32	10	14	12		32
Average rally	7	5	7	5		6

Game Progress

1	SALEH Sameh (EGY)	0	*1	2	*4	6	*7	8	*8	9	*9	11		
	GOMEZ Edson (VEN)	*0	1	*2	2	*2	3	*4	6	*7	9	9		
2	SALEH Sameh (EGY)	*0	1	*2	4	*4	5	*6	8	*9	9	9		
	GOMEZ Edson (VEN)	0	*1	2	*2	4	*5	6	*6	7	*9	11		
3	SALEH Sameh (EGY)	0	*1	2	*3	4	*6	7	*9	11				
	GOMEZ Edson (VEN)	*0	1	*2	3	*4	4	*5	5	5				
4	SALEH Sameh (EGY)	*0	2	*3	5	*5	5	*5	7	*9	10	*10	11	12
	GOMEZ Edson (VEN)	0	*0	1	*1	3	*5	7	*7	7	*8	10	*10	10

NOTES
The "Greatest deficit overcome" only applies when the player ends up winning the game.

LEGEND
SM Men's Singles * Server



Match Results

SALEH Sameh (EGY) 3-2 MIHALIK Peter (SVK)

Game Summary		Match	Game 1	Game 2	Game 3	Game 4	Game 5
SALEH Sameh	EGY	3	9	9	11	11	11
MIHALIK Peter	SVK	2	11	11	5	7	8
Duration:		36min	7 min	9 min	6 min	8 min	8 min

Match No : SM4(18) Table : 7

Umpires : KARAU Bernhard (GER) TONGE Karen (GBR)

Player Statistics	SALEH Sameh (EGY)						MIHALIK Peter (SVK)					
	Game					Match	Game					Match
	1	2	3	4	5		1	2	3	4	5	
Points won	9	9	11	11	11	51	11	11	5	7	8	42
Biggest lead	1	3	9	5	4	9	5	2	-	3	-	5
Points won on own serve	5	7	5	7	7	31	6	8	2	4	6	26
Points lost on own serve	5	3	3	3	2	16	4	2	6	4	4	20
Most consecutive points won	4	3	6	8	3	8	4	4	4	4	2	4
Greatest deficit overcome	-	-	-	3	-	3	1	3	-	-	-	3
Handedness/Grip	Right/Shakehand						Left/Shakehand					

Game/Match Statistics	Game					Match
	1	2	3	4	5	
Longest rally (strokes)	28	30	13	17	32	32
Average rally	10	11	7	9	8	9

Game Progress

1	SALEH Sameh (EGY)	0	*1	1	*1	2	*3	5	*6	8	*9	9
	MIHALIK Peter (SVK)	*0	1	*3	5	*6	7	*7	8	*8	9	11
2	SALEH Sameh (EGY)	*0	2	*2	4	*5	6	*6	8	*8	8	9
	MIHALIK Peter (SVK)	0	*0	2	*2	3	*4	6	*6	8	*10	11
3	SALEH Sameh (EGY)	0	*2	4	*6	7	*9	10	*10	11		
	MIHALIK Peter (SVK)	*0	0	*0	0	*1	1	*2	4	5		
4	SALEH Sameh (EGY)	*0	1	*1	2	*4	6	*8	9	*9	11	
	MIHALIK Peter (SVK)	0	*1	3	*4	4	*4	4	*5	7	7	
5	SALEH Sameh (EGY)	0	*2	2	*3	5	*6	8	*8	10	*10	11
	MIHALIK Peter (SVK)	*0	0	*2	3	*3	4	*4	6	*6	8	8

NOTES

The "Greatest deficit overcome" only applies when the player ends up winning the game.

LEGEND

SM Men's Singles * Server



Match Results

MIHALIK Peter (SVK) 3-2 GOMEZ Edson (VEN)

Game Summary		Match	Game 1	Game 2	Game 3	Game 4	Game 5
MIHALIK Peter	SVK	3	11	7	7	11	11
GOMEZ Edson	VEN	2	4	11	11	5	5
Duration:		28min	4 min	5 min	6 min	4 min	6 min

Match No : SM4(6) Table : 3

Umpires : KARSHTEDT Yelena (USA) TAMURA Nagako (JPN)

Player Statistics	MIHALIK Peter (SVK)						GOMEZ Edson (VEN)					
	Game					Match	Game					Match
	1	2	3	4	5		1	2	3	4	5	
Points won	11	7	7	11	11	47	4	11	11	5	5	36
Biggest lead	7	2	2	7	6	7	-	4	4	-	1	4
Points won on own serve	6	4	3	6	5	24	2	7	4	3	2	18
Points lost on own serve	2	4	7	2	3	18	5	3	4	5	6	23
Most consecutive points won	5	4	4	7	7	7	2	3	6	2	2	6
Greatest deficit overcome	-	-	-	-	1	1	-	2	2	-	-	2
Handedness/Grip	Left/Shakehand						Right/Shakehand					

Game/Match Statistics	Game					Match
	1	2	3	4	5	
Longest rally (strokes)	12	15	9	12	12	15
Average rally	5	7	4	5	7	6

Game Progress

1	MIHALIK Peter (SVK)	*0	2	*2	4	*6	7	*9	10	11
	GOMEZ Edson (VEN)	0	*0	2	*2	2	*3	3	*4	4
2	MIHALIK Peter (SVK)	0	*0	2	*4	4	*5	6	*6	7
	GOMEZ Edson (VEN)	*0	2	*2	2	*4	5	*6	8	*9
3	MIHALIK Peter (SVK)	*0	1	*1	3	*5	5	*7	7	*7
	GOMEZ Edson (VEN)	0	*1	3	*3	3	*5	5	*7	9
4	MIHALIK Peter (SVK)	0	*2	4	*6	7	*8	9	*9	11
	GOMEZ Edson (VEN)	*0	0	*0	0	*1	2	*3	5	5
5	MIHALIK Peter (SVK)	*0	1	*2	3	*4	5	*7	9	11
	GOMEZ Edson (VEN)	0	*1	2	*3	4	*5	5	*5	5

NOTES

The "Greatest deficit overcome" only applies when the player ends up winning the game.

LEGEND

SM Men's Singles * Server



Match Results

KIM Young Gun (KOR) 3-0 MARTIN Emeric (FRA)

Game Summary		Match	Game 1	Game 2	Game 3	Game 4	Game 5
KIM Young Gun	KOR	3	11	11	11		
MARTIN Emeric	FRA	0	6	5	2		
Duration:		16min	5 min	4 min	4 min		

Match No : SM4(19) Table : 1

Umpires : ROBERTS Averil (NZL) TICACALA Victor Hugo (ARG)

Player Statistics	KIM Young Gun (KOR)					Match	MARTIN Emeric (FRA)					Match
	Game						Game					
	1	2	3	4	5		1	2	3	4	5	
Points won	11	11	11			33	6	5	2			13
Biggest lead	5	6	9			9	1	1	1			1
Points won on own serve	6	6	6			18	3	3	1			7
Points lost on own serve	3	2	1			6	5	5	5			15
Most consecutive points won	5	5	10			10	2	2	1			2
Greatest deficit overcome	1	1	1			1	-	-	-			-
Handedness/Grip	Right/Shakehand						Right/Shakehand					

Game/Match Statistics	Game					Match
	1	2	3	4	5	
Longest rally (strokes)	19	16	18			19
Average rally	7	5	6			6

Game Progress

1	KIM Young Gun (KOR)	*0	1	*2	3	*4	5	*7	9	*10	11
	MARTIN Emeric (FRA)	0	*1	2	*3	4	*5	5	*5	6	6
2	KIM Young Gun (KOR)	0	*1	2	*4	5	*7	9	*9	11	
	MARTIN Emeric (FRA)	*0	1	*2	2	*3	3	*3	5	5	
3	KIM Young Gun (KOR)	*0	1	*3	5	*7	9	*10	11		
	MARTIN Emeric (FRA)	0	*1	1	*1	1	*1	2	2		

NOTES

The "Greatest deficit overcome" only applies when the player ends up winning the game.

LEGEND

SM Men's Singles * Server



Match Results

SALEH Sameh (EGY) 3-0 GUO Xingyuan (CHN)

Game Summary		Match	Game 1	Game 2	Game 3	Game 4	Game 5
SALEH Sameh	EGY	3	11	11	11		
GUO Xingyuan	CHN	0	6	9	8		
Duration:		21min	5 min	6 min	6 min		

Match No : SM4(20) Table : 3

Umpires : FOOTE Ben (GBR) CLARKE Stan (GBR)

Player Statistics	SALEH Sameh (EGY)					Match	GUO Xingyuan (CHN)					Match
	Game						Game					
	1	2	3	4	5		1	2	3	4	5	
Points won	11	11	11			33	6	9	8			23
Biggest lead	8	2	3			8	-	1	-			1
Points won on own serve	6	5	7			18	3	4	5			12
Points lost on own serve	3	5	3			11	5	6	4			15
Most consecutive points won	8	3	3			8	4	2	3			4
Greatest deficit overcome	-	1	-			1	-	-	-			-
Handedness/Grip	Right/Shakehand						Left/Shakehand					

Game/Match Statistics	Game					Match
	1	2	3	4	5	
Longest rally (strokes)	22	25	18			25
Average rally	6	9	7			7

Game Progress

1	SALEH Sameh (EGY)	*0	2	*4	6	*8	9	*9	9	*10	11	
	GUO Xingyuan (CHN)	0	*0	0	*0	0	*1	3	*5	6	6	
2	SALEH Sameh (EGY)	0	*1	2	*3	4	*6	7	*8	8	*9	11
	GUO Xingyuan (CHN)	*0	1	*2	3	*4	4	*5	6	*8	9	9
3	SALEH Sameh (EGY)	*0	2	*3	4	*5	6	*7	8	*8	10	11
	GUO Xingyuan (CHN)	0	*0	1	*2	3	*4	5	*6	8	*8	8

NOTES

The "Greatest deficit overcome" only applies when the player ends up winning the game.

LEGEND

SM Men's Singles * Server



Match Results

THOMAS Maxime (FRA) 3-1 OZTURK Abdullah (TUR)

Game Summary		Match	Game 1	Game 2	Game 3	Game 4	Game 5
THOMAS Maxime	FRA	3	7	11	11	11	
OZTURK Abdullah	TUR	1	11	4	6	7	
Duration:		27min	8 min	7 min	7 min	9 min	

Match No : SM4(21) Table : 5

Umpires : le PAGE Tim (GBR) TONGE Karen (GBR)

Player Statistics	THOMAS Maxime (FRA)					Match	OZTURK Abdullah (TUR)					Match
	Game						Game					
	1	2	3	4	5		1	2	3	4	5	
Points won	7	11	11	11		40	11	4	6	7		28
Biggest lead	2	7	5	5		7	4	-	-	2		4
Points won on own serve	6	5	7	5		23	7	2	4	4		17
Points lost on own serve	4	2	2	3		11	1	6	4	6		17
Most consecutive points won	3	4	5	5		5	5	1	2	2		5
Greatest deficit overcome	-	-	-	2		2	2	-	-	-		2
Handedness/Grip	Right/Shakehand						Right/Shakehand					

Game/Match Statistics	Game					Match
	1	2	3	4	5	
Longest rally (strokes)	14	9	21	30		30
Average rally	6	4	6	10		7

Game Progress

1	THOMAS Maxime (FRA)	*0	2	*2	3	*4	6	*6	7	*7	7
	OZTURK Abdullah (TUR)	0	*0	2	*3	4	*4	6	*7	9	11
2	THOMAS Maxime (FRA)	0	*1	2	*4	5	*7	9	*10	11	
	OZTURK Abdullah (TUR)	*0	1	*2	2	*3	3	*3	4	4	
3	THOMAS Maxime (FRA)	*0	1	*3	5	*6	7	*7	9	*10	11
	OZTURK Abdullah (TUR)	0	*1	1	*1	2	*3	5	*5	6	6
4	THOMAS Maxime (FRA)	0	*1	1	*3	5	*5	7	*9	10	11
	OZTURK Abdullah (TUR)	*0	1	*3	3	*3	5	*5	5	*6	7

NOTES

The "Greatest deficit overcome" only applies when the player ends up winning the game.

LEGEND

SM Men's Singles * Server



Match Results

ZHANG Yan (CHN) 3-2 CHOI Il Sang (KOR)

Game Summary		Match	Game 1	Game 2	Game 3	Game 4	Game 5
ZHANG Yan	CHN	3	7	6	11	11	13
CHOI Il Sang	KOR	2	11	11	3	4	11
Duration:		39min	6 min	6 min	5 min	5 min	10 min

Match No : SM4(22) Table : 7

Umpires : COCHRANE David (GBR) BROWN David (GBR)

Player Statistics	ZHANG Yan (CHN)						CHOI Il Sang (KOR)					
	Game					Match	Game					Match
	1	2	3	4	5		1	2	3	4	5	
Points won	7	6	11	11	13	48	11	11	3	4	11	40
Biggest lead	1	-	8	7	4	8	4	5	-	-	2	5
Points won on own serve	4	3	6	6	8	27	5	6	1	3	7	22
Points lost on own serve	6	5	2	1	4	18	3	3	5	5	5	21
Most consecutive points won	2	3	4	6	4	6	4	3	1	2	6	6
Greatest deficit overcome	-	-	-	-	2	2	1	-	-	-	-	1
Handedness/Grip	Right/Penholder						Right/Shakehand					

Game/Match Statistics	Game					Match
	1	2	3	4	5	
Longest rally (strokes)	14	28	17	15	26	28
Average rally	7	9	6	6	7	7

Game Progress

1	ZHANG Yan (CHN)	*0	1	*2	3	*4	4	*4	6	*7	7					
	CHOI Il Sang (KOR)	0	*1	2	*3	4	*6	8	*8	9	11					
2	ZHANG Yan (CHN)	0	*0	1	*2	2	*4	5	*5	6	6					
	CHOI Il Sang (KOR)	*0	2	*3	4	*6	6	*7	9	*10	11					
3	ZHANG Yan (CHN)	*0	2	*4	5	*7	8	*9	11							
	CHOI Il Sang (KOR)	0	*0	0	*1	1	*2	3	3							
4	ZHANG Yan (CHN)	0	*1	3	*5	7	*8	9	*10	11						
	CHOI Il Sang (KOR)	*0	1	*1	1	*1	2	*3	4	4						
5	ZHANG Yan (CHN)	*0	1	*3	5	*5	5	*5	6	*7	9	*10	11	*11	12	13
	CHOI Il Sang (KOR)	0	*1	1	*1	3	*5	7	*8	9	*9	10	*10	11	*11	11

NOTES
The "Greatest deficit overcome" only applies when the player ends up winning the game.

LEGEND
SM Men's Singles * Server



Match Results

KIM Young Gun (KOR) 3-1 SALEH Sameh (EGY)

Game Summary		Match	Game 1	Game 2	Game 3	Game 4	Game 5
KIM Young Gun	KOR	3	11	13	6	11	
SALEH Sameh	EGY	1	6	11	11	7	
Duration:		31min	5 min	10 min	5 min	7 min	

Match No : SM4(23) Table : 1

Umpires : EIKMANS Angelo (NED) REID Lynda (GBR)

Player Statistics	KIM Young Gun (KOR)					Match	SALEH Sameh (EGY)					Match
	Game						Game					
	1	2	3	4	5		1	2	3	4	5	
Points won	11	13	6	11		41	6	11	11	7		35
Biggest lead	5	2	1	4		5	-	3	6	1		6
Points won on own serve	7	9	4	6		26	5	8	7	3		23
Points lost on own serve	1	3	4	4		12	4	4	2	5		15
Most consecutive points won	5	3	2	3		5	3	3	5	2		5
Greatest deficit overcome	-	3	-	1		3	-	-	1	-		1
Handedness/Grip	Right/Shakehand						Right/Shakehand					

Game/Match Statistics	Game					Match
	1	2	3	4	5	
Longest rally (strokes)	39	45	31	49		49
Average rally	9	14	8	14		11

Game Progress

1	KIM Young Gun (KOR)	0	*1	3	*5	6	*6	8	*8	10	11						
	SALEH Sameh (EGY)	*0	1	*1	1	*2	4	*4	6	*6	6						
2	KIM Young Gun (KOR)	*0	0	*1	3	*3	4	*5	7	*7	9	*10	11	*11	12	13	
	SALEH Sameh (EGY)	0	*2	3	*3	5	*6	7	*7	9	*9	10	*10	11	*11	11	
3	KIM Young Gun (KOR)	0	*1	2	*3	3	*3	4	*4	6	6						
	SALEH Sameh (EGY)	*0	1	*2	3	*5	7	*8	10	*10	11						
4	KIM Young Gun (KOR)	*0	1	*3	4	*6	7	*7	9	*10	11						
	SALEH Sameh (EGY)	0	*1	1	*2	2	*3	5	*5	6	7						

NOTES
The "Greatest deficit overcome" only applies when the player ends up winning the game.

LEGEND
SM Men's Singles * Server



Match Results

ZHANG Yan (CHN) 3-1 THOMAS Maxime (FRA)

Game Summary		Match	Game 1	Game 2	Game 3	Game 4	Game 5
ZHANG Yan	CHN	3	11	14	6	11	
THOMAS Maxime	FRA	1	8	12	11	9	
Duration:		30min	6 min	7 min	5 min	5 min	

Match No : SM4(24) Table : 3

Umpires : LEE Soon-Ju (KOR) DEMARIO Leonor (BRA)

Player Statistics	ZHANG Yan (CHN)					Match	THOMAS Maxime (FRA)					Match
	Game						Game					
	1	2	3	4	5		1	2	3	4	5	
Points won	11	14	6	11		42	8	12	11	9		40
Biggest lead	3	2	2	2		3	3	5	5	1		5
Points won on own serve	5	7	2	4		18	4	6	5	3		18
Points lost on own serve	4	6	6	6		22	6	7	4	7		24
Most consecutive points won	4	3	2	2		4	4	5	7	2		7
Greatest deficit overcome	3	5	-	1		5	-	-	2	-		2
Handedness/Grip	Right/Penholder						Right/Shakehand					

Game/Match Statistics	Game					Match
	1	2	3	4	5	
Longest rally (strokes)	17	13	10	14		17
Average rally	6	5	5	7		6

Game Progress

1	ZHANG Yan (CHN)	0	*1	1	*2	3	*5	7	*8	9	*10	11						
	THOMAS Maxime (FRA)	*0	1	*3	4	*5	5	*5	6	*7	8	8						
2	ZHANG Yan (CHN)	*0	1	*1	1	*3	3	*4	6	*7	8	*10	11	*11	12	*12	13	14
	THOMAS Maxime (FRA)	0	*1	3	*5	5	*7	8	*8	9	*10	10	*10	11	*11	12	*12	12
3	ZHANG Yan (CHN)	0	*2	2	*2	2	*3	4	*5	6	6							
	THOMAS Maxime (FRA)	*0	0	*2	4	*6	7	*8	9	*10	11							
4	ZHANG Yan (CHN)	*0	1	*2	3	*5	5	*7	8	*9	10	11						
	THOMAS Maxime (FRA)	0	*1	2	*3	3	*5	5	*6	7	*8	9						

NOTES

The "Greatest deficit overcome" only applies when the player ends up winning the game.

LEGEND

SM Men's Singles * Server



Match Results

SALEH Sameh (EGY) 3-1 THOMAS Maxime (FRA)

Game Summary		Match	Game 1	Game 2	Game 3	Game 4	Game 5
SALEH Sameh	EGY	3	10	11	11	11	
THOMAS Maxime	FRA	1	12	7	8	8	
Duration:		31min	7 min	5 min	6 min	5 min	

Match No : SM4(25) Table : 3

Umpires : RACKO Boris (SVK) FOOTE Ben (GBR)

Player Statistics	SALEH Sameh (EGY)					Match	THOMAS Maxime (FRA)					Match
	Game						Game					
	1	2	3	4	5		1	2	3	4	5	
Points won	10	11	11	11		43	12	7	8	8		35
Biggest lead	1	4	3	3		4	2	-	1	2		2
Points won on own serve	5	9	4	5		23	6	6	3	3		18
Points lost on own serve	6	1	5	5		17	5	2	7	6		20
Most consecutive points won	3	3	3	4		4	3	3	3	3		3
Greatest deficit overcome	-	-	1	2		2	1	-	-	-		1
Handedness/Grip	Right/Shakehand						Right/Shakehand					

Game/Match Statistics	Game					Match
	1	2	3	4	5	
Longest rally (strokes)	26	13	41	20		41
Average rally	8	5	9	10		8

Game Progress

1	SALEH Sameh (EGY)	0	*0	1	*3	4	*5	5	*6	8	*9	10	*10	10
	THOMAS Maxime (FRA)	*0	2	*3	3	*4	5	*7	8	*8	9	*10	11	12
2	SALEH Sameh (EGY)	*0	2	*3	5	*5	7	*7	8	*9	11			
	THOMAS Maxime (FRA)	0	*0	1	*1	3	*3	5	*6	7	7			
3	SALEH Sameh (EGY)	0	*1	2	*4	5	*5	6	*8	8	*10	11		
	THOMAS Maxime (FRA)	*0	1	*2	2	*3	5	*6	6	*8	8	8		
4	SALEH Sameh (EGY)	*0	1	*2	3	*4	4	*6	8	*9	10	11		
	THOMAS Maxime (FRA)	0	*1	2	*3	4	*6	6	*6	7	*8	8		

NOTES
The "Greatest deficit overcome" only applies when the player ends up winning the game.

LEGEND
SM Men's Singles * Server



Match Results

KIM Young Gun (KOR) 3-1 ZHANG Yan (CHN)

Game Summary		Match	Game 1	Game 2	Game 3	Game 4	Game 5
KIM Young Gun	KOR	3	14	11	12	11	
ZHANG Yan	CHN	1	12	9	14	9	
Duration:		36min	8 min	7 min	8 min	7 min	

Match No : SM4(26) Table : 1

Umpires : KRMEJ Milana (SLO) SHERRATT Derek (GBR)

Player Statistics	KIM Young Gun (KOR)					Match	ZHANG Yan (CHN)					Match
	Game						Game					
	1	2	3	4	5		1	2	3	4	5	
Points won	14	11	12	11		48	12	9	14	9		44
Biggest lead	2	4	6	2		6	4	1	2	3		4
Points won on own serve	8	8	7	5		28	7	7	8	4		26
Points lost on own serve	5	2	6	5		18	6	3	5	6		20
Most consecutive points won	5	5	6	4		6	3	3	5	4		5
Greatest deficit overcome	4	1	-	3		4	-	-	6	-		6
Handedness/Grip	Right/Shakehand						Right/Penholder					

Game/Match Statistics	Game					Match
	1	2	3	4	5	
Longest rally (strokes)	24	17	22	25		25
Average rally	7	7	7	10		8

Game Progress

1	KIM Young Gun (KOR)	*0	1	*2	2	*3	4	*4	6	*6	8	*10	11	*11	11	*12	13	14
	ZHANG Yan (CHN)	0	*1	2	*4	5	*6	8	*8	10	*10	10	*10	11	*12	12	*12	12
2	KIM Young Gun (KOR)	0	*1	2	*4	6	*6	8	*8	9	*9	11						
	ZHANG Yan (CHN)	*0	1	*2	2	*2	4	*4	6	*7	9	9						
3	KIM Young Gun (KOR)	*0	2	*4	6	*6	7	*8	9	*9	9	*10	11	*11	11	*12	12	12
	ZHANG Yan (CHN)	0	*0	0	*0	2	*3	4	*5	7	*9	10	*10	11	*12	12	*13	14
4	KIM Young Gun (KOR)	0	*1	2	*3	4	*4	5	*7	8	*10	11						
	ZHANG Yan (CHN)	*0	1	*2	3	*4	6	*7	7	*8	8	9						

NOTES
The "Greatest deficit overcome" only applies when the player ends up winning the game.

LEGEND
SM Men's Singles * Server



Player Statistics

As of MON 3 SEP 2012

Players	NPC	Matches				Games				Match Duration	
		Played	Won	Lost	%Won	Played	Won	Lost	%Won	All	Average
BABES Eziquiel	BRA	2	0	2	0%	7	1	6	14%	42min	21min
Right/Shakehand		Points Won				Points Lost					
C4		Total	Own Serve:	28	Most Consecutive:	4	Total	Own Serve:	39	Most Consecutive:	6
		56	Opp. Serve:	28	GDO:	2	81	Opp. Serve:	42	GLL:	2
BURKHARDT Werner	GER	2	0	2	0%	8	2	6	25%	52min	26min
Right/Shakehand		Points Won				Points Lost					
C4		Total	Own Serve:	31	Most Consecutive:	5	Total	Own Serve:	46	Most Consecutive:	11
		64	Opp. Serve:	33	GDO:	3	86	Opp. Serve:	40	GLL:	3
CACI Salvatore	ITA	2	1	1	50%	6	3	3	50%	43min	22min
Right/Shakehand		Points Won				Points Lost					
C4		Total	Own Serve:	29	Most Consecutive:	8	Total	Own Serve:	26	Most Consecutive:	6
		55	Opp. Serve:	26	GDO:	3	57	Opp. Serve:	31	GLL:	3
CHOI Il Sang	KOR	3	1	2	33%	11	5	6	45%	1h26min	29min
Right/Shakehand		Points Won				Points Lost					
C4		Total	Own Serve:	51	Most Consecutive:	6	Total	Own Serve:	47	Most Consecutive:	8
		95	Opp. Serve:	44	GDO:	1	101	Opp. Serve:	54	GLL:	3
GOMEZ Edson	VEN	2	0	2	0%	9	3	6	33%	50min	25min
Right/Shakehand		Points Won				Points Lost					
C4		Total	Own Serve:	40	Most Consecutive:	6	Total	Own Serve:	40	Most Consecutive:	7
		71	Opp. Serve:	31	GDO:	3	90	Opp. Serve:	50	GLL:	2
GUO Xingyuan	CHN	3	2	1	67%	9	6	3	67%	1h1min	20min
Left/Shakehand		Points Won				Points Lost					
C4		Total	Own Serve:	54	Most Consecutive:	5	Total	Own Serve:	35	Most Consecutive:	8
		97	Opp. Serve:	43	GDO:	4	82	Opp. Serve:	47	GLL:	1
KIM Jung Gil	KOR	2	1	1	50%	7	4	3	57%	42min	21min
Right/Shakehand		Points Won				Points Lost					
C4		Total	Own Serve:	34	Most Consecutive:	6	Total	Own Serve:	26	Most Consecutive:	7
		64	Opp. Serve:	30	GDO:	2	56	Opp. Serve:	30	GLL:	4
KIM Young Gun	KOR	3	3	0	100%	11	9	2	82%	1h23min	28min
Right/Shakehand		Points Won				Points Lost					
C4		Total	Own Serve:	72	Most Consecutive:	10	Total	Own Serve:	36	Most Consecutive:	5
		122	Opp. Serve:	50	GDO:	4	92	Opp. Serve:	56	GLL:	6
KO Kun-Nan	TPE	2	0	2	0%	6	0	6	0%	36min	18min
Right/Penholder		Points Won				Points Lost					
C4		Total	Own Serve:	22	Most Consecutive:	5	Total	Own Serve:	31	Most Consecutive:	6
		39	Opp. Serve:	17	GDO:	0	69	Opp. Serve:	38	GLL:	4
KOBER Dietmar	GER	2	1	1	50%	7	3	4	43%	50min	25min
Right/Shakehand		Points Won				Points Lost					
C4		Total	Own Serve:	43	Most Consecutive:	6	Total	Own Serve:	35	Most Consecutive:	5
		77	Opp. Serve:	34	GDO:	2	77	Opp. Serve:	42	GLL:	4

LEGEND
GDO Greatest deficit overcome **GLL** Greatest lead lost **Opp.** Opponent's



Player Statistics

As of MON 3 SEP 2012

Players	NPC	Matches				Games				Match Duration	
		Played	Won	Lost	%Won	Played	Won	Lost	%Won	All	Average
LIN Wen-Hsin	TPE	2	1	1	50%	8	4	4	50%	52min	26min
Left/Penholder		Points Won				Points Lost					
C4		Total	Own Serve:	38	Most Consecutive:	4	Total	Own Serve:	35	Most Consecutive:	7
		69	Opp. Serve:	31	GDO:	3	78	Opp. Serve:	43	GLL:	1
MARTIN Emeric	FRA	3	2	1	67%	10	6	4	60%	1h0min	20min
Right/Shakehand		Points Won				Points Lost					
C4		Total	Own Serve:	45	Most Consecutive:	7	Total	Own Serve:	41	Most Consecutive:	10
		87	Opp. Serve:	42	GDO:	4	85	Opp. Serve:	44	GLL:	1
MESZAROS Andrej	SVK	2	0	2	0%	7	1	6	14%	45min	23min
Right/Shakehand		Points Won				Points Lost					
C4		Total	Own Serve:	30	Most Consecutive:	3	Total	Own Serve:	36	Most Consecutive:	4
		60	Opp. Serve:	30	GDO:	1	73	Opp. Serve:	37	GLL:	3
MIHALIK Peter	SVK	2	1	1	50%	10	5	5	50%	1h4min	32min
Left/Shakehand		Points Won				Points Lost					
C4		Total	Own Serve:	50	Most Consecutive:	7	Total	Own Serve:	38	Most Consecutive:	8
		89	Opp. Serve:	39	GDO:	3	87	Opp. Serve:	49	GLL:	3
OZTURK Abdullah	TUR	3	2	1	67%	11	7	4	64%	1h10min	23min
Right/Shakehand		Points Won				Points Lost					
C4		Total	Own Serve:	57	Most Consecutive:	7	Total	Own Serve:	41	Most Consecutive:	5
		102	Opp. Serve:	45	GDO:	2	92	Opp. Serve:	51	GLL:	2
SALEH Sameh	EGY	5	4	1	80%	20	13	7	65%	2h21min	28min
Right/Shakehand		Points Won				Points Lost					
C4		Total	Own Serve:	121	Most Consecutive:	8	Total	Own Serve:	72	Most Consecutive:	6
		205	Opp. Serve:	84	GDO:	3	176	Opp. Serve:	104	GLL:	3
SIADA Shay	ISR	2	1	1	50%	6	3	3	50%	40min	20min
Right/Shakehand		Points Won				Points Lost					
C4		Total	Own Serve:	31	Most Consecutive:	6	Total	Own Serve:	24	Most Consecutive:	5
		55	Opp. Serve:	24	GDO:	3	55	Opp. Serve:	31	GLL:	1
SPALJ Tomislav	CRO	2	1	1	50%	10	5	5	50%	1h14min	37min
Right/Shakehand		Points Won				Points Lost					
C4		Total	Own Serve:	51	Most Consecutive:	5	Total	Own Serve:	49	Most Consecutive:	5
		102	Opp. Serve:	51	GDO:	3	100	Opp. Serve:	51	GLL:	3
THOMAS Maxime	FRA	5	3	2	60%	20	11	9	55%	2h24min	29min
Right/Shakehand		Points Won				Points Lost					
C4		Total	Own Serve:	104	Most Consecutive:	11	Total	Own Serve:	84	Most Consecutive:	5
		200	Opp. Serve:	96	GDO:	2	178	Opp. Serve:	94	GLL:	5
ZHANG Yan	CHN	3	2	1	67%	13	7	6	54%	1h45min	35min
Right/Penholder		Points Won				Points Lost					
C4		Total	Own Serve:	71	Most Consecutive:	6	Total	Own Serve:	60	Most Consecutive:	7
		134	Opp. Serve:	63	GDO:	6	128	Opp. Serve:	68	GLL:	4

NOTES

The "Greatest deficit overcome" only applies when the player ends up winning the game and "Greatest lead lost" only when losing.

LEGEND
GDO Greatest deficit overcome **GLL** Greatest lead lost **Opp.** Opponent's



Tournament Statistics

As of MON 3 SEP 2012

Statistics	Preliminaries	Quarterfinals	Semifinals	Finals	Total
Matches Total	18	4	2	2	26
Game Margin: 3:0	9 50%	2 50%			11 42%
3:1	5 28%	1 25%	2 100%	2 100%	10 38%
3:2	4 22%	1 25%			5 19%
Invalid Results Mark					
Duration: Total	7h19min	1h43min	1h1min	1h7min	11h10min
Longest	39min	39min	31min	36min	39min
Shortest	16min	16min	30min	31min	16min
Average	24min	26min	31min	34min	26min
Games Total	67	15	8	8	98
Point Margin 11	1 1%				1 1%
10					
9		1 7%			1 1%
8	2 3%	1 7%			3 3%
7	4 6%	2 13%			6 6%
6	10 15%	1 7%			11 11%
5	8 12%	4 27%	3 38%		15 15%
4	7 10%	3 20%	1 13%	1 13%	12 12%
3	12 18%	1 7%	1 13%	2 25%	16 16%
2	23 34%	2 13%	3 38%	5 63%	33 34%
Invalid Results Mark					
Duration: Total	6h6min	1h33min	50min	53min	9h22min
Longest	10min	10min	10min	8min	10min
Shortest	3min	4min	5min	5min	3min
Average	5min	6min	6min	7min	6min
Points Total	1257	258	158	170	1843
per game	18.76	17.20	19.75	21.25	18.81
Most consecutive won	11	10	7	6	11
Greatest deficit overcome	4	2	5	6	6
Longest rally	34	30	49	41	49
Average rally	6	7	8	8	6

NOTES
The "Greatest deficit overcome" only applies when the player ends up winning the game.



Table Tennis

Men's Singles - Class 5



Entry List by Event

As of FRI 24 AUG 2012

NPC	How Qualified	Name	Date of Birth
BRA - Brazil	QR (14)	SEGATTO Claudiomiro	15 SEP 1971
CHN - People's Republic of China	QR (1)	CAO Ningning	20 NOV 1987
CZE - Czech Republic	QL (9)	TAUS Rene	30 NOV 1971
EGY - Egypt	QR (13)	FETIR Ehab	8 OCT 1972
FRA - France	QL (7)	ROSEC Gregory	18 MAR 1977
	QR (6)	SAVANT-AIRA Nicolas	3 NOV 1980
GBR - Great Britain	QI (15)	ROBERTSON Scott	23 JUN 1976
GER - Germany	QL (20)	CETIN Selcuk	28 JAN 1971
KOR - Republic of Korea	QL (4)	JUNG Eun Chang	17 AUG 1969
	QL (5)	KIM Byoung Young	9 MAR 1969
NOR - Norway	QL (2)	URHAUG Tommy	16 JUN 1980
TPE - Chinese Taipei	QL (12)	LIN Yen-Hung	5 MAR 1958

NOTES

All changes are available in INFO.
(nnn) in "How Qualified" represents the player's singles world ranking as of July 2012.

LEGEND

QI Qualification by Invitation **QL** Qualification by Ranking List **QR** Regional Qualification



Draw

GROUP A

Rk	Name	NPC	CHN	CZE	GBR	Match Points
1	CAO Ningning	CHN		3:1 (11:7, 7:11, 11:5, 11:7)	3:1 (7:11, 11:6, 11:4, 11:9)	4
2	TAUS Rene	CZE	1:3 (7:11, 11:7, 5:11, 7:11)		3:0 (11:8, 11:1, 11:6)	3
3	ROBERTSON Scott	GBR	1:3 (11:7, 6:11, 4:11, 9:11)	0:3 (8:11, 1:11, 6:11)		2

GROUP B

Rk	Name	NPC	NOR	FRA	BRA	Match Points
1	URHAUG Tommy	NOR		3:0 (11:7, 15:13, 11:7)	3:0 (11:7, 11:3, 11:5)	4
2	SAVANT-AIRA Nicolas	FRA	0:3 (7:11, 13:15, 7:11)		3:2 (7:11, 11:7, 6:11, 11:9, 11:6)	3
3	SEGATTO Claudiomiro	BRA	0:3 (7:11, 3:11, 5:11)	2:3 (11:7, 7:11, 11:6, 9:11, 6:11)		2

GROUP C

Rk	Name	NPC	KOR	TPE	EGY	Match Points
1	JUNG Eun Chang	KOR		3:2 (8:11, 11:9, 11:7, 5:11, 11:5)	3:1 (11:9, 5:11, 11:8, 11:8)	4
2	LIN Yen-Hung	TPE	2:3 (11:8, 9:11, 7:11, 11:5, 5:11)		3:2 (11:8, 3:11, 11:5, 9:11, 11:4)	3
3	FETIR Ehab	EGY	1:3 (9:11, 11:5, 8:11, 8:11)	2:3 (8:11, 11:3, 5:11, 11:9, 4:11)		2

GROUP D

Rk	Name	NPC	FRA	GER	KOR	Match Points
1	ROSEC Gregory	FRA		3:1 (7:11, 11:7, 12:10, 11:8)	3:1 (11:5, 8:11, 11:4, 11:9)	4
2	CETIN Selcuk	GER	1:3 (11:7, 7:11, 10:12, 8:11)		3:2 (4:11, 10:12, 11:8, 13:11, 11:9)	3
3	KIM Byoung Young	KOR	1:3 (5:11, 11:8, 4:11, 9:11)	2:3 (11:4, 12:10, 8:11, 11:13, 9:11)		2

Qualification rule:

First from each group will qualify for the Semifinals.

LEGEND

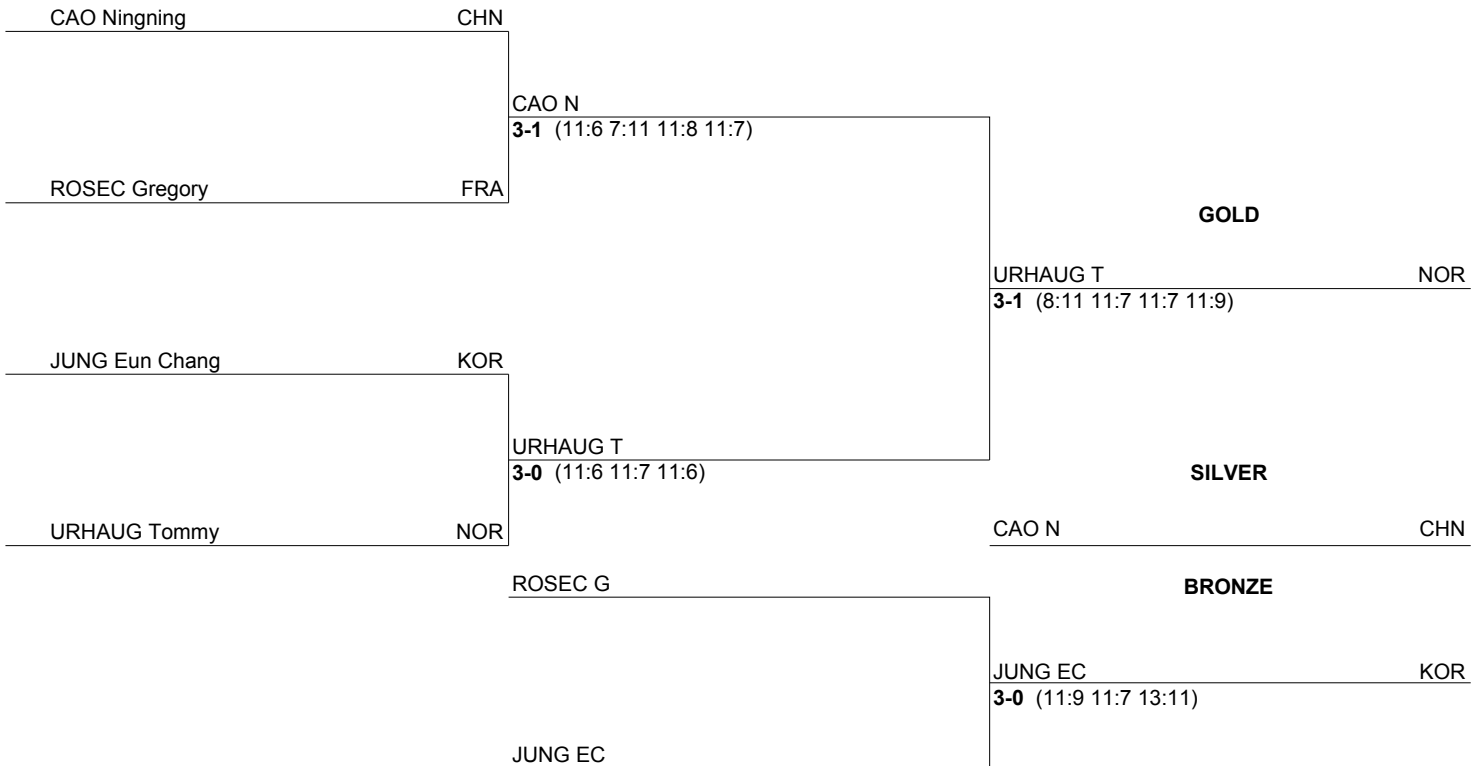
Rk Rank



Draw

QUALIFIED FROM GROUPS				
Group	Rk	Name	NPC	Match Points
A	1	CAO Ningning	CHN	4
B	1	URHAUG Tommy	NOR	4
C	1	JUNG Eun Chang	KOR	4
D	1	ROSEC Gregory	FRA	4

Semifinals	NPC Code	Finals
------------	----------	--------



LEGEND	
Rk	Rank



Match Results

TAUS Rene (CZE) 3-0 ROBERTSON Scott (GBR)

Game Summary		Match	Game 1	Game 2	Game 3	Game 4	Game 5
TAUS Rene	CZE	3	11	11	11		
ROBERTSON Scott	GBR	0	8	1	6		
Duration:		18min	5 min	4 min	5 min		

Match No : SM5(5) Table : 5

Umpires : BORODAVCHENKO Igor (RUS) KRMEJ Milana (SLO)

Player Statistics	TAUS Rene (CZE)					Match	ROBERTSON Scott (GBR)					Match
	Game						Game					
	1	2	3	4	5		1	2	3	4	5	
Points won	11	11	11			33	8	1	6			15
Biggest lead	3	10	5			10	-	-	3			3
Points won on own serve	5	5	6			16	4	0	4			8
Points lost on own serve	4	1	2			7	6	6	5			17
Most consecutive points won	2	10	5			10	1	1	3			3
Greatest deficit overcome	-	-	3			3	-	-	-			-
Handedness/Grip	Right/Shakehand						Right/Shakehand					

Game/Match Statistics	Game					Match
	1	2	3	4	5	
Longest rally (strokes)	11	9	8			11
Average rally	5	4	5			5

Game Progress

1	TAUS Rene (CZE)	0	*1	2	*4	5	*6	7	*8	9	*10	11
	ROBERTSON Scott (GBR)	*0	1	*2	2	*3	4	*5	6	*7	8	8
2	TAUS Rene (CZE)	*0	1	*3	5	*7	9	11				
	ROBERTSON Scott (GBR)	0	*1	1	*1	1	*1	1				
3	TAUS Rene (CZE)	0	*0	1	*3	5	*6	8	*9	10	11	
	ROBERTSON Scott (GBR)	*0	2	*3	3	*3	4	*4	5	*6	6	

NOTES

The "Greatest deficit overcome" only applies when the player ends up winning the game.

LEGEND

SM Men's Singles * Server



Match Results

CAO Ningning (CHN) 3-1 TAUS Rene (CZE)

Game Summary		Match	Game 1	Game 2	Game 3	Game 4	Game 5
CAO Ningning	CHN	3	11	7	11	11	
TAUS Rene	CZE	1	7	11	5	7	
Duration:		29min	6 min	6 min	6 min	8 min	

Match No : SM5(9) Table : 1

Umpires : ATTOOR Sathese (IND) KRMEJ Milana (SLO)

Player Statistics	CAO Ningning (CHN)					Match	TAUS Rene (CZE)					Match
	Game						Game					
	1	2	3	4	5		1	2	3	4	5	
Points won	11	7	11	11		40	7	11	5	7		30
Biggest lead	6	-	6	5		6	2	6	1	2		6
Points won on own serve	3	4	6	5		18	2	5	3	2		12
Points lost on own serve	5	6	2	5		18	8	3	5	6		22
Most consecutive points won	7	4	4	5		7	3	5	3	2		5
Greatest deficit overcome	2	-	1	2		2	-	-	-	-		-
Handedness/Grip	Right/Penholder						Right/Shakehand					

Game/Match Statistics	Game					Match
	1	2	3	4	5	
Longest rally (strokes)	7	5	8	11		11
Average rally	4	4	4	4		4

Game Progress

1	CAO Ningning (CHN)	0	*1	1	*3	4	*6	8	*10	10	11
	TAUS Rene (CZE)	*0	1	*3	3	*4	4	*4	4	*6	7
2	CAO Ningning (CHN)	*0	1	*1	2	*3	3	*3	5	*7	7
	TAUS Rene (CZE)	0	*1	3	*4	5	*7	9	*9	9	11
3	CAO Ningning (CHN)	0	*1	3	*3	4	*6	7	*9	11	
	TAUS Rene (CZE)	*0	1	*1	3	*4	4	*5	5	5	
4	CAO Ningning (CHN)	*0	0	*2	4	*5	6	*8	9	*10	11
	TAUS Rene (CZE)	0	*2	2	*2	3	*4	4	*5	6	7

NOTES

The "Greatest deficit overcome" only applies when the player ends up winning the game.

LEGEND

SM Men's Singles * Server



Match Results

CAO Ningning (CHN) 3-1 ROBERTSON Scott (GBR)

Game Summary		Match	Game 1	Game 2	Game 3	Game 4	Game 5
CAO Ningning	CHN	3	7	11	11	11	
ROBERTSON Scott	GBR	1	11	6	4	9	
Duration:		28min	6 min	5 min	4 min	7 min	

Match No : SM5(1) Table : 5

Umpires : DEMARIO Leonor (BRA) ATTOOR Satheese (IND)

Player Statistics	CAO Ningning (CHN)					Match	ROBERTSON Scott (GBR)					Match
	Game						Game					
	1	2	3	4	5		1	2	3	4	5	
Points won	7	11	11	11		40	11	6	4	9		30
Biggest lead	2	5	7	5		7	4	-	1	-		4
Points won on own serve	5	5	5	5		20	6	3	1	4		14
Points lost on own serve	5	3	3	5		16	2	6	6	6		20
Most consecutive points won	3	5	6	3		6	5	1	1	3		5
Greatest deficit overcome	-	-	1	-		1	2	-	-	-		2
Handedness/Grip	Right/Penholder						Right/Shakehand					

Game/Match Statistics	Game					Match
	1	2	3	4	5	
Longest rally (strokes)	12	15	10	15		15
Average rally	5	5	4	5		5

Game Progress

1	CAO Ningning (CHN)	*0	1	*2	4	*4	5	*6	7	*7	7	
	ROBERTSON Scott (GBR)	0	*1	2	*2	4	*5	6	*7	9	11	
2	CAO Ningning (CHN)	0	*1	3	*5	6	*7	8	*9	10	11	
	ROBERTSON Scott (GBR)	*0	1	*1	1	*2	3	*4	5	*6	6	
3	CAO Ningning (CHN)	*0	1	*3	4	*5	6	*8	10	11		
	ROBERTSON Scott (GBR)	0	*1	1	*2	3	*4	4	*4	4		
4	CAO Ningning (CHN)	0	*2	3	*4	5	*7	8	*8	9	*10	11
	ROBERTSON Scott (GBR)	*0	0	*1	2	*3	3	*4	6	*7	8	9

NOTES
The "Greatest deficit overcome" only applies when the player ends up winning the game.

LEGEND
SM Men's Singles * Server



Match Results

SAVANT-AIRA Nicolas (FRA) 3-2 SEGATTO Claudiomiro (BRA)

Game Summary		Match	Game 1	Game 2	Game 3	Game 4	Game 5
SAVANT-AIRA Nicolas	FRA	3	7	11	6	11	11
SEGATTO Claudiomiro	BRA	2	11	7	11	9	6
Duration:		37min	5 min	5 min	5 min	8 min	6 min

Match No : SM5(6) Table : 7

Umpires : KARSHTEDT Yelena (USA) TAMURA Nagako (JPN)

Player Statistics	SAVANT-AIRA Nicolas (FRA)						SEGATTO Claudiomiro (BRA)					
	Game					Match	Game					Match
	1	2	3	4	5		1	2	3	4	5	
Points won	7	11	6	11	11	46	11	7	11	9	6	44
Biggest lead	-	4	1	4	5	5	5	1	6	1	3	6
Points won on own serve	4	5	2	5	7	23	7	2	5	4	5	23
Points lost on own serve	4	5	6	5	1	21	3	6	4	6	4	23
Most consecutive points won	4	4	2	4	4	4	5	2	4	3	3	5
Greatest deficit overcome	-	1	-	1	3	3	-	-	1	-	-	1
Handedness/Grip	Right/Shakehand						Right/Shakehand					

Game/Match Statistics	Game					Match
	1	2	3	4	5	
Longest rally (strokes)	28	29	33	56	38	56
Average rally	9	8	9	15	10	10

Game Progress

1	SAVANT-AIRA Nicolas (FRA)	0	*0	0	*1	2	*4	5	*5	7	7	
	SEGATTO Claudiomiro (BRA)	*0	2	*4	5	*6	6	*7	9	*9	11	
2	SAVANT-AIRA Nicolas (FRA)	*0	1	*3	4	*5	6	*7	8	*10	11	
	SEGATTO Claudiomiro (BRA)	0	*1	1	*2	3	*4	5	*6	6	7	
3	SAVANT-AIRA Nicolas (FRA)	0	*1	1	*2	2	*3	3	*4	6	6	
	SEGATTO Claudiomiro (BRA)	*0	1	*3	4	*6	7	*9	10	*10	11	
4	SAVANT-AIRA Nicolas (FRA)	*0	2	*4	4	*5	6	*6	7	*8	9	11
	SEGATTO Claudiomiro (BRA)	0	*0	0	*2	3	*4	6	*7	8	*9	9
5	SAVANT-AIRA Nicolas (FRA)	0	*0	1	*2	4	*5	7	*8	10	11	
	SEGATTO Claudiomiro (BRA)	*0	2	*3	4	*4	5	*5	6	*6	6	

NOTES
The "Greatest deficit overcome" only applies when the player ends up winning the game.

LEGEND
SM Men's Singles * Server



Match Results

URHAUG Tommy (NOR) 3-0 SAVANT-AIRA Nicolas (FRA)

Game Summary		Match	Game 1	Game 2	Game 3	Game 4	Game 5
URHAUG Tommy	NOR	3	11	15	11		
SAVANT-AIRA Nicolas	FRA	0	7	13	7		
Duration:		22min	5 min	10 min	5 min		

Match No : SM5(10) Table : 3

Umpires : SHERRATT Derek (GBR) SUTCLIFFE Russell (GBR)

Player Statistics	URHAUG Tommy (NOR)					Match	SAVANT-AIRA Nicolas (FRA)					Match
	Game						Game					
	1	2	3	4	5		1	2	3	4	5	
Points won	11	15	11			37	7	13	7			27
Biggest lead	4	2	4			4	1	5	1			5
Points won on own serve	7	9	6			22	4	8	3			15
Points lost on own serve	3	5	4			12	4	6	5			15
Most consecutive points won	3	6	3			6	2	4	2			4
Greatest deficit overcome	1	5	1			5	-	-	-			-
Handedness/Grip	Right/Shakehand						Right/Shakehand					

Game/Match Statistics	Game					Match
	1	2	3	4	5	
Longest rally (strokes)	21	20	22			22
Average rally	6	8	7			7

Game Progress

1	URHAUG Tommy (NOR)	*0	1	*2	3	*4	6	*7	9	*10	11	SAVANT-AIRA Nicolas (FRA)	0	*1	2	*3	4	*4	5	*5	6	7																	
2	URHAUG Tommy (NOR)	0	*0	0	*1	3	*4	5	*5	6	*8	10	*11	11	*11	12	*12	13	*13	13	SAVANT-AIRA Nicolas (FRA)	*0	2	*4	5	*5	6	*7	9	*10	10	*10	10	*11	12	*12	13	*13	13
		15																																					
		13																																					
3	URHAUG Tommy (NOR)	*0	1	*2	4	*5	6	*8	8	*9	11	SAVANT-AIRA Nicolas (FRA)	0	*1	2	*2	3	*4	4	*6	7	7																	

NOTES
The "Greatest deficit overcome" only applies when the player ends up winning the game.

LEGEND
SM Men's Singles * Server



Match Results

URHAUG Tommy (NOR) 3-0 SEGATTO Claudiomiro (BRA)

Game Summary		Match	Game 1	Game 2	Game 3	Game 4	Game 5
URHAUG Tommy	NOR	3	11	11	11		
SEGATTO Claudiomiro	BRA	0	7	3	5		
Duration:		16min	5 min	4 min	5 min		

Match No : SM5(2) Table : 7

Umpires : EIKMANS Angelo (NED) CLARKE Stan (GBR)

Player Statistics	URHAUG Tommy (NOR)					Match	SEGATTO Claudiomiro (BRA)					Match
	Game						Game					
	1	2	3	4	5		1	2	3	4	5	
Points won	11	11	11			33	7	3	5			15
Biggest lead	4	8	6			8	1	1	1			1
Points won on own serve	7	5	6			18	4	2	3			9
Points lost on own serve	3	1	2			6	4	6	5			15
Most consecutive points won	5	5	7			7	2	1	2			2
Greatest deficit overcome	1	1	1			1	-	-	-			-
Handedness/Grip	Right/Shakehand						Right/Shakehand					

Game/Match Statistics	Game					Match
	1	2	3	4	5	
Longest rally (strokes)	10	11	8			11
Average rally	5	5	4			5

Game Progress

1	URHAUG Tommy (NOR)	*0	1	*3	5	*6	7	*7	8	*9	11
	SEGATTO Claudiomiro (BRA)	0	*1	1	*1	2	*3	5	*6	7	7
2	URHAUG Tommy (NOR)	0	*1	3	*5	6	*7	9	11		
	SEGATTO Claudiomiro (BRA)	*0	1	*1	1	*2	3	*3	3		
3	URHAUG Tommy (NOR)	*0	1	*2	3	*4	6	*8	10	11	
	SEGATTO Claudiomiro (BRA)	0	*1	2	*3	4	*4	4	*4	5	

NOTES
The "Greatest deficit overcome" only applies when the player ends up winning the game.

LEGEND
SM Men's Singles * Server



Match Results

LIN Yen-Hung (TPE) 3-2 FETIR Ehab (EGY)

Game Summary		Match	Game 1	Game 2	Game 3	Game 4	Game 5
LIN Yen-Hung	TPE	3	11	3	11	9	11
FETIR Ehab	EGY	2	8	11	5	11	4
Duration:		33min	6 min	4 min	5 min	8 min	6 min

Match No : SM5(7) Table : 1

Umpires : RACKO Boris (SVK) TICACALA Victor Hugo (ARG)

Player Statistics	LIN Yen-Hung (TPE)						FETIR Ehab (EGY)					
	Game					Match	Game					Match
	1	2	3	4	5		1	2	3	4	5	
Points won	11	3	11	9	11	45	8	11	5	11	4	39
Biggest lead	3	-	6	3	7	7	-	9	-	2	1	9
Points won on own serve	6	1	7	5	6	25	4	6	4	6	2	22
Points lost on own serve	4	5	1	5	2	17	5	2	4	4	5	20
Most consecutive points won	2	2	5	3	5	5	2	9	3	3	2	9
Greatest deficit overcome	-	-	-	-	1	1	-	-	-	3	-	3
Handedness/Grip	Right/Penholder						Right/Shakehand					

Game/Match Statistics	Game					Match
	1	2	3	4	5	
Longest rally (strokes)	27	18	30	66	41	66
Average rally	7	7	11	9	16	10

Game Progress

1	LIN Yen-Hung (TPE)	*0	2	*3	4	*5	6	*7	8	*9	10	11
	FETIR Ehab (EGY)	0	*0	1	*2	3	*4	5	*6	7	*8	8
2	LIN Yen-Hung (TPE)	0	*0	0	*0	0	*1	2	3			
	FETIR Ehab (EGY)	*0	2	*4	6	*8	9	*10	11			
3	LIN Yen-Hung (TPE)	*0	2	*4	5	*5	7	*8	10	11		
	FETIR Ehab (EGY)	0	*0	0	*1	3	*3	4	*4	5		
4	LIN Yen-Hung (TPE)	0	*2	3	*4	5	*6	7	*7	8	*8	9
	FETIR Ehab (EGY)	*0	0	*1	2	*3	4	*5	7	*8	10	11
5	LIN Yen-Hung (TPE)	*0	1	*3	4	*6	8	*8	10	11		
	FETIR Ehab (EGY)	0	*1	1	*2	2	*2	4	*4	4		

NOTES
The "Greatest deficit overcome" only applies when the player ends up winning the game.

LEGEND
SM Men's Singles * Server



Match Results

JUNG Eun Chang (KOR) 3-2 LIN Yen-Hung (TPE)

Game Summary		Match	Game 1	Game 2	Game 3	Game 4	Game 5
JUNG Eun Chang	KOR	3	8	11	11	5	11
LIN Yen-Hung	TPE	2	11	9	7	11	5
Duration:		33min	6 min	6 min	5 min	6 min	6 min

Match No : SM5(11) Table : 5

Umpires : GOULDEN David (GBR) TAMURA Nagako (JPN)

Player Statistics	JUNG Eun Chang (KOR)						LIN Yen-Hung (TPE)					
	Game					Match	Game					Match
	1	2	3	4	5		1	2	3	4	5	
Points won	8	11	11	5	11	46	11	9	7	11	5	43
Biggest lead	1	3	5	-	6	6	3	1	-	6	3	6
Points won on own serve	4	5	4	2	5	20	6	4	3	5	2	20
Points lost on own serve	5	5	4	6	3	23	4	6	7	3	6	26
Most consecutive points won	4	4	5	2	7	7	4	3	4	3	3	4
Greatest deficit overcome	-	1	-	-	3	3	1	-	-	-	-	1
Handedness/Grip	Right/Shakehand						Right/Penholder					

Game/Match Statistics	Game					Match
	1	2	3	4	5	
Longest rally (strokes)	8	11	11	11	12	12
Average rally	4	5	4	6	6	5

Game Progress

1	JUNG Eun Chang (KOR)	0	*1	2	*2	3	*4	6	*7	7	*8	8
	LIN Yen-Hung (TPE)	*0	1	*2	4	*5	6	*6	7	*9	10	11
2	JUNG Eun Chang (KOR)	*0	1	*2	3	*4	6	*7	8	*9	9	11
	LIN Yen-Hung (TPE)	0	*1	2	*3	4	*4	5	*6	7	*9	9
3	JUNG Eun Chang (KOR)	0	*2	4	*5	6	*6	7	*9	9	11	
	LIN Yen-Hung (TPE)	*0	0	*0	1	*2	4	*5	5	*7	7	
4	JUNG Eun Chang (KOR)	*0	0	*1	2	*3	3	*4	5	5		
	LIN Yen-Hung (TPE)	0	*2	3	*4	5	*7	8	*9	11		
5	JUNG Eun Chang (KOR)	0	*0	1	*3	5	*7	7	*9	11		
	LIN Yen-Hung (TPE)	*0	2	*3	3	*3	3	*5	5	5		

NOTES

The "Greatest deficit overcome" only applies when the player ends up winning the game.

LEGEND

SM Men's Singles * Server



Match Results

JUNG Eun Chang (KOR) 3-1 FETIR Ehab (EGY)

Game Summary		Match	Game 1	Game 2	Game 3	Game 4	Game 5
JUNG Eun Chang	KOR	3	11	5	11	11	
FETIR Ehab	EGY	1	9	11	8	8	
Duration:		31min	7 min	6 min	7 min	7 min	

Match No : SM5(3) Table : 5

Umpires : PAYNE Michael (GBR) SUTCLIFFE Russell (GBR)

Player Statistics	JUNG Eun Chang (KOR)					Match	FETIR Ehab (EGY)					Match
	Game						Game					
	1	2	3	4	5		1	2	3	4	5	
Points won	11	5	11	11		38	9	11	8	8		36
Biggest lead	2	2	3	4		4	2	6	2	-		6
Points won on own serve	5	2	6	7		20	4	5	4	6		19
Points lost on own serve	5	6	4	2		17	6	3	5	4		18
Most consecutive points won	3	2	3	4		4	3	6	2	2		6
Greatest deficit overcome	2	-	2	-		2	-	2	-	-		2
Handedness/Grip	Right/Shakehand						Right/Shakehand					

Game/Match Statistics	Game					Match
	1	2	3	4	5	
Longest rally (strokes)	21	12	13	12		21
Average rally	6	6	7	5		6

Game Progress

1	JUNG Eun Chang (KOR)	*0	1	*2	3	*3	5	*6	6	*8	9	11
	FETIR Ehab (EGY)	0	*1	2	*3	5	*5	6	*8	8	*9	9
2	JUNG Eun Chang (KOR)	0	*2	2	*3	4	*4	4	*4			5
	FETIR Ehab (EGY)	*0	0	*2	3	*4	6	*8	10			11
3	JUNG Eun Chang (KOR)	*0	1	*2	3	*3	5	*6	7	*9	10	11
	FETIR Ehab (EGY)	0	*1	2	*3	5	*5	6	*7	7	*8	8
4	JUNG Eun Chang (KOR)	0	*1	3	*4	4	*6	8	*8	10	*10	11
	FETIR Ehab (EGY)	*0	1	*1	2	*4	4	*4	6	*6	8	8

NOTES

The "Greatest deficit overcome" only applies when the player ends up winning the game.

LEGEND

SM Men's Singles * Server



Match Results

ROSEC Gregory (FRA) 3-1 CETIN Selcuk (GER)

Game Summary		Match	Game 1	Game 2	Game 3	Game 4	Game 5
ROSEC Gregory	FRA	3	7	11	12	11	
CETIN Selcuk	GER	1	11	7	10	8	
Duration:		30min	5 min	5 min	7 min	6 min	

Match No : SM5(8) Table : 3

Umpires : ZHANG Yingqiu (CHN) MONTFORT Neil (AUS)

Player Statistics	ROSEC Gregory (FRA)					Match	CETIN Selcuk (GER)					Match
	Game						Game					
	1	2	3	4	5		1	2	3	4	5	
Points won	7	11	12	11		41	11	7	10	8		36
Biggest lead	-	6	4	4		6	4	-	2	1		4
Points won on own serve	1	7	8	6		22	4	4	7	4		19
Points lost on own serve	7	3	3	4		17	6	4	4	5		19
Most consecutive points won	3	5	6	5		6	3	3	3	3		3
Greatest deficit overcome	-	-	2	1		2	-	-	-	-		-
Handedness/Grip	Right/Shakehand						Right/Shakehand					

Game/Match Statistics	Game					Match
	1	2	3	4	5	
Longest rally (strokes)	12	9	12	13		13
Average rally	5	5	5	6		5

Game Progress

1	ROSEC Gregory (FRA)	0	*0	1	*3	3	*4	4	*6	6	7	CETIN Selcuk (GER)	*0	2	*3	3	*5	6	*8	8	*10	11						
2	ROSEC Gregory (FRA)	*0	2	*4	5	*7	8	*8	9	*9	11	CETIN Selcuk (GER)	0	*0	0	*1	1	*2	4	*5	7	7						
3	ROSEC Gregory (FRA)	0	*0	2	*4	6	*6	7	*8	9	*9	10	*11	12	CETIN Selcuk (GER)	*0	2	*2	2	*2	4	*5	6	*7	9	*10	10	10
4	ROSEC Gregory (FRA)	*0	1	*3	5	*5	6	*7	8	*9	10	11	CETIN Selcuk (GER)	0	*1	1	*1	3	*4	5	*6	7	*8	8				

NOTES
The "Greatest deficit overcome" only applies when the player ends up winning the game.

LEGEND
SM Men's Singles * Server



Match Results

ROSEC Gregory (FRA) 3-1 KIM Byoung Young (KOR)

Game Summary		Match	Game 1	Game 2	Game 3	Game 4	Game 5
ROSEC Gregory	FRA	3	11	8	11	11	
KIM Byoung Young	KOR	1	5	11	4	9	
Duration:		28min	6 min	7 min	5 min	7 min	

Match No : SM5(12) Table : 7

Umpires : EIKMANS Angelo (NED) REID Lynda (GBR)

Player Statistics	ROSEC Gregory (FRA)					Match	KIM Byoung Young (KOR)					Match
	Game						Game					
	1	2	3	4	5		1	2	3	4	5	
Points won	11	8	11	11		41	5	11	4	9		29
Biggest lead	6	3	7	3		7	-	3	1	1		3
Points won on own serve	7	5	6	4		22	4	7	2	3		16
Points lost on own serve	1	4	2	6		13	4	3	5	7		19
Most consecutive points won	4	3	6	3		6	2	5	2	3		5
Greatest deficit overcome	-	-	1	1		1	-	3	-	-		3
Handedness/Grip	Right/Shakehand						Right/Shakehand					

Game/Match Statistics	Game					Match
	1	2	3	4	5	
Longest rally (strokes)	10	11	15	9		15
Average rally	5	4	5	4		5

Game Progress

1	ROSEC Gregory (FRA)	*0	2	*2	3	*5	7	*8	10	11		
	KIM Byoung Young (KOR)	0	*0	2	*3	3	*3	4	*4	5		
2	ROSEC Gregory (FRA)	0	*1	3	*3	5	*6	7	*7	7	*8	8
	KIM Byoung Young (KOR)	*0	1	*1	3	*3	4	*5	7	*9	10	11
3	ROSEC Gregory (FRA)	*0	1	*2	3	*5	7	*8	10	11		
	KIM Byoung Young (KOR)	0	*1	2	*3	3	*3	4	*4	4		
4	ROSEC Gregory (FRA)	0	*2	3	*4	4	*6	6	*7	8	*9	11
	KIM Byoung Young (KOR)	*0	0	*1	2	*4	4	*6	7	*8	9	9

NOTES

The "Greatest deficit overcome" only applies when the player ends up winning the game.

LEGEND

SM Men's Singles * Server



Match Results

CETIN Selcuk (GER) 3-2 KIM Byoung Young (KOR)

Game Summary		Match	Game 1	Game 2	Game 3	Game 4	Game 5
CETIN Selcuk	GER	3	4	10	11	13	11
KIM Byoung Young	KOR	2	11	12	8	11	9
Duration:		47min	5 min	8 min	6 min	9 min	8 min

Match No : SM5(4) Table : 7

Umpires : MONTFORT Neil (AUS) ZHANG Yingqiu (CHN)

Player Statistics	CETIN Selcuk (GER)						KIM Byoung Young (KOR)					
	Game					Match	Game					Match
	1	2	3	4	5		1	2	3	4	5	
Points won	4	10	11	13	11	49	11	12	8	11	9	51
Biggest lead	-	2	6	5	4	6	9	2	-	1	-	9
Points won on own serve	2	6	4	8	4	24	6	7	3	7	3	26
Points lost on own serve	5	5	5	4	6	25	2	4	7	5	7	25
Most consecutive points won	3	2	4	3	3	4	7	2	3	4	3	7
Greatest deficit overcome	-	-	-	1	-	1	-	2	-	-	-	2
Handedness/Grip	Right/Shakehand						Right/Shakehand					

Game/Match Statistics	Game					Match
	1	2	3	4	5	
Longest rally (strokes)	9	12	11	10	16	16
Average rally	4	5	5	5	6	5

Game Progress

1	CETIN Selcuk (GER)	0	*0	1	*1	1	*1	2	*4	4						
	KIM Byoung Young (KOR)	*0	2	*3	5	*7	9	*10	10	11						
2	CETIN Selcuk (GER)	*0	2	*2	3	*4	4	*5	7	*7	8	*10	10	10		
	KIM Byoung Young (KOR)	0	*0	2	*3	4	*6	7	*7	9	*10	10	*11	12		
3	CETIN Selcuk (GER)	0	*2	3	*4	6	*8	8	*9	9	*10	11				
	KIM Byoung Young (KOR)	*0	0	*1	2	*2	2	*4	5	*7	8	8				
4	CETIN Selcuk (GER)	*0	2	*3	5	*6	7	*8	9	*9	10	*10	10	*11	12	13
	KIM Byoung Young (KOR)	0	*0	1	*1	2	*3	4	*5	7	*8	10	*11	11	*11	11
5	CETIN Selcuk (GER)	0	*1	2	*4	5	*7	8	*9	9	*10	11				
	KIM Byoung Young (KOR)	*0	1	*2	2	*3	3	*4	5	*7	8	9				

NOTES
The "Greatest deficit overcome" only applies when the player ends up winning the game.

LEGEND
SM Men's Singles * Server



Match Results

CAO Ningning (CHN) 3-1 ROSEC Gregory (FRA)

Game Summary		Match	Game 1	Game 2	Game 3	Game 4	Game 5
CAO Ningning	CHN	3	11	7	11	11	
ROSEC Gregory	FRA	1	6	11	8	7	
Duration:		29min	5 min	6 min	6 min	6 min	

Match No : SM5(13) Table : 1

Umpires : TICACALA Victor Hugo (ARG) ROBERTS Averil (NZL)

Player Statistics	CAO Ningning (CHN)					Match	ROSEC Gregory (FRA)					Match
	Game						Game					
	1	2	3	4	5		1	2	3	4	5	
Points won	11	7	11	11		40	6	11	8	7		32
Biggest lead	5	1	5	4		5	2	4	1	1		4
Points won on own serve	7	1	6	3		17	4	4	4	2		14
Points lost on own serve	2	7	4	5		18	4	6	5	8		23
Most consecutive points won	6	2	5	4		6	4	3	4	2		4
Greatest deficit overcome	2	-	1	1		2	-	1	-	-		1
Handedness/Grip	Right/Penholder						Right/Shakehand					

Game/Match Statistics	Game					Match
	1	2	3	4	5	
Longest rally (strokes)	12	13	11	10		13
Average rally	5	6	5	5		5

Game Progress

1	CAO Ningning (CHN)	*0 2 *2 2 *3 5 *7 9 *10 11
	ROSEC Gregory (FRA)	0 *0 2 *4 5 *5 5 *5 6 6
2	CAO Ningning (CHN)	0 *1 2 *3 3 *5 5 *6 6 7
	ROSEC Gregory (FRA)	*0 1 *2 3 *5 5 *7 8 *10 11
3	CAO Ningning (CHN)	*0 2 *4 5 *5 6 *7 7 *8 10 11
	ROSEC Gregory (FRA)	0 *0 0 *1 3 *4 5 *7 8 *8 8
4	CAO Ningning (CHN)	0 *1 2 *4 5 *6 7 *9 9 11
	ROSEC Gregory (FRA)	*0 1 *2 2 *3 4 *5 5 *7 7

NOTES
The "Greatest deficit overcome" only applies when the player ends up winning the game.

LEGEND
SM Men's Singles * Server



Match Results

URHAUG Tommy (NOR) 3-0 JUNG Eun Chang (KOR)

Game Summary		Match	Game 1	Game 2	Game 3	Game 4	Game 5
URHAUG Tommy	NOR	3	11	11	11		
JUNG Eun Chang	KOR	0	6	7	6		
Duration:		22min	6 min	6 min	6 min		

Match No : SM5(14) Table : 3

Umpires : ZHANG Yingqiu (CHN) FRASER Margot (GBR)

Player Statistics	URHAUG Tommy (NOR)					Match	JUNG Eun Chang (KOR)					Match
	Game						Game					
	1	2	3	4	5		1	2	3	4	5	
Points won	11	11	11			33	6	7	6			19
Biggest lead	5	4	5			5	1	-	1			1
Points won on own serve	6	7	6			19	4	4	4			12
Points lost on own serve	2	3	2			7	5	4	5			14
Most consecutive points won	4	3	5			5	2	3	3			3
Greatest deficit overcome	1	-	1			1	-	-	-			-
Handedness/Grip	Right/Shakehand						Right/Shakehand					

Game/Match Statistics	Game					Match
	1	2	3	4	5	
Longest rally (strokes)	11	9	7			11
Average rally	4	4	4			4

Game Progress

1	URHAUG Tommy (NOR)	0	*1	2	*3	4	*6	8	*8	10	11
	JUNG Eun Chang (KOR)	*0	1	*2	3	*4	4	*4	6	*6	6
2	URHAUG Tommy (NOR)	*0	2	*3	4	*4	6	*7	8	*10	11
	JUNG Eun Chang (KOR)	0	*0	1	*2	4	*4	5	*6	6	7
3	URHAUG Tommy (NOR)	0	*1	3	*4	5	*5	6	*8	10	11
	JUNG Eun Chang (KOR)	*0	1	*1	2	*3	5	*6	6	*6	6

NOTES
The "Greatest deficit overcome" only applies when the player ends up winning the game.

LEGEND
SM Men's Singles * Server



Match Results

JUNG Eun Chang (KOR) 3-0 ROSEC Gregory (FRA)

Game Summary		Match	Game 1	Game 2	Game 3	Game 4	Game 5
JUNG Eun Chang	KOR	3	11	11	13		
ROSEC Gregory	FRA	0	9	7	11		
Duration:		24min	7 min	6 min	9 min		

Match No : SM5(15) Table : 3

Umpires : TAMURA Nagako (JPN) ATTOOR Satheese (IND)

Player Statistics	JUNG Eun Chang (KOR)					Match	ROSEC Gregory (FRA)					Match
	Game						Game					
	1	2	3	4	5		1	2	3	4	5	
Points won	11	11	13			35	9	7	11			27
Biggest lead	4	5	2			5	1	-	2			2
Points won on own serve	5	6	6			17	4	5	5			14
Points lost on own serve	5	2	6			13	6	5	7			18
Most consecutive points won	3	3	4			4	3	3	3			3
Greatest deficit overcome	1	-	2			2	-	-	-			-
Handedness/Grip	Right/Shakehand						Right/Shakehand					

Game/Match Statistics	Game					Match
	1	2	3	4	5	
Longest rally (strokes)	8	8	10			10
Average rally	4	4	5			4

Game Progress

1	JUNG Eun Chang (KOR)	*0	1	*2	3	*5	6	*8	9	*9	10	11				
	ROSEC Gregory (FRA)	0	*1	2	*3	3	*4	4	*5	7	*8	9				
2	JUNG Eun Chang (KOR)	0	*2	3	*4	6	*7	8	*8	10	11					
	ROSEC Gregory (FRA)	*0	0	*1	2	*2	3	*4	6	*6	7					
3	JUNG Eun Chang (KOR)	*0	0	*2	4	*5	5	*6	7	*8	10	*10	10	*11	12	13
	ROSEC Gregory (FRA)	0	*2	2	*2	3	*5	6	*7	8	*8	10	*11	11	*11	11

NOTES

The "Greatest deficit overcome" only applies when the player ends up winning the game.

LEGEND

SM Men's Singles * Server



Match Results

URHAUG Tommy (NOR) 3-1 CAO Ningning (CHN)

Game Summary		Match	Game 1	Game 2	Game 3	Game 4	Game 5
URHAUG Tommy	NOR	3	8	11	11	11	
CAO Ningning	CHN	1	11	7	7	9	
Duration:		32min	7 min	6 min	7 min	9 min	

Match No : SM5(16) Table : 1

Umpires : MONTFORT Neil (AUS) COCHRANE David (GBR)

Player Statistics	URHAUG Tommy (NOR)					Match	CAO Ningning (CHN)					Match
	Game						Game					
	1	2	3	4	5		1	2	3	4	5	
Points won	8	11	11	11		41	11	7	7	9		34
Biggest lead	-	4	4	3		4	5	1	-	1		5
Points won on own serve	5	5	7	7		24	6	4	4	6		20
Points lost on own serve	5	3	3	3		14	3	6	4	4		17
Most consecutive points won	3	5	3	3		5	4	3	2	2		4
Greatest deficit overcome	-	1	-	1		1	-	-	-	-		-
Handedness/Grip	Right/Shakehand						Right/Penholder					

Game/Match Statistics	Game					Match
	1	2	3	4	5	
Longest rally (strokes)	8	9	11	12		12
Average rally	4	5	5	5		5

Game Progress

1	URHAUG Tommy (NOR)	*0	0	*0	1	*3	4	*4	5	*6	8	8
	CAO Ningning (CHN)	0	*2	4	*5	5	*6	8	*9	10	*10	11
2	URHAUG Tommy (NOR)	0	*1	3	*4	4	*5	7	*9	10	11	
	CAO Ningning (CHN)	*0	1	*1	2	*4	5	*5	5	*6	7	
3	URHAUG Tommy (NOR)	*0	2	*3	3	*4	6	*7	8	*9	11	
	CAO Ningning (CHN)	0	*0	1	*3	4	*4	5	*6	7	7	
4	URHAUG Tommy (NOR)	0	*1	2	*3	5	*5	7	*8	9	*10	11
	CAO Ningning (CHN)	*0	1	*2	3	*3	5	*5	6	*7	8	9

NOTES
The "Greatest deficit overcome" only applies when the player ends up winning the game.

LEGEND
SM Men's Singles * Server



Player Statistics

As of SUN 2 SEP 2012

Players	NPC	Matches				Games				Match Duration	
		Played	Won	Lost	%Won	Played	Won	Lost	%Won	All	Average
CAO Ningning	CHN	4	3	1	75%	16	10	6	63%	1h58min	30min
Right/Penholder		Points Won				Points Lost					
C5		Total	Own Serve:	75	Most Consecutive:	7	Total	Own Serve:	69	Most Consecutive:	5
		154	Opp. Serve:	79	GDO:	2	133	Opp. Serve:	64	GLL:	2
CETIN Selcuk	GER	2	1	1	50%	9	4	5	44%	1h17min	39min
Right/Shakehand		Points Won				Points Lost					
C5		Total	Own Serve:	43	Most Consecutive:	4	Total	Own Serve:	44	Most Consecutive:	7
		85	Opp. Serve:	42	GDO:	1	92	Opp. Serve:	48	GLL:	2
FETIR Ehab	EGY	2	0	2	0%	9	3	6	33%	1h4min	32min
Right/Shakehand		Points Won				Points Lost					
C5		Total	Own Serve:	41	Most Consecutive:	9	Total	Own Serve:	38	Most Consecutive:	5
		75	Opp. Serve:	34	GDO:	3	83	Opp. Serve:	45	GLL:	2
JUNG Eun Chang	KOR	4	3	1	75%	15	9	6	60%	1h50min	28min
Right/Shakehand		Points Won				Points Lost					
C5		Total	Own Serve:	69	Most Consecutive:	7	Total	Own Serve:	67	Most Consecutive:	6
		138	Opp. Serve:	69	GDO:	3	139	Opp. Serve:	72	GLL:	2
KIM Byoung Young	KOR	2	0	2	0%	9	3	6	33%	1h15min	38min
Right/Shakehand		Points Won				Points Lost					
C5		Total	Own Serve:	42	Most Consecutive:	7	Total	Own Serve:	44	Most Consecutive:	6
		80	Opp. Serve:	38	GDO:	3	90	Opp. Serve:	46	GLL:	1
LIN Yen-Hung	TPE	2	1	1	50%	10	5	5	50%	1h6min	33min
Right/Penholder		Points Won				Points Lost					
C5		Total	Own Serve:	45	Most Consecutive:	5	Total	Own Serve:	43	Most Consecutive:	9
		88	Opp. Serve:	43	GDO:	1	85	Opp. Serve:	42	GLL:	3
ROBERTSON Scott	GBR	2	0	2	0%	7	1	6	14%	46min	23min
Right/Shakehand		Points Won				Points Lost					
C5		Total	Own Serve:	22	Most Consecutive:	5	Total	Own Serve:	37	Most Consecutive:	10
		45	Opp. Serve:	23	GDO:	2	73	Opp. Serve:	36	GLL:	3
ROSEC Gregory	FRA	4	2	2	50%	15	7	8	47%	1h51min	28min
Right/Shakehand		Points Won				Points Lost					
C5		Total	Own Serve:	72	Most Consecutive:	6	Total	Own Serve:	71	Most Consecutive:	6
		141	Opp. Serve:	69	GDO:	2	140	Opp. Serve:	69	GLL:	3
SAVANT-AIRA Nicolas	FRA	2	1	1	50%	8	3	5	38%	59min	30min
Right/Shakehand		Points Won				Points Lost					
C5		Total	Own Serve:	38	Most Consecutive:	4	Total	Own Serve:	36	Most Consecutive:	6
		73	Opp. Serve:	35	GDO:	3	81	Opp. Serve:	45	GLL:	5
SEGATTO Claudiomiro	BRA	2	0	2	0%	8	2	6	25%	53min	27min
Right/Shakehand		Points Won				Points Lost					
C5		Total	Own Serve:	32	Most Consecutive:	5	Total	Own Serve:	38	Most Consecutive:	7
		59	Opp. Serve:	27	GDO:	1	79	Opp. Serve:	41	GLL:	3

LEGEND
GDO Greatest deficit overcome **GLL** Greatest lead lost **Opp.** Opponent's



Table Tennis

Men's Singles - Class 5



Player Statistics

As of SUN 2 SEP 2012

Players	NPC	Matches				Games				Match Duration	
		Played	Won	Lost	%Won	Played	Won	Lost	%Won	All	Average
TAUS Rene	CZE	2	1	1	50%	7	4	3	57%	47min	24min
Right/Shakehand C5		Points Won				Points Lost					
		Total	Own Serve:	28	Most Consecutive:	10	Total	Own Serve:	29	Most Consecutive:	7
		63	Opp. Serve:	35	GDO:	3	55	Opp. Serve:	26	GLL:	2
URHAUG Tommy	NOR	4	4	0	100%	13	12	1	92%	1h32min	23min
Right/Shakehand C5		Points Won				Points Lost					
		Total	Own Serve:	83	Most Consecutive:	7	Total	Own Serve:	39	Most Consecutive:	4
		144	Opp. Serve:	61	GDO:	5	95	Opp. Serve:	56	GLL:	0

NOTES
The "Greatest deficit overcome" only applies when the player ends up winning the game and "Greatest lead lost" only when losing.

LEGEND
GDO Greatest deficit overcome **GLL** Greatest lead lost **Opp.** Opponent's



Tournament Statistics

As of SUN 2 SEP 2012

Statistics	Preliminaries	Semifinals	Finals	Total
Matches Total	12	2	2	16
Game Margin: 3:0	3 25%	1 50%	1 50%	5 31%
3:1	5 42%	1 50%	1 50%	7 44%
3:2	4 33%			4 25%
Invalid Results Mark				
Duration: Total	5h52min	51min	56min	7h39min
Longest	47min	29min	32min	47min
Shortest	16min	22min	24min	16min
Average	29min	26min	28min	29min
Games Total	49	7	7	63
Point Margin 11				
10	1 2%			1 2%
9				
8	2 4%			2 3%
7	4 8%			4 6%
6	7 14%			7 11%
5	4 8%	3 43%		7 11%
4	12 24%	3 43%	3 43%	18 29%
3	8 16%	1 14%	1 14%	10 16%
2	11 22%		3 43%	14 22%
Invalid Results Mark				
Duration: Total	4h54min	41min	51min	6h26min
Longest	10min	6min	9min	10min
Shortest	4min	5min	6min	4min
Average	6min	6min	7min	6min
Points Total	884	124	137	1145
per game	18.04	17.71	19.57	18.17
Most consecutive won	10	6	5	10
Greatest deficit overcome	5	2	2	5
Longest rally	66	13	12	66
Average rally	6	5	5	6

NOTES
The "Greatest deficit overcome" only applies when the player ends up winning the game.



Table Tennis

Men's Singles - Class 6



Entry List by Event

As of FRI 24 AUG 2012

NPC	How Qualified	Name	Date of Birth
BRA - Brazil	QR (15)	MICHELL Carlo	10 MAY 1970
CHN - People's Republic of China	QL (11)	CHEN Chao	25 JAN 1987
CRO - Croatia	QL (10)	GREGOROVIC Vjekoslav	16 JUL 1969
DEN - Denmark	QL (2)	ROSENMEIER Peter	23 MAR 1984
ESP - Spain	QL (1)	VALERA Alvaro	16 OCT 1982
FRA - France	QL (6) QL (4)	FERNANDEZ Thomas GRUNDELER Bastien	18 JUL 1986 9 OCT 1988
GBR - Great Britain	QL (5)	WETHERILL David	22 DEC 1989
GER - Germany	QL (14) QL (8)	KUSIAK Thomasz RAU Thomas	15 APR 1981 6 APR 1984
HKG - Hong Kong, China	QI (20)	CHOY Hing Lam	13 FEB 1989
ITA - Italy	QL (14)	ALECCI Raimondo	3 SEP 1982
JPN - Japan	QI (36)	ITAI Junki	3 SEP 1986
KOR - Republic of Korea	QR (9)	PARK Hong Kyu	17 JUL 1973
RUS - Russian Federation	QL (7)	ESAULOV Alexander	28 APR 1985
THA - Thailand	QL (3)	THAINIYOM Rungroj	16 DEC 1986

NOTES

All changes are available in INFO.
(nnn) in "How Qualified" represents the player's singles world ranking as of July 2012.

LEGEND

QI Qualification by Invitation **QL** Qualification by Ranking List **QR** Regional Qualification



Draw

GROUP A

Rk	Name	NPC	ITA	GER	GBR	Match Points
1	ALECCI Raimondo	ITA		3:1 (5:11, 11:7, 11:7, 11:8)	2:3 (11:7, 11:4, 8:11, 4:11, 9:11)	3
2	KUSIAK Tomasz	GER	1:3 (11:5, 7:11, 7:11, 8:11)		3:1 (7:11, 11:5, 25:23, 11:7)	3
3	WETHERILL David	GBR	3:2 (7:11, 4:11, 11:8, 11:4, 11:9)	1:3 (11:7, 5:11, 23:25, 7:11)		3

GROUP B

Rk	Name	NPC	CHN	FRA	JPN	Match Points
1	CHEN Chao	CHN		3:0 (11:3, 11:7, 11:4)	3:0 (11:2, 11:4, 11:3)	4
2	FERNANDEZ Thomas	FRA	0:3 (3:11, 7:11, 4:11)		3:2 (6:11, 11:7, 9:11, 12:10, 11:7)	3
3	ITAI Junki	JPN	0:3 (2:11, 4:11, 3:11)	2:3 (11:6, 7:11, 11:9, 10:12, 7:11)		2

GROUP C

Rk	Name	NPC	RUS	KOR	BRA	Match Points
1	ESAULOV Alexander	RUS		3:1 (9:11, 11:9, 12:10, 11:6)	3:0 (11:4, 11:3, 11:2)	4
2	PARK Hong Kyu	KOR	1:3 (11:9, 9:11, 10:12, 6:11)		3:0 (11:5, 11:4, 11:9)	3
3	MICHELL Carlo	BRA	0:3 (4:11, 3:11, 2:11)	0:3 (5:11, 4:11, 9:11)		2

GROUP D

Rk	Name	NPC	HKG	GER	CRO	Match Points
1	CHOY Hing Lam	HKG		3:1 (11:8, 7:11, 11:6, 11:6)	3:0 (12:10, 11:7, 11:7)	4
2	RAU Thomas	GER	1:3 (8:11, 11:7, 6:11, 6:11)		3:2 (10:12, 20:18, 11:9, 10:12, 14:12)	3
3	GREGOROVIC Vjekoslav	CRO	0:3 (10:12, 7:11, 7:11)	2:3 (12:10, 18:20, 9:11, 12:10, 12:14)		2

Qualification rule:

First from each group will qualify for the Quarterfinals.

LEGEND

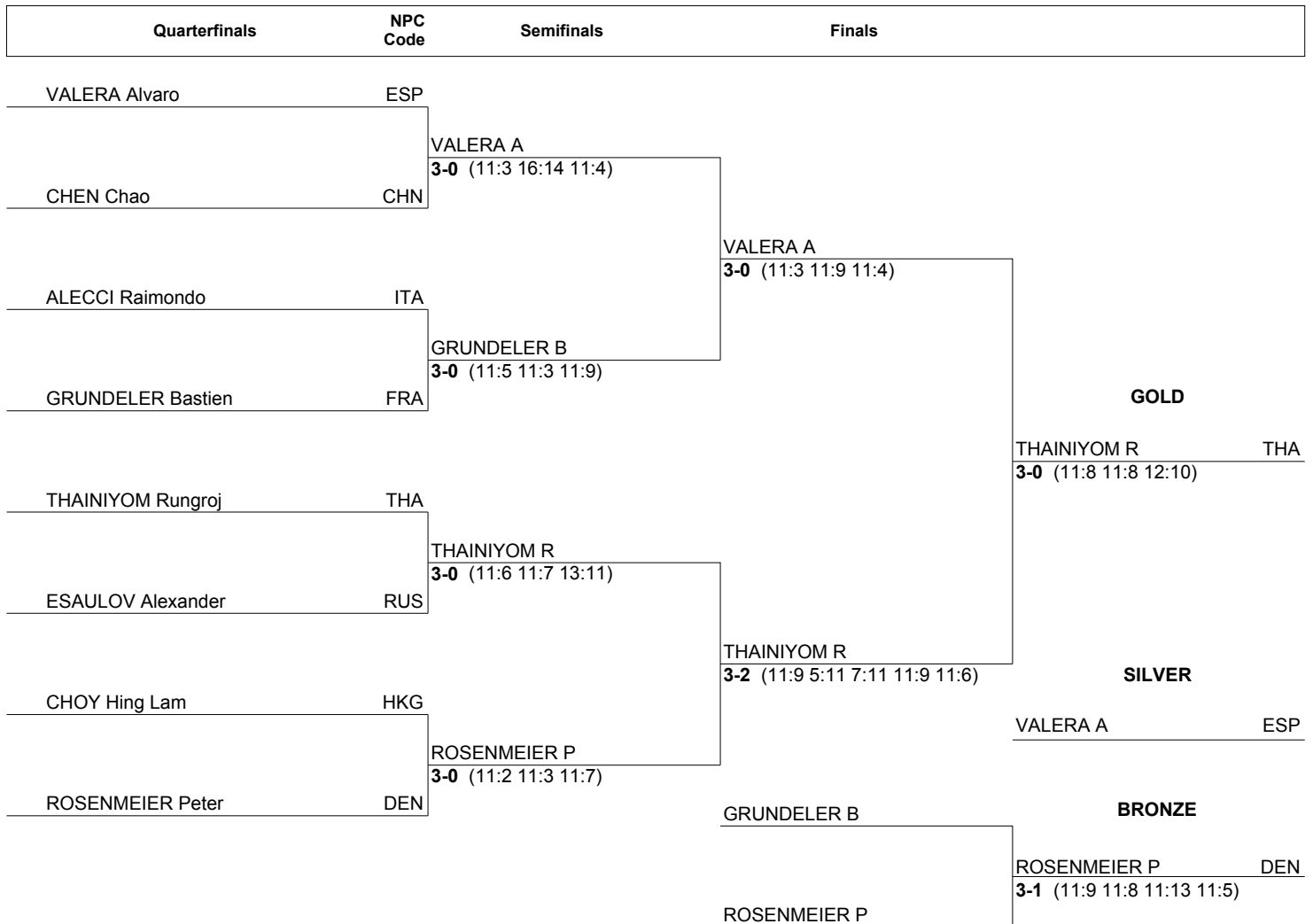
Rk Rank



Draw

QUALIFIED FROM GROUPS				
Group	Rk	Name	NPC	Match Points
A	1	ALECCI Raimondo	ITA	3
B	1	CHEN Chao	CHN	4
C	1	ESAULOV Alexander	RUS	4
D	1	CHOY Hing Lam	HKG	4

DIRECT ENTRIES		
Seed	Name	NPC
1	VALERA Alvaro	ESP
2	ROSENMEIER Peter	DEN
3	THAINIYOM Rungroj	THA
4	GRUNDELER Bastien	FRA



LEGEND	
Rk	Rank





Match Results

ALECCI Raimondo (ITA) 3-1 KUSIAK Thomasz (GER)

Game Summary		Match	Game 1	Game 2	Game 3	Game 4	Game 5
ALECCI Raimondo	ITA	3	5	11	11	11	
KUSIAK Thomasz	GER	1	11	7	7	8	
Duration:		24min	4 min	5 min	5 min	6 min	

Match No : SM6(5) Table : 6

Umpires : DEMARIO Leonor (BRA) ATTOOR Satheese (IND)

Player Statistics	ALECCI Raimondo (ITA)					Match	KUSIAK Thomasz (GER)					Match
	Game						Game					
	1	2	3	4	5		1	2	3	4	5	
Points won	5	11	11	11		38	11	7	7	8		33
Biggest lead	1	4	4	3		4	6	5	2	2		6
Points won on own serve	3	4	6	5		18	6	3	3	4		16
Points lost on own serve	5	4	4	4		17	2	7	5	6		20
Most consecutive points won	2	9	5	3		9	5	4	2	3		5
Greatest deficit overcome	-	5	2	2		5	1	-	-	-		1
Handedness/Grip	Right/Shakehand						Right/Shakehand					

Game/Match Statistics	Game					Match
	1	2	3	4	5	
Longest rally (strokes)	12	12	17	14		17
Average rally	4	4	5	5		5

Game Progress

1	ALECCI Raimondo (ITA)	*0	1	*2	2	*2	3	*4	5	5		
	KUSIAK Thomasz (GER)	0	*1	2	*4	6	*7	8	*9	11		
2	ALECCI Raimondo (ITA)	0	*1	1	*2	2	*3	5	*7	9	11	
	KUSIAK Thomasz (GER)	*0	1	*3	4	*6	7	*7	7	*7	7	
3	ALECCI Raimondo (ITA)	*0	0	*2	4	*5	7	*8	9	*10	11	
	KUSIAK Thomasz (GER)	0	*2	2	*2	3	*3	4	*5	6	7	
4	ALECCI Raimondo (ITA)	0	*1	1	*3	4	*6	7	*7	9	*10	11
	KUSIAK Thomasz (GER)	*0	1	*3	3	*4	4	*5	7	*7	8	8

NOTES

The "Greatest deficit overcome" only applies when the player ends up winning the game.

LEGEND

SM Men's Singles * Server



Match Results

KUSIAK Tomasz (GER) 3-1 WETHERILL David (GBR)

Game Summary		Match	Game 1	Game 2	Game 3	Game 4	Game 5
KUSIAK Tomasz	GER	3	7	11	25	11	
WETHERILL David	GBR	1	11	5	23	7	
Duration:		37min	6 min	4 min	17 min	7 min	

Match No : SM6(9) Table : 2

Umpires : TAMURA Nagako (JPN) KARSHTEDT Yelena (USA)

Player Statistics	KUSIAK Tomasz (GER)					Match	WETHERILL David (GBR)					Match
	Game						Game					
	1	2	3	4	5		1	2	3	4	5	
Points won	7	11	25	11		54	11	5	23	7		46
Biggest lead	1	6	2	5		6	4	1	3	1		4
Points won on own serve	3	6	17	3		29	4	3	16	2		25
Points lost on own serve	7	2	7	5		21	4	5	8	8		25
Most consecutive points won	3	5	4	6		6	4	2	3	3		4
Greatest deficit overcome	-	1	3	1		3	1	-	-	-		1
Handedness/Grip	Right/Shakehand						Right/Shakehand					

Game/Match Statistics	Game					Match
	1	2	3	4	5	
Longest rally (strokes)	8	9	10	8		10
Average rally	5	4	4	3		4

Game Progress

1	KUSIAK Tomasz (GER)	*0	1	*2	2	*2	3	*5	6	*7	7	WETHERILL David (GBR)	0	*1	2	*4	6	*7	7	*8	9	11																
2	KUSIAK Tomasz (GER)	0	*1	3	*4	5	*6	7	*9	11	WETHERILL David (GBR)	*0	1	*1	2	*3	4	*5	5	5																		
3	KUSIAK Tomasz (GER)	*0	0	*1	3	*4	4	*6	8	*8	9	*10	11	*11	12	*12	13	*13	14	WETHERILL David (GBR)	0	*2	3	*3	4	*6	6	*6	8	*9	10	*10	11	*11	12	*12	13	*13
		*14	15	*15	16	*16	16	*17	17	*18	19	*19	20	*20	21	*21	22	*22	23		14	*14	15	*15	16	*17	17	*18	18	*18	19	*19	20	*20	21	*21	22	*22
		*23	24	25		23	*23	23																														
4	KUSIAK Tomasz (GER)	0	*2	2	*4	4	*5	7	*9	10	11	WETHERILL David (GBR)	*0	0	*2	2	*4	5	*5	5	*6	7																

NOTES
The "Greatest deficit overcome" only applies when the player ends up winning the game.

LEGEND
SM Men's Singles * Server



Match Results

WETHERILL David (GBR) 3-2 ALECCI Raimondo (ITA)

Game Summary		Match	Game 1	Game 2	Game 3	Game 4	Game 5
WETHERILL David	GBR	3	7	4	11	11	11
ALECCI Raimondo	ITA	2	11	11	8	4	9
Duration:		32min	4 min	3 min	5 min	5 min	7 min

Match No : SM6(1) Table : 2

Umpires : RACKO Boris (SVK) TICACALA Victor Hugo (ARG)

Player Statistics	WETHERILL David (GBR)						ALECCI Raimondo (ITA)					
	Game					Match	Game					Match
	1	2	3	4	5		1	2	3	4	5	
Points won	7	4	11	11	11	44	11	11	8	4	9	43
Biggest lead	-	-	4	7	2	7	4	7	1	1	2	7
Points won on own serve	5	3	3	6	8	25	8	6	2	2	7	25
Points lost on own serve	3	5	6	2	2	18	2	1	8	5	3	19
Most consecutive points won	4	2	3	6	3	6	4	5	3	1	2	5
Greatest deficit overcome	-	-	1	1	2	2	-	-	-	-	-	-
Handedness/Grip	Right/Shakehand						Right/Shakehand					

Game/Match Statistics	Game					Match
	1	2	3	4	5	
Longest rally (strokes)	6	12	8	19	16	19
Average rally	3	4	4	7	5	5

Game Progress

1	WETHERILL David (GBR)	0	*0	0	*2	4	*4	5	*5	7	7	
	ALECCI Raimondo (ITA)	*0	2	*4	4	*4	6	*7	9	*9	11	
2	WETHERILL David (GBR)	*0	0	*1	2	*2	4	*4	4	4		
	ALECCI Raimondo (ITA)	0	*2	3	*4	6	*6	8	*10	11		
3	WETHERILL David (GBR)	0	*1	2	*4	4	*6	7	*9	9	*10	11
	ALECCI Raimondo (ITA)	*0	1	*2	2	*4	4	*5	5	*7	8	8
4	WETHERILL David (GBR)	*0	1	*2	4	*5	7	*9	10	11		
	ALECCI Raimondo (ITA)	0	*1	2	*2	3	*3	3	*4	4		
5	WETHERILL David (GBR)	0	*1	2	*3	4	*4	6	*6	8	*9	11
	ALECCI Raimondo (ITA)	*0	1	*2	3	*4	6	*6	8	*8	9	9

NOTES

The "Greatest deficit overcome" only applies when the player ends up winning the game.

LEGEND

SM Men's Singles * Server



Match Results

CHEN Chao (CHN) 3-0 ITAI Junki (JPN)

Game Summary		Match	Game 1	Game 2	Game 3	Game 4	Game 5
CHEN Chao	CHN	3	11	11	11		
ITAI Junki	JPN	0	2	4	3		
Duration:		14min	3 min	4 min	3 min		

Match No : SM6(6) Table : 8

Umpires : KRMEJ Milana (SLO) BORODAVCHENKO Igor (RUS)

Player Statistics	CHEN Chao (CHN)					Match	ITAI Junki (JPN)					Match
	Game						Game					
	1	2	3	4	5		1	2	3	4	5	
Points won	11	11	11			33	2	4	3			9
Biggest lead	9	7	8			9	-	1	-			1
Points won on own serve	7	5	7			19	2	2	2			6
Points lost on own serve	0	2	1			3	4	6	4			14
Most consecutive points won	8	6	6			8	1	2	1			2
Greatest deficit overcome	-	1	-			1	-	-	-			-
Handedness/Grip	Left/Shakehand						Right/Shakehand					

Game/Match Statistics	Game					Match
	1	2	3	4	5	
Longest rally (strokes)	8	7	9			9
Average rally	4	3	4			4

Game Progress

1	CHEN Chao (CHN)	*0	2	*3	5	*7	9	*10	11	
	ITAI Junki (JPN)	0	*0	1	*1	1	*1	2	2	
2	CHEN Chao (CHN)	0	*1	3	*5	6	*8	9	*10	11
	ITAI Junki (JPN)	*0	1	*1	1	*2	2	*3	4	4
3	CHEN Chao (CHN)	*0	1	*2	4	*6	8	*9	11	
	ITAI Junki (JPN)	0	*1	2	*2	2	*2	3	3	

NOTES

The "Greatest deficit overcome" only applies when the player ends up winning the game.

LEGEND

SM Men's Singles * Server



Match Results

CHEN Chao (CHN) 3-0 FERNANDEZ Thomas (FRA)

Game Summary		Match	Game 1	Game 2	Game 3	Game 4	Game 5
CHEN Chao	CHN	3	11	11	11		
FERNANDEZ Thomas	FRA	0	3	7	4		
Duration:		19min	4 min	6 min	5 min		

Match No : SM6(10) Table : 4

Umpires : HIGGINS Peter (GBR) GOULDEN David (GBR)

Player Statistics	CHEN Chao (CHN)					Match	FERNANDEZ Thomas (FRA)					Match
	Game						Game					
	1	2	3	4	5		1	2	3	4	5	
Points won	11	11	11			33	3	7	4			14
Biggest lead	8	4	7			8	-	4	1			4
Points won on own serve	5	6	7			18	2	3	4			9
Points lost on own serve	1	4	0			5	6	5	4			15
Most consecutive points won	8	8	4			8	2	4	1			4
Greatest deficit overcome	-	4	1			4	-	-	-			-
Handedness/Grip	Left/Shakehand						Right/Shakehand					

Game/Match Statistics	Game					Match
	1	2	3	4	5	
Longest rally (strokes)	7	13	12			13
Average rally	3	4	5			4

Game Progress

1	CHEN Chao (CHN)	0	*2	4	*6	8	*8	9	11		
	FERNANDEZ Thomas (FRA)	*0	0	*0	0	*0	2	*3	3		
2	CHEN Chao (CHN)	*0	1	*2	2	*2	4	*6	8	*10	11
	FERNANDEZ Thomas (FRA)	0	*1	2	*4	6	*6	6	*6	6	7
3	CHEN Chao (CHN)	0	*1	3	*4	6	*7	9	*10	11	
	FERNANDEZ Thomas (FRA)	*0	1	*1	2	*2	3	*3	4	4	

NOTES
The "Greatest deficit overcome" only applies when the player ends up winning the game.

LEGEND
SM Men's Singles * Server



Match Results

FERNANDEZ Thomas (FRA) 3-2 ITAI Junki (JPN)

Game Summary		Match	Game 1	Game 2	Game 3	Game 4	Game 5
FERNANDEZ Thomas	FRA	3	6	11	9	12	11
ITAI Junki	JPN	2	11	7	11	10	7
Duration:		40min	5 min	6 min	6 min	8 min	9 min

Match No : SM6(2) Table : 4

Umpires : LEE Soon-Ju (KOR) MAY Peter (GBR)

Player Statistics	FERNANDEZ Thomas (FRA)						ITAI Junki (JPN)					
	Game					Match	Game					Match
	1	2	3	4	5		1	2	3	4	5	
Points won	6	11	9	12	11	49	11	7	11	10	7	46
Biggest lead	-	6	1	3	5	6	5	1	2	3	-	5
Points won on own serve	3	7	4	6	4	24	6	4	5	5	3	23
Points lost on own serve	5	3	6	5	4	23	3	4	5	6	7	25
Most consecutive points won	3	5	2	3	4	5	5	3	3	6	3	6
Greatest deficit overcome	-	1	-	3	-	3	-	-	1	-	-	1
Handedness/Grip	Right/Shakehand						Right/Shakehand					

Game/Match Statistics	Game					Match
	1	2	3	4	5	
Longest rally (strokes)	6	6	12	7	10	12
Average rally	3	3	3	4	4	3

Game Progress

1	FERNANDEZ Thomas (FRA)	0	*0	1	*2	3	*5	5	*5	6	6			
	ITAI Junki (JPN)	*0	2	*3	4	*5	5	*7	9	*10	11			
2	FERNANDEZ Thomas (FRA)	*0	1	*3	5	*6	7	*8	10	*10	11			
	ITAI Junki (JPN)	0	*1	1	*1	2	*3	4	*4	6	7			
3	FERNANDEZ Thomas (FRA)	0	*1	2	*3	4	*5	6	*7	8	*9	9		
	ITAI Junki (JPN)	*0	1	*2	3	*4	5	*6	7	*8	9	11		
4	FERNANDEZ Thomas (FRA)	*0	2	*3	4	*4	4	*5	6	*8	9	*10	11	12
	ITAI Junki (JPN)	0	*0	1	*2	4	*6	7	*8	8	*9	10	*10	10
5	FERNANDEZ Thomas (FRA)	0	*2	4	*4	5	*7	8	*9	9	11			
	ITAI Junki (JPN)	*0	0	*0	2	*3	3	*4	5	*7	7			

NOTES
The "Greatest deficit overcome" only applies when the player ends up winning the game.

LEGEND
SM Men's Singles * Server



Match Results

PARK Hong Kyu (KOR) 3-0 MICHELL Carlo (BRA)

Game Summary		Match	Game 1	Game 2	Game 3	Game 4	Game 5
PARK Hong Kyu	KOR	3	11	11	11		
MICHELL Carlo	BRA	0	5	4	9		
Duration:		15min	5 min	4 min	6 min		

Match No : SM6(7) Table : 6

Umpires : ABDEL NASSER Gamal (EGY) BROWN David (GBR)

Player Statistics	PARK Hong Kyu (KOR)						MICHELL Carlo (BRA)					
	Game					Match	Game					Match
	1	2	3	4	5		1	2	3	4	5	
Points won	11	11	11			33	5	4	9			18
Biggest lead	7	7	3			7	-	-	-			-
Points won on own serve	7	6	8			21	3	2	7			12
Points lost on own serve	2	2	2			6	4	5	3			12
Most consecutive points won	7	5	2			7	2	1	2			2
Greatest deficit overcome	-	-	-			-	-	-	-			-
Handedness/Grip	Right/Shakehand						Left/Shakehand					

Game/Match Statistics	Game					Match
	1	2	3	4	5	
Longest rally (strokes)	7	6	8			8
Average rally	4	3	4			4

Game Progress

1	PARK Hong Kyu (KOR)	*0	*1	3	*5	7	*8	9	*10	11		
	MICHELL Carlo (BRA)	0	1	*1	1	*1	2	*3	4	5		
2	PARK Hong Kyu (KOR)	*0	2	*3	4	*5	7	*9	10	11		
	MICHELL Carlo (BRA)	0	*0	1	*2	3	*3	3	*4	4		
3	PARK Hong Kyu (KOR)	0	*1	3	*3	5	*6	7	*8	9	*9	11
	MICHELL Carlo (BRA)	*0	1	*1	3	*3	4	*5	6	*7	9	9

NOTES
The "Greatest deficit overcome" only applies when the player ends up winning the game.

LEGEND
SM Men's Singles * Server



Match Results

ESAULOV Alexander (RUS) 3-1 PARK Hong Kyu (KOR)

Game Summary		Match	Game 1	Game 2	Game 3	Game 4	Game 5
ESAULOV Alexander	RUS	3	9	11	12	11	
PARK Hong Kyu	KOR	1	11	9	10	6	
Duration:		24min	5 min	6 min	5 min	4 min	

Match No : SM6(11) Table : 6

Umpires : EIKMANS Angelo (NED) CLARKE Stan (GBR)

Player Statistics	ESAULOV Alexander (RUS)					Match	PARK Hong Kyu (KOR)					Match
	Game						Game					
	1	2	3	4	5		1	2	3	4	5	
Points won	9	11	12	11		43	11	9	10	6		36
Biggest lead	2	3	2	5		5	2	3	3	2		3
Points won on own serve	6	6	6	7		25	7	5	5	4		21
Points lost on own serve	4	4	5	2		15	3	5	6	4		18
Most consecutive points won	2	6	5	6		6	3	3	4	3		4
Greatest deficit overcome	-	3	3	2		3	2	-	-	-		2
Handedness/Grip	Right/Shakehand						Right/Shakehand					

Game/Match Statistics	Game					Match
	1	2	3	4	5	
Longest rally (strokes)	7	13	8	8		13
Average rally	4	4	4	3		4

Game Progress

1	ESAULOV Alexander (RUS)	0	*2	2	*3	5	*5	7	*7	8	*8	9	PARK Hong Kyu (KOR)	*0	0	*2	3	*3	5	*5	7	*8	10	11				
2	ESAULOV Alexander (RUS)	*0	0	*1	3	*5	6	*6	7	*8	10	11	PARK Hong Kyu (KOR)	0	*2	3	*3	3	*4	6	*7	8	*8	9				
3	ESAULOV Alexander (RUS)	0	*0	2	*4	4	*5	5	*6	7	*8	10	*11	12	PARK Hong Kyu (KOR)	*0	2	*2	2	*4	5	*7	8	*9	10	*10	10	10
4	ESAULOV Alexander (RUS)	*0	1	*1	3	*4	5	*6	8	*10	11	PARK Hong Kyu (KOR)	0	*1	3	*3	4	*5	6	*6	6	6						

NOTES
The "Greatest deficit overcome" only applies when the player ends up winning the game.

LEGEND
SM Men's Singles * Server



Match Results

ESAULOV Alexander (RUS) 3-0 MICHELL Carlo (BRA)

Game Summary		Match	Game 1	Game 2	Game 3	Game 4	Game 5
ESAULOV Alexander	RUS	3	11	11	11		
MICHELL Carlo	BRA	0	4	3	2		
Duration:		11min	3 min	3 min	3 min		

Match No : SM6(3) Table : 6

Umpires : REID Lynda (GBR) WILLIAMSON Robert (GBR)

Player Statistics	ESAULOV Alexander (RUS)					Match	MICHELL Carlo (BRA)					Match
	Game						Game					
	1	2	3	4	5		1	2	3	4	5	
Points won	11	11	11			33	4	3	2			9
Biggest lead	7	8	9			9	-	1	1			1
Points won on own serve	5	6	5			16	3	1	1			5
Points lost on own serve	1	2	1			4	6	5	6			17
Most consecutive points won	3	6	6			6	1	1	1			1
Greatest deficit overcome	-	1	1			1	-	-	-			-
Handedness/Grip	Right/Shakehand						Left/Shakehand					

Game/Match Statistics	Game					Match
	1	2	3	4	5	
Longest rally (strokes)	6	5	9			9
Average rally	3	3	3			3

Game Progress

1	ESAULOV Alexander (RUS)	0	*1	3	*4	5	7	*8	10	11
	MICHELL Carlo (BRA)	*0	1	*1	2	*3	*3	4	*4	4
2	ESAULOV Alexander (RUS)	*0	1	*3	5	*6	7	*9	11	
	MICHELL Carlo (BRA)	0	*1	1	*1	2	*3	3	3	
3	ESAULOV Alexander (RUS)	0	*1	3	*5	6	*8	10	11	
	MICHELL Carlo (BRA)	*0	1	*1	1	*2	2	*2	2	

NOTES

The "Greatest deficit overcome" only applies when the player ends up winning the game.

LEGEND

SM Men's Singles * Server



Match Results

CHOY Hing Lam (HKG) 3-0 GREGOROVIC Vjekoslav (CRO)

Game Summary		Match	Game 1	Game 2	Game 3	Game 4	Game 5
CHOY Hing Lam	HKG	3	12	11	11		
GREGOROVIC Vjekoslav	CRO	0	10	7	7		
Duration:		20min	5 min	5 min	5 min		

Match No : SM6(8) Table : 8

Umpires : LEE Soon-Ju (KOR) MAY Peter (GBR)

Player Statistics	CHOY Hing Lam (HKG)					Match	GREGOROVIC Vjekoslav (CRO)					Match
	Game						Game					
	1	2	3	4	5		1	2	3	4	5	
Points won	12	11	11			34	10	7	7			24
Biggest lead	4	4	8			8	-	1	-			1
Points won on own serve	9	6	7			22	8	5	4			17
Points lost on own serve	2	2	3			7	3	5	4			12
Most consecutive points won	2	4	5			5	3	3	6			6
Greatest deficit overcome	-	1	-			1	-	-	-			-
Handedness/Grip	Right/Shakehand						Left/Shakehand					

Game/Match Statistics	Game					Match
	1	2	3	4	5	
Longest rally (strokes)	8	7	7			8
Average rally	3	4	3			4

Game Progress

1	CHOY Hing Lam (HKG)	*0	2	*2	4	*5	6	*7	9	*9	10	*10	11	12
	GREGOROVIC Vjekoslav (CRO)	0	*0	2	*2	3	*4	5	*5	7	*8	10	*10	10
2	CHOY Hing Lam (HKG)	0	*1	2	*4	5	*5	7	*8	10	11			
	GREGOROVIC Vjekoslav (CRO)	*0	1	*2	2	*3	5	*5	6	*6	7			
3	CHOY Hing Lam (HKG)	*0	2	*4	5	*7	9	*9	9	*9	11			
	GREGOROVIC Vjekoslav (CRO)	0	*0	0	*1	1	*1	3	*5	7	7			

NOTES

The "Greatest deficit overcome" only applies when the player ends up winning the game.

LEGEND

SM Men's Singles * Server



Match Results

RAU Thomas (GER) 3-2 GREGOROVIC Vjekoslav (CRO)

Game Summary		Match	Game 1	Game 2	Game 3	Game 4	Game 5
RAU Thomas	GER	3	10	20	11	10	14
GREGOROVIC Vjekoslav	CRO	2	12	18	9	12	12
Duration:		49min	6 min	10 min	5 min	6 min	7 min

Match No : SM6(12) Table : 8

Umpires : REYNOLDS Mick (GBR) WILLIAMS Jackie (GBR)

Player Statistics	RAU Thomas (GER)						GREGOROVIC Vjekoslav (CRO)					
	Game					Match	Game					Match
	1	2	3	4	5		1	2	3	4	5	
Points won	10	20	11	10	14	65	12	18	9	12	12	63
Biggest lead	4	2	4	3	4	4	2	4	2	2	2	4
Points won on own serve	6	15	6	4	9	40	7	14	5	5	8	39
Points lost on own serve	5	4	4	7	4	24	4	5	5	6	5	25
Most consecutive points won	5	4	5	3	6	6	5	3	4	3	4	5
Greatest deficit overcome	-	4	2	-	2	4	4	-	-	3	-	4
Handedness/Grip	Left/Shakehand						Left/Shakehand					

Game/Match Statistics	Game					Match
	1	2	3	4	5	
Longest rally (strokes)	6	6	7	8	8	8
Average rally	3	3	3	4	4	3

Game Progress

1	RAU Thomas (GER)	*0	1	*2	3	*5	7	*7	8	*9	10	*10	10	10					
	GREGOROVIC Vjekoslav (CRO)	0	*1	2	*3	3	*3	5	*6	7	*8	10	*11	12					
2	RAU Thomas (GER)	0	*0	2	*2	3	*3	5	*6	7	*8	10	*11	11	*11	12	*13	13	*13
	GREGOROVIC Vjekoslav (CRO)	*0	2	*2	4	*5	7	*7	8	*9	10	*10	10	*11	12	*12	12	*13	14
		14	*14	15	*15	16	*16	17	*17	18	*19	20							
		*14	15	*15	16	*16	17	*17	18	*18	18	18							
3	RAU Thomas (GER)	*0	2	*4	4	*4	5	*5	7	*9	10	11							
	GREGOROVIC Vjekoslav (CRO)	0	*0	0	*2	4	*5	7	*7	7	*8	9							
4	RAU Thomas (GER)	0	*2	3	*4	4	*6	7	*7	8	*9	10	*10	10					
	GREGOROVIC Vjekoslav (CRO)	*0	0	*1	2	*4	4	*5	7	*8	9	*10	11	12					
5	RAU Thomas (GER)	*0	1	*1	3	*5	7	*7	9	*9	9	*10	11	*11	11	*12	13	14	
	GREGOROVIC Vjekoslav (CRO)	0	*1	3	*3	3	*3	5	*5	7	*9	10	*10	11	*12	12	*12	12	

NOTES

The "Greatest deficit overcome" only applies when the player ends up winning the game.

LEGEND

SM Men's Singles * Server



Match Results

CHOY Hing Lam (HKG) 3-1 RAU Thomas (GER)

Game Summary		Match	Game 1	Game 2	Game 3	Game 4	Game 5
CHOY Hing Lam	HKG	3	11	7	11	11	
RAU Thomas	GER	1	8	11	6	6	
Duration:		27min	5 min	6 min	6 min	5 min	

Match No : SM6(4) Table : 8

Umpires : FRASER Margot (GBR) le PAGE Tim (GBR)

Player Statistics	CHOY Hing Lam (HKG)					Match	RAU Thomas (GER)					Match
	Game						Game					
	1	2	3	4	5		1	2	3	4	5	
Points won	11	7	11	11		40	8	11	6	6		31
Biggest lead	3	1	7	7		7	1	4	-	1		4
Points won on own serve	5	3	8	5		21	3	6	5	3		17
Points lost on own serve	5	5	1	3		14	6	4	3	6		19
Most consecutive points won	3	2	3	8		8	4	3	3	3		4
Greatest deficit overcome	1	-	-	1		1	-	1	-	-		1
Handedness/Grip	Right/Shakehand						Left/Shakehand					

Game/Match Statistics	Game					Match
	1	2	3	4	5	
Longest rally (strokes)	7	6	11	7		11
Average rally	3	3	3	3		3

Game Progress

1	CHOY Hing Lam (HKG)	*0	1	*3	4	*4	5	*7	8	*9	10	11
	RAU Thomas (GER)	0	*1	1	*2	4	*5	5	*6	7	*8	8
2	CHOY Hing Lam (HKG)	0	*1	2	*3	3	*4	5	*6	7	7	
	RAU Thomas (GER)	*0	1	*2	3	*5	6	*7	8	*9	11	
3	CHOY Hing Lam (HKG)	*0	2	*3	5	*6	8	*9	10	*10	11	
	RAU Thomas (GER)	0	*0	1	*1	2	*2	3	*4	6	6	
4	CHOY Hing Lam (HKG)	0	*1	2	*3	5	*7	9	*10	10	11	
	RAU Thomas (GER)	*0	1	*2	3	*3	3	*3	4	*6	6	

NOTES

The "Greatest deficit overcome" only applies when the player ends up winning the game.

LEGEND

SM Men's Singles * Server



Match Results

VALERA Alvaro (ESP) 3-0 CHEN Chao (CHN)

Game Summary		Match	Game 1	Game 2	Game 3	Game 4	Game 5
VALERA Alvaro	ESP	3	11	16	11		
CHEN Chao	CHN	0	3	14	4		
Duration:		22min	4 min	11 min	5 min		

Match No : SM6(13) Table : 6

Umpires : SZILY Marta (HUN) PAYNE Michael (GBR)

Player Statistics	VALERA Alvaro (ESP)					Match	CHEN Chao (CHN)					Match
	Game						Game					
	1	2	3	4	5		1	2	3	4	5	
Points won	11	16	11			38	3	14	4			21
Biggest lead	8	2	7			8	-	3	-			3
Points won on own serve	7	11	6			24	2	10	2			14
Points lost on own serve	1	4	2			7	4	5	5			14
Most consecutive points won	6	3	7			7	1	3	1			3
Greatest deficit overcome	-	3	-			3	-	-	-			-
Handedness/Grip	Right/Shakehand						Left/Shakehand					

Game/Match Statistics	Game					Match
	1	2	3	4	5	
Longest rally (strokes)	8	12	6			12
Average rally	4	5	3			4

Game Progress

1	VALERA Alvaro (ESP)	*0	2	*3	5	*7	8	*9	11										
	CHEN Chao (CHN)	0	*0	1	*1	1	*2	3	3										
2	VALERA Alvaro (ESP)	0	*0	1	*2	3	*4	6	*7	9	*9	10	*10	11	*11	12	*13	13	*13
	CHEN Chao (CHN)	*0	2	*3	4	*5	6	*6	7	*7	9	*10	11	*11	12	*12	12	*13	14
		14	*15	16															
		*14	14	14															
3	VALERA Alvaro (ESP)	*0	1	*2	3	*4	6	*8	10	11									
	CHEN Chao (CHN)	0	*1	2	*3	4	*4	4	*4	4									

NOTES
The "Greatest deficit overcome" only applies when the player ends up winning the game.

LEGEND
SM Men's Singles * Server



Match Results

GRUNDELER Bastien (FRA) 3-0 ALECCI Raimondo (ITA)

Game Summary		Match	Game 1	Game 2	Game 3	Game 4	Game 5
GRUNDELER Bastien	FRA	3	11	11	11		
ALECCI Raimondo	ITA	0	5	3	9		
Duration:		16min	4 min	3 min	5 min		

Match No : SM6(14) Table : 8

Umpires : KARAU Bernhard (GER) ABDEL NASSER Gamal (EGY)

Player Statistics	GRUNDELER Bastien (FRA)						ALECCI Raimondo (ITA)					
	Game					Match	Game					Match
	1	2	3	4	5		1	2	3	4	5	
Points won	11	11	11			33	5	3	9			17
Biggest lead	6	8	4			8	-	-	1			1
Points won on own serve	5	6	6			17	2	1	5			8
Points lost on own serve	3	2	4			9	6	5	5			16
Most consecutive points won	5	8	4			8	2	1	3			3
Greatest deficit overcome	-	-	1			1	-	-	-			-
Handedness/Grip	Left/Shakehand						Right/Shakehand					

Game/Match Statistics	Game					Match
	1	2	3	4	5	
Longest rally (strokes)	7	7	7			7
Average rally	4	4	4			4

Game Progress

1	GRUNDELER Bastien (FRA)	0	*2	3	*4	5	*6	7	*9	11		
	ALECCI Raimondo (ITA)	*0	0	*1	2	*3	4	*5	5	5		
2	GRUNDELER Bastien (FRA)	*0	1	*2	4	*6	8	*10	11			
	ALECCI Raimondo (ITA)	0	*1	2	*2	2	*2	2	3			
3	GRUNDELER Bastien (FRA)	0	*1	3	*3	5	*7	7	*8	9	*10	11
	ALECCI Raimondo (ITA)	*0	1	*1	3	*3	3	*5	6	*7	8	9

NOTES

The "Greatest deficit overcome" only applies when the player ends up winning the game.

LEGEND

SM Men's Singles * Server



Match Results

THAINIYOM Rungroj (THA) 3-0 ESAULOV Alexander (RUS)

Game Summary		Match	Game 1	Game 2	Game 3	Game 4	Game 5
THAINIYOM Rungroj	THA	3	11	11	13		
ESAULOV Alexander	RUS	0	6	7	11		
Duration:		18min	4 min	4 min	7 min		

Match No : SM6(15) Table : 6

Umpires : KRMEJ Milana (SLO) ATTOOR Satheese (IND)

Player Statistics	THAINIYOM Rungroj (THA)					Match	ESAULOV Alexander (RUS)					Match
	Game						Game					
	1	2	3	4	5		1	2	3	4	5	
Points won	11	11	13			35	6	7	11			24
Biggest lead	5	4	3			5	-	-	2			2
Points won on own serve	7	4	9			20	4	3	8			15
Points lost on own serve	2	4	3			9	4	7	4			15
Most consecutive points won	3	4	3			4	2	2	4			4
Greatest deficit overcome	-	-	2			2	-	-	-			-
Handedness/Grip	Left/Shakehand						Right/Shakehand					

Game/Match Statistics	Game					Match
	1	2	3	4	5	
Longest rally (strokes)	8	9	12			12
Average rally	4	4	5			5

Game Progress

1	THAINIYOM Rungroj (THA)	*0	2	*3	4	*5	6	*7	9	*10	11	ESAULOV Alexander (RUS)	0	*0	1	*2	3	*4	5	*5	6	6										
2	THAINIYOM Rungroj (THA)	0	*2	3	*4	5	*6	6	*7	9	11	ESAULOV Alexander (RUS)	*0	0	*1	2	*3	4	*6	7	*7	7	7									
3	THAINIYOM Rungroj (THA)	*0	2	*3	4	*4	5	*5	7	*8	9	*10	11	*11	12	13	ESAULOV Alexander (RUS)	0	*0	1	*2	4	*5	7	*7	8	*9	10	*10	11	*11	11

NOTES
The "Greatest deficit overcome" only applies when the player ends up winning the game.

LEGEND
SM Men's Singles * Server



Match Results

ROSENMEIER Peter (DEN) 3-0 CHOY Hing Lam (HKG)

Game Summary		Match	Game 1	Game 2	Game 3	Game 4	Game 5
ROSENMEIER Peter	DEN	3	11	11	11		
CHOY Hing Lam	HKG	0	2	3	7		
Duration:		16min	4 min	4 min	5 min		

Match No : SM6(16) Table : 8

Umpires : DEMARIO Leonor (BRA) LEE Soon-Ju (KOR)

Player Statistics	ROSENMEIER Peter (DEN)					Match	CHOY Hing Lam (HKG)					Match
	Game						Game					
	1	2	3	4	5		1	2	3	4	5	
Points won	11	11	11			33	2	3	7			12
Biggest lead	9	8	5			9	1	-	2			2
Points won on own serve	6	6	6			18	2	1	5			8
Points lost on own serve	0	2	2			4	5	5	5			15
Most consecutive points won	7	4	7			7	1	2	3			3
Greatest deficit overcome	1	-	2			2	-	-	-			-
Handedness/Grip	Left/Shakehand						Right/Shakehand					

Game/Match Statistics	Game					Match
	1	2	3	4	5	
Longest rally (strokes)	5	7	5			7
Average rally	3	3	3			3

Game Progress

1	ROSENMEIER Peter (DEN)	0	*1	3	*5	7	*8	10	11		
	CHOY Hing Lam (HKG)	*0	1	*1	1	*1	2	*2	2		
2	ROSENMEIER Peter (DEN)	*0	2	*3	5	*7	7	*9	11		
	CHOY Hing Lam (HKG)	0	*0	1	*1	1	*3	3	3		
3	ROSENMEIER Peter (DEN)	0	*0	2	*4	6	*7	8	*8	9	11
	CHOY Hing Lam (HKG)	*0	2	*2	2	*2	3	*4	6	*7	7

NOTES

The "Greatest deficit overcome" only applies when the player ends up winning the game.

LEGEND

SM Men's Singles * Server



Match Results

VALERA Alvaro (ESP) 3-0 GRUNDELER Bastien (FRA)

Game Summary		Match	Game 1	Game 2	Game 3	Game 4	Game 5
VALERA Alvaro	ESP	3	11	11	11		
GRUNDELER Bastien	FRA	0	3	9	4		
Duration:		17min	4 min	6 min	4 min		

Match No : SM6(17) Table : 4

Umpires : SZILY Marta (HUN) PAYNE Michael (GBR)

Player Statistics	VALERA Alvaro (ESP)					Match	GRUNDELER Bastien (FRA)					Match
	Game						Game					
	1	2	3	4	5		1	2	3	4	5	
Points won	11	11	11			33	3	9	4			16
Biggest lead	8	3	7			8	-	4	-			4
Points won on own serve	6	4	6			16	3	3	3			9
Points lost on own serve	0	6	1			7	5	7	5			17
Most consecutive points won	6	5	5			6	1	5	1			5
Greatest deficit overcome	-	4	-			4	-	-	-			-
Handedness/Grip	Right/Shakehand						Left/Shakehand					

Game/Match Statistics	Game					Match
	1	2	3	4	5	
Longest rally (strokes)	8	9	7			9
Average rally	4	4	4			4

Game Progress

1	VALERA Alvaro (ESP)	0	*1	3	*4	6	*8	10	11			
	GRUNDELER Bastien (FRA)	*0	1	*1	2	*2	2	*2	3			
2	VALERA Alvaro (ESP)	*0	1	*1	1	*3	4	*6	8	*9	9	11
	GRUNDELER Bastien (FRA)	0	*1	3	*5	5	*6	6	*6	7	*9	9
3	VALERA Alvaro (ESP)	0	*1	3	*4	5	*6	8	*10	11		
	GRUNDELER Bastien (FRA)	*0	1	*1	2	*3	4	*4	4	4		

NOTES

The "Greatest deficit overcome" only applies when the player ends up winning the game.

LEGEND

SM Men's Singles * Server



Match Results

THAINIYOM Rungroj (THA) 3-2 ROSENMEIER Peter (DEN)

Game Summary		Match	Game 1	Game 2	Game 3	Game 4	Game 5
THAINIYOM Rungroj	THA	3	11	5	7	11	11
ROSENMEIER Peter	DEN	2	9	11	11	9	6
Duration:		39min	5 min	5 min	4 min	6 min	5 min

Match No : SM6(18) Table : 2

Umpires : COCHRANE David (GBR) BROWN David (GBR)

Player Statistics	THAINIYOM Rungroj (THA)						ROSENMEIER Peter (DEN)					
	Game					Match	Game					Match
	1	2	3	4	5		1	2	3	4	5	
Points won	11	5	7	11	11	45	9	11	11	9	6	46
Biggest lead	3	1	3	3	6	6	4	7	4	2	1	7
Points won on own serve	6	1	3	7	7	24	5	4	4	6	4	23
Points lost on own serve	4	7	7	3	2	23	5	4	4	4	4	21
Most consecutive points won	5	3	3	4	4	5	5	7	7	4	2	7
Greatest deficit overcome	4	-	-	2	1	4	-	1	3	-	-	3
Handedness/Grip	Left/Shakehand						Left/Shakehand					

Game/Match Statistics	Game					Match
	1	2	3	4	5	
Longest rally (strokes)	9	17	21	12	11	21
Average rally	4	6	5	5	6	5

Game Progress

1	THAINIYOM Rungroj (THA)	*0	1	*1	1	*3	5	*6	8	*9	10	11
	ROSENMEIER Peter (DEN)	0	*1	3	*5	5	*5	6	*6	7	*8	9
2	THAINIYOM Rungroj (THA)	0	*1	1	*1	1	*2	3	*5	5		
	ROSENMEIER Peter (DEN)	*0	1	*3	5	*7	8	*9	9	11		
3	THAINIYOM Rungroj (THA)	*0	1	*3	3	*5	6	*6	6	*6	7	
	ROSENMEIER Peter (DEN)	0	*1	1	*3	3	*4	6	*8	10	11	
4	THAINIYOM Rungroj (THA)	0	*1	2	*4	5	*5	6	*6	8	*9	11
	ROSENMEIER Peter (DEN)	*0	1	*2	2	*3	5	*6	8	*8	9	9
5	THAINIYOM Rungroj (THA)	*0	1	*3	4	*5	7	*8	10	*10	11	
	ROSENMEIER Peter (DEN)	0	*1	1	*2	3	*3	4	*4	6	6	6

NOTES
The "Greatest deficit overcome" only applies when the player ends up winning the game.

LEGEND
SM Men's Singles * Server



Match Results

ROSENMEIER Peter (DEN) 3-1 GRUNDELER Bastien (FRA)

Game Summary		Match	Game 1	Game 2	Game 3	Game 4	Game 5
ROSENMEIER Peter	DEN	3	11	11	11	11	
GRUNDELER Bastien	FRA	1	9	8	13	5	
Duration:		29min	6 min	6 min	6 min	5 min	

Match No : SM6(19) Table : 4

Umpires : GAMAL Abdel Nasser (EGY) LEE Soon-Ju (KOR)

Player Statistics	ROSENMEIER Peter (DEN)					Match	GRUNDELER Bastien (FRA)					Match
	Game						Game					
	1	2	3	4	5		1	2	3	4	5	
Points won	11	11	11	11		44	9	8	13	5		35
Biggest lead	3	3	1	6		6	2	2	3	1		3
Points won on own serve	6	5	5	5		21	5	3	6	2		16
Points lost on own serve	4	5	7	3		19	5	6	6	6		23
Most consecutive points won	3	5	3	6		6	4	3	3	4		4
Greatest deficit overcome	2	2	-	1		2	-	-	1	-		1
Handedness/Grip	Left/Shakehand						Left/Shakehand					

Game/Match Statistics	Game					Match
	1	2	3	4	5	
Longest rally (strokes)	10	9	8	6		10
Average rally	4	4	4	4		4

Game Progress

1	ROSENMEIER Peter (DEN)	0	*2	3	*4	4	*5	6	*6	8	*9	11	GRUNDELER Bastien (FRA)	*0	0	*1	2	*4	5	*6	8	*8	9	9								
2	ROSENMEIER Peter (DEN)	*0	1	*1	3	*4	4	*6	6	*8	10	11	GRUNDELER Bastien (FRA)	0	*1	3	*3	4	*6	6	*8	8	*8	8	8							
3	ROSENMEIER Peter (DEN)	0	*1	1	*3	3	*5	6	*6	7	*8	10	*10	11	*11	11	GRUNDELER Bastien (FRA)	*0	1	*3	3	*5	5	*6	8	*9	10	*10	11	*11	12	13
4	ROSENMEIER Peter (DEN)	*0	2	*3	3	*4	6	*8	9	11			GRUNDELER Bastien (FRA)	0	*0	1	*3	4	*4	4	*5	5										

NOTES

The "Greatest deficit overcome" only applies when the player ends up winning the game.

LEGEND

SM Men's Singles * Server



Match Results

THAINIYOM Rungroj (THA) 3-0 VALERA Alvaro (ESP)

Game Summary		Match	Game 1	Game 2	Game 3	Game 4	Game 5
THAINIYOM Rungroj	THA	3	11	11	12		
VALERA Alvaro	ESP	0	8	8	10		
Duration:		23min	5 min	6 min	7 min		

Match No : SM6(20) Table : 2

Umpires : BORODAVCHENKO Igor (RUS) DEMARIO Leonor (BRA)

Player Statistics	THAINIYOM Rungroj (THA)					Match	VALERA Alvaro (ESP)					Match
	Game						Game					
	1	2	3	4	5		1	2	3	4	5	
Points won	11	11	12			34	8	8	10			26
Biggest lead	3	3	2			3	1	4	2			4
Points won on own serve	6	6	5			17	4	5	4			13
Points lost on own serve	4	3	6			13	5	5	7			17
Most consecutive points won	3	5	2			5	3	4	2			4
Greatest deficit overcome	1	4	2			4	-	-	-			-
Handedness/Grip	Left/Shakehand						Right/Shakehand					

Game/Match Statistics	Game					Match
	1	2	3	4	5	
Longest rally (strokes)	7	11	22			22
Average rally	4	6	7			5

Game Progress

1	THAINIYOM Rungroj (THA)	*0	1	*3	3	*4	6	*6	8	*9	10	11		
	VALERA Alvaro (ESP)	0	*1	1	*3	4	*4	6	*6	7	*8	8		
2	THAINIYOM Rungroj (THA)	0	*0	0	*2	4	*5	6	*7	9	*10	11		
	VALERA Alvaro (ESP)	*0	2	*4	4	*4	5	*6	7	*7	8	8		
3	THAINIYOM Rungroj (THA)	*0	1	*2	3	*4	4	*6	7	*8	9	*10	11	12
	VALERA Alvaro (ESP)	0	*1	2	*3	4	*6	6	*7	8	*9	10	*10	10

NOTES

The "Greatest deficit overcome" only applies when the player ends up winning the game.

LEGEND

SM Men's Singles * Server



Player Statistics

As of SUN 2 SEP 2012

Players	NPC	Matches				Games				Match Duration	
		Played	Won	Lost	%Won	Played	Won	Lost	%Won	All	Average
ALECCI Raimondo	ITA	3	1	2	33%	12	5	7	42%	1h12min	24min
Right/Shakehand		Points Won				Points Lost					
C6		Total	Own Serve:	51	Most Consecutive:	9	Total	Own Serve:	52	Most Consecutive:	8
		98	Opp. Serve:	47	GDO:	5	110	Opp. Serve:	58	GLL:	2
CHEN Chao	CHN	3	2	1	67%	9	6	3	67%	55min	18min
Left/Shakehand		Points Won				Points Lost					
C6		Total	Own Serve:	51	Most Consecutive:	8	Total	Own Serve:	22	Most Consecutive:	7
		87	Opp. Serve:	36	GDO:	4	61	Opp. Serve:	39	GLL:	3
CHOY Hing Lam	HKG	3	2	1	67%	10	6	4	60%	1h3min	21min
Right/Shakehand		Points Won				Points Lost					
C6		Total	Own Serve:	51	Most Consecutive:	8	Total	Own Serve:	36	Most Consecutive:	7
		86	Opp. Serve:	35	GDO:	1	88	Opp. Serve:	52	GLL:	2
ESAULOV Alexander	RUS	3	2	1	67%	10	6	4	60%	53min	18min
Right/Shakehand		Points Won				Points Lost					
C6		Total	Own Serve:	56	Most Consecutive:	6	Total	Own Serve:	34	Most Consecutive:	4
		100	Opp. Serve:	44	GDO:	3	80	Opp. Serve:	46	GLL:	2
FERNANDEZ Thomas	FRA	2	1	1	50%	8	3	5	38%	59min	30min
Right/Shakehand		Points Won				Points Lost					
C6		Total	Own Serve:	33	Most Consecutive:	5	Total	Own Serve:	38	Most Consecutive:	8
		63	Opp. Serve:	30	GDO:	3	79	Opp. Serve:	41	GLL:	4
GREGOROVIC Vjekoslav	CRO	2	0	2	0%	8	2	6	25%	1h9min	35min
Left/Shakehand		Points Won				Points Lost					
C6		Total	Own Serve:	56	Most Consecutive:	6	Total	Own Serve:	37	Most Consecutive:	6
		87	Opp. Serve:	31	GDO:	4	99	Opp. Serve:	62	GLL:	4
GRUNDELER Bastien	FRA	3	1	2	33%	10	4	6	40%	1h2min	21min
Left/Shakehand		Points Won				Points Lost					
C6		Total	Own Serve:	42	Most Consecutive:	8	Total	Own Serve:	49	Most Consecutive:	6
		84	Opp. Serve:	42	GDO:	1	94	Opp. Serve:	45	GLL:	4
ITAI Junki	JPN	2	0	2	0%	8	2	6	25%	54min	27min
Right/Shakehand		Points Won				Points Lost					
C6		Total	Own Serve:	29	Most Consecutive:	6	Total	Own Serve:	39	Most Consecutive:	8
		55	Opp. Serve:	26	GDO:	1	82	Opp. Serve:	43	GLL:	3
KUSIAK Thomasz	GER	2	1	1	50%	8	4	4	50%	1h1min	31min
Right/Shakehand		Points Won				Points Lost					
C6		Total	Own Serve:	45	Most Consecutive:	6	Total	Own Serve:	41	Most Consecutive:	9
		87	Opp. Serve:	42	GDO:	3	84	Opp. Serve:	43	GLL:	5
MICHELL Carlo	BRA	2	0	2	0%	6	0	6	0%	26min	13min
Left/Shakehand		Points Won				Points Lost					
C6		Total	Own Serve:	17	Most Consecutive:	2	Total	Own Serve:	29	Most Consecutive:	7
		27	Opp. Serve:	10	GDO:	0	66	Opp. Serve:	37	GLL:	1

LEGEND
GDO Greatest deficit overcome **GLL** Greatest lead lost **Opp.** Opponent's



Player Statistics

As of SUN 2 SEP 2012

Players	NPC	Matches				Games				Match Duration	
		Played	Won	Lost	%Won	Played	Won	Lost	%Won	All	Average
PARK Hong Kyu	KOR	2	1	1	50%	7	4	3	57%	39min	20min
Right/Shakehand C6		Points Won				Points Lost					
		Total	Own Serve:	42	Most Consecutive:	7	Total	Own Serve:	24	Most Consecutive:	6
		69	Opp. Serve:	27	GDO:	2	61	Opp. Serve:	37	GLL:	3
RAU Thomas	GER	2	1	1	50%	9	4	5	44%	1h16min	38min
Left/Shakehand C6		Points Won				Points Lost					
		Total	Own Serve:	57	Most Consecutive:	6	Total	Own Serve:	43	Most Consecutive:	8
		96	Opp. Serve:	39	GDO:	4	103	Opp. Serve:	60	GLL:	4
ROSENMEIER Peter	DEN	3	2	1	67%	12	8	4	67%	1h24min	28min
Left/Shakehand C6		Points Won				Points Lost					
		Total	Own Serve:	62	Most Consecutive:	7	Total	Own Serve:	44	Most Consecutive:	5
		123	Opp. Serve:	61	GDO:	3	92	Opp. Serve:	48	GLL:	4
THAINIYOM Rungroj	THA	3	3	0	100%	11	9	2	82%	1h20min	27min
Left/Shakehand C6		Points Won				Points Lost					
		Total	Own Serve:	61	Most Consecutive:	5	Total	Own Serve:	45	Most Consecutive:	7
		114	Opp. Serve:	53	GDO:	4	96	Opp. Serve:	51	GLL:	3
VALERA Alvaro	ESP	3	2	1	67%	9	6	3	67%	1h2min	21min
Right/Shakehand C6		Points Won				Points Lost					
		Total	Own Serve:	53	Most Consecutive:	7	Total	Own Serve:	31	Most Consecutive:	5
		97	Opp. Serve:	44	GDO:	4	71	Opp. Serve:	40	GLL:	4
WETHERILL David	GBR	2	1	1	50%	9	4	5	44%	1h9min	35min
Right/Shakehand C6		Points Won				Points Lost					
		Total	Own Serve:	50	Most Consecutive:	6	Total	Own Serve:	43	Most Consecutive:	6
		90	Opp. Serve:	40	GDO:	2	97	Opp. Serve:	54	GLL:	3

NOTES
The "Greatest deficit overcome" only applies when the player ends up winning the game and "Greatest lead lost" only when losing.

LEGEND
GDO Greatest deficit overcome **GLL** Greatest lead lost **Opp.** Opponent's



Tournament Statistics

As of SUN 2 SEP 2012

Statistics	Preliminaries	Quarterfinals	Semifinals	Finals	Total
Matches Total	12	4	2	2	20
Game Margin: 3:0	5 42%	4 100%	1 50%	1 50%	11 55%
3:1	4 33%			1 50%	5 25%
3:2	3 25%		1 50%		4 20%
Invalid Results Mark					
Duration: Total	5h12min	1h12min	56min	52min	8h12min
Longest	49min	22min	39min	29min	49min
Shortest	11min	16min	17min	23min	11min
Average	26min	18min	28min	26min	25min
Games Total	46	12	8	7	73
Point Margin 11					
10					
9	2 4%	1 8%			3 4%
8	3 7%	3 25%	1 13%		7 10%
7	6 13%	1 8%	1 13%		8 11%
6	3 7%	1 8%	1 13%	1 14%	6 8%
5	4 9%	1 8%	1 13%		6 8%
4	11 24%	2 17%	1 13%		14 19%
3	3 7%			3 43%	6 8%
2	14 30%	3 25%	3 38%	3 43%	23 32%
Invalid Results Mark					
Duration: Total	4h12min	1h0min	39min	41min	6h32min
Longest	17min	11min	6min	7min	17min
Shortest	3min	3min	4min	5min	3min
Average	5min	5min	5min	6min	5min
Points Total	871	213	140	139	1363
per game	18.93	17.75	17.50	19.86	18.67
Most consecutive won	9	8	7	6	9
Greatest deficit overcome	5	3	4	4	5
Longest rally	19	12	21	22	22
Average rally	4	4	5	5	4

NOTES
The "Greatest deficit overcome" only applies when the player ends up winning the game.



Table Tennis

Men's Singles - Class 7



Entry List by Event

As of FRI 24 AUG 2012

NPC	How Qualified	Name	Date of Birth
BEL - Belgium	QL (10)	DESPINEUX Ben	21 JUN 1986
CHI - Chile	QR (32)	DETTONI Cristian	8 OCT 1974
CHN - People's Republic of China	QR (14)	LIAO Keli	5 JAN 1990
CZE - Czech Republic	QL (9)	HORUT Daniel	4 JAN 1981
	QL (15)	LAMBERT Zbynek	19 SEP 1956
EGY - Egypt	QR (8)	YOUSSEF Sayed	8 MAY 1984
ESP - Spain	QL (7)	MORALES Jordi	17 NOV 1985
FRA - France	QL (16)	DOURBECKER Kevin	20 AUG 1989
	QL (6)	MESSI Stephane	27 NOV 1972
GBR - Great Britain	QR (2)	BAYLEY William	17 JAN 1988
	QL (12)	KARABARDAK Paul	3 OCT 1985
GER - Germany	QL (4)	SCHWINN Thorsten	9 MAR 1977
	QL (5)	WOLLMERT Jochen	22 NOV 1964
ITA - Italy	QI (19)	SCAZZIERI Davide	8 AUG 1972
KOR - Republic of Korea	QL (11)	KIM Young Sung	18 OCT 1965
THA - Thailand	QI (24)	NAMSAGA Yuttana	24 JAN 1965
UKR - Ukraine	QL (3)	NIKOLENKO Maxym	14 AUG 1993
	QL (1)	POPOV Mykhaylo	27 JAN 1985

NOTES

All changes are available in INFO.
(nnn) in "How Qualified" represents the player's singles world ranking as of July 2012.

LEGEND

QI Qualification by Invitation **QL** Qualification by Ranking List **QR** Regional Qualification



Draw

GROUP A

Rk	Name	NPC	UKR	GBR	KOR	Match Points
1	POPOV Mykhaylo	UKR		3:0 (11:8, 11:3, 11:6)	3:0 (11:6, 11:5, 11:4)	4
2	KARABARDAK Paul	GBR	0:3 (8:11, 3:11, 6:11)		3:0 (11:6, 11:3, 11:8)	3
3	KIM Young Sung	KOR	0:3 (6:11, 5:11, 4:11)	0:3 (6:11, 3:11, 8:11)		2

GROUP B

Rk	Name	NPC	GBR	CHN	THA	Match Points
1	BAYLEY William	GBR		3:0 (11:9, 11:7, 11:8)	3:0 (11:9, 11:7, 11:2)	4
2	LIAO Keli	CHN	0:3 (9:11, 7:11, 8:11)		3:1 (11:4, 11:6, 6:11, 11:7)	3
3	NAMSAGA Yuttana	THA	0:3 (9:11, 7:11, 2:11)	1:3 (4:11, 6:11, 11:6, 7:11)		2

GROUP C

Rk	Name	NPC	UKR	BEL	CHI	Match Points
1	NIKOLENKO Maxym	UKR		3:0 (12:10, 11:8, 11:6)	3:0 (11:7, 11:7, 12:10)	4
2	DESPINEUX Ben	BEL	0:3 (10:12, 8:11, 6:11)		3:1 (12:10, 9:11, 11:3, 11:7)	3
3	DETTONI Cristian	CHI	0:3 (7:11, 7:11, 10:12)	1:3 (10:12, 11:9, 3:11, 7:11)		2

GROUP D

Rk	Name	NPC	ESP	GER	FRA	Match Points
1	MORALES Jordi	ESP		3:0 (11:9, 11:8, 11:7)	3:1 (11:8, 5:11, 11:7, 11:8)	4
2	SCHWINN Thorsten	GER	0:3 (9:11, 8:11, 7:11)		3:1 (11:4, 8:11, 11:7, 11:8)	3
3	DOURBECKER Kevin	FRA	1:3 (8:11, 11:5, 7:11, 8:11)	1:3 (4:11, 11:8, 7:11, 8:11)		2



Draw

GROUP E

Rk	Name	NPC	GER	EGY	CZE	Match Points
1	WOLLMERT Jochen	GER		3:0 (11:8, 11:9, 11:2)	3:1 (11:13, 11:9, 11:7, 11:9)	4
2	YOUSSEF Sayed	EGY	0:3 (8:11, 9:11, 2:11)		3:1 (11:6, 11:7, 8:11, 13:11)	3
3	LAMBERT Zbynek	CZE	1:3 (13:11, 9:11, 7:11, 9:11)	1:3 (6:11, 7:11, 11:8, 11:13)		2

GROUP F

Rk	Name	NPC	FRA	CZE	ITA	Match Points
1	MESSI Stephane	FRA		3:0 (11:6, 11:6, 11:8)	3:0 (11:4, 11:2, 11:4)	4
2	HORUT Daniel	CZE	0:3 (6:11, 6:11, 8:11)		3:0 (11:6, 11:8, 11:5)	3
3	SCAZZIERI Davide	ITA	0:3 (4:11, 2:11, 4:11)	0:3 (6:11, 8:11, 5:11)		2

Qualification rule:

First from each group will qualify for the Quarterfinals.

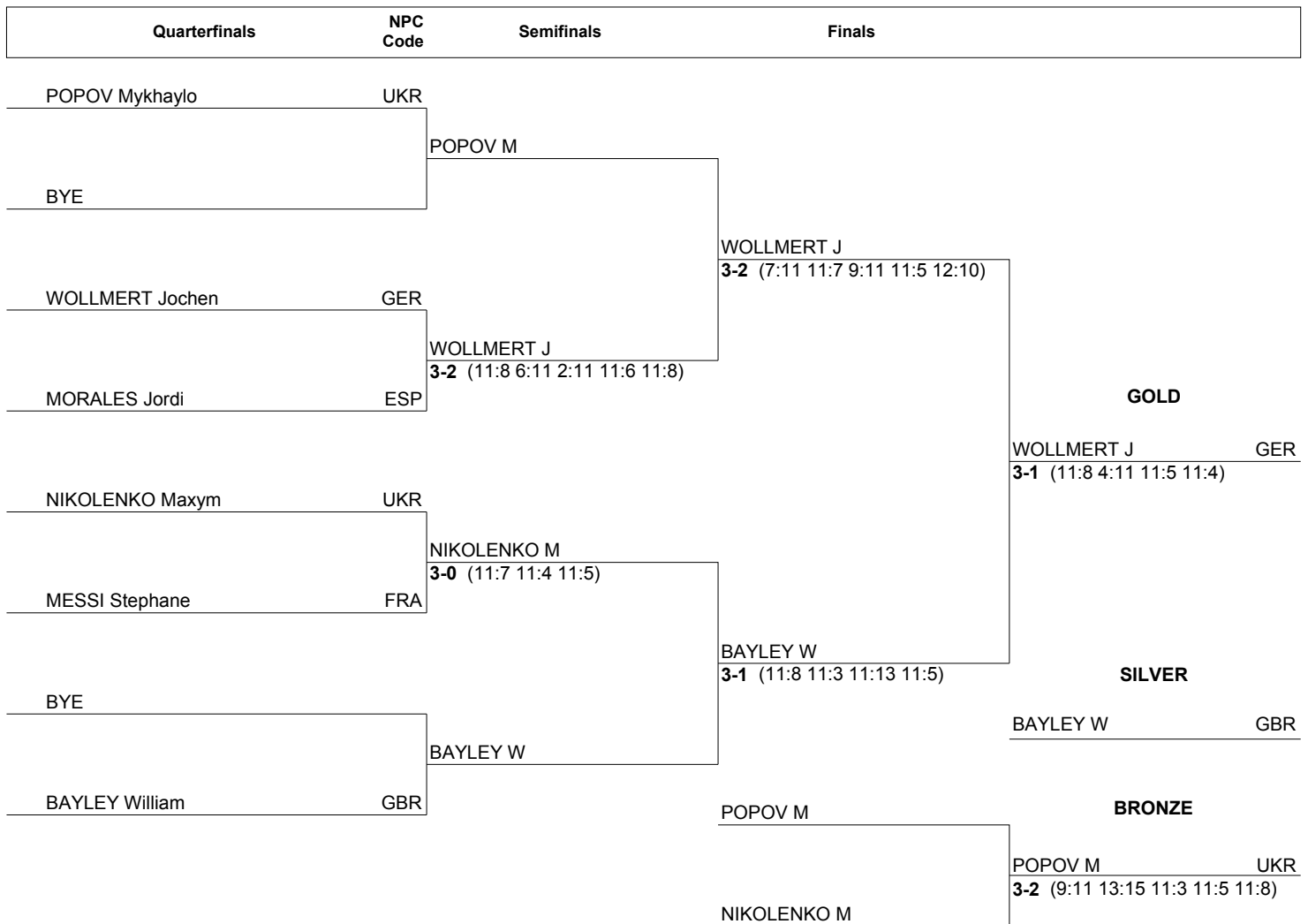
LEGEND

Rk Rank



Draw

QUALIFIED FROM GROUPS				
Group	Rk	Name	NPC	Match Points
A	1	POPOV Mykhaylo	UKR	4
B	1	BAYLEY William	GBR	4
C	1	NIKOLENKO Maxym	UKR	4
D	1	MORALES Jordi	ESP	4
E	1	WOLLMERT Jochen	GER	4
F	1	MESSI Stephane	FRA	4



LEGEND
Rk Rank



Match Results

KARABARDAK Paul (GBR) 3-0 KIM Young Sung (KOR)

Game Summary		Match	Game 1	Game 2	Game 3	Game 4	Game 5
KARABARDAK Paul	GBR	3	11	11	11		
KIM Young Sung	KOR	0	6	3	8		
Duration:		15min	4 min	4 min	5 min		

Match No : SM7(7) Table : 2

Umpires : ATTOOR Satheese (IND) DEMARIO Leonor (BRA)

Player Statistics	KARABARDAK Paul (GBR)					Match	KIM Young Sung (KOR)					Match
	Game						Game					
	1	2	3	4	5		1	2	3	4	5	
Points won	11	11	11			33	6	3	8			17
Biggest lead	5	8	4			8	1	-	-			1
Points won on own serve	4	7	6			17	2	2	5			9
Points lost on own serve	4	1	3			8	7	4	5			16
Most consecutive points won	3	6	4			6	1	2	2			2
Greatest deficit overcome	1	-	-			1	-	-	-			-
Handedness/Grip	Right/Shakehand						Right/Shakehand					

Game/Match Statistics	Game					Match
	1	2	3	4	5	
Longest rally (strokes)	8	13	8			13
Average rally	5	5	4			5

Game Progress

1	KARABARDAK Paul (GBR)	0	*1	2	*4	5	*7	8	*9	10	11	
	KIM Young Sung (KOR)	*0	1	*2	2	*3	3	*4	5	*6	6	
2	KARABARDAK Paul (GBR)	*0	2	*4	6	*6	7	*9	11			
	KIM Young Sung (KOR)	0	*0	0	*0	2	*3	3	3			
3	KARABARDAK Paul (GBR)	0	*1	2	*4	6	*6	7	*8	9	*10	11
	KIM Young Sung (KOR)	*0	1	*2	2	*2	4	*5	6	*7	8	8

NOTES
The "Greatest deficit overcome" only applies when the player ends up winning the game.

LEGEND
SM Men's Singles * Server



Match Results

POPOV Mykhaylo (UKR) 3-0 KARABARDAK Paul (GBR)

Game Summary		Match	Game 1	Game 2	Game 3	Game 4	Game 5
POPOV Mykhaylo	UKR	3	11	11	11		
KARABARDAK Paul	GBR	0	8	3	6		
Duration:		16min	5 min	4 min	4 min		

Match No : SM7(13) Table : 4

Umpires : MONTFORT Neil (AUS) BALGHAITH Alawi (QAT)

Player Statistics	POPOV Mykhaylo (UKR)					Match	KARABARDAK Paul (GBR)					Match
	Game						Game					
	1	2	3	4	5		1	2	3	4	5	
Points won	11	11	11			33	8	3	6			17
Biggest lead	3	8	5			8	4	-	1			4
Points won on own serve	5	4	6			15	3	1	3			7
Points lost on own serve	5	2	3			10	6	7	5			18
Most consecutive points won	5	5	4			5	4	2	2			4
Greatest deficit overcome	4	-	1			4	-	-	-			-
Handedness/Grip	Left/Shakehand						Right/Shakehand					

Game/Match Statistics	Game					Match
	1	2	3	4	5	
Longest rally (strokes)	15	15	9			15
Average rally	6	6	5			6

Game Progress

1	POPOV Mykhaylo (UKR)	*0	0	*0	1	*2	4	*6	6	*8	10	11
	KARABARDAK Paul (GBR)	0	*2	4	*5	6	*6	6	*8	8	*8	8
2	POPOV Mykhaylo (UKR)	0	*2	4	*5	6	*8	9	11			
	KARABARDAK Paul (GBR)	*0	0	*0	1	*2	2	*3	3			
3	POPOV Mykhaylo (UKR)	*0	1	*3	4	*5	7	*8	9	*10	11	
	KARABARDAK Paul (GBR)	0	*1	1	*2	3	*3	4	*5	6	6	

NOTES

The "Greatest deficit overcome" only applies when the player ends up winning the game.

LEGEND

SM Men's Singles * Server



Match Results

POPOV Mykhaylo (UKR) 3-0 KIM Young Sung (KOR)

Game Summary		Match	Game 1	Game 2	Game 3	Game 4	Game 5
POPOV Mykhaylo	UKR	3	11	11	11		
KIM Young Sung	KOR	0	6	5	4		
Duration:		16min	4 min	5 min	5 min		

Match No : SM7(1) Table : 4

Umpires : le PAGE Tim (GBR) FRASER Margot (GBR)

Player Statistics	POPOV Mykhaylo (UKR)					Match	KIM Young Sung (KOR)					Match
	Game						Game					
	1	2	3	4	5		1	2	3	4	5	
Points won	11	11	11			33	6	5	4			15
Biggest lead	7	6	8			8	-	-	2			2
Points won on own serve	7	7	6			20	4	4	1			9
Points lost on own serve	2	1	2			5	4	4	5			13
Most consecutive points won	6	4	9			9	3	2	2			3
Greatest deficit overcome	-	-	2			2	-	-	-			-
Handedness/Grip	Left/Shakehand						Right/Shakehand					

Game/Match Statistics	Game					Match
	1	2	3	4	5	
Longest rally (strokes)	7	6	13			13
Average rally	3	3	4			3

Game Progress

1	POPOV Mykhaylo (UKR)	*0	2	*4	6	*6	8	*9	9	*10	11
	KIM Young Sung (KOR)	0	*0	0	*0	2	*2	3	*5	6	6
2	POPOV Mykhaylo (UKR)	0	*2	4	*5	7	*7	8	*9	11	
	KIM Young Sung (KOR)	*0	0	*0	1	*1	3	*4	5	5	
3	POPOV Mykhaylo (UKR)	*0	0	*2	4	*6	8	*9	10	11	
	KIM Young Sung (KOR)	0	*2	2	*2	2	*2	3	*4	4	

NOTES
The "Greatest deficit overcome" only applies when the player ends up winning the game.

LEGEND
SM Men's Singles * Server



Match Results

LIAO Keli (CHN) 3-1 NAMSAGA Yuttana (THA)

Game Summary		Match	Game 1	Game 2	Game 3	Game 4	Game 5
LIAO Keli	CHN	3	11	11	6	11	
NAMSAGA Yuttana	THA	1	4	6	11	7	
Duration:		22min	4 min	4 min	5 min	5 min	

Match No : SM7(8) Table : 4

Umpires : REYNOLDS Mick (GBR) WILLIAMS Jackie (GBR)

Player Statistics	LIAO Keli (CHN)					Match	NAMSAGA Yuttana (THA)					Match
	Game						Game					
	1	2	3	4	5		1	2	3	4	5	
Points won	11	11	6	11		39	4	6	11	7		28
Biggest lead	7	6	1	4		7	1	-	5	-		5
Points won on own serve	7	6	5	8		26	4	3	8	5		20
Points lost on own serve	0	3	3	2		8	4	5	1	3		13
Most consecutive points won	6	4	2	3		6	2	2	4	2		4
Greatest deficit overcome	1	-	-	-		1	-	-	1	-		1
Handedness/Grip	Left/Shakehand						Right/Shakehand					

Game/Match Statistics	Game					Match
	1	2	3	4	5	
Longest rally (strokes)	7	10	8	7		10
Average rally	3	4	4	3		4

Game Progress

1	LIAO Keli (CHN)	0	*1	3	*3	5	*7	9	*10	11	
	NAMSAGA Yuttana (THA)	*0	1	*1	3	*3	3	*3	4	4	
2	LIAO Keli (CHN)	*0	1	*2	3	*5	6	*8	10	*10	11
	NAMSAGA Yuttana (THA)	0	*1	2	*3	3	*4	4	*4	6	6
3	LIAO Keli (CHN)	0	*1	2	*2	3	*3	5	*5	6	6
	NAMSAGA Yuttana (THA)	*0	1	*2	4	*5	7	*7	9	*10	11
4	LIAO Keli (CHN)	*0	2	*3	4	*4	6	*7	8	*9	11
	NAMSAGA Yuttana (THA)	0	*0	1	*2	4	*4	5	*6	7	7

NOTES
The "Greatest deficit overcome" only applies when the player ends up winning the game.

LEGEND
SM Men's Singles * Server



Match Results

BAYLEY William (GBR) 3-0 LIAO Keli (CHN)

Game Summary		Match	Game 1	Game 2	Game 3	Game 4	Game 5
BAYLEY William	GBR	3	11	11	11		
LIAO Keli	CHN	0	9	7	8		
Duration:		24min	7 min	7 min	7 min		

Match No : SM7(14) Table : 2

Umpires : TICACALA Victor Hugo (ARG) ROBERTS Averil (NZL)

Player Statistics	BAYLEY William (GBR)					Match	LIAO Keli (CHN)					Match
	Game						Game					
	1	2	3	4	5		1	2	3	4	5	
Points won	11	11	11			33	9	7	8			24
Biggest lead	3	4	5			5	1	1	-			1
Points won on own serve	7	5	7			19	6	4	5			15
Points lost on own serve	3	3	3			9	4	6	4			14
Most consecutive points won	4	5	3			5	3	2	3			3
Greatest deficit overcome	1	1	-			1	-	-	-			-
Handedness/Grip	Right/Shakehand						Left/Shakehand					

Game/Match Statistics	Game					Match
	1	2	3	4	5	
Longest rally (strokes)	13	7	10			13
Average rally	4	5	4			4

Game Progress

1	BAYLEY William (GBR)	*0	2	*2	3	*4	6	*7	7	*8	10	11
	LIAO Keli (CHN)	0	*0	2	*3	4	*4	5	*7	8	*8	9
2	BAYLEY William (GBR)	0	*1	2	*3	4	*5	6	*7	9	11	
	LIAO Keli (CHN)	*0	1	*2	3	*4	5	*6	7	*7	7	
3	BAYLEY William (GBR)	*0	2	*3	5	*6	7	*8	9	*9	10	11
	LIAO Keli (CHN)	0	*0	1	*1	2	*3	4	*5	7	*8	8

NOTES
The "Greatest deficit overcome" only applies when the player ends up winning the game.

LEGEND
SM Men's Singles * Server



Match Results

BAYLEY William (GBR) 3-0 NAMSAGA Yuttana (THA)

Game Summary		Match	Game 1	Game 2	Game 3	Game 4	Game 5
BAYLEY William	GBR	3	11	11	11		
NAMSAGA Yuttana	THA	0	9	7	2		
Duration:		20min	6 min	6 min	4 min		

Match No : SM7(2) Table : 2

Umpires : TICACALA Victor Hugo (ARG) RACKO Boris (SVK)

Player Statistics	BAYLEY William (GBR)					Match	NAMSAGA Yuttana (THA)					Match
	Game						Game					
	1	2	3	4	5		1	2	3	4	5	
Points won	11	11	11			33	9	7	2			18
Biggest lead	4	7	9			9	1	-	-			1
Points won on own serve	6	4	6			16	5	3	1			9
Points lost on own serve	4	4	1			9	5	7	5			17
Most consecutive points won	4	7	5			7	4	3	1			4
Greatest deficit overcome	1	-	-			1	-	-	-			-
Handedness/Grip	Right/Shakehand						Right/Shakehand					

Game/Match Statistics	Game					Match
	1	2	3	4	5	
Longest rally (strokes)	9	12	14			14
Average rally	4	5	5			5

Game Progress

1	BAYLEY William (GBR)	*0	1	*3	5	*6	7	*7	8	*8	9	11
	NAMSAGA Yuttana (THA)	0	*1	1	*1	2	*3	5	*6	8	*9	9
2	BAYLEY William (GBR)	0	*2	4	*6	7	*8	9	*10	10	11	
	NAMSAGA Yuttana (THA)	*0	0	*0	0	*1	2	*3	4	*6	7	
3	BAYLEY William (GBR)	*0	2	*3	5	*7	8	*10	11			
	NAMSAGA Yuttana (THA)	0	*0	1	*1	1	*2	2	2			

NOTES

The "Greatest deficit overcome" only applies when the player ends up winning the game.

LEGEND

SM Men's Singles * Server



Match Results

DESPINEUX Ben (BEL) 3-1 DETTONI Cristian (CHI)

Game Summary		Match	Game 1	Game 2	Game 3	Game 4	Game 5
DESPINEUX Ben	BEL	3	12	9	11	11	
DETTONI Cristian	CHI	1	10	11	3	7	
Duration:		24min	5 min	5 min	4 min	5 min	

Match No : SM7(9) Table : 2

Umpires : TONGE Karen (GBR) KARAU Bernhard (GER)

Player Statistics	DESPINEUX Ben (BEL)					Match	DETTONI Cristian (CHI)					Match
	Game						Game					
	1	2	3	4	5		1	2	3	4	5	
Points won	12	9	11	11		43	10	11	3	7		31
Biggest lead	2	2	8	5		8	3	2	-	3		3
Points won on own serve	7	6	6	5		24	6	7	1	4		18
Points lost on own serve	4	4	2	3		13	5	3	5	6		19
Most consecutive points won	4	3	8	8		8	3	4	1	3		4
Greatest deficit overcome	3	-	-	3		3	-	2	-	-		2
Handedness/Grip	Left/Shakehand						Left/Shakehand					

Game/Match Statistics	Game					Match
	1	2	3	4	5	
Longest rally (strokes)	8	8	9	11		11
Average rally	4	4	4	4		4

Game Progress

1	DESPINEUX Ben (BEL)	*0	0	*1	3	*3	5	*6	6	*8	10	*10	11	12	DETTONI Cristian (CHI)	0	*2	3	*3	5	*5	6	*8	8	*8	10	*10	10
2	DESPINEUX Ben (BEL)	0	*1	2	*2	4	*5	7	*8	9	*9	9	DETTONI Cristian (CHI)	*0	1	*2	4	*4	5	*5	6	*7	9	11				
3	DESPINEUX Ben (BEL)	*0	1	*3	5	*7	9	*10	11	DETTONI Cristian (CHI)	0	*1	1	*1	1	*1	2	3										
4	DESPINEUX Ben (BEL)	0	*0	1	*3	5	*7	8	*9	10	11	DETTONI Cristian (CHI)	*0	2	*3	3	*3	3	*4	5	*6	7						

NOTES
The "Greatest deficit overcome" only applies when the player ends up winning the game.

LEGEND
SM Men's Singles * Server



Match Results

NIKOLENKO Maxym (UKR) 3-0 DESPINEUX Ben (BEL)

Game Summary		Match	Game 1	Game 2	Game 3	Game 4	Game 5
NIKOLENKO Maxym	UKR	3	12	11	11		
DESPINEUX Ben	BEL	0	10	8	6		
Duration:		22min	7 min	7 min	7 min		

Match No : SM7(15) Table : 6

Umpires : TONGE Karen (GBR) le PAGE Tim (GBR)

Player Statistics	NIKOLENKO Maxym (UKR)						DESPINEUX Ben (BEL)					
	Game					Match	Game					Match
	1	2	3	4	5		1	2	3	4	5	
Points won	12	11	11			34	10	8	6			24
Biggest lead	2	4	5			5	1	-	-			1
Points won on own serve	6	5	5			16	5	3	3			11
Points lost on own serve	5	5	3			13	6	6	6			18
Most consecutive points won	3	3	4			4	3	4	2			4
Greatest deficit overcome	1	-	-			1	-	-	-			-
Handedness/Grip	Right/Shakehand						Left/Shakehand					

Game/Match Statistics	Game					Match
	1	2	3	4	5	
Longest rally (strokes)	9	13	10			13
Average rally	5	5	5			5

Game Progress

1	NIKOLENKO Maxym (UKR)	0	*2	3	*4	5	*5	6	*7	9	*10	10	*11	12
	DESPINEUX Ben (BEL)	*0	0	*1	2	*3	5	*6	7	*7	8	*10	10	10
2	NIKOLENKO Maxym (UKR)	*0	1	*3	4	*6	7	*7	7	*8	10	11		
	DESPINEUX Ben (BEL)	0	*1	1	*2	2	*3	5	*7	8	*8	8		
3	NIKOLENKO Maxym (UKR)	*0	2	*4	4	*5	7	*8	9	*10	11			
	DESPINEUX Ben (BEL)	0	*0	0	*2	3	*3	4	*5	6	6			

NOTES

The "Greatest deficit overcome" only applies when the player ends up winning the game.

LEGEND

SM Men's Singles * Server



Match Results

NIKOLENKO Maxym (UKR) 3-0 DETTONI Cristian (CHI)

Game Summary		Match	Game 1	Game 2	Game 3	Game 4	Game 5
NIKOLENKO Maxym	UKR	3	11	11	12		
DETTONI Cristian	CHI	0	7	7	10		
Duration:		17min	6 min	6 min	7 min		

Match No : SM7(3) Table : 6

Umpires : KARAU Bernhard (GER) TONGE Karen (GBR)

Player Statistics	NIKOLENKO Maxym (UKR)					Match	DETTONI Cristian (CHI)					Match
	Game						Game					
	1	2	3	4	5		1	2	3	4	5	
Points won	11	11	12			34	7	7	10			24
Biggest lead	4	4	4			4	2	1	-			2
Points won on own serve	7	6	6			19	3	5	5			13
Points lost on own serve	4	2	5			11	4	5	6			15
Most consecutive points won	5	4	2			5	5	2	4			5
Greatest deficit overcome	2	1	-			2	-	-	-			-
Handedness/Grip	Right/Shakehand						Left/Shakehand					

Game/Match Statistics	Game					Match
	1	2	3	4	5	
Longest rally (strokes)	11	9	12			12
Average rally	3	4	4			4

Game Progress

1	NIKOLENKO Maxym (UKR)	*0	*1	*3	4	*4	4	*6	8	*9	11			
	DETTONI Cristian (CHI)	0	1	1	*2	4	*6	6	*6	7	7			
2	NIKOLENKO Maxym (UKR)	0	*1	2	*3	5	*6	7	*8	10	11			
	DETTONI Cristian (CHI)	*0	1	*2	3	*3	4	*5	6	*6	7			
3	NIKOLENKO Maxym (UKR)	*0	2	*3	4	*6	6	*6	8	*9	9	*10	11	12
	DETTONI Cristian (CHI)	0	*0	1	*2	2	*4	6	*6	7	*9	10	*10	10

NOTES
The "Greatest deficit overcome" only applies when the player ends up winning the game.

LEGEND
SM Men's Singles * Server



Match Results

MORALES Jordi (ESP) 3-1 DOURBECKER Kevin (FRA)

Game Summary		Match	Game 1	Game 2	Game 3	Game 4	Game 5
MORALES Jordi	ESP	3	11	5	11	11	
DOURBECKER Kevin	FRA	1	8	11	7	8	
Duration:		27min	6 min	5 min	5 min	5 min	

Match No : SM7(10) Table : 4

Umpires : BROWN David (GBR) ABDEL NASSER Gamal (EGY)

Player Statistics	MORALES Jordi (ESP)					Match	DOURBECKER Kevin (FRA)					Match
	Game						Game					
	1	2	3	4	5		1	2	3	4	5	
Points won	11	5	11	11		38	8	11	7	8		34
Biggest lead	4	-	7	4		7	1	6	-	1		6
Points won on own serve	5	3	5	5		18	4	6	4	3		17
Points lost on own serve	4	5	3	5		17	6	2	6	6		20
Most consecutive points won	3	2	5	2		5	3	5	4	2		5
Greatest deficit overcome	1	-	-	1		1	-	-	-	-		-
Handedness/Grip	Right/Shakehand						Left/Shakehand					

Game/Match Statistics	Game					Match
	1	2	3	4	5	
Longest rally (strokes)	10	19	9	9		19
Average rally	5	6	4	4		5

Game Progress

1	MORALES Jordi (ESP)	0	*1	2	*4	5	*6	8	*9	9	*10	11
	DOURBECKER Kevin (FRA)	*0	1	*2	2	*3	4	*4	5	*7	8	8
2	MORALES Jordi (ESP)	*0	0	*1	2	*3	3	*3	5			5
	DOURBECKER Kevin (FRA)	0	*2	3	*4	5	*7	9	*9			11
3	MORALES Jordi (ESP)	0	*2	4	*5	7	*8	9	*10	10		11
	DOURBECKER Kevin (FRA)	*0	0	*0	1	*1	2	*3	4	*6		7
4	MORALES Jordi (ESP)	*0	1	*2	4	*5	6	*8	9	*10	10	11
	DOURBECKER Kevin (FRA)	0	*1	2	*2	3	*4	4	*5	6	*8	8

NOTES
The "Greatest deficit overcome" only applies when the player ends up winning the game.

LEGEND
SM Men's Singles * Server



Match Results

MORALES Jordi (ESP) 3-0 SCHWINN Thorsten (GER)

Game Summary		Match	Game 1	Game 2	Game 3	Game 4	Game 5
MORALES Jordi	ESP	3	11	11	11		
SCHWINN Thorsten	GER	0	9	8	7		
Duration:		25min	7 min	6 min	7 min		

Match No : SM7(16) Table : 8

Umpires : COCHRANE David (GBR) BROWN David (GBR)

Player Statistics	MORALES Jordi (ESP)					Match	SCHWINN Thorsten (GER)					Match
	Game						Game					
	1	2	3	4	5		1	2	3	4	5	
Points won	11	11	11			33	9	8	7			24
Biggest lead	2	3	6			6	2	3	1			3
Points won on own serve	7	8	4			19	6	6	3			15
Points lost on own serve	3	2	4			9	4	3	7			14
Most consecutive points won	3	3	5			5	4	4	3			4
Greatest deficit overcome	2	3	1			3	-	-	-			-
Handedness/Grip	Right/Shakehand						Right/Shakehand					

Game/Match Statistics	Game					Match
	1	2	3	4	5	
Longest rally (strokes)	14	12	7			14
Average rally	5	6	4			5

Game Progress

1	MORALES Jordi (ESP)	0	*2	2	*2	4	*5	6	*6	8	*9	11
	SCHWINN Thorsten (GER)	*0	0	*2	4	*4	5	*6	8	*8	9	9
2	MORALES Jordi (ESP)	*0	1	*1	2	*3	5	*6	8	*8	10	11
	SCHWINN Thorsten (GER)	0	*1	3	*4	5	*5	6	*6	8	*8	8
3	MORALES Jordi (ESP)	0	*1	2	*4	5	*6	8	*10	10	11	
	SCHWINN Thorsten (GER)	*0	1	*2	2	*3	4	*4	4	*6	7	

NOTES
The "Greatest deficit overcome" only applies when the player ends up winning the game.

LEGEND
SM Men's Singles * Server



Match Results

SCHWINN Thorsten (GER) 3-1 DOURBECKER Kevin (FRA)

Game Summary		Match	Game 1	Game 2	Game 3	Game 4	Game 5
SCHWINN Thorsten	GER	3	11	8	11	11	
DOURBECKER Kevin	FRA	1	4	11	7	8	
Duration:		27min	4 min	6 min	5 min	6 min	

Match No : SM7(4) Table : 8

Umpires : ABDEL NASSER Gamal (EGY) BROWN David (GBR)

Player Statistics	SCHWINN Thorsten (GER)					Match	DOURBECKER Kevin (FRA)					Match
	Game						Game					
	1	2	3	4	5		1	2	3	4	5	
Points won	11	8	11	11		41	4	11	7	8		30
Biggest lead	7	3	5	3		7	-	3	-	5		5
Points won on own serve	5	2	5	5		17	2	3	4	3		12
Points lost on own serve	2	8	3	5		18	6	6	6	6		24
Most consecutive points won	7	3	3	5		7	3	3	3	4		4
Greatest deficit overcome	-	-	-	5		5	-	3	-	-		3
Handedness/Grip	Right/Shakehand						Left/Shakehand					

Game/Match Statistics	Game					Match
	1	2	3	4	5	
Longest rally (strokes)	11	11	18	13		18
Average rally	5	6	6	7		6

Game Progress

1	SCHWINN Thorsten (GER)	0	*2	4	*6	7	*7	8	*10	11		
	DOURBECKER Kevin (FRA)	*0	0	*0	0	*1	3	*4	4	4		
2	SCHWINN Thorsten (GER)	*0	2	*3	3	*5	5	*6	6	*8	8	
	DOURBECKER Kevin (FRA)	0	*0	1	*3	3	*5	6	*8	8	*10	11
3	SCHWINN Thorsten (GER)	0	*1	3	*4	5	*7	8	*8	9	11	
	DOURBECKER Kevin (FRA)	*0	1	*1	2	*3	3	*4	6	*7	7	
4	SCHWINN Thorsten (GER)	*0	0	*0	1	*2	4	*6	7	*9	10	11
	DOURBECKER Kevin (FRA)	0	*2	4	*5	6	*6	6	*7	7	*8	8

NOTES

The "Greatest deficit overcome" only applies when the player ends up winning the game.

LEGEND

SM Men's Singles * Server



Match Results

YOUSSEF Sayed (EGY) 3-1 LAMBERT Zbynek (CZE)

Game Summary		Match	Game 1	Game 2	Game 3	Game 4	Game 5
YOUSSEF Sayed	EGY	3	11	11	8	13	
LAMBERT Zbynek	CZE	1	6	7	11	11	
Duration:		25min	4 min	5 min	5 min	7 min	

Match No : SM7(11) Table : 6

Umpires : MAY Peter (GBR) LEE Soon-Ju (KOR)

Player Statistics	YOUSSEF Sayed (EGY)					Match	LAMBERT Zbynek (CZE)					Match
	Game						Game					
	1	2	3	4	5		1	2	3	4	5	
Points won	11	11	8	13		43	6	7	11	11		35
Biggest lead	5	4	1	2		5	-	2	3	2		3
Points won on own serve	5	7	4	6		22	3	4	6	5		18
Points lost on own serve	3	3	5	6		17	6	4	4	7		21
Most consecutive points won	5	4	3	3		5	3	3	4	4		4
Greatest deficit overcome	-	2	-	2		2	-	-	1	-		1
Handedness/Grip	Left/Shakehand						Right/Shakehand					

Game/Match Statistics	Game					Match
	1	2	3	4	5	
Longest rally (strokes)	7	10	10	16		16
Average rally	4	4	5	6		5

Game Progress

1	YOUSSEF Sayed (EGY)	0	*2	4	*5	6	*7	7	*8	10	11	LAMBERT Zbynek (CZE)	*0	0	*0	1	*2	3	*5	6	*6	6										
2	YOUSSEF Sayed (EGY)	*0	1	*1	2	*4	5	*6	8	*9	11	LAMBERT Zbynek (CZE)	0	*1	3	*4	4	*5	6	*6	7	7										
3	YOUSSEF Sayed (EGY)	0	*1	2	*2	4	*5	6	*7	7	*8	8	LAMBERT Zbynek (CZE)	*0	1	*2	4	*4	5	*6	7	*9	10	11								
4	YOUSSEF Sayed (EGY)	*0	0	*2	2	*3	5	*6	8	*8	8	*10	11	*11	12	13	LAMBERT Zbynek (CZE)	0	*2	2	*4	5	*5	6	*6	8	*10	10	*10	11	*11	11

NOTES

The "Greatest deficit overcome" only applies when the player ends up winning the game.

LEGEND

SM Men's Singles * Server



Match Results

WOLLMERT Jochen (GER) 3-0 YOUSSEF Sayed (EGY)

Game Summary		Match	Game 1	Game 2	Game 3	Game 4	Game 5
WOLLMERT Jochen	GER	3	11	11	11		
YOUSSEF Sayed	EGY	0	8	9	2		
Duration:		18min	4 min	5 min	4 min		

Match No : SM7(17) Table : 2

Umpires : MAY Peter (GBR) HIGGINS Peter (GBR)

Player Statistics	WOLLMERT Jochen (GER)					Match	YOUSSEF Sayed (EGY)					Match
	Game						Game					
	1	2	3	4	5		1	2	3	4	5	
Points won	11	11	11			33	8	9	2			19
Biggest lead	3	2	9			9	-	6	1			6
Points won on own serve	5	4	6			15	5	3	2			10
Points lost on own serve	3	6	0			9	6	7	5			18
Most consecutive points won	2	5	8			8	2	6	1			6
Greatest deficit overcome	-	6	1			6	-	-	-			-
Handedness/Grip	Right/Shakehand						Left/Shakehand					

Game/Match Statistics	Game					Match
	1	2	3	4	5	
Longest rally (strokes)	9	16	13			16
Average rally	4	5	4			4

Game Progress

1	WOLLMERT Jochen (GER)	0	*2	2	*3	5	*5	6	7	9	*10	11
	YOUSSEF Sayed (EGY)	*0	0	*2	3	*3	5	*6	*7	*7	8	8
2	WOLLMERT Jochen (GER)	*0	0	*0	0	*1	3	*5	6	*8	9	11
	YOUSSEF Sayed (EGY)	0	*2	4	*6	7	*7	7	*8	8	*9	9
3	WOLLMERT Jochen (GER)	0	*1	3	*5	7	*8	10	11			
	YOUSSEF Sayed (EGY)	*0	1	*1	1	*1	2	*2	2			

NOTES

The "Greatest deficit overcome" only applies when the player ends up winning the game.

LEGEND

SM Men's Singles * Server



Match Results

WOLLMERT Jochen (GER) 3-1 LAMBERT Zbynek (CZE)

Game Summary		Match	Game 1	Game 2	Game 3	Game 4	Game 5
WOLLMERT Jochen	GER	3	11	11	11	11	
LAMBERT Zbynek	CZE	1	13	9	7	9	
Duration:		27min	5 min	5 min	5 min	5 min	

Match No : SM7(5) Table : 2

Umpires : CURTIS Neil (GBR) COCHRANE David (GBR)

Player Statistics	WOLLMERT Jochen (GER)					Match	LAMBERT Zbynek (CZE)					Match
	Game						Game					
	1	2	3	4	5		1	2	3	4	5	
Points won	11	11	11	11		44	13	9	7	9		38
Biggest lead	4	3	4	5		5	2	3	2	-		3
Points won on own serve	4	3	4	5		16	5	2	3	4		14
Points lost on own serve	8	7	4	5		24	7	8	7	6		28
Most consecutive points won	3	6	5	5		6	4	3	3	4		4
Greatest deficit overcome	-	3	2	-		3	4	-	-	-		4
Handedness/Grip	Right/Shakehand						Right/Shakehand					

Game/Match Statistics	Game					Match
	1	2	3	4	5	
Longest rally (strokes)	7	9	10	7		10
Average rally	4	4	5	4		4

Game Progress

1	WOLLMERT Jochen (GER)	0	*1	2	*4	5	*7	7	*8	10	*10	10	*11	11	*11	11
	LAMBERT Zbynek (CZE)	*0	1	*2	2	*3	3	*5	6	*6	8	*10	10	*11	12	13
2	WOLLMERT Jochen (GER)	*0	0	*2	2	*3	5	*7	8	*9	9	11				
	LAMBERT Zbynek (CZE)	0	*2	2	*4	5	*5	5	*6	7	*9	9				
3	WOLLMERT Jochen (GER)	0	*1	2	*3	3	*5	7	*8	9	11					
	LAMBERT Zbynek (CZE)	*0	1	*2	3	*5	5	*5	6	*7	7					
4	WOLLMERT Jochen (GER)	*0	2	*4	5	*5	6	*7	7	*9	10	11				
	LAMBERT Zbynek (CZE)	0	*0	0	*1	3	*4	5	*7	7	*8	9				

NOTES
The "Greatest deficit overcome" only applies when the player ends up winning the game.

LEGEND
SM Men's Singles * Server



Match Results

HORUT Daniel (CZE) 3-0 SCAZZIERI Davide (ITA)

Game Summary		Match	Game 1	Game 2	Game 3	Game 4	Game 5
HORUT Daniel	CZE	3	11	11	11		
SCAZZIERI Davide	ITA	0	6	8	5		
Duration:		14min	4 min	4 min	4 min		

Match No : SM7(12) Table : 8

Umpires : REID Lynda (GBR) WILLIAMSON Robert (GBR)

Player Statistics	HORUT Daniel (CZE)					Match	SCAZZIERI Davide (ITA)					Match	
	Game						Match	Game					
	1	2	3	4	5			1	2	3	4		5
Points won	11	11	11			33	6	8	5			19	
Biggest lead	5	3	6			6	-	3	2			3	
Points won on own serve	6	4	4			14	3	3	1			7	
Points lost on own serve	3	5	4			12	5	7	7			19	
Most consecutive points won	5	3	6			6	1	4	2			4	
Greatest deficit overcome	-	3	2			3	-	-	-			-	
Handedness/Grip	Left/Shakehand						Right/Shakehand						

Game/Match Statistics	Game					Match
	1	2	3	4	5	
Longest rally (strokes)	9	8	14			14
Average rally	4	5	4			4

Game Progress

1	HORUT Daniel (CZE)	*0	1	*2	3	*4	5	*7	9	*10	11	
	SCAZZIERI Davide (ITA)	0	*1	2	*3	4	*5	5	*5	6	6	
2	HORUT Daniel (CZE)	0	*2	2	*3	3	*4	6	*7	8	*10	11
	SCAZZIERI Davide (ITA)	*0	0	*2	3	*5	6	*6	7	*8	8	8
3	HORUT Daniel (CZE)	*0	0	*2	3	*4	5	*7	9	11		
	SCAZZIERI Davide (ITA)	0	*2	2	*3	4	*5	5	*5	5		

NOTES

The "Greatest deficit overcome" only applies when the player ends up winning the game.

LEGEND

SM Men's Singles * Server



Match Results

MESSI Stephane (FRA) 3-0 HORUT Daniel (CZE)

Game Summary		Match	Game 1	Game 2	Game 3	Game 4	Game 5
MESSI Stephane	FRA	3	11	11	11		
HORUT Daniel	CZE	0	6	6	8		
Duration:		17min	4 min	3 min	4 min		

Match No : SM7(18) Table : 4

Umpires : EDWARDS David (GBR) WILLIAMSON Robert (GBR)

Player Statistics	MESSI Stephane (FRA)					Match	HORUT Daniel (CZE)					Match
	Game						Game					
	1	2	3	4	5		1	2	3	4	5	
Points won	11	11	11			33	6	6	8			20
Biggest lead	6	7	4			7	-	-	3			3
Points won on own serve	7	3	4			14	4	1	2			7
Points lost on own serve	2	5	6			13	4	8	7			19
Most consecutive points won	6	3	5			6	4	2	3			4
Greatest deficit overcome	-	-	3			3	-	-	-			-
Handedness/Grip	Right/Shakehand						Left/Shakehand					

Game/Match Statistics	Game					Match
	1	2	3	4	5	
Longest rally (strokes)	7	10	13			13
Average rally	4	6	5			5

Game Progress

1	MESSI Stephane (FRA)	*0	2	*4	6	*6	6	*7	9	*10	11	
	HORUT Daniel (CZE)	0	*0	0	*0	2	*4	5	*5	6	6	
2	MESSI Stephane (FRA)	0	*2	3	*5	6	*8	9	*10	10	11	
	HORUT Daniel (CZE)	*0	0	*1	1	*2	2	*3	4	*6	6	
3	MESSI Stephane (FRA)	*0	0	*1	3	*5	6	*7	8	*10	10	11
	HORUT Daniel (CZE)	0	*2	3	*3	3	*4	5	*6	6	*8	8

NOTES
The "Greatest deficit overcome" only applies when the player ends up winning the game.

LEGEND
SM Men's Singles * Server



Match Results

MESSI Stephane (FRA) 3-0 SCAZZIERI Davide (ITA)

Game Summary		Match	Game 1	Game 2	Game 3	Game 4	Game 5
MESSI Stephane	FRA	3	11	11	11		
SCAZZIERI Davide	ITA	0	4	2	4		
Duration:		17min	4 min	3 min	4 min		

Match No : SM7(6) Table : 4

Umpires : FOOTE Ben (GBR) EDWARDS David (GBR)

Player Statistics	MESSI Stephane (FRA)					Match	SCAZZIERI Davide (ITA)					Match
	Game						Game					
	1	2	3	4	5		1	2	3	4	5	
Points won	11	11	11			33	4	2	4			10
Biggest lead	7	9	7			9	-	-	-			-
Points won on own serve	6	4	5			15	2	0	1			3
Points lost on own serve	2	2	3			7	5	7	6			18
Most consecutive points won	4	6	4			6	1	2	2			2
Greatest deficit overcome	-	-	-			-	-	-	-			-
Handedness/Grip	Right/Shakehand						Right/Shakehand					

Game/Match Statistics	Game					Match
	1	2	3	4	5	
Longest rally (strokes)	11	11	7			11
Average rally	6	5	4			5

Game Progress

1	MESSI Stephane (FRA)	*0	2	*3	4	*5	7	*9	10	11
	SCAZZIERI Davide (ITA)	0	*0	1	*2	3	*3	3	*4	4
2	MESSI Stephane (FRA)	0	*2	4	*6	6	*8	10	11	
	SCAZZIERI Davide (ITA)	*0	0	*0	0	*2	2	*2	2	
3	MESSI Stephane (FRA)	*0	2	*4	4	*6	7	*8	10	11
	SCAZZIERI Davide (ITA)	0	*0	0	*2	2	*3	4	*4	4

NOTES

The "Greatest deficit overcome" only applies when the player ends up winning the game.

LEGEND

SM Men's Singles * Server



Match Results

WOLLMERT Jochen (GER) 3-2 MORALES Jordi (ESP)

Game Summary		Match	Game 1	Game 2	Game 3	Game 4	Game 5
WOLLMERT Jochen	GER	3	11	6	2	11	11
MORALES Jordi	ESP	2	8	11	11	6	8
Duration:		34min	5 min	5 min	3 min	5 min	5 min

Match No : SM7(19) Table : 6

Umpires : BALGHAITH Alawi (QAT) MONTFORT Neil (AUS)

Player Statistics	WOLLMERT Jochen (GER)						MORALES Jordi (ESP)					
	Game					Match	Game					Match
	1	2	3	4	5		1	2	3	4	5	
Points won	11	6	2	11	11	41	8	11	11	6	8	44
Biggest lead	3	2	-	5	6	6	1	5	9	1	2	9
Points won on own serve	6	4	2	8	8	28	5	6	7	5	7	30
Points lost on own serve	3	5	4	1	1	14	5	2	0	3	3	13
Most consecutive points won	3	4	2	3	6	6	2	7	6	2	3	7
Greatest deficit overcome	1	-	-	1	2	2	-	2	-	-	-	2
Handedness/Grip	Right/Shakehand						Right/Shakehand					

Game/Match Statistics	Game					Match
	1	2	3	4	5	
Longest rally (strokes)	7	8	6	12	11	12
Average rally	4	5	4	5	6	5

Game Progress

1	WOLLMERT Jochen (GER)	0	*1	3	*4	5	*6	7	*8	9	*10	11
	MORALES Jordi (ESP)	*0	1	*1	2	*3	4	*5	6	*7	8	8
2	WOLLMERT Jochen (GER)	*0	1	*1	2	*4	6	*6	6	*6	6	6
	MORALES Jordi (ESP)	0	*1	3	*4	4	*4	6	*8	10	11	11
3	WOLLMERT Jochen (GER)	0	*0	0	*0	2	*2	2	2	2	2	2
	MORALES Jordi (ESP)	*0	2	*4	6	*6	8	*10	11	11	11	11
4	WOLLMERT Jochen (GER)	*0	1	*2	4	*4	6	*7	9	*10	11	11
	MORALES Jordi (ESP)	0	*1	2	*2	4	*4	5	*5	6	6	6
5	WOLLMERT Jochen (GER)	0	*0	2	*3	5	*7	9	*9	10	*10	11
	MORALES Jordi (ESP)	*0	2	*2	3	*3	3	*3	5	*6	8	8

NOTES
The "Greatest deficit overcome" only applies when the player ends up winning the game.

LEGEND
SM Men's Singles * Server



Match Results

NIKOLENKO Maxym (UKR) 3-0 MESSI Stephane (FRA)

Game Summary		Match	Game 1	Game 2	Game 3	Game 4	Game 5
NIKOLENKO Maxym	UKR	3	11	11	11		
MESSI Stephane	FRA	0	7	4	5		
Duration:		17min	4 min	4 min	4 min		

Match No : SM7(20) Table : 8

Umpires : ZHANG Yingqiu (CHN) FRASER Margot (GBR)

Player Statistics	NIKOLENKO Maxym (UKR)					Match	MESSI Stephane (FRA)					Match
	Game						Game					
	1	2	3	4	5		1	2	3	4	5	
Points won	11	11	11			33	7	4	5			16
Biggest lead	5	8	6			8	1	-	2			2
Points won on own serve	7	4	6			17	4	1	3			8
Points lost on own serve	3	3	2			8	4	7	5			16
Most consecutive points won	6	6	5			6	3	3	2			3
Greatest deficit overcome	1	-	2			2	-	-	-			-
Handedness/Grip	Right/Shakehand						Right/Shakehand					

Game/Match Statistics	Game					Match
	1	2	3	4	5	
Longest rally (strokes)	13	10	10			13
Average rally	6	5	4			5

Game Progress

1	NIKOLENKO Maxym (UKR)	*0	1	*2	4	*4	5	*7	9	*10	11
	MESSI Stephane (FRA)	0	*1	2	*2	4	*5	5	*5	6	7
2	NIKOLENKO Maxym (UKR)	0	*2	3	*5	7	*9	9	*10	11	
	MESSI Stephane (FRA)	*0	0	*1	1	*1	1	*3	4	4	
3	NIKOLENKO Maxym (UKR)	*0	0	*2	4	*5	7	*7	9	11	
	MESSI Stephane (FRA)	0	*2	2	*2	3	*3	5	*5	5	

NOTES

The "Greatest deficit overcome" only applies when the player ends up winning the game.

LEGEND

SM Men's Singles * Server



Match Results

WOLLMERT Jochen (GER) 3-2 POPOV Mykhaylo (UKR)

Game Summary		Match	Game 1	Game 2	Game 3	Game 4	Game 5
WOLLMERT Jochen	GER	3	7	11	9	11	12
POPOV Mykhaylo	UKR	2	11	7	11	5	10
Duration:		1h3min	5 min	4 min	7 min	5 min	8 min

Match No : SM7(23) Table : 6

Umpires : WILLIAMS Jackie (GBR) REYNOLDS Mick (GBR)

Player Statistics	WOLLMERT Jochen (GER)						POPOV Mykhaylo (UKR)					
	Game					Match	Game					Match
	1	2	3	4	5		1	2	3	4	5	
Points won	7	11	9	11	12	50	11	7	11	5	10	44
Biggest lead	3	4	6	7	3	7	4	-	2	-	1	4
Points won on own serve	3	9	4	7	5	28	6	6	5	4	4	25
Points lost on own serve	5	1	6	1	6	19	4	2	5	4	7	22
Most consecutive points won	3	3	8	4	3	8	7	2	5	2	3	7
Greatest deficit overcome	-	-	-	-	1	1	3	-	6	-	-	6
Handedness/Grip	Right/Shakehand						Left/Shakehand					

Game/Match Statistics	Game					Match
	1	2	3	4	5	
Longest rally (strokes)	17	8	13	14	30	30
Average rally	5	4	6	5	8	6

Game Progress

1	WOLLMERT Jochen (GER)	0	*1	3	*4	5	*6	6	*6	6	7	POPOV Mykhaylo (UKR)	*0	1	*1	2	*3	4	*6	8	*10	11						
2	WOLLMERT Jochen (GER)	*0	2	*2	4	*4	6	*7	8	*9	11	POPOV Mykhaylo (UKR)	0	*0	2	*2	4	*4	5	*6	7	7						
3	WOLLMERT Jochen (GER)	0	*0	2	*4	6	8	*8	8	*9	*9	9	POPOV Mykhaylo (UKR)	*0	2	*2	2	*2	*2	4	*6	7	9	11				
4	WOLLMERT Jochen (GER)	*0	2	*3	5	*6	8	*9	10	11	POPOV Mykhaylo (UKR)	0	*0	1	*1	2	*2	3	*4	5								
5	WOLLMERT Jochen (GER)	0	*2	3	*4	4	*6	6	*7	9	*9	10	*11	12	POPOV Mykhaylo (UKR)	*0	0	*1	2	*4	4	*6	7	*7	9	*10	10	10

NOTES
The "Greatest deficit overcome" only applies when the player ends up winning the game.

LEGEND
SM Men's Singles * Server



Match Results

BAYLEY William (GBR) 3-1 NIKOLENKO Maxym (UKR)

Game Summary		Match	Game 1	Game 2	Game 3	Game 4	Game 5
BAYLEY William	GBR	3	11	11	11	11	
NIKOLENKO Maxym	UKR	1	8	3	13	5	
Duration:		31min	7 min	5 min	8 min	7 min	

Match No : SM7(24) Table : 2

Umpires : ATTOOR Sathese (IND) KRMEJ Milana (SLO)

Player Statistics	BAYLEY William (GBR)					Match	NIKOLENKO Maxym (UKR)					Match
	Game						Game					
	1	2	3	4	5		1	2	3	4	5	
Points won	11	11	11	11		44	8	3	13	5		29
Biggest lead	3	8	1	6		8	1	-	3	1		3
Points won on own serve	6	4	6	5		21	4	1	7	2		14
Points lost on own serve	4	2	6	3		15	5	7	5	6		23
Most consecutive points won	4	6	2	5		6	4	2	4	2		4
Greatest deficit overcome	1	-	-	1		1	-	-	1	-		1
Handedness/Grip	Right/Shakehand						Right/Shakehand					

Game/Match Statistics	Game					Match
	1	2	3	4	5	
Longest rally (strokes)	12	11	9	11		12
Average rally	6	4	5	5		5

Game Progress

1	BAYLEY William (GBR)	*0	1	*3	4	*4	5	*6	8	*9	10	11				
	NIKOLENKO Maxym (UKR)	0	*1	1	*2	4	*5	6	*6	7	*8	8				
2	BAYLEY William (GBR)	0	*2	4	*6	7	*8	9	11							
	NIKOLENKO Maxym (UKR)	*0	0	*0	0	*1	2	*3	3							
3	BAYLEY William (GBR)	*0	1	*1	2	*3	4	*5	6	*8	9	*10	11	*11	11	11
	NIKOLENKO Maxym (UKR)	0	*1	3	*4	5	*6	7	*8	8	*9	10	*10	11	*12	13
4	BAYLEY William (GBR)	0	*1	2	*3	4	*6	7	*9	11						
	NIKOLENKO Maxym (UKR)	*0	1	*2	3	*4	4	*5	5	5						

NOTES

The "Greatest deficit overcome" only applies when the player ends up winning the game.

LEGEND

SM Men's Singles * Server



Match Results

POPOV Mykhaylo (UKR) 3-2 NIKOLENKO Maxym (UKR)

Game Summary		Match	Game 1	Game 2	Game 3	Game 4	Game 5
POPOV Mykhaylo	UKR	3	9	13	11	11	11
NIKOLENKO Maxym	UKR	2	11	15	3	5	8
Duration:		41min	6 min	8 min	4 min	6 min	6 min

Match No : SM7(25) Table : 4

Umpires : PAYNE Michael (GBR) REYNOLDS Mick (GBR)

Player Statistics	POPOV Mykhaylo (UKR)						Match	NIKOLENKO Maxym (UKR)						Match
	Game					Match		Game					Match	
	1	2	3	4	5			1	2	3	4	5		
Points won	9	13	11	11	11	55	11	15	3	5	8	42		
Biggest lead	1	5	8	6	3	8	3	2	-	1	-	3		
Points won on own serve	5	6	7	6	7	31	6	7	2	3	5	23		
Points lost on own serve	5	8	1	2	3	19	4	7	4	5	4	24		
Most consecutive points won	2	4	4	6	3	6	3	5	1	2	2	5		
Greatest deficit overcome	-	-	-	1	-	1	1	5	-	-	-	5		
Handedness/Grip	Left/Shakehand						Right/Shakehand							

Game/Match Statistics	Game					Match
	1	2	3	4	5	
Longest rally (strokes)	12	11	9	13	20	20
Average rally	6	5	5	6	8	6

Game Progress

1	POPOV Mykhaylo (UKR)	*0	1	*1	2	*3	4	*5	6	*7	8	9							
	NIKOLENKO Maxym (UKR)	0	*1	3	*4	5	*6	7	*8	9	*10	11							
2	POPOV Mykhaylo (UKR)	0	*2	4	*5	6	*6	6	*7	8	*9	10	*11	11	*11	12	*13	13	*13
	NIKOLENKO Maxym (UKR)	*0	0	*0	1	*2	4	*6	7	*8	9	*10	10	*11	12	*12	12	*13	14
		13																	
		15																	
3	POPOV Mykhaylo (UKR)	*0	2	*3	5	*6	7	*9	11										
	NIKOLENKO Maxym (UKR)	0	*0	1	*1	2	*3	3	3										
4	POPOV Mykhaylo (UKR)	0	*1	2	*3	5	*7	8	*9	11									
	NIKOLENKO Maxym (UKR)	*0	1	*2	3	*3	3	*4	5	5									
5	POPOV Mykhaylo (UKR)	*0	2	*3	4	*5	6	*6	8	*9	10	11							
	NIKOLENKO Maxym (UKR)	0	*0	1	*2	3	*4	6	*6	7	*8	8							

NOTES

The "Greatest deficit overcome" only applies when the player ends up winning the game.

LEGEND

SM Men's Singles * Server



Match Results

WOLLMERT Jochen (GER) 3-1 BAYLEY William (GBR)

Game Summary		Match	Game 1	Game 2	Game 3	Game 4	Game 5
WOLLMERT Jochen	GER	3	11	4	11	11	
BAYLEY William	GBR	1	8	11	5	4	
Duration:		28min	6 min	6 min	5 min	6 min	

Match No : SM7(26) Table : 2

Umpires : ZHANG Yingqiu (CHN) TICACALA Victor Hugo (ARG)

Player Statistics	WOLLMERT Jochen (GER)					Match	BAYLEY William (GBR)					Match	
	Game						Match	Game					
	1	2	3	4	5			1	2	3	4		5
Points won	11	4	11	11		37	8	11	5	4		28	
Biggest lead	3	1	6	7		7	-	7	-	-		7	
Points won on own serve	6	2	6	6		20	5	5	3	2		15	
Points lost on own serve	3	6	2	2		13	5	2	5	5		17	
Most consecutive points won	3	3	4	6		6	3	6	2	2		6	
Greatest deficit overcome	-	-	-	-		-	-	1	-	-		1	
Handedness/Grip	Right/Shakehand						Right/Shakehand						

Game/Match Statistics	Game					Match
	1	2	3	4	5	
Longest rally (strokes)	9	10	9	11		11
Average rally	5	5	4	5		5

Game Progress

1	WOLLMERT Jochen (GER)	0	*2	3	*4	5	*5	7	*8	9	*10	11
	BAYLEY William (GBR)	*0	0	*1	2	*3	5	*5	6	*7	8	8
2	WOLLMERT Jochen (GER)	*0	0	*2	3	*3	4	*4	4			4
	BAYLEY William (GBR)	0	*2	2	*3	5	*6	8	*10			11
3	WOLLMERT Jochen (GER)	0	*1	3	*4	4	*6	8	*9			11
	BAYLEY William (GBR)	*0	1	*1	2	*4	4	*4	5			5
4	WOLLMERT Jochen (GER)	*0	2	*2	3	*5	7	*9	10			11
	BAYLEY William (GBR)	0	*0	2	*3	3	*3	3	*4			4

NOTES
The "Greatest deficit overcome" only applies when the player ends up winning the game.

LEGEND
SM Men's Singles * Server



Player Statistics

As of SUN 2 SEP 2012

Players	NPC	Matches				Games				Match Duration	
		Played	Won	Lost	%Won	Played	Won	Lost	%Won	All	Average
BAYLEY William	GBR	4	3	1	75%	14	10	4	71%	1h43min	26min
Right/Shakehand		Points Won				Points Lost					
C7		Total	Own Serve:	71	Most Consecutive:	7	Total	Own Serve:	50	Most Consecutive:	6
		138	Opp. Serve:	67	GDO:	1	108	Opp. Serve:	58	GLL:	1
DESPINEUX Ben	BEL	2	1	1	50%	7	3	4	43%	46min	23min
Left/Shakehand		Points Won				Points Lost					
C7		Total	Own Serve:	35	Most Consecutive:	8	Total	Own Serve:	31	Most Consecutive:	4
		67	Opp. Serve:	32	GDO:	3	65	Opp. Serve:	34	GLL:	2
DETTONI Cristian	CHI	2	0	2	0%	7	1	6	14%	41min	21min
Left/Shakehand		Points Won				Points Lost					
C7		Total	Own Serve:	31	Most Consecutive:	5	Total	Own Serve:	34	Most Consecutive:	8
		55	Opp. Serve:	24	GDO:	2	77	Opp. Serve:	43	GLL:	3
DOURBECKER Kevin	FRA	2	0	2	0%	8	2	6	25%	54min	27min
Left/Shakehand		Points Won				Points Lost					
C7		Total	Own Serve:	29	Most Consecutive:	5	Total	Own Serve:	44	Most Consecutive:	7
		64	Opp. Serve:	35	GDO:	3	79	Opp. Serve:	35	GLL:	5
HORUT Daniel	CZE	2	1	1	50%	6	3	3	50%	31min	16min
Left/Shakehand		Points Won				Points Lost					
C7		Total	Own Serve:	21	Most Consecutive:	6	Total	Own Serve:	31	Most Consecutive:	6
		53	Opp. Serve:	32	GDO:	3	52	Opp. Serve:	21	GLL:	3
KARABARDAK Paul	GBR	2	1	1	50%	6	3	3	50%	31min	16min
Right/Shakehand		Points Won				Points Lost					
C7		Total	Own Serve:	24	Most Consecutive:	6	Total	Own Serve:	26	Most Consecutive:	5
		50	Opp. Serve:	26	GDO:	1	50	Opp. Serve:	24	GLL:	4
KIM Young Sung	KOR	2	0	2	0%	6	0	6	0%	31min	16min
Right/Shakehand		Points Won				Points Lost					
C7		Total	Own Serve:	18	Most Consecutive:	3	Total	Own Serve:	29	Most Consecutive:	9
		31	Opp. Serve:	13	GDO:	0	66	Opp. Serve:	37	GLL:	2
LAMBERT Zbynek	CZE	2	0	2	0%	8	2	6	25%	52min	26min
Right/Shakehand		Points Won				Points Lost					
C7		Total	Own Serve:	32	Most Consecutive:	4	Total	Own Serve:	49	Most Consecutive:	6
		73	Opp. Serve:	41	GDO:	4	87	Opp. Serve:	38	GLL:	3
LIAO Keli	CHN	2	1	1	50%	7	3	4	43%	46min	23min
Left/Shakehand		Points Won				Points Lost					
C7		Total	Own Serve:	41	Most Consecutive:	6	Total	Own Serve:	22	Most Consecutive:	5
		63	Opp. Serve:	22	GDO:	1	61	Opp. Serve:	39	GLL:	1
MESSI Stephane	FRA	3	2	1	67%	9	6	3	67%	51min	17min
Right/Shakehand		Points Won				Points Lost					
C7		Total	Own Serve:	37	Most Consecutive:	6	Total	Own Serve:	36	Most Consecutive:	6
		82	Opp. Serve:	45	GDO:	3	63	Opp. Serve:	27	GLL:	2

LEGEND	GDO Greatest deficit overcome	GLL Greatest lead lost	Opp. Opponent's
---------------	--------------------------------------	-------------------------------	------------------------



Player Statistics

As of SUN 2 SEP 2012

Players	NPC	Matches				Games				Match Duration	
		Played	Won	Lost	%Won	Played	Won	Lost	%Won	All	Average
MORALES Jordi	ESP	3	2	1	67%	12	8	4	67%	1h26min	29min
Right/Shakehand		Points Won				Points Lost					
C7		Total	Own Serve:	67	Most Consecutive:	7	Total	Own Serve:	39	Most Consecutive:	6
		115	Opp. Serve:	48	GDO:	3	99	Opp. Serve:	60	GLL:	2
NAMSAGA Yuttana	THA	2	0	2	0%	7	1	6	14%	42min	21min
Right/Shakehand		Points Won				Points Lost					
C7		Total	Own Serve:	29	Most Consecutive:	4	Total	Own Serve:	30	Most Consecutive:	7
		46	Opp. Serve:	17	GDO:	1	72	Opp. Serve:	42	GLL:	1
NIKOLENKO Maxym	UKR	5	3	2	60%	18	12	6	67%	2h8min	26min
Right/Shakehand		Points Won				Points Lost					
C7		Total	Own Serve:	89	Most Consecutive:	6	Total	Own Serve:	79	Most Consecutive:	6
		172	Opp. Serve:	83	GDO:	5	163	Opp. Serve:	84	GLL:	1
POPOV Mykhaylo	UKR	4	3	1	75%	16	11	5	69%	2h16min	34min
Left/Shakehand		Points Won				Points Lost					
C7		Total	Own Serve:	91	Most Consecutive:	9	Total	Own Serve:	56	Most Consecutive:	8
		165	Opp. Serve:	74	GDO:	6	123	Opp. Serve:	67	GLL:	5
SCAZZIERI Davide	ITA	2	0	2	0%	6	0	6	0%	31min	16min
Right/Shakehand		Points Won				Points Lost					
C7		Total	Own Serve:	10	Most Consecutive:	4	Total	Own Serve:	37	Most Consecutive:	6
		29	Opp. Serve:	19	GDO:	0	66	Opp. Serve:	29	GLL:	3
SCHWINN Thorsten	GER	2	1	1	50%	7	3	4	43%	52min	26min
Right/Shakehand		Points Won				Points Lost					
C7		Total	Own Serve:	32	Most Consecutive:	7	Total	Own Serve:	32	Most Consecutive:	5
		65	Opp. Serve:	33	GDO:	5	63	Opp. Serve:	31	GLL:	3
WOLLMERT Jochen	GER	5	5	0	100%	21	15	6	71%	2h50min	34min
Right/Shakehand		Points Won				Points Lost					
C7		Total	Own Serve:	107	Most Consecutive:	8	Total	Own Serve:	79	Most Consecutive:	7
		205	Opp. Serve:	98	GDO:	6	173	Opp. Serve:	94	GLL:	6
YOUSSEF Sayed	EGY	2	1	1	50%	7	3	4	43%	43min	22min
Left/Shakehand		Points Won				Points Lost					
C7		Total	Own Serve:	32	Most Consecutive:	6	Total	Own Serve:	35	Most Consecutive:	8
		62	Opp. Serve:	30	GDO:	2	68	Opp. Serve:	33	GLL:	6

NOTES
The "Greatest deficit overcome" only applies when the player ends up winning the game and "Greatest lead lost" only when losing.

LEGEND
GDO Greatest deficit overcome GLL Greatest lead lost Opp. Opponent's



Table Tennis

Men's Singles - Class 7



Tournament Statistics

As of SUN 2 SEP 2012

Statistics	Preliminaries	Quarterfinals	Semifinals	Finals	Total
Matches					
Total	18	2	2	2	24
Game Margin: 3:0	12 67%	1 50%			13 54%
3:1	6 33%		1 50%	1 50%	8 33%
3:2		1 50%	1 50%	1 50%	3 13%
Invalid Results Mark					
Duration: Total	6h13min	51min	1h34min	1h9min	9h47min
Longest	27min	34min	1h3min	41min	1h3min
Shortest	14min	17min	31min	28min	14min
Average	21min	26min	47min	35min	24min
Games					
Total	60	8	9	9	86
Point Margin 11					
10					
9	3 5%	1 13%			4 5%
8	3 5%		1 11%	1 11%	5 6%
7	5 8%	1 13%		2 22%	8 9%
6	3 5%	1 13%	2 22%	2 22%	8 9%
5	10 17%	2 25%			12 14%
4	11 18%	1 13%	2 22%		14 16%
3	13 22%	2 25%	1 11%	2 22%	18 21%
2	12 20%		3 33%	2 22%	17 20%
Invalid Results Mark					
Duration: Total	5h4min	35min	56min	53min	7h28min
Longest	7min	5min	8min	8min	8min
Shortest	3min	3min	4min	4min	3min
Average	5min	4min	6min	6min	5min
Points					
Total	1073	134	167	162	1536
per game	17.88	16.75	18.56	18.00	17.86
Most consecutive won	9	7	8	6	9
Greatest deficit overcome	6	2	6	5	6
Longest rally	19	13	30	20	30
Average rally	5	5	5	6	5

NOTES

The "Greatest deficit overcome" only applies when the player ends up winning the game.



Table Tennis

Men's Singles - Class 8



Entry List by Event

As of FRI 24 AUG 2012

NPC	How Qualified	Name	Date of Birth
BEL - Belgium	QL (8)	LEDOUX Marc	4 MAR 1986
	QL (9)	LOICQ Mathieu	27 JUN 1979
BRA - Brazil	QR (43)	SALMIN Paulo	12 NOV 1993
CHN - People's Republic of China	QL (6)	SUN Churen	25 APR 1989
	QR (3)	YE Chaoqun	7 OCT 1984
	QL (1)	ZHAO Shuai	28 NOV 1994
GBR - Great Britain	QI (16)	McKIBBIN Aaron	27 AUG 1991
	QL (4)	WILSON Ross	5 JUN 1995
HUN - Hungary	QL (7)	CSONKA Andras	27 NOV 1988
IRQ - Iraq	QI (35)	ALI Saeed	3 JUL 1968
POL - Poland	QL (10)	GRUDZIEN Piotr	27 SEP 1991
	QL (12)	SKRZYNECKI Marcin	12 JUL 1986
SVK - Slovakia	QL (5)	CSEJTEY Richard	25 JUL 1979
	QL (23)	JAMBOR Miroslav	8 MAR 1979
SWE - Sweden	QR (2)	ANDERSSON Emil	29 APR 1993
	QL (15)	RIGNELL Fabian	25 NOV 1987

NOTES

All changes are available in INFO.
(nnn) in "How Qualified" represents the player's singles world ranking as of July 2012.

LEGEND

QI Qualification by Invitation **QL** Qualification by Ranking List **QR** Regional Qualification



Draw

GROUP A

Rk	Name	NPC	SVK	IRQ	POL	Match Points
1	CSEJTEY Richard	SVK		3:0 (11:9, 11:9, 11:8)	1:3 (11:9, 10:12, 10:12, 8:11)	3
2	ALI Saeed	IRQ	0:3 (9:11, 9:11, 8:11)		3:0 (11:8, 12:10, 11:5)	3
3	GRUDZIEN Piotr	POL	3:1 (9:11, 12:10, 12:10, 11:8)	0:3 (8:11, 10:12, 5:11)		3

GROUP B

Rk	Name	NPC	CHN	BEL	GBR	Match Points
1	SUN Churen	CHN		3:0 (11:9, 11:5, 11:7)	3:0 (11:8, 11:6, 11:9)	4
2	LOICQ Mathieu	BEL	0:3 (9:11, 5:11, 7:11)		3:2 (11:6, 12:10, 7:11, 6:11, 11:9)	3
3	McKIBBIN Aaron	GBR	0:3 (8:11, 6:11, 9:11)	2:3 (6:11, 10:12, 11:7, 11:6, 9:11)		2

GROUP C

Rk	Name	NPC	HUN	SWE	SVK	Match Points
1	CSONKA Andras	HUN		3:0 (11:4, 13:11, 11:7)	3:2 (11:4, 9:11, 8:11, 11:7, 11:9)	4
2	RIGNELL Fabian	SWE	0:3 (4:11, 11:13, 7:11)		3:2 (11:9, 9:11, 14:12, 8:11, 11:8)	3
3	JAMBOR Miroslav	SVK	2:3 (4:11, 11:9, 11:8, 7:11, 9:11)	2:3 (9:11, 11:9, 12:14, 11:8, 8:11)		2

GROUP D

Rk	Name	NPC	POL	BEL	BRA	Match Points
1	SKRZYNECKI Marcin	POL		3:1 (11:9, 10:12, 11:6, 11:9)	3:0 (11:6, 11:8, 11:5)	4
2	LEDOUX Marc	BEL	1:3 (9:11, 12:10, 6:11, 9:11)		3:0 (11:9, 11:7, 11:8)	3
3	SALMIN Paulo	BRA	0:3 (6:11, 8:11, 5:11)	0:3 (9:11, 7:11, 8:11)		2

Qualification rule:

First from each group will qualify for the Quarterfinals.

LEGEND

Rk Rank



Draw

QUALIFIED FROM GROUPS				
Group	Rk	Name	NPC	Match Points
A	1	CSEJTEY Richard	SVK	3
B	1	SUN Churen	CHN	4
C	1	CSONKA Andras	HUN	4
D	1	SKRZYNECKI Marcin	POL	4

DIRECT ENTRIES		
Seed	Name	NPC
1	ZHAO Shuai	CHN
2	ANDERSSON Emil	SWE
3	YE Chaoqun	CHN
4	WILSON Ross	GBR

Quarterfinals	NPC Code	Semifinals	Finals
ZHAO Shuai	CHN	ZHAO S 3-0 (11:7 11:6 11:7)	
CSONKA Andras	HUN		
SKRZYNECKI Marcin	POL	WILSON R 3-1 (11:2 8:11 11:5 11:7)	
WILSON Ross	GBR		
YE Chaoqun	CHN	CSEJTEY R 3-1 (11:9 16:14 6:11 11:9)	
CSEJTEY Richard	SVK		
SUN Churen	CHN	CSEJTEY R 3-2 (14:12 14:12 7:11 11:13 11:5)	
ANDERSSON Emil	SWE	ANDERSSON E 3-2 (11:9 4:11 9:11 11:5 11:8)	
		WILSON R	
		ANDERSSON E	
			GOLD
			ZHAO S CHN 3-1 (8:11 11:5 17:15 11:4)
			SILVER
			CSEJTEY R SVK
			BRONZE
			ANDERSSON E SWE 3-0 (11:8 11:9 12:10)

LEGEND	
Rk	Rank



Match Results

ALI Saeed (IRQ) 3-0 GRUDZIEN Piotr (POL)

Game Summary		Match	Game 1	Game 2	Game 3	Game 4	Game 5
ALI Saeed	IRQ	3	11	12	11		
GRUDZIEN Piotr	POL	0	8	10	5		
Duration:		26min	5 min	6 min	5 min		

Match No : SM8(5) Table : 6

Umpires : BALGHAITH Alawi (QAT) SHERRATT Derek (GBR)

Player Statistics	ALI Saeed (IRQ)					Match	GRUDZIEN Piotr (POL)					Match
	Game						Game					
	1	2	3	4	5		1	2	3	4	5	
Points won	11	12	11			34	8	10	5			23
Biggest lead	3	2	6			6	2	4	1			4
Points won on own serve	5	6	4			15	4	5	1			10
Points lost on own serve	4	5	4			13	6	6	7			19
Most consecutive points won	4	4	7			7	2	4	3			4
Greatest deficit overcome	2	4	1			4	-	-	-			-
Handedness/Grip	Right/Shakehand						Right/Shakehand					

Game/Match Statistics	Game					Match
	1	2	3	4	5	
Longest rally (strokes)	8	10	17			17
Average rally	4	4	5			4

Game Progress

1	ALI Saeed (IRQ)	0	*0	2	*4	4	*5	6	*8	9	*10	11		
	GRUDZIEN Piotr (POL)	*0	2	*2	2	*4	5	*6	6	*7	8	8		
2	ALI Saeed (IRQ)	*0	1	*2	2	*2	4	*6	7	*9	10	*10	11	12
	GRUDZIEN Piotr (POL)	0	*1	2	*4	6	*6	6	*7	7	*8	10	*10	10
3	ALI Saeed (IRQ)	0	*2	2	*4	4	*5	7	*9	11				
	GRUDZIEN Piotr (POL)	*0	0	*2	2	*4	5	*5	5	5				

NOTES
The "Greatest deficit overcome" only applies when the player ends up winning the game.

LEGEND
SM Men's Singles * Server



Match Results

GRUDZIEN Piotr (POL) 3-1 CSEJTEY Richard (SVK)

Game Summary		Match	Game 1	Game 2	Game 3	Game 4	Game 5
GRUDZIEN Piotr	POL	3	9	12	12	11	
CSEJTEY Richard	SVK	1	11	10	10	8	
Duration:		38min	6 min	5 min	6 min	6 min	

Match No : SM8(9) Table : 2

Umpires : SHERRATT Derek (GBR) BALGHAITH Alawi (QAT)

Player Statistics	GRUDZIEN Piotr (POL)					Match	CSEJTEY Richard (SVK)					Match
	Game						Game					
	1	2	3	4	5		1	2	3	4	5	
Points won	9	12	12	11		44	11	10	10	8		39
Biggest lead	4	3	3	3		4	2	3	1	2		3
Points won on own serve	7	5	6	6		24	8	4	5	5		22
Points lost on own serve	3	6	5	3		17	2	7	6	5		20
Most consecutive points won	3	5	3	5		5	3	5	4	4		5
Greatest deficit overcome	-	3	1	2		3	4	-	-	-		4
Handedness/Grip	Right/Shakehand						Left/Shakehand					

Game/Match Statistics	Game					Match
	1	2	3	4	5	
Longest rally (strokes)	7	6	8	6		8
Average rally	3	3	4	3		3

Game Progress

1	GRUDZIEN Piotr (POL)	*0	2	*3	5	*5	6	*7	8	*8	9	9		
	CSEJTEY Richard (SVK)	0	*0	1	*1	3	*4	5	*6	8	*9	11		
2	GRUDZIEN Piotr (POL)	0	*2	3	*4	4	*4	5	*6	8	*10	10	*11	12
	CSEJTEY Richard (SVK)	*0	0	*1	2	*4	6	*7	8	*8	8	*10	10	10
3	GRUDZIEN Piotr (POL)	*0	1	*2	3	*5	6	*6	7	*8	9	*10	11	12
	CSEJTEY Richard (SVK)	0	*1	2	*3	3	*4	6	*7	8	*9	10	*10	10
4	GRUDZIEN Piotr (POL)	0	*2	3	*3	5	*5	5	*7	9	*10	11		
	CSEJTEY Richard (SVK)	*0	0	*1	3	*3	5	*7	7	*7	8	8	8	

NOTES

The "Greatest deficit overcome" only applies when the player ends up winning the game.

LEGEND

SM Men's Singles * Server



Match Results

CSEJTEY Richard (SVK) 3-0 ALI Saeed (IRQ)

Game Summary		Match	Game 1	Game 2	Game 3	Game 4	Game 5
CSEJTEY Richard	SVK	3	11	11	11		
ALI Saeed	IRQ	0	9	9	8		
Duration:		23min	5 min	5 min	6 min		

Match No : SM8(1) Table : 2

Umpires : MONTFORT Neil (AUS) ZHANG Yingqiu (CHN)

Player Statistics	CSEJTEY Richard (SVK)					Match	ALI Saeed (IRQ)					Match
	Game						Game					
	1	2	3	4	5		1	2	3	4	5	
Points won	11	11	11			33	9	9	8			26
Biggest lead	4	2	4			4	2	2	1			2
Points won on own serve	3	5	7			15	4	6	4			14
Points lost on own serve	7	3	4			14	6	6	4			16
Most consecutive points won	4	4	3			4	5	3	2			5
Greatest deficit overcome	-	2	1			2	4	-	-			4
Handedness/Grip	Left/Shakehand						Right/Shakehand					

Game/Match Statistics	Game					Match
	1	2	3	4	5	
Longest rally (strokes)	5	5	11	0		11
Average rally	1	2	3	0		2

Game Progress

1	CSEJTEY Richard (SVK)	*0	1	*3	3	*5	7	*7	7	*8	8	9
	ALI Saeed (IRQ)	0	*1	1	*3	3	*3	5	*7	8	*10	11
2	CSEJTEY Richard (SVK)	0	*1	2	*2	4	*5	5	*6	8	10	11
	ALI Saeed (IRQ)	*0	1	*2	4	*4	5	*7	8	*8	*8	9
3	CSEJTEY Richard (SVK)	*0	1	*2	4	*5	6	*7	*9	9	*10	11
	ALI Saeed (IRQ)	0	*1	2	*2	3	*4	5	5	*7	8	8

NOTES

The "Greatest deficit overcome" only applies when the player ends up winning the game.

LEGEND

SM Men's Singles * Server



Match Results

LOICQ Mathieu (BEL) 3-2 McKIBBIN Aaron (GBR)

Game Summary		Match	Game 1	Game 2	Game 3	Game 4	Game 5
LOICQ Mathieu	BEL	3	11	12	7	6	11
McKIBBIN Aaron	GBR	2	6	10	11	11	9
Duration:		33min	4 min	5 min	4 min	5 min	5 min

Match No : SM8(6) Table : 8

Umpires : ATTOOR Satheese (IND) DEMARIO Leonor (BRA)

Player Statistics	LOICQ Mathieu (BEL)						McKIBBIN Aaron (GBR)					
	Game					Match	Game					Match
	1	2	3	4	5		1	2	3	4	5	
Points won	11	12	7	6	11	47	6	10	11	11	9	47
Biggest lead	5	2	1	2	4	5	-	3	4	5	1	5
Points won on own serve	5	5	4	4	6	24	3	4	7	6	5	25
Points lost on own serve	3	6	4	5	4	22	6	7	3	2	5	23
Most consecutive points won	3	4	3	2	3	4	3	3	4	3	2	4
Greatest deficit overcome	-	3	-	-	1	3	-	-	1	2	-	2
Handedness/Grip	Right/Shakehand						Right/Shakehand					

Game/Match Statistics	Game					Match
	1	2	3	4	5	
Longest rally (strokes)	11	7	8	15	12	15
Average rally	4	4	4	5	5	4

Game Progress

1	LOICQ Mathieu (BEL)	0	*2	3	*4	6	*7	7	*8	10	11	McKIBBIN Aaron (GBR)	*0	0	*1	2	*2	3	*5	6	*6	6						
2	LOICQ Mathieu (BEL)	*0	1	*1	2	*4	5	*6	7	*8	8	*10	11	12	McKIBBIN Aaron (GBR)	0	*1	3	*4	4	*5	6	*7	8	*10	10	*10	10
3	LOICQ Mathieu (BEL)	0	*1	2	*2	3	*4	6	*6	6	7	McKIBBIN Aaron (GBR)	*0	1	*2	4	*5	6	*6	8	*10	11						
4	LOICQ Mathieu (BEL)	*0	2	*2	3	*3	4	*5	5	*6	6	McKIBBIN Aaron (GBR)	0	*0	2	*3	5	*6	7	*9	10	11						
5	LOICQ Mathieu (BEL)	0	*1	2	*3	5	*6	8	*9	9	*10	11	McKIBBIN Aaron (GBR)	*0	1	*2	3	*3	4	*4	5	*7	8	9				

NOTES
The "Greatest deficit overcome" only applies when the player ends up winning the game.

LEGEND
SM Men's Singles * Server



Match Results

SUN Churen (CHN) 3-0 LOICQ Mathieu (BEL)

Game Summary		Match	Game 1	Game 2	Game 3	Game 4	Game 5
SUN Churen	CHN	3	11	11	11		
LOICQ Mathieu	BEL	0	9	5	7		
Duration:		19min	6 min	4 min	4 min		

Match No : SM8(10) Table : 4

Umpires : EDWARDS David (GBR) FOOTE Ben (GBR)

Player Statistics	SUN Churen (CHN)					Match	LOICQ Mathieu (BEL)					Match
	Game						Game					
	1	2	3	4	5		1	2	3	4	5	
Points won	11	11	11			33	9	5	7			21
Biggest lead	3	6	5			6	2	-	-			2
Points won on own serve	6	7	7			20	5	4	4			13
Points lost on own serve	4	1	3			8	5	4	4			13
Most consecutive points won	4	3	4			4	5	1	3			5
Greatest deficit overcome	2	-	-			2	-	-	-			-
Handedness/Grip	Left/Shakehand						Right/Shakehand					

Game/Match Statistics	Game					Match
	1	2	3	4	5	
Longest rally (strokes)	11	8	7			11
Average rally	5	4	4			4

Game Progress

1	SUN Churen (CHN)	*0	2	*3	3	*3	5	*6	6	*8	10	11
	LOICQ Mathieu (BEL)	0	*0	1	*3	5	*5	6	*8	8	*8	9
2	SUN Churen (CHN)	0	*1	3	*4	5	*6	8	*9	11		
	LOICQ Mathieu (BEL)	*0	1	*1	2	*3	4	*4	5	5		
3	SUN Churen (CHN)	*0	2	*3	4	*5	7	*8	8	*9	11	
	LOICQ Mathieu (BEL)	0	*0	1	*2	3	*3	4	*6	7	7	

NOTES

The "Greatest deficit overcome" only applies when the player ends up winning the game.

LEGEND

SM Men's Singles * Server



Match Results

SUN Churen (CHN) 3-0 McKIBBIN Aaron (GBR)

Game Summary		Match	Game 1	Game 2	Game 3	Game 4	Game 5
SUN Churen	CHN	3	11	11	11		
McKIBBIN Aaron	GBR	0	8	6	9		
Duration:		22min	6 min	6 min	6 min		

Match No : SM8(2) Table : 4

Umpires : SZILY Marta (HUN) ROBERTS Averil (NZL)

Player Statistics	SUN Churen (CHN)					Match	McKIBBIN Aaron (GBR)					Match
	Game						Game					
	1	2	3	4	5		1	2	3	4	5	
Points won	11	11	11			33	8	6	9			23
Biggest lead	5	5	2			5	1	1	3			3
Points won on own serve	5	7	6			18	4	4	5			13
Points lost on own serve	4	2	4			10	6	4	5			15
Most consecutive points won	5	6	4			6	3	3	4			4
Greatest deficit overcome	1	1	3			3	-	-	-			-
Handedness/Grip	Left/Shakehand						Right/Shakehand					

Game/Match Statistics	Game					Match
	1	2	3	4	5	
Longest rally (strokes)	9	7	11			11
Average rally	4	3	4			4

Game Progress

1	SUN Churen (CHN)	0	*1	2	*3	5	*7	8	*9	9	*10	11
	McKIBBIN Aaron (GBR)	*0	1	*2	3	*3	3	*4	5	*7	8	8
2	SUN Churen (CHN)	*0	2	*2	3	*5	7	*8	9	*10	11	
	McKIBBIN Aaron (GBR)	0	*0	2	*3	3	*3	4	*5	6	6	
3	SUN Churen (CHN)	0	*1	2	*2	3	*4	6	*7	8	*10	11
	McKIBBIN Aaron (GBR)	*0	1	*2	4	*5	6	*6	7	*8	8	9

NOTES
The "Greatest deficit overcome" only applies when the player ends up winning the game.

LEGEND
SM Men's Singles * Server



Match Results

RIGNELL Fabian (SWE) 3-2 JAMBOR Miroslav (SVK)

Game Summary		Match	Game 1	Game 2	Game 3	Game 4	Game 5
RIGNELL Fabian	SWE	3	11	9	14	8	11
JAMBOR Miroslav	SVK	2	9	11	12	11	8
Duration:		33min	5 min	5 min	6 min	5 min	5 min

Match No : SM8(7) Table : 6

Umpires : TONGE Karen (GBR) KARAU Bernhard (GER)

Player Statistics	RIGNELL Fabian (SWE)						JAMBOR Miroslav (SVK)					
	Game					Match	Game					Match
	1	2	3	4	5		1	2	3	4	5	
Points won	11	9	14	8	11	53	9	11	12	11	8	51
Biggest lead	3	1	2	1	5	5	1	4	4	4	1	4
Points won on own serve	8	4	7	3	6	28	7	5	7	5	4	28
Points lost on own serve	2	6	5	6	4	23	3	5	7	5	5	25
Most consecutive points won	4	5	4	2	4	5	2	5	4	4	4	5
Greatest deficit overcome	1	-	4	-	1	4	-	1	-	1	-	1
Handedness/Grip	Left/Shakehand						Right/Shakehand					

Game/Match Statistics	Game					Match
	1	2	3	4	5	
Longest rally (strokes)	12	10	14	10	15	15
Average rally	5	4	5	5	6	5

Game Progress

1	RIGNELL Fabian (SWE)	*0	2	*2	4	*4	5	*6	8	*9	10	11						
	JAMBOR Miroslav (SVK)	0	*0	2	*2	4	*5	6	*6	7	*8	9						
2	RIGNELL Fabian (SWE)	0	*1	1	*1	3	*5	6	*6	6	*8	9						
	JAMBOR Miroslav (SVK)	*0	1	*3	5	*5	5	*6	8	*10	10	11						
3	RIGNELL Fabian (SWE)	*0	0	*0	2	*4	5	*6	7	7	9	*10	11	*11	11	*12	13	14
	JAMBOR Miroslav (SVK)	0	*2	4	*4	4	*5	6	*7	*9	*9	10	*10	11	*12	12	*12	12
4	RIGNELL Fabian (SWE)	0	*1	1	*2	3	*4	6	*6	6	*8	8						
	JAMBOR Miroslav (SVK)	*0	1	*3	4	*5	6	*6	8	*10	10	11						
5	RIGNELL Fabian (SWE)	*0	1	*2	4	*5	7	*8	8	*9	10	11						
	JAMBOR Miroslav (SVK)	0	*1	2	*2	3	*3	4	*6	7	*8	8						

NOTES

The "Greatest deficit overcome" only applies when the player ends up winning the game.

LEGEND

SM Men's Singles * Server



Match Results

CSONKA Andras (HUN) 3-0 RIGNELL Fabian (SWE)

Game Summary		Match	Game 1	Game 2	Game 3	Game 4	Game 5
CSONKA Andras	HUN	3	11	13	11		
RIGNELL Fabian	SWE	0	4	11	7		
Duration:		21min	4 min	7 min	5 min		

Match No : SM8(11) Table : 6

Umpires : HIGGINS Peter (GBR) GOULDEN David (GBR)

Player Statistics	CSONKA Andras (HUN)					Match	RIGNELL Fabian (SWE)					Match
	Game						Game					
	1	2	3	4	5		1	2	3	4	5	
Points won	11	13	11			35	4	11	7			22
Biggest lead	8	2	4			8	-	3	2			3
Points won on own serve	5	7	6			18	1	6	3			10
Points lost on own serve	3	5	4			12	6	6	5			17
Most consecutive points won	6	4	4			6	2	2	3			3
Greatest deficit overcome	-	3	2			3	-	-	-			-
Handedness/Grip	Left/Shakehand						Left/Shakehand					

Game/Match Statistics	Game					Match
	1	2	3	4	5	
Longest rally (strokes)	6	10	19			19
Average rally	4	5	5			5

Game Progress

1	CSONKA Andras (HUN)	*0	2	*3	5	*7	8	*10	10	11						
	RIGNELL Fabian (SWE)	0	*0	1	*1	1	*2	2	*4	4						
2	CSONKA Andras (HUN)	0	*0	2	*2	3	*4	5	*6	7	*9	10	*11	11	*12	13
	RIGNELL Fabian (SWE)	*0	2	*2	4	*5	6	*7	8	*9	9	*10	10	*11	11	11
3	CSONKA Andras (HUN)	*0	0	*2	3	*3	5	*6	8	*10	11					
	RIGNELL Fabian (SWE)	0	*2	2	*3	5	*5	6	*6	6	7					

NOTES
The "Greatest deficit overcome" only applies when the player ends up winning the game.

LEGEND
SM Men's Singles * Server



Match Results

CSONKA Andras (HUN) 3-2 JAMBOR Miroslav (SVK)

Game Summary		Match	Game 1	Game 2	Game 3	Game 4	Game 5
CSONKA Andras	HUN	3	11	9	8	11	11
JAMBOR Miroslav	SVK	2	4	11	11	7	9
Duration:		32min	4 min	5 min	4 min	5 min	7 min

Match No : SM8(3) Table : 6

Umpires : LEE Soon-Ju (KOR) MAY Peter (GBR)

Player Statistics	CSONKA Andras (HUN)						JAMBOR Miroslav (SVK)					
	Game					Match	Game					Match
	1	2	3	4	5		1	2	3	4	5	
Points won	11	9	8	11	11	50	4	11	11	7	9	42
Biggest lead	7	2	-	4	2	7	6	2	7	2	1	7
Points won on own serve	5	6	3	6	6	26	1	6	5	4	5	21
Points lost on own serve	2	5	6	3	4	20	5	3	5	5	5	23
Most consecutive points won	4	3	5	6	2	6	1	4	4	3	2	4
Greatest deficit overcome	6	-	-	2	1	6	-	2	-	-	-	2
Handedness/Grip	Left/Shakehand						Right/Shakehand					

Game/Match Statistics	Game					Match
	1	2	3	4	5	
Longest rally (strokes)	16	14	11	10	9	16
Average rally	5	5	4	5	5	5

Game Progress

1	CSONKA Andras (HUN)	*0	1	*2	3	*5	7	*8	10	11		
	JAMBOR Miroslav (SVK)	0	*1	2	*3	3	*3	4	*4	4		
2	CSONKA Andras (HUN)	0	*2	2	*4	4	*5	7	*8	9	*9	9
	JAMBOR Miroslav (SVK)	*0	0	*2	2	*4	5	*5	6	*7	9	11
3	CSONKA Andras (HUN)	*0	1	*1	1	*1	2	*4	6	*7	8	8
	JAMBOR Miroslav (SVK)	0	*1	3	*5	7	*8	8	*8	9	*10	11
4	CSONKA Andras (HUN)	0	*2	3	*3	4	*4	5	*7	9	11	
	JAMBOR Miroslav (SVK)	*0	0	*1	3	*4	6	*7	7	*7	7	
5	CSONKA Andras (HUN)	*0	1	*2	4	*4	6	*7	7	*8	9	11
	JAMBOR Miroslav (SVK)	0	*1	2	*2	4	*4	5	*7	8	*9	9

NOTES
The "Greatest deficit overcome" only applies when the player ends up winning the game.

LEGEND
SM Men's Singles * Server



Match Results

SKRZYNECKI Marcin (POL) 3-0 SALMIN Paulo (BRA)

Game Summary		Match	Game 1	Game 2	Game 3	Game 4	Game 5
SKRZYNECKI Marcin	POL	3	11	11	11		
SALMIN Paulo	BRA	0	6	8	5		
Duration:		17min	4 min	5 min	5 min		

Match No : SM8(8) Table : 8

Umpires : ROBERTS Averil (NZL) SZILY Marta (HUN)

Player Statistics	SKRZYNECKI Marcin (POL)					Match	SALMIN Paulo (BRA)					Match
	Game						Game					
	1	2	3	4	5		1	2	3	4	5	
Points won	11	11	11			33	6	8	5			19
Biggest lead	5	3	8			8	-	4	1			4
Points won on own serve	7	4	7			18	4	3	2			9
Points lost on own serve	2	5	3			10	4	7	4			15
Most consecutive points won	3	7	9			9	2	3	3			3
Greatest deficit overcome	-	4	1			4	-	-	-			-
Handedness/Grip	Right/Shakehand						Right/Shakehand					

Game/Match Statistics	Game					Match
	1	2	3	4	5	
Longest rally (strokes)	6	8	7			8
Average rally	4	4	4			4

Game Progress

1	SKRZYNECKI Marcin (POL)	*0	1	*3	4	*5	7	*7	9	*10	11	
	SALMIN Paulo (BRA)	0	*1	1	*2	3	*3	5	*5	6	6	
2	SKRZYNECKI Marcin (POL)	0	*1	1	*2	2	*4	6	*8	9	*10	11
	SALMIN Paulo (BRA)	*0	1	*3	4	*6	6	*6	6	*7	8	8
3	SKRZYNECKI Marcin (POL)	*0	*1	3	*5	7	*9	10	*10	11		
	SALMIN Paulo (BRA)	0	1	*1	1	*1	1	*2	4	5		

NOTES
The "Greatest deficit overcome" only applies when the player ends up winning the game.

LEGEND
SM Men's Singles * Server



Match Results

SKRZYNECKI Marcin (POL) 3-1 LEDOUX Marc (BEL)

Game Summary		Match	Game 1	Game 2	Game 3	Game 4	Game 5
SKRZYNECKI Marcin	POL	3	11	10	11	11	
LEDOUX Marc	BEL	1	9	12	6	9	
Duration:		25min	5 min	6 min	5 min	7 min	

Match No : SM8(12) Table : 8

Umpires : EIKMANS Angelo (NED) CLARKE Stan (GBR)

Player Statistics	SKRZYNECKI Marcin (POL)					Match	LEDOUX Marc (BEL)					Match
	Game						Game					
	1	2	3	4	5		1	2	3	4	5	
Points won	11	10	11	11		43	9	12	6	9		36
Biggest lead	2	4	5	2		5	1	2	-	1		2
Points won on own serve	7	7	6	6		26	6	8	3	5		22
Points lost on own serve	3	4	3	4		14	4	3	5	5		17
Most consecutive points won	2	4	3	3		4	3	4	2	3		4
Greatest deficit overcome	1	-	-	1		1	-	4	-	-		4
Handedness/Grip	Right/Shakehand						Left/Shakehand					

Game/Match Statistics	Game					Match
	1	2	3	4	5	
Longest rally (strokes)	14	16	16	15		16
Average rally	5	5	6	6		6

Game Progress

1	SKRZYNECKI Marcin (POL)	*0	2	*3	4	*4	6	*6	7	*8	9	11		
	LEDOUX Marc (BEL)	0	*0	1	*2	4	*4	6	*7	8	*9	9		
2	SKRZYNECKI Marcin (POL)	0	*0	2	*4	5	*6	8	*8	9	*9	10	*10	10
	LEDOUX Marc (BEL)	*0	2	*2	2	*3	4	*4	6	*7	9	*10	11	12
3	SKRZYNECKI Marcin (POL)	*0	2	*3	4	*6	7	*8	9	*10	11			
	LEDOUX Marc (BEL)	0	*0	1	*2	2	*3	4	*5	6	6			
4	SKRZYNECKI Marcin (POL)	0	*1	2	*3	4	*5	7	*8	8	*9	11		
	LEDOUX Marc (BEL)	*0	1	*2	3	*4	5	*5	6	*8	9	9		

NOTES

The "Greatest deficit overcome" only applies when the player ends up winning the game.

LEGEND

SM Men's Singles * Server



Match Results

LEDOUX Marc (BEL) 3-0 SALMIN Paulo (BRA)

Game Summary		Match	Game 1	Game 2	Game 3	Game 4	Game 5
LEDOUX Marc	BEL	3	11	11	11		
SALMIN Paulo	BRA	0	9	7	8		
Duration:		20min	5 min	5 min	6 min		

Match No : SM8(4) Table : 8

Umpires : REID Lynda (GBR) WILLIAMSON Robert (GBR)

Player Statistics	LEDOUX Marc (BEL)					Match	SALMIN Paulo (BRA)					Match
	Game						Game					
	1	2	3	4	5		1	2	3	4	5	
Points won	11	11	11			33	9	7	8			24
Biggest lead	4	4	4			4	-	-	2			2
Points won on own serve	7	7	4			18	6	6	3			15
Points lost on own serve	3	1	5			9	4	4	7			15
Most consecutive points won	3	3	3			3	3	3	3			3
Greatest deficit overcome	-	-	2			2	-	-	-			-
Handedness/Grip	Left/Shakehand						Right/Shakehand					

Game/Match Statistics	Game					Match
	1	2	3	4	5	
Longest rally (strokes)	16	20	15			20
Average rally	6	7	6			6

Game Progress

1	LEDOUX Marc (BEL)	0	*2	3	*4	5	*5	7	*8	10	*10	11
	SALMIN Paulo (BRA)	*0	0	*1	2	*3	5	*5	6	*6	8	9
2	LEDOUX Marc (BEL)	*0	2	*3	4	*4	6	*7	9	*9	11	
	SALMIN Paulo (BRA)	0	*0	1	*2	4	*4	5	*5	7	7	
3	LEDOUX Marc (BEL)	0	*0	1	*3	4	*6	7	*9	9	*10	11
	SALMIN Paulo (BRA)	*0	2	*3	3	*4	4	*5	5	*7	8	8

NOTES
The "Greatest deficit overcome" only applies when the player ends up winning the game.

LEGEND
SM Men's Singles * Server



Match Results

ZHAO Shuai (CHN) 3-0 CSONKA Andras (HUN)

Game Summary		Match	Game 1	Game 2	Game 3	Game 4	Game 5
ZHAO Shuai	CHN	3	11	11	11		
CSONKA Andras	HUN	0	7	6	7		
Duration:		17min	4 min	4 min	4 min		

Match No : SM8(13) Table : 2

Umpires : WILLIAMSON Robert (GBR) EDWARDS David (GBR)

Player Statistics	ZHAO Shuai (CHN)					Match	CSONKA Andras (HUN)					Match
	Game						Game					
	1	2	3	4	5		1	2	3	4	5	
Points won	11	11	11			33	7	6	7			20
Biggest lead	5	7	8			8	-	1	-			1
Points won on own serve	7	5	6			18	4	3	3			10
Points lost on own serve	3	3	4			10	4	6	5			15
Most consecutive points won	4	7	8			8	3	3	3			3
Greatest deficit overcome	-	1	-			1	-	-	-			-
Handedness/Grip	Right/Shakehand						Left/Shakehand					

Game/Match Statistics	Game					Match
	1	2	3	4	5	
Longest rally (strokes)	6	11	6			11
Average rally	3	4	3			4

Game Progress

1	ZHAO Shuai (CHN)	*0	2	*3	5	*5	6	*8	9	*10	11
	CSONKA Andras (HUN)	0	*0	1	*1	3	*4	4	*5	6	7
2	ZHAO Shuai (CHN)	0	*1	2	*3	5	*7	9	*10	10	11
	CSONKA Andras (HUN)	*0	1	*2	3	*3	3	*3	4	*6	6
3	ZHAO Shuai (CHN)	*0	2	*4	6	*8	8	*9	10	*10	11
	CSONKA Andras (HUN)	0	*0	0	*0	0	*2	3	*4	6	7

NOTES

The "Greatest deficit overcome" only applies when the player ends up winning the game.

LEGEND

SM Men's Singles * Server



Match Results

WILSON Ross (GBR) 3-1 SKRZYNECKI Marcin (POL)

Game Summary		Match	Game 1	Game 2	Game 3	Game 4	Game 5
WILSON Ross	GBR	3	11	8	11	11	
SKRZYNECKI Marcin	POL	1	2	11	5	7	
Duration:		22min	4 min	5 min	4 min	5 min	

Match No : SM8(14) Table : 4

Umpires : LEE Soon-Ju (KOR) DEMARIO Leonor (BRA)

Player Statistics	WILSON Ross (GBR)					Match	SKRZYNECKI Marcin (POL)					Match
	Game						Game					
	1	2	3	4	5		1	2	3	4	5	
Points won	11	8	11	11		41	2	11	5	7		25
Biggest lead	9	2	7	4		9	-	5	-	1		5
Points won on own serve	5	5	6	7		23	1	6	3	4		14
Points lost on own serve	1	5	2	3		11	6	3	5	4		18
Most consecutive points won	8	4	5	5		8	1	7	2	3		7
Greatest deficit overcome	-	-	-	1		1	-	2	-	-		2
Handedness/Grip	Right/Shakehand						Right/Shakehand					

Game/Match Statistics	Game					Match
	1	2	3	4	5	
Longest rally (strokes)	10	10	8	8		10
Average rally	4	5	3	4		4

Game Progress

1	WILSON Ross (GBR)	0	*2	4	*6	8	*9	10	11			
	SKRZYNECKI Marcin (POL)	*0	0	*0	0	*0	1	*2	2			
2	WILSON Ross (GBR)	*0	1	*1	3	*5	5	*5	5	*6	8	8
	SKRZYNECKI Marcin (POL)	0	*1	3	*3	3	*5	7	*9	10	*10	11
3	WILSON Ross (GBR)	0	*2	3	*5	7	*8	9	*9	11		
	SKRZYNECKI Marcin (POL)	*0	0	*1	1	*1	2	*3	5	5		
4	WILSON Ross (GBR)	*0	1	*2	4	*4	5	*6	8	*10	11	
	SKRZYNECKI Marcin (POL)	0	*1	2	*2	4	*5	6	*6	6	7	

NOTES
The "Greatest deficit overcome" only applies when the player ends up winning the game.

LEGEND
SM Men's Singles * Server



Match Results

CSEJTEY Richard (SVK) 3-1 YE Chaoqun (CHN)

Game Summary		Match	Game 1	Game 2	Game 3	Game 4	Game 5
CSEJTEY Richard	SVK	3	11	16	6	11	
YE Chaoqun	CHN	1	9	14	11	9	
Duration:		29min	4 min	8 min	4 min	7 min	

Match No : SM8(15) Table : 2

Umpires : CLARKE Stan (GBR) FOOTE Ben (GBR)

Player Statistics	CSEJTEY Richard (SVK)					Match	YE Chaoqun (CHN)					Match	
	Game						Match	Game					
	1	2	3	4	5			1	2	3	4		5
Points won	11	16	6	11		44	9	14	11	9		43	
Biggest lead	2	4	-	2		4	4	1	5	1		5	
Points won on own serve	3	11	3	6		23	2	10	5	5		22	
Points lost on own serve	7	4	6	4		21	8	5	3	5		21	
Most consecutive points won	5	5	1	3		5	3	3	3	3		3	
Greatest deficit overcome	4	1	-	1		4	-	-	-	-		-	
Handedness/Grip	Left/Shakehand						Right/Shakehand						

Game/Match Statistics	Game					Match
	1	2	3	4	5	
Longest rally (strokes)	9	13	7	9		13
Average rally	4	4	4	5		4

Game Progress

1	CSEJTEY Richard (SVK)	*0	0	*1	1	*3	3	*5	6	*7	9	11	YE Chaoqun (CHN)	0	*2	3	*5	5	*7	7	*8	9	*9	9															
2	CSEJTEY Richard (SVK)	0	*1	2	*4	6	*6	7	*7	9	*9	10	*10	11	*11	12	*12	13	*13	13	YE Chaoqun (CHN)	*0	1	*2	2	*2	4	*5	7	*7	9	*10	11	*11	12	*12	13	*13	13
		14	*15	16																																			
		*14	14	14																																			
3	CSEJTEY Richard (SVK)	*0	1	*2	3	*3	4	*5	5	*6	6	YE Chaoqun (CHN)	0	*1	2	*3	5	*6	7	*9	10	11																	
4	CSEJTEY Richard (SVK)	0	*1	2	*3	4	*6	6	*7	9	*9	11	YE Chaoqun (CHN)	*0	1	*2	3	*4	4	*6	7	*7	9	9															

NOTES
The "Greatest deficit overcome" only applies when the player ends up winning the game.

LEGEND
SM Men's Singles * Server



Match Results

ANDERSSON Emil (SWE) 3-2 SUN Churen (CHN)

Game Summary		Match	Game 1	Game 2	Game 3	Game 4	Game 5
ANDERSSON Emil	SWE	3	11	4	9	11	11
SUN Churen	CHN	2	9	11	11	5	8
Duration:		37min	7 min	5 min	7 min	6 min	8 min

Match No : SM8(16) Table : 4

Umpires : BROWN David (GBR) COCHRANE David (GBR)

Player Statistics	ANDERSSON Emil (SWE)						SUN Churen (CHN)					
	Game					Match	Game					Match
	1	2	3	4	5		1	2	3	4	5	
Points won	11	4	9	11	11	46	9	11	11	5	8	44
Biggest lead	3	-	2	6	4	6	2	7	2	2	1	7
Points won on own serve	4	0	5	7	6	22	3	4	6	4	4	21
Points lost on own serve	6	7	5	1	4	23	7	4	4	4	5	24
Most consecutive points won	4	2	2	6	3	6	4	5	3	2	2	5
Greatest deficit overcome	2	-	-	2	1	2	-	-	2	-	-	2
Handedness/Grip	Right/Shakehand						Left/Shakehand					

Game/Match Statistics	Game					Match
	1	2	3	4	5	
Longest rally (strokes)	10	9	9	10	23	23
Average rally	5	4	4	4	6	5

Game Progress

1	ANDERSSON Emil (SWE)	*0	0	*2	3	*4	5	*7	8	*8	9	11
	SUN Churen (CHN)	0	*2	2	*3	4	*5	5	*6	8	*9	9
2	ANDERSSON Emil (SWE)	0	*1	1	*2	2	*4	4	*4	4		
	SUN Churen (CHN)	*0	1	*3	4	*6	6	*8	10	11		
3	ANDERSSON Emil (SWE)	*0	1	*3	4	*5	5	*6	8	*8	9	9
	SUN Churen (CHN)	0	*1	1	*2	3	*5	6	*6	8	*9	11
4	ANDERSSON Emil (SWE)	0	*0	2	*4	6	*7	8	*9	11		
	SUN Churen (CHN)	*0	2	*2	2	*2	3	*4	5	5		
5	ANDERSSON Emil (SWE)	*0	1	*2	4	*4	6	*7	8	*10	10	11
	SUN Churen (CHN)	0	*1	2	*2	4	*4	5	*6	6	*8	8

NOTES
The "Greatest deficit overcome" only applies when the player ends up winning the game.

LEGEND
SM Men's Singles * Server



Match Results

ZHAO Shuai (CHN) 3-2 WILSON Ross (GBR)

Game Summary		Match	Game 1	Game 2	Game 3	Game 4	Game 5
ZHAO Shuai	CHN	3	9	9	12	11	11
WILSON Ross	GBR	2	11	11	10	7	6
Duration:		36min	5 min	6 min	7 min	6 min	5 min

Match No : SM8(17) Table : 8

Umpires : BORODAVCHENKO Igor (RUS) KARSHTEDT Yelena (USA)

Player Statistics	ZHAO Shuai (CHN)						WILSON Ross (GBR)					
	Game					Match	Game					Match
	1	2	3	4	5		1	2	3	4	5	
Points won	9	9	12	11	11	52	11	11	10	7	6	45
Biggest lead	3	-	2	4	5	5	3	5	2	-	-	5
Points won on own serve	4	2	6	7	5	24	5	5	5	4	3	22
Points lost on own serve	6	6	5	3	3	23	5	7	6	4	6	28
Most consecutive points won	4	4	2	3	4	4	6	5	2	2	2	6
Greatest deficit overcome	-	-	2	-	-	2	3	-	-	-	-	3
Handedness/Grip	Right/Shakehand						Right/Shakehand					

Game/Match Statistics	Game					Match
	1	2	3	4	5	
Longest rally (strokes)	13	9	6	9	11	13
Average rally	5	4	3	5	4	4

Game Progress

1	ZHAO Shuai (CHN)	0	*1	2	*4	5	*6	6	*6	7	*8	9	WILSON Ross (GBR)	*0	1	*2	2	*3	4	*6	8	*9	10	11				
2	ZHAO Shuai (CHN)	*0	0	*0	1	3	4	*6	6	*7	8	9	WILSON Ross (GBR)	0	*2	4	*5	*5	*6	6	*8	9	*10	11				
3	ZHAO Shuai (CHN)	0	*1	2	*3	3	*5	6	*7	9	*9	10	*11	12	WILSON Ross (GBR)	*0	1	*2	3	*5	5	*6	7	*7	9	*10	10	10
4	ZHAO Shuai (CHN)	*0	1	*2	4	*5	6	*7	8	*9	11	WILSON Ross (GBR)	0	*1	2	*2	3	*4	5	*6	7	7						
5	ZHAO Shuai (CHN)	0	*2	3	*4	5	*6	7	*8	10	11	WILSON Ross (GBR)	*0	0	*1	2	*3	4	*5	6	*6	6						

NOTES
The "Greatest deficit overcome" only applies when the player ends up winning the game.

LEGEND
SM Men's Singles * Server



Match Results

CSEJTEY Richard (SVK) 3-2 ANDERSSON Emil (SWE)

Game Summary		Match	Game 1	Game 2	Game 3	Game 4	Game 5
CSEJTEY Richard	SVK	3	14	14	7	11	11
ANDERSSON Emil	SWE	2	12	12	11	13	5
Duration:		37min	7 min	7 min	5 min	7 min	5 min

Match No : SM8(18) Table : 4

Umpires : SHERRATT Derek (GBR) SUTCLIFFE Russell (GBR)

Player Statistics	CSEJTEY Richard (SVK)						ANDERSSON Emil (SWE)					
	Game					Match	Game					Match
	1	2	3	4	5		1	2	3	4	5	
Points won	14	14	7	11	11	57	12	12	11	13	5	53
Biggest lead	3	2	-	1	6	6	3	2	4	4	-	4
Points won on own serve	7	10	4	6	4	31	6	9	5	7	1	28
Points lost on own serve	6	3	6	6	4	25	7	4	3	5	7	26
Most consecutive points won	4	3	3	4	4	4	4	2	4	4	2	4
Greatest deficit overcome	3	2	-	-	-	3	-	-	-	1	-	1
Handedness/Grip	Left/Shakehand						Right/Shakehand					

Game/Match Statistics	Game					Match
	1	2	3	4	5	
Longest rally (strokes)	15	8	8	10	15	15
Average rally	5	4	4	4	5	5

Game Progress

1	CSEJTEY Richard (SVK)	*0	1	*1	2	*3	5	*7	7	*9	10	*10	10	*11	12	*12	13	14
	ANDERSSON Emil (SWE)	0	*1	3	*4	5	*5	5	*7	7	*8	10	*11	11	*11	12	*12	12
2	CSEJTEY Richard (SVK)	0	*0	2	*2	4	*5	7	*7	8	*9	10	*10	11	*12	12	*13	14
	ANDERSSON Emil (SWE)	*0	2	*2	4	*4	5	*5	7	*8	9	*10	11	*11	11	*12	12	12
3	CSEJTEY Richard (SVK)	*0	0	*1	2	*4	4	*4	6	*6	7							
	ANDERSSON Emil (SWE)	0	*2	3	*4	4	*6	8	*8	10	11							
4	CSEJTEY Richard (SVK)	0	*0	0	*2	4	*5	6	*7	8	*9	10	*10	11	*11	11		
	ANDERSSON Emil (SWE)	*0	2	*4	4	*4	5	*6	7	*8	9	*10	11	*11	12	13		
5	CSEJTEY Richard (SVK)	*0	2	*4	4	*6	6	*7	9	11								
	ANDERSSON Emil (SWE)	0	*0	0	*2	2	*4	5	*5	5								

NOTES
The "Greatest deficit overcome" only applies when the player ends up winning the game.

LEGEND
SM Men's Singles * Server



Match Results

ANDERSSON Emil (SWE) 3-0 WILSON Ross (GBR)

Game Summary		Match	Game 1	Game 2	Game 3	Game 4	Game 5
ANDERSSON Emil	SWE	3	11	11	12		
WILSON Ross	GBR	0	8	9	10		
Duration:		22min	5 min	6 min	7 min		

Match No : SM8(19) Table : 4

Umpires : MONTFORT Neil (AUS) ZHANG Yingqiu (CHN)

Player Statistics	ANDERSSON Emil (SWE)					Match	WILSON Ross (GBR)					Match
	Game						Game					
	1	2	3	4	5		1	2	3	4	5	
Points won	11	11	12			34	8	9	10			27
Biggest lead	5	2	2			5	3	3	3			3
Points won on own serve	6	7	6			19	4	6	5			15
Points lost on own serve	4	3	5			12	5	4	6			15
Most consecutive points won	8	4	4			8	5	3	3			5
Greatest deficit overcome	3	3	3			3	-	-	-			-
Handedness/Grip	Right/Shakehand						Right/Shakehand					

Game/Match Statistics	Game					Match
	1	2	3	4	5	
Longest rally (strokes)	7	12	12			12
Average rally	4	4	4			4

Game Progress

1	ANDERSSON Emil (SWE)	*0	2	*2	2	*3	5	*7	9	*10	10	11		
	WILSON Ross (GBR)	0	*0	2	*4	5	*5	5	*5	6	*8	8		
2	ANDERSSON Emil (SWE)	0	*0	1	*2	4	*5	5	*7	9	*9	11		
	WILSON Ross (GBR)	*0	2	*3	4	*4	5	*7	7	*7	9	9		
3	ANDERSSON Emil (SWE)	*0	1	*1	2	*3	4	*5	6	*7	8	*10	11	12
	WILSON Ross (GBR)	0	*1	3	*4	5	*6	7	*8	9	*10	10	*10	10

NOTES

The "Greatest deficit overcome" only applies when the player ends up winning the game.

LEGEND

SM Men's Singles * Server



Match Results

ZHAO Shuai (CHN) 3-1 CSEJTEY Richard (SVK)

Game Summary		Match	Game 1	Game 2	Game 3	Game 4	Game 5
ZHAO Shuai	CHN	3	8	11	17	11	
CSEJTEY Richard	SVK	1	11	5	15	4	
Duration:		29min	5 min	4 min	9 min	4 min	

Match No : SM8(20) Table : 2

Umpires : COCHRANE David (GBR) KARAU Bernhard (GER)

Player Statistics	ZHAO Shuai (CHN)					Match	CSEJTEY Richard (SVK)					Match
	Game						Game					
	1	2	3	4	5		1	2	3	4	5	
Points won	8	11	17	11		47	11	5	15	4		35
Biggest lead	2	7	3	7		7	3	-	1	-		3
Points won on own serve	3	5	8	5		21	4	2	7	1		14
Points lost on own serve	7	3	8	3		21	5	6	9	6		26
Most consecutive points won	3	7	4	4		7	4	2	3	2		4
Greatest deficit overcome	-	-	1	-		1	2	-	-	-		2
Handedness/Grip	Right/Shakehand						Left/Shakehand					

Game/Match Statistics	Game					Match
	1	2	3	4	5	
Longest rally (strokes)	7	7	8	5		8
Average rally	4	4	4	3		4

Game Progress

1	ZHAO Shuai (CHN)	*0	1	*2	3	*5	5	*5	6	*8	8	8							
	CSEJTEY Richard (SVK)	0	*1	2	*3	3	*5	7	*8	8	*10	11							
2	ZHAO Shuai (CHN)	0	*1	2	*4	6	*8	9	*10	11									
	CSEJTEY Richard (SVK)	*0	1	*2	2	*2	2	*3	4	5									
3	ZHAO Shuai (CHN)	*0	2	*3	4	*4	5	*7	8	*9	9	*10	10	*11	11	*12	12	*13	14
	CSEJTEY Richard (SVK)	0	*0	1	*2	4	*5	5	*6	7	*9	10	*11	11	*12	12	*13	13	*13
		*14	15	*15	16	17													
		14	*14	15	*15	15													
4	ZHAO Shuai (CHN)	0	*2	4	*5	6	*8	*9	10	11									
	CSEJTEY Richard (SVK)	*0	0	*0	1	*2	2	3	*4	4									

NOTES

The "Greatest deficit overcome" only applies when the player ends up winning the game.

LEGEND

SM Men's Singles * Server



Player Statistics

As of MON 3 SEP 2012

Players	NPC	Matches				Games				Match Duration	
		Played	Won	Lost	%Won	Played	Won	Lost	%Won	All	Average
ALI Saeed	IRQ	2	1	1	50%	6	3	3	50%	49min	25min
Right/Shakehand C8		Points Won				Points Lost					
		Total	Own Serve:	29	Most Consecutive:	7	Total	Own Serve:	29	Most Consecutive:	4
		62	Opp. Serve:	33	GDO:	4	54	Opp. Serve:	25	GLL:	2
ANDERSSON Emil	SWE	3	2	1	67%	13	8	5	62%	1h36min	32min
Right/Shakehand C8		Points Won				Points Lost					
		Total	Own Serve:	69	Most Consecutive:	8	Total	Own Serve:	61	Most Consecutive:	5
		133	Opp. Serve:	64	GDO:	3	128	Opp. Serve:	67	GLL:	3
CSEJTEY Richard	SVK	5	3	2	60%	20	11	9	55%	2h36min	31min
Left/Shakehand C8		Points Won				Points Lost					
		Total	Own Serve:	105	Most Consecutive:	5	Total	Own Serve:	106	Most Consecutive:	7
		206	Opp. Serve:	101	GDO:	4	215	Opp. Serve:	109	GLL:	4
CSONKA Andras	HUN	3	2	1	67%	11	6	5	55%	1h10min	23min
Left/Shakehand C8		Points Won				Points Lost					
		Total	Own Serve:	54	Most Consecutive:	6	Total	Own Serve:	47	Most Consecutive:	8
		104	Opp. Serve:	50	GDO:	6	96	Opp. Serve:	49	GLL:	2
GRUDZIEN Piotr	POL	2	1	1	50%	7	3	4	43%	1h4min	32min
Right/Shakehand C8		Points Won				Points Lost					
		Total	Own Serve:	34	Most Consecutive:	5	Total	Own Serve:	36	Most Consecutive:	7
		67	Opp. Serve:	33	GDO:	3	73	Opp. Serve:	37	GLL:	4
JAMBOR Miroslav	SVK	2	0	2	0%	10	4	6	40%	1h5min	33min
Right/Shakehand C8		Points Won				Points Lost					
		Total	Own Serve:	49	Most Consecutive:	5	Total	Own Serve:	48	Most Consecutive:	6
		92	Opp. Serve:	43	GDO:	2	102	Opp. Serve:	54	GLL:	6
LEDOUX Marc	BEL	2	1	1	50%	7	4	3	57%	45min	23min
Left/Shakehand C8		Points Won				Points Lost					
		Total	Own Serve:	40	Most Consecutive:	4	Total	Own Serve:	26	Most Consecutive:	4
		69	Opp. Serve:	29	GDO:	4	67	Opp. Serve:	41	GLL:	1
LOICQ Mathieu	BEL	2	1	1	50%	8	3	5	38%	52min	26min
Right/Shakehand C8		Points Won				Points Lost					
		Total	Own Serve:	37	Most Consecutive:	5	Total	Own Serve:	35	Most Consecutive:	4
		68	Opp. Serve:	31	GDO:	3	80	Opp. Serve:	45	GLL:	2
McKIBBIN Aaron	GBR	2	0	2	0%	8	2	6	25%	55min	28min
Right/Shakehand C8		Points Won				Points Lost					
		Total	Own Serve:	38	Most Consecutive:	4	Total	Own Serve:	38	Most Consecutive:	6
		70	Opp. Serve:	32	GDO:	2	80	Opp. Serve:	42	GLL:	3
RIGNELL Fabian	SWE	2	1	1	50%	8	3	5	38%	54min	27min
Left/Shakehand C8		Points Won				Points Lost					
		Total	Own Serve:	38	Most Consecutive:	5	Total	Own Serve:	40	Most Consecutive:	6
		75	Opp. Serve:	37	GDO:	4	86	Opp. Serve:	46	GLL:	3

LEGEND	GDO Greatest deficit overcome	GLL Greatest lead lost	Opp. Opponent's
---------------	--------------------------------------	-------------------------------	------------------------



Player Statistics

As of MON 3 SEP 2012

Players	NPC	Matches				Games				Match Duration	
		Played	Won	Lost	%Won	Played	Won	Lost	%Won	All	Average
SALMIN Paulo	BRA	2	0	2	0%	6	0	6	0%	37min	19min
Right/Shakehand C8		Points Won				Points Lost					
		Total	Own Serve:	24	Most Consecutive:	3	Total	Own Serve:	30	Most Consecutive:	9
		43	Opp. Serve:	19	GDO:	0	66	Opp. Serve:	36	GLL:	4
SKRZYNECKI Marcin	POL	3	2	1	67%	11	7	4	64%	1h4min	21min
Right/Shakehand C8		Points Won				Points Lost					
		Total	Own Serve:	58	Most Consecutive:	9	Total	Own Serve:	42	Most Consecutive:	8
		101	Opp. Serve:	43	GDO:	4	96	Opp. Serve:	54	GLL:	4
SUN Churen	CHN	3	2	1	67%	11	8	3	73%	1h18min	26min
Left/Shakehand C8		Points Won				Points Lost					
		Total	Own Serve:	59	Most Consecutive:	6	Total	Own Serve:	42	Most Consecutive:	6
		110	Opp. Serve:	51	GDO:	3	90	Opp. Serve:	48	GLL:	2
WILSON Ross	GBR	3	1	2	33%	12	5	7	42%	1h20min	27min
Right/Shakehand C8		Points Won				Points Lost					
		Total	Own Serve:	60	Most Consecutive:	8	Total	Own Serve:	54	Most Consecutive:	8
		113	Opp. Serve:	53	GDO:	3	111	Opp. Serve:	57	GLL:	3
YE Chaoqun	CHN	1	0	1	0%	4	1	3	25%	29min	29min
Right/Shakehand C8		Points Won				Points Lost					
		Total	Own Serve:	22	Most Consecutive:	3	Total	Own Serve:	21	Most Consecutive:	5
		43	Opp. Serve:	21	GDO:	0	44	Opp. Serve:	23	GLL:	4
ZHAO Shuai	CHN	3	3	0	100%	12	9	3	75%	1h22min	27min
Right/Shakehand C8		Points Won				Points Lost					
		Total	Own Serve:	63	Most Consecutive:	8	Total	Own Serve:	54	Most Consecutive:	6
		132	Opp. Serve:	69	GDO:	2	100	Opp. Serve:	46	GLL:	3

NOTES
The "Greatest deficit overcome" only applies when the player ends up winning the game and "Greatest lead lost" only when losing.

LEGEND
GDO Greatest deficit overcome **GLL** Greatest lead lost **Opp.** Opponent's



Tournament Statistics

As of MON 3 SEP 2012

Statistics	Preliminaries	Quarterfinals	Semifinals	Finals	Total
Matches Total	12	4	2	2	20
Game Margin: 3:0	7 58%	1 25%		1 50%	9 45%
3:1	2 17%	2 50%		1 50%	5 25%
3:2	3 25%	1 25%	2 100%		6 30%
Invalid Results Mark					
Duration: Total	5h9min	1h45min	1h13min	51min	8h58min
Longest	38min	37min	37min	29min	38min
Shortest	17min	17min	36min	22min	17min
Average	26min	26min	37min	26min	27min
Games Total	44	16	10	7	77
Point Margin 11					
10					
9		1 6%			1 1%
8					
7	2 5%	1 6%		1 14%	4 5%
6	3 7%	2 13%	1 10%	1 14%	7 9%
5	5 11%	2 13%	1 10%		8 10%
4	5 11%	3 19%	2 20%		10 13%
3	9 20%	2 13%		2 29%	13 17%
2	20 45%	5 31%	6 60%	3 43%	34 44%
Invalid Results Mark					
Duration: Total	3h50min	1h26min	1h0min	40min	6h56min
Longest	7min	8min	7min	9min	9min
Shortest	4min	4min	5min	4min	4min
Average	5min	5min	6min	6min	5min
Points Total	844	296	207	143	1490
per game	19.18	18.50	20.70	20.43	19.35
Most consecutive won	9	8	6	8	9
Greatest deficit overcome	6	4	3	3	6
Longest rally	20	23	15	12	23
Average rally	4	4	4	4	4

NOTES
The "Greatest deficit overcome" only applies when the player ends up winning the game.



Table Tennis

Men's Singles - Class 9



Entry List by Event

As of FRI 24 AUG 2012

NPC	How Qualified	Name	Date of Birth
AUT - Austria	QR (2)	FRACZYK Stanislaw	2 DEC 1952
CHN - People's Republic of China	QR (1)	MA Lin	25 DEC 1989
FIN - Finland	QL (8)	MIETTINEN Esa	16 DEC 1963
FRA - France	QL (10)	BELLAIS Frederic	2 MAR 1983
	QL (11)	BOUVAIS Thomas	29 MAY 1991
	QI (6)	CABESTANY Cedrik	18 FEB 1979
MAS - Malaysia	QL (19)	KOH Zhi Liang	19 JAN 1984
NED - Netherlands	QL (21)	HEIJNEN Tonnie	3 JUN 1967
	QL (4)	LAST Gerben	19 OCT 1985
NGR - Nigeria	QR (38)	ADISA Tunde	10 OCT 1970
NOR - Norway	QL (13)	AULIE Andreas	7 NOV 1985
RUS - Russian Federation	QL (7)	NOZDRUNOV Iurii	13 DEC 1989
SWE - Sweden	QI (16)	KARLSSON Linus	4 JUL 1989
UKR - Ukraine	QL (5)	KUBOV Vadym	14 APR 1983
	QL (3)	SHCHEPANSKYI Yuriy	13 NOV 1983
USA - United States of America	QR (9)	LEIBOVITZ Tahl	1 JUN 1975

NOTES

All changes are available in INFO.
(nnn) in "How Qualified" represents the player's singles world ranking as of July 2012.

LEGEND

QI Qualification by Invitation **QL** Qualification by Ranking List **QR** Regional Qualification



Draw

GROUP A

Rk	Name	NPC	FRA	UKR	MAS	Match Points
1	BOUVAIS Thomas	FRA		3:2 (7:11, 11:4, 11:13, 11:8, 11:7)	3:2 (9:11, 11:6, 11:7, 10:12, 11:7)	4
2	KUBOV Vadym	UKR	2:3 (11:7, 4:11, 13:11, 8:11, 7:11)		3:1 (14:12, 2:11, 11:6, 14:12)	3
3	KOH Zhi Liang	MAS	2:3 (11:9, 6:11, 7:11, 12:10, 7:11)	1:3 (12:14, 11:2, 6:11, 12:14)		2

GROUP B

Rk	Name	NPC	FRA	USA	SWE	Match Points
1	CABESTANY Cedrik	FRA		3:1 (11:8, 3:11, 11:8, 11:5)	3:2 (11:13, 10:12, 11:9, 11:9, 12:10)	4
2	LEIBOVITZ Tahl	USA	1:3 (8:11, 11:3, 8:11, 5:11)		3:1 (10:12, 11:7, 11:9, 14:12)	3
3	KARLSSON Linus	SWE	2:3 (13:11, 12:10, 9:11, 9:11, 10:12)	1:3 (12:10, 7:11, 9:11, 12:14)		2

GROUP C

Rk	Name	NPC	NOR	RUS	NED	Match Points
1	AULIE Andreas	NOR		3:1 (12:10, 5:11, 11:7, 12:10)	2:3 (11:9, 11:7, 10:12, 7:11, 3:11)	3
2	NOZDRUNOV Iurii	RUS	1:3 (10:12, 11:5, 7:11, 10:12)		3:1 (11:8, 9:11, 11:5, 15:13)	3
3	HEIJNEN Tonnie	NED	3:2 (9:11, 7:11, 12:10, 11:7, 11:3)	1:3 (8:11, 11:9, 5:11, 13:15)		3

GROUP D

Rk	Name	NPC	FRA	FIN	NGR	Match Points
1	BELLAIS Frederic	FRA		3:2 (11:7, 11:4, 7:11, 7:11, 11:6)	3:1 (11:4, 8:11, 11:9, 11:5)	4
2	MIETTINEN Esa	FIN	2:3 (7:11, 4:11, 11:7, 11:7, 6:11)		3:1 (11:8, 6:11, 11:4, 11:5)	3
3	ADISA Tunde	NGR	1:3 (4:11, 11:8, 9:11, 5:11)	1:3 (8:11, 11:6, 4:11, 5:11)		2

Qualification rule:

First from each group will qualify for the Quarterfinals.

LEGEND

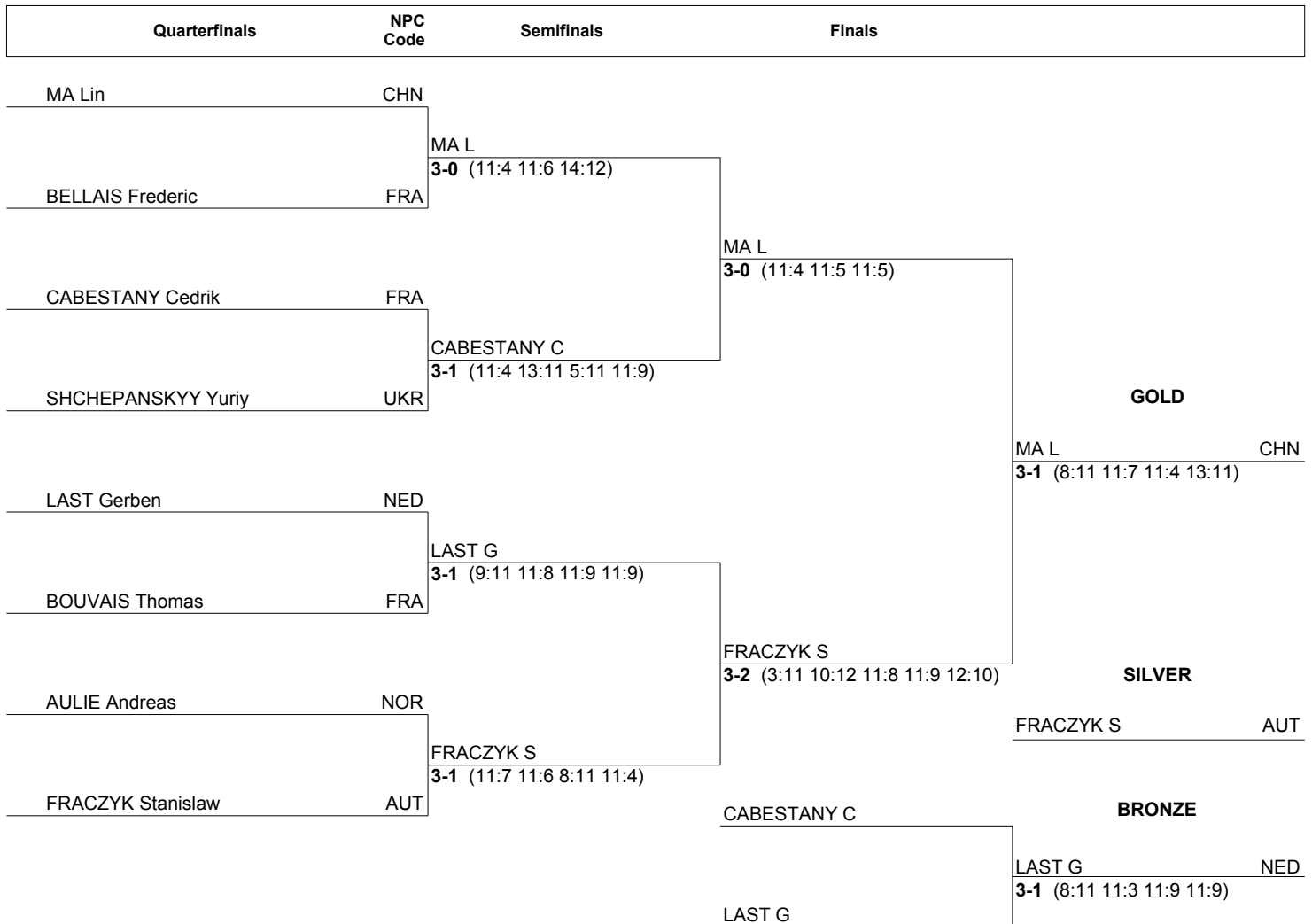
Rk Rank



Draw

QUALIFIED FROM GROUPS				
Group	Rk	Name	NPC	Match Points
A	1	BOUVAIS Thomas	FRA	4
B	1	CABESTANY Cedrik	FRA	4
C	1	AULIE Andreas	NOR	3
D	1	BELLAIS Frederic	FRA	4

DIRECT ENTRIES		
Seed	Name	NPC
1	MA Lin	CHN
2	FRACZYK Stanislaw	AUT
3	SHCHEPANSKYI Yuriy	UKR
4	LAST Gerben	NED



LEGEND	
Rk	Rank



Match Results

BOUVAIS Thomas (FRA) 3-2 KOH Zhi Liang (MAS)

Game Summary		Match	Game 1	Game 2	Game 3	Game 4	Game 5
BOUVAIS Thomas	FRA	3	9	11	11	10	11
KOH Zhi Liang	MAS	2	11	6	7	12	7
Duration:		38min	6 min	5 min	5 min	7 min	6 min

Match No : SM9(5) Table : 6

Umpires : BALGHAITH Alawi (QAT) SHERRATT Derek (GBR)

Player Statistics	BOUVAIS Thomas (FRA)						KOH Zhi Liang (MAS)					
	Game					Match	Game					Match
	1	2	3	4	5		1	2	3	4	5	
Points won	9	11	11	10	11	52	11	6	7	12	7	43
Biggest lead	1	5	4	2	4	5	2	-	-	2	-	2
Points won on own serve	4	5	8	3	6	26	5	3	5	4	3	20
Points lost on own serve	6	3	2	8	4	23	5	6	3	7	5	26
Most consecutive points won	2	4	3	3	3	4	3	3	3	4	3	4
Greatest deficit overcome	-	-	-	-	-	-	1	-	-	2	-	2
Handedness/Grip	Right/Shakehand						Left/Shakehand					

Game/Match Statistics	Game					Match
	1	2	3	4	5	
Longest rally (strokes)	15	16	10	13	13	16
Average rally	5	6	4	5	6	5

Game Progress

1	BOUVAIS Thomas (FRA)	*0	1	*2	3	*4	5	*6	6	*7	8	9
	KOH Zhi Liang (MAS)	0	*1	2	*3	4	*5	6	*8	9	*10	11
2	BOUVAIS Thomas (FRA)	0	*1	3	*5	5	*6	8	*9	10	11	
	KOH Zhi Liang (MAS)	*0	1	*1	1	*3	4	*4	5	*6	6	
3	BOUVAIS Thomas (FRA)	*0	2	*3	5	*5	6	*8	9	*9	11	
	KOH Zhi Liang (MAS)	0	*0	1	*1	3	*4	4	*5	7	7	
4	BOUVAIS Thomas (FRA)	0	*2	2	*3	4	*5	6	*7	8	*10	10
	KOH Zhi Liang (MAS)	*0	0	*2	3	*4	5	*6	7	*8	8	*10
5	BOUVAIS Thomas (FRA)	*0	1	*2	4	*5	5	*7	8	*9	11	
	KOH Zhi Liang (MAS)	0	*1	2	*2	3	*5	5	*6	7	7	

NOTES
The "Greatest deficit overcome" only applies when the player ends up winning the game.

LEGEND
SM Men's Singles * Server



Match Results

BOUVAIS Thomas (FRA) 3-2 KUBOV Vadym (UKR)

Game Summary		Match	Game 1	Game 2	Game 3	Game 4	Game 5
BOUVAIS Thomas	FRA	3	7	11	11	11	11
KUBOV Vadym	UKR	2	11	4	13	8	7
Duration:		39min	5 min	4 min	9 min	7 min	7 min

Match No : SM9(9) Table : 2

Umpires : BORODAVCHENKO Igor (RUS) KRME LJ Milana (SLO)

Player Statistics	BOUVAIS Thomas (FRA)						KUBOV Vadym (UKR)					
	Game					Match	Game					Match
	1	2	3	4	5		1	2	3	4	5	
Points won	7	11	11	11	11	51	11	4	13	8	7	43
Biggest lead	-	7	2	3	5	7	5	-	4	2	2	5
Points won on own serve	5	6	7	5	7	30	6	3	8	4	4	25
Points lost on own serve	5	1	5	4	3	18	2	5	4	6	4	21
Most consecutive points won	2	6	5	3	7	7	4	2	4	2	2	4
Greatest deficit overcome	-	-	-	2	2	2	-	-	2	-	-	2
Handedness/Grip	Right/Shakehand						Left/Shakehand					

Game/Match Statistics	Game					Match
	1	2	3	4	5	
Longest rally (strokes)	14	10	18	14	20	20
Average rally	5	4	5	4	6	5

Game Progress

1	BOUVAIS Thomas (FRA)	*0	0	*0	2	*2	3	*4	5	*6	7	KUBOV Vadym (UKR)	0	*2	4	*4	6	*7	8	*9	10	11										
2	BOUVAIS Thomas (FRA)	0	*1	3	*4	5	*7	9	*10	11	KUBOV Vadym (UKR)	*0	1	*1	2	*3	3	*3	4	4												
3	BOUVAIS Thomas (FRA)	*0	2	*2	3	*3	3	*4	6	*8	9	*10	11	*11	11	11	KUBOV Vadym (UKR)	0	*0	2	*3	5	*7	8	*8	8	*9	10	*10	11	*12	13
4	BOUVAIS Thomas (FRA)	0	*0	2	*3	4	*6	6	*8	9	*10	11	KUBOV Vadym (UKR)	*0	2	*2	3	*4	4	*6	6	*7	8	8								
5	BOUVAIS Thomas (FRA)	*0	0	*1	3	*3	5	*7	9	*10	11	KUBOV Vadym (UKR)	0	*2	3	*3	5	*5	5	*5	6	7										

NOTES
The "Greatest deficit overcome" only applies when the player ends up winning the game.

LEGEND
SM Men's Singles * Server



Match Results

KUBOV Vadym (UKR) 3-1 KOH Zhi Liang (MAS)

Game Summary		Match	Game 1	Game 2	Game 3	Game 4	Game 5
KUBOV Vadym	UKR	3	14	2	11	14	
KOH Zhi Liang	MAS	1	12	11	6	12	
Duration:		32min	8 min	3 min	5 min	9 min	

Match No : SM9(1) Table : 2

Umpires : TONGE Karen (GBR) KARAU Bernhard (GER)

Player Statistics	KUBOV Vadym (UKR)					Match	KOH Zhi Liang (MAS)					Match
	Game						Game					
	1	2	3	4	5		1	2	3	4	5	
Points won	14	2	11	14		41	12	11	6	12		41
Biggest lead	2	-	5	2		5	3	9	-	4		9
Points won on own serve	4	0	7	6		17	4	4	5	5		18
Points lost on own serve	7	7	1	7		22	9	2	4	8		23
Most consecutive points won	3	1	4	3		4	4	6	2	4		6
Greatest deficit overcome	3	-	-	4		4	-	-	-	-		-
Handedness/Grip	Left/Shakehand						Left/Shakehand					

Game/Match Statistics	Game					Match
	1	2	3	4	5	
Longest rally (strokes)	8	8	10	15		15
Average rally	5	3	4	5		4

Game Progress

1	KUBOV Vadym (UKR)	0	*1	1	*2	4	*5	7	*7	8	*9	10	*10	11	*11	12	*13	14
	KOH Zhi Liang (MAS)	*0	1	*3	4	*4	5	*5	7	*8	9	*10	11	*11	12	*12	12	12
2	KUBOV Vadym (UKR)	*0	0	*0	0	*1	1	*2	2									
	KOH Zhi Liang (MAS)	0	*2	4	*6	7	*9	10	11									
3	KUBOV Vadym (UKR)	0	*1	3	*4	5	*5	7	*8	10	11							
	KOH Zhi Liang (MAS)	*0	1	*1	2	*3	5	*5	6	*6	6							
4	KUBOV Vadym (UKR)	*0	0	*0	1	*3	4	*5	7	*8	8	*10	10	*11	12	*12	13	14
	KOH Zhi Liang (MAS)	0	*2	4	*5	5	*6	7	*7	8	*10	10	*11	11	*11	12	*12	12

NOTES

The "Greatest deficit overcome" only applies when the player ends up winning the game.

LEGEND

SM Men's Singles * Server



Match Results

LEIBOVITZ Tahl (USA) 3-1 KARLSSON Linus (SWE)

Game Summary		Match	Game 1	Game 2	Game 3	Game 4	Game 5
LEIBOVITZ Tahl	USA	3	10	11	11	14	
KARLSSON Linus	SWE	1	12	7	9	12	
Duration:		27min	6 min	4 min	5 min	7 min	

Match No : SM9(6) Table : 8

Umpires : BORODAVCHENKO Igor (RUS) KRME LJ Milana (SLO)

Player Statistics	LEIBOVITZ Tahl (USA)					Match	KARLSSON Linus (SWE)					Match
	Game						Game					
	1	2	3	4	5		1	2	3	4	5	
Points won	10	11	11	14		46	12	7	9	12		40
Biggest lead	2	4	3	2		4	5	1	1	3		5
Points won on own serve	7	4	5	7		23	9	3	3	7		22
Points lost on own serve	3	4	5	5		17	3	7	6	6		22
Most consecutive points won	7	3	3	3		7	4	2	4	3		4
Greatest deficit overcome	-	1	1	3		3	2	-	-	-		2
Handedness/Grip	Right/Shakehand						Right/Shakehand					

Game/Match Statistics	Game					Match
	1	2	3	4	5	
Longest rally (strokes)	11	9	11	21		21
Average rally	5	4	5	7		5

Game Progress

1	LEIBOVITZ Tahl (USA)	0	1	*1	2	*2	3	*4	6	*8	10	*10	10	10	KARLSSON Linus (SWE)	*0	*1	3	*4	6	*7	8	*8	8	*8	10	*11	12								
2	LEIBOVITZ Tahl (USA)	0	*1	2	*4	4	*6	7	*8	10	11	KARLSSON Linus (SWE)	*0	1	*2	2	*4	4	*5	6	*6	7														
3	LEIBOVITZ Tahl (USA)	*0	1	*3	4	*5	6	*6	7	*9	10	11	KARLSSON Linus (SWE)	0	*1	1	*2	3	*4	6	*7	7	*8	8												
4	LEIBOVITZ Tahl (USA)	0	*1	2	*2	4	*5	5	*6	8	*9	10	*10	11	*12	12	*13	14	KARLSSON Linus (SWE)	*0	1	*2	4	*4	5	*7	8	*8	9	*10	11	*11	11	*12	12	12

NOTES

The "Greatest deficit overcome" only applies when the player ends up winning the game.

LEGEND

SM Men's Singles * Server



Match Results

CABESTANY Cedrik (FRA) 3-1 LEIBOVITZ Tahl (USA)

Game Summary		Match	Game 1	Game 2	Game 3	Game 4	Game 5
CABESTANY Cedrik	FRA	3	11	3	11	11	
LEIBOVITZ Tahl	USA	1	8	11	8	5	
Duration:		21min	5 min	4 min	5 min	5 min	

Match No : SM9(10) Table : 4

Umpires : COCHRANE David (GBR) CURTIS Neil (GBR)

Player Statistics	CABESTANY Cedrik (FRA)					Match	LEIBOVITZ Tahl (USA)					Match
	Game						Game					
	1	2	3	4	5		1	2	3	4	5	
Points won	11	3	11	11		36	8	11	8	5		32
Biggest lead	3	-	4	6		6	1	8	-	-		8
Points won on own serve	6	1	5	6		18	5	4	4	3		16
Points lost on own serve	3	7	4	2		16	5	2	6	5		18
Most consecutive points won	3	1	4	4		4	2	5	3	1		5
Greatest deficit overcome	1	-	-	-		1	-	-	-	-		-
Handedness/Grip	Right/Shakehand						Right/Shakehand					

Game/Match Statistics	Game					Match
	1	2	3	4	5	
Longest rally (strokes)	9	10	11	11		11
Average rally	5	5	5	5		5

Game Progress

1	CABESTANY Cedrik (FRA)	0	*1	3	*3	4	*5	6	*8	9	*10	11
	LEIBOVITZ Tahl (USA)	*0	1	*1	3	*4	5	*6	6	*7	8	8
2	CABESTANY Cedrik (FRA)	*0	0	*1	2	*2	2	*3	3			
	LEIBOVITZ Tahl (USA)	0	*2	3	*4	6	*8	9	11			
3	CABESTANY Cedrik (FRA)	0	*2	3	*3	4	*6	8	*9	9	*10	11
	LEIBOVITZ Tahl (USA)	*0	0	*1	3	*4	4	*4	5	*7	8	8
4	CABESTANY Cedrik (FRA)	*0	2	*3	4	*5	6	*8	10	11		
	LEIBOVITZ Tahl (USA)	0	*0	1	*2	3	*4	4	*4	5		

NOTES
The "Greatest deficit overcome" only applies when the player ends up winning the game.

LEGEND
SM Men's Singles * Server



Match Results

CABESTANY Cedrik (FRA) 3-2 KARLSSON Linus (SWE)

Game Summary		Match	Game 1	Game 2	Game 3	Game 4	Game 5
CABESTANY Cedrik	FRA	3	11	10	11	11	12
KARLSSON Linus	SWE	2	13	12	9	9	10
Duration:		42min	7 min	7 min	7 min	7 min	9 min

Match No : SM9(2) Table : 4

Umpires : ROBERTS Averil (NZL) SZILY Marta (HUN)

Player Statistics	CABESTANY Cedrik (FRA)						KARLSSON Linus (SWE)					
	Game					Match	Game					Match
	1	2	3	4	5		1	2	3	4	5	
Points won	11	10	11	11	12	55	13	12	9	9	10	53
Biggest lead	5	1	3	3	2	5	2	3	3	2	3	3
Points won on own serve	6	5	5	8	6	30	7	6	4	7	5	29
Points lost on own serve	6	6	5	2	5	24	5	5	6	3	6	25
Most consecutive points won	4	4	4	3	3	4	6	4	6	4	3	6
Greatest deficit overcome	-	-	3	2	3	3	5	1	-	-	-	5
Handedness/Grip	Right/Shakehand						Right/Shakehand					

Game/Match Statistics	Game					Match
	1	2	3	4	5	
Longest rally (strokes)	13	23	19	13	15	23
Average rally	6	6	5	6	6	6

Game Progress

1	CABESTANY Cedrik (FRA)	0	*2	4	*4	5	*6	7	*9	10	*10	10	*10	11	*11	11
	KARLSSON Linus (SWE)	*0	0	*0	2	*3	4	*5	5	*6	8	*10	11	*11	12	13
2	CABESTANY Cedrik (FRA)	*0	1	*2	2	*3	5	*5	6	*8	9	*10	10	10		
	KARLSSON Linus (SWE)	0	*1	2	*4	5	*5	7	*8	8	*9	10	*11	12		
3	CABESTANY Cedrik (FRA)	0	*1	3	*4	4	*4	5	*7	7	*9	11				
	KARLSSON Linus (SWE)	*0	1	*1	2	*4	6	*7	7	*9	9	9				
4	CABESTANY Cedrik (FRA)	*0	2	*3	4	*4	5	*5	7	*8	10	11				
	KARLSSON Linus (SWE)	0	*0	1	*2	4	*5	7	*7	8	*8	9				
5	CABESTANY Cedrik (FRA)	0	*1	2	*2	3	*4	5	*7	8	*9	10	*11	12		
	KARLSSON Linus (SWE)	*0	1	*2	4	*5	6	*7	7	*8	9	*10	10	10		

NOTES
The "Greatest deficit overcome" only applies when the player ends up winning the game.

LEGEND
SM Men's Singles * Server



Match Results

HEIJNEN Tonnie (NED) 3-2 AULIE Andreas (NOR)

Game Summary		Match	Game 1	Game 2	Game 3	Game 4	Game 5
HEIJNEN Tonnie	NED	3	9	7	12	11	11
AULIE Andreas	NOR	2	11	11	10	7	3
Duration:		30min	5 min	5 min	6 min	4 min	4 min

Match No : SM9(7) Table : 2

Umpires : TICACALA Victor Hugo (ARG) RACKO Boris (SVK)

Player Statistics	HEIJNEN Tonnie (NED)						AULIE Andreas (NOR)					
	Game					Match	Game					Match
	1	2	3	4	5		1	2	3	4	5	
Points won	9	7	12	11	11	50	11	11	10	7	3	42
Biggest lead	2	1	2	5	8	8	4	4	5	1	-	5
Points won on own serve	7	4	7	5	8	31	8	7	6	4	3	28
Points lost on own serve	3	4	4	3	0	14	2	3	5	6	3	19
Most consecutive points won	3	2	4	4	4	4	6	3	5	2	1	6
Greatest deficit overcome	-	-	5	1	-	5	2	1	-	-	-	2
Handedness/Grip	Left/Shakehand						Right/Shakehand					

Game/Match Statistics	Game					Match
	1	2	3	4	5	
Longest rally (strokes)	7	6	9	9	7	9
Average rally	4	3	4	5	3	4

Game Progress

1	HEIJNEN Tonnie (NED)	*0	2	*2	4	*4	4	*4	6	*7	8	9		
	AULIE Andreas (NOR)	0	*0	2	*2	4	*6	8	*8	9	*10	11		
2	HEIJNEN Tonnie (NED)	0	*1	2	*3	4	*4	5	*6	7	7			
	AULIE Andreas (NOR)	*0	1	*2	3	*4	6	*7	8	*9	11			
3	HEIJNEN Tonnie (NED)	*0	1	*1	1	*2	3	*4	6	*7	9	*10	11	12
	AULIE Andreas (NOR)	0	*1	3	*5	6	*7	8	*8	9	*9	10	*10	10
4	HEIJNEN Tonnie (NED)	0	*1	3	*4	5	*6	7	*9	10	11			
	AULIE Andreas (NOR)	*0	1	*1	2	*3	4	*5	5	*6	7			
5	HEIJNEN Tonnie (NED)	*0	2	*3	5	*6	8	*9	11					
	AULIE Andreas (NOR)	0	*0	1	*1	2	*2	3	3					

NOTES

The "Greatest deficit overcome" only applies when the player ends up winning the game.

LEGEND

SM Men's Singles * Server



Match Results

AULIE Andreas (NOR) 3-1 NOZDRUNOV Iurii (RUS)

Game Summary		Match	Game 1	Game 2	Game 3	Game 4	Game 5
AULIE Andreas	NOR	3	12	5	11	12	
NOZDRUNOV Iurii	RUS	1	10	11	7	10	
Duration:		19min	4 min	3 min	4 min	5 min	

Match No : SM9(11) Table : 6

Umpires : FOOTE Ben (GBR) EDWARDS David (GBR)

Player Statistics	AULIE Andreas (NOR)					Match	NOZDRUNOV Iurii (RUS)					Match
	Game						Game					
	1	2	3	4	5		1	2	3	4	5	
Points won	12	5	11	12		40	10	11	7	10		38
Biggest lead	5	-	4	2		5	-	6	1	5		6
Points won on own serve	6	2	5	7		20	5	5	4	6		20
Points lost on own serve	5	6	3	4		18	6	3	6	5		20
Most consecutive points won	4	2	5	4		5	5	3	4	4		5
Greatest deficit overcome	-	-	1	5		5	-	-	-	-		-
Handedness/Grip	Right/Shakehand						Right/Shakehand					

Game/Match Statistics	Game					Match
	1	2	3	4	5	
Longest rally (strokes)	8	9	9	12		12
Average rally	3	5	5	5		4

Game Progress

1	AULIE Andreas (NOR)	0	*2	2	*4	6	*6	8	*9	9	*9	10	*11	12	NOZDRUNOV Iurii (RUS)	*0	0	*2	2	*2	4	*4	5	*7	9	*10	10	10
2	AULIE Andreas (NOR)	*0	0	*1	1	*2	2	*3	5	5	NOZDRUNOV Iurii (RUS)	0	*2	3	*5	6	*8	9	*9	11								
3	AULIE Andreas (NOR)	0	*1	3	*5	5	*5	6	*7	9	11	NOZDRUNOV Iurii (RUS)	*0	1	*1	1	*3	5	*6	7	*7	7						
4	AULIE Andreas (NOR)	*0	0	*0	2	*2	3	*4	6	*7	8	*10	11	12	NOZDRUNOV Iurii (RUS)	0	*2	4	*4	6	*7	8	*8	9	*10	10	*10	10

NOTES
The "Greatest deficit overcome" only applies when the player ends up winning the game.

LEGEND
SM Men's Singles * Server



Match Results

NOZDRUNOV Iurii (RUS) 3-1 HEIJNEN Tonnie (NED)

Game Summary		Match	Game 1	Game 2	Game 3	Game 4	Game 5
NOZDRUNOV Iurii	RUS	3	11	9	11	15	
HEIJNEN Tonnie	NED	1	8	11	5	13	
Duration:		27min	5 min	5 min	4 min	8 min	

Match No : SM9(3) Table : 6

Umpires : MAY Peter (GBR) LEE Soon-Ju (KOR)

Player Statistics	NOZDRUNOV Iurii (RUS)					Match	HEIJNEN Tonnie (NED)					Match
	Game						Game					
	1	2	3	4	5		1	2	3	4	5	
Points won	11	9	11	15		46	8	11	5	13		37
Biggest lead	3	3	6	3		6	1	2	-	3		3
Points won on own serve	7	3	6	7		23	5	4	3	6		18
Points lost on own serve	3	7	2	7		19	4	6	5	8		23
Most consecutive points won	3	4	5	5		5	3	3	1	3		3
Greatest deficit overcome	1	-	-	3		3	-	3	-	-		3
Handedness/Grip	Right/Shakehand						Left/Shakehand					

Game/Match Statistics	Game					Match
	1	2	3	4	5	
Longest rally (strokes)	10	7	10	9		10
Average rally	4	4	5	4		4

Game Progress

1	NOZDRUNOV Iurii (RUS)	*0	2	*2	3	*4	5	*6	8	*9	10	11	HEIJNEN Tonnie (NED)	0	*0	2	*3	4	*5	6	*6	7	*8	8															
2	NOZDRUNOV Iurii (RUS)	0	*1	2	*3	5	*6	6	*7	7	*9	9	HEIJNEN Tonnie (NED)	*0	1	*2	3	*3	4	*6	7	*9	9	11															
3	NOZDRUNOV Iurii (RUS)	*0	1	*2	4	*5	6	*7	9	11	HEIJNEN Tonnie (NED)	0	*1	2	*2	3	*4	5	*5	5																			
4	NOZDRUNOV Iurii (RUS)	0	*0	1	*2	4	*6	7	*7	8	*9	10	*11	11	*12	12	*13	13	*14	14	HEIJNEN Tonnie (NED)	*0	2	*3	4	*4	4	*5	7	*8	9	*10	10	*11	11	*12	12	*13	13
		15																																					
		13																																					

NOTES
The "Greatest deficit overcome" only applies when the player ends up winning the game.

LEGEND
SM Men's Singles * Server



Match Results

BELLAIS Frederic (FRA) 3-1 ADISA Tunde (NGR)

Game Summary		Match	Game 1	Game 2	Game 3	Game 4	Game 5
BELLAIS Frederic	FRA	3	11	8	11	11	
ADISA Tunde	NGR	1	4	11	9	5	
Duration:		22min	5 min	6 min	6 min	5 min	

Match No : SM9(8) Table : 4

Umpires : KARAU Bernhard (GER) TONGE Karen (GBR)

Player Statistics	BELLAIS Frederic (FRA)					Match	ADISA Tunde (NGR)					Match
	Game						Game					
	1	2	3	4	5		1	2	3	4	5	
Points won	11	8	11	11		41	4	11	9	5		29
Biggest lead	7	2	4	6		7	-	3	3	1		3
Points won on own serve	5	3	5	6		19	1	5	4	3		13
Points lost on own serve	3	6	5	2		16	6	5	6	5		22
Most consecutive points won	6	3	5	4		6	2	4	3	2		4
Greatest deficit overcome	-	-	3	1		3	-	2	-	-		2
Handedness/Grip	Right/Shakehand						Right/Shakehand					

Game/Match Statistics	Game					Match
	1	2	3	4	5	
Longest rally (strokes)	5	9	11	7		11
Average rally	3	4	4	4		4

Game Progress

1	BELLAIS Frederic (FRA)	*0	2	*3	3	*5	7	*9	10	11		
	ADISA Tunde (NGR)	0	*0	1	*3	3	*3	3	*4	4		
2	BELLAIS Frederic (FRA)	0	*2	2	*2	4	*5	5	*6	7	*8	8
	ADISA Tunde (NGR)	*0	0	*2	4	*4	5	*7	8	*9	10	11
3	BELLAIS Frederic (FRA)	*0	0	*1	2	*4	6	*6	8	*10	10	11
	ADISA Tunde (NGR)	0	*2	3	*4	4	*4	6	*6	6	*8	9
4	BELLAIS Frederic (FRA)	0	*1	2	*3	4	*6	8	*9	11		
	ADISA Tunde (NGR)	*0	1	*2	3	*4	4	*4	5	5		

NOTES
The "Greatest deficit overcome" only applies when the player ends up winning the game.

LEGEND
SM Men's Singles * Server



Match Results

BELLAIS Frederic (FRA) 3-2 MIETTINEN Esa (FIN)

Game Summary		Match	Game 1	Game 2	Game 3	Game 4	Game 5
BELLAIS Frederic	FRA	3	11	11	7	7	11
MIETTINEN Esa	FIN	2	7	4	11	11	6
Duration:		34min	5 min	4 min	5 min	5 min	6 min

Match No : SM9(12) Table : 8

Umpires : DEMARIO Leonor (BRA) ATTOOR Satheese (IND)

Player Statistics	BELLAIS Frederic (FRA)						MIETTINEN Esa (FIN)					
	Game					Match	Game					Match
	1	2	3	4	5		1	2	3	4	5	
Points won	11	11	7	7	11	47	7	4	11	11	6	39
Biggest lead	5	7	-	-	5	7	1	1	7	9	-	9
Points won on own serve	8	6	3	4	7	28	5	3	4	7	4	23
Points lost on own serve	2	1	7	4	2	16	3	5	4	3	4	19
Most consecutive points won	6	6	4	6	4	6	3	2	5	7	2	7
Greatest deficit overcome	1	1	-	-	-	1	-	-	-	-	-	-
Handedness/Grip	Right/Shakehand						Right/Shakehand					

Game/Match Statistics	Game					Match
	1	2	3	4	5	
Longest rally (strokes)	11	11	11	10	20	20
Average rally	4	4	5	4	5	4

Game Progress

1	BELLAIS Frederic (FRA)	*0	1	*2	4	*6	7	*7	9	*9	11
	MIETTINEN Esa (FIN)	0	*1	2	*2	2	*3	5	*5	7	7
2	BELLAIS Frederic (FRA)	0	*1	2	*3	5	*7	9	*10	11	
	MIETTINEN Esa (FIN)	*0	1	*2	3	*3	3	*3	4	4	
3	BELLAIS Frederic (FRA)	*0	1	*1	1	*3	3	*3	4	*6	7
	MIETTINEN Esa (FIN)	0	*1	3	*5	5	*7	9	*10	10	11
4	BELLAIS Frederic (FRA)	0	*0	0	*0	1	*1	2	*4	6	7
	MIETTINEN Esa (FIN)	*0	2	*4	6	*7	9	*10	10	*10	11
5	BELLAIS Frederic (FRA)	*0	2	*3	5	*6	7	*8	9	*10	11
	MIETTINEN Esa (FIN)	0	*0	1	*1	2	*3	4	*5	6	6

NOTES

The "Greatest deficit overcome" only applies when the player ends up winning the game.

LEGEND

SM Men's Singles * Server



Match Results

MIETTINEN Esa (FIN) 3-1 ADISA Tunde (NGR)

Game Summary		Match	Game 1	Game 2	Game 3	Game 4	Game 5
MIETTINEN Esa	FIN	3	11	6	11	11	
ADISA Tunde	NGR	1	8	11	4	5	
Duration:		22min	4 min	5 min	4 min	4 min	

Match No : SM9(4) Table : 8

Umpires : SUTCLIFFE Russell (GBR) PAYNE Michael (GBR)

Player Statistics	MIETTINEN Esa (FIN)					Match	ADISA Tunde (NGR)					Match	
	Game						Match	Game					
	1	2	3	4	5			1	2	3	4		5
Points won	11	6	11	11		39	8	11	4	5		28	
Biggest lead	4	-	7	6		7	1	5	-	1		5	
Points won on own serve	5	5	7	5		22	6	7	4	2		19	
Points lost on own serve	3	4	0	3		10	5	1	4	6		16	
Most consecutive points won	3	2	4	5		5	3	3	1	1		3	
Greatest deficit overcome	1	-	-	1		1	-	-	-	-		-	
Handedness/Grip	Right/Shakehand						Right/Shakehand						

Game/Match Statistics	Game					Match
	1	2	3	4	5	
Longest rally (strokes)	7	8	10	7		10
Average rally	3	4	4	4		4

Game Progress

1	MIETTINEN Esa (FIN)	0	*2	2	*3	5	*5	7	9	*9	10	11	ADISA Tunde (NGR)	*0	0	*2	3	*3	5	*5	*5	7	*8	8
2	MIETTINEN Esa (FIN)	*0	1	*1	2	*2	3	*4	6	*6	6	ADISA Tunde (NGR)	0	*1	3	*4	6	*7	8	*8	10	11		
3	MIETTINEN Esa (FIN)	0	*1	3	*4	6	*7	9	*10	11	ADISA Tunde (NGR)	*0	1	*1	2	*2	3	*3	4	4				
4	MIETTINEN Esa (FIN)	*0	1	*2	3	*4	6	*8	9	11	ADISA Tunde (NGR)	0	*1	2	*3	4	*4	4	*5	5				

NOTES
The "Greatest deficit overcome" only applies when the player ends up winning the game.

LEGEND
SM Men's Singles * Server



Match Results

MA Lin (CHN) 3-0 BELLAIS Frederic (FRA)

Game Summary		Match	Game 1	Game 2	Game 3	Game 4	Game 5
MA Lin	CHN	3	11	11	14		
BELLAIS Frederic	FRA	0	4	6	12		
Duration:		20min	4 min	4 min	8 min		

Match No : SM9(13) Table : 6

Umpires : ROBERTS Averil (NZL) TICACALA Victor Hugo (ARG)

Player Statistics	MA Lin (CHN)					Match	BELLAIS Frederic (FRA)					Match
	Game						Game					
	1	2	3	4	5		1	2	3	4	5	
Points won	11	11	14			36	4	6	12			22
Biggest lead	7	6	2			7	-	-	3			3
Points won on own serve	7	5	8			20	4	2	7			13
Points lost on own serve	0	4	5			9	4	6	6			16
Most consecutive points won	6	5	3			6	2	4	3			4
Greatest deficit overcome	-	-	3			3	-	-	-			-
Handedness/Grip	Left/Shakehand						Right/Shakehand					

Game/Match Statistics	Game					Match
	1	2	3	4	5	
Longest rally (strokes)	8	7	9			9
Average rally	4	4	4			4

Game Progress

1	MA Lin (CHN)	0	*1	3	*3	5	*6	8	*10	11	BELLAIS Frederic (FRA)	*0	1	*1	3	*3	4	*4	4	4																
2	MA Lin (CHN)	*0	1	*3	4	*6	8	*8	8	*10	11	BELLAIS Frederic (FRA)	0	*1	1	*2	2	*2	4	*6	6	6														
3	MA Lin (CHN)	0	*0	2	*2	3	*5	5	*6	7	*8	10	*11	11	*11	12	*13	14	BELLAIS Frederic (FRA)	*0	2	*2	4	*5	5	*7	8	*9	10	*10	10	*11	12	*12	12	12

NOTES
The "Greatest deficit overcome" only applies when the player ends up winning the game.

LEGEND
SM Men's Singles * Server



Match Results

CABESTANY Cedrik (FRA) 3-1 SHCHEPANSKY Y Yuriy (UKR)

Game Summary		Match	Game 1	Game 2	Game 3	Game 4	Game 5
CABESTANY Cedrik	FRA	3	11	13	5	11	
SHCHEPANSKY Y Yuriy	UKR	1	4	11	11	9	
Duration:		28min	4 min	8 min	5 min	6 min	

Match No : SM9(14) Table : 8

Umpires : PAYNE Michael (GBR) SZILY Marta (HUN)

Player Statistics	CABESTANY Cedrik (FRA)					Match	SHCHEPANSKY Y Yuriy (UKR)					Match
	Game						Game					
	1	2	3	4	5		1	2	3	4	5	
Points won	11	13	5	11		40	4	11	11	9		35
Biggest lead	7	4	1	4		7	-	1	7	1		7
Points won on own serve	6	6	3	6		21	3	5	7	5		20
Points lost on own serve	1	6	3	4		14	5	7	3	5		20
Most consecutive points won	6	5	4	3		6	3	5	6	5		6
Greatest deficit overcome	-	1	-	1		1	-	-	1	-		1
Handedness/Grip	Right/Shakehand						Left/Shakehand					

Game/Match Statistics	Game					Match
	1	2	3	4	5	
Longest rally (strokes)	22	14	14	22		22
Average rally	5	5	5	6		5

Game Progress

1	CABESTANY Cedrik (FRA)	0	*2	3	*3	5	*7	9	*10	11						
	SHCHEPANSKY Y Yuriy (UKR)	*0	0	*1	3	*3	3	*3	4	4						
2	CABESTANY Cedrik (FRA)	*0	1	*2	3	*5	7	*8	9	*9	9	*10	10	*11	12	13
	SHCHEPANSKY Y Yuriy (UKR)	0	*1	2	*3	3	*3	4	*5	7	*9	10	*11	11	*11	11
3	CABESTANY Cedrik (FRA)	0	0	*0	0	*1	3	*4	5	5						
	SHCHEPANSKY Y Yuriy (UKR)	*0	*2	4	*6	7	*7	8	*9	11						
4	CABESTANY Cedrik (FRA)	*0	1	*2	4	*5	7	*8	8	*8	9	11				
	SHCHEPANSKY Y Yuriy (UKR)	0	*1	2	*2	3	*3	4	*6	8	*9	9				

NOTES
The "Greatest deficit overcome" only applies when the player ends up winning the game.

LEGEND
SM Men's Singles * Server



Match Results

LAST Gerben (NED) 3-1 BOUVAIS Thomas (FRA)

Game Summary		Match	Game 1	Game 2	Game 3	Game 4	Game 5
LAST Gerben	NED	3	9	11	11	11	
BOUVAIS Thomas	FRA	1	11	8	9	9	
Duration:		28min	6 min	5 min	6 min	6 min	

Match No : SM9(15) Table : 6

Umpires : TAMURA Nagako (JPN) GOULDEN David (GBR)

Player Statistics	LAST Gerben (NED)					Match	BOUVAIS Thomas (FRA)					Match
	Game						Game					
	1	2	3	4	5		1	2	3	4	5	
Points won	9	11	11	11		42	11	8	9	9		37
Biggest lead	-	3	6	2		6	4	-	-	2		4
Points won on own serve	5	5	7	6		23	6	3	6	5		20
Points lost on own serve	5	5	3	4		17	4	6	4	5		19
Most consecutive points won	3	3	4	4		4	4	2	4	2		4
Greatest deficit overcome	-	-	-	2		2	-	-	-	-		-
Handedness/Grip	Right/Shakehand						Right/Shakehand					

Game/Match Statistics	Game					Match
	1	2	3	4	5	
Longest rally (strokes)	10	9	11	13		13
Average rally	5	5	5	5		5

Game Progress

1	LAST Gerben (NED)	0	*0	2	*3	4	*4	4	*6	7	*8	9
	BOUVAIS Thomas (FRA)	*0	2	*2	3	*4	6	*8	8	*9	10	11
2	LAST Gerben (NED)	*0	1	*3	3	*4	6	*7	8	*9	10	11
	BOUVAIS Thomas (FRA)	0	*1	1	*3	4	*4	5	*6	7	*8	8
3	LAST Gerben (NED)	0	*2	4	*5	6	*7	9	*9	10	*10	11
	BOUVAIS Thomas (FRA)	*0	0	*0	1	*2	3	*3	5	*6	8	9
4	LAST Gerben (NED)	*0	1	*1	2	*3	5	*7	8	*9	10	11
	BOUVAIS Thomas (FRA)	0	*1	3	*4	5	*5	5	*6	7	*8	9

NOTES
The "Greatest deficit overcome" only applies when the player ends up winning the game.

LEGEND
SM Men's Singles * Server



Match Results

FRACZYK Stanislaw (AUT) 3-1 AULIE Andreas (NOR)

Game Summary		Match	Game 1	Game 2	Game 3	Game 4	Game 5
FRACZYK Stanislaw	AUT	3	11	11	8	11	
AULIE Andreas	NOR	1	7	6	11	4	
Duration:		20min	4 min	4 min	4 min	4 min	

Match No : SM9(16) Table : 8

Umpires : HIGGINS Peter (GBR) MAY Peter (GBR)

Player Statistics	FRACZYK Stanislaw (AUT)					Match	AULIE Andreas (NOR)					Match
	Game						Game					
	1	2	3	4	5		1	2	3	4	5	
Points won	11	11	8	11		41	7	6	11	4		28
Biggest lead	4	5	-	7		7	2	-	4	-		4
Points won on own serve	7	7	3	6		23	6	4	5	2		17
Points lost on own serve	1	2	6	2		11	4	4	5	5		18
Most consecutive points won	4	5	3	5		5	3	2	2	2		3
Greatest deficit overcome	2	-	-	-		2	-	-	-	-		-
Handedness/Grip	Right/Shakehand						Right/Shakehand					

Game/Match Statistics	Game					Match
	1	2	3	4	5	
Longest rally (strokes)	9	13	8	9		13
Average rally	4	4	4	4		4

Game Progress

1	FRACZYK Stanislaw (AUT)	0	*1	2	*2	4	*5	7	*7	9	11	AULIE Andreas (NOR)	*0	1	*2	4	*4	5	*5	7	*7	7		
2	FRACZYK Stanislaw (AUT)	*0	2	*2	3	*4	6	*8	9	*10	11	AULIE Andreas (NOR)	0	*0	2	*3	4	*4	4	*5	6	6		
3	FRACZYK Stanislaw (AUT)	0	*0	1	*2	3	*4	4	*6	7	*8	8	AULIE Andreas (NOR)	*0	2	*3	4	*5	6	*8	8	*9	10	11
4	FRACZYK Stanislaw (AUT)	*0	2	*4	5	*6	7	*8	10	11	AULIE Andreas (NOR)	0	*0	0	*1	2	*3	4	*4	4				

NOTES
The "Greatest deficit overcome" only applies when the player ends up winning the game.

LEGEND
SM Men's Singles * Server



Match Results

MA Lin (CHN) 3-0 CABESTANY Cedrik (FRA)

Game Summary		Match	Game 1	Game 2	Game 3	Game 4	Game 5
MA Lin	CHN	3	11	11	11		
CABESTANY Cedrik	FRA	0	4	5	5		
Duration:		17min	2 min	5 min	4 min		

Match No : SM9(17) Table : 6

Umpires : CURTIS Neil (GBR) RACKO Boris (SVK)

Player Statistics	MA Lin (CHN)					Match	CABESTANY Cedrik (FRA)					Match
	Game						Game					
	1	2	3	4	5		1	2	3	4	5	
Points won	11	11	11			33	4	5	5			14
Biggest lead	7	6	7			7	-	3	-			3
Points won on own serve	6	6	7			19	2	3	4			9
Points lost on own serve	2	2	1			5	5	5	4			14
Most consecutive points won	5	7	6			7	1	3	3			3
Greatest deficit overcome	-	3	-			3	-	-	-			-
Handedness/Grip	Left/Shakehand						Right/Shakehand					

Game/Match Statistics	Game					Match
	1	2	3	4	5	
Longest rally (strokes)	9	13	10			13
Average rally	4	5	5			5

Game Progress

1	MA Lin (CHN)	*0	2	*3	4	*5	6	*8	10	11
	CABESTANY Cedrik (FRA)	0	*0	1	*2	3	*4	4	*4	4
2	MA Lin (CHN)	0	*0	1	*3	4	*5	7	*9	11
	CABESTANY Cedrik (FRA)	*0	2	*3	3	*4	5	*5	5	5
3	MA Lin (CHN)	*0	2	*3	5	*7	8	*8	10	11
	CABESTANY Cedrik (FRA)	0	*0	1	*1	1	*2	4	*4	5

NOTES

The "Greatest deficit overcome" only applies when the player ends up winning the game.

LEGEND

SM Men's Singles * Server



Match Results

FRACZYK Stanislaw (AUT) 3-2 LAST Gerben (NED)

Game Summary		Match	Game 1	Game 2	Game 3	Game 4	Game 5
FRACZYK Stanislaw	AUT	3	3	10	11	11	12
LAST Gerben	NED	2	11	12	8	9	10
Duration:		33min	5 min	7 min	6 min	6 min	6 min

Match No : SM9(18) Table : 8

Umpires : TONGE Karen (GBR) le PAGE Tim (GBR)

Player Statistics	FRACZYK Stanislaw (AUT)						LAST Gerben (NED)					
	Game					Match	Game					Match
	1	2	3	4	5		1	2	3	4	5	
Points won	3	10	11	11	12	47	11	12	8	9	10	50
Biggest lead	2	1	3	3	2	3	8	3	1	4	4	8
Points won on own serve	2	4	6	6	5	23	7	5	5	5	4	26
Points lost on own serve	4	7	3	4	6	24	1	6	5	5	7	24
Most consecutive points won	3	3	3	5	6	6	10	3	2	5	4	10
Greatest deficit overcome	-	-	1	4	4	4	2	1	-	-	-	2
Handedness/Grip	Right/Shakehand						Right/Shakehand					

Game/Match Statistics	Game					Match
	1	2	3	4	5	
Longest rally (strokes)	7	7	6	7	9	9
Average rally	4	4	4	4	4	4

Game Progress

1	FRACZYK Stanislaw (AUT)	0	*1	3	*3	3	*3	3	3	3	3	3	3	
	LAST Gerben (NED)	*0	1	*1	3	*5	7	*9	11					
2	FRACZYK Stanislaw (AUT)	*0	0	*1	2	*3	5	*6	6	*8	9	*10	10	10
	LAST Gerben (NED)	0	*2	3	*4	5	*5	6	*8	8	*9	10	*11	12
3	FRACZYK Stanislaw (AUT)	0	*1	2	*3	4	*5	7	*7	8	*10	11		
	LAST Gerben (NED)	*0	1	*2	3	*4	5	*5	7	*8	8	8		
4	FRACZYK Stanislaw (AUT)	*0	1	*1	1	*3	5	*6	8	*9	10	11		
	LAST Gerben (NED)	0	*1	3	*5	5	*5	6	*6	7	*8	9		
5	FRACZYK Stanislaw (AUT)	0	*0	0	*1	3	*5	7	*8	8	*10	10	*11	12
	LAST Gerben (NED)	*0	2	*4	5	*5	5	*5	6	*8	8	*10	10	10

NOTES

The "Greatest deficit overcome" only applies when the player ends up winning the game.

LEGEND

SM Men's Singles * Server



Match Results

LAST Gerben (NED) 3-1 CABESTANY Cedrik (FRA)

Game Summary		Match	Game 1	Game 2	Game 3	Game 4	Game 5
LAST Gerben	NED	3	8	11	11	11	
CABESTANY Cedrik	FRA	1	11	3	9	9	
Duration:		27min	5 min	4 min	6 min	7 min	

Match No : SM9(19) Table : 4

Umpires : SHERRATT Derek (GBR) MAY Peter (GBR)

Player Statistics	LAST Gerben (NED)					Match	CABESTANY Cedrik (FRA)					Match
	Game						Game					
	1	2	3	4	5		1	2	3	4	5	
Points won	8	11	11	11		41	11	3	9	9		32
Biggest lead	2	8	3	2		8	3	1	1	3		3
Points won on own serve	6	5	5	8		24	7	2	4	7		20
Points lost on own serve	4	1	5	2		12	2	6	6	3		17
Most consecutive points won	3	5	3	3		5	5	1	2	3		5
Greatest deficit overcome	-	1	1	3		3	2	-	-	-		2
Handedness/Grip	Right/Shakehand						Right/Shakehand					

Game/Match Statistics	Game					Match
	1	2	3	4	5	
Longest rally (strokes)	12	8	12	14		14
Average rally	6	5	5	5		5

Game Progress

1	LAST Gerben (NED)	*0	1	*2	3	*3	5	*6	8	*8	8	8
	CABESTANY Cedrik (FRA)	0	*1	2	*3	5	*5	6	*6	8	*10	11
2	LAST Gerben (NED)	0	*1	3	*4	6	*8	9	11			
	CABESTANY Cedrik (FRA)	*0	1	*1	2	*2	2	*3	3			
3	LAST Gerben (NED)	*0	1	*2	3	*4	5	*6	7	*9	10	11
	CABESTANY Cedrik (FRA)	0	*1	2	*3	4	*5	6	*7	7	*8	9
4	LAST Gerben (NED)	0	*1	2	*2	4	*4	5	*6	8	*9	11
	CABESTANY Cedrik (FRA)	*0	1	*2	4	*4	6	*7	8	*8	9	9

NOTES

The "Greatest deficit overcome" only applies when the player ends up winning the game.

LEGEND

SM Men's Singles * Server



Match Results

MA Lin (CHN) 3-1 FRACZYK Stanislaw (AUT)

Game Summary		Match	Game 1	Game 2	Game 3	Game 4	Game 5
MA Lin	CHN	3	8	11	11	13	
FRACZYK Stanislaw	AUT	1	11	7	4	11	
Duration:		27min	5 min	5 min	5 min	6 min	

Match No : SM9(20) Table : 2

Umpires : WILLIAMSON Robert (GBR) BROWN David (GBR)

Player Statistics	MA Lin (CHN)					Match	FRACZYK Stanislaw (AUT)					Match
	Game						Game					
	1	2	3	4	5		1	2	3	4	5	
Points won	8	11	11	13		43	11	7	4	11		33
Biggest lead	-	4	7	5		7	8	3	1	1		8
Points won on own serve	6	5	7	8		26	7	4	3	7		21
Points lost on own serve	4	3	1	4		12	2	6	4	5		17
Most consecutive points won	6	4	4	4		6	8	2	1	6		8
Greatest deficit overcome	-	3	1	1		3	-	-	-	-		-
Handedness/Grip	Left/Shakehand						Right/Shakehand					

Game/Match Statistics	Game					Match
	1	2	3	4	5	
Longest rally (strokes)	5	6	11	8		11
Average rally	2	4	5	4		3

Game Progress

1	MA Lin (CHN)	*0	0	*0	0	*0	2	*4	6	*6	8	8	FRACZYK Stanislaw (AUT)	0	*2	4	*6	8	*8	8	*8	10	*10	11								
2	MA Lin (CHN)	0	*0	1	*2	3	*4	6	*8	9	11	FRACZYK Stanislaw (AUT)	*0	2	*3	4	*5	6	*6	6	*7	7										
3	MA Lin (CHN)	*0	1	*2	4	*5	7	*8	10	11	FRACZYK Stanislaw (AUT)	0	*1	2	*2	3	*3	4	*4	4												
4	MA Lin (CHN)	0	*1	3	*4	6	*7	7	*7	8	*9	10	*10	11	*12	13	FRACZYK Stanislaw (AUT)	*0	1	*1	2	*2	3	*5	7	*8	9	*10	11	*11	11	11

NOTES
The "Greatest deficit overcome" only applies when the player ends up winning the game.

LEGEND
SM Men's Singles * Server


Player Statistics

As of SUN 2 SEP 2012

Players	NPC	Matches				Games				Match Duration	
		Played	Won	Lost	%Won	Played	Won	Lost	%Won	All	Average
ADISA Tunde	NGR	2	0	2	0%	8	2	6	25%	44min	22min
Right/Shakehand C9		Points Won				Points Lost					
		Total	Own Serve:	32	Most Consecutive:	4	Total	Own Serve:	38	Most Consecutive:	6
		58	Opp. Serve:	26	GDO:	2	79	Opp. Serve:	41	GLL:	3
AULIE Andreas	NOR	3	1	2	33%	13	6	7	46%	1h9min	23min
Right/Shakehand C9		Points Won				Points Lost					
		Total	Own Serve:	65	Most Consecutive:	6	Total	Own Serve:	55	Most Consecutive:	5
		110	Opp. Serve:	45	GDO:	5	129	Opp. Serve:	74	GLL:	5
BELLAIS Frederic	FRA	3	2	1	67%	12	6	6	50%	1h16min	25min
Right/Shakehand C9		Points Won				Points Lost					
		Total	Own Serve:	60	Most Consecutive:	6	Total	Own Serve:	48	Most Consecutive:	7
		110	Opp. Serve:	50	GDO:	3	104	Opp. Serve:	56	GLL:	3
BOUVAIS Thomas	FRA	3	2	1	67%	14	7	7	50%	1h45min	35min
Right/Shakehand C9		Points Won				Points Lost					
		Total	Own Serve:	76	Most Consecutive:	7	Total	Own Serve:	60	Most Consecutive:	4
		140	Opp. Serve:	64	GDO:	2	128	Opp. Serve:	68	GLL:	2
CABESTANY Cedrik	FRA	5	3	2	60%	20	10	10	50%	2h15min	27min
Right/Shakehand C9		Points Won				Points Lost					
		Total	Own Serve:	98	Most Consecutive:	6	Total	Own Serve:	85	Most Consecutive:	7
		178	Opp. Serve:	80	GDO:	3	193	Opp. Serve:	108	GLL:	5
FRACZYK Stanislaw	AUT	3	2	1	67%	13	7	6	54%	1h20min	27min
Right/Shakehand C9		Points Won				Points Lost					
		Total	Own Serve:	67	Most Consecutive:	8	Total	Own Serve:	52	Most Consecutive:	10
		121	Opp. Serve:	54	GDO:	4	121	Opp. Serve:	69	GLL:	3
HEIJNEN Tonnie	NED	2	1	1	50%	9	4	5	44%	57min	29min
Left/Shakehand C9		Points Won				Points Lost					
		Total	Own Serve:	49	Most Consecutive:	4	Total	Own Serve:	37	Most Consecutive:	6
		87	Opp. Serve:	38	GDO:	5	88	Opp. Serve:	51	GLL:	3
KARLSSON Linus	SWE	2	0	2	0%	9	3	6	33%	1h9min	35min
Right/Shakehand C9		Points Won				Points Lost					
		Total	Own Serve:	51	Most Consecutive:	6	Total	Own Serve:	47	Most Consecutive:	7
		92	Opp. Serve:	41	GDO:	5	100	Opp. Serve:	53	GLL:	3
KOH Zhi Liang	MAS	2	0	2	0%	9	3	6	33%	1h10min	35min
Left/Shakehand C9		Points Won				Points Lost					
		Total	Own Serve:	38	Most Consecutive:	6	Total	Own Serve:	49	Most Consecutive:	4
		83	Opp. Serve:	45	GDO:	2	92	Opp. Serve:	43	GLL:	4
KUBOV Vadym	UKR	2	1	1	50%	9	5	4	56%	1h11min	36min
Left/Shakehand C9		Points Won				Points Lost					
		Total	Own Serve:	42	Most Consecutive:	4	Total	Own Serve:	43	Most Consecutive:	7
		83	Opp. Serve:	41	GDO:	4	91	Opp. Serve:	48	GLL:	2

LEGEND	GDO Greatest deficit overcome	GLL Greatest lead lost	Opp. Opponent's
---------------	--------------------------------------	-------------------------------	------------------------



Player Statistics

As of SUN 2 SEP 2012

Players	NPC	Matches				Games				Match Duration	
		Played	Won	Lost	%Won	Played	Won	Lost	%Won	All	Average
LAST Gerben	NED	3	2	1	67%	13	8	5	62%	1h28min	29min
Right/Shakehand C9		Points Won				Points Lost					
		Total	Own Serve:	73	Most Consecutive:	10	Total	Own Serve:	53	Most Consecutive:	6
		133	Opp. Serve:	60	GDO:	3	116	Opp. Serve:	63	GLL:	4
LEIBOVITZ Tahl	USA	2	1	1	50%	8	4	4	50%	48min	24min
Right/Shakehand C9		Points Won				Points Lost					
		Total	Own Serve:	39	Most Consecutive:	7	Total	Own Serve:	35	Most Consecutive:	4
		77	Opp. Serve:	38	GDO:	3	75	Opp. Serve:	40	GLL:	2
MA Lin	CHN	3	3	0	100%	10	9	1	90%	1h4min	21min
Left/Shakehand C9		Points Won				Points Lost					
		Total	Own Serve:	65	Most Consecutive:	7	Total	Own Serve:	26	Most Consecutive:	8
		112	Opp. Serve:	47	GDO:	3	69	Opp. Serve:	43	GLL:	0
MIETTINEN Esa	FIN	2	1	1	50%	9	5	4	56%	56min	28min
Right/Shakehand C9		Points Won				Points Lost					
		Total	Own Serve:	45	Most Consecutive:	7	Total	Own Serve:	29	Most Consecutive:	6
		77	Opp. Serve:	32	GDO:	1	76	Opp. Serve:	47	GLL:	1
NOZDRUNOV Iurii	RUS	2	1	1	50%	8	4	4	50%	46min	23min
Right/Shakehand C9		Points Won				Points Lost					
		Total	Own Serve:	43	Most Consecutive:	5	Total	Own Serve:	39	Most Consecutive:	5
		84	Opp. Serve:	41	GDO:	3	77	Opp. Serve:	38	GLL:	5
SHCHEPANSKY Yurii	UKR	1	0	1	0%	4	1	3	25%	28min	28min
Left/Shakehand C9		Points Won				Points Lost					
		Total	Own Serve:	20	Most Consecutive:	6	Total	Own Serve:	20	Most Consecutive:	6
		34	Opp. Serve:	14	GDO:	1	41	Opp. Serve:	21	GLL:	1

NOTES
The "Greatest deficit overcome" only applies when the player ends up winning the game and "Greatest lead lost" only when losing.

LEGEND
GDO Greatest deficit overcome **GLL** Greatest lead lost **Opp.** Opponent's



Tournament Statistics

As of SUN 2 SEP 2012

Statistics	Preliminaries	Quarterfinals	Semifinals	Finals	Total
Matches Total	12	4	2	2	20
Game Margin: 3:0		1 25%	1 50%		2 10%
3:1	7 58%	3 75%		2 100%	12 60%
3:2	5 42%		1 50%		6 30%
Invalid Results Mark					
Duration: Total	5h53min	1h36min	50min	54min	9h13min
Longest	42min	28min	33min	27min	42min
Shortest	19min	20min	17min	27min	17min
Average	29min	24min	25min	27min	28min
Games Total	53	15	8	8	84
Point Margin 11					
10					
9	1 2%				1 1%
8	2 4%		1 13%	1 13%	4 5%
7	4 8%	3 20%	1 13%	1 13%	9 11%
6	5 9%	1 7%	2 25%		8 10%
5	4 8%	2 13%			6 7%
4	11 21%	1 7%		1 13%	13 15%
3	6 11%	2 13%	1 13%	2 25%	11 13%
2	20 38%	6 40%	3 38%	3 38%	32 38%
Invalid Results Mark					
Duration: Total	4h50min	1h18min	41min	43min	7h32min
Longest	9min	8min	7min	7min	9min
Shortest	3min	4min	2min	4min	2min
Average	5min	5min	5min	5min	5min
Points Total	1009	281	144	149	1583
per game	19.04	18.73	18.00	18.63	18.85
Most consecutive won	7	6	10	8	10
Greatest deficit overcome	5	3	4	3	5
Longest rally	23	22	13	14	23
Average rally	5	5	4	4	5

NOTES
The "Greatest deficit overcome" only applies when the player ends up winning the game.



Table Tennis

Men's Singles - Class 10



Entry List by Event

As of TUE 28 AUG 2012

NPC	How Qualified	Name	Date of Birth
BRA - Brazil	QR (14)	CARBINATTI Carlos	8 AUG 1984
CHN - People's Republic of China	QR (1)	GE Yang	26 SEP 1985
	QL (5)	LIAN Hao	7 JUN 1995
	QL (9)	LU Xiaolei	27 NOV 1982
CZE - Czech Republic	QL (7)	KARABEC Ivan	13 SEP 1980
EGY - Egypt	QI (23)	ABDELWAHAB Abdelrahman	2 MAY 1981
ESP - Spain	QL (12)	CARDONA Jorge	2 NOV 1987
	QL (2)	RUIZ REYES Jose Manuel	16 JUL 1978
GBR - Great Britain	QL (10)	DAYBELL Kim	11 AUG 1992
HUN - Hungary	QL (13)	BERECKI Dezso	19 FEB 1982
INA - Indonesia	QL (3)	JACOBS David	21 JUN 1977
MAS - Malaysia	QI (16)	BAKAR Mohamad Azwar	6 AUG 1987
POL - Poland	QR (4)	CHOJNOWSKI Patryk	5 APR 1990
	QL (15)	POWROZNIAK Sebastian	17 JUL 1987
RUS - Russian Federation	QL (6)	LUKYANOV Pavel	17 AUG 1979
SWE - Sweden	QL (8)	ANDERSSON Fredrik	3 JUL 1980

NOTES

All changes are available in INFO.
(nnn) in "How Qualified" represents the player's singles world ranking as of July 2012.

LEGEND

QI Qualification by Invitation **QL** Qualification by Ranking List **QR** Regional Qualification



Draw

GROUP A

Rk	Name	NPC	CHN	GBR	BRA	Match Points
1	LIAN Hao	CHN		3:2 (9:11, 5:11, 11:9, 16:14, 11:7)	3:2 (13:11, 6:11, 13:11, 7:11, 11:6)	4
2	DAYBELL Kim	GBR	2:3 (11:9, 11:5, 9:11, 14:16, 7:11)		3:0 (11:4, 11:9, 11:3)	3
3	CARBINATTI Carlos	BRA	2:3 (11:13, 11:6, 11:13, 11:7, 6:11)	0:3 (4:11, 9:11, 3:11)		2

GROUP B

Rk	Name	NPC	CHN	MAS	RUS	Match Points
1	LU Xiaolei	CHN		3:1 (11:3, 10:12, 13:11, 12:10)	2:3 (11:9, 11:8, 6:11, 9:11, 9:11)	3
2	BAKAR Mohamad Azwar	MAS	1:3 (3:11, 12:10, 11:13, 10:12)		3:1 (8:11, 11:9, 11:9, 11:7)	3
3	LUKYANOV Pavel	RUS	3:2 (9:11, 8:11, 11:6, 11:9, 11:9)	1:3 (11:8, 9:11, 9:11, 7:11)		3

GROUP C

Rk	Name	NPC	CZE	ESP	POL	Match Points
1	KARABEC Ivan	CZE		3:0 (11:9, 11:6, 12:10)	3:0 (11:8, 11:8, 13:11)	4
2	CARDONA Jorge	ESP	0:3 (9:11, 6:11, 10:12)		3:1 (11:6, 11:5, 10:12, 11:2)	3
3	POWROZNIAK Sebastian	POL	0:3 (8:11, 8:11, 11:13)	1:3 (6:11, 5:11, 12:10, 2:11)		2

GROUP D

Rk	Name	NPC	HUN	SWE	EGY	Match Points
1	BERECKI Dezso	HUN		1:3 (4:11, 5:11, 11:5, 6:11)	3:0 (11:9, 11:9, 14:12)	3
2	ANDERSSON Fredrik	SWE	3:1 (11:4, 11:5, 5:11, 11:6)		2:3 (4:11, 8:11, 11:3, 11:5, 9:11)	3
3	ABDELWAHAB Abdelrahman	EGY	0:3 (9:11, 9:11, 12:14)	3:2 (11:4, 11:8, 3:11, 5:11, 11:9)		3

Qualification rule:

First from each group will qualify for the Quarterfinals.

LEGEND

Rk Rank



Draw

QUALIFIED FROM GROUPS				
Group	Rk	Name	NPC	Match Points
A	1	LIAN Hao	CHN	4
B	1	LU Xiaolei	CHN	3
C	1	KARABEC Ivan	CZE	4
D	1	BERECKI Dezso	HUN	3

DIRECT ENTRIES		
Seed	Name	NPC
1	GE Yang	CHN
2	RUIZ REYES Jose Manuel	ESP
3	JACOBS David	INA
4	CHOJNOWSKI Patryk	POL

Quarterfinals	NPC Code	Semifinals	Finals
GE Yang	CHN		
KARABEC Ivan	CZE	GE Y 3-2 (4:11 12:10 9:11 11:5 11:6)	
LU Xiaolei	CHN		
JACOBS David	INA	GE Y 3-1 (13:11 12:10 5:11 13:11)	
CHOJNOWSKI Patryk	POL		
LIAN Hao	CHN	JACOBS D 3-1 (12:10 8:11 12:10 11:3)	
BERECKI Dezso	HUN		
RUIZ REYES Jose Manuel	ESP	CHOJNOWSKI P 3-0 (11:8 11:8 11:6)	
		CHOJNOWSKI P 3-0 (14:12 12:10 11:4)	GOLD CHOJNOWSKI P POL 3-0 (11:9 11:4 11:9)
		RUIZ REYES JM 3-2 (9:11 11:5 6:11 11:7 11:8)	SILVER GE Y CHN
		JACOBS D	BRONZE JACOBS D INA 3-1 (11:9 7:11 11:5 11:6)
		RUIZ REYES JM	

LEGEND	
Rk	Rank



Match Results

DAYBELL Kim (GBR) 3-0 CARBINATTI Carlos (BRA)

Game Summary		Match	Game 1	Game 2	Game 3	Game 4	Game 5
DAYBELL Kim	GBR	3	11	11	11		
CARBINATTI Carlos	BRA	0	4	9	3		
Duration:		18min	4 min	6 min	4 min		

Match No : SM10(5) Table : 2

Umpires : BORODAVCHENKO Igor (RUS) KRMEJ Milana (SLO)

Player Statistics	DAYBELL Kim (GBR)					Match	CARBINATTI Carlos (BRA)					Match
	Game						Game					
	1	2	3	4	5		1	2	3	4	5	
Points won	11	11	11			33	4	9	3			16
Biggest lead	7	2	8			8	-	-	-			-
Points won on own serve	6	7	6			19	2	6	1			9
Points lost on own serve	2	3	2			7	5	4	5			14
Most consecutive points won	4	2	6			6	1	2	1			2
Greatest deficit overcome	-	-	-			-	-	-	-			-
Handedness/Grip	Right/Shakehand						Left/Shakehand					

Game/Match Statistics	Game					Match
	1	2	3	4	5	
Longest rally (strokes)	13	10	19			19
Average rally	5	5	5			5

Game Progress

1	DAYBELL Kim (GBR)	*0	1	*3	4	*5	7	*8	10	11		
	CARBINATTI Carlos (BRA)	0	*1	1	*2	3	*3	4	*4	4		
2	DAYBELL Kim (GBR)	0	*1	2	*3	5	*5	6	*7	9	*10	11
	CARBINATTI Carlos (BRA)	*0	1	*2	3	*3	5	*6	7	*7	8	9
3	DAYBELL Kim (GBR)	*0	1	*3	4	*6	8	*9	11			
	CARBINATTI Carlos (BRA)	0	*1	1	*2	2	*2	3	3			

NOTES

The "Greatest deficit overcome" only applies when the player ends up winning the game.

LEGEND

SM Men's Singles * Server



Match Results

LIAN Hao (CHN) 3-2 DAYBELL Kim (GBR)

Game Summary		Match	Game 1	Game 2	Game 3	Game 4	Game 5
LIAN Hao	CHN	3	9	5	11	16	11
DAYBELL Kim	GBR	2	11	11	9	14	7
Duration:		38min	5 min	4 min	5 min	10 min	6 min

Match No : SM10(9) Table : 2

Umpires : TICACALA Victor Hugo (ARG) RACKO Boris (SVK)

Player Statistics	LIAN Hao (CHN)						DAYBELL Kim (GBR)					
	Game					Match	Game					Match
	1	2	3	4	5		1	2	3	4	5	
Points won	9	5	11	16	11	52	11	11	9	14	7	52
Biggest lead	2	-	2	4	4	4	4	6	3	1	-	6
Points won on own serve	6	4	5	10	6	31	7	7	4	9	3	30
Points lost on own serve	4	4	5	5	4	22	3	1	6	6	5	21
Most consecutive points won	3	2	4	4	3	4	3	4	4	3	2	4
Greatest deficit overcome	-	-	3	1	-	3	2	-	-	-	-	2
Handedness/Grip	Left/Shakehand						Right/Shakehand					

Game/Match Statistics	Game					Match
	1	2	3	4	5	
Longest rally (strokes)	6	9	10	35	13	35
Average rally	3	4	4	6	5	5

Game Progress

1	LIAN Hao (CHN)	*0	2	*3	3	*4	5	*5	6	*6	8	9							
	DAYBELL Kim (GBR)	0	*0	1	*3	4	*5	7	*8	10	*10	11							
2	LIAN Hao (CHN)	0	*0	1	*2	3	*3	5	*5	5									
	DAYBELL Kim (GBR)	*0	2	*3	4	*5	7	*7	9	11									
3	LIAN Hao (CHN)	*0	1	*2	2	*3	5	*5	6	*8	9	11							
	DAYBELL Kim (GBR)	0	*1	2	*4	5	*5	7	*8	8	*9	9							
4	LIAN Hao (CHN)	0	*1	2	*3	5	*6	8	*8	9	*10	10	*10	11	*11	12	*12	13	*14
	DAYBELL Kim (GBR)	*0	1	*2	3	*3	4	*4	6	*7	8	*10	11	*11	12	*12	13	*13	13
		14	*15	16															
		*14	14	14															
5	LIAN Hao (CHN)	*0	2	*3	4	*5	6	*7	8	*10	11								
	DAYBELL Kim (GBR)	0	*0	1	*2	3	*4	5	*6	6	7								

NOTES
The "Greatest deficit overcome" only applies when the player ends up winning the game.

LEGEND
SM Men's Singles * Server



Match Results

LIAN Hao (CHN) 3-2 CARBINATTI Carlos (BRA)

Game Summary		Match	Game 1	Game 2	Game 3	Game 4	Game 5
LIAN Hao	CHN	3	13	6	13	7	11
CARBINATTI Carlos	BRA	2	11	11	11	11	6
Duration:		33min	6 min	4 min	5 min	5 min	6 min

Match No : SM10(1) Table : 2

Umpires : LEE Soon-Ju (KOR) MAY Peter (GBR)

Player Statistics	LIAN Hao (CHN)						CARBINATTI Carlos (BRA)					
	Game					Match	Game					Match
	1	2	3	4	5		1	2	3	4	5	
Points won	13	6	13	7	11	50	11	11	11	11	6	50
Biggest lead	2	3	2	2	5	5	3	5	2	4	1	5
Points won on own serve	5	3	8	4	6	26	4	6	7	7	3	27
Points lost on own serve	7	5	4	4	3	23	8	3	5	3	5	24
Most consecutive points won	3	2	3	2	4	4	3	7	3	5	4	7
Greatest deficit overcome	3	-	2	-	1	3	-	3	-	2	-	3
Handedness/Grip	Left/Shakehand						Left/Shakehand					

Game/Match Statistics	Game					Match
	1	2	3	4	5	
Longest rally (strokes)	7	5	9	8	9	9
Average rally	4	2	3	4	4	3

Game Progress

1	LIAN Hao (CHN)	*0	1	*2	3	*3	4	*5	6	*8	8	*10	10	*11	12	13
	CARBINATTI Carlos (BRA)	0	*1	2	*3	5	*6	7	*8	8	*10	10	*11	11	*11	11
2	LIAN Hao (CHN)	0	*2	3	*4	5	*5	5	*5	6	6					
	CARBINATTI Carlos (BRA)	*0	0	*1	2	*3	5	*7	9	*10	11					
3	LIAN Hao (CHN)	*0	1	*1	3	*4	5	*6	8	*9	9	*10	11	*11	12	13
	CARBINATTI Carlos (BRA)	0	*1	3	*3	4	*5	6	*6	7	*9	10	*10	11	*11	11
4	LIAN Hao (CHN)	0	*1	2	*3	5	*5	6	*7	7	7					
	CARBINATTI Carlos (BRA)	*0	1	*2	3	*3	5	*6	7	*9	11					
5	LIAN Hao (CHN)	*0	2	*3	3	4	*6	*7	9	*10	11					
	CARBINATTI Carlos (BRA)	0	*0	1	*3	*4	4	5	*5	6	6					

NOTES

The "Greatest deficit overcome" only applies when the player ends up winning the game.

LEGEND

SM Men's Singles * Server



Match Results

LU Xiaolei (CHN) 3-1 BAKAR Mohamad Azwar (MAS)

Game Summary		Match	Game 1	Game 2	Game 3	Game 4	Game 5
LU Xiaolei	CHN	3	11	10	13	12	
BAKAR Mohamad Azwar	MAS	1	3	12	11	10	
Duration:		34min	4 min	7 min	7 min	10 min	

Match No : SM10(6) Table : 4

Umpires : BALGHAITH Alawi (QAT) SHERRATT Derek (GBR)

Player Statistics	LU Xiaolei (CHN)					Match	BAKAR Mohamad Azwar (MAS)					Match
	Game						Game					
	1	2	3	4	5		1	2	3	4	5	
Points won	11	10	13	12		46	3	12	11	10		36
Biggest lead	8	1	4	2		8	1	2	1	3		3
Points won on own serve	6	5	7	4		22	1	6	6	3		16
Points lost on own serve	2	6	5	7		20	5	5	6	8		24
Most consecutive points won	9	2	3	3		9	2	3	3	3		3
Greatest deficit overcome	1	-	1	3		3	-	1	-	-		1
Handedness/Grip	Left/Shakehand						Left/Shakehand					

Game/Match Statistics	Game					Match
	1	2	3	4	5	
Longest rally (strokes)	5	7	11	9		11
Average rally	3	4	4	4		4

Game Progress

1	LU Xiaolei (CHN)	*0	1	*2	3	*5	7	*9	11							
	BAKAR Mohamad Azwar (MAS)	0	*1	2	*3	3	*3	3	3							
2	LU Xiaolei (CHN)	0	*1	2	*3	4	*5	6	*7	7	*8	10	*10	10		
	BAKAR Mohamad Azwar (MAS)	*0	1	*2	3	*4	5	*6	7	*9	10	*10	11	12		
3	LU Xiaolei (CHN)	*0	1	*3	4	*5	7	*8	8	*9	10	*10	11	*11	12	13
	BAKAR Mohamad Azwar (MAS)	0	*1	1	*2	3	*3	4	*6	7	*8	10	*10	11	*11	11
4	LU Xiaolei (CHN)	0	*0	1	*2	3	*5	5	*7	7	*9	10	*11	12		
	BAKAR Mohamad Azwar (MAS)	*0	2	*3	4	*5	5	*7	7	*9	9	*10	10	10	10	

NOTES

The "Greatest deficit overcome" only applies when the player ends up winning the game.

LEGEND

SM Men's Singles * Server



Match Results

LUKYANOV Pavel (RUS) 3-2 LU Xiaolei (CHN)

Game Summary		Match	Game 1	Game 2	Game 3	Game 4	Game 5
LUKYANOV Pavel	RUS	3	9	8	11	11	11
LU Xiaolei	CHN	2	11	11	6	9	9
Duration:		32min	6 min	6 min	6 min	6 min	7 min

Match No : SM10(10) Table : 4

Umpires : REID Lynda (GBR) WILLIAMSON Robert (GBR)

Player Statistics	LUKYANOV Pavel (RUS)						LU Xiaolei (CHN)					
	Game					Match	Game					Match
	1	2	3	4	5		1	2	3	4	5	
Points won	9	8	11	11	11	50	11	11	6	9	9	46
Biggest lead	3	1	6	5	2	6	3	3	2	-	4	4
Points won on own serve	4	5	7	6	5	27	5	6	5	5	4	25
Points lost on own serve	6	5	1	4	5	21	5	3	4	5	6	23
Most consecutive points won	3	2	7	3	5	7	4	3	2	4	3	4
Greatest deficit overcome	-	-	2	-	4	4	3	1	-	-	-	3
Handedness/Grip	Left/Shakehand						Left/Shakehand					

Game/Match Statistics	Game					Match
	1	2	3	4	5	
Longest rally (strokes)	7	6	6	8	5	8
Average rally	3	4	4	3	3	3

Game Progress

1	LUKYANOV Pavel (RUS)	0	*2	3	*3	4	*4	5	*7	7	*8	9
	LU Xiaolei (CHN)	*0	0	*1	3	*4	6	*7	7	*9	10	11
2	LUKYANOV Pavel (RUS)	*0	1	*2	2	*3	5	*6	7	*7	8	8
	LU Xiaolei (CHN)	0	*1	2	*4	5	*5	6	*7	9	*10	11
3	LUKYANOV Pavel (RUS)	0	*0	2	*4	6	*7	9	*9	10	11	11
	LU Xiaolei (CHN)	*0	2	*2	2	*2	3	*3	5	*6	6	6
4	LUKYANOV Pavel (RUS)	*0	2	*2	3	*5	6	*7	9	*10	10	11
	LU Xiaolei (CHN)	0	*0	2	*3	3	*4	5	*5	6	*8	9
5	LUKYANOV Pavel (RUS)	0	*1	1	*2	2	*3	5	*6	8	*10	11
	LU Xiaolei (CHN)	*0	1	*3	4	*6	7	*7	8	*8	8	9

NOTES
The "Greatest deficit overcome" only applies when the player ends up winning the game.

LEGEND
SM Men's Singles * Server



Match Results

BAKAR Mohamad Azwar (MAS) 3-1 LUKYANOV Pavel (RUS)

Game Summary		Match	Game 1	Game 2	Game 3	Game 4	Game 5
BAKAR Mohamad Azwar	MAS	3	8	11	11	11	
LUKYANOV Pavel	RUS	1	11	9	9	7	
Duration:		29min	4 min	6 min	6 min	7 min	

Match No : SM10(2) Table : 4

Umpires : REID Lynda (GBR) WILLIAMSON Robert (GBR)

Player Statistics	BAKAR Mohamad Azwar (MAS)					Match	LUKYANOV Pavel (RUS)					Match
	Game						Game					
	1	2	3	4	5		1	2	3	4	5	
Points won	8	11	11	11		41	11	9	9	7		36
Biggest lead	-	2	2	5		5	3	3	3	-		3
Points won on own serve	3	5	7	7		22	5	4	6	4		19
Points lost on own serve	6	5	3	3		17	5	6	4	4		19
Most consecutive points won	2	4	4	3		4	2	4	3	3		4
Greatest deficit overcome	-	3	3	-		3	-	-	-	-		-
Handedness/Grip	Left/Shakehand						Left/Shakehand					

Game/Match Statistics	Game					Match
	1	2	3	4	5	
Longest rally (strokes)	7	7	12	7		12
Average rally	4	4	4	4		4

Game Progress

1	BAKAR Mohamad Azwar (MAS)	0	*1	2	*3	3	*4	5	*6	7	*8	8
	LUKYANOV Pavel (RUS)	*0	1	*2	3	*5	6	*7	8	*9	10	11
2	BAKAR Mohamad Azwar (MAS)	*0	1	*1	2	*3	4	*6	6	*8	10	11
	LUKYANOV Pavel (RUS)	0	*1	3	*4	5	*6	6	*8	8	*8	9
3	BAKAR Mohamad Azwar (MAS)	0	*0	1	*2	4	*5	6	*6	7	*9	11
	LUKYANOV Pavel (RUS)	*0	2	*3	4	*4	5	*6	8	*9	9	9
4	BAKAR Mohamad Azwar (MAS)	*0	2	*3	5	*6	6	*7	8	*9	11	
	LUKYANOV Pavel (RUS)	0	*0	1	*1	2	*4	5	*6	7	7	

NOTES

The "Greatest deficit overcome" only applies when the player ends up winning the game.

LEGEND

SM Men's Singles * Server



Match Results

CARDONA Jorge (ESP) 3-1 POWROZNIAK Sebastian (POL)

Game Summary		Match	Game 1	Game 2	Game 3	Game 4	Game 5
CARDONA Jorge	ESP	3	11	11	10	11	
POWROZNIAK Sebastian	POL	1	6	5	12	2	
Duration:		22min	5 min	4 min	6 min	5 min	

Match No : SM10(7) Table : 6

Umpires : COCHRANE David (GBR) CURTIS Neil (GBR)

Player Statistics	CARDONA Jorge (ESP)					Match	POWROZNIAK Sebastian (POL)					Match
	Game						Game					
	1	2	3	4	5		1	2	3	4	5	
Points won	11	11	10	11		43	6	5	12	2		25
Biggest lead	5	6	2	9		9	2	1	2	-		2
Points won on own serve	6	5	4	5		20	3	2	5	1		11
Points lost on own serve	3	3	7	1		14	5	6	6	6		23
Most consecutive points won	3	5	3	5		5	2	2	3	1		3
Greatest deficit overcome	2	1	-	-		2	-	-	2	-		2
Handedness/Grip	Right/Shakehand						Right/Shakehand					

Game/Match Statistics	Game					Match
	1	2	3	4	5	
Longest rally (strokes)	11	11	22	8		22
Average rally	5	4	5	4		5

Game Progress

1	CARDONA Jorge (ESP)	*0	0	*2	3	*4	6	*7	9	*10	11			
	POWROZNIAK Sebastian (POL)	0	*2	2	*3	4	*4	5	*5	6	6			
2	CARDONA Jorge (ESP)	0	*1	2	*4	5	*6	7	*9	11				
	POWROZNIAK Sebastian (POL)	*0	1	*2	2	*3	4	*5	5	5				
3	CARDONA Jorge (ESP)	*0	1	*2	3	*4	5	*7	7	*8	9	*10	10	10
	POWROZNIAK Sebastian (POL)	0	*1	2	*3	4	*5	5	*7	8	*9	10	*11	12
4	CARDONA Jorge (ESP)	0	*2	4	*5	7	*9	10	11					
	POWROZNIAK Sebastian (POL)	*0	0	*0	1	*1	1	*2	2					

NOTES

The "Greatest deficit overcome" only applies when the player ends up winning the game.

LEGEND

SM Men's Singles * Server



Match Results

KARABEC Ivan (CZE) 3-0 CARDONA Jorge (ESP)

Game Summary		Match	Game 1	Game 2	Game 3	Game 4	Game 5
KARABEC Ivan	CZE	3	11	11	12		
CARDONA Jorge	ESP	0	9	6	10		
Duration:		20min	6 min	5 min	8 min		

Match No : SM10(11) Table : 6

Umpires : KARAU Bernhard (GER) TONGE Karen (GBR)

Player Statistics	KARABEC Ivan (CZE)					Match	CARDONA Jorge (ESP)					Match
	Game						Game					
	1	2	3	4	5		1	2	3	4	5	
Points won	11	11	12			34	9	6	10			25
Biggest lead	2	5	2			5	2	-	3			3
Points won on own serve	5	6	6			17	4	3	5			12
Points lost on own serve	5	3	5			13	6	5	6			17
Most consecutive points won	4	4	4			4	2	3	4			4
Greatest deficit overcome	2	-	3			3	-	-	-			-
Handedness/Grip	Right/Shakehand						Right/Shakehand					

Game/Match Statistics	Game					Match
	1	2	3	4	5	
Longest rally (strokes)	17	10	21			21
Average rally	6	5	6			6

Game Progress

1	KARABEC Ivan (CZE)	0	*1	3	*4	4	*5	6	*7	7	*9	11		
	CARDONA Jorge (ESP)	*0	1	*1	2	*4	5	*6	7	*9	9	9		
2	KARABEC Ivan (CZE)	*0	2	*3	3	*5	7	*7	8	*10	11			
	CARDONA Jorge (ESP)	0	*0	1	*3	3	*3	5	*6	6	6	6		
3	KARABEC Ivan (CZE)	0	*1	2	*2	3	*4	5	*7	8	*9	10	*11	12
	CARDONA Jorge (ESP)	*0	1	*2	4	*5	6	*7	7	*8	9	*10	10	10

NOTES

The "Greatest deficit overcome" only applies when the player ends up winning the game.

LEGEND

SM Men's Singles * Server



Match Results

KARABEC Ivan (CZE) 3-0 POWROZNIAK Sebastian (POL)

Game Summary		Match	Game 1	Game 2	Game 3	Game 4	Game 5
KARABEC Ivan	CZE	3	11	11	13		
POWROZNIAK Sebastian	POL	0	8	8	11		
Duration:		18min	5 min	5 min	6 min		

Match No : SM10(3) Table : 6

Umpires : RACKO Boris (SVK) TICACALA Victor Hugo (ARG)

Player Statistics	KARABEC Ivan (CZE)					Match	POWROZNIAK Sebastian (POL)					Match
	Game						Game					
	1	2	3	4	5		1	2	3	4	5	
Points won	11	11	13			35	8	8	11			27
Biggest lead	3	4	4			4	2	-	2			2
Points won on own serve	6	4	5			15	3	3	4			10
Points lost on own serve	5	5	7			17	5	7	8			20
Most consecutive points won	5	3	4			5	2	2	5			5
Greatest deficit overcome	2	-	2			2	-	-	-			-
Handedness/Grip	Right/Shakehand						Right/Shakehand					

Game/Match Statistics	Game					Match
	1	2	3	4	5	
Longest rally (strokes)	10	16	10			16
Average rally	5	5	4			5

Game Progress

1	KARABEC Ivan (CZE)	*0	1	*2	2	*3	4	*6	8	*9	*10	11				
	POWROZNIAK Sebastian (POL)	0	*1	2	*4	5	*6	6	*6	7	8	8				
2	KARABEC Ivan (CZE)	0	*2	3	*4	5	*7	7	*9	10	*10	11				
	POWROZNIAK Sebastian (POL)	*0	0	*1	2	*3	3	*5	5	*6	8	8				
3	KARABEC Ivan (CZE)	*0	0	*2	3	*4	6	*8	9	*10	10	*10	10	*11	12	13
	POWROZNIAK Sebastian (POL)	0	*2	2	*3	4	*4	4	*5	6	*8	10	*11	11	*11	11

NOTES

The "Greatest deficit overcome" only applies when the player ends up winning the game.

LEGEND

SM Men's Singles * Server



Match Results

BERECKI Dezso (HUN) 3-0 ABDELWAHAB Abdelrahman (EGY)

Game Summary		Match	Game 1	Game 2	Game 3	Game 4	Game 5
BERECKI Dezso	HUN	3	11	11	14		
ABDELWAHAB Abdelrahman	EGY	0	9	9	12		
Duration:		21min	4 min	5 min	7 min		

Match No : SM10(8) Table : 8

Umpires : FOOTE Ben (GBR) EDWARDS David (GBR)

Player Statistics	BERECKI Dezso (HUN)					Match	ABDELWAHAB Abdelrahman (EGY)					Match
	Game						Game					
	1	2	3	4	5		1	2	3	4	5	
Points won	11	11	14			36	9	9	12			30
Biggest lead	3	3	2			3	1	1	2			2
Points won on own serve	5	6	7			18	4	5	6			15
Points lost on own serve	5	4	6			15	6	5	7			18
Most consecutive points won	3	3	4			4	3	3	4			4
Greatest deficit overcome	1	1	2			2	-	-	-			-
Handedness/Grip	Right/Shakehand						Right/Shakehand					

Game/Match Statistics	Game					Match
	1	2	3	4	5	
Longest rally (strokes)	11	22	21			22
Average rally	4	6	7			6

Game Progress

1	BERECKI Dezso (HUN)	*0	1	*2	3	*4	6	*7	7	*8	9	11						
	ABDELWAHAB Abdelrahman (EGY)	0	*1	2	*3	4	*4	5	*7	8	*9	9						
2	BERECKI Dezso (HUN)	0	*1	3	*4	4	*5	7	*8	8	*9	11						
	ABDELWAHAB Abdelrahman (EGY)	*0	1	*1	2	*4	5	*5	6	*8	9	9						
3	BERECKI Dezso (HUN)	*0	1	*1	3	*5	5	*7	7	*7	9	*10	10	*11	12	*12	13	14
	ABDELWAHAB Abdelrahman (EGY)	0	*1	3	*3	3	*5	5	*7	9	*9	10	*11	11	*11	12	*12	12

NOTES

The "Greatest deficit overcome" only applies when the player ends up winning the game.

LEGEND

SM Men's Singles * Server



Match Results

ANDERSSON Fredrik (SWE) 3-1 BERECKI Dezso (HUN)

Game Summary		Match	Game 1	Game 2	Game 3	Game 4	Game 5
ANDERSSON Fredrik	SWE	3	11	11	5	11	
BERECKI Dezso	HUN	1	4	5	11	6	
Duration:		23min	4 min	5 min	5 min	5 min	

Match No : SM10(12) Table : 8

Umpires : ABDEL NASSER Gamal (EGY) BROWN David (GBR)

Player Statistics	ANDERSSON Fredrik (SWE)					Match	BERECKI Dezso (HUN)					Match
	Game						Game					
	1	2	3	4	5		1	2	3	4	5	
Points won	11	11	5	11		38	4	5	11	6		26
Biggest lead	7	6	-	5		7	3	2	6	-		6
Points won on own serve	6	7	3	5		21	2	4	6	3		15
Points lost on own serve	2	1	5	3		11	5	4	2	6		17
Most consecutive points won	7	4	1	3		7	3	2	5	1		5
Greatest deficit overcome	3	2	-	-		3	-	-	-	-		-
Handedness/Grip	Left/Shakehand						Right/Shakehand					

Game/Match Statistics	Game					Match
	1	2	3	4	5	
Longest rally (strokes)	9	14	11	15		15
Average rally	3	5	5	6		5

Game Progress

1	ANDERSSON Fredrik (SWE)	*0	0	*1	3	*4	6	*8	10	11	
	BERECKI Dezso (HUN)	0	*2	3	*3	4	*4	4	*4	4	
2	ANDERSSON Fredrik (SWE)	0	*0	2	*3	5	*6	7	*9	11	
	BERECKI Dezso (HUN)	*0	2	*2	3	*3	4	*5	5	5	
3	ANDERSSON Fredrik (SWE)	*0	0	*0	1	*2	3	*4	5	5	
	BERECKI Dezso (HUN)	0	*2	4	*5	6	*7	8	*9	11	
4	ANDERSSON Fredrik (SWE)	0	*2	3	*4	6	*7	8	*9	10	11
	BERECKI Dezso (HUN)	*0	0	*1	2	*2	3	*4	5	*6	6

NOTES

The "Greatest deficit overcome" only applies when the player ends up winning the game.

LEGEND

SM Men's Singles * Server



Match Results

ABDELWAHAB Abdelrahman (EGY) 3-2 ANDERSSON Fredrik (SWE)

Game Summary		Match	Game 1	Game 2	Game 3	Game 4	Game 5
ABDELWAHAB Abdelrahman	EGY	3	11	11	3	5	11
ANDERSSON Fredrik	SWE	2	4	8	11	11	9
Duration:		30min	4 min	5 min	4 min	5 min	5 min

Match No : SM10(4) Table : 8

Umpires : TONGE Karen (GBR) KARAU Bernhard (GER)

Player Statistics	ABDELWAHAB Abdelrahman (EGY)						ANDERSSON Fredrik (SWE)					
	Game					Match	Game					Match
	1	2	3	4	5		1	2	3	4	5	
Points won	11	11	3	5	11	41	4	8	11	11	9	43
Biggest lead	7	4	-	1	2	7	-	-	9	7	3	9
Points won on own serve	6	5	1	3	7	22	2	4	4	6	6	22
Points lost on own serve	2	4	7	5	3	21	5	6	2	2	4	19
Most consecutive points won	6	3	2	2	4	6	2	2	7	6	2	7
Greatest deficit overcome	-	-	-	-	3	3	-	-	-	1	-	1
Handedness/Grip	Right/Shakehand						Left/Shakehand					

Game/Match Statistics	Game					Match
	1	2	3	4	5	
Longest rally (strokes)	9	9	11	11	12	12
Average rally	5	5	4	5	5	5

Game Progress

1	ABDELWAHAB Abdelrahman (EGY)	*0	2	*4	6	*7	8	*9	10	11		
	ANDERSSON Fredrik (SWE)	0	*0	0	*0	1	*2	3	*4	4		
2	ABDELWAHAB Abdelrahman (EGY)	0	*1	3	*4	5	*6	7	*9	9	*10	11
	ANDERSSON Fredrik (SWE)	*0	1	*1	2	*3	4	*5	5	*7	8	8
3	ABDELWAHAB Abdelrahman (EGY)	*0	0	*0	0	*1	1	*2	3			
	ANDERSSON Fredrik (SWE)	0	*2	4	*6	7	*9	10	11			
4	ABDELWAHAB Abdelrahman (EGY)	0	*1	2	*2	2	*2	3	*4	5		
	ANDERSSON Fredrik (SWE)	*0	1	*2	4	*6	8	*9	10	11		
5	ABDELWAHAB Abdelrahman (EGY)	*0	1	*1	2	*3	5	*5	6	*7	9	11
	ANDERSSON Fredrik (SWE)	0	*1	3	*4	5	*5	7	*8	9	*9	9

NOTES
The "Greatest deficit overcome" only applies when the player ends up winning the game.

LEGEND
SM Men's Singles * Server



Match Results

GE Yang (CHN) 3-2 KARABEC Ivan (CZE)

Game Summary		Match	Game 1	Game 2	Game 3	Game 4	Game 5
GE Yang	CHN	3	4	12	9	11	11
KARABEC Ivan	CZE	2	11	10	11	5	6
Duration:		32min	5 min	7 min	6 min	5 min	7 min

Match No : SM10(13) Table : 2

Umpires : REID Lynda (GBR) EIKMANS Angelo (NED)

Player Statistics	GE Yang (CHN)						KARABEC Ivan (CZE)					
	Game					Match	Game					Match
	1	2	3	4	5		1	2	3	4	5	
Points won	4	12	9	11	11	47	11	10	11	5	6	43
Biggest lead	-	5	4	6	6	6	7	-	2	-	-	7
Points won on own serve	2	5	4	4	7	22	5	4	5	1	4	19
Points lost on own serve	6	6	6	4	2	24	2	7	5	7	4	25
Most consecutive points won	3	5	5	3	5	5	4	3	4	2	2	4
Greatest deficit overcome	-	-	-	-	-	-	-	-	4	-	-	4
Handedness/Grip	Left/Shakehand						Right/Shakehand					

Game/Match Statistics	Game					Match
	1	2	3	4	5	
Longest rally (strokes)	17	20	16	17	6	20
Average rally	5	5	5	5	4	5

Game Progress

1	GE Yang (CHN)	*0	0	*0	2	*3	3	*4	4	4	4
	KARABEC Ivan (CZE)	0	*2	4	*4	5	*7	8	*10	11	
2	GE Yang (CHN)	0	*2	4	*5	6	*6	7	*9	9	*10
	KARABEC Ivan (CZE)	*0	0	*0	1	*2	4	*5	5	*7	8
3	GE Yang (CHN)	*0	0	*2	3	*4	6	*8	8	*8	9
	KARABEC Ivan (CZE)	0	*2	2	*3	4	*4	4	*6	8	*9
4	GE Yang (CHN)	0	*2	2	*4	5	*7	8	*9	11	
	KARABEC Ivan (CZE)	*0	0	*2	2	*3	3	*4	5	5	
5	GE Yang (CHN)	*0	2	*3	4	*5	6	*8	10	*10	11
	KARABEC Ivan (CZE)	0	*0	1	*2	3	*4	4	*4	6	6

NOTES

The "Greatest deficit overcome" only applies when the player ends up winning the game.

LEGEND

SM Men's Singles * Server



Match Results

JACOBS David (INA) 3-1 LU Xiaolei (CHN)

Game Summary		Match	Game 1	Game 2	Game 3	Game 4	Game 5
JACOBS David	INA	3	12	8	12	11	
LU Xiaolei	CHN	1	10	11	10	3	
Duration:		30min	8 min	7 min	7 min	4 min	

Match No : SM10(14) Table : 4

Umpires : TAMURA Nagako (JPN) GOULDEN David (GBR)

Player Statistics	JACOBS David (INA)					Match	LU Xiaolei (CHN)					Match
	Game						Game					
	1	2	3	4	5		1	2	3	4	5	
Points won	12	8	12	11		43	10	11	10	3		34
Biggest lead	2	1	2	8		8	3	3	1	-		3
Points won on own serve	7	4	8	7		26	6	5	7	2		20
Points lost on own serve	4	6	3	1		14	5	4	4	4		17
Most consecutive points won	3	2	3	4		4	3	3	3	1		3
Greatest deficit overcome	3	-	1	-		3	-	1	-	-		1
Handedness/Grip	Left/Shakehand						Left/Shakehand					

Game/Match Statistics	Game					Match
	1	2	3	4	5	
Longest rally (strokes)	12	10	13	10		13
Average rally	5	5	5	4		5

Game Progress

1	JACOBS David (INA)	0	*1	2	*2	4	*4	5	*7	8	*9	10	*11	12
	LU Xiaolei (CHN)	*0	1	*2	4	*4	6	*7	7	*8	9	*10	10	10
2	JACOBS David (INA)	*0	1	*2	3	*4	5	*6	7	*8	8	8		
	LU Xiaolei (CHN)	0	*1	2	*3	4	*5	6	*7	8	*10	11		
3	JACOBS David (INA)	0	*1	3	*3	4	*5	7	*7	8	*9	10	*11	12
	LU Xiaolei (CHN)	*0	1	*1	3	*4	5	*5	7	*8	9	*10	10	10
4	JACOBS David (INA)	*0	2	*3	5	*7	8	*9	11					
	LU Xiaolei (CHN)	0	*0	1	*1	1	*2	3	3					

NOTES

The "Greatest deficit overcome" only applies when the player ends up winning the game.

LEGEND

SM Men's Singles * Server



Match Results

CHOJNOWSKI Patryk (POL) 3-0 LIAN Hao (CHN)

Game Summary		Match	Game 1	Game 2	Game 3	Game 4	Game 5
CHOJNOWSKI Patryk	POL	3	11	11	11		
LIAN Hao	CHN	0	8	8	6		
Duration:		18min	5 min	5 min	5 min		

Match No : SM10(15) Table : 2

Umpires : ABDEL NASSER Gamal (EGY) KARAU Bernhard (GER)

Player Statistics	CHOJNOWSKI Patryk (POL)					Match	LIAN Hao (CHN)					Match
	Game						Game					
	1	2	3	4	5		1	2	3	4	5	
Points won	11	11	11			33	8	8	6			22
Biggest lead	3	3	5			5	2	3	-			3
Points won on own serve	5	5	5			15	4	3	3			10
Points lost on own serve	4	5	3			12	6	6	6			18
Most consecutive points won	3	4	3			4	2	3	2			3
Greatest deficit overcome	2	3	-			3	-	-	-			-
Handedness/Grip	Right/Shakehand						Left/Shakehand					

Game/Match Statistics	Game					Match
	1	2	3	4	5	
Longest rally (strokes)	5	8	15			15
Average rally	3	4	6			4

Game Progress

1	CHOJNOWSKI Patryk (POL)	0	*0	1	*3	4	*6	7	*8	9	*10	11
	LIAN Hao (CHN)	*0	2	*3	3	*4	4	*5	6	*7	8	8
2	CHOJNOWSKI Patryk (POL)	*0	0	*2	2	*3	4	*5	7	*8	10	11
	LIAN Hao (CHN)	0	*2	2	*4	5	*6	7	*7	8	*8	8
3	CHOJNOWSKI Patryk (POL)	0	*2	3	*4	6	*7	8	*9	10	11	
	LIAN Hao (CHN)	*0	0	*1	2	*2	3	*4	5	*6	6	

NOTES

The "Greatest deficit overcome" only applies when the player ends up winning the game.

LEGEND

SM Men's Singles * Server



Match Results

RUIZ REYES Jose Manuel (ESP) 3-2 BERECKI Dezso (HUN)

Game Summary		Match	Game 1	Game 2	Game 3	Game 4	Game 5
RUIZ REYES Jose Manuel	ESP	3	9	11	6	11	11
BERECKI Dezso	HUN	2	11	5	11	7	8
Duration:		37min	6 min	4 min	5 min	6 min	7 min

Match No : SM10(16) Table : 4

Umpires : RACKO Boris (SVK) CURTIS Neil (GBR)

Player Statistics	RUIZ REYES Jose Manuel (ESP)						BERECKI Dezso (HUN)					
	Game					Match	Game					Match
	1	2	3	4	5		1	2	3	4	5	
Points won	9	11	6	11	11	48	11	5	11	7	8	42
Biggest lead	2	6	-	4	3	6	2	-	5	-	2	5
Points won on own serve	5	7	5	7	5	29	6	4	8	4	4	26
Points lost on own serve	5	1	3	3	4	16	4	4	1	4	6	19
Most consecutive points won	2	3	2	3	4	4	3	2	3	2	2	3
Greatest deficit overcome	-	-	-	-	2	2	2	-	-	-	-	2
Handedness/Grip	Left/Shakehand						Right/Shakehand					

Game/Match Statistics	Game					Match
	1	2	3	4	5	
Longest rally (strokes)	8	18	11	26	17	26
Average rally	4	5	4	6	6	5

Game Progress

1	RUIZ REYES Jose Manuel (ESP)	0	*1	2	*4	5	*5	6	*6	7	*8	9
	BERECKI Dezso (HUN)	*0	1	*2	2	*3	5	*6	8	*9	10	11
2	RUIZ REYES Jose Manuel (ESP)	*0	2	*3	5	*6	7	*8	10	11		
	BERECKI Dezso (HUN)	0	*0	1	*1	2	*3	4	*4	5		
3	RUIZ REYES Jose Manuel (ESP)	0	*0	1	*1	3	*4	5	*5	6	6	
	BERECKI Dezso (HUN)	*0	2	*3	5	*5	6	*7	9	*10	11	
4	RUIZ REYES Jose Manuel (ESP)	*0	1	*3	4	*4	6	*7	9	*10	11	
	BERECKI Dezso (HUN)	0	*1	1	*2	4	*4	5	*5	6	7	
5	RUIZ REYES Jose Manuel (ESP)	0	*1	2	*3	3	*4	5	*7	9	*10	11
	BERECKI Dezso (HUN)	*0	1	*2	3	*5	6	*7	7	*7	8	8

NOTES

The "Greatest deficit overcome" only applies when the player ends up winning the game.

LEGEND

SM Men's Singles * Server



Match Results

GE Yang (CHN) 3-1 JACOBS David (INA)

Game Summary		Match	Game 1	Game 2	Game 3	Game 4	Game 5
GE Yang	CHN	3	13	12	5	13	
JACOBS David	INA	1	11	10	11	11	
Duration:		35min	9 min	8 min	5 min	9 min	

Match No : SM10(17) Table : 2

Umpires : PAYNE Michael (GBR) SZILY Marta (HUN)

Player Statistics	GE Yang (CHN)					Match	JACOBS David (INA)					Match
	Game						Game					
	1	2	3	4	5		1	2	3	4	5	
Points won	13	12	5	13		43	11	10	11	11		43
Biggest lead	4	2	1	2		4	1	3	6	3		6
Points won on own serve	9	6	3	7		25	8	5	6	7		26
Points lost on own serve	3	5	5	4		17	4	6	2	6		18
Most consecutive points won	5	3	2	3		5	3	3	6	4		6
Greatest deficit overcome	1	3	-	3		3	-	-	1	-		1
Handedness/Grip	Left/Shakehand						Left/Shakehand					

Game/Match Statistics	Game					Match
	1	2	3	4	5	
Longest rally (strokes)	8	18	8	8		18
Average rally	4	5	4	4		4

Game Progress

1	GE Yang (CHN)	*0 1 *2 4 *4 5 *7 9 *9 10 *10 11 *11 12 13
	JACOBS David (INA)	0 *1 2 *2 4 *5 5 *5 7 *8 10 *10 11 *11 11
2	GE Yang (CHN)	0 *0 1 *2 4 *5 6 *7 8 *10 10 *11 12
	JACOBS David (INA)	*0 2 *3 4 *4 5 *6 7 *8 8 *10 10 10
3	GE Yang (CHN)	*0 1 *1 1 *2 3 *4 5 5
	JACOBS David (INA)	0 *1 3 *5 6 *7 8 *9 11
4	GE Yang (CHN)	0 *1 1 *2 4 *4 5 *6 8 *8 10 *11 11 12 13
	JACOBS David (INA)	*0 1 *3 4 *4 6 *7 8 *8 10 *10 10 *11 *11 11

NOTES
The "Greatest deficit overcome" only applies when the player ends up winning the game.

LEGEND
SM Men's Singles * Server



Match Results

CHOJNOWSKI Patryk (POL) 3-0 RUIZ REYES Jose Manuel (ESP)

Game Summary		Match	Game 1	Game 2	Game 3	Game 4	Game 5
CHOJNOWSKI Patryk	POL	3	14	12	11		
RUIZ REYES Jose Manuel	ESP	0	12	10	4		
Duration:		21min	8 min	6 min	4 min		

Match No : SM10(18) Table : 4

Umpires : GAMAL Abdel Nasser (EGY) KARAU Bernhard (GER)

Player Statistics	CHOJNOWSKI Patryk (POL)					Match	RUIZ REYES Jose Manuel (ESP)					Match
	Game						Game					
	1	2	3	4	5		1	2	3	4	5	
Points won	14	12	11			37	12	10	4			26
Biggest lead	2	3	8			8	2	1	-			2
Points won on own serve	10	7	6			23	9	6	3			18
Points lost on own serve	3	4	1			8	4	5	5			14
Most consecutive points won	3	3	5			5	2	3	2			3
Greatest deficit overcome	2	1	-			2	-	-	-			-
Handedness/Grip	Right/Shakehand						Left/Shakehand					

Game/Match Statistics	Game					Match
	1	2	3	4	5	
Longest rally (strokes)	12	7	8			12
Average rally	5	3	4			4

Game Progress

1	CHOJNOWSKI Patryk (POL)	0	*0	2	*3	4	*4	6	*6	8	*8	10	*11	11	*12	12	*13	14
	RUIZ REYES Jose Manuel (ESP)	*0	2	*2	3	*4	6	*6	8	*8	10	*10	10	*11	11	*12	12	*12
2	CHOJNOWSKI Patryk (POL)	*0	1	*2	3	*4	6	*7	8	*9	10	*10	11	12				
	RUIZ REYES Jose Manuel (ESP)	0	*1	2	*3	4	*4	5	*6	7	*8	10	*10	10				
3	CHOJNOWSKI Patryk (POL)	0	*1	3	*5	6	*8	10	*10	11								
	RUIZ REYES Jose Manuel (ESP)	*0	1	*1	1	*2	2	*2	4	4								

NOTES
The "Greatest deficit overcome" only applies when the player ends up winning the game.

LEGEND
SM Men's Singles * Server



Match Results

JACOBS David (INA) 3-1 RUIZ REYES Jose Manuel (ESP)

Game Summary		Match	Game 1	Game 2	Game 3	Game 4	Game 5
JACOBS David	INA	3	11	7	11	11	
RUIZ REYES Jose Manuel	ESP	1	9	11	5	6	
Duration:		29min	7 min	6 min	6 min	6 min	

Match No : SM10(19) Table : 4

Umpires : BALGHAITH Alawi (QAT) HIGGINS Peter (GBR)

Player Statistics	JACOBS David (INA)					Match	RUIZ REYES Jose Manuel (ESP)					Match	
	Game						Match	Game					
	1	2	3	4	5			1	2	3	4		5
Points won	11	7	11	11		40	9	11	5	6		31	
Biggest lead	2	-	8	5		8	2	4	-	-		4	
Points won on own serve	6	3	6	6		21	5	4	3	3		15	
Points lost on own serve	4	7	2	3		16	5	4	5	5		19	
Most consecutive points won	3	3	8	3		8	3	3	3	2		3	
Greatest deficit overcome	2	-	-	-		2	-	-	-	-		-	
Handedness/Grip	Left/Shakehand						Left/Shakehand						

Game/Match Statistics	Game					Match
	1	2	3	4	5	
Longest rally (strokes)	20	14	10	18		20
Average rally	6	5	5	5		6

Game Progress

1	JACOBS David (INA)	0	*0	1	*3	4	*5	5	*6	8	*9	11
	RUIZ REYES Jose Manuel (ESP)	*0	2	*3	3	*4	5	*7	8	*8	9	9
2	JACOBS David (INA)	*0	0	*1	3	*3	4	*6	6	*7		7
	RUIZ REYES Jose Manuel (ESP)	0	*2	3	*3	5	*6	6	*8	9		11
3	JACOBS David (INA)	0	*2	4	*6	8	*9	10	*10			11
	RUIZ REYES Jose Manuel (ESP)	*0	0	*0	0	*0	1	*2	4			5
4	JACOBS David (INA)	*0	2	*3	4	*5	6	*8	9	*10		11
	RUIZ REYES Jose Manuel (ESP)	0	*0	1	*2	3	*4	4	*5	6		6

NOTES

The "Greatest deficit overcome" only applies when the player ends up winning the game.

LEGEND

SM Men's Singles * Server



Match Results

CHOJNOWSKI Patryk (POL) 3-0 GE Yang (CHN)

Game Summary		Match	Game 1	Game 2	Game 3	Game 4	Game 5
CHOJNOWSKI Patryk	POL	3	11	11	11		
GE Yang	CHN	0	9	4	9		
Duration:		21min	7 min	6 min	7 min		

Match No : SM10(20) Table : 2

Umpires : ATTOOR Satheese (IND) COCHRANE David (GBR)

Player Statistics	CHOJNOWSKI Patryk (POL)						GE Yang (CHN)					
	Game					Match	Game					Match
	1	2	3	4	5		1	2	3	4	5	
Points won	11	11	11			33	9	4	9			22
Biggest lead	2	7	2			7	5	-	2			5
Points won on own serve	6	7	6			19	5	3	5			13
Points lost on own serve	4	1	4			9	5	4	5			14
Most consecutive points won	7	3	3			7	5	1	3			5
Greatest deficit overcome	5	-	2			5	-	-	-			-
Handedness/Grip	Right/Shakehand						Left/Shakehand					

Game/Match Statistics	Game					Match
	1	2	3	4	5	
Longest rally (strokes)	6	10	7			10
Average rally	4	4	4			4

Game Progress

1	CHOJNOWSKI Patryk (POL)	0	*1	2	*3	3	*3	4	*5	7	*9	11
	GE Yang (CHN)	*0	1	*2	3	*5	7	*8	9	*9	9	9
2	CHOJNOWSKI Patryk (POL)	*0	2	*3	5	*6	7	*8	10	11		
	GE Yang (CHN)	0	*0	1	*1	2	*3	4	*4	4		
3	CHOJNOWSKI Patryk (POL)	0	*1	1	*3	4	*5	7	*7	9	*10	11
	GE Yang (CHN)	*0	1	*3	3	*4	5	*5	7	*7	8	9

NOTES

The "Greatest deficit overcome" only applies when the player ends up winning the game.

LEGEND

SM Men's Singles * Server



Player Statistics

As of SUN 2 SEP 2012

Players	NPC	Matches				Games				Match Duration	
		Played	Won	Lost	%Won	Played	Won	Lost	%Won	All	Average
ABDELWAHAB A	EGY	2	1	1	50%	8	3	5	38%	51min	26min
Right/Shakehand C10		Points Won				Points Lost					
		Total	Own Serve:	37	Most Consecutive:	6	Total	Own Serve:	39	Most Consecutive:	7
		71	Opp. Serve:	34	GDO:	3	79	Opp. Serve:	40	GLL:	2
ANDERSSON Fredrik	SWE	2	1	1	50%	9	5	4	56%	53min	27min
Left/Shakehand C10		Points Won				Points Lost					
		Total	Own Serve:	43	Most Consecutive:	7	Total	Own Serve:	30	Most Consecutive:	6
		81	Opp. Serve:	38	GDO:	3	67	Opp. Serve:	37	GLL:	3
BAKAR Mohamad Azwar	MAS	2	1	1	50%	8	4	4	50%	1h3min	32min
Left/Shakehand C10		Points Won				Points Lost					
		Total	Own Serve:	38	Most Consecutive:	4	Total	Own Serve:	41	Most Consecutive:	9
		77	Opp. Serve:	39	GDO:	3	82	Opp. Serve:	41	GLL:	3
BERECKI Dezso	HUN	3	1	2	33%	12	6	6	50%	1h21min	27min
Right/Shakehand C10		Points Won				Points Lost					
		Total	Own Serve:	59	Most Consecutive:	5	Total	Own Serve:	51	Most Consecutive:	7
		104	Opp. Serve:	45	GDO:	2	116	Opp. Serve:	65	GLL:	3
CARBINATTI Carlos	BRA	2	0	2	0%	8	2	6	25%	51min	26min
Left/Shakehand C10		Points Won				Points Lost					
		Total	Own Serve:	36	Most Consecutive:	7	Total	Own Serve:	38	Most Consecutive:	6
		66	Opp. Serve:	30	GDO:	3	83	Opp. Serve:	45	GLL:	3
CARDONA Jorge	ESP	2	1	1	50%	7	3	4	43%	42min	21min
Right/Shakehand C10		Points Won				Points Lost					
		Total	Own Serve:	32	Most Consecutive:	5	Total	Own Serve:	31	Most Consecutive:	4
		68	Opp. Serve:	36	GDO:	2	59	Opp. Serve:	28	GLL:	3
CHOJNOWSKI Patryk	POL	3	3	0	100%	9	9	0	100%	1h0min	20min
Right/Shakehand C10		Points Won				Points Lost					
		Total	Own Serve:	57	Most Consecutive:	7	Total	Own Serve:	29	Most Consecutive:	5
		103	Opp. Serve:	46	GDO:	5	70	Opp. Serve:	41	GLL:	0
DAYBELL Kim	GBR	2	1	1	50%	8	5	3	63%	56min	28min
Right/Shakehand C10		Points Won				Points Lost					
		Total	Own Serve:	49	Most Consecutive:	6	Total	Own Serve:	28	Most Consecutive:	4
		85	Opp. Serve:	36	GDO:	2	68	Opp. Serve:	40	GLL:	3
GE Yang	CHN	3	2	1	67%	12	6	6	50%	1h28min	29min
Left/Shakehand C10		Points Won				Points Lost					
		Total	Own Serve:	60	Most Consecutive:	5	Total	Own Serve:	55	Most Consecutive:	7
		112	Opp. Serve:	52	GDO:	3	119	Opp. Serve:	64	GLL:	5
JACOBS David	INA	3	2	1	67%	12	7	5	58%	1h34min	31min
Left/Shakehand C10		Points Won				Points Lost					
		Total	Own Serve:	73	Most Consecutive:	8	Total	Own Serve:	48	Most Consecutive:	5
		126	Opp. Serve:	53	GDO:	3	108	Opp. Serve:	60	GLL:	3

LEGEND	GDO Greatest deficit overcome	GLL Greatest lead lost	Opp. Opponent's
---------------	--------------------------------------	-------------------------------	------------------------



Player Statistics

As of SUN 2 SEP 2012

Players	NPC	Matches				Games				Match Duration	
		Played	Won	Lost	%Won	Played	Won	Lost	%Won	All	Average
KARABEC Ivan Right/Shakehand C10	CZE	3	2	1	67%	11	8	3	73%	1h10min	23min
		Points Won				Points Lost					
		Total	Own Serve: 51		Most Consecutive: 5		Total	Own Serve: 55		Most Consecutive: 5	
		112	Opp. Serve: 61		GDO: 4		99	Opp. Serve: 44		GLL: 0	
LIAN Hao Left/Shakehand C10	CHN	3	2	1	67%	13	6	7	46%	1h29min	30min
		Points Won				Points Lost					
		Total	Own Serve: 67		Most Consecutive: 4		Total	Own Serve: 63		Most Consecutive: 7	
		124	Opp. Serve: 57		GDO: 3		135	Opp. Serve: 72		GLL: 3	
LU Xiaolei Left/Shakehand C10	CHN	3	1	2	33%	13	6	7	46%	1h36min	32min
		Points Won				Points Lost					
		Total	Own Serve: 67		Most Consecutive: 9		Total	Own Serve: 60		Most Consecutive: 7	
		126	Opp. Serve: 59		GDO: 3		129	Opp. Serve: 69		GLL: 4	
LUKYANOV Pavel Left/Shakehand C10	RUS	2	1	1	50%	9	4	5	44%	1h1min	31min
		Points Won				Points Lost					
		Total	Own Serve: 46		Most Consecutive: 7		Total	Own Serve: 40		Most Consecutive: 4	
		86	Opp. Serve: 40		GDO: 4		87	Opp. Serve: 47		GLL: 3	
POWROZNIAK Sebastian Right/Shakehand C10	POL	2	0	2	0%	7	1	6	14%	40min	20min
		Points Won				Points Lost					
		Total	Own Serve: 21		Most Consecutive: 5		Total	Own Serve: 43		Most Consecutive: 5	
		52	Opp. Serve: 31		GDO: 2		78	Opp. Serve: 35		GLL: 2	
RUIZ REYES Jose Manuel Left/Shakehand C10	ESP	3	1	2	33%	12	4	8	33%	1h27min	29min
		Points Won				Points Lost					
		Total	Own Serve: 62		Most Consecutive: 4		Total	Own Serve: 49		Most Consecutive: 8	
		105	Opp. Serve: 43		GDO: 2		119	Opp. Serve: 70		GLL: 2	

NOTES

The "Greatest deficit overcome" only applies when the player ends up winning the game and "Greatest lead lost" only when losing.

LEGEND

GDO Greatest deficit overcome **GLL** Greatest lead lost **Opp.** Opponent's



Tournament Statistics

As of SUN 2 SEP 2012

Statistics	Preliminaries	Quarterfinals	Semifinals	Finals	Total
Matches Total	12	4	2	2	20
Game Margin: 3:0	4 33%	1 25%	1 50%	1 50%	7 35%
3:1	4 33%	1 25%	1 50%	1 50%	7 35%
3:2	4 33%	2 50%			6 30%
Invalid Results Mark					
Duration: Total	5h18min	1h57min	56min	50min	9h1min
Longest	38min	37min	35min	29min	38min
Shortest	18min	18min	21min	21min	18min
Average	27min	29min	28min	25min	27min
Games Total	48	17	7	7	79
Point Margin 11					
10					
9	1 2%				1 1%
8	3 6%	1 6%			4 5%
7	3 6%	1 6%	1 14%	1 14%	6 8%
6	5 10%	2 12%	1 14%	1 14%	9 11%
5	6 13%	3 18%		1 14%	10 13%
4	3 6%	1 6%		1 14%	5 6%
3	5 10%	4 24%			9 11%
2	22 46%	5 29%	5 71%	3 43%	35 44%
Invalid Results Mark					
Duration: Total	4h25min	1h39min	49min	45min	7h38min
Longest	10min	8min	9min	7min	10min
Shortest	4min	4min	4min	6min	4min
Average	6min	6min	7min	6min	6min
Points Total	911	312	149	126	1498
per game	18.98	18.35	21.29	18.00	18.96
Most consecutive won	9	5	6	8	9
Greatest deficit overcome	4	4	3	5	5
Longest rally	35	26	18	20	35
Average rally	4	5	4	5	5

NOTES

The "Greatest deficit overcome" only applies when the player ends up winning the game.



Table Tennis

Men's Singles - Class 11



Entry List by Event

As of FRI 24 AUG 2012

NPC	How Qualified	Name	Date of Birth
BRA - Brazil	QR (29)	MACIEL Lucas	7 AUG 1979
FRA - France	QL (1)	PEREIRA-LEAL Pascal	5 NOV 1982
HUN - Hungary	QR (2)	PALOS Peter	31 AUG 1985
JPN - Japan	QI (9)	KINOSHITA Yuki	23 FEB 1991
KOR - Republic of Korea	QR (5)	SON Byeongjun	14 OCT 1995
POL - Poland	QL (6)	OLEJARSKI Pawel	2 MAR 1984

NOTES

All changes are available in INFO.
(nnn) in "How Qualified" represents the player's singles world ranking as of July 2012.

LEGEND

QI Qualification by Invitation **QL** Qualification by Ranking List **QR** Regional Qualification



Draw

GROUP A

Rk	Name	NPC	FRA	POL	BRA	Match Points
1	PEREIRA-LEAL Pascal	FRA		3:0 (13:11, 11:4, 11:7)	3:0 (11:7, 13:11, 11:6)	4
2	OLEJARSKI Pawel	POL	0:3 (11:13, 4:11, 7:11)		3:0 (11:5, 11:8, 11:7)	3
3	MACIEL Lucas	BRA	0:3 (7:11, 11:13, 6:11)	0:3 (5:11, 8:11, 7:11)		2

GROUP B

Rk	Name	NPC	KOR	HUN	JPN	Match Points
1	SON Byeongjun	KOR		3:1 (13:11, 5:11, 15:13, 12:10)	3:0 (11:5, 11:9, 11:9)	4
2	PALOS Peter	HUN	1:3 (11:13, 11:5, 13:15, 10:12)		3:0 (11:6, 11:8, 11:5)	3
3	KINOSHITA Yuki	JPN	0:3 (5:11, 9:11, 9:11)	0:3 (6:11, 8:11, 5:11)		2

Qualification rule:

First and Second from each group will qualify for the Semifinals.

LEGEND

Rk Rank



Draw

QUALIFIED FROM GROUPS				
Group	Rk	Name	NPC	Match Points
A	1	PEREIRA-LEAL Pascal	FRA	4
B	1	SON Byeongjun	KOR	4
A	2	OLEJARSKI Pawel	POL	3
B	2	PALOS Peter	HUN	3

Semifinals	NPC Code	Finals
------------	----------	--------



LEGEND	
Rk	Rank



Match Results

OLEJARSKI Pawel (POL) 3-0 MACIEL Lucas (BRA)

Game Summary		Match	Game 1	Game 2	Game 3	Game 4	Game 5
OLEJARSKI Pawel	POL	3	11	11	11		
MACIEL Lucas	BRA	0	5	8	7		
Duration:		17min	4 min	5 min	5 min		

Match No : SM11(5) Table : 6

Umpires : EIKMANS Angelo (NED) CLARKE Stan (GBR)

Player Statistics	OLEJARSKI Pawel (POL)					Match	MACIEL Lucas (BRA)					Match
	Game						Game					
	1	2	3	4	5		1	2	3	4	5	
Points won	11	11	11			33	5	8	7			20
Biggest lead	8	3	5			8	-	2	-			2
Points won on own serve	5	5	6			16	2	4	3			9
Points lost on own serve	3	4	4			11	6	6	5			17
Most consecutive points won	5	3	4			5	3	4	3			4
Greatest deficit overcome	-	2	-			2	-	-	-			-
Handedness/Grip	Right/Shakehand						Right/Shakehand					

Game/Match Statistics	Game					Match
	1	2	3	4	5	
Longest rally (strokes)	7	5	11			11
Average rally	4	3	5			4

Game Progress

1	OLEJARSKI Pawel (POL)	*0	1	*3	5	*6	8	*10	10	11		
	MACIEL Lucas (BRA)	0	*1	1	*1	2	*2	2	*4	5		
2	OLEJARSKI Pawel (POL)	0	*2	3	*4	4	*4	6	*7	8	*10	11
	MACIEL Lucas (BRA)	*0	0	*1	2	*4	6	*6	7	*8	8	8
3	OLEJARSKI Pawel (POL)	*0	2	*3	4	*6	7	*7	8	*10	11	
	MACIEL Lucas (BRA)	0	*0	1	*2	2	*3	5	*6	6	7	

NOTES
The "Greatest deficit overcome" only applies when the player ends up winning the game.

LEGEND
SM Men's Singles * Server



Match Results

PEREIRA-LEAL Pascal (FRA) 3-0 OLEJARSKI Pawel (POL)

Game Summary		Match	Game 1	Game 2	Game 3	Game 4	Game 5
PEREIRA-LEAL Pascal	FRA	3	13	11	11		
OLEJARSKI Pawel	POL	0	11	4	7		
Duration:		17min	7 min	3 min	4 min		

Match No : SM11(3) Table : 6

Umpires : TAMURA Nagako (JPN) KARSHTEDT Yelena (USA)

Player Statistics	PEREIRA-LEAL Pascal (FRA)					Match	OLEJARSKI Pawel (POL)					Match
	Game						Game					
	1	2	3	4	5		1	2	3	4	5	
Points won	13	11	11			35	11	4	7			22
Biggest lead	3	7	4			7	3	-	-			3
Points won on own serve	7	5	9			21	6	3	6			15
Points lost on own serve	5	2	1			8	6	5	2			13
Most consecutive points won	4	3	3			4	4	2	3			4
Greatest deficit overcome	3	-	-			3	-	-	-			-
Handedness/Grip	Right/Shakehand						Right/Shakehand					

Game/Match Statistics	Game					Match
	1	2	3	4	5	
Longest rally (strokes)	7	7	9			9
Average rally	4	4	3			4

Game Progress

1	PEREIRA-LEAL Pascal (FRA)	*0	1	*1	2	*3	4	*6	7	*9	10	*10	11	*11	12	13
	OLEJARSKI Pawel (POL)	0	*1	3	*4	5	*6	6	*7	7	*8	10	*10	11	*11	11
2	PEREIRA-LEAL Pascal (FRA)	0	1	*4	5	*7	8	*8	*10	11						
	OLEJARSKI Pawel (POL)	*0	*1	0	*1	1	*2	4	4	4						
3	PEREIRA-LEAL Pascal (FRA)	*0	2	*3	4	*4	6	*6	8	*9	11					
	OLEJARSKI Pawel (POL)	0	*0	1	*2	4	*4	6	*6	7	7					

NOTES

The "Greatest deficit overcome" only applies when the player ends up winning the game.

LEGEND

SM Men's Singles * Server



Match Results

PEREIRA-LEAL Pascal (FRA) 3-0 MACIEL Lucas (BRA)

Game Summary		Match	Game 1	Game 2	Game 3	Game 4	Game 5
PEREIRA-LEAL Pascal	FRA	3	11	13	11		
MACIEL Lucas	BRA	0	7	11	6		
Duration:		22min	6 min	9 min	6 min		

Match No : SM11(1) Table : 6

Umpires : le PAGE Tim (GBR) FRASER Margot (GBR)

Player Statistics	PEREIRA-LEAL Pascal (FRA)					Match	MACIEL Lucas (BRA)					Match
	Game						Game					
	1	2	3	4	5		1	2	3	4	5	
Points won	11	13	11			35	7	11	6			24
Biggest lead	4	5	5			5	-	1	1			1
Points won on own serve	4	9	6			19	3	8	4			15
Points lost on own serve	4	3	2			9	7	4	5			16
Most consecutive points won	3	3	5			5	4	4	2			4
Greatest deficit overcome	-	1	1			1	-	-	-			-
Handedness/Grip	Right/Shakehand						Right/Shakehand					

Game/Match Statistics	Game					Match
	1	2	3	4	5	
Longest rally (strokes)	8	10	6			10
Average rally	5	4	4			4

Game Progress

1	PEREIRA-LEAL Pascal (FRA)	0	*2	3	*4	6	*6	6	*8	9	11					
	MACIEL Lucas (BRA)	*0	0	*1	2	*2	4	*6	6	*7	7					
2	PEREIRA-LEAL Pascal (FRA)	*0	2	*3	5	*6	7	*7	9	*9	10	*10	10	*11	12	13
	MACIEL Lucas (BRA)	0	*0	1	*1	2	*3	5	*5	7	*8	10	*11	11	*11	11
3	PEREIRA-LEAL Pascal (FRA)	0	*1	2	*3	5	*5	7	*9	10	11					
	MACIEL Lucas (BRA)	*0	1	*2	3	*3	5	*5	5	*6	6					

NOTES

The "Greatest deficit overcome" only applies when the player ends up winning the game.

LEGEND

SM Men's Singles * Server



Match Results

SON Byeongjun (KOR) 3-0 KINOSHITA Yuki (JPN)

Game Summary		Match	Game 1	Game 2	Game 3	Game 4	Game 5
SON Byeongjun	KOR	3	11	11	11		
KINOSHITA Yuki	JPN	0	5	9	9		
Duration:		22min	4 min	6 min	8 min		

Match No : SM11(6) Table : 8

Umpires : REYNOLDS Mick (GBR) WILLIAMS Jackie (GBR)

Player Statistics	SON Byeongjun (KOR)					Match	KINOSHITA Yuki (JPN)					Match
	Game						Game					
	1	2	3	4	5		1	2	3	4	5	
Points won	11	11	11			33	5	9	9			23
Biggest lead	6	4	3			6	-	3	2			3
Points won on own serve	7	5	7			19	4	4	6			14
Points lost on own serve	1	5	3			9	4	6	4			14
Most consecutive points won	4	5	3			5	2	4	3			4
Greatest deficit overcome	-	3	2			3	-	-	-			-
Handedness/Grip	Right/Shakehand						Right/Shakehand					

Game/Match Statistics	Game					Match
	1	2	3	4	5	
Longest rally (strokes)	10	9	9			10
Average rally	4	4	4			4

Game Progress

1	SON Byeongjun (KOR)	0	*1	3	*4	6	*6	8	*10	11		
	KINOSHITA Yuki (JPN)	*0	1	*1	2	*2	4	*4	4	5		
2	SON Byeongjun (KOR)	*0	2	*4	5	*5	5	*6	6	*7	9	11
	KINOSHITA Yuki (JPN)	0	*0	0	*1	3	*5	6	*8	9	*9	9
3	SON Byeongjun (KOR)	0	*1	3	*4	4	*5	6	*6	8	*9	11
	KINOSHITA Yuki (JPN)	*0	1	*1	2	*4	5	*6	8	*8	9	9

NOTES
The "Greatest deficit overcome" only applies when the player ends up winning the game.

LEGEND
SM Men's Singles * Server



Match Results

SON Byeongjun (KOR) 3-1 PALOS Peter (HUN)

Game Summary		Match	Game 1	Game 2	Game 3	Game 4	Game 5
SON Byeongjun	KOR	3	13	5	15	12	
PALOS Peter	HUN	1	11	11	13	10	
Duration:		42min	9 min	6 min	12 min	8 min	

Match No : SM11(4) Table : 8

Umpires : HIGGINS Peter (GBR) GOULDEN David (GBR)

Player Statistics	SON Byeongjun (KOR)					Match	PALOS Peter (HUN)					Match
	Game						Game					
	1	2	3	4	5		1	2	3	4	5	
Points won	13	5	15	12		45	11	11	13	10		45
Biggest lead	5	-	4	2		5	-	6	2	3		6
Points won on own serve	8	3	8	6		25	7	6	7	5		25
Points lost on own serve	4	5	6	5		20	5	2	7	6		20
Most consecutive points won	3	2	5	3		5	4	5	5	4		5
Greatest deficit overcome	-	-	2	3		3	-	-	-	-		-
Handedness/Grip	Right/Shakehand						Right/Shakehand					

Game/Match Statistics	Game					Match
	1	2	3	4	5	
Longest rally (strokes)	27	21	24	14		27
Average rally	7	8	7	7		7

Game Progress

1	SON Byeongjun (KOR)	*0	2	*3	5	*6	6	*8	8	*8	10	*10	11	*11	12	13			
	PALOS Peter (HUN)	0	*0	1	*1	2	*4	4	*6	8	*8	10	*10	11	*11	11			
2	SON Byeongjun (KOR)	0	*0	1	*2	3	*4	5	*5	5									
	PALOS Peter (HUN)	*0	2	*3	4	*5	6	*7	9	11									
3	SON Byeongjun (KOR)	*0	1	*1	3	*4	5	*6	8	*10	10	*10	10	*11	12	*12	12	*13	14
	PALOS Peter (HUN)	0	*1	3	*3	4	*5	6	*6	6	*8	10	*11	11	*11	12	*13	13	*13
		15																	
		13																	
4	SON Byeongjun (KOR)	0	*1	1	*2	3	*4	6	*7	8	*9	10	*11	12					
	PALOS Peter (HUN)	*0	1	*3	4	*5	6	*6	7	*8	9	*10	10	10					

NOTES
The "Greatest deficit overcome" only applies when the player ends up winning the game.

LEGEND
SM Men's Singles * Server



Match Results

PALOS Peter (HUN) 3-0 KINOSHITA Yuki (JPN)

Game Summary		Match	Game 1	Game 2	Game 3	Game 4	Game 5
PALOS Peter	HUN	3	11	11	11		
KINOSHITA Yuki	JPN	0	6	8	5		
Duration:		20min	5 min	5 min	5 min		

Match No : SM11(2) Table : 8

Umpires : MONTFORT Neil (AUS) ZHANG Yingqiu (CHN)

Player Statistics	PALOS Peter (HUN)					Match	KINOSHITA Yuki (JPN)					Match
	Game						Game					
	1	2	3	4	5		1	2	3	4	5	
Points won	11	11	11			33	6	8	5			19
Biggest lead	5	3	6			6	2	1	2			2
Points won on own serve	6	6	7			19	4	4	4			12
Points lost on own serve	2	4	1			7	5	5	4			14
Most consecutive points won	3	3	7			7	2	3	3			3
Greatest deficit overcome	2	1	2			2	-	-	-			-
Handedness/Grip	Right/Shakehand						Right/Shakehand					

Game/Match Statistics	Game					Match
	1	2	3	4	5	
Longest rally (strokes)	10	14	16			16
Average rally	5	5	5			5

Game Progress

1	PALOS Peter (HUN)	0	*0	1	*3	4	*5	7	*8	10	11	
	KINOSHITA Yuki (JPN)	*0	2	*3	3	*4	5	*5	6	*6	6	
2	PALOS Peter (HUN)	*0	1	*2	4	*4	5	*6	7	*9	10	11
	KINOSHITA Yuki (JPN)	0	*1	2	*2	4	*5	6	*7	7	*8	8
3	PALOS Peter (HUN)	0	*1	2	*2	4	*6	8	*9	11		
	KINOSHITA Yuki (JPN)	*0	1	*2	4	*4	4	*4	5	5		

NOTES

The "Greatest deficit overcome" only applies when the player ends up winning the game.

LEGEND

SM Men's Singles * Server



Match Results

PALOS Peter (HUN) 3-1 PEREIRA-LEAL Pascal (FRA)

Game Summary		Match	Game 1	Game 2	Game 3	Game 4	Game 5
PALOS Peter	HUN	3	10	11	11	11	
PEREIRA-LEAL Pascal	FRA	1	12	7	7	4	
Duration:		28min	6 min	5 min	6 min	5 min	

Match No : SM11(7) Table : 6

Umpires : KARAU Bernhard (GER) GAMAL Abdel Nasser (EGY)

Player Statistics	PALOS Peter (HUN)					Match	PEREIRA-LEAL Pascal (FRA)					Match
	Game						Game					
	1	2	3	4	5		1	2	3	4	5	
Points won	10	11	11	11		43	12	7	7	4		30
Biggest lead	2	6	4	7		7	3	-	-	1		3
Points won on own serve	7	7	4	7		25	8	4	3	3		18
Points lost on own serve	4	3	4	1		12	3	4	7	4		18
Most consecutive points won	4	4	4	4		4	4	3	3	1		4
Greatest deficit overcome	-	-	-	1		1	2	-	-	-		2
Handedness/Grip	Right/Shakehand						Right/Shakehand					

Game/Match Statistics	Game					Match
	1	2	3	4	5	
Longest rally (strokes)	12	10	13	11		13
Average rally	4	5	4	4		4

Game Progress

1	PALOS Peter (HUN)	0	*1	3	*3	4	*4	5	*6	8	*9	10	*10	10
	PEREIRA-LEAL Pascal (FRA)	*0	1	*1	3	*4	6	*7	8	*8	9	*10	11	12
2	PALOS Peter (HUN)	*0	1	*3	5	*5	7	*9	10	*10	11			
	PEREIRA-LEAL Pascal (FRA)	0	*1	1	*1	3	*3	3	*4	6	7			
3	PALOS Peter (HUN)	0	2	*4	5	*5	6	*7	7	*9	11			
	PEREIRA-LEAL Pascal (FRA)	*0	*0	0	*1	3	*4	5	*7	7	7			
4	PALOS Peter (HUN)	*0	1	*2	4	*5	7	*8	10	11				
	PEREIRA-LEAL Pascal (FRA)	0	*1	2	*2	3	*3	4	*4	4				

NOTES
The "Greatest deficit overcome" only applies when the player ends up winning the game.

LEGEND
SM Men's Singles * Server



Match Results

SON Byeongjun (KOR) 3-1 OLEJARSKI Pawel (POL)

Game Summary		Match	Game 1	Game 2	Game 3	Game 4	Game 5
SON Byeongjun	KOR	3	9	11	11	12	
OLEJARSKI Pawel	POL	1	11	5	7	10	
Duration:		28min	6 min	4 min	5 min	6 min	

Match No : SM11(8) Table : 8

Umpires : RACKO Boris (SVK) CURTIS Neil (GBR)

Player Statistics	SON Byeongjun (KOR)					Match	OLEJARSKI Pawel (POL)					Match
	Game						Game					
	1	2	3	4	5		1	2	3	4	5	
Points won	9	11	11	12		43	11	5	7	10		33
Biggest lead	1	6	4	2		6	4	-	1	4		4
Points won on own serve	5	5	9	7		26	6	2	6	6		20
Points lost on own serve	5	3	1	4		13	4	6	2	5		17
Most consecutive points won	4	4	3	3		4	3	1	3	4		4
Greatest deficit overcome	-	-	1	4		4	1	-	-	-		1
Handedness/Grip	Right/Shakehand						Right/Shakehand					

Game/Match Statistics	Game					Match
	1	2	3	4	5	
Longest rally (strokes)	66	11	10	9		66
Average rally	7	5	4	4		5

Game Progress

1	SON Byeongjun (KOR)	*0	0	*2	3	*3	4	*4	6	*8	9	9		
	OLEJARSKI Pawel (POL)	0	*2	2	*3	5	*6	8	*8	8	*9	11		
2	SON Byeongjun (KOR)	0	*2	4	*5	6	*8	9	*10	11				
	OLEJARSKI Pawel (POL)	*0	0	*0	1	*2	2	*3	4	5				
3	SON Byeongjun (KOR)	*0	2	*2	3	*4	6	*6	8	*9	11			
	OLEJARSKI Pawel (POL)	0	*0	2	*3	4	*4	6	*6	7	7			
4	SON Byeongjun (KOR)	0	*1	1	*1	3	*4	5	*6	8	*9	10	*11	12
	OLEJARSKI Pawel (POL)	*0	1	*3	5	*5	6	*7	8	*8	9	*10	10	10

NOTES
The "Greatest deficit overcome" only applies when the player ends up winning the game.

LEGEND
SM Men's Singles * Server



Match Results

PEREIRA-LEAL Pascal (FRA) 3-0 OLEJARSKI Pawel (POL)

Game Summary		Match	Game 1	Game 2	Game 3	Game 4	Game 5
PEREIRA-LEAL Pascal	FRA	3	15	11	11		
OLEJARSKI Pawel	POL	0	13	4	6		
Duration:		19min	7 min	4 min	4 min		

Match No : SM11(9) Table : 4

Umpires : ZHANG Yingqiu (CHN) ROBERTS Averil (NZL)

Player Statistics	PEREIRA-LEAL Pascal (FRA)					Match	OLEJARSKI Pawel (POL)					Match
	Game						Game					
	1	2	3	4	5		1	2	3	4	5	
Points won	15	11	11			37	13	4	6			23
Biggest lead	2	7	5			7	4	-	-			4
Points won on own serve	10	5	5			20	9	1	3			13
Points lost on own serve	4	3	3			10	5	6	6			17
Most consecutive points won	5	5	5			5	3	2	1			3
Greatest deficit overcome	4	-	-			4	-	-	-			-
Handedness/Grip	Right/Shakehand						Right/Shakehand					

Game/Match Statistics	Game					Match
	1	2	3	4	5	
Longest rally (strokes)	10	8	10			10
Average rally	4	4	4			4

Game Progress

1	PEREIRA-LEAL Pascal (FRA)	0	*0	1	*1	3	*3	4	*5	7	*9	10	*11	11	*11	12	*12	13	*14
	OLEJARSKI Pawel (POL)	*0	2	*3	5	*5	7	*8	9	*9	9	*10	10	*11	12	*12	13	*13	13
		15																	
		13																	
2	PEREIRA-LEAL Pascal (FRA)	*0	2	*4	5	*6	7	*9	10	11									
	OLEJARSKI Pawel (POL)	0	*0	0	*1	2	*3	3	*4	4									
3	PEREIRA-LEAL Pascal (FRA)	0	*1	2	*3	5	*7	8	*9	10	11								
	OLEJARSKI Pawel (POL)	*0	1	*2	3	*3	3	*4	5	*6	6								

NOTES
The "Greatest deficit overcome" only applies when the player ends up winning the game.

LEGEND
SM Men's Singles * Server



Match Results

PALOS Peter (HUN) 3-1 SON Byeongjun (KOR)

Game Summary		Match	Game 1	Game 2	Game 3	Game 4	Game 5
PALOS Peter	HUN	3	12	9	11	11	
SON Byeongjun	KOR	1	10	11	9	9	
Duration:		36min	8 min	7 min	7 min	9 min	

Match No : SM11(10) Table : 2

Umpires : BALGHAITH Alawi (QAT) FRASER Margot (GBR)

Player Statistics	PALOS Peter (HUN)					Match	SON Byeongjun (KOR)					Match
	Game						Game					
	1	2	3	4	5		1	2	3	4	5	
Points won	12	9	11	11		43	10	11	9	9		39
Biggest lead	2	-	4	2		4	3	6	-	1		6
Points won on own serve	7	6	5	5		23	6	7	4	4		21
Points lost on own serve	4	4	5	5		18	5	3	6	6		20
Most consecutive points won	5	4	3	3		5	3	4	2	3		4
Greatest deficit overcome	3	-	-	1		3	-	-	-	-		-
Handedness/Grip	Right/Shakehand						Right/Shakehand					

Game/Match Statistics	Game					Match
	1	2	3	4	5	
Longest rally (strokes)	17	13	20	17		20
Average rally	6	5	6	5		6

Game Progress

1	PALOS Peter (HUN)	*0	0	*1	3	*5	6	*6	7	*8	10	*10	11	12
	SON Byeongjun (KOR)	0	*2	3	*3	3	*4	6	*7	8	*8	10	*10	10
2	PALOS Peter (HUN)	0	*0	2	*2	3	*3	3	*5	7	*8			9
	SON Byeongjun (KOR)	*0	2	*2	4	*5	7	*9	9	*9	10			11
3	PALOS Peter (HUN)	*0	1	*3	4	*6	6	*7	8	*8	10			11
	SON Byeongjun (KOR)	0	*1	1	*2	2	*4	5	*6	8	*8			9
4	PALOS Peter (HUN)	0	*2	2	*3	4	*5	6	*7	9	*10			11
	SON Byeongjun (KOR)	*0	0	*2	3	*4	5	*6	7	*7	8			9

NOTES

The "Greatest deficit overcome" only applies when the player ends up winning the game.

LEGEND

SM Men's Singles * Server



Player Statistics

As of MON 3 SEP 2012

Players	NPC	Matches				Games				Match Duration	
		Played	Won	Lost	%Won	Played	Won	Lost	%Won	All	Average
KINOSHITA Yuki Right/Shakehand C11	JPN	2	0	2	0%	6	0	6	0%	42min	21min
		Points Won				Points Lost					
		Total	Own Serve: 26		Most Consecutive: 4		Total	Own Serve: 28		Most Consecutive: 7	
		42	Opp. Serve: 16		GDO: 0		66	Opp. Serve: 38		GLL: 3	
MACIEL Lucas Right/Shakehand C11	BRA	2	0	2	0%	6	0	6	0%	39min	20min
		Points Won				Points Lost					
		Total	Own Serve: 24		Most Consecutive: 4		Total	Own Serve: 33		Most Consecutive: 5	
		44	Opp. Serve: 20		GDO: 0		68	Opp. Serve: 35		GLL: 2	
OLEJARSKI Pawel Right/Shakehand C11	POL	4	1	3	25%	13	4	9	31%	1h21min	20min
		Points Won				Points Lost					
		Total	Own Serve: 64		Most Consecutive: 5		Total	Own Serve: 58		Most Consecutive: 5	
		112	Opp. Serve: 48		GDO: 2		134	Opp. Serve: 76		GLL: 4	
PALOS Peter Right/Shakehand C11	HUN	4	3	1	75%	15	10	5	67%	2h6min	32min
		Points Won				Points Lost					
		Total	Own Serve: 92		Most Consecutive: 7		Total	Own Serve: 57		Most Consecutive: 5	
		164	Opp. Serve: 72		GDO: 3		133	Opp. Serve: 76		GLL: 3	
PEREIRA-LEAL Pascal Right/Shakehand C11	FRA	4	3	1	75%	13	10	3	77%	1h26min	22min
		Points Won				Points Lost					
		Total	Own Serve: 78		Most Consecutive: 5		Total	Own Serve: 45		Most Consecutive: 4	
		136	Opp. Serve: 58		GDO: 4		113	Opp. Serve: 68		GLL: 1	
SON Byeongjun Right/Shakehand C11	KOR	4	3	1	75%	15	10	5	67%	2h8min	32min
		Points Won				Points Lost					
		Total	Own Serve: 91		Most Consecutive: 5		Total	Own Serve: 62		Most Consecutive: 5	
		160	Opp. Serve: 69		GDO: 4		144	Opp. Serve: 82		GLL: 3	

NOTES

The "Greatest deficit overcome" only applies when the player ends up winning the game and "Greatest lead lost" only when losing.

LEGEND

GDO Greatest deficit overcome **GLL** Greatest lead lost **Opp.** Opponent's



Tournament Statistics

As of MON 3 SEP 2012

Statistics	Preliminaries	Semifinals	Finals	Total
Matches Total	6	2	2	10
Game Margin: 3:0	5 83%		1 50%	6 60%
3:1	1 17%	2 100%	1 50%	4 40%
3:2				
Invalid Results Mark				
Duration: Total	2h20min	56min	55min	4h11min
Longest	42min	28min	36min	42min
Shortest	17min	28min	19min	17min
Average	23min	28min	28min	25min
Games Total	19	8	7	34
Point Margin 11				
10				
9				
8				
7	1 5%	1 13%	1 14%	3 9%
6	4 21%	1 13%		5 15%
5	2 11%		1 14%	3 9%
4	3 16%	3 38%		6 18%
3	2 11%			2 6%
2	7 37%	3 38%	5 71%	15 44%
Invalid Results Mark				
Duration: Total	1h57min	43min	46min	3h26min
Longest	12min	6min	9min	12min
Shortest	3min	4min	4min	3min
Average	6min	5min	7min	6min
Points Total	367	149	142	658
per game	19.32	18.63	20.29	19.35
Most consecutive won	7	4	5	7
Greatest deficit overcome	3	4	4	4
Longest rally	27	66	20	66
Average rally	5	5	5	5

NOTES
The "Greatest deficit overcome" only applies when the player ends up winning the game.



Table Tennis

Women's Singles - Classes 1-2



Entry List by Event

As of FRI 24 AUG 2012

NPC	How Qualified	Name	Date of Birth
CHN - People's Republic of China	QR (1)	LIU Jing	25 JUL 1988
FRA - France	QL (4)	LAFAYE MARZIOU Isabelle	9 JUL 1963
	QL (6)	SIREAU Florence	25 MAY 1966
IRL - Ireland	QL (8)	BREATHNACH Eimear	27 OCT 1978
	QL (11)	McCARRON ROONEY Rena	20 NOV 1964
ITA - Italy	QL (2)	PEZZUTTO Pamela	17 JUL 1981
	QL (5)	PODDA Clara	19 JUL 1951
JOR - Jordan	QL (2)	BARGOUTHY Maha	23 FEB 1962
POL - Poland	QL (1)	BUCLAW Dorota	16 OCT 1977
RUS - Russian Federation	QL (3)	PUSHPASHEVA Nadezda	29 DEC 1959
THA - Thailand	QL (10)	MAENPUAK Wachirapond	2 DEC 1975
USA - United States of America	QI (15)	PROFITT Tara	26 JUL 1965

NOTES

All changes are available in INFO.
(nnn) in "How Qualified" represents the player's singles world ranking as of July 2012.

LEGEND

QI Qualification by Invitation **QL** Qualification by Ranking List **QR** Regional Qualification



Draw

GROUP A

Rk	Name	NPC	Sport Class	CHN	ITA	USA	Match Points
1	LIU Jing	CHN	2		3:1 (11:7, 11:8, 11:13, 11:9)	3:0 (11:5, 11:7, 11:5)	4
2	PODDA Clara	ITA	2	1:3 (7:11, 8:11, 13:11, 9:11)		3:0 (11:9, 11:9, 11:6)	3
3	PROFITT Tara	USA	2	0:3 (5:11, 7:11, 5:11)	0:3 (9:11, 9:11, 6:11)		2

GROUP B

Rk	Name	NPC	Sport Class	ITA	FRA	IRL	Match Points
1	PEZZUTTO Pamela	ITA	2		3:2 (11:7, 9:11, 11:5, 9:11, 11:4)	3:0 (11:3, 11:7, 11:8)	4
2	SIREAU Florence	FRA	2	2:3 (7:11, 11:9, 5:11, 11:9, 4:11)		3:2 (12:14, 11:6, 5:11, 12:10, 11:3)	3
3	BREATHNACH Eimear	IRL	2	0:3 (3:11, 7:11, 8:11)	2:3 (14:12, 6:11, 11:5, 10:12, 3:11)		2

GROUP C

Rk	Name	NPC	Sport Class	RUS	THA	POL	Match Points
1	PUSHPASHEVA Nadezda	RUS	2		3:1 (12:10, 11:8, 9:11, 11:6)	3:0 (12:10, 11:7, 11:7)	4
2	MAENPUAK Wachirapond	THA	2	1:3 (10:12, 8:11, 11:9, 6:11)		3:0 (11:6, 11:5, 11:4)	3
3	BUCLAW Dorota	POL	1	0:3 (10:12, 7:11, 7:11)	0:3 (6:11, 5:11, 4:11)		2

GROUP D

Rk	Name	NPC	Sport Class	FRA	IRL	JOR	Match Points
1	LAFAYE MARZIOU Isabelle	FRA	2		3:1 (11:5, 11:9, 8:11, 11:8)	3:0 (11:9, 11:5, 11:7)	4
2	McCARRON ROONEY Rena	IRL	2	1:3 (5:11, 9:11, 11:8, 8:11)		3:2 (10:12, 12:14, 11:7, 11:3, 11:9)	3
3	BARGOUTHY Maha	JOR	1	0:3 (9:11, 5:11, 7:11)	2:3 (12:10, 14:12, 7:11, 3:11, 9:11)		2

Qualification rule:

First from each group will qualify for the Semifinals.

LEGEND

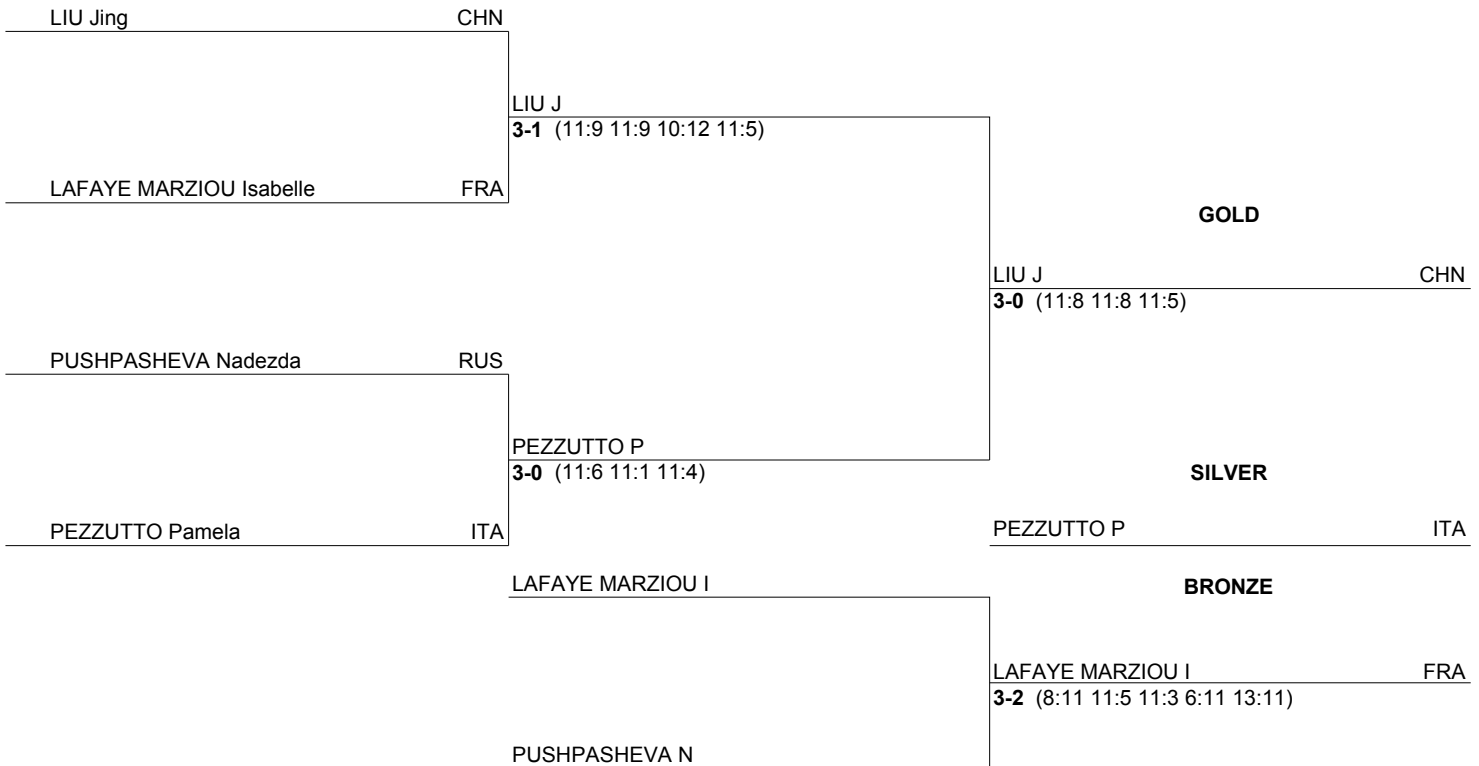
Rk Rank



Draw

QUALIFIED FROM GROUPS				
Group	Rk	Name	NPC	Match Points
A	1	LIU Jing	CHN	4
B	1	PEZZUTTO Pamela	ITA	4
C	1	PUSHPASHEVA Nadezda	RUS	4
D	1	LAFAYE MARZIOU Isabelle	FRA	4

Semifinals	NPC Code	Finals
------------	----------	--------



LEGEND	
Rk	Rank



Match Results

PODDA Clara (ITA) 3-0 PROFITT Tara (USA)

Game Summary		Match	Game 1	Game 2	Game 3	Game 4	Game 5
PODDA Clara	ITA	3	11	11	11		
PROFITT Tara	USA	0	9	9	6		
Duration:		16min	4 min	5 min	4 min		

Match No : SW1-2(5) Table : 1

Umpires : MONTFORT Neil (AUS) ZHANG Yingqiu (CHN)

Player Statistics	PODDA Clara (ITA)					Match	PROFITT Tara (USA)					Match
	Game						Game					
	1	2	3	4	5		1	2	3	4	5	
Points won	11	11	11			33	9	9	6			24
Biggest lead	3	5	6			6	2	-	1			2
Points won on own serve	7	6	5			18	6	5	3			14
Points lost on own serve	3	4	3			10	4	5	6			15
Most consecutive points won	3	3	7			7	3	5	3			5
Greatest deficit overcome	2	-	1			2	-	-	-			-
Handedness/Grip	Right/Shakehand						Right/Shakehand					

Game/Match Statistics	Game					Match
	1	2	3	4	5	
Longest rally (strokes)	7	7	5			7
Average rally	4	4	3			3

Game Progress

1	PODDA Clara (ITA)	0	*0	2	*3	5	*6	6	*8	9	*9	11
	PROFITT Tara (USA)	*0	2	*2	3	*3	4	*6	6	*7	9	9
2	PODDA Clara (ITA)	*0	2	*3	4	*6	7	*7	7	*8	10	11
	PROFITT Tara (USA)	0	*0	1	*2	2	*3	5	*7	8	*8	9
3	PODDA Clara (ITA)	0	*1	3	*3	4	*6	8	*10	10	11	
	PROFITT Tara (USA)	*0	1	*1	3	*4	4	*4	4	*6	6	

NOTES

The "Greatest deficit overcome" only applies when the player ends up winning the game.

LEGEND

SW Women's Singles * Server



Match Results

LIU Jing (CHN) 3-1 PODDA Clara (ITA)

Game Summary		Match	Game 1	Game 2	Game 3	Game 4	Game 5
LIU Jing	CHN	3	11	11	11	11	
PODDA Clara	ITA	1	7	8	13	9	
Duration:		25min	5 min	5 min	6 min	5 min	

Match No : SW1-2(9) Table : 1

Umpires : KARSHTEDT Yelena (USA) TAMURA Nagako (JPN)

Player Statistics	LIU Jing (CHN)					Match	PODDA Clara (ITA)					Match
	Game						Game					
	1	2	3	4	5		1	2	3	4	5	
Points won	11	11	11	11		44	7	8	13	9		37
Biggest lead	5	3	5	5		5	3	1	2	2		3
Points won on own serve	6	6	6	4		22	3	5	7	3		18
Points lost on own serve	4	3	6	6		19	5	5	5	7		22
Most consecutive points won	5	3	6	4		6	3	2	4	7		7
Greatest deficit overcome	3	1	-	2		3	-	-	5	-		5
Handedness/Grip	Left/Shakehand						Right/Shakehand					

Game/Match Statistics	Game					Match
	1	2	3	4	5	
Longest rally (strokes)	7	6	9	7		9
Average rally	3	3	3	3		3

Game Progress

1	LIU Jing (CHN)	*0	0	*1	3	*4	5	*7	9	*10	11					
	PODDA Clara (ITA)	0	*2	3	*3	4	*5	5	*5	6	7					
2	LIU Jing (CHN)	0	*1	3	*3	4	*5	6	*7	8	*10	11				
	PODDA Clara (ITA)	*0	1	*1	3	*4	5	*6	7	*8	8	8				
3	LIU Jing (CHN)	*0	2	*3	3	*4	6	*8	9	*9	10	*10	10	*11	11	11
	PODDA Clara (ITA)	0	*0	1	*3	4	*4	4	*5	7	*8	10	*11	11	*12	13
4	LIU Jing (CHN)	0	*2	3	*5	6	*7	7	*7	7	*9	11				
	PODDA Clara (ITA)	*0	0	*1	1	*2	3	*5	7	*9	9	9				

NOTES

The "Greatest deficit overcome" only applies when the player ends up winning the game.

LEGEND

SW Women's Singles * Server



Match Results

LIU Jing (CHN) 3-0 PROFITT Tara (USA)

Game Summary		Match	Game 1	Game 2	Game 3	Game 4	Game 5
LIU Jing	CHN	3	11	11	11		
PROFITT Tara	USA	0	5	7	5		
Duration:		15min	4 min	4 min	4 min		

Match No : SW1-2(1) Table : 1

Umpires : BROWN David (GBR) ABDEL NASSER Gamal (EGY)

Player Statistics	LIU Jing (CHN)					Match	PROFITT Tara (USA)					Match
	Game						Game					
	1	2	3	4	5		1	2	3	4	5	
Points won	11	11	11			33	5	7	5			17
Biggest lead	6	5	6			6	-	-	2			2
Points won on own serve	5	7	8			20	2	4	5			11
Points lost on own serve	3	3	0			6	6	4	3			13
Most consecutive points won	4	5	6			6	3	4	2			4
Greatest deficit overcome	-	-	2			2	-	-	-			-
Handedness/Grip	Left/Shakehand						Right/Shakehand					

Game/Match Statistics	Game					Match
	1	2	3	4	5	
Longest rally (strokes)	10	7	9			10
Average rally	4	3	4			4

Game Progress

1	LIU Jing (CHN)	0	*2	3	*4	6	*7	7	*9	11	
	PROFITT Tara (USA)	*0	0	*1	2	*2	3	*5	5	5	
2	LIU Jing (CHN)	*0	2	*4	5	*5	6	*7	9	*10	11
	PROFITT Tara (USA)	0	*0	0	*1	3	*4	5	*5	6	7
3	LIU Jing (CHN)	0	*0	2	*4	6	*6	8	*9	11	
	PROFITT Tara (USA)	*0	2	*2	2	*2	4	*4	5	5	

NOTES
The "Greatest deficit overcome" only applies when the player ends up winning the game.

LEGEND
SW Women's Singles * Server



Match Results

SIREAU Florence (FRA) 3-2 BREATHNACH Eimear (IRL)

Game Summary		Match	Game 1	Game 2	Game 3	Game 4	Game 5
SIREAU Florence	FRA	3	12	11	5	12	11
BREATHNACH Eimear	IRL	2	14	6	11	10	3
Duration:		36min	6 min	4 min	4 min	6 min	4 min

Match No : SW1-2(6) Table : 3

Umpires : ABDEL NASSER Gamal (EGY) BROWN David (GBR)

Player Statistics	SIREAU Florence (FRA)						BREATHNACH Eimear (IRL)					
	Game					Match	Game					Match
	1	2	3	4	5		1	2	3	4	5	
Points won	12	11	5	12	11	51	14	6	11	10	3	44
Biggest lead	4	5	1	2	8	8	3	1	8	4	-	8
Points won on own serve	8	3	4	6	7	28	9	1	7	5	2	24
Points lost on own serve	5	5	4	5	1	20	4	8	1	6	4	23
Most consecutive points won	4	5	3	6	8	8	4	2	7	6	2	7
Greatest deficit overcome	-	1	-	4	-	4	4	-	1	-	-	4
Handedness/Grip	Right/Shakehand						Right/Shakehand					

Game/Match Statistics	Game					Match
	1	2	3	4	5	
Longest rally (strokes)	14	9	8	11	9	14
Average rally	4	4	4	5	3	4

Game Progress

1	SIREAU Florence (FRA)	*0	1	*1	2	*3	5	*6	8	*10	10	*10	11	*11	12	*12	12	12
	BREATHNACH Eimear (IRL)	0	*1	3	*4	5	*5	6	*6	6	*8	10	*10	11	*11	12	*13	14
2	SIREAU Florence (FRA)	0	*1	3	*5	5	*7	7	*9	10	11							
	BREATHNACH Eimear (IRL)	*0	1	*1	1	*3	3	*5	5	*6	6							
3	SIREAU Florence (FRA)	*0	1	*1	2	*2	2	*2	4	5								
	BREATHNACH Eimear (IRL)	0	*1	3	*4	6	*8	10	*10	11								
4	SIREAU Florence (FRA)	0	*0	1	*2	4	*6	6	*6	6	*8	10	*11	12				
	BREATHNACH Eimear (IRL)	*0	2	*3	4	*4	4	*6	8	*10	10	*10	10	10				
5	SIREAU Florence (FRA)	*0	2	*2	3	*5	7	*9	11									
	BREATHNACH Eimear (IRL)	0	*0	2	*3	3	*3	3	3									

NOTES
The "Greatest deficit overcome" only applies when the player ends up winning the game.

LEGEND
SW Women's Singles * Server



Match Results

PEZZUTTO Pamela (ITA) 3-2 SIREAU Florence (FRA)

Game Summary		Match	Game 1	Game 2	Game 3	Game 4	Game 5
PEZZUTTO Pamela	ITA	3	11	9	11	9	11
SIREAU Florence	FRA	2	7	11	5	11	4
Duration:		36min	4 min	6 min	4 min	6 min	5 min

Match No : SW1-2(10) Table : 3

Umpires : GOULDEN David (GBR) HIGGINS Peter (GBR)

Player Statistics	PEZZUTTO Pamela (ITA)						SIREAU Florence (FRA)					
	Game					Match	Game					Match
	1	2	3	4	5		1	2	3	4	5	
Points won	11	9	11	9	11	51	7	11	5	11	4	38
Biggest lead	4	1	7	-	7	7	1	3	-	3	1	3
Points won on own serve	8	4	6	4	4	26	5	6	3	5	2	21
Points lost on own serve	2	5	2	6	3	18	3	5	5	5	6	24
Most consecutive points won	3	3	6	3	5	6	2	3	3	3	3	3
Greatest deficit overcome	1	-	-	-	1	1	-	1	-	-	-	1
Handedness/Grip	Right/Shakehand						Right/Shakehand					

Game/Match Statistics	Game					Match
	1	2	3	4	5	
Longest rally (strokes)	8	15	9	15	12	15
Average rally	4	5	4	5	5	4

Game Progress

1	PEZZUTTO Pamela (ITA)	*0	1	*2	3	*4	6	*7	9	*9	11
	SIREAU Florence (FRA)	0	*1	2	*3	4	*4	5	*5	7	7
2	PEZZUTTO Pamela (ITA)	0	*0	1	*2	3	*5	6	*7	8	9
	SIREAU Florence (FRA)	*0	2	*3	4	*5	5	*6	7	*8	11
3	PEZZUTTO Pamela (ITA)	*0	2	*4	6	*6	7	*9	10	11	
	SIREAU Florence (FRA)	0	*0	0	*0	2	*3	3	*4	5	
4	PEZZUTTO Pamela (ITA)	0	*0	1	*3	4	*5	5	*6	7	*8
	SIREAU Florence (FRA)	*0	2	*3	3	*4	5	*7	8	*9	11
5	PEZZUTTO Pamela (ITA)	*0	2	*3	3	*4	5	8	*10	11	
	SIREAU Florence (FRA)	0	*0	1	*3	4	*5	*4	4	4	

NOTES
The "Greatest deficit overcome" only applies when the player ends up winning the game.

LEGEND
SW Women's Singles * Server



Match Results

PEZZUTTO Pamela (ITA) 3-0 BREATHNACH Eimear (IRL)

Game Summary		Match	Game 1	Game 2	Game 3	Game 4	Game 5
PEZZUTTO Pamela	ITA	3	11	11	11		
BREATHNACH Eimear	IRL	0	3	7	8		
Duration:		18min	3 min	4 min	5 min		

Match No : SW1-2(2) Table : 3

Umpires : MAY Peter (GBR) LEE Soon-Ju (KOR)

Player Statistics	PEZZUTTO Pamela (ITA)					Match	BREATHNACH Eimear (IRL)					Match
	Game						Game					
	1	2	3	4	5		1	2	3	4	5	
Points won	11	11	11			33	3	7	8			18
Biggest lead	8	4	7			8	-	2	-			2
Points won on own serve	7	7	5			19	2	6	3			11
Points lost on own serve	1	1	5			7	4	4	6			14
Most consecutive points won	6	3	5			6	1	2	5			5
Greatest deficit overcome	-	2	-			2	-	-	-			-
Handedness/Grip	Right/Shakehand						Right/Shakehand					

Game/Match Statistics	Game					Match
	1	2	3	4	5	
Longest rally (strokes)	6	7	9			9
Average rally	4	4	4			4

Game Progress

1	PEZZUTTO Pamela (ITA)	*0	2	*3	4	*5	7	*9	11			
	BREATHNACH Eimear (IRL)	0	*0	1	*2	3	*3	3	3			
2	PEZZUTTO Pamela (ITA)	0	*0	2	*3	5	*6	8	*8	9	11	
	BREATHNACH Eimear (IRL)	*0	2	*2	3	*3	4	*4	6	*7	7	
3	PEZZUTTO Pamela (ITA)	*0	1	*3	4	*5	7	*9	10	*10	10	11
	BREATHNACH Eimear (IRL)	0	*1	1	*2	3	*3	3	*4	6	*8	8

NOTES

The "Greatest deficit overcome" only applies when the player ends up winning the game.

LEGEND

SW Women's Singles * Server



Match Results

MAENPUAK Wachirapond (THA) 3-0 BUCLAW Dorota (POL)

Game Summary		Match	Game 1	Game 2	Game 3	Game 4	Game 5
MAENPUAK Wachirapond	THA	3	11	11	11		
BUCLAW Dorota	POL	0	6	5	4		
Duration:		20min	5 min	5 min	5 min		

Match No : SW1-2(7) Table : 5

Umpires : LEE Soon-Ju (KOR) MAY Peter (GBR)

Player Statistics	MAENPUAK Wachirapond (THA)					Match	BUCLAW Dorota (POL)					Match
	Game						Game					
	1	2	3	4	5		1	2	3	4	5	
Points won	11	11	11			33	6	5	4			15
Biggest lead	5	6	7			7	-	2	1			2
Points won on own serve	5	5	5			15	3	2	2			7
Points lost on own serve	3	3	2			8	6	6	6			18
Most consecutive points won	4	7	6			7	2	4	2			4
Greatest deficit overcome	-	2	1			2	-	-	-			-
Handedness/Grip	Right/Shakehand						Left/Shakehand					

Game/Match Statistics	Game					Match
	1	2	3	4	5	
Longest rally (strokes)	9	13	11			13
Average rally	4	5	5			5

Game Progress

1	MAENPUAK Wachirapond (THA)	0	*2	3	*4	5	*6	7	*8	10	11
	BUCLAW Dorota (POL)	*0	0	*1	2	*3	4	*5	6	*6	6
2	MAENPUAK Wachirapond (THA)	*0	2	*2	2	*4	6	*8	9	11	
	BUCLAW Dorota (POL)	0	*0	2	*4	4	*4	4	*5	5	
3	MAENPUAK Wachirapond (THA)	0	*1	2	*3	5	*7	8	*10	11	
	BUCLAW Dorota (POL)	*0	1	*2	3	*3	3	*4	4	4	

NOTES

The "Greatest deficit overcome" only applies when the player ends up winning the game.

LEGEND

SW Women's Singles * Server



Match Results

PUSHPASHEVA Nadezda (RUS) 3-0 BUCLAW Dorota (POL)

Game Summary		Match	Game 1	Game 2	Game 3	Game 4	Game 5
PUSHPASHEVA Nadezda	RUS	3	12	11	11		
BUCLAW Dorota	POL	0	10	7	7		
Duration:		20min	4 min	5 min	5 min		

Match No : SW1-2(11) Table : 5

Umpires : FOOTE Ben (GBR) EDWARDS David (GBR)

Player Statistics	PUSHPASHEVA Nadezda (RUS)					Match	BUCLAW Dorota (POL)					Match
	Game						Game					
	1	2	3	4	5		1	2	3	4	5	
Points won	12	11	11			34	10	7	7			24
Biggest lead	2	4	6			6	4	1	-			4
Points won on own serve	5	6	4			15	4	3	3			10
Points lost on own serve	6	4	4			14	7	5	7			19
Most consecutive points won	6	4	5			6	3	3	2			3
Greatest deficit overcome	4	1	-			4	-	-	-			-
Handedness/Grip	Right/Shakehand						Left/Shakehand					

Game/Match Statistics	Game					Match
	1	2	3	4	5	
Longest rally (strokes)	9	11	10			11
Average rally	3	4	5			4

Game Progress

1	PUSHPASHEVA Nadezda (RUS)	0	*1	2	*3	4	*5	5	*6	6	*8	10	*11	12
	BUCLAW Dorota (POL)	*0	1	*2	3	*4	5	*7	8	*10	10	*10	10	10
2	PUSHPASHEVA Nadezda (RUS)	*0	1	*3	4	*5	6	*6	7	*9	11			
	BUCLAW Dorota (POL)	0	*1	1	*2	3	*4	6	*7	7	7			
3	PUSHPASHEVA Nadezda (RUS)	0	*2	3	*4	6	*8	8	*9	10	11			
	BUCLAW Dorota (POL)	*0	0	*1	2	*2	2	*4	5	*6	7			

NOTES
The "Greatest deficit overcome" only applies when the player ends up winning the game.

LEGEND
SW Women's Singles * Server



Match Results

PUSHPASHEVA Nadezda (RUS) 3-1 MAENPUAK Wachirapond (THA)

Game Summary		Match	Game 1	Game 2	Game 3	Game 4	Game 5
PUSHPASHEVA Nadezda	RUS	3	12	11	9	11	
MAENPUAK Wachirapond	THA	1	10	8	11	6	
Duration:		32min	6 min	5 min	7 min	6 min	

Match No : SW1-2(3) Table : 5

Umpires : WILLIAMSON Robert (GBR) REID Lynda (GBR)

Player Statistics	PUSHPASHEVA Nadezda (RUS)					Match	MAENPUAK Wachirapond (THA)					Match
	Game						Game					
	1	2	3	4	5		1	2	3	4	5	
Points won	12	11	9	11		43	10	8	11	6		35
Biggest lead	5	5	-	5		5	2	1	4	3		4
Points won on own serve	6	5	5	5		21	5	3	6	2		16
Points lost on own serve	5	5	5	4		19	6	6	4	6		22
Most consecutive points won	7	5	3	5		7	3	3	3	3		3
Greatest deficit overcome	2	1	-	3		3	-	-	-	-		-
Handedness/Grip	Right/Shakehand						Right/Shakehand					

Game/Match Statistics	Game					Match
	1	2	3	4	5	
Longest rally (strokes)	19	24	14	17		24
Average rally	5	5	6	7		6

Game Progress

1	PUSHPASHEVA Nadezda (RUS)	0	*0	2	*4	6	*7	8	*9	9	*10	10	*11	12
	MAENPUAK Wachirapond (THA)	*0	2	*2	2	*2	3	*4	5	*7	8	*10	10	10
2	PUSHPASHEVA Nadezda (RUS)	*0	1	*3	5	*5	6	*8	9	*10	10	11		
	MAENPUAK Wachirapond (THA)	0	*1	1	*1	3	*4	4	*5	6	*8	8		
3	PUSHPASHEVA Nadezda (RUS)	0	*0	1	*1	3	*4	4	*5	6	*8	9		
	MAENPUAK Wachirapond (THA)	*0	2	*3	5	*5	6	*8	9	*10	10	11		
4	PUSHPASHEVA Nadezda (RUS)	*0	0	*1	2	*4	6	*7	8	*10	11			
	MAENPUAK Wachirapond (THA)	0	*2	3	*4	4	*4	5	*6	6	6			

NOTES

The "Greatest deficit overcome" only applies when the player ends up winning the game.

LEGEND

SW Women's Singles * Server



Match Results

McCARRON ROONEY Rena (IRL) 3-2 BARGOUTHY Maha (JOR)

Game Summary		Match	Game 1	Game 2	Game 3	Game 4	Game 5
McCARRON ROONEY Rena	IRL	3	10	12	11	11	11
BARGOUTHY Maha	JOR	2	12	14	7	3	9
Duration:		40min	6 min	8 min	5 min	4 min	9 min

Match No : SW1-2(8) Table : 7

Umpires : WILLIAMSON Robert (GBR) REID Lynda (GBR)

Player Statistics	McCARRON ROONEY Rena (IRL)						BARGOUTHY Maha (JOR)					
	Game					Match	Game					Match
	1	2	3	4	5		1	2	3	4	5	
Points won	10	12	11	11	11	55	12	14	7	3	9	45
Biggest lead	1	3	5	8	3	8	3	2	-	1	2	3
Points won on own serve	5	8	7	5	6	31	6	9	4	2	5	26
Points lost on own serve	6	5	3	1	4	19	5	4	4	6	5	24
Most consecutive points won	4	2	5	8	5	8	3	3	3	1	4	4
Greatest deficit overcome	-	-	-	1	2	2	1	3	-	-	-	3
Handedness/Grip	Right/Shakehand						Left/Shakehand					

Game/Match Statistics	Game					Match
	1	2	3	4	5	
Longest rally (strokes)	10	8	6	8	12	12
Average rally	3	4	3	4	4	4

Game Progress

1	McCARRON ROONEY Rena (IRL)	*0	0	*1	2	*3	5	*6	7	*8	9	*10	10	10	BARGOUTHY Maha (JOR)	0	*2	3	*4	5	*5	6	*7	8	*9	10	*11	12								
2	McCARRON ROONEY Rena (IRL)	0	*1	3	*4	5	*6	7	*8	9	*9	10	*10	11	*11	12	*12	12	BARGOUTHY Maha (JOR)	*0	1	*1	2	*3	4	*5	6	*7	9	*10	11	*11	12	*12	13	14
3	McCARRON ROONEY Rena (IRL)	*0	1	*3	5	*6	7	*7	9	*10	11	BARGOUTHY Maha (JOR)	0	*1	1	*1	2	*3	5	*5	6	7														
4	McCARRON ROONEY Rena (IRL)	0	*1	2	*3	5	*7	9	11	BARGOUTHY Maha (JOR)	*0	1	*2	3	*3	3	*3	3																		
5	McCARRON ROONEY Rena (IRL)	*0	2	*2	2	*4	6	*7	8	*8	9	11	BARGOUTHY Maha (JOR)	0	*0	2	*4	4	*4	5	*6	8	*9	9												

NOTES
The "Greatest deficit overcome" only applies when the player ends up winning the game.

LEGEND
SW Women's Singles * Server



Match Results

LAFAYE MARZIOU Isabelle (FRA) 3-0 BARGOUTHY Maha (JOR)

Game Summary		Match	Game 1	Game 2	Game 3	Game 4	Game 5
LAFAYE MARZIOU Isabelle	FRA	3	11	11	11		
BARGOUTHY Maha	JOR	0	9	5	7		
Duration:		19min	5 min	4 min	5 min		

Match No : SW1-2(12) Table : 7

Umpires : WILLIAMS Jackie (GBR) REYNOLDS Mick (GBR)

Player Statistics	LAFAYE MARZIOU Isabelle (FRA)					Match	BARGOUTHY Maha (JOR)					Match
	Game						Game					
	1	2	3	4	5		1	2	3	4	5	
Points won	11	11	11			33	9	5	7			21
Biggest lead	3	7	6			7	1	2	1			2
Points won on own serve	6	6	8			20	5	4	5			14
Points lost on own serve	4	1	2			7	5	5	3			13
Most consecutive points won	3	8	5			8	3	2	3			3
Greatest deficit overcome	1	2	1			2	-	-	-			-
Handedness/Grip	Right/Shakehand						Left/Shakehand					

Game/Match Statistics	Game					Match
	1	2	3	4	5	
Longest rally (strokes)	8	10	11			11
Average rally	4	4	4			4

Game Progress

1	LAFAYE MARZIOU Isabelle (FRA)	*0	1	*2	4	*5	6	*6	7	*8	9	11
	BARGOUTHY Maha (JOR)	0	*1	2	*2	3	*4	6	*7	8	*9	9
2	LAFAYE MARZIOU Isabelle (FRA)	0	*0	2	*4	6	8	9	*10	11		
	BARGOUTHY Maha (JOR)	*0	2	*2	2	*2	*2	*3	4	5		
3	LAFAYE MARZIOU Isabelle (FRA)	*0	2	*2	3	*5	7	*8	10	*10	11	
	BARGOUTHY Maha (JOR)	0	*0	2	*3	3	*3	4	*4	6	7	

NOTES

The "Greatest deficit overcome" only applies when the player ends up winning the game.

LEGEND

SW Women's Singles * Server



Match Results

LAFAYE MARZIOU Isabelle (FRA) 3-1 McCARRON ROONEY Rena (IRL)

Game Summary		Match	Game 1	Game 2	Game 3	Game 4	Game 5
LAFAYE MARZIOU Isabelle	FRA	3	11	11	8	11	
McCARRON ROONEY Rena	IRL	1	5	9	11	8	
Duration:		28min	4 min	5 min	5 min	6 min	

Match No : SW1-2(4) Table : 7

Umpires : PAYNE Michael (GBR) SUTCLIFFE Russell (GBR)

Player Statistics	LAFAYE MARZIOU Isabelle (FRA)					Match	McCARRON ROONEY Rena (IRL)					Match
	Game						Game					
	1	2	3	4	5		1	2	3	4	5	
Points won	11	11	8	11		41	5	9	11	8		33
Biggest lead	6	2	-	5		6	2	2	5	-		5
Points won on own serve	8	6	5	5		24	5	5	7	3		20
Points lost on own serve	0	4	4	5		13	3	5	3	6		17
Most consecutive points won	6	3	3	4		6	2	3	5	3		5
Greatest deficit overcome	2	2	-	-		2	-	-	-	-		-
Handedness/Grip	Right/Shakehand						Right/Shakehand					

Game/Match Statistics	Game					Match
	1	2	3	4	5	
Longest rally (strokes)	13	8	17	9		17
Average rally	6	4	5	5		5

Game Progress

1	LAFAYE MARZIOU Isabelle (FRA)	0	*0	2	*3	5	*5	7	*9	11		
	McCARRON ROONEY Rena (IRL)	*0	2	*2	3	*3	5	*5	5	5		
2	LAFAYE MARZIOU Isabelle (FRA)	*0	1	*1	3	*4	6	*7	7	*8	9	11
	McCARRON ROONEY Rena (IRL)	0	*1	3	*3	4	*4	5	*7	8	*9	9
3	LAFAYE MARZIOU Isabelle (FRA)	0	*0	2	*2	2	*3	4	*5	7	*8	8
	McCARRON ROONEY Rena (IRL)	*0	2	*2	4	*6	7	*8	9	*9	10	11
4	LAFAYE MARZIOU Isabelle (FRA)	*0	2	*3	4	*6	6	*7	9	*10	10	11
	McCARRON ROONEY Rena (IRL)	0	*0	1	*2	2	*4	5	*5	6	*8	8

NOTES
The "Greatest deficit overcome" only applies when the player ends up winning the game.

LEGEND
SW Women's Singles * Server



Match Results

LIU Jing (CHN) 3-1 LAFAYE MARZIOU Isabelle (FRA)

Game Summary		Match	Game 1	Game 2	Game 3	Game 4	Game 5
LIU Jing	CHN	3	11	11	10	11	
LAFAYE MARZIOU Isabelle	FRA	1	9	9	12	5	
Duration:		26min	4 min	5 min	5 min	4 min	

Match No : SW1-2(13) Table : 5

Umpires : TAMURA Nagako (JPN) GOULDEN David (GBR)

Player Statistics	LIU Jing (CHN)					Match	LAFAYE MARZIOU Isabelle (FRA)					Match
	Game						Game					
	1	2	3	4	5		1	2	3	4	5	
Points won	11	11	10	11		43	9	9	12	5		35
Biggest lead	3	2	1	6		6	2	2	2	1		2
Points won on own serve	5	7	8	5		25	4	6	9	2		21
Points lost on own serve	5	3	3	3		14	6	4	2	6		18
Most consecutive points won	4	3	2	6		6	4	3	3	3		4
Greatest deficit overcome	2	2	-	1		2	-	-	1	-		1
Handedness/Grip	Left/Shakehand						Right/Shakehand					

Game/Match Statistics	Game					Match
	1	2	3	4	5	
Longest rally (strokes)	10	9	11	6		11
Average rally	4	4	4	4		4

Game Progress

1	LIU Jing (CHN)	0	*1	3	*4	4	*5	5	*7	8	*9	11		
	LAFAYE MARZIOU Isabelle (FRA)	*0	1	*1	2	*4	5	*7	7	*8	9	9		
2	LIU Jing (CHN)	*0	1	*2	3	*4	5	*5	7	*8	10	11		
	LAFAYE MARZIOU Isabelle (FRA)	0	*1	2	*3	4	*5	7	*7	8	*8	9		
3	LIU Jing (CHN)	0	*0	2	*2	4	*5	6	*6	7	*8	10	*10	10
	LAFAYE MARZIOU Isabelle (FRA)	*0	2	*2	4	*4	5	*6	8	*9	10	*10	11	12
4	LIU Jing (CHN)	*0	1	*2	4	*5	5	*7	9	11				
	LAFAYE MARZIOU Isabelle (FRA)	0	*1	2	*2	3	*5	5	*5	5				

NOTES

The "Greatest deficit overcome" only applies when the player ends up winning the game.

LEGEND

SW Women's Singles * Server



Match Results

PEZZUTTO Pamela (ITA) 3-0 PUSHPASHEVA Nadezda (RUS)

Game Summary		Match	Game 1	Game 2	Game 3	Game 4	Game 5
PEZZUTTO Pamela	ITA	3	11	11	11		
PUSHPASHEVA Nadezda	RUS	0	6	1	4		
Duration:		16min	5 min	3 min	3 min		

Match No : SW1-2(14) Table : 3

Umpires : HIGGINS Peter (GBR) MAY Peter (GBR)

Player Statistics	PEZZUTTO Pamela (ITA)					Match	PUSHPASHEVA Nadezda (RUS)					Match
	Game						Game					
	1	2	3	4	5		1	2	3	4	5	
Points won	11	11	11			33	6	1	4			11
Biggest lead	5	10	7			10	1	-	-			1
Points won on own serve	5	5	4			14	3	0	1			4
Points lost on own serve	3	1	3			7	6	6	7			19
Most consecutive points won	4	8	4			8	3	1	2			3
Greatest deficit overcome	1	-	-			1	-	-	-			-
Handedness/Grip	Right/Shakehand						Right/Shakehand					

Game/Match Statistics	Game					Match
	1	2	3	4	5	
Longest rally (strokes)	10	10	9			10
Average rally	4	4	4			4

Game Progress

1	PEZZUTTO Pamela (ITA)	0	*1	2	*4	4	*5	7	*8	10	11
	PUSHPASHEVA Nadezda (RUS)	*0	1	*2	2	*4	5	*5	6	*6	6
2	PEZZUTTO Pamela (ITA)	*0	2	*4	6	*8	9	11			
	PUSHPASHEVA Nadezda (RUS)	0	*0	0	*0	0	*1	1			
3	PEZZUTTO Pamela (ITA)	0	*2	4	*5	5	*7	8	*10	11	
	PUSHPASHEVA Nadezda (RUS)	*0	0	*0	1	*3	3	*4	4	4	

NOTES

The "Greatest deficit overcome" only applies when the player ends up winning the game.

LEGEND

SW Women's Singles * Server



Match Results

LAFAYE MARZIOU Isabelle (FRA) 3-2 PUSHPASHEVA Nadezda (RUS)

Game Summary		Match	Game 1	Game 2	Game 3	Game 4	Game 5
LAFAYE MARZIOU Isabelle	FRA	3	8	11	11	6	13
PUSHPASHEVA Nadezda	RUS	2	11	5	3	11	11
Duration:		39min	6 min	5 min	4 min	5 min	9 min

Match No : SW1-2(15) Table : 3

Umpires : EIKMANS Angelo (NED) SUTCLIFFE Russell (GBR)

Player Statistics	LAFAYE MARZIOU Isabelle (FRA)						PUSHPASHEVA Nadezda (RUS)					
	Game					Match	Game					Match
	1	2	3	4	5		1	2	3	4	5	
Points won	8	11	11	6	13	49	11	5	3	11	11	41
Biggest lead	1	6	8	3	2	8	4	-	-	5	4	5
Points won on own serve	4	6	7	4	8	29	5	3	2	7	7	24
Points lost on own serve	6	2	1	4	4	17	4	5	4	2	5	20
Most consecutive points won	5	6	4	3	5	6	3	3	1	5	4	5
Greatest deficit overcome	-	-	-	-	4	4	1	-	-	3	-	3
Handedness/Grip	Right/Shakehand						Right/Shakehand					

Game/Match Statistics	Game					Match
	1	2	3	4	5	
Longest rally (strokes)	15	14	14	13	18	18
Average rally	6	5	5	6	7	6

Game Progress

1	LAFAYE MARZIOU Isabelle (FRA)	*0	0	*1	1	*3	5	*6	7	*7	8	8				
	PUSHPASHEVA Nadezda (RUS)	0	*2	3	*5	5	*5	6	*7	9	*10	11				
2	LAFAYE MARZIOU Isabelle (FRA)	0	*1	3	*4	4	*5	7	*9	11						
	PUSHPASHEVA Nadezda (RUS)	*0	1	*1	2	*4	5	*5	5	5						
3	LAFAYE MARZIOU Isabelle (FRA)	*0	2	*3	5	*7	8	*9	11							
	PUSHPASHEVA Nadezda (RUS)	0	*0	1	*1	1	*2	3	3							
4	LAFAYE MARZIOU Isabelle (FRA)	0	*1	3	*4	4	*4	5	*5	6	6					
	PUSHPASHEVA Nadezda (RUS)	*0	1	*1	2	*4	6	*7	9	*10	11					
5	LAFAYE MARZIOU Isabelle (FRA)	*0	1	*1	2	*2	4	*6	7	*7	8	*10	11	*11	12	13
	PUSHPASHEVA Nadezda (RUS)	0	*1	3	*4	6	*6	6	*7	9	*10	10	*10	11	*11	11

NOTES

The "Greatest deficit overcome" only applies when the player ends up winning the game.

LEGEND

SW Women's Singles * Server



Match Results

LIU Jing (CHN) 3-0 PEZZUTTO Pamela (ITA)

Game Summary		Match	Game 1	Game 2	Game 3	Game 4	Game 5
LIU Jing	CHN	3	11	11	11		
PEZZUTTO Pamela	ITA	0	8	8	5		
Duration:		19min	5 min	6 min	5 min		

Match No : SW1-2(16) Table : 1

Umpires : RACKO Boris (SVK) GOULDEN David (GBR)

Player Statistics	LIU Jing (CHN)					Match	PEZZUTTO Pamela (ITA)					Match
	Game						Game					
	1	2	3	4	5		1	2	3	4	5	
Points won	11	11	11			33	8	8	5			21
Biggest lead	3	4	7			7	-	1	-			1
Points won on own serve	6	7	7			20	5	5	4			14
Points lost on own serve	3	3	1			7	5	4	4			13
Most consecutive points won	3	3	7			7	2	2	3			3
Greatest deficit overcome	-	1	-			1	-	-	-			-
Handedness/Grip	Left/Shakehand						Right/Shakehand					

Game/Match Statistics	Game					Match
	1	2	3	4	5	
Longest rally (strokes)	11	17	9			17
Average rally	4	6	4			5

Game Progress

1	LIU Jing (CHN)	0	*1	2	*4	5	*6	7	*7	9	*10	11
	PEZZUTTO Pamela (ITA)	*0	1	*2	2	*3	4	*5	7	*7	8	8
2	LIU Jing (CHN)	*0	1	*3	4	*5	7	*7	9	*9	10	11
	PEZZUTTO Pamela (ITA)	0	*1	1	*2	3	*3	5	*5	7	*8	8
3	LIU Jing (CHN)	0	*1	3	*5	7	*8	9	*9	11		
	PEZZUTTO Pamela (ITA)	*0	1	*1	1	*1	2	*3	5	5		

NOTES
The "Greatest deficit overcome" only applies when the player ends up winning the game.

LEGEND
SW Women's Singles * Server



Player Statistics

As of SUN 2 SEP 2012

Players	NPC	Matches				Games				Match Duration	
		Played	Won	Lost	%Won	Played	Won	Lost	%Won	All	Average
BARGOUTHI Maha	JOR	2	0	2	0%	8	2	6	25%	59min	30min
Left/Shakehand		Points Won				Points Lost					
C1		Total	Own Serve:	40	Most Consecutive:	4	Total	Own Serve:	37	Most Consecutive:	8
		66	Opp. Serve:	26	GDO:	3	88	Opp. Serve:	51	GLL:	2
BREATHNACH Eimear	IRL	2	0	2	0%	8	2	6	25%	54min	27min
Right/Shakehand		Points Won				Points Lost					
C2		Total	Own Serve:	35	Most Consecutive:	7	Total	Own Serve:	37	Most Consecutive:	8
		62	Opp. Serve:	27	GDO:	4	84	Opp. Serve:	47	GLL:	4
BUCLAW Dorota	POL	2	0	2	0%	6	0	6	0%	40min	20min
Left/Shakehand		Points Won				Points Lost					
C1		Total	Own Serve:	17	Most Consecutive:	4	Total	Own Serve:	37	Most Consecutive:	7
		39	Opp. Serve:	22	GDO:	0	67	Opp. Serve:	30	GLL:	4
LAFAYE MARZIOU I	FRA	4	3	1	75%	16	10	6	63%	1h52min	28min
Right/Shakehand		Points Won				Points Lost					
C2		Total	Own Serve:	94	Most Consecutive:	8	Total	Own Serve:	55	Most Consecutive:	6
		158	Opp. Serve:	64	GDO:	4	138	Opp. Serve:	83	GLL:	3
LIU Jing	CHN	4	4	0	100%	14	12	2	86%	1h25min	21min
Left/Shakehand		Points Won				Points Lost					
C2		Total	Own Serve:	87	Most Consecutive:	7	Total	Own Serve:	46	Most Consecutive:	7
		153	Opp. Serve:	66	GDO:	3	110	Opp. Serve:	64	GLL:	5
MAENPUAK Wachirapond	THA	2	1	1	50%	7	4	3	57%	52min	26min
Right/Shakehand		Points Won				Points Lost					
C2		Total	Own Serve:	31	Most Consecutive:	7	Total	Own Serve:	30	Most Consecutive:	7
		68	Opp. Serve:	37	GDO:	2	58	Opp. Serve:	28	GLL:	3
McCARRON ROONEY R	IRL	2	1	1	50%	9	4	5	44%	1h8min	34min
Right/Shakehand		Points Won				Points Lost					
C2		Total	Own Serve:	51	Most Consecutive:	8	Total	Own Serve:	36	Most Consecutive:	6
		88	Opp. Serve:	37	GDO:	2	86	Opp. Serve:	50	GLL:	3
PEZZUTTO Pamela	ITA	4	3	1	75%	14	9	5	64%	1h29min	22min
Right/Shakehand		Points Won				Points Lost					
C2		Total	Own Serve:	73	Most Consecutive:	8	Total	Own Serve:	45	Most Consecutive:	7
		137	Opp. Serve:	64	GDO:	2	101	Opp. Serve:	56	GLL:	1
PODDA Clara	ITA	2	1	1	50%	7	4	3	57%	41min	21min
Right/Shakehand		Points Won				Points Lost					
C2		Total	Own Serve:	36	Most Consecutive:	7	Total	Own Serve:	32	Most Consecutive:	6
		70	Opp. Serve:	34	GDO:	5	68	Opp. Serve:	36	GLL:	3
PROFITTA Tara	USA	2	0	2	0%	6	0	6	0%	31min	16min
Right/Shakehand		Points Won				Points Lost					
C2		Total	Own Serve:	25	Most Consecutive:	5	Total	Own Serve:	28	Most Consecutive:	7
		41	Opp. Serve:	16	GDO:	0	66	Opp. Serve:	38	GLL:	2

LEGEND	GDO Greatest deficit overcome	GLL Greatest lead lost	Opp. Opponent's
---------------	--------------------------------------	-------------------------------	------------------------



Player Statistics

As of SUN 2 SEP 2012

Players	NPC	Matches				Games				Match Duration	
		Played	Won	Lost	%Won	Played	Won	Lost	%Won	All	Average
PUSHPASHEVA Nadezda	RUS	4	2	2	50%	15	8	7	53%	1h47min	27min
Right/Shakehand C2		Points Won				Points Lost					
		Total	Own Serve:	64	Most Consecutive:	7	Total	Own Serve:	72	Most Consecutive:	8
		129	Opp. Serve:	65	GDO:	4	141	Opp. Serve:	69	GLL:	4
SIREAU Florence	FRA	2	1	1	50%	10	5	5	50%	1h12min	36min
Right/Shakehand C2		Points Won				Points Lost					
		Total	Own Serve:	49	Most Consecutive:	8	Total	Own Serve:	44	Most Consecutive:	7
		90	Opp. Serve:	41	GDO:	4	94	Opp. Serve:	50	GLL:	4

NOTES
The "Greatest deficit overcome" only applies when the player ends up winning the game and "Greatest lead lost" only when losing.

LEGEND
GDO Greatest deficit overcome **GLL** Greatest lead lost **Opp.** Opponent's



Tournament Statistics

As of SUN 2 SEP 2012

Statistics	Preliminaries	Semifinals	Finals	Total
Matches Total	12	2	2	16
Game Margin: 3:0	6 50%	1 50%	1 50%	8 50%
3:1	3 25%	1 50%		4 25%
3:2	3 25%		1 50%	4 25%
Invalid Results Mark				
Duration: Total	5h5min	42min	58min	6h45min
Longest	40min	26min	39min	40min
Shortest	15min	16min	19min	15min
Average	25min	21min	29min	25min
Games Total	45	7	8	60
Point Margin 11				
10		1 14%		1 2%
9				
8	3 7%		1 13%	4 7%
7	2 4%	1 14%		3 5%
6	7 16%	1 14%	2 25%	10 17%
5	4 9%	1 14%	1 13%	6 10%
4	8 18%			8 13%
3	5 11%		3 38%	8 13%
2	16 36%	3 43%	1 13%	20 33%
Invalid Results Mark				
Duration: Total	3h46min	29min	45min	5h0min
Longest	9min	5min	9min	9min
Shortest	3min	3min	4min	3min
Average	5min	4min	6min	5min
Points Total	835	122	144	1101
per game	18.56	17.43	18.00	18.35
Most consecutive won	8	8	7	8
Greatest deficit overcome	5	2	4	5
Longest rally	24	11	18	24
Average rally	4	4	6	4

NOTES
The "Greatest deficit overcome" only applies when the player ends up winning the game.


Entry List by Event

As of FRI 24 AUG 2012

NPC	How Qualified	Name	Date of Birth
AUT - Austria	QL (8)	MADER Doris	3 FEB 1976
CHN - People's Republic of China	QR (1)	LI Qian	13 FEB 1989
CRO - Croatia	QL (13)	DRETAR KARIC Helena	28 NOV 1979
	QI (12)	MUZINIC Andela	1 NOV 1992
FRA - France	QL (10)	BERTRAND Fanny	28 DEC 1976
	QL (19)	FILLOU Marie-Christine	3 JUL 1961
GBR - Great Britain	QL (9)	CAMPBELL Jane	18 AUG 1968
	QL (6)	HEAD Sara	12 APR 1980
ITA - Italy	QL (11)	BRUNELLI Michela	5 JUL 1974
KOR - Republic of Korea	QL (18)	CHO Kyoung Hee	26 AUG 1962
	QL (15)	CHOI Hyun Ja	16 FEB 1959
	QL (5)	JUNG Sang Sook	26 FEB 1980
MEX - Mexico	QL (17)	SIGALA Edith	16 JUN 1976
SLO - Slovenia	QL (4)	PINTAR Mateja	16 JUL 1985
SVK - Slovakia	QL (3)	KANOVA Alena	29 MAR 1980
SWE - Sweden	QR (2)	AHLQUIST Anna-Carin	5 JUN 1972
THA - Thailand	QL (18)	WARARITDAMRONGKUL Pattaravadee	22 MAY 1982
TUR - Turkey	QL (7)	ALTINTAS Nergiz	16 AUG 1990
	QL (14)	DUMAN Hatice	12 AUG 1994
USA - United States of America	QL (21)	FONTAINE Pamela	16 DEC 1964

NOTES

All changes are available in INFO.
 (nnn) in "How Qualified" represents the player's singles world ranking as of July 2012.

LEGEND

QI Qualification by Invitation **QL** Qualification by Ranking List **QR** Regional Qualification



Draw

GROUP A

Rk	Name	NPC	SVK	CRO	KOR	Match Points
1	KANOVA Alena	SVK		3:0 (11:3, 11:6, 11:5)	3:0 (11:9, 11:4, 11:3)	4
2	DRETAR KARIC Helena	CRO	0:3 (3:11, 6:11, 5:11)		3:1 (11:7, 11:9, 11:13, 11:7)	3
3	CHO Kyoung Hee	KOR	0:3 (9:11, 4:11, 3:11)	1:3 (7:11, 9:11, 13:11, 7:11)		2

GROUP B

Rk	Name	NPC	SLO	FRA	TUR	Match Points
1	PINTAR Mateja	SLO		3:2 (4:11, 6:11, 13:11, 13:11, 11:7)	3:1 (9:11, 11:8, 11:8, 11:7)	4
2	FILLOU Marie-Christine	FRA	2:3 (11:4, 11:6, 11:13, 11:13, 7:11)		3:1 (11:7, 14:12, 9:11, 11:9)	3
3	DUMAN Hatice	TUR	1:3 (11:9, 8:11, 8:11, 7:11)	1:3 (7:11, 12:14, 11:9, 9:11)		2

GROUP C

Rk	Name	NPC	KOR	CRO	USA	Match Points
1	JUNG Sang Sook	KOR		3:0 (11:9, 11:8, 11:1)	3:1 (11:8, 5:11, 11:7, 12:10)	4
2	MUZINIC Andela	CRO	0:3 (9:11, 8:11, 1:11)		3:2 (4:11, 11:8, 11:7, 10:12, 11:7)	3
3	FONTAINE Pamela	USA	1:3 (8:11, 11:5, 7:11, 10:12)	2:3 (11:4, 8:11, 7:11, 12:10, 7:11)		2

GROUP D

Rk	Name	NPC	GBR	ITA	KOR	Match Points
1	HEAD Sara	GBR		3:2 (13:11, 6:11, 11:9, 9:11, 11:9)	3:2 (8:11, 11:9, 5:11, 11:9, 11:5)	4
2	BRUNELLI Michela	ITA	2:3 (11:13, 11:6, 9:11, 11:9, 9:11)		3:0 (13:11, 11:9, 17:15)	3
3	CHOI Hyun Ja	KOR	2:3 (11:8, 9:11, 11:5, 9:11, 5:11)	0:3 (11:13, 9:11, 15:17)		2



Draw

GROUP E

Rk	Name	NPC	GBR	TUR	MEX	Match Points
1	CAMPBELL Jane	GBR		3:1 (11:9, 6:11, 11:5, 11:6)	3:2 (11:9, 8:11, 6:11, 11:8, 11:9)	4
2	ALTINTAS Nergiz	TUR	1:3 (9:11, 11:6, 5:11, 6:11)		3:2 (11:8, 8:11, 11:13, 11:7, 11:9)	3
3	SIGALA Edith	MEX	2:3 (9:11, 11:8, 11:6, 8:11, 9:11)	2:3 (8:11, 11:8, 13:11, 7:11, 9:11)		2

GROUP F

Rk	Name	NPC	AUT	FRA	THA	Match Points
1	MADER Doris	AUT		3:2 (8:11, 11:13, 12:10, 13:11, 11:3)	3:0 (11:7, 11:4, 11:8)	4
2	BERTRAND Fanny	FRA	2:3 (11:8, 13:11, 10:12, 11:13, 3:11)		3:0 (11:7, 11:9, 11:8)	3
3	WARARITDAMRONGKUL P	THA	0:3 (7:11, 4:11, 8:11)	0:3 (7:11, 9:11, 8:11)		2

Qualification rule:

First from each group will qualify for the Quarterfinals.

LEGEND

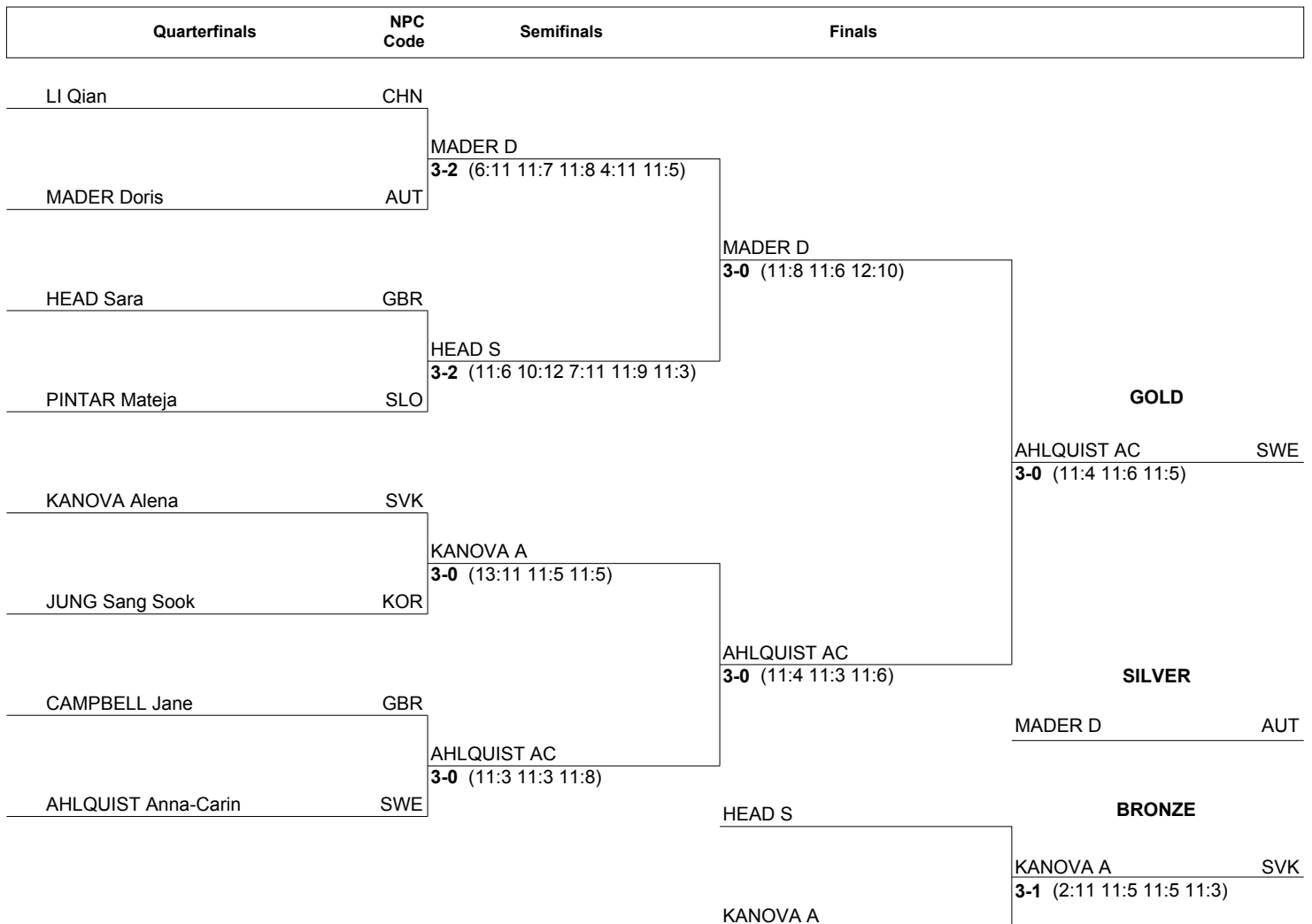
Rk Rank



Draw

QUALIFIED FROM GROUPS				
Group	Rk	Name	NPC	Match Points
A	1	KANOVA Alena	SVK	4
B	1	PINTAR Mateja	SLO	4
C	1	JUNG Sang Sook	KOR	4
D	1	HEAD Sara	GBR	4
E	1	CAMPBELL Jane	GBR	4
F	1	MADER Doris	AUT	4

DIRECT ENTRIES		
Seed	Name	NPC
1	LI Qian	CHN
2	AHLQUIST Anna-Carin	SWE



LEGEND	
Rk	Rank



Match Results

DRETAR KARIC Helena (CRO) 3-1 CHO Kyoung Hee (KOR)

Game Summary		Match	Game 1	Game 2	Game 3	Game 4	Game 5
DRETAR KARIC Helena	CRO	3	11	11	11	11	
CHO Kyoung Hee	KOR	1	7	9	13	7	
Duration:		30min	6 min	5 min	6 min	6 min	

Match No : SW3(7) Table : 5

Umpires : ROBERTS Averil (NZL) SZILY Marta (HUN)

Player Statistics	DRETAR KARIC Helena (CRO)					Match	CHO Kyoung Hee (KOR)					Match
	Game						Game					
	1	2	3	4	5		1	2	3	4	5	
Points won	11	11	11	11		44	7	9	13	7		36
Biggest lead	4	2	4	5		5	3	3	3	2		3
Points won on own serve	5	4	7	6		22	4	3	8	3		18
Points lost on own serve	3	6	5	4		18	6	7	4	5		22
Most consecutive points won	5	4	7	3		7	3	3	6	2		6
Greatest deficit overcome	3	3	-	2		3	-	-	4	-		4
Handedness/Grip	Right/Shakehand						Right/Shakehand					

Game/Match Statistics	Game					Match
	1	2	3	4	5	
Longest rally (strokes)	14	14	12	12		14
Average rally	5	5	6	5		5

Game Progress

1	DRETAR KARIC Helena (CRO)	0	*0	1	*3	5	*6	7	*8	9	11	CHO Kyoung Hee (KOR)	*0	2	*3	3	*3	4	*5	6	*7	7										
2	DRETAR KARIC Helena (CRO)	*0	0	*2	2	*3	4	*5	6	*8	10	11	CHO Kyoung Hee (KOR)	0	*2	2	*4	5	*6	7	*8	8	*8	9								
3	DRETAR KARIC Helena (CRO)	0	*0	1	*2	4	*6	8	*8	8	*8	10	*11	11	*11	11	CHO Kyoung Hee (KOR)	*0	2	*3	4	*4	4	*4	6	*8	10	*10	10	*11	12	13
4	DRETAR KARIC Helena (CRO)	*0	0	*2	3	*4	6	*7	9	*10	11	CHO Kyoung Hee (KOR)	0	*2	2	*3	4	*4	5	*5	6	7										

NOTES
The "Greatest deficit overcome" only applies when the player ends up winning the game.

LEGEND
SW Women's Singles * Server



Match Results

KANOVA Alena (SVK) 3-0 DRETAR KARIC Helena (CRO)

Game Summary		Match	Game 1	Game 2	Game 3	Game 4	Game 5
KANOVA Alena	SVK	3	11	11	11		
DRETAR KARIC Helena	CRO	0	3	6	5		
Duration:		16min	4 min	4 min	4 min		

Match No : SW3(13) Table : 1

Umpires : le PAGE Tim (GBR) FRASER Margot (GBR)

Player Statistics	KANOVA Alena (SVK)					Match	DRETAR KARIC Helena (CRO)					Match
	Game						Game					
	1	2	3	4	5		1	2	3	4	5	
Points won	11	11	11			33	3	6	5			14
Biggest lead	8	7	6			8	-	-	-			-
Points won on own serve	5	7	7			19	2	4	4			10
Points lost on own serve	1	2	1			4	6	4	4			14
Most consecutive points won	4	7	5			7	2	4	2			4
Greatest deficit overcome	-	-	-			-	-	-	-			-
Handedness/Grip	Right/Shakehand						Right/Shakehand					

Game/Match Statistics	Game					Match
	1	2	3	4	5	
Longest rally (strokes)	14	9	10			14
Average rally	4	4	4			4

Game Progress

1	KANOVA Alena (SVK)	0	*2	3	*5	7	*7	9	11		
	DRETAR KARIC Helena (CRO)	*0	0	*1	1	*1	3	*3	3		
2	KANOVA Alena (SVK)	*0	2	*4	6	*7	7	*8	10	*10	11
	DRETAR KARIC Helena (CRO)	0	*0	0	*0	1	*3	4	*4	6	6
3	KANOVA Alena (SVK)	0	*2	4	*5	6	*7	9	*9	11	
	DRETAR KARIC Helena (CRO)	*0	0	*0	1	*2	3	*3	5	5	

NOTES

The "Greatest deficit overcome" only applies when the player ends up winning the game.

LEGEND

SW Women's Singles * Server



Match Results

KANOVA Alena (SVK) 3-0 CHO Kyoung Hee (KOR)

Game Summary		Match	Game 1	Game 2	Game 3	Game 4	Game 5
KANOVA Alena	SVK	3	11	11	11		
CHO Kyoung Hee	KOR	0	9	4	3		
Duration:		19min	7 min	4 min	5 min		

Match No : SW3(1) Table : 1

Umpires : WILLIAMSON Robert (GBR) REID Lynda (GBR)

Player Statistics	KANOVA Alena (SVK)					Match	CHO Kyoung Hee (KOR)					Match
	Game						Game					
	1	2	3	4	5		1	2	3	4	5	
Points won	11	11	11			33	9	4	3			16
Biggest lead	3	8	10			10	-	1	-			1
Points won on own serve	5	6	7			18	4	3	2			9
Points lost on own serve	5	1	1			7	6	5	4			15
Most consecutive points won	3	8	10			10	3	2	3			3
Greatest deficit overcome	-	1	-			1	-	-	-			-
Handedness/Grip	Right/Shakehand						Right/Shakehand					

Game/Match Statistics	Game					Match
	1	2	3	4	5	
Longest rally (strokes)	9	7	9			9
Average rally	4	3	4			4

Game Progress

1	KANOVA Alena (SVK)	*0	1	*3	4	*4	6	*7	8	*9	9	11
	CHO Kyoung Hee (KOR)	0	*1	1	*2	4	*4	5	*6	7	*9	9
2	KANOVA Alena (SVK)	0	*1	2	*4	6	*8	10	*10	11		
	CHO Kyoung Hee (KOR)	*0	1	*2	2	*2	2	*2	4	4		
3	KANOVA Alena (SVK)	*0	2	*4	6	*8	10	*10	11			
	CHO Kyoung Hee (KOR)	0	*0	0	*0	0	*0	2	3			

NOTES

The "Greatest deficit overcome" only applies when the player ends up winning the game.

LEGEND

SW Women's Singles * Server



Match Results

FILLOU Marie-Christine (FRA) 3-1 DUMAN Hatice (TUR)

Game Summary		Match	Game 1	Game 2	Game 3	Game 4	Game 5
FILLOU Marie-Christine	FRA	3	11	14	9	11	
DUMAN Hatice	TUR	1	7	12	11	9	
Duration:		27min	4 min	7 min	6 min	7 min	

Match No : SW3(8) Table : 7

Umpires : le PAGE Tim (GBR) FRASER Margot (GBR)

Player Statistics	FILLOU Marie-Christine (FRA)					Match	DUMAN Hatice (TUR)					Match
	Game						Game					
	1	2	3	4	5		1	2	3	4	5	
Points won	11	14	9	11		45	7	12	11	9		39
Biggest lead	7	2	1	3		7	-	4	3	-		4
Points won on own serve	4	7	3	7		21	3	6	4	6		19
Points lost on own serve	4	6	7	3		20	7	7	6	4		24
Most consecutive points won	6	4	2	3		6	4	5	4	3		5
Greatest deficit overcome	-	4	-	-		4	-	-	1	-		1
Handedness/Grip	Right/Shakehand						Right/Shakehand					

Game/Match Statistics	Game					Match
	1	2	3	4	5	
Longest rally (strokes)	7	7	9	8		9
Average rally	4	5	5	4		4

Game Progress

1	FILLOU Marie-Christine (FRA)	0	*2	3	*5	7	*8	9	*10	10	11	DUMAN Hatice (TUR)	*0	0	*1	1	*1	2	*3	4	*6	7														
2	FILLOU Marie-Christine (FRA)	*0	0	*1	2	*3	5	*6	6	*6	8	*10	10	*11	12	*12	13	14	DUMAN Hatice (TUR)	0	*2	3	*4	5	*5	6	*8	10	*10	10	*11	11	*11	12	*12	12
3	FILLOU Marie-Christine (FRA)	0	*1	2	*3	3	*5	6	*7	7	*8	9	DUMAN Hatice (TUR)	*0	1	*2	3	*5	5	*6	7	*9	10	11												
4	FILLOU Marie-Christine (FRA)	*0	2	*3	4	*4	6	*7	8	*9	10	11	DUMAN Hatice (TUR)	0	*0	1	*2	4	*4	5	*6	7	*8	9												

NOTES
The "Greatest deficit overcome" only applies when the player ends up winning the game.

LEGEND
SW Women's Singles * Server



Match Results

PINTAR Mateja (SLO) 3-1 DUMAN Hatice (TUR)

Game Summary		Match	Game 1	Game 2	Game 3	Game 4	Game 5
PINTAR Mateja	SLO	3	9	11	11	11	
DUMAN Hatice	TUR	1	11	8	8	7	
Duration:		25min	5 min	5 min	6 min	6 min	

Match No : SW3(14) Table : 3

Umpires : LEE Soon-Ju (KOR) ROBERTS Averil (NZL)

Player Statistics	PINTAR Mateja (SLO)					Match	DUMAN Hatice (TUR)					Match
	Game						Game					
	1	2	3	4	5		1	2	3	4	5	
Points won	9	11	11	11		42	11	8	8	7		34
Biggest lead	2	5	3	4		5	2	-	1	1		2
Points won on own serve	6	7	7	5		25	7	6	5	4		22
Points lost on own serve	4	2	3	3		12	3	4	4	6		17
Most consecutive points won	4	4	3	3		4	4	3	2	2		4
Greatest deficit overcome	-	-	1	1		1	2	-	-	-		2
Handedness/Grip	Left/Shakehand						Right/Shakehand					

Game/Match Statistics	Game					Match
	1	2	3	4	5	
Longest rally (strokes)	10	12	12	26		26
Average rally	4	5	6	8		6

Game Progress

1	PINTAR Mateja (SLO)	*0	2	*2	2	*4	6	*6	7	*8	9	9
	DUMAN Hatice (TUR)	0	*0	2	*4	4	*4	6	*7	8	*9	11
2	PINTAR Mateja (SLO)	0	*1	3	*4	6	*7	8	*9	10	*10	11
	DUMAN Hatice (TUR)	*0	1	*1	2	*2	3	*4	5	*6	8	8
3	PINTAR Mateja (SLO)	*0	1	*2	4	*4	6	*7	8	*9	10	11
	DUMAN Hatice (TUR)	0	*1	2	*2	4	*4	5	*6	7	*8	8
4	PINTAR Mateja (SLO)	0	*1	2	*3	5	*5	6	*8	9	11	
	DUMAN Hatice (TUR)	*0	1	*2	3	*3	5	*6	6	*7	7	

NOTES

The "Greatest deficit overcome" only applies when the player ends up winning the game.

LEGEND

SW Women's Singles * Server



Match Results

PINTAR Mateja (SLO) 3-2 FILLOU Marie-Christine (FRA)

Game Summary		Match	Game 1	Game 2	Game 3	Game 4	Game 5
PINTAR Mateja	SLO	3	4	6	13	13	11
FILLOU Marie-Christine	FRA	2	11	11	11	11	7
Duration:		39min	5 min	5 min	8 min	9 min	7 min

Match No : SW3(2) Table : 3

Umpires : BROWN David (GBR) ABDEL NASSER Gamal (EGY)

Player Statistics	PINTAR Mateja (SLO)						FILLOU Marie-Christine (FRA)					
	Game					Match	Game					Match
	1	2	3	4	5		1	2	3	4	5	
Points won	4	6	13	13	11	47	11	11	11	11	7	51
Biggest lead	1	-	2	3	4	4	7	8	1	1	2	8
Points won on own serve	2	3	7	6	4	22	6	5	6	5	3	25
Points lost on own serve	5	6	5	6	4	26	2	3	6	7	7	25
Most consecutive points won	1	4	3	4	6	6	6	5	3	3	3	6
Greatest deficit overcome	-	-	1	1	2	2	1	-	-	-	-	1
Handedness/Grip	Left/Shakehand						Right/Shakehand					

Game/Match Statistics	Game					Match
	1	2	3	4	5	
Longest rally (strokes)	29	20	24	26	46	46
Average rally	9	7	10	13	12	10

Game Progress

1	PINTAR Mateja (SLO)	0	*1	2	*2	2	*2	3	*4	4						
	FILLOU Marie-Christine (FRA)	*0	1	*2	4	*6	8	*9	10	11						
2	PINTAR Mateja (SLO)	*0	0	*0	1	*2	2	*2	4	*6	6					
	FILLOU Marie-Christine (FRA)	0	*2	4	*5	6	*8	10	*10	10	11					
3	PINTAR Mateja (SLO)	0	*1	2	*3	5	*5	6	*7	8	*9	10	*11	11	*12	13
	FILLOU Marie-Christine (FRA)	*0	1	*2	3	*3	5	*6	7	*8	9	*10	10	*11	11	11
4	PINTAR Mateja (SLO)	*0	1	*3	4	*4	6	*7	7	*8	9	*10	10	*11	12	13
	FILLOU Marie-Christine (FRA)	0	*1	1	*2	4	*4	5	*7	8	*9	10	*11	11	*11	11
5	PINTAR Mateja (SLO)	0	*1	2	*3	4	*5	5	*7	9	11					
	FILLOU Marie-Christine (FRA)	*0	1	*2	3	*4	5	*7	7	*7	7					

NOTES

The "Greatest deficit overcome" only applies when the player ends up winning the game.

LEGEND

SW Women's Singles * Server



Match Results

MUZINIC Andela (CRO) 3-2 FONTAINE Pamela (USA)

Game Summary		Match	Game 1	Game 2	Game 3	Game 4	Game 5
MUZINIC Andela	CRO	3	4	11	11	10	11
FONTAINE Pamela	USA	2	11	8	7	12	7
Duration:		34min	3 min	4 min	5 min	6 min	6 min

Match No : SW3(9) Table : 1

Umpires : CLARKE Stan (GBR) EIKMANS Angelo (NED)

Player Statistics	MUZINIC Andela (CRO)						FONTAINE Pamela (USA)					
	Game					Match	Game					Match
	1	2	3	4	5		1	2	3	4	5	
Points won	4	11	11	10	11	47	11	8	7	12	7	45
Biggest lead	-	3	4	2	4	4	7	3	3	3	1	7
Points won on own serve	2	4	6	5	7	24	5	3	3	6	4	21
Points lost on own serve	6	5	4	6	3	24	2	7	5	5	4	23
Most consecutive points won	2	4	5	3	3	5	6	3	3	3	2	6
Greatest deficit overcome	-	3	3	-	1	3	-	-	-	2	-	2
Handedness/Grip	Right/Shakehand						Right/Shakehand					

Game/Match Statistics	Game					Match
	1	2	3	4	5	
Longest rally (strokes)	10	12	16	19	19	19
Average rally	4	5	6	5	7	5

Game Progress

1	MUZINIC Andela (CRO)	*0	0	*1	2	*3	3	*3	4	4				
	FONTAINE Pamela (USA)	0	*2	3	*4	5	*7	9	*10	11				
2	MUZINIC Andela (CRO)	0	*0	1	*3	3	*4	6	*8	8	*10	11		
	FONTAINE Pamela (USA)	*0	2	*3	3	*5	6	*6	6	*8	8	8		
3	MUZINIC Andela (CRO)	*0	0	*1	3	*5	6	*8	9	*9	11			
	FONTAINE Pamela (USA)	0	*2	3	*3	3	*4	4	*5	7	7			
4	MUZINIC Andela (CRO)	0	*0	1	*3	4	*6	7	*7	8	*9	10	*10	10
	FONTAINE Pamela (USA)	*0	2	*3	3	*4	4	*5	7	*8	9	*10	11	12
5	MUZINIC Andela (CRO)	*0	1	*2	3	*4	6	*7	8	*9	11			
	FONTAINE Pamela (USA)	0	*1	2	*3	4	*4	5	*6	7	7			

NOTES
The "Greatest deficit overcome" only applies when the player ends up winning the game.

LEGEND
SW Women's Singles * Server



Match Results

JUNG Sang Sook (KOR) 3-0 MUZINIC Andela (CRO)

Game Summary		Match	Game 1	Game 2	Game 3	Game 4	Game 5
JUNG Sang Sook	KOR	3	11	11	11		
MUZINIC Andela	CRO	0	9	8	1		
Duration:		18min	5 min	5 min	4 min		

Match No : SW3(15) Table : 5

Umpires : PAYNE Michael (GBR) SUTCLIFFE Russell (GBR)

Player Statistics	JUNG Sang Sook (KOR)					Match	MUZINIC Andela (CRO)					Match
	Game						Game					
	1	2	3	4	5		1	2	3	4	5	
Points won	11	11	11			33	9	8	1			18
Biggest lead	4	3	10			10	1	1	-			1
Points won on own serve	6	6	5			17	5	5	0			10
Points lost on own serve	4	3	1			8	5	5	6			16
Most consecutive points won	5	3	10			10	4	3	1			4
Greatest deficit overcome	1	1	-			1	-	-	-			-
Handedness/Grip	Right/Shakehand						Right/Shakehand					

Game/Match Statistics	Game					Match
	1	2	3	4	5	
Longest rally (strokes)	15	13	23			23
Average rally	6	5	8			6

Game Progress

1	JUNG Sang Sook (KOR)	*0	1	*3	5	*5	6	*6	7	*9	10	11
	MUZINIC Andela (CRO)	0	*1	1	*1	3	*4	6	*7	7	*8	9
2	JUNG Sang Sook (KOR)	0	*1	3	*4	4	*5	6	*7	9	*10	11
	MUZINIC Andela (CRO)	*0	1	*1	2	*4	5	*6	7	*7	8	8
3	JUNG Sang Sook (KOR)	*0	1	*3	5	*7	9	11				
	MUZINIC Andela (CRO)	0	*1	1	*1	1	*1	1				

NOTES

The "Greatest deficit overcome" only applies when the player ends up winning the game.

LEGEND

SW Women's Singles * Server



Match Results

JUNG Sang Sook (KOR) 3-1 FONTAINE Pamela (USA)

Game Summary		Match	Game 1	Game 2	Game 3	Game 4	Game 5
JUNG Sang Sook	KOR	3	11	5	11	12	
FONTAINE Pamela	USA	1	8	11	7	10	
Duration:		22min	4 min	3 min	4 min	4 min	

Match No : SW3(3) Table : 5

Umpires : le PAGE Tim (GBR) FRASER Margot (GBR)

Player Statistics	JUNG Sang Sook (KOR)					Match	FONTAINE Pamela (USA)					Match
	Game						Game					
	1	2	3	4	5		1	2	3	4	5	
Points won	11	5	11	12		39	8	11	7	10		36
Biggest lead	5	1	4	4		5	1	6	1	1		6
Points won on own serve	5	2	7	6		20	3	5	4	5		17
Points lost on own serve	5	6	3	5		19	6	3	4	6		19
Most consecutive points won	4	2	4	4		4	3	7	2	3		7
Greatest deficit overcome	1	-	1	1		1	-	1	-	-		1
Handedness/Grip	Right/Shakehand						Right/Shakehand					

Game/Match Statistics	Game					Match
	1	2	3	4	5	
Longest rally (strokes)	23	16	17	18		23
Average rally	6	4	7	7		6

Game Progress

1	JUNG Sang Sook (KOR)	*0	1	*3	4	*6	7	*7	8	*9	10	11		
	FONTAINE Pamela (USA)	0	*1	1	*2	2	*3	5	*6	7	*8	8		
2	JUNG Sang Sook (KOR)	0	*1	2	*2	2	*2	3	*5	5				
	FONTAINE Pamela (USA)	*0	1	*2	4	*6	8	*9	9	11				
3	JUNG Sang Sook (KOR)	*0	2	*2	3	*4	5	*7	8	*9	11			
	FONTAINE Pamela (USA)	0	*0	2	*3	4	*5	5	*6	7	7			
4	JUNG Sang Sook (KOR)	0	*2	4	*5	5	*6	7	*7	8	*9	10	*11	12
	FONTAINE Pamela (USA)	*0	0	*0	1	*3	4	*5	7	*8	9	*10	10	10

NOTES
The "Greatest deficit overcome" only applies when the player ends up winning the game.

LEGEND
SW Women's Singles * Server



Match Results

BRUNELLI Michela (ITA) 3-0 CHOI Hyun Ja (KOR)

Game Summary		Match	Game 1	Game 2	Game 3	Game 4	Game 5
BRUNELLI Michela	ITA	3	13	11	17		
CHOI Hyun Ja	KOR	0	11	9	15		
Duration:		30min	7 min	7 min	11 min		

Match No : SW3(10) Table : 3

Umpires : DEMARIO Leonor (BRA) ATTOOR Satheese (IND)

Player Statistics	BRUNELLI Michela (ITA)					Match	CHOI Hyun Ja (KOR)					Match
	Game						Game					
	1	2	3	4	5		1	2	3	4	5	
Points won	13	11	17			41	11	9	15			35
Biggest lead	2	5	2			5	3	1	1			3
Points won on own serve	8	5	11			24	7	4	10			21
Points lost on own serve	4	5	5			14	5	6	6			17
Most consecutive points won	4	3	3			4	4	5	2			5
Greatest deficit overcome	3	1	1			3	-	-	-			-
Handedness/Grip	Right/Shakehand						Right/Shakehand					

Game/Match Statistics	Game					Match
	1	2	3	4	5	
Longest rally (strokes)	10	13	14			14
Average rally	5	7	6			6

Game Progress

1	BRUNELLI Michela (ITA)	0	*1	2	*2	3	*5	6	*6	7	*8	10	*10	11	*12	13			
	CHOI Hyun Ja (KOR)	*0	1	*2	4	*5	5	*6	8	*9	10	*10	11	*11	11	11			
2	BRUNELLI Michela (ITA)	*0	2	*3	4	*6	7	*8	8	*8	9	11							
	CHOI Hyun Ja (KOR)	0	*0	1	*2	2	*3	4	*6	8	*9	9							
3	BRUNELLI Michela (ITA)	0	*1	2	*3	5	*6	7	*7	8	*9	10	*11	11	*11	12	*12	13	*13
	CHOI Hyun Ja (KOR)	*0	1	*2	3	*3	4	*5	7	*8	9	*10	10	*11	12	*12	13	*13	14
		14	*14	15	*16	17													
		*14	15	*15	15	15													

NOTES
The "Greatest deficit overcome" only applies when the player ends up winning the game.

LEGEND
SW Women's Singles * Server



Match Results

HEAD Sara (GBR) 3-2 BRUNELLI Michela (ITA)

Game Summary		Match	Game 1	Game 2	Game 3	Game 4	Game 5
HEAD Sara	GBR	3	13	6	11	9	11
BRUNELLI Michela	ITA	2	11	11	9	11	9
Duration:		34min	6 min	4 min	6 min	5 min	6 min

Match No : SW3(16) Table : 7

Umpires : MONTFORT Neil (AUS) ZHANG Yingqiu (CHN)

Player Statistics	HEAD Sara (GBR)						BRUNELLI Michela (ITA)					
	Game					Match	Game					Match
	1	2	3	4	5		1	2	3	4	5	
Points won	13	6	11	9	11	50	11	11	9	11	9	51
Biggest lead	2	-	7	1	4	7	3	7	-	6	-	7
Points won on own serve	6	2	6	6	6	26	5	5	5	7	5	27
Points lost on own serve	6	6	4	4	4	24	7	4	5	3	5	24
Most consecutive points won	4	3	4	5	2	5	5	4	4	6	2	6
Greatest deficit overcome	3	-	-	-	-	3	-	-	-	1	-	1
Handedness/Grip	Right/Shakehand						Right/Shakehand					

Game/Match Statistics	Game					Match
	1	2	3	4	5	
Longest rally (strokes)	9	8	13	14	14	14
Average rally	4	4	5	4	6	5

Game Progress

1	HEAD Sara (GBR)	*0	1	*2	3	*5	5	*5	6	*7	9	*10	10	*11	12	13
	BRUNELLI Michela (ITA)	0	*1	2	*3	3	*5	7	*8	9	*9	10	*11	11	*11	11
2	HEAD Sara (GBR)	0	*0	0	*1	1	*2	3	*5	6	6					
	BRUNELLI Michela (ITA)	*0	2	*4	5	*7	8	*9	9	*10	11					
3	HEAD Sara (GBR)	*0	2	*3	5	*6	8	*9	9	*10	10	11				
	BRUNELLI Michela (ITA)	0	*0	1	*1	2	*2	3	*5	6	*8	9				
4	HEAD Sara (GBR)	0	*1	2	*2	4	*4	4	*4	6	*8	9				
	BRUNELLI Michela (ITA)	*0	1	*2	4	*4	6	*8	10	*10	10	11				
5	HEAD Sara (GBR)	*0	2	*3	4	*5	7	*7	8	*9	9	11				
	BRUNELLI Michela (ITA)	0	*0	1	*2	3	*3	5	*6	7	*9	9				

NOTES
The "Greatest deficit overcome" only applies when the player ends up winning the game.

LEGEND
SW Women's Singles * Server



Match Results

HEAD Sara (GBR) 3-2 CHOI Hyun Ja (KOR)

Game Summary		Match	Game 1	Game 2	Game 3	Game 4	Game 5
HEAD Sara	GBR	3	8	11	5	11	11
CHOI Hyun Ja	KOR	2	11	9	11	9	5
Duration:		39min	5 min	6 min	5 min	6 min	6 min

Match No : SW3(4) Table : 7

Umpires : ZHANG Yingqiu (CHN) MONTFORT Neil (AUS)

Player Statistics	HEAD Sara (GBR)						CHOI Hyun Ja (KOR)					
	Game					Match	Game					Match
	1	2	3	4	5		1	2	3	4	5	
Points won	8	11	5	11	11	46	11	9	11	9	5	45
Biggest lead	-	2	-	3	7	7	3	4	6	-	-	6
Points won on own serve	6	8	2	8	7	31	7	6	6	6	2	27
Points lost on own serve	4	3	5	3	3	18	2	3	3	3	4	15
Most consecutive points won	2	6	1	3	7	7	2	3	4	2	2	4
Greatest deficit overcome	-	4	-	-	-	4	-	-	-	-	-	-
Handedness/Grip	Right/Shakehand						Right/Shakehand					

Game/Match Statistics	Game					Match
	1	2	3	4	5	
Longest rally (strokes)	7	10	8	11	11	11
Average rally	3	5	4	5	5	4

Game Progress

1	HEAD Sara (GBR)	*0	1	*1	3	*3	4	*6	7	*7	8	8
	CHOI Hyun Ja (KOR)	0	*1	3	*3	5	*6	6	*7	9	*10	11
2	HEAD Sara (GBR)	0	*1	2	*2	3	*4	5	*5	7	*9	11
	CHOI Hyun Ja (KOR)	*0	1	*2	4	*5	6	*7	9	*9	9	9
3	HEAD Sara (GBR)	*0	1	*2	2	*2	3	*4	4	5		
	CHOI Hyun Ja (KOR)	0	*1	2	*4	6	*7	8	*10	11		
4	HEAD Sara (GBR)	0	*2	3	*4	5	*5	7	*7	9	*10	11
	CHOI Hyun Ja (KOR)	*0	0	*1	2	*3	5	*5	7	*7	8	9
5	HEAD Sara (GBR)	*0	2	*2	4	*6	8	*9	10	11		
	CHOI Hyun Ja (KOR)	0	*0	2	*2	2	*2	3	*4	5		

NOTES
The "Greatest deficit overcome" only applies when the player ends up winning the game.

LEGEND
SW Women's Singles * Server



Match Results

CAMPBELL Jane (GBR) 3-2 SIGALA Edith (MEX)

Game Summary		Match	Game 1	Game 2	Game 3	Game 4	Game 5
CAMPBELL Jane	GBR	3	11	8	6	11	11
SIGALA Edith	MEX	2	9	11	11	8	9
Duration:		30min	3 min	3 min	3 min	3 min	3 min

Match No : SW3(11) Table : 5

Umpires : KRMEJ Milana (SLO) BORODAVCHENKO Igor (RUS)

Player Statistics	CAMPBELL Jane (GBR)						SIGALA Edith (MEX)					
	Game					Match	Game					Match
	1	2	3	4	5		1	2	3	4	5	
Points won	11	8	6	11	11	47	9	11	11	8	9	48
Biggest lead	6	4	-	4	2	6	-	3	5	3	1	5
Points won on own serve	4	4	4	7	5	24	3	6	6	6	4	25
Points lost on own serve	6	5	5	2	5	23	7	4	2	4	6	23
Most consecutive points won	6	4	1	5	2	6	5	5	3	4	2	5
Greatest deficit overcome	-	-	-	3	1	3	-	4	-	-	-	4
Handedness/Grip	Right/Shakehand						Right/Shakehand					

Game/Match Statistics	Game					Match
	1	2	3	4	5	
Longest rally (strokes)	7	7	8	10	16	16
Average rally	4	4	4	5	6	5

Game Progress

1	CAMPBELL Jane (GBR)	*0 2 *4 6 *6 6 *7 7 *9 9 11
	SIGALA Edith (MEX)	0 *0 0 *0 2 *4 5 *7 7 *9 9 9
2	CAMPBELL Jane (GBR)	0 *1 2 *4 6 *6 7 *7 7 *8 8 8
	SIGALA Edith (MEX)	*0 1 *2 2 *2 4 *5 7 *9 10 11
3	CAMPBELL Jane (GBR)	*0 1 *1 2 *3 4 *5 6 *6 6 6
	SIGALA Edith (MEX)	0 *1 3 *4 5 *6 7 *8 10 11
4	CAMPBELL Jane (GBR)	0 *1 2 *2 3 *5 7 *8 10 *10 11
	SIGALA Edith (MEX)	*0 1 *2 4 *5 5 *5 6 *6 8 8
5	CAMPBELL Jane (GBR)	*0 1 *2 3 *4 5 *6 7 *8 9 11
	SIGALA Edith (MEX)	0 *1 2 *3 4 *5 6 *7 8 *9 9

NOTES
The "Greatest deficit overcome" only applies when the player ends up winning the game.

LEGEND
SW Women's Singles * Server



Match Results

CAMPBELL Jane (GBR) 3-1 ALTINTAS Nergiz (TUR)

Game Summary		Match	Game 1	Game 2	Game 3	Game 4	Game 5
CAMPBELL Jane	GBR	3	11	6	11	11	
ALTINTAS Nergiz	TUR	1	9	11	5	6	
Duration:		24min	5 min	5 min	5 min	6 min	

Match No : SW3(17) Table : 1

Umpires : BORODAVCHENKO Igor (RUS) KRMEJ Milana (SLO)

Player Statistics	CAMPBELL Jane (GBR)					Match	ALTINTAS Nergiz (TUR)					Match
	Game						Game					
	1	2	3	4	5		1	2	3	4	5	
Points won	11	6	11	11		39	9	11	5	6		31
Biggest lead	3	-	7	5		7	-	5	2	-		5
Points won on own serve	5	5	5	4		19	4	8	2	2		16
Points lost on own serve	5	3	3	4		15	6	1	6	7		20
Most consecutive points won	2	2	9	4		9	2	3	2	2		3
Greatest deficit overcome	-	-	2	-		2	-	-	-	-		-
Handedness/Grip	Right/Shakehand						Right/Shakehand					

Game/Match Statistics	Game					Match
	1	2	3	4	5	
Longest rally (strokes)	11	14	11	15		15
Average rally	5	5	4	5		5

Game Progress

1	CAMPBELL Jane (GBR)	*0	1	*3	4	*5	6	*7	8	*9	10	11
	ALTINTAS Nergiz (TUR)	0	*1	1	*2	3	*4	5	*6	7	*8	9
2	CAMPBELL Jane (GBR)	0	*0	2	*2	3	*4	5	*5	6		6
	ALTINTAS Nergiz (TUR)	*0	2	*2	4	*5	6	*7	9	*10		11
3	CAMPBELL Jane (GBR)	*0	0	*1	3	*5	7	*9	10			11
	ALTINTAS Nergiz (TUR)	0	*2	3	*3	3	*3	3	*4			5
4	CAMPBELL Jane (GBR)	0	*2	3	*5	6	*7	8	*9	10		11
	ALTINTAS Nergiz (TUR)	*0	0	*1	1	*2	3	*4	5	*6		6

NOTES

The "Greatest deficit overcome" only applies when the player ends up winning the game.

LEGEND

SW Women's Singles * Server



Match Results

ALTINTAS Nergiz (TUR) 3-2 SIGALA Edith (MEX)

Game Summary		Match	Game 1	Game 2	Game 3	Game 4	Game 5
ALTINTAS Nergiz	TUR	3	11	8	11	11	11
SIGALA Edith	MEX	2	8	11	13	7	9
Duration:		29min	4 min	4 min	6 min	6 min	6 min

Match No : SW3(5) Table : 1

Umpires : DEMARIO Leonor (BRA) ATTOOR Satheese (IND)

Player Statistics	ALTINTAS Nergiz (TUR)						SIGALA Edith (MEX)					
	Game					Match	Game					Match
	1	2	3	4	5		1	2	3	4	5	
Points won	11	8	11	11	11	52	8	11	13	7	9	48
Biggest lead	5	3	1	4	4	5	-	3	6	2	-	6
Points won on own serve	7	2	6	6	6	27	5	4	7	5	5	26
Points lost on own serve	3	7	6	2	4	22	4	6	5	5	5	25
Most consecutive points won	4	2	4	6	3	6	3	4	4	4	3	4
Greatest deficit overcome	-	-	-	2	-	2	-	3	1	-	-	3
Handedness/Grip	Right/Shakehand						Right/Shakehand					

Game/Match Statistics	Game					Match
	1	2	3	4	5	
Longest rally (strokes)	4	6	21	10	19	21
Average rally	3	3	5	5	7	5

Game Progress

1	ALTINTAS Nergiz (TUR)	*0	2	*4	5	*6	7	*7	9	*9	10	11				
	SIGALA Edith (MEX)	0	*0	0	*1	2	*3	5	*5	7	*8	8				
2	ALTINTAS Nergiz (TUR)	0	*2	3	*4	5	*6	6	*7	7	*8	8				
	SIGALA Edith (MEX)	*0	0	*1	2	*3	4	*6	7	*9	10	11				
3	ALTINTAS Nergiz (TUR)	*0	0	*0	1	*1	3	*4	5	*7	8	*10	11	*11	11	11
	SIGALA Edith (MEX)	0	*2	4	*5	7	*7	8	*9	9	*10	10	*10	11	*12	13
4	ALTINTAS Nergiz (TUR)	0	*1	3	*4	4	*4	6	*8	10	11					
	SIGALA Edith (MEX)	*0	1	*1	2	*4	6	*6	6	*6	7					
5	ALTINTAS Nergiz (TUR)	*0	2	*3	4	*5	6	*8	9	*9	10	11				
	SIGALA Edith (MEX)	0	*0	1	*2	3	*4	4	*5	7	*8	9				

NOTES
The "Greatest deficit overcome" only applies when the player ends up winning the game.

LEGEND
SW Women's Singles * Server



Match Results

BERTRAND Fanny (FRA) 3-0 WARARITDAMRONGKUL P (THA)

Game Summary		Match	Game 1	Game 2	Game 3	Game 4	Game 5
BERTRAND Fanny	FRA	3	11	11	11		
WARARITDAMRONGKUL P	THA	0	7	9	8		
Duration:		20min	5 min	6 min	5 min		

Match No : SW3(12) Table : 7

Umpires : CURTIS Neil (GBR) COCHRANE David (GBR)

Player Statistics	BERTRAND Fanny (FRA)					Match	WARARITDAMRONGKUL P (THA)					Match
	Game						Game					
	1	2	3	4	5		1	2	3	4	5	
Points won	11	11	11			33	7	9	8			24
Biggest lead	4	2	3			4	3	2	2			3
Points won on own serve	5	7	8			20	4	6	7			17
Points lost on own serve	3	3	1			7	6	4	3			13
Most consecutive points won	4	2	3			4	3	3	2			3
Greatest deficit overcome	3	2	2			3	-	-	-			-
Handedness/Grip	Right/Shakehand						Right/Shakehand					

Game/Match Statistics	Game					Match
	1	2	3	4	5	
Longest rally (strokes)	9	8	13			13
Average rally	4	4	4			4

Game Progress

1	BERTRAND Fanny (FRA)	0	*0	1	*3	4	*5	7	*9	10	11	
	WARARITDAMRONGKUL P (THA)	*0	2	*3	3	*4	5	*5	5	*6	7	
2	BERTRAND Fanny (FRA)	*0	1	*1	2	*3	5	*6	7	*8	10	11
	WARARITDAMRONGKUL P (THA)	0	*1	3	*4	5	*5	6	*7	8	*8	9
3	BERTRAND Fanny (FRA)	0	*0	2	*3	5	*5	7	*8	9	*10	11
	WARARITDAMRONGKUL P (THA)	*0	2	*2	3	*3	5	*5	6	*7	8	8

NOTES
The "Greatest deficit overcome" only applies when the player ends up winning the game.

LEGEND
SW Women's Singles * Server



Match Results

MADER Doris (AUT) 3-2 BERTRAND Fanny (FRA)

Game Summary		Match	Game 1	Game 2	Game 3	Game 4	Game 5
MADER Doris	AUT	3	8	11	12	13	11
BERTRAND Fanny	FRA	2	11	13	10	11	3
Duration:		37min	4 min	7 min	6 min	7 min	5 min

Match No : SW3(18) Table : 3

Umpires : EDWARDS David (GBR) FOOTE Ben (GBR)

Player Statistics	MADER Doris (AUT)						BERTRAND Fanny (FRA)					
	Game					Match	Game					Match
	1	2	3	4	5		1	2	3	4	5	
Points won	8	11	12	13	11	55	11	13	10	11	3	48
Biggest lead	-	1	3	3	8	8	4	5	4	2	-	5
Points won on own serve	5	7	6	6	6	30	7	8	5	5	3	28
Points lost on own serve	4	5	5	6	0	20	3	4	6	7	5	25
Most consecutive points won	3	5	5	3	5	5	4	4	7	3	1	7
Greatest deficit overcome	-	-	4	2	-	4	-	1	-	-	-	1
Handedness/Grip	Left/Shakehand						Right/Shakehand					

Game/Match Statistics	Game					Match
	1	2	3	4	5	
Longest rally (strokes)	7	8	13	9	11	13
Average rally	3	3	4	4	4	4

Game Progress

1	MADER Doris (AUT)	0	*0	1	*2	4	*4	4	*5	7	*8	8	BERTRAND Fanny (FRA)	*0	2	*3	4	*4	6	*8	9	*9	10	11								
2	MADER Doris (AUT)	*0	1	*1	2	*2	3	*4	6	*8	9	*10	11	*11	11	11	BERTRAND Fanny (FRA)	0	*1	3	*4	6	*7	8	*8	8	*9	10	*10	11	*12	13
3	MADER Doris (AUT)	0	*2	3	*4	5	*5	5	*5	7	*9	10	*11	12	BERTRAND Fanny (FRA)	*0	0	*1	2	*3	5	*7	9	*9	9	*10	10	10				
4	MADER Doris (AUT)	*0	0	*2	3	*4	6	*7	8	*9	10	*10	10	*11	12	13	BERTRAND Fanny (FRA)	0	*2	2	*3	4	*4	5	*6	7	*8	10	*11	11	*11	11
5	MADER Doris (AUT)	0	*2	4	*5	7	*8	10	11	BERTRAND Fanny (FRA)	*0	0	*0	1	*1	2	*2	3														

NOTES
The "Greatest deficit overcome" only applies when the player ends up winning the game.

LEGEND
SW Women's Singles * Server



Match Results

MADER Doris (AUT) 3-0 WARARITDAMRONGKUL P (THA)

Game Summary		Match	Game 1	Game 2	Game 3	Game 4	Game 5
MADER Doris	AUT	3	11	11	11		
WARARITDAMRONGKUL P	THA	0	7	4	8		
Duration:		18min	5 min	4 min	4 min		

Match No : SW3(6) Table : 3

Umpires : SHERRATT Derek (GBR) BALGHAITH Alawi (QAT)

Player Statistics	MADER Doris (AUT)					Match	WARARITDAMRONGKUL P (THA)					Match
	Game						Game					
	1	2	3	4	5		1	2	3	4	5	
Points won	11	11	11			33	7	4	8			19
Biggest lead	5	7	5			7	1	-	1			1
Points won on own serve	6	6	7			19	5	2	6			13
Points lost on own serve	2	2	2			6	5	5	4			14
Most consecutive points won	6	5	5			6	4	1	3			4
Greatest deficit overcome	1	-	1			1	-	-	-			-
Handedness/Grip	Left/Shakehand						Right/Shakehand					

Game/Match Statistics	Game					Match
	1	2	3	4	5	
Longest rally (strokes)	10	6	7			10
Average rally	4	3	4			4

Game Progress

1	MADER Doris (AUT)	0	*1	3	*5	6	*6	7	*8	10	11	
	WARARITDAMRONGKUL P (THA)	*0	1	*1	1	*2	4	*5	6	*6	7	
2	MADER Doris (AUT)	*0	1	*2	4	*5	6	*8	10	11		
	WARARITDAMRONGKUL P (THA)	0	*1	2	*2	3	*4	4	*4	4		
3	MADER Doris (AUT)	0	*1	2	*3	5	*7	8	*8	10	*10	11
	WARARITDAMRONGKUL P (THA)	*0	1	*2	3	*3	3	*4	6	*6	8	8

NOTES
The "Greatest deficit overcome" only applies when the player ends up winning the game.

LEGEND
SW Women's Singles * Server



Match Results

MADER Doris (AUT) 3-2 LI Qian (CHN)

Game Summary		Match	Game 1	Game 2	Game 3	Game 4	Game 5
MADER Doris	AUT	3	6	11	11	4	11
LI Qian	CHN	2	11	7	8	11	5
Duration:		27min	5 min	6 min	6 min	5 min	6 min

Match No : SW3(19) Table : 1
Umpires : TONGE Karen (GBR) le PAGE Tim (GBR)

Player Statistics	MADER Doris (AUT)						LI Qian (CHN)					
	Game					Match	Game					Match
	1	2	3	4	5		1	2	3	4	5	
Points won	6	11	11	4	11	43	11	7	8	11	5	42
Biggest lead	-	4	3	-	6	6	7	1	1	7	-	7
Points won on own serve	5	7	5	3	7	27	8	4	4	6	4	26
Points lost on own serve	3	3	4	5	1	16	1	4	6	1	4	16
Most consecutive points won	3	4	2	2	3	4	6	2	2	5	2	6
Greatest deficit overcome	-	1	1	-	-	1	-	-	-	-	-	-
Handedness/Grip	Left/Shakehand						Left/Shakehand					

Game/Match Statistics	Game					Match
	1	2	3	4	5	
Longest rally (strokes)	5	7	7	7	8	8
Average rally	3	4	3	3	4	4

Game Progress

1	MADER Doris (AUT)	0	*0	1	*1	1	*2	4	*4	6	6	
	LI Qian (CHN)	*0	2	*3	5	*7	8	*8	10	*10	11	
2	MADER Doris (AUT)	*0	1	*2	3	*4	5	*6	8	*9	11	
	LI Qian (CHN)	0	*1	2	*3	4	*5	6	*6	7	7	
3	MADER Doris (AUT)	0	*1	2	*3	4	*5	6	*8	9	*10	11
	LI Qian (CHN)	*0	1	*2	3	*4	5	*6	6	*7	8	8
4	MADER Doris (AUT)	*0	0	*0	2	*2	2	*3	4	4		
	LI Qian (CHN)	0	*2	4	*4	6	*8	9	*10	11		
5	MADER Doris (AUT)	0	*2	3	*4	6	*7	9	*9	11		
	LI Qian (CHN)	*0	0	*1	2	*2	3	*3	5	5		

NOTES
The "Greatest deficit overcome" only applies when the player ends up winning the game.

LEGEND
SW Women's Singles * Server



Match Results

HEAD Sara (GBR) 3-2 PINTAR Mateja (SLO)

Game Summary		Match	Game 1	Game 2	Game 3	Game 4	Game 5
HEAD Sara	GBR	3	11	10	7	11	11
PINTAR Mateja	SLO	2	6	12	11	9	3
Duration:		33min	5 min	6 min	5 min	5 min	5 min

Match No : SW3(20) Table : 3

Umpires : MONTFORT Neil (AUS) BALGHAITH Alawi (QAT)

Player Statistics	HEAD Sara (GBR)						PINTAR Mateja (SLO)					
	Game					Match	Game					Match
	1	2	3	4	5		1	2	3	4	5	
Points won	11	10	7	11	11	50	6	12	11	9	3	41
Biggest lead	7	1	-	6	8	8	1	4	6	-	-	6
Points won on own serve	5	6	5	5	7	28	3	7	6	4	2	22
Points lost on own serve	3	5	5	5	1	19	6	4	2	6	4	22
Most consecutive points won	8	4	3	5	6	8	3	5	5	5	3	5
Greatest deficit overcome	1	-	-	-	-	1	-	1	-	-	-	1
Handedness/Grip	Right/Shakehand						Left/Shakehand					

Game/Match Statistics	Game					Match
	1	2	3	4	5	
Longest rally (strokes)	21	14	32	25	30	32
Average rally	7	6	11	9	11	9

Game Progress

1	HEAD Sara (GBR)	*0	1	2	*4	6	*8	9	*9	10	11			
	PINTAR Mateja (SLO)	0	*1	*2	2	*2	2	*3	5	*6	6			
2	HEAD Sara (GBR)	0	*1	2	*2	4	*5	5	*5	7	*9	10	*10	10
	PINTAR Mateja (SLO)	*0	1	*2	4	*4	5	*7	9	*9	9	*10	11	12
3	HEAD Sara (GBR)	*0	1	*1	2	*3	3	*3	5	*6	7			
	PINTAR Mateja (SLO)	0	*1	3	*4	5	*7	9	*9	10	11			
4	HEAD Sara (GBR)	0	*2	3	*4	5	*6	8	*10	10	*10	11		
	PINTAR Mateja (SLO)	*0	0	*1	2	*3	4	*4	4	*6	8	9		
5	HEAD Sara (GBR)	*0	2	*4	5	*5	7	*9	11					
	PINTAR Mateja (SLO)	0	*0	0	*1	3	*3	3	3					

NOTES
The "Greatest deficit overcome" only applies when the player ends up winning the game.

LEGEND
SW Women's Singles * Server



Match Results

KANOVA Alena (SVK) 3-0 JUNG Sang Sook (KOR)

Game Summary		Match	Game 1	Game 2	Game 3	Game 4	Game 5
KANOVA Alena	SVK	3	13	11	11		
JUNG Sang Sook	KOR	0	11	5	5		
Duration:		20min	6 min	4 min	4 min		

Match No : SW3(21) Table : 5
Umpires : FRASER Margot (GBR) ZHANG Yingqiu (CHN)

Player Statistics	KANOVA Alena (SVK)					Match	JUNG Sang Sook (KOR)					Match
	Game						Game					
	1	2	3	4	5		1	2	3	4	5	
Points won	13	11	11			35	11	5	5			21
Biggest lead	2	6	6			6	2	-	-			2
Points won on own serve	10	5	5			20	9	2	2			13
Points lost on own serve	2	3	3			8	3	6	6			15
Most consecutive points won	4	4	5			5	3	1	3			3
Greatest deficit overcome	2	-	-			2	-	-	-			-
Handedness/Grip	Right/Shakehand						Right/Shakehand					

Game/Match Statistics	Game					Match
	1	2	3	4	5	
Longest rally (strokes)	10	8	12			12
Average rally	4	4	6			5

Game Progress

1	KANOVA Alena (SVK)	*0	2	*2	3	*3	5	*5	6	*8	10	*10	11	*11	12	13
	JUNG Sang Sook (KOR)	0	*0	2	*3	5	*5	7	*8	8	*8	10	*10	11	*11	11
2	KANOVA Alena (SVK)	0	*2	3	*4	5	*6	8	*10	11						
	JUNG Sang Sook (KOR)	*0	0	*1	2	*3	4	*4	4	5						
3	KANOVA Alena (SVK)	*0	1	*3	4	*4	6	*8	9	11						
	JUNG Sang Sook (KOR)	0	*1	1	*2	4	*4	4	*5	5						

NOTES
The "Greatest deficit overcome" only applies when the player ends up winning the game.

LEGEND
SW Women's Singles * Server



Match Results

AHLQUIST Anna-Carin (SWE) 3-0 CAMPBELL Jane (GBR)

Game Summary		Match	Game 1	Game 2	Game 3	Game 4	Game 5
AHLQUIST Anna-Carin	SWE	3	11	11	11		
CAMPBELL Jane	GBR	0	3	3	8		
Duration:		16min	4 min	4 min	6 min		

Match No : SW3(22) Table : 7

Umpires : TICACALA Victor Hugo (ARG) ROBERTS Averil (NZL)

Player Statistics	AHLQUIST Anna-Carin (SWE)						CAMPBELL Jane (GBR)					
	Game					Match	Game					Match
	1	2	3	4	5		1	2	3	4	5	
Points won	11	11	11			33	3	3	8			14
Biggest lead	8	8	4			8	-	-	-			-
Points won on own serve	5	5	7			17	2	0	6			8
Points lost on own serve	1	3	2			6	6	6	4			16
Most consecutive points won	5	7	3			7	1	1	2			2
Greatest deficit overcome	-	-	-			-	-	-	-			-
Handedness/Grip	Right/Shakehand						Right/Shakehand					

Game/Match Statistics	Game					Match
	1	2	3	4	5	
Longest rally (strokes)	9	10	16			16
Average rally	5	5	5			5

Game Progress

1	AHLQUIST Anna-Carin (SWE)	0	*2	4	*5	6	*8	10	11			
	CAMPBELL Jane (GBR)	*0	0	*0	1	*2	2	*2	3			
2	AHLQUIST Anna-Carin (SWE)	*0	1	*3	5	*7	8	*10	11			
	CAMPBELL Jane (GBR)	0	*1	1	*1	1	*2	2	3			
3	AHLQUIST Anna-Carin (SWE)	0	*2	3	*4	5	*5	7	*8	10	*10	11
	CAMPBELL Jane (GBR)	*0	0	*1	2	*3	5	*5	6	*6	8	8

NOTES
The "Greatest deficit overcome" only applies when the player ends up winning the game.

LEGEND
SW Women's Singles * Server



Match Results

MADER Doris (AUT) 3-0 HEAD Sara (GBR)

Game Summary		Match	Game 1	Game 2	Game 3	Game 4	Game 5
MADER Doris	AUT	3	11	11	12		
HEAD Sara	GBR	0	8	6	10		
Duration:		19min	5 min	5 min	7 min		

Match No : SW3(23) Table : 1

Umpires : ATTOOR Satheese (IND) KRMEJ Milana (SLO)

Player Statistics	MADER Doris (AUT)					Match	HEAD Sara (GBR)					Match
	Game						Game					
	1	2	3	4	5		1	2	3	4	5	
Points won	11	11	12			34	8	6	10			24
Biggest lead	3	5	4			5	2	2	2			2
Points won on own serve	4	6	7			17	3	3	6			12
Points lost on own serve	5	3	4			12	7	5	5			17
Most consecutive points won	2	5	4			5	3	2	5			5
Greatest deficit overcome	2	2	2			2	-	-	-			-
Handedness/Grip	Left/Shakehand						Right/Shakehand					

Game/Match Statistics	Game					Match
	1	2	3	4	5	
Longest rally (strokes)	12	14	18			18
Average rally	5	7	6			6

Game Progress

1	MADER Doris (AUT)	0	*1	1	*3	4	*5	6	*8	9	*10	11		
	HEAD Sara (GBR)	*0	1	*3	3	*4	5	*6	6	*7	8	8		
2	MADER Doris (AUT)	*0	1	*2	2	*4	6	*7	9	*10	11			
	HEAD Sara (GBR)	0	*1	2	*4	4	*4	5	*5	6	6			
3	MADER Doris (AUT)	0	*1	3	*5	5	*5	6	*6	8	*9	10	*11	12
	HEAD Sara (GBR)	*0	1	*1	1	*3	5	*6	8	*8	9	*10	10	10

NOTES
The "Greatest deficit overcome" only applies when the player ends up winning the game.

LEGEND
SW Women's Singles * Server



Match Results

AHLQUIST Anna-Carin (SWE) 3-0 KANOVA Alena (SVK)

Game Summary		Match	Game 1	Game 2	Game 3	Game 4	Game 5
AHLQUIST Anna-Carin	SWE	3	11	11	11		
KANOVA Alena	SVK	0	4	3	6		
Duration:		20min	5 min	6 min	5 min		

Match No : SW3(24) Table : 7

Umpires : WILLIAMSON Robert (GBR) EDWARDS David (GBR)

Player Statistics	AHLQUIST Anna-Carin (SWE)					Match	KANOVA Alena (SVK)					Match
	Game						Game					
	1	2	3	4	5		1	2	3	4	5	
Points won	11	11	11			33	4	3	6			13
Biggest lead	7	8	5			8	-	-	1			1
Points won on own serve	6	7	7			20	3	2	5			10
Points lost on own serve	1	1	1			3	5	4	4			13
Most consecutive points won	4	4	3			4	1	1	2			2
Greatest deficit overcome	-	-	1			1	-	-	-			-
Handedness/Grip	Right/Shakehand						Right/Shakehand					

Game/Match Statistics	Game					Match
	1	2	3	4	5	
Longest rally (strokes)	12	7	11			12
Average rally	5	4	4			5

Game Progress

1	AHLQUIST Anna-Carin (SWE)	0	*1	3	*5	6	*7	9	*10	11	
	KANOVA Alena (SVK)	*0	1	*1	1	*2	3	*3	4	4	
2	AHLQUIST Anna-Carin (SWE)	*0	2	*3	4	*6	8	*9	11		
	KANOVA Alena (SVK)	0	*0	1	*2	2	*2	3	3		
3	AHLQUIST Anna-Carin (SWE)	0	*1	2	*3	5	*6	8	*8	10	11
	KANOVA Alena (SVK)	*0	1	*2	3	*3	4	*4	6	*6	6

NOTES
The "Greatest deficit overcome" only applies when the player ends up winning the game.

LEGEND
SW Women's Singles * Server



Match Results

KANOVA Alena (SVK) 3-1 HEAD Sara (GBR)

Game Summary		Match	Game 1	Game 2	Game 3	Game 4	Game 5
KANOVA Alena	SVK	3	2	11	11	11	
HEAD Sara	GBR	1	11	5	5	3	
Duration:		23min	4 min	5 min	5 min	4 min	

Match No : SW3(25) Table : 3

Umpires : ATTOOR Satheese (IND) MONTFORT Neil (AUS)

Player Statistics	KANOVA Alena (SVK)					Match	HEAD Sara (GBR)					Match
	Game						Game					
	1	2	3	4	5		1	2	3	4	5	
Points won	2	11	11	11		35	11	5	5	3		24
Biggest lead	-	6	6	9		9	9	-	-	-		9
Points won on own serve	1	6	6	4		17	5	3	3	1		12
Points lost on own serve	6	2	2	2		12	1	5	5	7		18
Most consecutive points won	1	4	4	6		6	5	1	2	2		5
Greatest deficit overcome	-	-	-	-		-	-	-	-	-		-
Handedness/Grip	Right/Shakehand						Right/Shakehand					

Game/Match Statistics	Game					Match
	1	2	3	4	5	
Longest rally (strokes)	8	9	8	11		11
Average rally	4	5	5	6		5

Game Progress

1	KANOVA Alena (SVK)	*0	0	*1	1	*1	2	*2	2	
	HEAD Sara (GBR)	0	*2	3	*5	7	*8	10	11	
2	KANOVA Alena (SVK)	0	*1	3	*4	5	*6	7	*9	11
	HEAD Sara (GBR)	*0	1	*1	2	*3	4	*5	5	5
3	KANOVA Alena (SVK)	*0	2	*3	4	*4	6	*8	9	11
	HEAD Sara (GBR)	0	*0	1	*2	4	*4	4	*5	5
4	KANOVA Alena (SVK)	0	*2	4	*6	7	*9	10	11	
	HEAD Sara (GBR)	*0	0	*0	0	*1	1	*2	3	

NOTES
The "Greatest deficit overcome" only applies when the player ends up winning the game.

LEGEND
SW Women's Singles * Server



Match Results

AHLQUIST Anna-Carin (SWE) 3-0 MADER Doris (AUT)

Game Summary		Match	Game 1	Game 2	Game 3	Game 4	Game 5
AHLQUIST Anna-Carin	SWE	3	11	11	11		
MADER Doris	AUT	0	4	6	5		
Duration:		15min	4 min	4 min	4 min		

Match No : SW3(26) Table : 1

Umpires : TAMURA Nagako (JPN) EDWARDS David (GBR)

Player Statistics	AHLQUIST Anna-Carin (SWE)					Match	MADER Doris (AUT)					Match
	Game						Game					
	1	2	3	4	5		1	2	3	4	5	
Points won	11	11	11			33	4	6	5			15
Biggest lead	7	5	6			7	-	-	-			-
Points won on own serve	5	6	6			17	2	3	3			8
Points lost on own serve	2	3	2			7	6	5	5			16
Most consecutive points won	6	3	4			6	2	3	3			3
Greatest deficit overcome	-	-	-			-	-	-	-			-
Handedness/Grip	Right/Shakehand						Left/Shakehand					

Game/Match Statistics	Game					Match
	1	2	3	4	5	
Longest rally (strokes)	16	8	13			16
Average rally	5	4	4			4

Game Progress

1	AHLQUIST Anna-Carin (SWE)	0	*2	3	*4	5	*7	9	*10	11	
	MADER Doris (AUT)	*0	0	*1	2	*3	3	*3	4	4	
2	AHLQUIST Anna-Carin (SWE)	*0	2	*3	3	*5	6	*7	9	*10	11
	MADER Doris (AUT)	0	*0	1	*3	3	*4	5	*5	6	6
3	AHLQUIST Anna-Carin (SWE)	0	*2	4	*4	5	*6	7	*9	11	
	MADER Doris (AUT)	*0	0	*0	2	*3	4	*5	5	5	

NOTES
The "Greatest deficit overcome" only applies when the player ends up winning the game.

LEGEND
SW Women's Singles * Server



Player Statistics

As of MON 3 SEP 2012

Players	NPC	Matches				Games				Match Duration	
		Played	Won	Lost	%Won	Played	Won	Lost	%Won	All	Average
AHLQUIST Anna-Carin	SWE	3	3	0	100%	9	9	0	100%	51min	17min
Right/Shakehand		Points Won				Points Lost					
C3		Total	Own Serve:	54	Most Consecutive:	7	Total	Own Serve:	16	Most Consecutive:	3
		99	Opp. Serve:	45	GDO:	1	42	Opp. Serve:	26	GLL:	0
ALTINTAS Nergiz	TUR	2	1	1	50%	9	4	5	44%	53min	27min
Right/Shakehand		Points Won				Points Lost					
C3		Total	Own Serve:	43	Most Consecutive:	6	Total	Own Serve:	42	Most Consecutive:	9
		83	Opp. Serve:	40	GDO:	2	87	Opp. Serve:	45	GLL:	3
BERTRAND Fanny	FRA	2	1	1	50%	8	5	3	63%	57min	29min
Right/Shakehand		Points Won				Points Lost					
C3		Total	Own Serve:	48	Most Consecutive:	7	Total	Own Serve:	32	Most Consecutive:	5
		81	Opp. Serve:	33	GDO:	3	79	Opp. Serve:	47	GLL:	4
BRUNELLI Michela	ITA	2	1	1	50%	8	5	3	63%	1h4min	32min
Right/Shakehand		Points Won				Points Lost					
C3		Total	Own Serve:	51	Most Consecutive:	6	Total	Own Serve:	38	Most Consecutive:	5
		92	Opp. Serve:	41	GDO:	3	85	Opp. Serve:	47	GLL:	3
CAMPBELL Jane	GBR	3	2	1	67%	12	6	6	50%	1h10min	23min
Right/Shakehand		Points Won				Points Lost					
C3		Total	Own Serve:	51	Most Consecutive:	9	Total	Own Serve:	54	Most Consecutive:	7
		100	Opp. Serve:	49	GDO:	3	112	Opp. Serve:	58	GLL:	4
CHO Kyoung Hee	KOR	2	0	2	0%	7	1	6	14%	49min	25min
Right/Shakehand		Points Won				Points Lost					
C3		Total	Own Serve:	27	Most Consecutive:	6	Total	Own Serve:	37	Most Consecutive:	10
		52	Opp. Serve:	25	GDO:	4	77	Opp. Serve:	40	GLL:	3
CHOI Hyun Ja	KOR	2	0	2	0%	8	2	6	25%	1h9min	35min
Right/Shakehand		Points Won				Points Lost					
C3		Total	Own Serve:	48	Most Consecutive:	5	Total	Own Serve:	32	Most Consecutive:	7
		80	Opp. Serve:	32	GDO:	0	87	Opp. Serve:	55	GLL:	4
DRETAR KARIC Helena	CRO	2	1	1	50%	7	3	4	43%	46min	23min
Right/Shakehand		Points Won				Points Lost					
C3		Total	Own Serve:	32	Most Consecutive:	7	Total	Own Serve:	32	Most Consecutive:	7
		58	Opp. Serve:	26	GDO:	3	69	Opp. Serve:	37	GLL:	4
DUMAN Hatice	TUR	2	0	2	0%	8	2	6	25%	52min	26min
Right/Shakehand		Points Won				Points Lost					
C3		Total	Own Serve:	41	Most Consecutive:	5	Total	Own Serve:	41	Most Consecutive:	6
		73	Opp. Serve:	32	GDO:	2	87	Opp. Serve:	46	GLL:	4
FILLOU Marie-Christine	FRA	2	1	1	50%	9	5	4	56%	1h6min	33min
Right/Shakehand		Points Won				Points Lost					
C3		Total	Own Serve:	46	Most Consecutive:	6	Total	Own Serve:	45	Most Consecutive:	6
		96	Opp. Serve:	50	GDO:	4	86	Opp. Serve:	41	GLL:	2

LEGEND
GDO Greatest deficit overcome **GLL** Greatest lead lost **Opp.** Opponent's



Player Statistics

As of MON 3 SEP 2012

Players	NPC	Matches				Games				Match Duration	
		Played	Won	Lost	%Won	Played	Won	Lost	%Won	All	Average
FONTAINE Pamela	USA	2	0	2	0%	9	3	6	33%	56min	28min
Right/Shakehand		Points Won				Points Lost					
C3		Total	Own Serve:	38	Most Consecutive:	7	Total	Own Serve:	42	Most Consecutive:	5
		81	Opp. Serve:	43	GDO:	2	86	Opp. Serve:	44	GLL:	3
HEAD Sara	GBR	5	3	2	60%	22	10	12	45%	2h28min	30min
Right/Shakehand		Points Won				Points Lost					
C3		Total	Own Serve:	109	Most Consecutive:	8	Total	Own Serve:	96	Most Consecutive:	6
		194	Opp. Serve:	85	GDO:	4	206	Opp. Serve:	110	GLL:	2
JUNG Sang Sook	KOR	3	2	1	67%	10	6	4	60%	1h0min	20min
Right/Shakehand		Points Won				Points Lost					
C3		Total	Own Serve:	50	Most Consecutive:	10	Total	Own Serve:	42	Most Consecutive:	7
		93	Opp. Serve:	43	GDO:	1	89	Opp. Serve:	47	GLL:	2
KANOVA Alena	SVK	5	4	1	80%	16	12	4	75%	1h38min	20min
Right/Shakehand		Points Won				Points Lost					
C3		Total	Own Serve:	84	Most Consecutive:	10	Total	Own Serve:	44	Most Consecutive:	5
		149	Opp. Serve:	65	GDO:	2	108	Opp. Serve:	64	GLL:	1
LI Qian	CHN	1	0	1	0%	5	2	3	40%	27min	27min
Left/Shakehand		Points Won				Points Lost					
C3		Total	Own Serve:	26	Most Consecutive:	6	Total	Own Serve:	16	Most Consecutive:	4
		42	Opp. Serve:	16	GDO:	0	43	Opp. Serve:	27	GLL:	1
MADER Doris	AUT	5	4	1	80%	19	12	7	63%	1h56min	23min
Left/Shakehand		Points Won				Points Lost					
C3		Total	Own Serve:	101	Most Consecutive:	6	Total	Own Serve:	70	Most Consecutive:	7
		180	Opp. Serve:	79	GDO:	4	166	Opp. Serve:	96	GLL:	1
MUZINIC Andela	CRO	2	1	1	50%	8	3	5	38%	52min	26min
Right/Shakehand		Points Won				Points Lost					
C3		Total	Own Serve:	34	Most Consecutive:	5	Total	Own Serve:	40	Most Consecutive:	10
		65	Opp. Serve:	31	GDO:	3	78	Opp. Serve:	38	GLL:	2
PINTAR Mateja	SLO	3	2	1	67%	14	8	6	57%	1h37min	32min
Left/Shakehand		Points Won				Points Lost					
C3		Total	Own Serve:	69	Most Consecutive:	6	Total	Own Serve:	60	Most Consecutive:	8
		130	Opp. Serve:	61	GDO:	2	135	Opp. Serve:	75	GLL:	2
SIGALA Edith	MEX	2	0	2	0%	10	4	6	40%	59min	30min
Right/Shakehand		Points Won				Points Lost					
C3		Total	Own Serve:	51	Most Consecutive:	5	Total	Own Serve:	48	Most Consecutive:	6
		96	Opp. Serve:	45	GDO:	4	99	Opp. Serve:	51	GLL:	3
WARARITDAMRONGKULP	THA	2	0	2	0%	6	0	6	0%	38min	19min
Right/Shakehand		Points Won				Points Lost					
C3		Total	Own Serve:	30	Most Consecutive:	4	Total	Own Serve:	27	Most Consecutive:	6
		43	Opp. Serve:	13	GDO:	0	66	Opp. Serve:	39	GLL:	3

NOTES

The "Greatest deficit overcome" only applies when the player ends up winning the game and "Greatest lead lost" only when losing.

LEGEND
GDO Greatest deficit overcome **GLL** Greatest lead lost **Opp.** Opponent's



Tournament Statistics

As of MON 3 SEP 2012

Statistics	Preliminaries	Quarterfinals	Semifinals	Finals	Total
Matches Total	18	4	2	2	26
Game Margin: 3:0	6 33%	2 50%	2 100%	1 50%	11 42%
3:1	5 28%			1 50%	6 23%
3:2	7 39%	2 50%			9 35%
Invalid Results Mark					
Duration: Total	8h11min	1h36min	39min	38min	11h4min
Longest	39min	33min	20min	23min	39min
Shortest	16min	16min	19min	15min	15min
Average	27min	24min	20min	19min	26min
Games Total	73	16	6	7	102
Point Margin 11					
10	1 1%				1 1%
9				1 14%	1 1%
8	3 4%	3 19%	1 17%	1 14%	8 8%
7	4 5%	1 6%	1 17%	1 14%	7 7%
6	5 7%	3 19%		3 43%	11 11%
5	6 8%	2 13%	2 33%	1 14%	11 11%
4	11 15%	2 13%			13 13%
3	13 18%	2 13%	1 17%		16 16%
2	30 41%	3 19%	1 17%		34 33%
Invalid Results Mark					
Duration: Total	6h24min	1h22min	33min	30min	8h49min
Longest	11min	6min	7min	5min	11min
Shortest	3min	4min	5min	4min	3min
Average	5min	5min	6min	4min	5min
Points Total	1397	279	104	107	1887
per game	19.14	17.44	17.33	15.29	18.50
Most consecutive won	10	8	5	6	10
Greatest deficit overcome	4	2	2	0	4
Longest rally	46	32	18	16	46
Average rally	5	6	5	5	5

NOTES
The "Greatest deficit overcome" only applies when the player ends up winning the game.



Table Tennis

Women's Singles - Class 4



Entry List by Event

As of FRI 24 AUG 2012

NPC	How Qualified	Name	Date of Birth
BRA - Brazil	QR (12)	OLIVEIRA Joyce	24 JUN 1990
CHN - People's Republic of China	QR (3)	ZHANG Miao	8 JUL 1991
	QL (1)	ZHOU Ying	23 DEC 1988
EGY - Egypt	QR (31)	AHMED Fadia	29 OCT 1974
GBR - Great Britain	QL (7)	GILROY Sue	19 OCT 1972
ITA - Italy	QL (9)	ZORZETTO Valeria	21 APR 1969
JOR - Jordan	QI (10)	AL-AZZAM Fatmeh	28 DEC 1976
KOR - Republic of Korea	QL (5)	JUNG Ji Nam	20 JAN 1964
	QL (4)	MOON Sung Hye	30 NOV 1978
SLO - Slovenia	QL (8)	DOLINAR Andreja	10 NOV 1967
SRB - Serbia	QL (6)	MATIC Nada	10 JUN 1984
	QL (2)	PERIC-RANKOVIC Borislava	16 JUN 1972

NOTES

All changes are available in INFO.
(nnn) in "How Qualified" represents the player's singles world ranking as of July 2012.

LEGEND

QI Qualification by Invitation **QL** Qualification by Ranking List **QR** Regional Qualification



Draw

GROUP A

Rk	Name	NPC	CHN	ITA	SLO	Match Points
1	ZHOU Ying	CHN		3:0 (11:7, 12:10, 11:4)	3:0 (11:7, 11:5, 11:7)	4
2	ZORZETTO Valeria	ITA	0:3 (7:11, 10:12, 4:11)		3:1 (13:11, 11:3, 3:11, 11:8)	3
3	DOLINAR Andreja	SLO	0:3 (7:11, 5:11, 7:11)	1:3 (11:13, 3:11, 11:3, 8:11)		2

GROUP B

Rk	Name	NPC	SRB	JOR	KOR	Match Points
1	PERIC-RANKOVIC Borislava	SRB		3:0 (11:3, 11:3, 11:4)	3:0 (11:6, 11:6, 11:6)	4
2	AL-AZZAM Fatmeh	JOR	0:3 (3:11, 3:11, 4:11)		3:0 (11:7, 11:9, 11:6)	3
3	JUNG Ji Nam	KOR	0:3 (6:11, 6:11, 6:11)	0:3 (7:11, 9:11, 6:11)		2

GROUP C

Rk	Name	NPC	CHN	SRB	BRA	Match Points
1	ZHANG Miao	CHN		3:0 (11:8, 11:9, 11:6)	3:0 (11:1, 11:4, 11:7)	4
2	MATIC Nada	SRB	0:3 (8:11, 9:11, 6:11)		3:1 (11:9, 7:11, 11:5, 11:8)	3
3	OLIVEIRA Joyce	BRA	0:3 (1:11, 4:11, 7:11)	1:3 (9:11, 11:7, 5:11, 8:11)		2

GROUP D

Rk	Name	NPC	KOR	GBR	EGY	Match Points
1	MOON Sung Hye	KOR		3:1 (11:9, 8:11, 14:12, 11:5)	3:0 (11:3, 11:6, 11:3)	4
2	GILROY Sue	GBR	1:3 (9:11, 11:8, 12:14, 5:11)		3:0 (11:5, 11:7, 11:7)	3
3	AHMED Fadia	EGY	0:3 (3:11, 6:11, 3:11)	0:3 (5:11, 7:11, 7:11)		2

Qualification rule:

First from each group will qualify for the Semifinals.

LEGEND

Rk Rank



Draw

QUALIFIED FROM GROUPS				
Group	Rk	Name	NPC	Match Points
A	1	ZHOU Ying	CHN	4
B	1	PERIC-RANKOVIC Borislava	SRB	4
C	1	ZHANG Miao	CHN	4
D	1	MOON Sung Hye	KOR	4

Semifinals	NPC Code	Finals
------------	----------	--------



LEGEND	
Rk	Rank



Match Results

ZORZETTO Valeria (ITA) 3-1 DOLINAR Andreja (SLO)

Game Summary		Match	Game 1	Game 2	Game 3	Game 4	Game 5
ZORZETTO Valeria	ITA	3	13	11	3	11	
DOLINAR Andreja	SLO	1	11	3	11	8	
Duration:		20min	5 min	3 min	4 min	5 min	

Match No : SW4(5) Table : 1

Umpires : HIGGINS Peter (GBR) GOULDEN David (GBR)

Player Statistics	ZORZETTO Valeria (ITA)					Match	DOLINAR Andreja (SLO)					Match
	Game						Game					
	1	2	3	4	5		1	2	3	4	5	
Points won	13	11	3	11		38	11	3	11	8		33
Biggest lead	2	8	-	3		8	7	-	8	3		8
Points won on own serve	8	8	1	5		22	7	3	6	3		19
Points lost on own serve	4	0	5	5		14	5	3	2	6		16
Most consecutive points won	3	4	1	3		4	7	1	4	3		7
Greatest deficit overcome	7	-	-	3		7	-	-	-	-		-
Handedness/Grip	Left/Shakehand						Right/Shakehand					

Game/Match Statistics	Game					Match
	1	2	3	4	5	
Longest rally (strokes)	10	6	7	8		10
Average rally	4	4	4	4		4

Game Progress

1	ZORZETTO Valeria (ITA)	0	*0	0	*0	1	*3	4	*5	7	*8	10	*10	11	*12	13
	DOLINAR Andreja (SLO)	*0	2	*4	6	*7	7	*8	9	*9	10	*10	11	*11	11	11
2	ZORZETTO Valeria (ITA)	*0	2	*3	5	*6	8	*9	11							
	DOLINAR Andreja (SLO)	0	*0	1	*1	2	*2	3	3							
3	ZORZETTO Valeria (ITA)	0	1	*1	1	*2	*3	3	3							
	DOLINAR Andreja (SLO)	*0	*1	3	*5	6	7	*9	11							
4	ZORZETTO Valeria (ITA)	*0	0	*2	2	*3	4	*5	7	*8	10	11				
	DOLINAR Andreja (SLO)	0	*2	2	*4	5	*6	7	*7	8	*8	8				

NOTES
The "Greatest deficit overcome" only applies when the player ends up winning the game.

LEGEND
SW Women's Singles * Server



Match Results

ZHOU Ying (CHN) 3-0 DOLINAR Andreja (SLO)

Game Summary		Match	Game 1	Game 2	Game 3	Game 4	Game 5
ZHOU Ying	CHN	3	11	11	11		
DOLINAR Andreja	SLO	0	7	5	7		
Duration:		16min	5 min	5 min	4 min		

Match No : SW4(9) Table : 1

Umpires : WILLIAMS Jackie (GBR) REYNOLDS Mick (GBR)

Player Statistics	ZHOU Ying (CHN)					Match	DOLINAR Andreja (SLO)					Match
	Game						Game					
	1	2	3	4	5		1	2	3	4	5	
Points won	11	11	11			33	7	5	7			19
Biggest lead	4	6	6			6	-	-	-			-
Points won on own serve	4	5	7			16	1	2	4			7
Points lost on own serve	6	3	3			12	7	6	4			17
Most consecutive points won	3	6	4			6	3	3	4			4
Greatest deficit overcome	-	-	-			-	-	-	-			-
Handedness/Grip	Right/Shakehand						Right/Shakehand					

Game/Match Statistics	Game					Match
	1	2	3	4	5	
Longest rally (strokes)	19	8	8			19
Average rally	5	5	3			4

Game Progress

1	ZHOU Ying (CHN)	*0	2	*3	3	*5	6	*8	8	*10	11
	DOLINAR Andreja (SLO)	0	*0	1	*3	3	*4	4	*6	6	7
2	ZHOU Ying (CHN)	0	*2	2	*4	5	*5	7	*9	11	
	DOLINAR Andreja (SLO)	*0	0	*2	2	*3	5	*5	5	5	
3	ZHOU Ying (CHN)	*0	2	*3	5	*7	7	*7	8	*9	11
	DOLINAR Andreja (SLO)	0	*0	1	*1	1	*3	5	*6	7	7

NOTES
The "Greatest deficit overcome" only applies when the player ends up winning the game.

LEGEND
SW Women's Singles * Server



Match Results

ZHOU Ying (CHN) 3-0 ZORZETTO Valeria (ITA)

Game Summary		Match	Game 1	Game 2	Game 3	Game 4	Game 5
ZHOU Ying	CHN	3	11	12	11		
ZORZETTO Valeria	ITA	0	7	10	4		
Duration:		17min	5 min	6 min	4 min		

Match No : SW4(1) Table : 1

Umpires : DEMARIO Leonor (BRA) WILLIAMS Jackie (GBR)

Player Statistics	ZHOU Ying (CHN)					Match	ZORZETTO Valeria (ITA)					Match
	Game						Game					
	1	2	3	4	5		1	2	3	4	5	
Points won	11	12	11			34	7	10	4			21
Biggest lead	5	2	7			7	-	5	-			5
Points won on own serve	6	6	6			18	3	5	2			10
Points lost on own serve	4	5	2			11	5	6	5			16
Most consecutive points won	4	5	4			5	4	4	1			4
Greatest deficit overcome	-	5	-			5	-	-	-			-
Handedness/Grip	Right/Shakehand						Left/Shakehand					

Game/Match Statistics	Game					Match
	1	2	3	4	5	
Longest rally (strokes)	9	11	6			11
Average rally	4	5	4			4

Game Progress

1	ZHOU Ying (CHN)	*0	2	*3	5	*6	6	*7	7	*9	11			
	ZORZETTO Valeria (ITA)	0	*0	1	*1	2	*4	5	*7	7	7			
2	ZHOU Ying (CHN)	0	*0	0	*1	2	*3	4	*6	7	*8	10	*11	12
	ZORZETTO Valeria (ITA)	*0	2	*4	5	*6	7	*8	8	*9	10	*10	10	10
3	ZHOU Ying (CHN)	*0	2	*3	5	*6	7	*9	10	11				
	ZORZETTO Valeria (ITA)	0	*0	1	*1	2	*3	3	*4	4				

NOTES
The "Greatest deficit overcome" only applies when the player ends up winning the game.

LEGEND
SW Women's Singles * Server



Match Results

AL-AZZAM Fatmeh (JOR) 3-0 JUNG Ji Nam (KOR)

Game Summary		Match	Game 1	Game 2	Game 3	Game 4	Game 5
AL-AZZAM Fatmeh	JOR	3	11	11	11		
JUNG Ji Nam	KOR	0	7	9	6		
Duration:		22min	5 min	7 min	3 min		

Match No : SW4(6) Table : 3

Umpires : CLARKE Stan (GBR) EIKMANS Angelo (NED)

Player Statistics	AL-AZZAM Fatmeh (JOR)					Match	JUNG Ji Nam (KOR)					Match
	Game						Game					
	1	2	3	4	5		1	2	3	4	5	
Points won	11	11	11			33	7	9	6			22
Biggest lead	7	2	5			7	-	5	-			5
Points won on own serve	5	7	7			19	2	6	4			12
Points lost on own serve	5	3	2			10	6	4	4			14
Most consecutive points won	7	6	5			7	5	7	2			7
Greatest deficit overcome	-	5	-			5	-	-	-			-
Handedness/Grip	Right/Shakehand						Right/Shakehand					

Game/Match Statistics	Game					Match
	1	2	3	4	5	
Longest rally (strokes)	13	8	7			13
Average rally	5	5	4			5

Game Progress

1	AL-AZZAM Fatmeh (JOR)	*0	1	*3	5	*7	8	*8	8	*10	11	
	JUNG Ji Nam (KOR)	0	*1	1	*1	1	*2	4	*6	6	7	
2	AL-AZZAM Fatmeh (JOR)	0	*1	3	*3	3	*3	4	*6	8	*9	11
	JUNG Ji Nam (KOR)	*0	1	*1	3	*5	7	*8	8	*8	9	9
3	AL-AZZAM Fatmeh (JOR)	*0	2	*2	3	*4	6	*8	9	*10	11	
	JUNG Ji Nam (KOR)	0	*0	2	*3	4	*4	4	*5	6	6	

NOTES

The "Greatest deficit overcome" only applies when the player ends up winning the game.

LEGEND

SW Women's Singles * Server



Match Results

PERIC-RANKOVIC Borislava (SRB) 3-0 JUNG Ji Nam (KOR)

Game Summary		Match	Game 1	Game 2	Game 3	Game 4	Game 5
PERIC-RANKOVIC Borislava	SRB	3	11	11	11		
JUNG Ji Nam	KOR	0	6	6	6		
Duration:		20min	4 min	4 min	4 min		

Match No : SW4(10) Table : 3

Umpires : KRMEJ Milana (SLO) BORODAVCHENKO Igor (RUS)

Player Statistics	PERIC-RANKOVIC Borislava (SRB)					Match	JUNG Ji Nam (KOR)					Match
	Game						Game					
	1	2	3	4	5		1	2	3	4	5	
Points won	11	11	11			33	6	6	6			18
Biggest lead	5	5	5			5	3	-	1			3
Points won on own serve	6	3	7			16	3	1	4			8
Points lost on own serve	3	5	2			10	5	8	4			17
Most consecutive points won	8	3	4			8	4	2	2			4
Greatest deficit overcome	3	-	1			3	-	-	-			-
Handedness/Grip	Right/Shakehand						Right/Shakehand					

Game/Match Statistics	Game					Match
	1	2	3	4	5	
Longest rally (strokes)	7	11	10			11
Average rally	5	5	4			5

Game Progress

1	PERIC-RANKOVIC Borislava (SRB)	*0	1	*2	3	*3	4	*6	8	*10	11
	JUNG Ji Nam (KOR)	0	*1	2	*3	5	*6	6	*6	6	6
2	PERIC-RANKOVIC Borislava (SRB)	0	*2	3	*4	5	*7	7	*9	10	11
	JUNG Ji Nam (KOR)	*0	0	*1	2	*3	3	*5	5	*6	6
3	PERIC-RANKOVIC Borislava (SRB)	*0	1	*2	4	*5	7	*8	9	*10	11
	JUNG Ji Nam (KOR)	0	*1	2	*2	3	*3	4	*5	6	6

NOTES
The "Greatest deficit overcome" only applies when the player ends up winning the game.

LEGEND
SW Women's Singles * Server



Match Results

PERIC-RANKOVIC Borislava (SRB) 3-0 AL-AZZAM Fatmeh (JOR)

Game Summary		Match	Game 1	Game 2	Game 3	Game 4	Game 5
PERIC-RANKOVIC Borislava	SRB	3	11	11	11		
AL-AZZAM Fatmeh	JOR	0	3	3	4		
Duration:		18min	5 min	3 min	5 min		

Match No : SW4(2) Table : 3

Umpires : BORODAVCHENKO Igor (RUS) KRMEJ Milana (SLO)

Player Statistics	PERIC-RANKOVIC Borislava (SRB)					Match	AL-AZZAM Fatmeh (JOR)					Match
	Game						Game					
	1	2	3	4	5		1	2	3	4	5	
Points won	11	11	11			33	3	3	4			10
Biggest lead	8	8	7			8	1	-	2			2
Points won on own serve	6	5	5			16	1	2	1			4
Points lost on own serve	2	1	3			6	5	6	6			17
Most consecutive points won	9	5	8			9	2	1	2			2
Greatest deficit overcome	1	-	2			2	-	-	-			-
Handedness/Grip	Right/Shakehand						Right/Shakehand					

Game/Match Statistics	Game					Match
	1	2	3	4	5	
Longest rally (strokes)	11	11	12			12
Average rally	5	4	6			5

Game Progress

1	PERIC-RANKOVIC Borislava (SRB)	*0	1	*2	4	*6	7	*9	11	
	AL-AZZAM Fatmeh (JOR)	0	*1	2	*2	2	*3	3	3	
2	PERIC-RANKOVIC Borislava (SRB)	0	*1	3	*5	6	*8	10	11	
	AL-AZZAM Fatmeh (JOR)	*0	1	*1	1	*2	2	*2	3	
3	PERIC-RANKOVIC Borislava (SRB)	*0	0	*2	3	*4	6	*8	10	11
	AL-AZZAM Fatmeh (JOR)	0	*2	2	*3	4	*4	4	*4	4

NOTES

The "Greatest deficit overcome" only applies when the player ends up winning the game.

LEGEND

SW Women's Singles * Server



Match Results

MATIC Nada (SRB) 3-1 OLIVEIRA Joyce (BRA)

Game Summary		Match	Game 1	Game 2	Game 3	Game 4	Game 5
MATIC Nada	SRB	3	11	7	11	11	
OLIVEIRA Joyce	BRA	1	9	11	5	8	
Duration:		22min	5 min	4 min	4 min	5 min	

Match No : SW4(7) Table : 5

Umpires : CURTIS Neil (GBR) WILLIAMS Jackie (GBR)

Player Statistics	MATIC Nada (SRB)					Match	OLIVEIRA Joyce (BRA)					Match
	Game						Game					
	1	2	3	4	5		1	2	3	4	5	
Points won	11	7	11	11		40	9	11	5	8		33
Biggest lead	3	1	6	4		6	3	4	2	-		4
Points won on own serve	6	3	7	5		21	5	4	4	5		18
Points lost on own serve	4	7	1	3		15	5	4	4	6		19
Most consecutive points won	4	1	5	4		5	3	3	2	2		3
Greatest deficit overcome	3	-	2	-		3	-	1	-	-		1
Handedness/Grip	Right/Shakehand						Right/Shakehand					

Game/Match Statistics	Game					Match
	1	2	3	4	5	
Longest rally (strokes)	7	8	8	9		9
Average rally	3	4	4	4		4

Game Progress

1	MATIC Nada (SRB)	0	*0	1	*2	3	*5	6	*8	9	*9	11
	OLIVEIRA Joyce (BRA)	*0	2	*3	4	*5	5	*6	6	*7	9	9
2	MATIC Nada (SRB)	*0	1	*2	2	*3	4	*5	6	*7	7	
	OLIVEIRA Joyce (BRA)	0	*1	2	*4	5	*6	7	*8	9	11	
3	MATIC Nada (SRB)	0	*0	2	*3	5	*7	8	*9	11		
	OLIVEIRA Joyce (BRA)	*0	2	*2	3	*3	3	*4	5	5		
4	MATIC Nada (SRB)	*0	2	3	3	*5	6	*6	8	*10	10	11
	OLIVEIRA Joyce (BRA)	0	*0	*1	*3	3	*4	6	*6	6	*8	8

NOTES
The "Greatest deficit overcome" only applies when the player ends up winning the game.

LEGEND
SW Women's Singles * Server



Match Results

ZHANG Miao (CHN) 3-0 MATIC Nada (SRB)

Game Summary		Match	Game 1	Game 2	Game 3	Game 4	Game 5
ZHANG Miao	CHN	3	11	11	11		
MATIC Nada	SRB	0	8	9	6		
Duration:		17min	5 min	5 min	4 min		

Match No : SW4(11) Table : 5

Umpires : CURTIS Neil (GBR) COCHRANE David (GBR)

Player Statistics	ZHANG Miao (CHN)					Match	MATIC Nada (SRB)					Match
	Game						Game					
	1	2	3	4	5		1	2	3	4	5	
Points won	11	11	11			33	8	9	6			23
Biggest lead	6	2	7			7	1	3	-			3
Points won on own serve	6	8	6			20	4	7	3			14
Points lost on own serve	4	2	3			9	5	3	5			13
Most consecutive points won	7	3	7			7	4	3	4			4
Greatest deficit overcome	1	3	-			3	-	-	-			-
Handedness/Grip	Right/Shakehand						Right/Shakehand					

Game/Match Statistics	Game					Match
	1	2	3	4	5	
Longest rally (strokes)	10	10	10			10
Average rally	4	4	4			4

Game Progress

1	ZHANG Miao (CHN)	*0	1	*2	4	*6	8	*8	8	*9	10	11
	MATIC Nada (SRB)	0	*1	2	*2	2	*2	4	*6	7	*8	8
2	ZHANG Miao (CHN)	0	*1	2	*2	3	*4	6	*6	8	*9	11
	MATIC Nada (SRB)	*0	1	*2	4	*5	6	*6	8	*8	9	9
3	ZHANG Miao (CHN)	*0	2	*4	6	*7	7	*8	9	*10	11	
	MATIC Nada (SRB)	0	*0	0	*0	1	*3	4	*5	6	6	

NOTES

The "Greatest deficit overcome" only applies when the player ends up winning the game.

LEGEND

SW Women's Singles * Server



Match Results

ZHANG Miao (CHN) 3-0 OLIVEIRA Joyce (BRA)

Game Summary		Match	Game 1	Game 2	Game 3	Game 4	Game 5
ZHANG Miao	CHN	3	11	11	11		
OLIVEIRA Joyce	BRA	0	1	4	7		
Duration:		12min	2 min	3 min	4 min		

Match No : SW4(3) Table : 5

Umpires : COCHRANE David (GBR) CURTIS Neil (GBR)

Player Statistics	ZHANG Miao (CHN)					Match	OLIVEIRA Joyce (BRA)					Match
	Game						Game					
	1	2	3	4	5		1	2	3	4	5	
Points won	11	11	11			33	1	4	7			12
Biggest lead	10	7	4			10	-	-	-			-
Points won on own serve	6	7	2			15	1	3	1			5
Points lost on own serve	0	1	6			7	5	4	9			18
Most consecutive points won	6	7	3			7	1	3	2			3
Greatest deficit overcome	-	-	-			-	-	-	-			-
Handedness/Grip	Right/Shakehand						Right/Shakehand					

Game/Match Statistics	Game					Match
	1	2	3	4	5	
Longest rally (strokes)	7	5	10			10
Average rally	4	3	4			4

Game Progress

1	ZHANG Miao (CHN)	0	*2	4	*5	7	*9	11			
	OLIVEIRA Joyce (BRA)	*0	0	*0	1	*1	1	1			
2	ZHANG Miao (CHN)	*0	2	*3	4	*4	6	*8	10	11	
	OLIVEIRA Joyce (BRA)	0	*0	1	*2	4	*4	4	*4	4	
3	ZHANG Miao (CHN)	0	*2	3	*4	5	*7	7	*9	9	11
	OLIVEIRA Joyce (BRA)	*0	0	*1	2	*3	3	*5	5	*7	7

NOTES
The "Greatest deficit overcome" only applies when the player ends up winning the game.

LEGEND
SW Women's Singles * Server



Match Results

GILROY Sue (GBR) 3-0 AHMED Fadia (EGY)

Game Summary		Match	Game 1	Game 2	Game 3	Game 4	Game 5
GILROY Sue	GBR	3	11	11	11		
AHMED Fadia	EGY	0	5	7	7		
Duration:		14min	4 min	4 min	4 min		

Match No : SW4(8) Table : 7

Umpires : KARSHTEDT Yelena (USA) TAMURA Nagako (JPN)

Player Statistics	GILROY Sue (GBR)					Match	AHMED Fadia (EGY)					Match
	Game						Game					
	1	2	3	4	5		1	2	3	4	5	
Points won	11	11	11			33	5	7	7			19
Biggest lead	6	4	5			6	1	-	2			2
Points won on own serve	6	5	7			18	3	4	4			11
Points lost on own serve	2	3	3			8	5	6	4			15
Most consecutive points won	5	3	6			6	1	2	7			7
Greatest deficit overcome	1	-	2			2	-	-	-			-
Handedness/Grip	Right/Shakehand						Right/Shakehand					

Game/Match Statistics	Game					Match
	1	2	3	4	5	
Longest rally (strokes)	6	5	6			6
Average rally	3	3	3			3

Game Progress

1	GILROY Sue (GBR)	*0	1	*2	4	*5	7	*9	10	11	
	AHMED Fadia (EGY)	0	*1	2	*2	3	*3	3	*4	5	
2	GILROY Sue (GBR)	0	*2	3	*4	5	*6	8	*8	9	11
	AHMED Fadia (EGY)	*0	0	*1	2	*3	4	*4	6	*7	7
3	GILROY Sue (GBR)	*0	2	*4	5	*5	5	*5	7	*9	11
	AHMED Fadia (EGY)	0	*0	0	*1	3	*5	7	*7	7	7

NOTES

The "Greatest deficit overcome" only applies when the player ends up winning the game.

LEGEND

SW Women's Singles * Server



Match Results

MOON Sung Hye (KOR) 3-1 GILROY Sue (GBR)

Game Summary		Match	Game 1	Game 2	Game 3	Game 4	Game 5
MOON Sung Hye	KOR	3	11	8	14	11	
GILROY Sue	GBR	1	9	11	12	5	
Duration:		29min	5 min	6 min	7 min	6 min	

Match No : SW4(12) Table : 7

Umpires : TAMURA Nagako (JPN) KARSHTEDT Yelena (USA)

Player Statistics	MOON Sung Hye (KOR)					Match	GILROY Sue (GBR)					Match
	Game						Game					
	1	2	3	4	5		1	2	3	4	5	
Points won	11	8	14	11		44	9	11	12	5		37
Biggest lead	3	-	2	6		6	1	5	3	2		5
Points won on own serve	8	4	8	6		26	7	5	7	3		22
Points lost on own serve	2	6	5	2		15	3	4	6	5		18
Most consecutive points won	3	3	3	8		8	3	3	4	3		4
Greatest deficit overcome	1	-	3	2		3	-	-	-	-		-
Handedness/Grip	Right/Shakehand						Right/Shakehand					

Game/Match Statistics	Game					Match
	1	2	3	4	5	
Longest rally (strokes)	8	9	8	8		9
Average rally	4	4	4	4		4

Game Progress

1	MOON Sung Hye (KOR)	0	*1	2	*3	5	*5	7	*8	9	*9	11	GILROY Sue (GBR)	*0	1	*2	3	*3	5	*5	6	*7	9	9												
2	MOON Sung Hye (KOR)	*0	0	*1	1	*2	4	*5	6	*7	8	8	GILROY Sue (GBR)	0	*2	3	*5	6	*6	7	*8	9	*10	11												
3	MOON Sung Hye (KOR)	*0	1	1	*2	4	*5	5	*6	8	*9	10	*10	11	*12	12	*13	14	GILROY Sue (GBR)	0	*1	*3	4	*4	5	*7	8	*8	9	*10	11	*11	11	*12	12	12
4	MOON Sung Hye (KOR)	*0	1	*2	3	*3	5	*7	9	11	GILROY Sue (GBR)	0	*1	2	*3	5	*5	5	*5	5																

NOTES
The "Greatest deficit overcome" only applies when the player ends up winning the game.

LEGEND
SW Women's Singles * Server



Match Results

MOON Sung Hye (KOR) 3-0 AHMED Fadia (EGY)

Game Summary		Match	Game 1	Game 2	Game 3	Game 4	Game 5
MOON Sung Hye	KOR	3	11	11	11		
AHMED Fadia	EGY	0	3	6	3		
Duration:		12min	3 min	4 min	3 min		

Match No : SW4(4) Table : 7

Umpires : EDWARDS David (GBR) FOOTE Ben (GBR)

Player Statistics	MOON Sung Hye (KOR)					Match	AHMED Fadia (EGY)					Match
	Game						Game					
	1	2	3	4	5		1	2	3	4	5	
Points won	11	11	11			33	3	6	3			12
Biggest lead	8	5	8			8	-	-	-			-
Points won on own serve	4	6	3			13	1	3	0			4
Points lost on own serve	2	3	3			8	7	5	8			20
Most consecutive points won	4	3	7			7	1	1	2			2
Greatest deficit overcome	-	-	-			-	-	-	-			-
Handedness/Grip	Right/Shakehand						Right/Shakehand					

Game/Match Statistics	Game					Match
	1	2	3	4	5	
Longest rally (strokes)	10	9	5			10
Average rally	4	4	4			4

Game Progress

1	MOON Sung Hye (KOR)	0	*1	3	*5	6	*8	9	11		
	AHMED Fadia (EGY)	*0	1	*1	1	*2	2	*3	3		
2	MOON Sung Hye (KOR)	*0	2	*3	4	*6	7	*8	9	*10	11
	AHMED Fadia (EGY)	0	*0	1	*2	2	*3	4	*5	6	6
3	MOON Sung Hye (KOR)	0	*2	2	*4	6	*8	9	11		
	AHMED Fadia (EGY)	*0	0	*2	2	*2	2	*3	3		

NOTES
The "Greatest deficit overcome" only applies when the player ends up winning the game.

LEGEND
SW Women's Singles * Server



Match Results

ZHOU Ying (CHN) 3-0 MOON Sung Hye (KOR)

Game Summary		Match	Game 1	Game 2	Game 3	Game 4	Game 5
ZHOU Ying	CHN	3	11	11	11		
MOON Sung Hye	KOR	0	7	9	7		
Duration:		22min	5 min	7 min	6 min		

Match No : SW4(13) Table : 1

Umpires : CURTIS Neil (GBR) RACKO Boris (SVK)

Player Statistics	ZHOU Ying (CHN)					Match	MOON Sung Hye (KOR)					Match
	Game						Game					
	1	2	3	4	5		1	2	3	4	5	
Points won	11	11	11			33	7	9	7			23
Biggest lead	4	2	6			6	1	2	-			2
Points won on own serve	8	7	7			22	5	6	4			15
Points lost on own serve	2	3	3			8	3	4	4			11
Most consecutive points won	3	3	4			4	3	4	4			4
Greatest deficit overcome	1	2	-			2	-	-	-			-
Handedness/Grip	Right/Shakehand						Right/Shakehand					

Game/Match Statistics	Game					Match
	1	2	3	4	5	
Longest rally (strokes)	10	32	12			32
Average rally	6	7	4			6

Game Progress

1	ZHOU Ying (CHN)	*0	2	*2	3	*4	6	*7	9	*10	11	
	MOON Sung Hye (KOR)	0	*0	2	*3	4	*4	5	*5	6	7	
2	ZHOU Ying (CHN)	0	*2	3	*3	5	*6	6	*6	8	*9	11
	MOON Sung Hye (KOR)	*0	0	*1	3	*3	4	*6	8	*8	9	9
3	ZHOU Ying (CHN)	*0	2	*3	5	*7	8	*8	8	*9	11	
	MOON Sung Hye (KOR)	0	*0	1	*1	1	*2	4	*6	7	7	

NOTES
The "Greatest deficit overcome" only applies when the player ends up winning the game.

LEGEND
SW Women's Singles * Server



Match Results

PERIC-RANKOVIC Borislava (SRB) 3-2 ZHANG Miao (CHN)

Game Summary		Match	Game 1	Game 2	Game 3	Game 4	Game 5
PERIC-RANKOVIC Borislava	SRB	3	6	13	3	11	11
ZHANG Miao	CHN	2	11	11	11	7	7
Duration:		29min	5 min	8 min	5 min	6 min	8 min

Match No : SW4(14) Table : 3

Umpires : le PAGE Tim (GBR) TONGE Karen (GBR)

Player Statistics	PERIC-RANKOVIC Borislava (SRB)						ZHANG Miao (CHN)					
	Game					Match	Game					Match
	1	2	3	4	5		1	2	3	4	5	
Points won	6	13	3	11	11	44	11	11	11	7	7	47
Biggest lead	1	2	-	7	5	7	5	2	8	-	1	8
Points won on own serve	4	9	1	7	5	26	7	8	6	4	4	29
Points lost on own serve	4	3	5	3	3	18	2	4	2	4	6	18
Most consecutive points won	2	3	1	6	6	6	4	3	6	4	2	6
Greatest deficit overcome	-	2	-	-	1	2	1	-	-	-	-	1
Handedness/Grip	Right/Shakehand						Right/Shakehand					

Game/Match Statistics	Game					Match
	1	2	3	4	5	
Longest rally (strokes)	11	12	13	10	18	18
Average rally	4	4	4	4	5	4

Game Progress

1	PERIC-RANKOVIC Borislava (SRB)	0	*1	2	*2	3	*3	4	*5	6	6					
	ZHANG Miao (CHN)	*0	1	*2	4	*5	7	*8	9	*10	11					
2	PERIC-RANKOVIC Borislava (SRB)	*0	2	*3	3	*4	5	*5	7	*8	10	*10	11	*11	12	13
	ZHANG Miao (CHN)	0	*0	1	*3	4	*5	7	*7	8	*8	10	*10	11	*11	11
3	PERIC-RANKOVIC Borislava (SRB)	0	*1	1	*2	2	*2	3	3							
	ZHANG Miao (CHN)	*0	1	*3	4	*6	8	*9	11							
4	PERIC-RANKOVIC Borislava (SRB)	*0	2	*4	6	*6	7	*9	10	*10	11					
	ZHANG Miao (CHN)	0	*0	0	*0	2	*3	3	*4	6	7					
5	PERIC-RANKOVIC Borislava (SRB)	0	*1	2	*4	6	*7	8	*8	9	11					
	ZHANG Miao (CHN)	*0	1	*2	2	*2	3	*4	6	*7	7					

NOTES

The "Greatest deficit overcome" only applies when the player ends up winning the game.

LEGEND

SW Women's Singles * Server



Match Results

MOON Sung Hye (KOR) 3-2 ZHANG Miao (CHN)

Game Summary		Match	Game 1	Game 2	Game 3	Game 4	Game 5
MOON Sung Hye	KOR	3	10	11	10	11	11
ZHANG Miao	CHN	2	12	6	12	9	5
Duration:		38min	7 min	5 min	7 min	7 min	6 min

Match No : SW4(15) Table : 3

Umpires : MONTFORT Neil (AUS) le PAGE Tim (GBR)

Player Statistics	MOON Sung Hye (KOR)						ZHANG Miao (CHN)					
	Game					Match	Game					Match
	1	2	3	4	5		1	2	3	4	5	
Points won	10	11	10	11	11	53	12	6	12	9	5	44
Biggest lead	2	5	-	2	7	7	2	1	4	4	4	4
Points won on own serve	3	6	8	6	5	28	4	4	9	5	4	26
Points lost on own serve	8	2	3	4	4	21	7	5	2	5	3	22
Most consecutive points won	2	6	3	5	3	6	3	4	3	4	4	4
Greatest deficit overcome	-	1	-	4	4	4	2	-	-	-	-	2
Handedness/Grip	Right/Shakehand						Right/Shakehand					

Game/Match Statistics	Game					Match
	1	2	3	4	5	
Longest rally (strokes)	27	18	14	17	13	27
Average rally	8	7	5	5	6	6

Game Progress

1	MOON Sung Hye (KOR)	*0	1	*3	4	*5	6	*7	7	*9	9	*10	10	10
	ZHANG Miao (CHN)	0	*1	1	*2	3	*4	5	*7	7	*9	10	*11	12
2	MOON Sung Hye (KOR)	0	*1	3	*5	6	*6	7	*8	10	11			
	ZHANG Miao (CHN)	*0	1	*1	1	*2	4	*5	6	*6	6			
3	MOON Sung Hye (KOR)	*0	1	*1	2	*2	4	*4	6	*7	9	*10	10	10
	ZHANG Miao (CHN)	0	*1	3	*4	6	*6	8	*8	9	*9	10	*11	12
4	MOON Sung Hye (KOR)	0	*1	1	*1	3	*4	5	*6	8	*10	11		
	ZHANG Miao (CHN)	*0	1	*3	5	*5	6	*7	8	*8	8	9		
5	MOON Sung Hye (KOR)	*0	2	*2	*3	*2	7	*9	10	11				
	ZHANG Miao (CHN)	0	*0	2	3	6	*3	3	*4	5				

NOTES
The "Greatest deficit overcome" only applies when the player ends up winning the game.

LEGEND
SW Women's Singles * Server



Match Results

ZHOU Ying (CHN) 3-0 PERIC-RANKOVIC Borislava (SRB)

Game Summary		Match	Game 1	Game 2	Game 3	Game 4	Game 5
ZHOU Ying	CHN	3	11	11	11		
PERIC-RANKOVIC Borislava	SRB	0	6	8	4		
Duration:		19min	5 min	6 min	6 min		

Match No : SW4(16) Table : 1

Umpires : SZILY Marta (HUN) ROBERTS Averil (NZL)

Player Statistics	ZHOU Ying (CHN)					Match	PERIC-RANKOVIC Borislava (SRB)					Match
	Game						Game					
	1	2	3	4	5		1	2	3	4	5	
Points won	11	11	11			33	6	8	4			18
Biggest lead	7	4	8			8	1	-	-			1
Points won on own serve	5	7	6			18	2	6	2			10
Points lost on own serve	4	2	2			8	6	4	5			15
Most consecutive points won	7	4	5			7	3	3	2			3
Greatest deficit overcome	1	-	-			1	-	-	-			-
Handedness/Grip	Right/Shakehand						Right/Shakehand					

Game/Match Statistics	Game					Match
	1	2	3	4	5	
Longest rally (strokes)	15	16	18			18
Average rally	7	9	7			8

Game Progress

1	ZHOU Ying (CHN)	*0	1	*3	5	*7	8	*9	9	*10	11	
	PERIC-RANKOVIC Borislava (SRB)	0	*1	1	*1	1	*2	3	*5	6	6	
2	ZHOU Ying (CHN)	0	*1	3	*3	5	*7	8	*8	9	*10	11
	PERIC-RANKOVIC Borislava (SRB)	*0	1	*1	3	*3	3	*4	6	*7	8	8
3	ZHOU Ying (CHN)	*0	2	*3	5	*6	8	*10	10	11		
	PERIC-RANKOVIC Borislava (SRB)	0	*0	1	*1	2	*2	2	*4	4		

NOTES

The "Greatest deficit overcome" only applies when the player ends up winning the game.

LEGEND

SW Women's Singles * Server



Player Statistics

As of SUN 2 SEP 2012

Players	NPC	Matches				Games				Match Duration	
		Played	Won	Lost	%Won	Played	Won	Lost	%Won	All	Average
AHMED Fadia	EGY	2	0	2	0%	6	0	6	0%	26min	13min
Right/Shakehand		Points Won				Points Lost					
C4		Total	Own Serve:	15	Most Consecutive:	7	Total	Own Serve:	35	Most Consecutive:	7
		31	Opp. Serve:	16	GDO:	0	66	Opp. Serve:	31	GLL:	2
AL-AZZAM Fatmeh	JOR	2	1	1	50%	6	3	3	50%	40min	20min
Right/Shakehand		Points Won				Points Lost					
C4		Total	Own Serve:	23	Most Consecutive:	7	Total	Own Serve:	27	Most Consecutive:	9
		43	Opp. Serve:	20	GDO:	5	55	Opp. Serve:	28	GLL:	2
DOLINAR Andreja	SLO	2	0	2	0%	7	1	6	14%	36min	18min
Right/Shakehand		Points Won				Points Lost					
C4		Total	Own Serve:	26	Most Consecutive:	7	Total	Own Serve:	33	Most Consecutive:	6
		52	Opp. Serve:	26	GDO:	0	71	Opp. Serve:	38	GLL:	7
GILROY Sue	GBR	2	1	1	50%	7	4	3	57%	43min	22min
Right/Shakehand		Points Won				Points Lost					
C4		Total	Own Serve:	40	Most Consecutive:	6	Total	Own Serve:	26	Most Consecutive:	8
		70	Opp. Serve:	30	GDO:	2	63	Opp. Serve:	37	GLL:	3
JUNG Ji Nam	KOR	2	0	2	0%	6	0	6	0%	42min	21min
Right/Shakehand		Points Won				Points Lost					
C4		Total	Own Serve:	20	Most Consecutive:	7	Total	Own Serve:	31	Most Consecutive:	8
		40	Opp. Serve:	20	GDO:	0	66	Opp. Serve:	35	GLL:	5
MATIC Nada	SRB	2	1	1	50%	7	3	4	43%	39min	20min
Right/Shakehand		Points Won				Points Lost					
C4		Total	Own Serve:	35	Most Consecutive:	5	Total	Own Serve:	28	Most Consecutive:	7
		63	Opp. Serve:	28	GDO:	3	66	Opp. Serve:	38	GLL:	3
MOON Sung Hye	KOR	4	3	1	75%	15	9	6	60%	1h41min	25min
Right/Shakehand		Points Won				Points Lost					
C4		Total	Own Serve:	82	Most Consecutive:	8	Total	Own Serve:	55	Most Consecutive:	4
		150	Opp. Serve:	68	GDO:	4	129	Opp. Serve:	74	GLL:	2
OLIVEIRA Joyce	BRA	2	0	2	0%	7	1	6	14%	34min	17min
Right/Shakehand		Points Won				Points Lost					
C4		Total	Own Serve:	23	Most Consecutive:	3	Total	Own Serve:	37	Most Consecutive:	7
		45	Opp. Serve:	22	GDO:	1	73	Opp. Serve:	36	GLL:	3
PERIC-RANKOVIC B	SRB	4	3	1	75%	14	9	5	64%	1h26min	22min
Right/Shakehand		Points Won				Points Lost					
C4		Total	Own Serve:	68	Most Consecutive:	9	Total	Own Serve:	49	Most Consecutive:	7
		128	Opp. Serve:	60	GDO:	3	108	Opp. Serve:	59	GLL:	1
ZHANG Miao	CHN	4	2	2	50%	16	10	6	63%	1h36min	24min
Right/Shakehand		Points Won				Points Lost					
C4		Total	Own Serve:	90	Most Consecutive:	7	Total	Own Serve:	56	Most Consecutive:	6
		160	Opp. Serve:	70	GDO:	3	129	Opp. Serve:	73	GLL:	4

LEGEND	GDO Greatest deficit overcome	GLL Greatest lead lost	Opp. Opponent's
---------------	--------------------------------------	-------------------------------	------------------------



Table Tennis

Women's Singles - Class 4



Player Statistics

As of SUN 2 SEP 2012

Players	NPC	Matches				Games				Match Duration	
		Played	Won	Lost	%Won	Played	Won	Lost	%Won	All	Average
ZHOU Ying	CHN	4	4	0	100%	12	12	0	100%	1h14min	19min
Right/Shakehand C4		Points Won				Points Lost					
		Total	Own Serve:	74	Most Consecutive:	7	Total	Own Serve:	39	Most Consecutive:	4
		133	Opp. Serve:	59	GDO:	5	81	Opp. Serve:	42	GLL:	0
ZORZETTO Valeria	ITA	2	1	1	50%	7	3	4	43%	37min	19min
Left/Shakehand C4		Points Won				Points Lost					
		Total	Own Serve:	32	Most Consecutive:	4	Total	Own Serve:	30	Most Consecutive:	7
		59	Opp. Serve:	27	GDO:	7	67	Opp. Serve:	37	GLL:	5

NOTES
The "Greatest deficit overcome" only applies when the player ends up winning the game and "Greatest lead lost" only when losing.

LEGEND
GDO Greatest deficit overcome **GLL** Greatest lead lost **Opp.** Opponent's



Tournament Statistics

As of SUN 2 SEP 2012

Statistics	Preliminaries	Semifinals	Finals	Total
Matches Total	12	2	2	16
Game Margin: 3:0	9 75%	1 50%	1 50%	11 69%
3:1	3 25%			3 19%
3:2		1 50%	1 50%	2 13%
Invalid Results Mark				
Duration: Total	3h39min	51min	57min	5h27min
Longest	29min	29min	38min	38min
Shortest	12min	22min	19min	12min
Average	18min	26min	29min	20min
Games Total	39	8	8	55
Point Margin 11				
10	1 3%			1 2%
9				
8	6 15%	1 13%		7 13%
7	3 8%		1 13%	4 7%
6	4 10%		1 13%	5 9%
5	6 15%	1 13%	2 25%	9 16%
4	8 21%	4 50%		12 22%
3	4 10%		1 13%	5 9%
2	7 18%	2 25%	3 38%	12 22%
Invalid Results Mark				
Duration: Total	2h53min	50min	49min	4h32min
Longest	7min	8min	7min	8min
Shortest	2min	5min	5min	2min
Average	4min	6min	6min	5min
Points Total	679	147	148	974
per game	17.41	18.38	18.50	17.71
Most consecutive won	9	6	7	9
Greatest deficit overcome	7	2	4	7
Longest rally	19	32	27	32
Average rally	4	5	7	5

NOTES

The "Greatest deficit overcome" only applies when the player ends up winning the game.



Table Tennis

Women's Singles - Class 5



Entry List by Event

As of FRI 24 AUG 2012

NPC	How Qualified	Name	Date of Birth
ARG - Argentina	QL (22)	MAKISHI Marta	12 JUN 1944
BRA - Brazil	QI (18)	PASSOS Maria	9 JUN 1951
CHN - People's Republic of China	QL (1)	GU Gai	16 MAY 1989
	QR (2)	ZHANG Bian	29 AUG 1986
HKG - Hong Kong, China	QL (11)	WONG Pui Yi	31 MAY 1961
ITA - Italy	QL (14)	NARDELLI Maria	9 MAY 1954
JOR - Jordan	QL (3)	ABUAWAD Khetam	8 OCT 1974
JPN - Japan	QL (5)	BESSHO Kimie	8 DEC 1947
KOR - Republic of Korea	QL (7)	JUNG Young-A	20 JUL 1979
SWE - Sweden	QR (4)	LUNDBACK Ingela	11 MAY 1975
TPE - Chinese Taipei	QL (12)	HSIAO Shu-Chin	5 MAY 1960
	QL (6)	WEI Mei-Hui	18 AUG 1963

NOTES
All changes are available in INFO.
(nnn) in "How Qualified" represents the player's singles world ranking as of July 2012.

LEGEND
QI Qualification by Invitation QL Qualification by Ranking List QR Regional Qualification



Draw

GROUP A

Rk	Name	NPC	CHN	TPE	ITA	Match Points
1	GU Gai	CHN		3:0 (11:5, 11:8, 11:8)	3:0 (11:5, 11:7, 11:6)	4
2	WEI Mei-Hui	TPE	0:3 (5:11, 8:11, 8:11)		3:0 (11:7, 11:8, 11:6)	3
3	NARDELLI Maria	ITA	0:3 (5:11, 7:11, 6:11)	0:3 (7:11, 8:11, 6:11)		2

GROUP B

Rk	Name	NPC	CHN	KOR	BRA	Match Points
1	ZHANG Bian	CHN		3:2 (11:5, 9:11, 5:11, 11:4, 11:7)	3:0 (11:4, 11:1, 11:2)	4
2	JUNG Young-A	KOR	2:3 (5:11, 11:9, 11:5, 4:11, 7:11)		3:0 (11:3, 11:6, 11:3)	3
3	PASSOS Maria	BRA	0:3 (4:11, 1:11, 2:11)	0:3 (3:11, 6:11, 3:11)		2

GROUP C

Rk	Name	NPC	JOR	JPN	ARG	Match Points
1	ABUAWAD Khetam	JOR		3:0 (11:6, 11:9, 11:6)	3:0 (11:6, 11:2, 11:3)	4
2	BESSHO Kimie	JPN	0:3 (6:11, 9:11, 6:11)		3:0 (11:5, 11:1, 11:9)	3
3	MAKISHI Marta	ARG	0:3 (6:11, 2:11, 3:11)	0:3 (5:11, 1:11, 9:11)		2

GROUP D

Rk	Name	NPC	SWE	TPE	HKG	Match Points
1	LUNDBACK Ingela	SWE		3:2 (11:5, 7:11, 11:9, 10:12, 11:3)	3:2 (11:7, 9:11, 9:11, 11:9, 11:4)	4
2	HSIAO Shu-Chin	TPE	2:3 (5:11, 11:7, 9:11, 12:10, 3:11)		3:2 (12:10, 9:11, 8:11, 15:13, 11:6)	3
3	WONG Pui Yi	HKG	2:3 (7:11, 11:9, 11:9, 9:11, 4:11)	2:3 (10:12, 11:9, 11:8, 13:15, 6:11)		2

Qualification rule:

First from each group will qualify for the Semifinals.

LEGEND

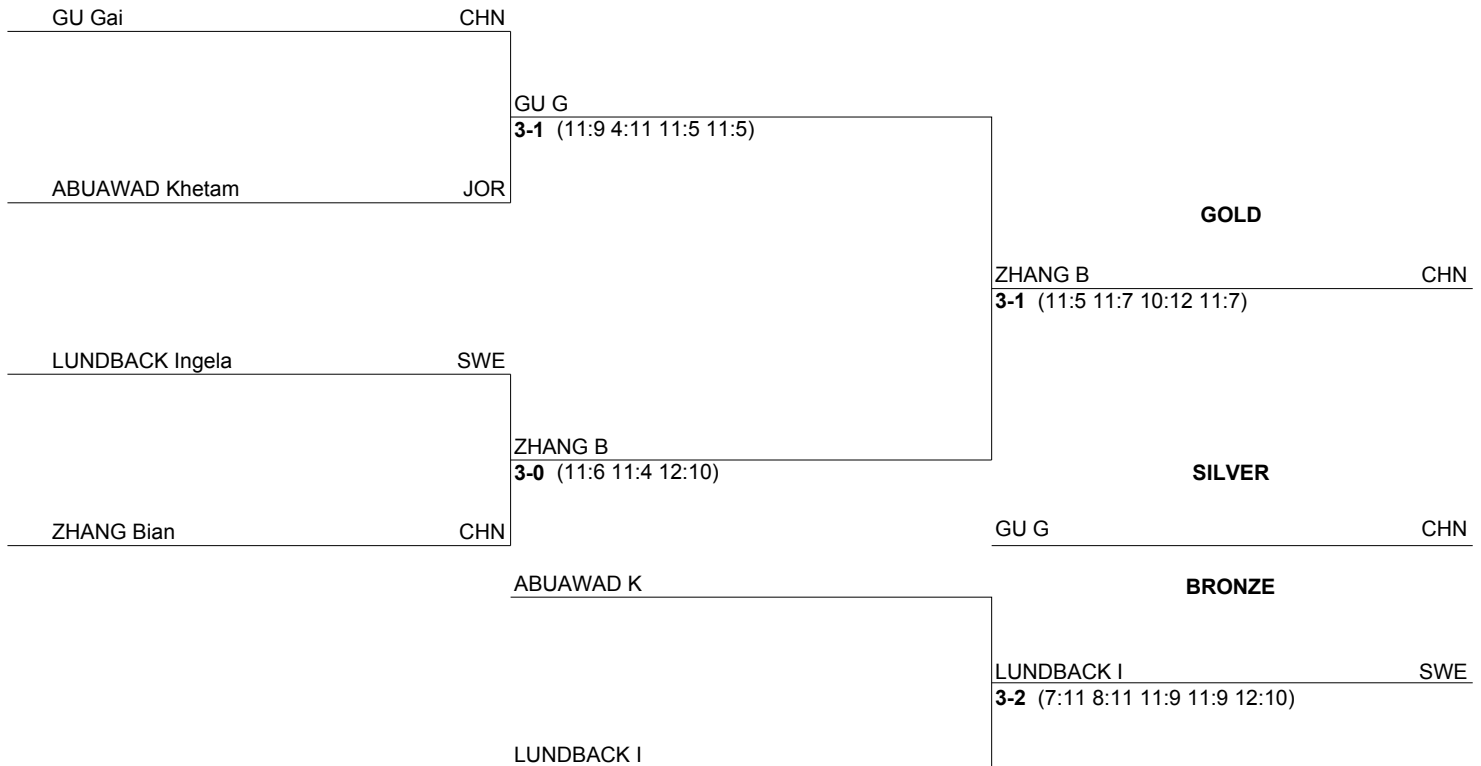
Rk Rank



Draw

QUALIFIED FROM GROUPS				
Group	Rk	Name	NPC	Match Points
A	1	GU Gai	CHN	4
B	1	ZHANG Bian	CHN	4
C	1	ABUAWAD Khetam	JOR	4
D	1	LUNDBACK Ingela	SWE	4

Semifinals	NPC Code	Finals
------------	----------	--------



LEGEND	
Rk	Rank



Match Results

WEI Mei-Hui (TPE) 3-0 NARDELLI Maria (ITA)

Game Summary		Match	Game 1	Game 2	Game 3	Game 4	Game 5
WEI Mei-Hui	TPE	3	11	11	11		
NARDELLI Maria	ITA	0	7	8	6		
Duration:		16min	4 min	4 min	4 min		

Match No : SW5(5) Table : 1

Umpires : TONGE Karen (GBR) KARAU Bernhard (GER)

Player Statistics	WEI Mei-Hui (TPE)					Match	NARDELLI Maria (ITA)					Match
	Game						Game					
	1	2	3	4	5		1	2	3	4	5	
Points won	11	11	11			33	7	8	6			21
Biggest lead	5	4	5			5	1	1	-			1
Points won on own serve	6	5	5			16	3	4	2			9
Points lost on own serve	4	4	4			12	5	6	6			17
Most consecutive points won	3	3	5			5	2	3	3			3
Greatest deficit overcome	1	1	-			1	-	-	-			-
Handedness/Grip	Right/Penholder						Right/Shakehand					

Game/Match Statistics	Game					Match
	1	2	3	4	5	
Longest rally (strokes)	9	12	6			12
Average rally	5	4	3			4

Game Progress

1	WEI Mei-Hui (TPE)	*0	1	*2	3	*5	6	*7	9	*10	11	
	NARDELLI Maria (ITA)	0	*1	2	*3	3	*4	5	*5	6	7	
2	WEI Mei-Hui (TPE)	0	*1	3	*4	5	*7	7	*8	9	*10	11
	NARDELLI Maria (ITA)	*0	1	*1	2	*3	3	*5	6	*7	8	8
3	WEI Mei-Hui (TPE)	*0	1	*2	4	*6	7	*8	8	*10	11	
	NARDELLI Maria (ITA)	0	*1	2	*2	2	*3	4	*6	6	6	

NOTES
The "Greatest deficit overcome" only applies when the player ends up winning the game.

LEGEND
SW Women's Singles * Server



Match Results

GU Gai (CHN) 3-0 WEI Mei-Hui (TPE)

Game Summary		Match	Game 1	Game 2	Game 3	Game 4	Game 5
GU Gai	CHN	3	11	11	11		
WEI Mei-Hui	TPE	0	5	8	8		
Duration:		22min	6 min	6 min	7 min		

Match No : SW5(9) Table : 1

Umpires : SZILY Marta (HUN) PAYNE Michael (GBR)

Player Statistics	GU Gai (CHN)					Match	WEI Mei-Hui (TPE)					Match
	Game						Game					
	1	2	3	4	5		1	2	3	4	5	
Points won	11	11	11			33	5	8	8			21
Biggest lead	6	3	3			6	2	1	5			5
Points won on own serve	6	6	6			18	3	5	4			12
Points lost on own serve	2	3	4			9	5	5	5			15
Most consecutive points won	8	3	6			8	3	2	4			4
Greatest deficit overcome	2	1	5			5	-	-	-			-
Handedness/Grip	Right/Penholder						Right/Penholder					

Game/Match Statistics	Game					Match
	1	2	3	4	5	
Longest rally (strokes)	14	12	11			14
Average rally	6	5	5			5

Game Progress

1	GU Gai (CHN)	*0	1	*1	3	*5	7	*9	10	11		
	WEI Mei-Hui (TPE)	0	*1	3	*3	3	*3	3	*4	5		
2	GU Gai (CHN)	0	*1	2	*3	4	*6	7	*7	9	*10	11
	WEI Mei-Hui (TPE)	*0	1	*2	3	*4	4	*5	7	*7	8	8
3	GU Gai (CHN)	*0	0	*1	2	*2	3	*5	7	*8	10	11
	WEI Mei-Hui (TPE)	0	*2	3	*4	6	*7	7	*7	8	*8	8

NOTES

The "Greatest deficit overcome" only applies when the player ends up winning the game.

LEGEND

SW Women's Singles * Server



Match Results

GU Gai (CHN) 3-0 NARDELLI Maria (ITA)

Game Summary		Match	Game 1	Game 2	Game 3	Game 4	Game 5
GU Gai	CHN	3	11	11	11		
NARDELLI Maria	ITA	0	5	7	6		
Duration:		17min	6 min	5 min	5 min		

Match No : SW5(1) Table : 1

Umpires : MAY Peter (GBR) LEE Soon-Ju (KOR)

Player Statistics	GU Gai (CHN)					Match	NARDELLI Maria (ITA)					Match
	Game						Game					
	1	2	3	4	5		1	2	3	4	5	
Points won	11	11	11			33	5	7	6			18
Biggest lead	6	4	5			6	-	2	-			2
Points won on own serve	5	5	8			18	2	4	5			11
Points lost on own serve	3	3	1			7	6	6	3			15
Most consecutive points won	3	4	3			4	1	3	2			3
Greatest deficit overcome	-	2	-			2	-	-	-			-
Handedness/Grip	Right/Penholder						Right/Shakehand					

Game/Match Statistics	Game					Match
	1	2	3	4	5	
Longest rally (strokes)	7	10	7			10
Average rally	3	4	4			4

Game Progress

1	GU Gai (CHN)	*0	2	*3	4	*5	6	*8	9	11	
	NARDELLI Maria (ITA)	0	*0	1	*2	3	*4	4	*5	5	
2	GU Gai (CHN)	0	*1	1	*2	3	*5	7	*8	10	11
	NARDELLI Maria (ITA)	*0	1	*3	4	*5	5	*5	6	*6	7
3	GU Gai (CHN)	*0	2	*3	4	*5	7	*7	9	*10	11
	NARDELLI Maria (ITA)	0	*0	1	*2	3	*3	5	*5	6	6

NOTES

The "Greatest deficit overcome" only applies when the player ends up winning the game.

LEGEND

SW Women's Singles * Server



Match Results

JUNG Young-A (KOR) 3-0 PASSOS Maria (BRA)

Game Summary		Match	Game 1	Game 2	Game 3	Game 4	Game 5
JUNG Young-A	KOR	3	11	11	11		
PASSOS Maria	BRA	0	3	6	3		
Duration:		12min	3 min	4 min	3 min		

Match No : SW5(6) Table : 3

Umpires : ROBERTS Averil (NZL) SZILY Marta (HUN)

Player Statistics	JUNG Young-A (KOR)					Match	PASSOS Maria (BRA)					Match
	Game						Game					
	1	2	3	4	5		1	2	3	4	5	
Points won	11	11	11			33	3	6	3			12
Biggest lead	8	6	8			8	-	2	-			2
Points won on own serve	6	5	7			18	1	3	2			6
Points lost on own serve	2	3	1			6	5	6	4			15
Most consecutive points won	5	7	6			7	1	2	1			2
Greatest deficit overcome	-	2	-			2	-	-	-			-
Handedness/Grip	Left/Shakehand						Right/Shakehand					

Game/Match Statistics	Game					Match
	1	2	3	4	5	
Longest rally (strokes)	5	5	9			9
Average rally	3	3	4			3

Game Progress

1	JUNG Young-A (KOR)	*0	2	*4	5	*7	9	*10	11		
	PASSOS Maria (BRA)	0	*0	0	*1	1	*1	2	3		
2	JUNG Young-A (KOR)	0	*0	2	*3	4	*6	8	*10	10	11
	PASSOS Maria (BRA)	*0	2	*2	3	*4	4	*4	4	*6	6
3	JUNG Young-A (KOR)	*0	2	*3	5	*7	9	*10	11		
	PASSOS Maria (BRA)	0	*0	1	*1	1	*1	2	3		

NOTES
The "Greatest deficit overcome" only applies when the player ends up winning the game.

LEGEND
SW Women's Singles * Server



Match Results

ZHANG Bian (CHN) 3-2 JUNG Young-A (KOR)

Game Summary		Match	Game 1	Game 2	Game 3	Game 4	Game 5
ZHANG Bian	CHN	3	11	9	5	11	11
JUNG Young-A	KOR	2	5	11	11	4	7
Duration:		29min	4 min	5 min	5 min	4 min	6 min

Match No : SW5(10) Table : 3

Umpires : KARAU Bernhard (GER) ABDEL NASSER Gamal (EGY)

Player Statistics	ZHANG Bian (CHN)						JUNG Young-A (KOR)					
	Game					Match	Game					Match
	1	2	3	4	5		1	2	3	4	5	
Points won	11	9	5	11	11	47	5	11	11	4	7	38
Biggest lead	7	1	-	7	5	7	-	2	6	1	-	6
Points won on own serve	6	4	3	5	8	26	3	5	6	1	5	20
Points lost on own serve	2	6	5	3	2	18	5	5	2	6	3	21
Most consecutive points won	7	3	1	4	4	7	3	3	4	1	3	4
Greatest deficit overcome	-	-	-	1	-	1	-	1	-	-	-	1
Handedness/Grip	Right/Shakehand						Left/Shakehand					

Game/Match Statistics	Game					Match
	1	2	3	4	5	
Longest rally (strokes)	7	9	9	7	10	10
Average rally	4	4	5	4	4	4

Game Progress

1	ZHANG Bian (CHN)	*0	2	*2	4	*6	8	*9	9	11		
	JUNG Young-A (KOR)	0	*0	2	*2	2	*2	3	*5	5		
2	ZHANG Bian (CHN)	0	*0	2	*3	3	*5	*6	6	*7	8	9
	JUNG Young-A (KOR)	*0	2	*2	3	*5	5	6	*8	9	*10	11
3	ZHANG Bian (CHN)	*0	1	*2	2	*2	3	*3	4	5		
	JUNG Young-A (KOR)	0	*1	2	*4	6	*7	9	*10	11		
4	ZHANG Bian (CHN)	0	*1	2	*4	5	*7	*8	10	11		
	JUNG Young-A (KOR)	*0	1	*2	2	*3	3	4	*4	4		
5	ZHANG Bian (CHN)	*0	2	*2	4	*5	6	*8	9	*9	11	
	JUNG Young-A (KOR)	0	*0	2	*2	3	*4	4	*5	7	7	

NOTES
The "Greatest deficit overcome" only applies when the player ends up winning the game.

LEGEND
SW Women's Singles * Server



Match Results

ZHANG Bian (CHN) 3-0 PASSOS Maria (BRA)

Game Summary		Match	Game 1	Game 2	Game 3	Game 4	Game 5
ZHANG Bian	CHN	3	11	11	11		
PASSOS Maria	BRA	0	4	1	2		
Duration:		11min	4 min	3 min	3 min		

Match No : SW5(2) Table : 3

Umpires : WILLIAMSON Robert (GBR) REID Lynda (GBR)

Player Statistics	ZHANG Bian (CHN)					Match	PASSOS Maria (BRA)					Match
	Game						Game					
	1	2	3	4	5		1	2	3	4	5	
Points won	11	11	11			33	4	1	2			7
Biggest lead	7	10	9			10	-	-	1			1
Points won on own serve	8	5	5			18	4	0	0			4
Points lost on own serve	0	1	2			3	3	6	6			15
Most consecutive points won	4	10	8			10	2	1	1			2
Greatest deficit overcome	-	-	1			1	-	-	-			-
Handedness/Grip	Right/Shakehand						Right/Shakehand					

Game/Match Statistics	Game					Match
	1	2	3	4	5	
Longest rally (strokes)	6	6	6			6
Average rally	3	4	3			3

Game Progress

1	ZHANG Bian (CHN)	*0	2	*2	4	*5	7	*8	10	11
	PASSOS Maria (BRA)	0	*0	2	*2	3	*3	4	*4	4
2	ZHANG Bian (CHN)	0	*2	4	*6	8	*10	11		
	PASSOS Maria (BRA)	*0	0	*0	0	*0	0	1		
3	ZHANG Bian (CHN)	*0	1	*3	5	*7	8	*10	11	
	PASSOS Maria (BRA)	0	*1	1	*1	1	*2	2	2	

NOTES

The "Greatest deficit overcome" only applies when the player ends up winning the game.

LEGEND

SW Women's Singles * Server



Match Results

BESSHO Kimie (JPN) 3-0 MAKISHI Marta (ARG)

Game Summary		Match	Game 1	Game 2	Game 3	Game 4	Game 5
BESSHO Kimie	JPN	3	11	11	11		
MAKISHI Marta	ARG	0	5	1	9		
Duration:		14min	4 min	3 min	5 min		

Match No : SW5(7) Table : 5

Umpires : le PAGE Tim (GBR) FRASER Margot (GBR)

Player Statistics	BESSHO Kimie (JPN)					Match	MAKISHI Marta (ARG)					Match
	Game						Game					
	1	2	3	4	5		1	2	3	4	5	
Points won	11	11	11			33	5	1	9			15
Biggest lead	6	10	2			10	-	-	1			1
Points won on own serve	5	5	6			16	2	0	5			7
Points lost on own serve	3	1	4			8	6	6	5			17
Most consecutive points won	3	8	2			8	2	1	1			2
Greatest deficit overcome	-	-	1			1	-	-	-			-
Handedness/Grip	Right/Shakehand						Right/Shakehand					

Game/Match Statistics	Game					Match
	1	2	3	4	5	
Longest rally (strokes)	9	18	13			18
Average rally	5	5	5			5

Game Progress

1	BESSHO Kimie (JPN)	0	*2	2	*4	5	*6	8	*9	11		
	MAKISHI Marta (ARG)	*0	0	*2	2	*3	4	*4	5	5		
2	BESSHO Kimie (JPN)	*0	2	*4	6	*8	9	11				
	MAKISHI Marta (ARG)	0	*0	0	*0	0	*1	1				
3	BESSHO Kimie (JPN)	0	*1	2	*3	4	*5	6	*7	8	*9	11
	MAKISHI Marta (ARG)	*0	1	*2	3	*4	5	*6	7	*8	9	9

NOTES
The "Greatest deficit overcome" only applies when the player ends up winning the game.

LEGEND
SW Women's Singles * Server



Match Results

ABUAWAD Khetam (JOR) 3-0 BESSHO Kimie (JPN)

Game Summary		Match	Game 1	Game 2	Game 3	Game 4	Game 5
ABUAWAD Khetam	JOR	3	11	11	11		
BESSHO Kimie	JPN	0	6	9	6		
Duration:		22min	5 min	7 min	6 min		

Match No : SW5(11) Table : 5

Umpires : RACKO Boris (SVK) CURTIS Neil (GBR)

Player Statistics	ABUAWAD Khetam (JOR)					Match	BESSHO Kimie (JPN)					Match
	Game						Game					
	1	2	3	4	5		1	2	3	4	5	
Points won	11	11	11			33	6	9	6			21
Biggest lead	5	4	5			5	1	2	1			2
Points won on own serve	7	4	4			15	5	3	2			10
Points lost on own serve	1	6	4			11	4	7	7			18
Most consecutive points won	3	3	3			3	2	4	1			4
Greatest deficit overcome	1	2	1			2	-	-	-			-
Handedness/Grip	Right/Shakehand						Right/Shakehand					

Game/Match Statistics	Game					Match
	1	2	3	4	5	
Longest rally (strokes)	15	14	11			15
Average rally	6	6	6			6

Game Progress

1	ABUAWAD Khetam (JOR)	0	*1	3	*3	5	*6	7	*8	10	11	
	BESSHO Kimie (JPN)	*0	1	*1	3	*3	4	*5	6	*6	6	
2	ABUAWAD Khetam (JOR)	*0	0	*2	3	*5	6	*7	9	*9	9	11
	BESSHO Kimie (JPN)	0	*2	2	*3	3	*4	5	*5	7	*9	9
3	ABUAWAD Khetam (JOR)	0	*1	2	*4	5	*7	8	*9	10	11	
	BESSHO Kimie (JPN)	*0	1	*2	2	*3	3	*4	5	*6	6	

NOTES
The "Greatest deficit overcome" only applies when the player ends up winning the game.

LEGEND
SW Women's Singles * Server



Match Results

ABUAWAD Khetam (JOR) 3-0 MAKISHI Marta (ARG)

Game Summary		Match	Game 1	Game 2	Game 3	Game 4	Game 5
ABUAWAD Khetam	JOR	3	11	11	11		
MAKISHI Marta	ARG	0	6	2	3		
Duration:		16min	5 min	3 min	4 min		

Match No : SW5(3) Table : 1

Umpires : TAMURA Nagako (JPN) KARSHTEDT Yelena (USA)

Player Statistics	ABUAWAD Khetam (JOR)					Match	MAKISHI Marta (ARG)					Match
	Game						Game					
	1	2	3	4	5		1	2	3	4	5	
Points won	11	11	11			33	6	2	3			11
Biggest lead	5	10	9			10	-	-	-			-
Points won on own serve	6	4	7			17	3	0	2			5
Points lost on own serve	3	2	1			6	5	7	4			16
Most consecutive points won	3	10	8			10	2	2	2			2
Greatest deficit overcome	-	-	-			-	-	-	-			-
Handedness/Grip	Right/Shakehand						Right/Shakehand					

Game/Match Statistics	Game					Match
	1	2	3	4	5	
Longest rally (strokes)	14	12	12			14
Average rally	5	5	5			5

Game Progress

1	ABUAWAD Khetam (JOR)	*0	1	*3	4	*5	6	*7	9	*10	11
	MAKISHI Marta (ARG)	0	*1	1	*2	3	*4	5	*5	6	6
2	ABUAWAD Khetam (JOR)	0	*2	4	*6	8	*10	10	11		
	MAKISHI Marta (ARG)	*0	0	*0	0	*0	0	*2	2		
3	ABUAWAD Khetam (JOR)	*0	2	*3	5	*7	9	*10	11		
	MAKISHI Marta (ARG)	0	*0	1	*1	1	*1	2	3		

NOTES

The "Greatest deficit overcome" only applies when the player ends up winning the game.

LEGEND

SW Women's Singles * Server



Match Results

HSIAO Shu-Chin (TPE) 3-2 WONG Pui Yi (HKG)

Game Summary		Match	Game 1	Game 2	Game 3	Game 4	Game 5
HSIAO Shu-Chin	TPE	3	12	9	8	15	11
WONG Pui Yi	HKG	2	10	11	11	13	6
Duration:		43min	7 min	7 min	5 min	10 min	6 min

Match No : SW5(8) Table : 7

Umpires : PAYNE Michael (GBR) SUTCLIFFE Russell (GBR)

Player Statistics	HSIAO Shu-Chin (TPE)						WONG Pui Yi (HKG)					
	Game					Match	Game					Match
	1	2	3	4	5		1	2	3	4	5	
Points won	12	9	8	15	11	55	10	11	11	13	6	51
Biggest lead	2	1	-	4	5	5	3	3	7	1	2	7
Points won on own serve	6	5	3	8	5	27	5	6	5	7	3	26
Points lost on own serve	5	5	6	6	3	25	6	4	5	7	6	28
Most consecutive points won	4	4	5	3	5	5	3	3	4	5	2	5
Greatest deficit overcome	3	-	-	1	2	3	-	1	-	-	-	1
Handedness/Grip	Right/Penholder						Right/Shakehand					

Game/Match Statistics	Game					Match
	1	2	3	4	5	
Longest rally (strokes)	13	67	17	28	19	67
Average rally	6	9	6	9	7	7

Game Progress

1	HSIAO Shu-Chin (TPE)	0	*0	2	*2	3	*5	5	*6	8	*10	10	*11	12	WONG Pui Yi (HKG)	*0	2	*2	4	*5	5	*7	8	*8	8	*10	10	10										
2	HSIAO Shu-Chin (TPE)	*0	0	*1	3	*4	5	*6	7	*8	9	9	WONG Pui Yi (HKG)	0	*2	3	*3	4	*5	6	*7	8	*9	11														
3	HSIAO Shu-Chin (TPE)	0	*0	1	*2	2	*3	3	*4	6	*8	8	WONG Pui Yi (HKG)	*0	2	*3	4	*6	7	*9	10	*10	10	11														
4	HSIAO Shu-Chin (TPE)	*0	1	*2	3	*4	6	*7	9	*9	9	*10	10	*11	11	*12	13	*13	14	WONG Pui Yi (HKG)	0	*1	2	*3	4	*4	5	*5	7	*9	10	*11	11	*12	12	*12	13	*13
		15																																				
		13																																				
5	HSIAO Shu-Chin (TPE)	0	*0	2	*4	5	*6	6	*8	10	11	WONG Pui Yi (HKG)	*0	2	*2	2	*3	4	*6	6	*6	6																

NOTES
The "Greatest deficit overcome" only applies when the player ends up winning the game.

LEGEND
SW Women's Singles * Server



Match Results

LUNDBACK Ingela (SWE) 3-2 WONG Pui Yi (HKG)

Game Summary		Match	Game 1	Game 2	Game 3	Game 4	Game 5
LUNDBACK Ingela	SWE	3	11	9	9	11	11
WONG Pui Yi	HKG	2	7	11	11	9	4
Duration:		36min	5 min	5 min	5 min	7 min	5 min

Match No : SW5(12) Table : 7

Umpires : CLARKE Stan (GBR) FOOTE Ben (GBR)

Player Statistics	LUNDBACK Ingela (SWE)						WONG Pui Yi (HKG)					
	Game					Match	Game					Match
	1	2	3	4	5		1	2	3	4	5	
Points won	11	9	9	11	11	51	7	11	11	9	4	42
Biggest lead	6	2	2	2	7	7	-	2	3	3	-	3
Points won on own serve	8	4	5	5	7	29	5	5	6	4	3	23
Points lost on own serve	2	6	5	5	1	19	3	5	4	6	4	22
Most consecutive points won	6	2	4	3	6	6	3	3	4	5	3	5
Greatest deficit overcome	-	-	-	3	-	3	-	2	2	-	-	2
Handedness/Grip	Left/Shakehand						Right/Shakehand					

Game/Match Statistics	Game					Match
	1	2	3	4	5	
Longest rally (strokes)	15	11	9	22	18	22
Average rally	5	4	5	7	5	5

Game Progress

1	LUNDBACK Ingela (SWE)	*0	2	*2	3	*4	6	*8	10	*10	11	
	WONG Pui Yi (HKG)	0	*0	2	*3	4	*4	4	*4	6	7	
2	LUNDBACK Ingela (SWE)	0	*1	2	*3	5	*6	6	*7	7	*8	9
	WONG Pui Yi (HKG)	*0	1	*2	3	*3	4	*6	7	*9	10	11
3	LUNDBACK Ingela (SWE)	*0	1	*2	2	*3	5	*6	8	*8	8	9
	WONG Pui Yi (HKG)	0	*1	2	*4	5	*5	6	*6	8	*10	11
4	LUNDBACK Ingela (SWE)	0	*2	2	*2	3	*4	5	*7	8	*9	11
	WONG Pui Yi (HKG)	*0	0	*2	4	*5	6	*7	7	*8	9	9
5	LUNDBACK Ingela (SWE)	*0	2	*4	6	*7	8	*8	10	11		
	WONG Pui Yi (HKG)	0	*0	0	*0	1	*2	4	*4	4		

NOTES
The "Greatest deficit overcome" only applies when the player ends up winning the game.

LEGEND
SW Women's Singles * Server



Match Results

LUNDBACK Ingela (SWE) 3-2 HSIAO Shu-Chin (TPE)

Game Summary		Match	Game 1	Game 2	Game 3	Game 4	Game 5
LUNDBACK Ingela	SWE	3	11	7	11	10	11
HSIAO Shu-Chin	TPE	2	5	11	9	12	3
Duration:		30min	5 min	5 min	5 min	6 min	4 min

Match No : SW5(4) Table : 3

Umpires : HIGGINS Peter (GBR) GOULDEN David (GBR)

Player Statistics	LUNDBACK Ingela (SWE)						HSIAO Shu-Chin (TPE)					
	Game					Match	Game					Match
	1	2	3	4	5		1	2	3	4	5	
Points won	11	7	11	10	11	50	5	11	9	12	3	40
Biggest lead	6	-	5	3	8	8	3	4	-	2	2	4
Points won on own serve	5	6	6	6	6	29	2	9	5	7	1	24
Points lost on own serve	3	2	4	5	2	16	6	1	5	4	5	21
Most consecutive points won	8	2	4	3	8	8	3	2	3	4	2	4
Greatest deficit overcome	3	-	-	-	2	3	-	-	-	3	-	3
Handedness/Grip	Left/Shakehand						Right/Penholder					

Game/Match Statistics	Game					Match
	1	2	3	4	5	
Longest rally (strokes)	15	14	10	16	15	16
Average rally	7	5	5	6	5	5

Game Progress

1	LUNDBACK Ingela (SWE)	*0	0	*1	2	*3	5	*7	9	11				
	HSIAO Shu-Chin (TPE)	0	*2	3	*4	5	*5	5	*5	5				
2	LUNDBACK Ingela (SWE)	0	*0	1	*2	3	*3	5	*5	7	7			
	HSIAO Shu-Chin (TPE)	*0	2	*3	4	*5	7	*7	9	*9	11			
3	LUNDBACK Ingela (SWE)	*0	2	*4	5	*6	7	*8	9	*9	10	11		
	HSIAO Shu-Chin (TPE)	0	*0	0	*1	2	*3	4	*5	7	*8	9		
4	LUNDBACK Ingela (SWE)	0	*2	3	*4	5	*5	6	*7	8	*8	10	*10	10
	HSIAO Shu-Chin (TPE)	*0	0	*1	2	*3	5	*6	7	*8	10	*10	11	12
5	LUNDBACK Ingela (SWE)	*0	0	*2	4	*6	8	*9	11					
	HSIAO Shu-Chin (TPE)	0	*2	2	*2	2	*2	3	3					

NOTES
The "Greatest deficit overcome" only applies when the player ends up winning the game.

LEGEND
SW Women's Singles * Server



Match Results

GU Gai (CHN) 3-1 ABUAWAD Khetam (JOR)

Game Summary		Match	Game 1	Game 2	Game 3	Game 4	Game 5
GU Gai	CHN	3	11	4	11	11	
ABUAWAD Khetam	JOR	1	9	11	5	5	
Duration:		29min	7 min	6 min	6 min	7 min	

Match No : SW5(13) Table : 5

Umpires : BROWN David (GBR) COCHRANE David (GBR)

Player Statistics	GU Gai (CHN)					Match	ABUAWAD Khetam (JOR)					Match
	Game						Game					
	1	2	3	4	5		1	2	3	4	5	
Points won	11	4	11	11		37	9	11	5	5		30
Biggest lead	2	-	6	6		6	1	7	-	1		7
Points won on own serve	6	2	5	5		18	5	4	2	2		13
Points lost on own serve	4	7	3	3		17	5	2	6	6		19
Most consecutive points won	2	1	4	5		5	2	4	1	2		4
Greatest deficit overcome	1	-	-	1		1	-	-	-	-		-
Handedness/Grip	Right/Penholder						Right/Shakehand					

Game/Match Statistics	Game					Match
	1	2	3	4	5	
Longest rally (strokes)	11	21	19	20		21
Average rally	5	6	6	7		6

Game Progress

1	GU Gai (CHN)	0	*1	2	*3	4	*5	6	*7	8	*9	11
	ABUAWAD Khetam (JOR)	*0	1	*2	3	*4	5	*6	7	*8	9	*9
2	GU Gai (CHN)	*0	*1	*1	1	*2	2	*3	4			4
	ABUAWAD Khetam (JOR)	0	1	3	*5	6	*8	9	*10			11
3	GU Gai (CHN)	0	*2	3	*4	5	*6	7	*9			11
	ABUAWAD Khetam (JOR)	*0	0	*1	2	*3	4	*5	5			5
4	GU Gai (CHN)	*0	1	*2	3	*5	6	*8	10			11
	ABUAWAD Khetam (JOR)	0	*1	2	*3	3	*4	4	*4			5

NOTES
The "Greatest deficit overcome" only applies when the player ends up winning the game.

LEGEND
SW Women's Singles * Server



Match Results

ZHANG Bian (CHN) 3-0 LUNDBACK Ingela (SWE)

Game Summary		Match	Game 1	Game 2	Game 3	Game 4	Game 5
ZHANG Bian	CHN	3	11	11	12		
LUNDBACK Ingela	SWE	0	6	4	10		
Duration:		20min	4 min	4 min	6 min		

Match No : SW5(14) Table : 7

Umpires : PAYNE Michael (GBR) SZILY Marta (HUN)

Player Statistics	ZHANG Bian (CHN)					Match	LUNDBACK Ingela (SWE)					Match
	Game						Game					
	1	2	3	4	5		1	2	3	4	5	
Points won	11	11	12			34	6	4	10			20
Biggest lead	5	7	5			7	-	-	1			1
Points won on own serve	5	7	6			18	3	3	5			11
Points lost on own serve	3	1	5			9	6	4	6			16
Most consecutive points won	3	6	4			6	1	2	5			5
Greatest deficit overcome	-	-	1			1	-	-	-			-
Handedness/Grip	Right/Shakehand						Left/Shakehand					

Game/Match Statistics	Game					Match
	1	2	3	4	5	
Longest rally (strokes)	14	11	16			16
Average rally	5	5	6			5

Game Progress

1	ZHANG Bian (CHN)	0	*1	3	*4	5	*6	7	*9	10	11			
	LUNDBACK Ingela (SWE)	*0	1	*1	2	*3	4	*5	5	*6	6			
2	ZHANG Bian (CHN)	*0	2	*4	6	*6	8	*9	10	11				
	LUNDBACK Ingela (SWE)	0	*0	0	*0	2	*2	3	*4	4				
3	ZHANG Bian (CHN)	0	*1	2	*3	5	*7	8	*9	10	*10	10	*11	12
	LUNDBACK Ingela (SWE)	*0	1	*2	3	*3	3	*4	5	*6	8	*10	10	10

NOTES
The "Greatest deficit overcome" only applies when the player ends up winning the game.

LEGEND
SW Women's Singles * Server



Match Results

LUNDBACK Ingela (SWE) 3-2 ABUAWAD Khetam (JOR)

Game Summary		Match	Game 1	Game 2	Game 3	Game 4	Game 5
LUNDBACK Ingela	SWE	3	7	8	11	11	12
ABUAWAD Khetam	JOR	2	11	11	9	9	10
Duration:		41min	6 min	6 min	7 min	7 min	7 min

Match No : SW5(15) Table : 3

Umpires : KRMEJ Milana (SLO) TICACALA Victor Hugo (ARG)

Player Statistics	LUNDBACK Ingela (SWE)						ABUAWAD Khetam (JOR)					
	Game					Match	Game					Match
	1	2	3	4	5		1	2	3	4	5	
Points won	7	8	11	11	12	49	11	11	9	9	10	50
Biggest lead	1	2	4	2	3	4	4	3	-	4	1	4
Points won on own serve	2	5	4	4	7	22	3	7	3	3	6	22
Points lost on own serve	8	4	6	6	4	28	5	3	7	7	5	27
Most consecutive points won	2	2	4	3	4	4	3	4	4	4	2	4
Greatest deficit overcome	-	-	-	4	1	4	1	2	-	-	-	2
Handedness/Grip	Left/Shakehand						Right/Shakehand					

Game/Match Statistics	Game					Match
	1	2	3	4	5	
Longest rally (strokes)	8	10	11	13	12	13
Average rally	5	5	4	6	4	5

Game Progress

1	LUNDBACK Ingela (SWE)	*0	0	*2	3	*4	5	*6	6	*7	7			
	ABUAWAD Khetam (JOR)	0	*2	2	*3	4	*5	6	*8	9	11			
2	LUNDBACK Ingela (SWE)	0	*1	2	*4	5	*5	7	*7	8	*8	8		
	ABUAWAD Khetam (JOR)	*0	1	*2	2	*3	5	*5	7	*8	10	11		
3	LUNDBACK Ingela (SWE)	*0	2	*4	4	*4	5	*7	8	*9	9	11		
	ABUAWAD Khetam (JOR)	0	*0	0	*2	4	*5	5	*6	7	*9	9		
4	LUNDBACK Ingela (SWE)	0	*0	0	*2	2	*4	5	*7	8	*9	11		
	ABUAWAD Khetam (JOR)	*0	2	*4	4	*6	6	*7	7	*8	9	9		
5	LUNDBACK Ingela (SWE)	*0	1	*2	4	*5	6	*6	7	*8	9	*10	11	12
	ABUAWAD Khetam (JOR)	0	*1	2	*2	3	*4	6	*7	8	*9	10	*10	10

NOTES
The "Greatest deficit overcome" only applies when the player ends up winning the game.

LEGEND
SW Women's Singles * Server



Match Results

ZHANG Bian (CHN) 3-1 GU Gai (CHN)

Game Summary		Match	Game 1	Game 2	Game 3	Game 4	Game 5
ZHANG Bian	CHN	3	11	11	10	11	
GU Gai	CHN	1	5	7	12	7	
Duration:		31min	5 min	7 min	8 min	6 min	

Match No : SW5(16) Table : 1

Umpires : CLARKE Stan (GBR) KARAU Bernhard (GER)

Player Statistics	ZHANG Bian (CHN)					Match	GU Gai (CHN)					Match
	Game						Game					
	1	2	3	4	5		1	2	3	4	5	
Points won	11	11	10	11		43	5	7	12	7		31
Biggest lead	7	4	-	5		7	1	2	3	-		3
Points won on own serve	5	5	5	3		18	2	4	6	2		14
Points lost on own serve	3	3	6	5		17	6	6	5	8		25
Most consecutive points won	8	4	3	3		8	4	4	3	2		4
Greatest deficit overcome	1	2	-	-		2	-	-	-	-		-
Handedness/Grip	Right/Shakehand						Right/Penholder					

Game/Match Statistics	Game					Match
	1	2	3	4	5	
Longest rally (strokes)	10	12	11	18		18
Average rally	5	6	5	6		6

Game Progress

1	ZHANG Bian (CHN)	*0	1	*3	5	*7	8	*8	9	11				
	GU Gai (CHN)	0	*1	1	*1	1	*2	4	*5	5				
2	ZHANG Bian (CHN)	0	*2	2	*2	4	*5	6	*7	9	11			
	GU Gai (CHN)	*0	0	*2	4	*4	5	*6	7	*7	7			
3	ZHANG Bian (CHN)	*0	1	*1	2	*3	4	*6	6	*7	9	*10	10	10
	GU Gai (CHN)	0	*1	3	*4	5	*6	6	*8	9	*9	10	*11	12
4	ZHANG Bian (CHN)	0	*2	2	*4	5	*6	7	*9	10	11			
	GU Gai (CHN)	*0	0	*2	2	*3	4	*5	5	*6	7			

NOTES

The "Greatest deficit overcome" only applies when the player ends up winning the game.

LEGEND

SW Women's Singles * Server



Player Statistics

As of SUN 2 SEP 2012

Players	NPC	Matches				Games				Match Duration	
		Played	Won	Lost	%Won	Played	Won	Lost	%Won	All	Average
ABUAWAD Khetam	JOR	4	2	2	50%	15	9	6	60%	1h48min	27min
Right/Shakehand		Points Won				Points Lost					
C5		Total	Own Serve:	67	Most Consecutive:	10	Total	Own Serve:	63	Most Consecutive:	5
		146	Opp. Serve:	79	GDO:	2	118	Opp. Serve:	55	GLL:	4
BESHO Kimie	JPN	2	1	1	50%	6	3	3	50%	36min	18min
Right/Shakehand		Points Won				Points Lost					
C5		Total	Own Serve:	26	Most Consecutive:	8	Total	Own Serve:	26	Most Consecutive:	3
		54	Opp. Serve:	28	GDO:	1	48	Opp. Serve:	22	GLL:	2
GU Gai	CHN	4	3	1	75%	14	10	4	71%	1h39min	25min
Right/Penholder		Points Won				Points Lost					
C5		Total	Own Serve:	68	Most Consecutive:	8	Total	Own Serve:	58	Most Consecutive:	8
		134	Opp. Serve:	66	GDO:	5	112	Opp. Serve:	54	GLL:	2
HSIAO Shu-Chin	TPE	2	1	1	50%	10	5	5	50%	1h13min	37min
Right/Penholder		Points Won				Points Lost					
C5		Total	Own Serve:	51	Most Consecutive:	5	Total	Own Serve:	46	Most Consecutive:	8
		95	Opp. Serve:	44	GDO:	3	101	Opp. Serve:	55	GLL:	3
JUNG Young-A	KOR	2	1	1	50%	8	5	3	63%	41min	21min
Left/Shakehand		Points Won				Points Lost					
C5		Total	Own Serve:	38	Most Consecutive:	7	Total	Own Serve:	27	Most Consecutive:	7
		71	Opp. Serve:	33	GDO:	2	59	Opp. Serve:	32	GLL:	1
LUNDBACK Ingela	SWE	4	3	1	75%	18	9	9	50%	2h7min	32min
Left/Shakehand		Points Won				Points Lost					
C5		Total	Own Serve:	91	Most Consecutive:	8	Total	Own Serve:	79	Most Consecutive:	6
		170	Opp. Serve:	79	GDO:	4	166	Opp. Serve:	87	GLL:	3
MAKISHI Marta	ARG	2	0	2	0%	6	0	6	0%	30min	15min
Right/Shakehand		Points Won				Points Lost					
C5		Total	Own Serve:	12	Most Consecutive:	2	Total	Own Serve:	33	Most Consecutive:	10
		26	Opp. Serve:	14	GDO:	0	66	Opp. Serve:	33	GLL:	1
NARDELLI Maria	ITA	2	0	2	0%	6	0	6	0%	33min	17min
Right/Shakehand		Points Won				Points Lost					
C5		Total	Own Serve:	20	Most Consecutive:	3	Total	Own Serve:	32	Most Consecutive:	5
		39	Opp. Serve:	19	GDO:	0	66	Opp. Serve:	34	GLL:	2
PASSOS Maria	BRA	2	0	2	0%	6	0	6	0%	23min	12min
Right/Shakehand		Points Won				Points Lost					
C5		Total	Own Serve:	10	Most Consecutive:	2	Total	Own Serve:	30	Most Consecutive:	10
		19	Opp. Serve:	9	GDO:	0	66	Opp. Serve:	36	GLL:	2
WEI Mei-Hui	TPE	2	1	1	50%	6	3	3	50%	38min	19min
Right/Penholder		Points Won				Points Lost					
C5		Total	Own Serve:	28	Most Consecutive:	5	Total	Own Serve:	27	Most Consecutive:	8
		54	Opp. Serve:	26	GDO:	1	54	Opp. Serve:	27	GLL:	5

LEGEND	GDO Greatest deficit overcome	GLL Greatest lead lost	Opp. Opponent's
---------------	--------------------------------------	-------------------------------	------------------------



Table Tennis

Women's Singles - Class 5



Player Statistics

As of SUN 2 SEP 2012

Players	NPC	Matches				Games				Match Duration	
		Played	Won	Lost	%Won	Played	Won	Lost	%Won	All	Average
WONG Pui Yi	HKG	2	0	2	0%	10	4	6	40%	1h19min	40min
Right/Shakehand C5		Points Won				Points Lost					
		Total	Own Serve:	49	Most Consecutive:	5	Total	Own Serve:	50	Most Consecutive:	6
		93	Opp. Serve:	44	GDO:	2	106	Opp. Serve:	56	GLL:	3
ZHANG Bian	CHN	4	4	0	100%	15	12	3	80%	1h31min	23min
Right/Shakehand C5		Points Won				Points Lost					
		Total	Own Serve:	80	Most Consecutive:	10	Total	Own Serve:	47	Most Consecutive:	5
		157	Opp. Serve:	77	GDO:	2	96	Opp. Serve:	49	GLL:	1

NOTES
The "Greatest deficit overcome" only applies when the player ends up winning the game and "Greatest lead lost" only when losing.

LEGEND
GDO Greatest deficit overcome **GLL** Greatest lead lost **Opp.** Opponent's



Tournament Statistics

As of SUN 2 SEP 2012

Statistics	Preliminaries	Semifinals	Finals	Total
Matches Total	12	2	2	16
Game Margin: 3:0	8 67%	1 50%		9 56%
3:1		1 50%	1 50%	2 13%
3:2	4 33%		1 50%	5 31%
Invalid Results Mark				
Duration: Total	4h28min	49min	1h12min	6h29min
Longest	43min	29min	41min	43min
Shortest	11min	20min	31min	11min
Average	22min	25min	36min	24min
Games Total	44	7	9	60
Point Margin 11				
10	2 5%			2 3%
9	2 5%			2 3%
8	4 9%			4 7%
7	3 7%	2 29%		5 8%
6	6 14%	2 29%	1 11%	9 15%
5	7 16%	1 14%		8 13%
4	5 11%		3 33%	8 13%
3	4 9%		1 11%	5 8%
2	11 25%	2 29%	4 44%	17 28%
Invalid Results Mark				
Duration: Total	3h40min	40min	59min	5h19min
Longest	10min	7min	8min	10min
Shortest	3min	4min	5min	3min
Average	5min	6min	7min	5min
Points Total	764	121	173	1058
per game	17.36	17.29	19.22	17.63
Most consecutive won	10	6	8	10
Greatest deficit overcome	5	1	4	5
Longest rally	67	21	18	67
Average rally	5	6	5	5

NOTES

The "Greatest deficit overcome" only applies when the player ends up winning the game.



Table Tennis

Women's Singles - Class 6



Entry List by Event

As of FRI 24 AUG 2012

NPC	How Qualified	Name	Date of Birth
AUS - Australia	QI (10)	McDONNELL Rebecca	2 DEC 1986
GER - Germany	QL (4)	GREBE Stephanie	24 SEP 1987
KOR - Republic of Korea	QL (9)	JANG Eun Bong	22 MAY 1954
POL - Poland	QL (6)	EIGNER Alicja	18 APR 1958
	QL (5)	MARSZAL Katarzyna	18 JUN 1985
RUS - Russian Federation	QL (1)	CHEBANIKA Raisa	5 JUL 1964
UKR - Ukraine	QL (3)	KHODZYNSKA Antonina	1 AUG 1983
	QR (2)	KLYMENKO Yuliya	25 AUG 1986

NOTES

All changes are available in INFO.
(nnn) in "How Qualified" represents the player's singles world ranking as of July 2012.

LEGEND

QI Qualification by Invitation **QL** Qualification by Ranking List **QR** Regional Qualification



Draw

GROUP A

Rk	Name	NPC	UKR	RUS	POL	KOR	Match Points
1	KHODZYNSKA Antonina	UKR		3:1 (8:11, 11:8, 11:7, 11:5)	3:1 (11:8, 5:11, 11:7, 11:7)	3:0 (11:7, 11:7, 11:5)	6
2	CHEBANIKAI Raisa	RUS	1:3 (11:8, 8:11, 7:11, 5:11)		3:0 (11:7, 11:7, 11:5)	3:1 (11:13, 12:10, 11:4, 11:4)	5
3	MARSZAL Katarzyna	POL	1:3 (8:11, 11:5, 7:11, 7:11)	0:3 (7:11, 7:11, 5:11)		3:0 (12:10, 11:4, 11:9)	4
4	JANG Eun Bong	KOR	0:3 (7:11, 7:11, 5:11)	1:3 (13:11, 10:12, 4:11, 4:11)	0:3 (10:12, 4:11, 9:11)		3

GROUP B

Rk	Name	NPC	UKR	GER	POL	AUS	Match Points
1	KLYMENKO Yuliya	UKR		3:1 (15:13, 8:11, 11:9, 12:10)	3:0 (11:3, 11:6, 11:3)	3:0 (11:3, 11:3, 11:6)	6
2	GREBE Stephanie	GER	1:3 (13:15, 11:8, 9:11, 10:12)		3:1 (11:9, 11:8, 9:11, 11:7)	3:0 (11:5, 11:1, 11:4)	5
3	EIGNER Alicja	POL	0:3 (3:11, 6:11, 3:11)	1:3 (9:11, 8:11, 11:9, 7:11)		3:0 (11:9, 11:9, 11:8)	4
4	McDONNELL Rebecca	AUS	0:3 (3:11, 3:11, 6:11)	0:3 (5:11, 1:11, 4:11)	0:3 (9:11, 9:11, 8:11)		3

Qualification rule:

First and Second from each group will qualify for the Semifinals.

LEGEND

Rk Rank



Draw

QUALIFIED FROM GROUPS				
Group	Rk	Name	NPC	Match Points
A	1	KHODZYNSKA Antonina	UKR	6
B	1	KLYMENKO Yuliya	UKR	6
A	2	CHEBANIKAI Raisa	RUS	5
B	2	GREBE Stephanie	GER	5

Semifinals	NPC Code	Finals
------------	----------	--------



LEGEND	
Rk	Rank



Match Results

CHEBANIKA Raisa (RUS) 3-1 JANG Eun Bong (KOR)

Game Summary		Match	Game 1	Game 2	Game 3	Game 4	Game 5
CHEBANIKA Raisa	RUS	3	11	12	11	11	
JANG Eun Bong	KOR	1	13	10	4	4	
Duration:		26min	7 min	7 min	5 min	4 min	

Match No : SW6(9) Table : 8

Umpires : BROWN David (GBR) ABDEL NASSER Gamal (EGY)

Player Statistics	CHEBANIKA Raisa (RUS)					Match	JANG Eun Bong (KOR)					Match
	Game						Game					
	1	2	3	4	5		1	2	3	4	5	
Points won	11	12	11	11		45	13	10	4	4		31
Biggest lead	3	2	7	8		8	3	2	-	-		3
Points won on own serve	4	6	6	7		23	5	5	2	4		16
Points lost on own serve	8	5	2	0		15	7	6	5	4		22
Most consecutive points won	3	4	4	6		6	6	2	1	2		6
Greatest deficit overcome	-	2	-	-		2	3	-	-	-		3
Handedness/Grip	Right/Shakehand						Right/Shakehand					

Game/Match Statistics	Game					Match
	1	2	3	4	5	
Longest rally (strokes)	18	17	12	18		18
Average rally	6	6	5	5		6

Game Progress

1	CHEBANIKA Raisa (RUS)	*0	1	*3	4	*4	4	*5	6	*8	9	*10	10	*11	11	11
	JANG Eun Bong (KOR)	0	*1	1	*2	4	*6	7	*8	8	*9	10	*11	11	*12	13
2	CHEBANIKA Raisa (RUS)	0	*1	2	*2	4	*5	5	*6	8	*10	10	*11	12		
	JANG Eun Bong (KOR)	*0	1	*2	4	*4	5	*7	8	*8	8	*10	10	10		
3	CHEBANIKA Raisa (RUS)	*0	2	*3	4	*6	8	*9	10	11						
	JANG Eun Bong (KOR)	0	*0	1	*2	2	*2	3	*4	4						
4	CHEBANIKA Raisa (RUS)	0	*1	3	*4	6	*8	10	*10	11						
	JANG Eun Bong (KOR)	*0	1	*1	2	*2	2	*2	4	4						

NOTES

The "Greatest deficit overcome" only applies when the player ends up winning the game.

LEGEND

SW Women's Singles * Server



Match Results

KHODZYNSKA Antonina (UKR) 3-1 MARSZAL Katarzyna (POL)

Game Summary		Match	Game 1	Game 2	Game 3	Game 4	Game 5
KHODZYNSKA Antonina	UKR	3	11	5	11	11	
MARSZAL Katarzyna	POL	1	8	11	7	7	
Duration:		21min	5 min	4 min	4 min	4 min	

Match No : SW6(10) Table : 4

Umpires : ZHANG Yingqiu (CHN) MONTFORT Neil (AUS)

Player Statistics	KHODZYNSKA Antonina (UKR)					Match	MARSZAL Katarzyna (POL)					Match
	Game						Game					
	1	2	3	4	5		1	2	3	4	5	
Points won	11	5	11	11		38	8	11	7	7		33
Biggest lead	3	-	4	4		4	2	6	-	-		6
Points won on own serve	3	4	7	5		19	2	7	4	4		17
Points lost on own serve	6	4	3	3		16	8	1	4	6		19
Most consecutive points won	3	2	2	4		4	2	4	2	4		4
Greatest deficit overcome	2	-	-	-		2	-	-	-	-		-
Handedness/Grip	Right/Shakehand						Right/Shakehand					

Game/Match Statistics	Game					Match
	1	2	3	4	5	
Longest rally (strokes)	15	9	14	11		15
Average rally	6	6	5	6		6

Game Progress

1	KHODZYNSKA Antonina (UKR)	*0 0 *2 2 *4 5 7 *8 9 *10 11
	MARSZAL Katarzyna (POL)	0 *2 2 *4 4 *5 *5 6 *7 8 8
2	KHODZYNSKA Antonina (UKR)	0 *0 1 *2 3 *3 4 *4 5
	MARSZAL Katarzyna (POL)	*0 2 *3 4 *5 7 *8 10 11
3	KHODZYNSKA Antonina (UKR)	*0 2 *3 4 *5 6 *7 8 *9 11
	MARSZAL Katarzyna (POL)	0 *0 1 *2 3 *4 5 *6 7 7
4	KHODZYNSKA Antonina (UKR)	0 *2 4 *5 5 *5 7 *9 10 11
	MARSZAL Katarzyna (POL)	*0 0 *0 1 *3 5 *5 5 *6 7

NOTES

The "Greatest deficit overcome" only applies when the player ends up winning the game.

LEGEND

SW Women's Singles * Server



Match Results

KHODZYNSKA Antonina (UKR) 3-1 CHEBANIKAI Raisa (RUS)

Game Summary		Match	Game 1	Game 2	Game 3	Game 4	Game 5
KHODZYNSKA Antonina	UKR	3	8	11	11	11	
CHEBANIKAI Raisa	RUS	1	11	8	7	5	
Duration:		25min	5 min	5 min	5 min	5 min	

Match No : SW6(6) Table : 4

Umpires : MONTFORT Neil (AUS) ZHANG Yingqiu (CHN)

Player Statistics	KHODZYNSKA Antonina (UKR)					Match	CHEBANIKAI Raisa (RUS)					Match
	Game						Game					
	1	2	3	4	5		1	2	3	4	5	
Points won	8	11	11	11		41	11	8	7	5		31
Biggest lead	-	4	4	6		6	4	2	3	2		4
Points won on own serve	3	5	4	5		17	5	3	3	2		13
Points lost on own serve	6	5	4	3		18	5	6	7	6		24
Most consecutive points won	2	5	4	6		6	3	3	3	3		3
Greatest deficit overcome	-	2	3	2		3	-	-	-	-		-
Handedness/Grip	Right/Shakehand						Right/Shakehand					

Game/Match Statistics	Game					Match
	1	2	3	4	5	
Longest rally (strokes)	14	26	24	20		26
Average rally	7	8	10	7		8

Game Progress

1	KHODZYNSKA Antonina (UKR)	0	*0	1	*2	2	*3	4	*6	7	*8	8
	CHEBANIKAI Raisa (RUS)	*0	2	*3	4	*6	7	*8	8	*9	10	11
2	KHODZYNSKA Antonina (UKR)	*0	0	*2	3	*4	5	*7	9	*9	10	11
	CHEBANIKAI Raisa (RUS)	0	*2	2	*3	4	*5	5	*5	7	*8	8
3	KHODZYNSKA Antonina (UKR)	0	*1	1	*2	4	*5	6	*8	9	11	
	CHEBANIKAI Raisa (RUS)	*0	1	*3	4	*4	5	*6	6	*7	7	
4	KHODZYNSKA Antonina (UKR)	*0	1	*1	2	*4	5	*7	9	11		
	CHEBANIKAI Raisa (RUS)	0	*1	3	*4	4	*5	5	*5	5		

NOTES

The "Greatest deficit overcome" only applies when the player ends up winning the game.

LEGEND

SW Women's Singles * Server



Match Results

MARSZAL Katarzyna (POL) 3-0 JANG Eun Bong (KOR)

Game Summary		Match	Game 1	Game 2	Game 3	Game 4	Game 5
MARSZAL Katarzyna	POL	3	12	11	11		
JANG Eun Bong	KOR	0	10	4	9		
Duration:		18min	7 min	4 min	5 min		

Match No : SW6(5) Table : 2

Umpires : PAYNE Michael (GBR) SUTCLIFFE Russell (GBR)

Player Statistics	MARSZAL Katarzyna (POL)					Match	JANG Eun Bong (KOR)					Match
	Game						Game					
	1	2	3	4	5		1	2	3	4	5	
Points won	12	11	11			34	10	4	9			23
Biggest lead	2	7	3			7	4	-	-			4
Points won on own serve	6	6	5			17	5	2	4			11
Points lost on own serve	5	2	5			12	6	5	6			17
Most consecutive points won	6	5	3			6	4	2	3			4
Greatest deficit overcome	4	-	-			4	-	-	-			-
Handedness/Grip	Right/Shakehand						Right/Shakehand					

Game/Match Statistics	Game					Match
	1	2	3	4	5	
Longest rally (strokes)	12	9	11			12
Average rally	5	3	5			5

Game Progress

1	MARSZAL Katarzyna (POL)	0	*0	1	*2	4	*4	4	*6	6	*8	10	*11	12
	JANG Eun Bong (KOR)	*0	2	*3	4	*4	6	*8	8	*10	10	*10	10	10
2	MARSZAL Katarzyna (POL)	*0	2	*3	4	*5	6	*8	10	11				
	JANG Eun Bong (KOR)	0	*0	1	*2	3	*4	4	*4	4				
3	MARSZAL Katarzyna (POL)	0	*1	3	*4	4	*6	7	*7	8	*10	11		
	JANG Eun Bong (KOR)	*0	1	*1	2	*4	4	*5	7	*8	8	9		

NOTES
The "Greatest deficit overcome" only applies when the player ends up winning the game.

LEGEND
SW Women's Singles * Server



Match Results

CHEBANIKA Raisa (RUS) 3-0 MARSZAL Katarzyna (POL)

Game Summary		Match	Game 1	Game 2	Game 3	Game 4	Game 5
CHEBANIKA Raisa	RUS	3	11	11	11		
MARSZAL Katarzyna	POL	0	7	7	5		
Duration:		20min	5 min	5 min	5 min		

Match No : SW6(1) Table : 8

Umpires : EIKMANS Angelo (NED) CLARKE Stan (GBR)

Player Statistics	CHEBANIKA Raisa (RUS)					Match	MARSZAL Katarzyna (POL)					Match
	Game						Game					
	1	2	3	4	5		1	2	3	4	5	
Points won	11	11	11			33	7	7	5			19
Biggest lead	4	5	7			7	2	-	-			2
Points won on own serve	6	5	6			17	6	2	3			11
Points lost on own serve	2	5	2			9	4	6	5			15
Most consecutive points won	3	2	3			3	2	2	2			2
Greatest deficit overcome	2	-	-			2	-	-	-			-
Handedness/Grip	Right/Shakehand						Right/Shakehand					

Game/Match Statistics	Game					Match
	1	2	3	4	5	
Longest rally (strokes)	13	14	13			14
Average rally	6	6	7			6

Game Progress

1	CHEBANIKA Raisa (RUS)	0	*0	3	*4	5	*6	7	*8	10	11
	MARSZAL Katarzyna (POL)	*0	2	*1	2	*3	4	*5	6	*6	7
2	CHEBANIKA Raisa (RUS)	*0	1	*3	4	*5	6	*8	9	*10	11
	MARSZAL Katarzyna (POL)	0	*1	1	*2	3	*4	4	*5	6	7
3	CHEBANIKA Raisa (RUS)	0	*2	3	*4	6	*7	9	*10	11	
	MARSZAL Katarzyna (POL)	*0	0	*1	2	*2	3	*3	4	5	

NOTES

The "Greatest deficit overcome" only applies when the player ends up winning the game.

LEGEND

SW Women's Singles * Server



Match Results

KHODZYNSKA Antonina (UKR) 3-0 JANG Eun Bong (KOR)

Game Summary		Match	Game 1	Game 2	Game 3	Game 4	Game 5
KHODZYNSKA Antonina	UKR	3	11	11	11		
JANG Eun Bong	KOR	0	7	7	5		
Duration:		21min	5 min	5 min	5 min		

Match No : SW6(2) Table : 4

Umpires : KARSHTEDT Yelena (USA) TAMURA Nagako (JPN)

Player Statistics	KHODZYNSKA Antonina (UKR)					Match	JANG Eun Bong (KOR)					Match
	Game						Game					
	1	2	3	4	5		1	2	3	4	5	
Points won	11	11	11			33	7	7	5			19
Biggest lead	5	4	6			6	1	3	-			3
Points won on own serve	6	6	5			17	3	5	2			10
Points lost on own serve	4	2	3			9	5	5	6			16
Most consecutive points won	3	5	3			5	2	3	2			3
Greatest deficit overcome	1	3	-			3	-	-	-			-
Handedness/Grip	Right/Shakehand						Right/Shakehand					

Game/Match Statistics	Game					Match
	1	2	3	4	5	
Longest rally (strokes)	13	17	13			17
Average rally	4	5	6			5

Game Progress

1	KHODZYNSKA Antonina (UKR)	*0	1	*3	3	*4	6	*7	9	*10	11
	JANG Eun Bong (KOR)	0	*1	1	*3	4	*4	5	*5	6	7
2	KHODZYNSKA Antonina (UKR)	0	*0	1	*2	4	*5	6	*7	9	11
	JANG Eun Bong (KOR)	*0	2	*3	4	*4	5	*6	7	*7	7
3	KHODZYNSKA Antonina (UKR)	*0	2	*3	4	*5	6	*8	9	11	
	JANG Eun Bong (KOR)	0	*0	1	*2	3	*4	4	*5	5	

NOTES
The "Greatest deficit overcome" only applies when the player ends up winning the game.

LEGEND
SW Women's Singles * Server



Match Results

KLYMENKO Yuliya (UKR) 3-0 McDONNELL Rebecca (AUS)

Game Summary		Match	Game 1	Game 2	Game 3	Game 4	Game 5
KLYMENKO Yuliya	UKR	3	11	11	11		
McDONNELL Rebecca	AUS	0	3	3	6		
Duration:		15min	4 min	4 min	4 min		

Match No : SW6(11) Table : 6

Umpires : SUTCLIFFE Russell (GBR) PAYNE Michael (GBR)

Player Statistics	KLYMENKO Yuliya (UKR)					Match	McDONNELL Rebecca (AUS)					Match
	Game						Game					
	1	2	3	4	5		1	2	3	4	5	
Points won	11	11	11			33	3	3	6			12
Biggest lead	8	8	5			8	-	-	-			-
Points won on own serve	5	4	8			17	0	1	5			6
Points lost on own serve	3	2	1			6	6	7	3			16
Most consecutive points won	7	8	3			8	1	2	2			2
Greatest deficit overcome	-	-	-			-	-	-	-			-
Handedness/Grip	Left/Shakehand						Left/Shakehand					

Game/Match Statistics	Game					Match
	1	2	3	4	5	
Longest rally (strokes)	20	9	12			20
Average rally	6	5	5			5

Game Progress

1	KLYMENKO Yuliya (UKR)	0	1	*3	4	*6	8	*10	11		
	McDONNELL Rebecca (AUS)	*0	*1	1	*2	2	*2	2	3		
2	KLYMENKO Yuliya (UKR)	0	*2	2	*3	5	*7	9	11		
	McDONNELL Rebecca (AUS)	*0	0	*2	3	*3	3	*3	3		
3	KLYMENKO Yuliya (UKR)	*0	2	*3	5	*5	6	*7	9	*10	11
	McDONNELL Rebecca (AUS)	0	*0	1	*1	3	*4	5	*5	6	6

NOTES
The "Greatest deficit overcome" only applies when the player ends up winning the game.

LEGEND
SW Women's Singles * Server



Match Results

GREBE Stephanie (GER) 3-1 EIGNER Alicja (POL)

Game Summary		Match	Game 1	Game 2	Game 3	Game 4	Game 5
GREBE Stephanie	GER	3	11	11	9	11	
EIGNER Alicja	POL	1	9	8	11	7	
Duration:		24min	5 min	5 min	6 min	5 min	

Match No : SW6(12) Table : 2

Umpires : FRASER Margot (GBR) le PAGE Tim (GBR)

Player Statistics	GREBE Stephanie (GER)					Match	EIGNER Alicja (POL)					Match
	Game						Game					
	1	2	3	4	5		1	2	3	4	5	
Points won	11	11	9	11		42	9	8	11	7		35
Biggest lead	3	3	4	4		4	4	1	2	-		4
Points won on own serve	7	4	5	7		23	6	3	6	6		21
Points lost on own serve	3	5	5	1		14	4	7	4	4		19
Most consecutive points won	7	3	4	3		7	4	3	5	3		5
Greatest deficit overcome	4	1	-	-		4	-	-	4	-		4
Handedness/Grip	Right/Shakehand						Left/Shakehand					

Game/Match Statistics	Game					Match
	1	2	3	4	5	
Longest rally (strokes)	6	15	11	6		15
Average rally	3	4	5	3		4

Game Progress

1	GREBE Stephanie (GER)	*0	0	*0	2	*2	4	*6	8	*9	10	11
	EIGNER Alicja (POL)	0	*2	4	*4	6	*6	6	*6	7	*8	9
2	GREBE Stephanie (GER)	0	*1	2	*3	4	*6	7	*8	8	*10	11
	EIGNER Alicja (POL)	*0	1	*2	3	*4	4	*5	6	*8	8	8
3	GREBE Stephanie (GER)	*0	2	*4	4	*4	6	*7	8	*9	9	9
	EIGNER Alicja (POL)	0	*0	0	*2	4	*4	5	*6	7	*9	11
4	GREBE Stephanie (GER)	0	*2	3	*3	5	*5	7	*8	10	11	
	EIGNER Alicja (POL)	*0	0	*1	3	*3	5	*5	6	*6	7	

NOTES

The "Greatest deficit overcome" only applies when the player ends up winning the game.

LEGEND

SW Women's Singles * Server



Match Results

KLYMENKO Yuliya (UKR) 3-1 GREBE Stephanie (GER)

Game Summary		Match	Game 1	Game 2	Game 3	Game 4	Game 5
KLYMENKO Yuliya	UKR	3	15	8	11	12	
GREBE Stephanie	GER	1	13	11	9	10	
Duration:		29min	7 min	5 min	5 min	6 min	

Match No : SW6(8) Table : 4

Umpires : ATTOOR Satheese (IND) DEMARIO Leonor (BRA)

Player Statistics	KLYMENKO Yuliya (UKR)					Match	GREBE Stephanie (GER)					Match
	Game						Game					
	1	2	3	4	5		1	2	3	4	5	
Points won	15	8	11	12		46	13	11	9	10		43
Biggest lead	2	4	2	4		4	5	3	2	2		5
Points won on own serve	7	4	5	7		23	6	6	4	6		22
Points lost on own serve	7	5	5	4		21	8	4	6	5		23
Most consecutive points won	4	4	4	5		5	5	5	3	6		6
Greatest deficit overcome	5	-	2	2		5	-	4	-	-		4
Handedness/Grip	Left/Shakehand						Right/Shakehand					

Game/Match Statistics	Game					Match
	1	2	3	4	5	
Longest rally (strokes)	11	13	8	12		13
Average rally	4	4	4	5		5

Game Progress

1	KLYMENKO Yuliya (UKR)	*0	1	*2	2	*2	3	*4	6	*7	9	*10	10	*11	11	*12	12	*13	14
	GREBE Stephanie (GER)	0	*1	2	*4	6	*7	8	*8	9	*9	10	*11	11	*12	12	*13	13	*13
		15																	
		13																	
2	KLYMENKO Yuliya (UKR)	0	*2	4	*4	4	*5	7	*7	7	*8	8							
	GREBE Stephanie (GER)	*0	0	*0	2	*4	5	*5	7	*9	10	11							
3	KLYMENKO Yuliya (UKR)	*0	1	*1	3	*3	5	*7	7	*9	9	11							
	GREBE Stephanie (GER)	0	*1	3	*3	5	*5	5	*7	7	*9	9							
4	KLYMENKO Yuliya (UKR)	0	*0	1	*3	4	*6	8	*8	8	*8	10	*11	12					
	GREBE Stephanie (GER)	*0	2	*3	3	*4	4	*4	6	*8	10	*10	10	10					

NOTES
The "Greatest deficit overcome" only applies when the player ends up winning the game.

LEGEND
SW Women's Singles * Server



Match Results

EIGNER Alicja (POL) 3-0 McDONNELL Rebecca (AUS)

Game Summary		Match	Game 1	Game 2	Game 3	Game 4	Game 5
EIGNER Alicja	POL	3	11	11	11		
McDONNELL Rebecca	AUS	0	9	9	8		
Duration:		21min	6 min	5 min	5 min		

Match No : SW6(7) Table : 2

Umpires : FOOTE Ben (GBR) EDWARDS David (GBR)

Player Statistics	EIGNER Alicja (POL)					Match	McDONNELL Rebecca (AUS)					Match
	Game						Game					
	1	2	3	4	5		1	2	3	4	5	
Points won	11	11	11			33	9	9	8			26
Biggest lead	2	4	4			4	3	-	-			3
Points won on own serve	6	6	5			17	5	5	4			14
Points lost on own serve	4	4	4			12	5	5	6			16
Most consecutive points won	4	3	3			4	2	3	2			3
Greatest deficit overcome	3	-	-			3	-	-	-			-
Handedness/Grip	Left/Shakehand						Left/Shakehand					

Game/Match Statistics	Game					Match
	1	2	3	4	5	
Longest rally (strokes)	12	11	11			12
Average rally	5	5	3			4

Game Progress

1	EIGNER Alicja (POL)	0	*1	1	*2	3	*4	6	*6	8	*10	11
	McDONNELL Rebecca (AUS)	*0	1	*3	4	*5	6	*6	8	*8	8	9
2	EIGNER Alicja (POL)	*0	2	*3	4	*5	7	*7	8	*9	9	11
	McDONNELL Rebecca (AUS)	0	*0	1	*2	3	*3	5	*6	7	*9	9
3	EIGNER Alicja (POL)	0	*2	2	*4	5	*6	7	*8	10	*10	11
	McDONNELL Rebecca (AUS)	*0	0	*2	2	*3	4	*5	6	*6	8	8

NOTES

The "Greatest deficit overcome" only applies when the player ends up winning the game.

LEGEND

SW Women's Singles * Server



Match Results

KLYMENKO Yuliya (UKR) 3-0 EIGNER Alicja (POL)

Game Summary		Match	Game 1	Game 2	Game 3	Game 4	Game 5
KLYMENKO Yuliya	UKR	3	11	11	11		
EIGNER Alicja	POL	0	3	6	3		
Duration:		16min	4 min	5 min	4 min		

Match No : SW6(3) Table : 6

Umpires : GOULDEN David (GBR) HIGGINS Peter (GBR)

Player Statistics	KLYMENKO Yuliya (UKR)					Match	EIGNER Alicja (POL)					Match
	Game						Game					
	1	2	3	4	5		1	2	3	4	5	
Points won	11	11	11			33	3	6	3			12
Biggest lead	8	5	8			8	-	-	1			1
Points won on own serve	6	5	7			18	1	3	2			6
Points lost on own serve	2	3	1			6	5	6	4			15
Most consecutive points won	7	5	7			7	1	3	2			3
Greatest deficit overcome	-	-	1			1	-	-	-			-
Handedness/Grip	Left/Shakehand						Left/Shakehand					

Game/Match Statistics	Game					Match
	1	2	3	4	5	
Longest rally (strokes)	12	25	17			25
Average rally	5	7	6			6

Game Progress

1	KLYMENKO Yuliya (UKR)	*0	1	*3	5	*7	8	*9	11		
	EIGNER Alicja (POL)	0	*1	1	*1	1	*2	3	3		
2	KLYMENKO Yuliya (UKR)	0	*2	3	*3	4	*6	8	*9	10	11
	EIGNER Alicja (POL)	*0	0	*1	3	*4	4	*4	5	*6	6
3	KLYMENKO Yuliya (UKR)	*0	1	*2	4	*5	7	*9	11		
	EIGNER Alicja (POL)	0	*1	2	*2	3	*3	3	3		

NOTES

The "Greatest deficit overcome" only applies when the player ends up winning the game.

LEGEND

SW Women's Singles * Server



Match Results

GREBE Stephanie (GER) 3-0 McDONNELL Rebecca (AUS)

Game Summary		Match	Game 1	Game 2	Game 3	Game 4	Game 5
GREBE Stephanie	GER	3	11	11	11		
McDONNELL Rebecca	AUS	0	5	1	4		
Duration:		14min	4 min	3 min	4 min		

Match No : SW6(4) Table : 2

Umpires : BALGHAITH Alawi (QAT) SHERRATT Derek (GBR)

Player Statistics	GREBE Stephanie (GER)					Match	McDONNELL Rebecca (AUS)					Match
	Game						Game					
	1	2	3	4	5		1	2	3	4	5	
Points won	11	11	11			33	5	1	4			10
Biggest lead	6	10	7			10	1	-	-			1
Points won on own serve	5	6	7			18	2	1	3			6
Points lost on own serve	3	0	1			4	6	5	4			15
Most consecutive points won	5	7	4			7	2	1	2			2
Greatest deficit overcome	1	-	-			1	-	-	-			-
Handedness/Grip	Right/Shakehand						Left/Shakehand					

Game/Match Statistics	Game					Match
	1	2	3	4	5	
Longest rally (strokes)	8	8	6			8
Average rally	5	3	3			4

Game Progress

1	GREBE Stephanie (GER)	*0	1	*2	4	*6	6	*8	10	11
	McDONNELL Rebecca (AUS)	0	*1	2	*2	2	*4	4	*4	5
2	GREBE Stephanie (GER)	0	*2	4	*5	7	*9	11		
	McDONNELL Rebecca (AUS)	*0	0	*0	1	*1	1	1		
3	GREBE Stephanie (GER)	*0	2	*3	4	*5	7	*8	10	11
	McDONNELL Rebecca (AUS)	0	*0	1	*2	3	*3	4	*4	4

NOTES

The "Greatest deficit overcome" only applies when the player ends up winning the game.

LEGEND

SW Women's Singles * Server



Match Results

KHODZYNSKA Antonina (UKR) 3-0 GREBE Stephanie (GER)

Game Summary		Match	Game 1	Game 2	Game 3	Game 4	Game 5
KHODZYNSKA Antonina	UKR	3	11	11	11		
GREBE Stephanie	GER	0	7	4	7		
Duration:		19min	4 min	4 min	4 min		

Match No : SW6(13) Table : 2

Umpires : SUTCLIFFE Russell (GBR) SHERRATT Derek (GBR)

Player Statistics	KHODZYNSKA Antonina (UKR)					Match	GREBE Stephanie (GER)					Match
	Game						Game					
	1	2	3	4	5		1	2	3	4	5	
Points won	11	11	11			33	7	4	7			18
Biggest lead	4	7	4			7	3	-	3			3
Points won on own serve	7	4	5			16	4	1	2			7
Points lost on own serve	3	3	5			11	4	7	6			17
Most consecutive points won	7	4	4			7	4	1	2			4
Greatest deficit overcome	3	-	3			3	-	-	-			-
Handedness/Grip	Right/Shakehand						Right/Shakehand					

Game/Match Statistics	Game					Match
	1	2	3	4	5	
Longest rally (strokes)	12	7	17			17
Average rally	5	4	7			5

Game Progress

1	KHODZYNSKA Antonina (UKR)	*0	1	*2	3	*3	4	*5	7	*9	11
	GREBE Stephanie (GER)	0	*1	2	*3	5	*6	7	*7	7	7
2	KHODZYNSKA Antonina (UKR)	0	*1	2	*4	5	*7	8	*10	11	
	GREBE Stephanie (GER)	*0	1	*2	2	*3	3	*4	4	4	
3	KHODZYNSKA Antonina (UKR)	*0	0	*1	2	*4	5	*7	8	*9	11
	GREBE Stephanie (GER)	0	*2	3	*4	4	*5	5	*6	7	7

NOTES

The "Greatest deficit overcome" only applies when the player ends up winning the game.

LEGEND

SW Women's Singles * Server



Match Results

CHEBANIKA Raisa (RUS) 3-2 KLYMENKO Yuliya (UKR)

Game Summary		Match	Game 1	Game 2	Game 3	Game 4	Game 5
CHEBANIKA Raisa	RUS	3	11	11	11	3	11
KLYMENKO Yuliya	UKR	2	13	9	7	11	8
Duration:		42min	8 min	6 min	6 min	4 min	8 min

Match No : SW6(14) Table : 4

Umpires : REYNOLDS Mick (GBR) WILLIAMS Jackie (GBR)

Player Statistics	CHEBANIKA Raisa (RUS)						KLYMENKO Yuliya (UKR)					
	Game					Match	Game					Match
	1	2	3	4	5		1	2	3	4	5	
Points won	11	11	11	3	11	47	13	9	7	11	8	48
Biggest lead	4	2	6	-	3	6	2	3	2	8	2	8
Points won on own serve	4	9	6	2	6	27	5	8	3	7	4	27
Points lost on own serve	8	1	4	4	4	21	7	2	5	1	5	20
Most consecutive points won	5	4	8	1	3	8	4	2	3	5	2	5
Greatest deficit overcome	-	3	2	-	2	3	4	-	-	-	-	4
Handedness/Grip	Right/Shakehand						Left/Shakehand					

Game/Match Statistics	Game					Match
	1	2	3	4	5	
Longest rally (strokes)	32	46	22	22	88	88
Average rally	11	8	9	8	14	10

Game Progress

1	CHEBANIKA Raisa (RUS)	*0	2	*3	3	*4	6	*8	8	*9	9	*10	10	*11	11	11
	KLYMENKO Yuliya (UKR)	0	*0	1	*3	4	*4	4	*6	7	*9	10	*11	11	*12	13
2	CHEBANIKA Raisa (RUS)	0	*0	2	*2	4	*4	5	*6	8	*9	11				
	KLYMENKO Yuliya (UKR)	*0	2	*2	4	*4	6	*7	8	*8	9	9				
3	CHEBANIKA Raisa (RUS)	*0	1	*2	2	*4	6	*8	10	*10	11					
	KLYMENKO Yuliya (UKR)	0	*1	2	*4	4	*4	4	*4	6	7					
4	CHEBANIKA Raisa (RUS)	0	*0	1	*1	2	*3	3	3							
	KLYMENKO Yuliya (UKR)	*0	2	*3	5	*6	7	*9	11							
5	CHEBANIKA Raisa (RUS)	*0	1	*2	3	*3	4	*6	7	*8	10	11				
	KLYMENKO Yuliya (UKR)	0	*1	2	*3	5	*6	6	*7	8	*8	8				

NOTES
The "Greatest deficit overcome" only applies when the player ends up winning the game.

LEGEND
SW Women's Singles * Server



Match Results

KLYMENKO Yuliya (UKR) 3-1 GREBE Stephanie (GER)

Game Summary		Match	Game 1	Game 2	Game 3	Game 4	Game 5
KLYMENKO Yuliya	UKR	3	11	7	11	11	
GREBE Stephanie	GER	1	9	11	5	9	
Duration:		28min	6 min	5 min	5 min	7 min	

Match No : SW6(15) Table : 4

Umpires : PAYNE Michael (GBR) HIGGINS Peter (GBR)

Player Statistics	KLYMENKO Yuliya (UKR)					Match	GREBE Stephanie (GER)					Match
	Game						Game					
	1	2	3	4	5		1	2	3	4	5	
Points won	11	7	11	11		40	9	11	5	9		34
Biggest lead	2	-	7	6		7	4	5	-	1		5
Points won on own serve	7	3	6	5		21	6	6	3	4		19
Points lost on own serve	3	5	2	5		15	4	4	5	6		19
Most consecutive points won	6	2	5	7		7	4	4	2	5		5
Greatest deficit overcome	4	-	-	1		4	-	-	-	-		-
Handedness/Grip	Left/Shakehand						Right/Shakehand					

Game/Match Statistics	Game					Match
	1	2	3	4	5	
Longest rally (strokes)	14	9	11	19		19
Average rally	5	5	5	8		6

Game Progress

1	KLYMENKO Yuliya (UKR)	*0	1	*1	2	*3	4	*4	6	*8	10	11
	GREBE Stephanie (GER)	0	*1	3	*4	5	*6	8	*8	8	*8	9
2	KLYMENKO Yuliya (UKR)	0	*1	2	*2	2	*3	4	*5	6		7
	GREBE Stephanie (GER)	*0	1	*2	4	*6	7	*8	9	*10		11
3	KLYMENKO Yuliya (UKR)	*0	2	*3	5	*7	8	*9	10			11
	GREBE Stephanie (GER)	0	*0	1	*1	1	*2	3	*4			5
4	KLYMENKO Yuliya (UKR)	0	*1	2	*4	6	*8	8	*8	9	*10	11
	GREBE Stephanie (GER)	*0	1	*2	2	*2	2	*4	6	*7	8	9

NOTES
The "Greatest deficit overcome" only applies when the player ends up winning the game.

LEGEND
SW Women's Singles * Server



Match Results

CHEBANIKA Raisa (RUS) 3-0 KHODZYNSKA Antonina (UKR)

Game Summary		Match	Game 1	Game 2	Game 3	Game 4	Game 5
CHEBANIKA Raisa	RUS	3	14	11	11		
KHODZYNSKA Antonina	UKR	0	12	2	8		
Duration:		22min	7 min	4 min	6 min		

Match No : SW6(16) Table : 2

Umpires : ROBERTS Averil (NZL) REID Lynda (GBR)

Player Statistics	CHEBANIKA Raisa (RUS)					Match	KHODZYNSKA Antonina (UKR)					Match
	Game						Game					
	1	2	3	4	5		1	2	3	4	5	
Points won	14	11	11			36	12	2	8			22
Biggest lead	2	9	3			9	2	-	2			2
Points won on own serve	9	7	5			21	8	2	4			14
Points lost on own serve	4	0	4			8	5	4	6			15
Most consecutive points won	3	7	5			7	2	1	3			3
Greatest deficit overcome	2	-	2			2	-	-	-			-
Handedness/Grip	Right/Shakehand						Right/Shakehand					

Game/Match Statistics	Game					Match
	1	2	3	4	5	
Longest rally (strokes)	21	12	23			23
Average rally	7	6	7			7

Game Progress

1	CHEBANIKA Raisa (RUS)	0	*0	2	*3	4	*5	6	*7	8	*9	10	*10	11	*11	12	*13	14
	KHODZYNSKA Antonina (UKR)	*0	2	*2	3	*4	5	*6	7	*8	9	*10	11	*11	12	*12	12	12
2	CHEBANIKA Raisa (RUS)	*0	2	*3	5	*7	9	*10	11									
	KHODZYNSKA Antonina (UKR)	0	*0	1	*1	1	*1	2	2									
3	CHEBANIKA Raisa (RUS)	0	*2	3	*3	4	*5	5	*7	9	*10	11						
	KHODZYNSKA Antonina (UKR)	*0	0	*1	3	*4	5	*7	7	*7	8	8						

NOTES
The "Greatest deficit overcome" only applies when the player ends up winning the game.

LEGEND
SW Women's Singles * Server


Player Statistics

As of MON 3 SEP 2012

Players	NPC	Matches				Games				Match Duration	
		Played	Won	Lost	%Won	Played	Won	Lost	%Won	All	Average
CHEBANIKAI Raisa	RUS	5	4	1	80%	19	13	6	68%	2h15min	27min
Right/Shakehand		Points Won				Points Lost					
C6		Total	Own Serve:	101	Most Consecutive:	8	Total	Own Serve:	77	Most Consecutive:	6
		191	Opp. Serve:	90	GDO:	3	162	Opp. Serve:	85	GLL:	4
EIGNER Alicja	POL	3	1	2	33%	10	4	6	40%	1h1min	20min
Left/Shakehand		Points Won				Points Lost					
C6		Total	Own Serve:	44	Most Consecutive:	5	Total	Own Serve:	46	Most Consecutive:	7
		80	Opp. Serve:	36	GDO:	4	101	Opp. Serve:	55	GLL:	4
GREBE Stephanie	GER	5	2	3	40%	18	8	10	44%	1h54min	23min
Right/Shakehand		Points Won				Points Lost					
C6		Total	Own Serve:	89	Most Consecutive:	7	Total	Own Serve:	77	Most Consecutive:	7
		170	Opp. Serve:	81	GDO:	4	164	Opp. Serve:	87	GLL:	5
JANG Eun Bong	KOR	3	0	3	0%	10	1	9	10%	1h5min	22min
Right/Shakehand		Points Won				Points Lost					
C6		Total	Own Serve:	37	Most Consecutive:	6	Total	Own Serve:	55	Most Consecutive:	6
		73	Opp. Serve:	36	GDO:	3	112	Opp. Serve:	57	GLL:	4
KHODZYNSKA Antonina	UKR	5	4	1	80%	17	12	5	71%	1h48min	22min
Right/Shakehand		Points Won				Points Lost					
C6		Total	Own Serve:	83	Most Consecutive:	7	Total	Own Serve:	69	Most Consecutive:	7
		167	Opp. Serve:	84	GDO:	3	137	Opp. Serve:	68	GLL:	2
KLYMENKO Yuliya	UKR	5	4	1	80%	19	14	5	74%	2h10min	26min
Left/Shakehand		Points Won				Points Lost					
C6		Total	Own Serve:	106	Most Consecutive:	8	Total	Own Serve:	68	Most Consecutive:	8
		200	Opp. Serve:	94	GDO:	5	148	Opp. Serve:	80	GLL:	4
MARSZAL Katarzyna	POL	3	1	2	33%	10	4	6	40%	59min	20min
Right/Shakehand		Points Won				Points Lost					
C6		Total	Own Serve:	45	Most Consecutive:	6	Total	Own Serve:	46	Most Consecutive:	4
		87	Opp. Serve:	42	GDO:	4	93	Opp. Serve:	47	GLL:	2
McDONNELL Rebecca	AUS	3	0	3	0%	9	0	9	0%	50min	17min
Left/Shakehand		Points Won				Points Lost					
C6		Total	Own Serve:	26	Most Consecutive:	3	Total	Own Serve:	47	Most Consecutive:	8
		48	Opp. Serve:	22	GDO:	0	99	Opp. Serve:	52	GLL:	3

NOTES

The "Greatest deficit overcome" only applies when the player ends up winning the game and "Greatest lead lost" only when losing.

LEGEND
GDO Greatest deficit overcome **GLL** Greatest lead lost **Opp.** Opponent's



Tournament Statistics

As of MON 3 SEP 2012

Statistics	Preliminaries	Semifinals	Finals	Total
Matches Total	12	2	2	16
Game Margin: 3:0	7 58%	1 50%	1 50%	9 56%
3:1	5 42%		1 50%	6 38%
3:2		1 50%		1 6%
Invalid Results Mark				
Duration: Total	4h10min	1h1min	50min	6h1min
Longest	29min	42min	28min	42min
Shortest	14min	19min	22min	14min
Average	21min	31min	25min	23min
Games Total	41	8	7	56
Point Margin 11				
10	1 2%			1 2%
9			1 14%	1 2%
8	4 10%	1 13%		5 9%
7	4 10%	1 13%		5 9%
6	5 12%		1 14%	6 11%
5	2 5%			2 4%
4	8 20%	3 38%	1 14%	12 21%
3	6 15%	1 13%	1 14%	8 14%
2	11 27%	2 25%	3 43%	16 29%
Invalid Results Mark				
Duration: Total	3h22min	44min	40min	4h46min
Longest	7min	8min	7min	8min
Shortest	3min	4min	4min	3min
Average	5min	6min	6min	5min
Points Total	738	146	132	1016
per game	18.00	18.25	18.86	18.14
Most consecutive won	8	8	7	8
Greatest deficit overcome	5	4	4	5
Longest rally	26	88	23	88
Average rally	5	8	6	6

NOTES
The "Greatest deficit overcome" only applies when the player ends up winning the game.



Table Tennis

Women's Singles - Class 7



Entry List by Event

As of FRI 24 AUG 2012

NPC	How Qualified	Name	Date of Birth
ARG - Argentina	QL (6)	MUNOZ Giselle	11 SEP 1984
EGY - Egypt	QL (7)	MAHMOUD Faiza	9 MAY 1976
FRA - France	QI (9)	BARNEOUD Anne	31 OCT 1983
NED - Netherlands	QL (5) QL (1)	SCHRIJVER Wendy van ZON Kelly	25 JAN 1984 15 SEP 1987
RUS - Russian Federation	QL (4)	OVSYANNIKOVA Yulia	4 JUN 1987
TUR - Turkey	QL (3)	OC SOY Kubra	20 JAN 1994
UKR - Ukraine	QL (2)	SAFONOVA Viktoriia	18 APR 1988

NOTES

All changes are available in INFO.
(nnn) in "How Qualified" represents the player's singles world ranking as of July 2012.

LEGEND

QI Qualification by Invitation **QL** Qualification by Ranking List



Draw

GROUP A

Rk	Name	NPC	NED	TUR	FRA	ARG	Match Points
1	van ZON Kelly	NED		3:1 (9:11, 11:7, 11:6, 12:10)	3:1 (11:8, 11:5, 11:13, 12:10)	3:1 (11:5, 11:8, 6:11, 11:3)	6
2	OCSOY Kubra	TUR	1:3 (11:9, 7:11, 6:11, 10:12)		3:1 (12:14, 11:5, 12:10, 11:7)	3:0 (11:7, 11:6, 11:7)	5
3	BARNEOUD Anne	FRA	1:3 (8:11, 5:11, 13:11, 10:12)	1:3 (14:12, 5:11, 10:12, 7:11)		3:1 (9:11, 11:9, 11:7, 12:10)	4
4	MUNOZ Giselle	ARG	1:3 (5:11, 8:11, 11:6, 3:11)	0:3 (7:11, 6:11, 7:11)	1:3 (11:9, 9:11, 7:11, 10:12)		3

GROUP B

Rk	Name	NPC	RUS	UKR	NED	EGY	Match Points
1	OVSYANNIKOVA Yulia	RUS		3:0 (12:10, 12:10, 11:3)	3:0 (12:10, 11:7, 11:2)	3:1 (11:6, 11:6, 8:11, 11:9)	6
2	SAFONOVA Viktoriia	UKR	0:3 (10:12, 10:12, 3:11)		3:1 (11:6, 11:7, 6:11, 11:8)	3:1 (8:11, 11:7, 11:7, 11:7)	5
3	SCHRIJVER Wendy	NED	0:3 (10:12, 7:11, 2:11)	1:3 (6:11, 7:11, 11:6, 8:11)		3:1 (11:9, 4:11, 11:6, 13:11)	4
4	MAHMOUD Faiza	EGY	1:3 (6:11, 6:11, 11:8, 9:11)	1:3 (11:8, 7:11, 7:11, 7:11)	1:3 (9:11, 11:4, 6:11, 11:13)		3

Qualification rule:

First and Second from each group will qualify for the Semifinals.

LEGEND

Rk Rank



Draw

QUALIFIED FROM GROUPS				
Group	Rk	Name	NPC	Match Points
A	1	van ZON Kelly	NED	6
B	1	OVSYANNIKOVA Yulia	RUS	6
A	2	OCSOY Kubra	TUR	5
B	2	SAFONOVA Viktoriia	UKR	5

Semifinals	NPC Code	Finals
------------	----------	--------



LEGEND	
Rk	Rank



Match Results

van ZON Kelly (NED) 3-1 BARNEOUD Anne (FRA)

Game Summary		Match	Game 1	Game 2	Game 3	Game 4	Game 5
van ZON Kelly	NED	3	11	11	11	12	
BARNEOUD Anne	FRA	1	8	5	13	10	
Duration:		26min	5 min	5 min	7 min	7 min	

Match No : SW7(9) Table : 2

Umpires : COCHRANE David (GBR) CURTIS Neil (GBR)

Player Statistics	van ZON Kelly (NED)					Match	BARNEOUD Anne (FRA)					Match
	Game						Game					
	1	2	3	4	5		1	2	3	4	5	
Points won	11	11	11	12		45	8	5	13	10		36
Biggest lead	3	6	2	2		6	3	-	2	3		3
Points won on own serve	6	5	5	7		23	5	2	6	6		19
Points lost on own serve	3	3	7	4		17	5	6	6	5		22
Most consecutive points won	4	5	4	3		5	2	3	2	4		4
Greatest deficit overcome	3	-	-	3		3	-	-	2	-		2
Handedness/Grip	Right/Shakehand						Left/Shakehand					

Game/Match Statistics	Game					Match
	1	2	3	4	5	
Longest rally (strokes)	16	8	6	12		16
Average rally	4	4	3	5		4

Game Progress

1	van ZON Kelly (NED)	0	*0	1	*2	3	*4	6	*7	8	*10	11	BARNEOUD Anne (FRA)	*0	2	*3	4	*5	6	*6	7	*8	8	8								
2	van ZON Kelly (NED)	*0	2	*4	5	*6	6	*7	9	11	BARNEOUD Anne (FRA)	0	*0	0	*1	2	*4	5	*5	5												
3	van ZON Kelly (NED)	0	*1	1	*2	4	*6	6	*7	8	*9	10	*10	11	*11	11	BARNEOUD Anne (FRA)	*0	1	*3	4	*4	4	*6	7	*8	9	*10	11	*11	12	13
4	van ZON Kelly (NED)	*0	1	*1	2	*3	4	*5	6	*7	9	*10	11	12	BARNEOUD Anne (FRA)	0	*1	3	*4	5	*6	7	*8	9	*9	10	*10	10				

NOTES

The "Greatest deficit overcome" only applies when the player ends up winning the game.

LEGEND

SW Women's Singles * Server



Match Results

OCSOY Kubra (TUR) 3-0 MUNOZ Giselle (ARG)

Game Summary		Match	Game 1	Game 2	Game 3	Game 4	Game 5
OCSOY Kubra	TUR	3	11	11	11		
MUNOZ Giselle	ARG	0	7	6	7		
Duration:		16min	4 min	5 min	5 min		

Match No : SW7(10) Table : 4

Umpires : CLARKE Stan (GBR) EIKMANS Angelo (NED)

Player Statistics	OCSOY Kubra (TUR)					Match	MUNOZ Giselle (ARG)					Match
	Game						Game					
	1	2	3	4	5		1	2	3	4	5	
Points won	11	11	11			33	7	6	7			20
Biggest lead	4	5	4			5	-	2	2			2
Points won on own serve	8	6	5			19	5	4	2			11
Points lost on own serve	2	2	5			9	3	5	6			14
Most consecutive points won	3	6	6			6	2	2	2			2
Greatest deficit overcome	-	2	2			2	-	-	-			-
Handedness/Grip	Left/Shakehand						Left/Shakehand					

Game/Match Statistics	Game					Match
	1	2	3	4	5	
Longest rally (strokes)	6	8	7			8
Average rally	3	4	4			3

Game Progress

1	OCSOY Kubra (TUR)	*0	2	*2	4	*5	6	*7	9	*10	11
	MUNOZ Giselle (ARG)	0	*0	2	*2	3	*4	5	*5	6	7
2	OCSOY Kubra (TUR)	0	*1	1	*2	4	*6	8	*8	10	11
	MUNOZ Giselle (ARG)	*0	1	*3	4	*4	4	*4	6	*6	6
3	OCSOY Kubra (TUR)	*0	1	*1	2	*4	6	*8	8	*10	11
	MUNOZ Giselle (ARG)	0	*1	3	*4	4	*4	4	*6	6	7

NOTES
The "Greatest deficit overcome" only applies when the player ends up winning the game.

LEGEND
SW Women's Singles * Server



Match Results

van ZON Kelly (NED) 3-1 OCSOY Kubra (TUR)

Game Summary		Match	Game 1	Game 2	Game 3	Game 4	Game 5
van ZON Kelly	NED	3	9	11	11	12	
OCSOY Kubra	TUR	1	11	7	6	10	
Duration:		26min	4 min	5 min	4 min	7 min	

Match No : SW7(6) Table : 4

Umpires : MAY Peter (GBR) LEE Soon-Ju (KOR)

Player Statistics	van ZON Kelly (NED)					Match	OCSOY Kubra (TUR)					Match
	Game						Game					
	1	2	3	4	5		1	2	3	4	5	
Points won	9	11	11	12		43	11	7	6	10		34
Biggest lead	-	4	5	2		5	5	1	2	2		5
Points won on own serve	6	9	5	7		27	7	6	3	6		22
Points lost on own serve	4	1	3	4		12	3	2	6	5		16
Most consecutive points won	3	3	7	3		7	2	3	3	4		4
Greatest deficit overcome	-	1	2	2		2	-	-	-	-		-
Handedness/Grip	Right/Shakehand						Left/Shakehand					

Game/Match Statistics	Game					Match
	1	2	3	4	5	
Longest rally (strokes)	6	10	5	8		10
Average rally	3	4	3	4		4

Game Progress

1	van ZON Kelly (NED)	0	*0	1	*2	3	*3	4	*5	7	*8	9	OCSOY Kubra (TUR)	*0	2	*3	4	*5	7	*8	9	*9	10	11				
2	van ZON Kelly (NED)	*0	2	*2	3	*4	6	*6	8	*9	11	OCSOY Kubra (TUR)	0	*0	2	*3	4	*4	6	*6	7	7						
3	van ZON Kelly (NED)	0	*1	1	*2	3	*4	6	*8	10	11	OCSOY Kubra (TUR)	*0	1	*3	4	*5	6	*6	6	*6	6						
4	van ZON Kelly (NED)	*0	1	*1	3	*4	6	*6	6	*8	9	*10	11	12	OCSOY Kubra (TUR)	0	*1	3	*3	4	*4	6	*8	8	*9	10	*10	10

NOTES
The "Greatest deficit overcome" only applies when the player ends up winning the game.

LEGEND
SW Women's Singles * Server



Match Results

BARNEOUD Anne (FRA) 3-1 MUNOZ Giselle (ARG)

Game Summary		Match	Game 1	Game 2	Game 3	Game 4	Game 5
BARNEOUD Anne	FRA	3	9	11	11	12	
MUNOZ Giselle	ARG	1	11	9	7	10	
Duration:		31min	7 min	6 min	6 min	7 min	

Match No : SW7(5) Table : 2

Umpires : BROWN David (GBR) ABDEL NASSER Gamal (EGY)

Player Statistics	BARNEOUD Anne (FRA)					Match	MUNOZ Giselle (ARG)					Match
	Game						Game					
	1	2	3	4	5		1	2	3	4	5	
Points won	9	11	11	12		43	11	9	7	10		37
Biggest lead	1	5	6	5		6	3	2	-	-		3
Points won on own serve	6	5	8	6		25	7	6	5	5		23
Points lost on own serve	4	3	2	5		14	3	6	3	6		18
Most consecutive points won	2	7	6	3		7	2	3	3	5		5
Greatest deficit overcome	-	2	-	-		2	1	-	-	-		1
Handedness/Grip	Left/Shakehand						Left/Shakehand					

Game/Match Statistics	Game					Match
	1	2	3	4	5	
Longest rally (strokes)	7	7	17	13		17
Average rally	5	4	6	6		5

Game Progress

1	BARNEOUD Anne (FRA)	*0	1	*2	3	*3	4	*5	6	*7	9	9		
	MUNOZ Giselle (ARG)	0	*1	2	*3	5	*6	7	*8	9	*9	11		
2	BARNEOUD Anne (FRA)	0	*0	2	*4	6	*7	8	9	*10	10	11		
	MUNOZ Giselle (ARG)	*0	2	*2	2	*2	3	*4	*5	6	*8	9		
3	BARNEOUD Anne (FRA)	*0	2	*2	3	*4	6	*8	10	*10	11			
	MUNOZ Giselle (ARG)	0	*0	2	*3	4	*4	4	*4	6	7			
4	BARNEOUD Anne (FRA)	0	*1	2	*3	5	*6	7	*9	10	*10	10	*11	12
	MUNOZ Giselle (ARG)	*0	1	*2	3	*3	4	*5	5	*6	8	*10	10	10

NOTES

The "Greatest deficit overcome" only applies when the player ends up winning the game.

LEGEND

SW Women's Singles * Server



Match Results

van ZON Kelly (NED) 3-1 MUNOZ Giselle (ARG)

Game Summary		Match	Game 1	Game 2	Game 3	Game 4	Game 5
van ZON Kelly	NED	3	11	11	6	11	
MUNOZ Giselle	ARG	1	5	8	11	3	
Duration:		22min	4 min	5 min	5 min	5 min	

Match No : SW7(1) Table : 2

Umpires : COCHRANE David (GBR) CURTIS Neil (GBR)

Player Statistics	van ZON Kelly (NED)					Match	MUNOZ Giselle (ARG)					Match
	Game						Game					
	1	2	3	4	5		1	2	3	4	5	
Points won	11	11	6	11		39	5	8	11	3		27
Biggest lead	6	4	-	8		8	2	-	5	-		5
Points won on own serve	7	5	3	6		21	4	3	6	1		14
Points lost on own serve	1	5	5	2		13	4	6	3	5		18
Most consecutive points won	4	4	3	5		5	2	3	4	1		4
Greatest deficit overcome	2	-	-	-		2	-	-	-	-		-
Handedness/Grip	Right/Shakehand						Left/Shakehand					

Game/Match Statistics	Game					Match
	1	2	3	4	5	
Longest rally (strokes)	11	10	6	5		11
Average rally	4	3	4	3		4

Game Progress

1	van ZON Kelly (NED)	0	*0	2	*3	5	*6	8	*10	11		
	MUNOZ Giselle (ARG)	*0	2	*2	3	*3	4	*4	4	5		
2	van ZON Kelly (NED)	*0	2	*4	4	*5	6	*7	8	*9	10	11
	MUNOZ Giselle (ARG)	0	*0	0	*2	3	*4	5	*6	7	*8	8
3	van ZON Kelly (NED)	0	*1	1	*1	3	*4	5	*6	6	6	
	MUNOZ Giselle (ARG)	*0	1	*3	5	*5	6	*7	8	*10	11	
4	van ZON Kelly (NED)	*0	2	*4	5	*6	8	*10	11			
	MUNOZ Giselle (ARG)	0	*0	0	*1	2	*2	2	3			

NOTES

The "Greatest deficit overcome" only applies when the player ends up winning the game.

LEGEND

SW Women's Singles * Server



Match Results

OCSOY Kubra (TUR) 3-1 BARNEOUD Anne (FRA)

Game Summary		Match	Game 1	Game 2	Game 3	Game 4	Game 5
OCSOY Kubra	TUR	3	12	11	12	11	
BARNEOUD Anne	FRA	1	14	5	10	7	
Duration:		28min	7 min	5 min	6 min	5 min	

Match No : SW7(2) Table : 4

Umpires : GOULDEN David (GBR) HIGGINS Peter (GBR)

Player Statistics	OCSOY Kubra (TUR)					Match	BARNEOUD Anne (FRA)					Match
	Game						Game					
	1	2	3	4	5		1	2	3	4	5	
Points won	12	11	12	11		46	14	5	10	7		36
Biggest lead	3	6	3	4		6	2	1	-	1		2
Points won on own serve	9	6	7	4		26	10	3	6	3		22
Points lost on own serve	4	2	4	4		14	3	5	5	7		20
Most consecutive points won	2	6	2	5		6	3	2	2	4		4
Greatest deficit overcome	-	1	-	1		1	3	-	-	-		3
Handedness/Grip	Left/Shakehand						Left/Shakehand					

Game/Match Statistics	Game					Match
	1	2	3	4	5	
Longest rally (strokes)	5	6	9	10		10
Average rally	3	5	5	4		4

Game Progress

1	OCSOY Kubra (TUR)	*0	1	*2	4	*5	6	*6	8	*9	10	*10	11	*11	12	*12	12	12
	BARNEOUD Anne (FRA)	0	*1	2	*2	3	*4	6	*6	7	*8	10	*10	11	*11	12	*13	14
2	OCSOY Kubra (TUR)	0	*1	2	*3	4	*5	7	*9	11								
	BARNEOUD Anne (FRA)	*0	1	*2	3	*4	5	*5	5	5								
3	OCSOY Kubra (TUR)	*0	2	*3	4	*5	6	*7	8	*8	9	*10	11	12				
	BARNEOUD Anne (FRA)	0	*0	1	*2	3	*4	5	*6	8	*9	10	*10	10				
4	OCSOY Kubra (TUR)	0	*1	2	*4	5	*6	6	*7	9	11							
	BARNEOUD Anne (FRA)	*0	1	*2	2	*3	4	*6	7	*7	7							

NOTES
The "Greatest deficit overcome" only applies when the player ends up winning the game.

LEGEND
SW Women's Singles * Server



Match Results

SAFONOVA Viktoriia (UKR) 3-1 MAHMOUD Faiza (EGY)

Game Summary		Match	Game 1	Game 2	Game 3	Game 4	Game 5
SAFONOVA Viktoriia	UKR	3	8	11	11	11	
MAHMOUD Faiza	EGY	1	11	7	7	7	
Duration:		23min	5 min	4 min	4 min	5 min	

Match No : SW7(11) Table : 6

Umpires : DEMARIO Leonor (BRA) ATTOOR Satheese (IND)

Player Statistics	SAFONOVA Viktoriia (UKR)					Match	MAHMOUD Faiza (EGY)					Match
	Game						Game					
	1	2	3	4	5		1	2	3	4	5	
Points won	8	11	11	11		41	11	7	7	7		32
Biggest lead	3	4	4	5		5	3	2	1	-		3
Points won on own serve	4	6	6	7		23	6	3	5	4		18
Points lost on own serve	5	4	2	3		14	4	5	5	4		18
Most consecutive points won	4	4	4	3		4	3	2	2	2		3
Greatest deficit overcome	-	2	1	-		2	3	-	-	-		3
Handedness/Grip	Left/Shakehand						Right/Shakehand					

Game/Match Statistics	Game					Match
	1	2	3	4	5	
Longest rally (strokes)	14	7	9	17		17
Average rally	4	3	4	5		4

Game Progress

1	SAFONOVA Viktoriia (UKR)	0	*1	3	*4	5	*5	6	*7	7	*8	8
	MAHMOUD Faiza (EGY)	*0	1	*1	2	*3	5	*6	7	*9	10	11
2	SAFONOVA Viktoriia (UKR)	*0	0	*2	3	*4	5	*7	9	*9	11	
	MAHMOUD Faiza (EGY)	0	*2	2	*3	4	*5	5	*5	7	7	
3	SAFONOVA Viktoriia (UKR)	0	*1	2	*3	4	*5	7	*8	10	11	
	MAHMOUD Faiza (EGY)	*0	1	*2	3	*4	5	*5	6	*6	7	
4	SAFONOVA Viktoriia (UKR)	*0	2	*3	4	*5	6	*7	9	*10	11	
	MAHMOUD Faiza (EGY)	0	*0	1	*2	3	*4	5	*5	6	7	

NOTES

The "Greatest deficit overcome" only applies when the player ends up winning the game.

LEGEND

SW Women's Singles * Server



Match Results

OVSYANNIKOVA Yulia (RUS) 3-0 SCHRIJVER Wendy (NED)

Game Summary		Match	Game 1	Game 2	Game 3	Game 4	Game 5
OVSYANNIKOVA Yulia	RUS	3	12	11	11		
SCHRIJVER Wendy	NED	0	10	7	2		
Duration:		17min	6 min	5 min	4 min		

Match No : SW7(12) Table : 8

Umpires : SHERRATT Derek (GBR) BALGHAITH Alawi (QAT)

Player Statistics	OVSYANNIKOVA Yulia (RUS)					Match	SCHRIJVER Wendy (NED)					Match
	Game						Game					
	1	2	3	4	5		1	2	3	4	5	
Points won	12	11	11			34	10	7	2			19
Biggest lead	2	4	9			9	4	2	-			4
Points won on own serve	7	5	6			18	6	4	1			11
Points lost on own serve	4	3	1			8	5	6	5			16
Most consecutive points won	3	3	8			8	4	2	1			4
Greatest deficit overcome	4	2	-			4	-	-	-			-
Handedness/Grip	Left/Shakehand						Right/Shakehand					

Game/Match Statistics	Game					Match
	1	2	3	4	5	
Longest rally (strokes)	8	11	12			12
Average rally	4	3	5			4

Game Progress

1	OVSYANNIKOVA Yulia (RUS)	*0	1	*2	2	*2	4	*5	7	*8	9	*10	11	12
	SCHRIJVER Wendy (NED)	0	*1	2	*4	6	*6	7	*7	8	*9	10	*10	10
2	OVSYANNIKOVA Yulia (RUS)	0	*0	1	*3	4	*6	7	*8	10	11			
	SCHRIJVER Wendy (NED)	*0	2	*3	3	*4	4	*5	6	*6	7			
3	OVSYANNIKOVA Yulia (RUS)	*0	2	*3	4	*6	8	*10	11					
	SCHRIJVER Wendy (NED)	0	*0	1	*2	2	*2	2	2					

NOTES
The "Greatest deficit overcome" only applies when the player ends up winning the game.

LEGEND
SW Women's Singles * Server



Match Results

OVSYANNIKOVA Yulia (RUS) 3-0 SAFONOVA Viktoriia (UKR)

Game Summary		Match	Game 1	Game 2	Game 3	Game 4	Game 5
OVSYANNIKOVA Yulia	RUS	3	12	12	11		
SAFONOVA Viktoriia	UKR	0	10	10	3		
Duration:		18min	6 min	7 min	4 min		

Match No : SW7(8) Table : 8

Umpires : TICACALA Victor Hugo (ARG) RACKO Boris (SVK)

Player Statistics	OVSYANNIKOVA Yulia (RUS)					Match	SAFONOVA Viktoriia (UKR)					Match
	Game						Game					
	1	2	3	4	5		1	2	3	4	5	
Points won	12	12	11			35	10	10	3			23
Biggest lead	5	2	8			8	3	3	-			3
Points won on own serve	6	6	6			18	5	5	1			11
Points lost on own serve	5	5	2			12	6	6	5			17
Most consecutive points won	7	3	5			7	6	2	1			6
Greatest deficit overcome	3	3	-			3	-	-	-			-
Handedness/Grip	Left/Shakehand						Left/Shakehand					

Game/Match Statistics	Game					Match
	1	2	3	4	5	
Longest rally (strokes)	8	10	8			10
Average rally	5	5	3			4

Game Progress

1	OVSYANNIKOVA Yulia (RUS)	*0	0	*1	3	*5	7	*8	9	*9	9	*10	11	12
	SAFONOVA Viktoriia (UKR)	0	*2	3	*3	3	*3	4	*5	7	*9	10	*10	10
2	OVSYANNIKOVA Yulia (RUS)	0	*0	2	*3	3	*4	5	*6	7	*9	10	*11	12
	SAFONOVA Viktoriia (UKR)	*0	2	*2	3	*5	6	*7	8	*9	9	*10	10	10
3	OVSYANNIKOVA Yulia (RUS)	*0	2	*3	4	*6	7	*9	11					
	SAFONOVA Viktoriia (UKR)	0	*0	1	*2	2	*3	3	3					

NOTES

The "Greatest deficit overcome" only applies when the player ends up winning the game.

LEGEND

SW Women's Singles * Server



Match Results

SCHRIJVER Wendy (NED) 3-1 MAHMOUD Faiza (EGY)

Game Summary		Match	Game 1	Game 2	Game 3	Game 4	Game 5
SCHRIJVER Wendy	NED	3	11	4	11	13	
MAHMOUD Faiza	EGY	1	9	11	6	11	
Duration:		24min	4 min	3 min	4 min	7 min	

Match No : SW7(7) Table : 6

Umpires : REID Lynda (GBR) WILLIAMSON Robert (GBR)

Player Statistics	SCHRIJVER Wendy (NED)					Match	MAHMOUD Faiza (EGY)					Match
	Game						Game					
	1	2	3	4	5		1	2	3	4	5	
Points won	11	4	11	13		39	9	11	6	11		37
Biggest lead	2	-	5	2		5	1	7	-	3		7
Points won on own serve	5	2	6	5		18	4	6	3	2		15
Points lost on own serve	5	5	3	8		21	6	2	5	9		22
Most consecutive points won	2	1	4	4		4	2	5	2	2		5
Greatest deficit overcome	1	-	-	3		3	-	-	-	-		-
Handedness/Grip	Right/Shakehand						Right/Shakehand					

Game/Match Statistics	Game					Match
	1	2	3	4	5	
Longest rally (strokes)	8	5	8	12		12
Average rally	5	3	3	5		4

Game Progress

1	SCHRIJVER Wendy (NED)	*0	2	*3	3	*4	5	*6	7	*8	9	11				
	MAHMOUD Faiza (EGY)	0	*0	1	*3	4	*5	6	*7	8	*9	9				
2	SCHRIJVER Wendy (NED)	0	*0	1	*2	3	*3	3	*4	4						
	MAHMOUD Faiza (EGY)	*0	2	*3	4	*5	7	*9	10	11						
3	SCHRIJVER Wendy (NED)	*0	1	*3	5	*6	7	*8	9	*10	11					
	MAHMOUD Faiza (EGY)	0	*1	1	*1	2	*3	4	*5	6	6					
4	SCHRIJVER Wendy (NED)	0	*2	*1	*2	3	*5	7	*8	8	*9	10	*11	11	*12	13
	MAHMOUD Faiza (EGY)	*0	0	3	4	*5	5	*5	6	*8	9	*10	10	*11	11	11

NOTES

The "Greatest deficit overcome" only applies when the player ends up winning the game.

LEGEND

SW Women's Singles * Server



Match Results

SAFONOVA Viktoriia (UKR) 3-1 SCHRIJVER Wendy (NED)

Game Summary		Match	Game 1	Game 2	Game 3	Game 4	Game 5
SAFONOVA Viktoriia	UKR	3	11	11	6	11	
SCHRIJVER Wendy	NED	1	6	7	11	8	
Duration:		26min	4 min	6 min	5 min	6 min	

Match No : SW7(3) Table : 6

Umpires : EDWARDS David (GBR) FOOTE Ben (GBR)

Player Statistics	SAFONOVA Viktoriia (UKR)					Match	SCHRIJVER Wendy (NED)					Match
	Game						Game					
	1	2	3	4	5		1	2	3	4	5	
Points won	11	11	6	11		39	6	7	11	8		32
Biggest lead	6	4	-	3		6	-	2	5	3		5
Points won on own serve	3	7	3	5		18	1	4	6	3		14
Points lost on own serve	5	3	5	5		18	8	4	3	6		21
Most consecutive points won	5	4	2	4		5	2	5	4	3		5
Greatest deficit overcome	-	2	-	3		3	-	-	-	-		-
Handedness/Grip	Left/Shakehand						Right/Shakehand					

Game/Match Statistics	Game					Match
	1	2	3	4	5	
Longest rally (strokes)	7	9	9	7		9
Average rally	3	4	4	4		4

Game Progress

1	SAFONOVA Viktoriia (UKR)	0	*1	3	*5	6	*8	8	*10	10	11	SCHRIJVER Wendy (NED)	*0	1	*1	1	*2	2	*4	4	*6	6		
2	SAFONOVA Viktoriia (UKR)	*0	2	*3	3	*3	5	*7	8	*9	11	SCHRIJVER Wendy (NED)	0	*0	1	*3	5	*5	5	*6	7	7		
3	SAFONOVA Viktoriia (UKR)	0	*0	0	*2	3	*3	4	*5	6	6	SCHRIJVER Wendy (NED)	*0	2	*4	4	*5	7	*8	9	*10	11		
4	SAFONOVA Viktoriia (UKR)	*0	0	*1	2	*4	5	*6	8	*9	10	11	SCHRIJVER Wendy (NED)	0	*2	3	*4	4	*5	6	*6	7	*8	8

NOTES
The "Greatest deficit overcome" only applies when the player ends up winning the game.

LEGEND
SW Women's Singles * Server



Match Results

OVSYANNIKOVA Yulia (RUS) 3-1 MAHMOUD Faiza (EGY)

Game Summary		Match	Game 1	Game 2	Game 3	Game 4	Game 5
OVSYANNIKOVA Yulia	RUS	3	11	11	8	11	
MAHMOUD Faiza	EGY	1	6	6	11	9	
Duration:		21min	4 min	4 min	4 min	4 min	

Match No : SW7(4) Table : 8

Umpires : WILLIAMS Jackie (GBR) SHERRATT Derek (GBR)

Player Statistics	OVSYANNIKOVA Yulia (RUS)					Match	MAHMOUD Faiza (EGY)					Match
	Game						Game					
	1	2	3	4	5		1	2	3	4	5	
Points won	11	11	8	11		41	6	6	11	9		32
Biggest lead	5	5	1	4		5	1	-	4	1		4
Points won on own serve	6	6	5	6		23	3	4	6	5		18
Points lost on own serve	3	2	5	4		14	5	5	3	5		18
Most consecutive points won	4	4	3	5		5	2	2	5	3		5
Greatest deficit overcome	1	-	-	1		1	-	-	1	-		1
Handedness/Grip	Left/Shakehand						Right/Shakehand					

Game/Match Statistics	Game					Match
	1	2	3	4	5	
Longest rally (strokes)	15	8	8	15		15
Average rally	5	5	4	5		4

Game Progress

1	OVSYANNIKOVA Yulia (RUS)	*0	1	*2	4	*4	5	*7	8	*10	11	
	MAHMOUD Faiza (EGY)	0	*1	2	*2	4	*5	5	*6	6	6	
2	OVSYANNIKOVA Yulia (RUS)	0	*2	3	*3	5	*6	7	*8	10	11	
	MAHMOUD Faiza (EGY)	*0	0	*1	3	*3	4	*5	6	*6	6	
3	OVSYANNIKOVA Yulia (RUS)	*0	0	*1	3	*4	5	*6	6	*6	8	8
	MAHMOUD Faiza (EGY)	0	*2	3	*3	4	*5	6	*8	10	*10	11
4	OVSYANNIKOVA Yulia (RUS)	0	*1	2	*3	4	*6	8	*9	10	*10	11
	MAHMOUD Faiza (EGY)	*0	1	*2	3	*4	4	*4	5	*6	8	9

NOTES
The "Greatest deficit overcome" only applies when the player ends up winning the game.

LEGEND
SW Women's Singles * Server



Match Results

van ZON Kelly (NED) 3-2 SAFONOVA Viktoriia (UKR)

Game Summary		Match	Game 1	Game 2	Game 3	Game 4	Game 5
van ZON Kelly	NED	3	10	13	11	11	13
SAFONOVA Viktoriia	UKR	2	12	15	9	6	11
Duration:		40min	6 min	6 min	6 min	5 min	8 min

Match No : SW7(13) Table : 6

Umpires : FRASER Margot (GBR) ZHANG Yingqiu (CHN)

Player Statistics	van ZON Kelly (NED)						SAFONOVA Viktoriia (UKR)					
	Game					Match	Game					Match
	1	2	3	4	5		1	2	3	4	5	
Points won	10	13	11	11	13	58	12	15	9	6	11	53
Biggest lead	1	3	2	7	5	7	3	4	2	-	-	4
Points won on own serve	6	7	8	6	5	32	7	8	7	3	4	29
Points lost on own serve	5	7	2	3	7	24	4	6	3	5	8	26
Most consecutive points won	4	4	3	5	3	5	2	3	3	3	5	5
Greatest deficit overcome	-	-	2	-	-	2	1	3	-	-	-	3
Handedness/Grip	Right/Shakehand						Left/Shakehand					

Game/Match Statistics	Game					Match
	1	2	3	4	5	
Longest rally (strokes)	8	7	10	5	6	10
Average rally	4	3	4	3	3	3

Game Progress

1	van ZON Kelly (NED)	0	*0	1	*2	3	*4	6	*7	8	*9	10	*10	10	SAFONOVA Viktoriia (UKR)	*0	2	*3	4	*5	6	*6	7	*8	9	*10	11	12										
2	van ZON Kelly (NED)	*0	0	*1	1	*3	5	*6	8	*9	10	*10	11	*11	11	*12	13	*13	13	SAFONOVA Viktoriia (UKR)	0	*2	3	*5	5	*5	6	*6	7	*8	10	*10	11	*12	12	*12	13	*14
		13		15																																		
3	van ZON Kelly (NED)	0	*0	2	*3	4	*5	7	*7	8	*9	11	SAFONOVA Viktoriia (UKR)	*0	2	*2	3	*4	5	*5	7	*8	9	9														
4	van ZON Kelly (NED)	*0	2	*4	5	*7	8	*9	10	*10	11	SAFONOVA Viktoriia (UKR)	0	*0	0	*1	1	*2	3	*4	6	6																
5	van ZON Kelly (NED)	0	*2	3	*5	5	*6	8	*9	10	*10	10	*11	11	*12	13	SAFONOVA Viktoriia (UKR)	*0	0	*1	1	*3	4	*4	5	*6	8	*10	10	*11	11	11						

NOTES
The "Greatest deficit overcome" only applies when the player ends up winning the game.

LEGEND
SW Women's Singles * Server



Match Results

OVSYANNIKOVA Yulia (RUS) 3-2 OCSOY Kubra (TUR)

Game Summary		Match	Game 1	Game 2	Game 3	Game 4	Game 5
OVSYANNIKOVA Yulia	RUS	3	11	8	11	4	11
OCSOY Kubra	TUR	2	5	11	7	11	8
Duration:		29min	4 min	6 min	6 min	4 min	6 min

Match No : SW7(14) Table : 8

Umpires : TICACALA Victor Hugo (ARG) ROBERTS Averil (NZL)

Player Statistics	OVSYANNIKOVA Yulia (RUS)						OCSOY Kubra (TUR)					
	Game					Match	Game					Match
	1	2	3	4	5		1	2	3	4	5	
Points won	11	8	11	4	11	45	5	11	7	11	8	42
Biggest lead	7	2	4	1	4	7	-	3	4	7	-	7
Points won on own serve	6	4	6	2	4	22	3	6	3	6	2	20
Points lost on own serve	2	5	4	5	6	22	5	4	5	2	7	23
Most consecutive points won	7	3	5	1	3	7	2	4	4	6	2	6
Greatest deficit overcome	-	-	4	-	-	4	-	2	-	1	-	2
Handedness/Grip	Left/Shakehand						Left/Shakehand					

Game/Match Statistics	Game					Match
	1	2	3	4	5	
Longest rally (strokes)	8	9	25	18	19	25
Average rally	4	5	9	6	6	6

Game Progress

1	OVSYANNIKOVA Yulia (RUS)	*0	2	*4	6	*7	8	*9	10	11		
	OCSOY Kubra (TUR)	0	*0	0	*0	1	*2	3	*4	5		
2	OVSYANNIKOVA Yulia (RUS)	0	*1	3	*4	4	*5	6	*7	8	*8	8
	OCSOY Kubra (TUR)	*0	1	*1	2	*4	5	*6	7	*8	10	11
3	OVSYANNIKOVA Yulia (RUS)	*0	1	*1	*2	2	*4	6	*7	9	11	
	OCSOY Kubra (TUR)	0	*1	3	4	*6	6	*6	7	*7	7	
4	OVSYANNIKOVA Yulia (RUS)	0	*1	2	*2	2	*3	4	*4	4		
	OCSOY Kubra (TUR)	*0	1	*2	4	*6	7	*8	10	11		
5	OVSYANNIKOVA Yulia (RUS)	*0	1	*3	4	*5	6	*7	8	*10	10	11
	OCSOY Kubra (TUR)	0	*1	1	*2	3	*4	5	*6	6	*8	8

NOTES
The "Greatest deficit overcome" only applies when the player ends up winning the game.

LEGEND
SW Women's Singles * Server



Match Results

SAFONOVA Viktoriia (UKR) 3-1 OCSOY Kubra (TUR)

Game Summary		Match	Game 1	Game 2	Game 3	Game 4	Game 5
SAFONOVA Viktoriia	UKR	3	11	11	5	11	
OCSOY Kubra	TUR	1	5	3	11	5	
Duration:		22min	5 min	4 min	4 min	5 min	

Match No : SW7(15) Table : 4

Umpires : EIKMANS Angelo (NED) RACKO Boris (SVK)

Player Statistics	SAFONOVA Viktoriia (UKR)					Match	OCSOY Kubra (TUR)					Match
	Game						Game					
	1	2	3	4	5		1	2	3	4	5	
Points won	11	11	5	11		38	5	3	11	5		24
Biggest lead	6	8	-	6		8	-	-	6	-		6
Points won on own serve	7	7	3	5		22	4	2	6	2		14
Points lost on own serve	1	1	5	3		10	4	4	2	6		16
Most consecutive points won	4	6	1	3		6	3	2	4	2		4
Greatest deficit overcome	-	-	-	-		-	-	-	-	-		-
Handedness/Grip	Left/Shakehand						Left/Shakehand					

Game/Match Statistics	Game					Match
	1	2	3	4	5	
Longest rally (strokes)	6	9	6	11		11
Average rally	3	3	3	5		4

Game Progress

1	SAFONOVA Viktoriia (UKR)	0	*2	4	*4	5	*6	8	*9	11
	OCSOY Kubra (TUR)	*0	0	*0	2	*3	4	*4	5	5
2	SAFONOVA Viktoriia (UKR)	*0	2	*4	6	*7	8	*9	11	
	OCSOY Kubra (TUR)	0	*0	0	*0	1	*2	3	3	
3	SAFONOVA Viktoriia (UKR)	0	*0	1	*2	2	*2	3	*4	5
	OCSOY Kubra (TUR)	*0	2	*3	4	*6	8	*9	10	11
4	SAFONOVA Viktoriia (UKR)	*0	2	*3	4	*6	7	*8	9	11
	OCSOY Kubra (TUR)	0	*0	1	*2	2	*3	4	*5	5

NOTES

The "Greatest deficit overcome" only applies when the player ends up winning the game.

LEGEND

SW Women's Singles * Server



Match Results

van ZON Kelly (NED) 3-1 OVSYANNIKOVA Yulia (RUS)

Game Summary		Match	Game 1	Game 2	Game 3	Game 4	Game 5
van ZON Kelly	NED	3	11	11	6	11	
OVSYANNIKOVA Yulia	RUS	1	4	7	11	6	
Duration:		20min	4 min	5 min	4 min	5 min	

Match No : SW7(16) Table : 2

Umpires : GAMAL Abdel Nasser (EGY) FOOTE Ben (GBR)

Player Statistics	van ZON Kelly (NED)					Match	OVSYANNIKOVA Yulia (RUS)					Match
	Game						Game					
	1	2	3	4	5		1	2	3	4	5	
Points won	11	11	6	11		39	4	7	11	6		28
Biggest lead	7	6	1	5		7	2	-	6	-		6
Points won on own serve	6	6	3	8		23	3	3	6	5		17
Points lost on own serve	1	4	5	1		11	5	5	3	3		16
Most consecutive points won	7	4	2	3		7	2	2	5	2		5
Greatest deficit overcome	2	-	-	-		2	-	-	1	-		1
Handedness/Grip	Right/Shakehand						Left/Shakehand					

Game/Match Statistics	Game					Match
	1	2	3	4	5	
Longest rally (strokes)	6	6	5	7		7
Average rally	4	3	3	3		3

Game Progress

1	van ZON Kelly (NED)	0	*0	2	*4	6	*7	8	*10	11	
	OVSYANNIKOVA Yulia (RUS)	*0	2	*2	2	*2	3	*4	4	4	
2	van ZON Kelly (NED)	*0	2	*3	5	*6	7	*9	9	*10	11
	OVSYANNIKOVA Yulia (RUS)	0	*0	1	*1	2	*3	3	*5	6	7
3	van ZON Kelly (NED)	0	*1	1	*2	2	*2	4	*5	6	6
	OVSYANNIKOVA Yulia (RUS)	*0	1	*3	4	*6	8	*8	9	*10	11
4	van ZON Kelly (NED)	*0	2	*3	5	*5	7	*8	9	*10	11
	OVSYANNIKOVA Yulia (RUS)	0	*0	1	*1	3	*3	4	*5	6	6

NOTES
The "Greatest deficit overcome" only applies when the player ends up winning the game.

LEGEND
SW Women's Singles * Server



Player Statistics

As of MON 3 SEP 2012

Players	NPC	Matches				Games				Match Duration	
		Played	Won	Lost	%Won	Played	Won	Lost	%Won	All	Average
BARNEOUD Anne	FRA	3	1	2	33%	12	5	7	42%	1h25min	28min
Left/Shakehand		Points Won				Points Lost					
C7		Total	Own Serve:	66	Most Consecutive:	7	Total	Own Serve:	56	Most Consecutive:	6
		115	Opp. Serve:	49	GDO:	3	128	Opp. Serve:	72	GLL:	3
MAHMOUD Faiza	EGY	3	0	3	0%	12	3	9	25%	1h8min	23min
Right/Shakehand		Points Won				Points Lost					
C7		Total	Own Serve:	51	Most Consecutive:	5	Total	Own Serve:	58	Most Consecutive:	5
		100	Opp. Serve:	49	GDO:	3	122	Opp. Serve:	64	GLL:	3
MUNOZ Giselle	ARG	3	0	3	0%	11	2	9	18%	1h9min	23min
Left/Shakehand		Points Won				Points Lost					
C7		Total	Own Serve:	48	Most Consecutive:	5	Total	Own Serve:	50	Most Consecutive:	7
		84	Opp. Serve:	36	GDO:	1	115	Opp. Serve:	65	GLL:	2
OCSOY Kubra	TUR	5	2	3	40%	20	10	10	50%	2h1min	24min
Left/Shakehand		Points Won				Points Lost					
C7		Total	Own Serve:	101	Most Consecutive:	6	Total	Own Serve:	78	Most Consecutive:	7
		179	Opp. Serve:	78	GDO:	2	182	Opp. Serve:	104	GLL:	4
OVSYANNIKOVA Yulia	RUS	5	4	1	80%	19	13	6	68%	1h45min	21min
Left/Shakehand		Points Won				Points Lost					
C7		Total	Own Serve:	98	Most Consecutive:	8	Total	Own Serve:	72	Most Consecutive:	7
		183	Opp. Serve:	85	GDO:	4	155	Opp. Serve:	83	GLL:	2
SAFONOVA Viktoriia	UKR	5	3	2	60%	20	11	9	55%	2h9min	26min
Left/Shakehand		Points Won				Points Lost					
C7		Total	Own Serve:	103	Most Consecutive:	6	Total	Own Serve:	85	Most Consecutive:	7
		194	Opp. Serve:	91	GDO:	3	181	Opp. Serve:	96	GLL:	3
SCHRIJVER Wendy	NED	3	1	2	33%	11	4	7	36%	1h7min	22min
Right/Shakehand		Points Won				Points Lost					
C7		Total	Own Serve:	43	Most Consecutive:	5	Total	Own Serve:	58	Most Consecutive:	8
		91	Opp. Serve:	48	GDO:	3	109	Opp. Serve:	51	GLL:	4
van ZON Kelly	NED	5	5	0	100%	21	15	6	71%	2h14min	27min
Right/Shakehand		Points Won				Points Lost					
C7		Total	Own Serve:	126	Most Consecutive:	7	Total	Own Serve:	77	Most Consecutive:	5
		224	Opp. Serve:	98	GDO:	3	178	Opp. Serve:	101	GLL:	3

NOTES

The "Greatest deficit overcome" only applies when the player ends up winning the game and "Greatest lead lost" only when losing.

LEGEND
GDO Greatest deficit overcome **GLL** Greatest lead lost **Opp.** Opponent's



Tournament Statistics

As of MON 3 SEP 2012

Statistics	Preliminaries	Semifinals	Finals	Total
Matches Total	12	2	2	16
Game Margin: 3:0	3 25%			3 19%
3:1	9 75%		2 100%	11 69%
3:2		2 100%		2 13%
Invalid Results Mark				
Duration: Total	4h38min	1h9min	42min	6h29min
Longest	31min	40min	22min	40min
Shortest	16min	29min	20min	16min
Average	23min	35min	21min	24min
Games Total	45	10	8	63
Point Margin 11				
10				
9	1 2%			1 2%
8	2 4%		1 13%	3 5%
7	1 2%	1 10%	1 13%	3 5%
6	3 7%	1 10%	3 38%	7 11%
5	8 18%	1 10%	2 25%	11 17%
4	10 22%	1 10%	1 13%	12 19%
3	5 11%	2 20%		7 11%
2	15 33%	4 40%		19 30%
Invalid Results Mark				
Duration: Total	3h51min	57min	36min	5h24min
Longest	7min	8min	5min	8min
Shortest	3min	4min	4min	3min
Average	5min	6min	5min	5min
Points Total	843	198	129	1170
per game	18.73	19.80	16.13	18.57
Most consecutive won	8	7	7	8
Greatest deficit overcome	4	4	2	4
Longest rally	17	25	11	25
Average rally	4	5	3	4

NOTES

The "Greatest deficit overcome" only applies when the player ends up winning the game.



Table Tennis

Women's Singles - Class 8



Entry List by Event

As of FRI 24 AUG 2012

NPC	How Qualified	Name	Date of Birth
BRA - Brazil	QR (14)	RODRIGUES Jane	6 JUL 1975
CHN - People's Republic of China	QR (2)	MAO Jingdian	27 FEB 1995
	QL (5)	YU Hailian	18 JAN 1985
EGY - Egypt	QR (17)	MAHMOUD Eman	18 SEP 1975
FRA - France	QR (1)	KAMKASOMPHOU Thu	12 OCT 1968
NOR - Norway	QL (3)	DAHLEN Aida	5 OCT 1990
PHI - Philippines	QI (9)	MEDINA Josephine	20 MAR 1970
SWE - Sweden	QL (7)	ABRAHAMSSON Josefin	4 OCT 1979

NOTES

All changes are available in INFO.
(nnn) in "How Qualified" represents the player's singles world ranking as of July 2012.

LEGEND

QI Qualification by Invitation **QL** Qualification by Ranking List **QR** Regional Qualification



Draw

GROUP A

Rk	Name	NPC	FRA	SWE	CHN	EGY	Match Points
1	KAMKASOMPHOU Thu	FRA		3:0 (11:5, 11:5, 11:6)	3:1 (11:8, 9:11, 11:6, 11:7)	3:0 (11:4, 12:10, 11:5)	6
2	ABRAHAMSSON Josefin	SWE	0:3 (5:11, 5:11, 6:11)		3:2 (11:1, 11:9, 4:11, 8:11, 11:8)	3:1 (9:11, 11:7, 11:4, 11:9)	5
3	YU Hailian	CHN	1:3 (8:11, 11:9, 6:11, 7:11)	2:3 (1:11, 9:11, 11:4, 11:8, 8:11)		3:0 (11:5, 11:6, 11:7)	4
4	MAHMOUD Eman	EGY	0:3 (4:11, 10:12, 5:11)	1:3 (11:9, 7:11, 4:11, 9:11)	0:3 (5:11, 6:11, 7:11)		3

GROUP B

Rk	Name	NPC	CHN	PHI	NOR	BRA	Match Points
1	MAO Jingdian	CHN		3:0 (11:7, 11:6, 11:9)	3:0 (11:5, 11:8, 11:8)	3:0 (11:8, 11:5, 12:10)	6
2	MEDINA Josephine	PHI	0:3 (7:11, 6:11, 9:11)		3:1 (13:11, 3:11, 11:7, 11:5)	3:0 (11:4, 11:6, 11:9)	5
3	DAHLEN Aida	NOR	0:3 (5:11, 8:11, 8:11)	1:3 (11:13, 11:3, 7:11, 5:11)		3:0 (11:8, 11:4, 11:7)	4
4	RODRIGUES Jane	BRA	0:3 (8:11, 5:11, 10:12)	0:3 (4:11, 6:11, 9:11)	0:3 (8:11, 4:11, 7:11)		3

Qualification rule:

First and Second from each group will qualify for the Semifinals.

LEGEND

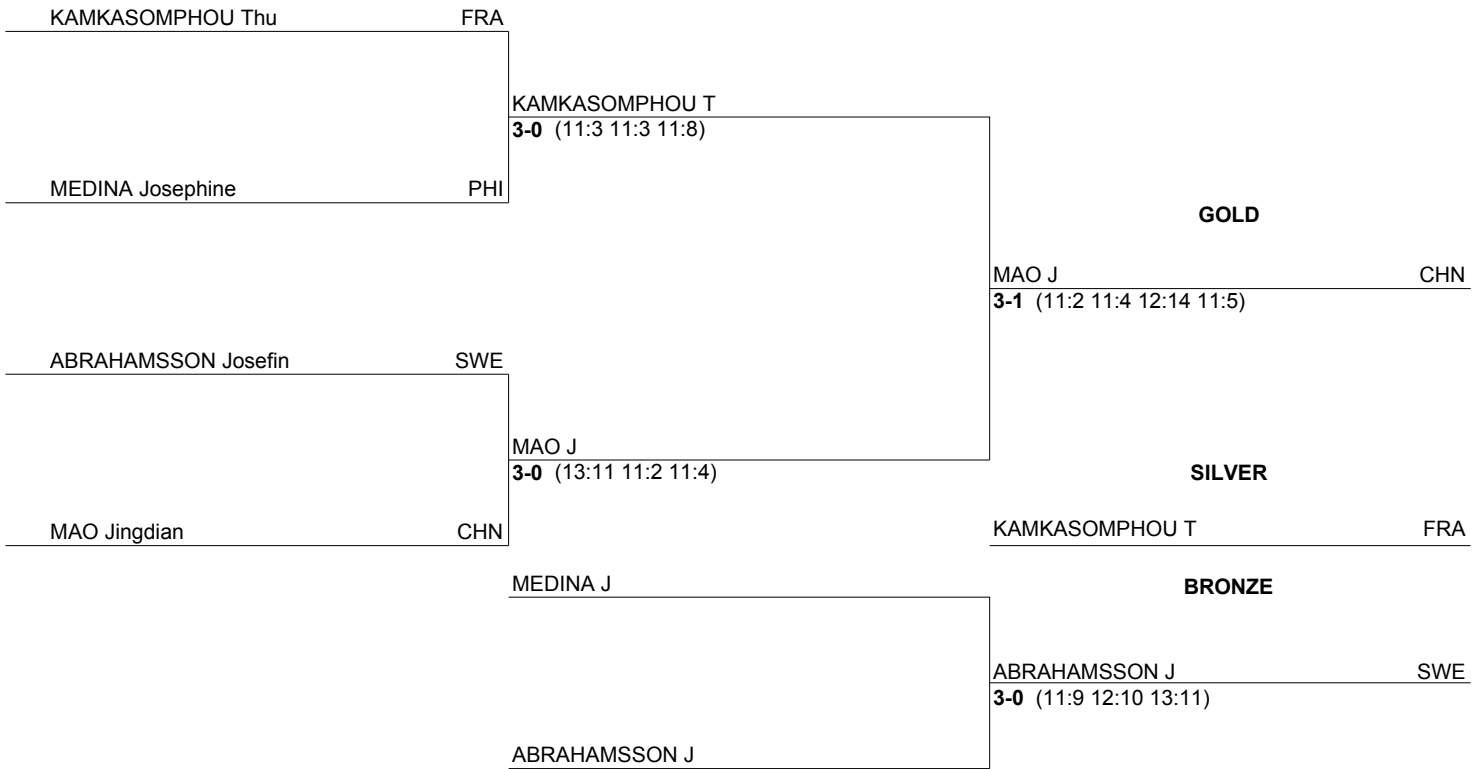
Rk Rank



Draw

QUALIFIED FROM GROUPS				
Group	Rk	Name	NPC	Match Points
A	1	KAMKASOMPHOU Thu	FRA	6
B	1	MAO Jingdian	CHN	6
A	2	ABRAHAMSSON Josefin	SWE	5
B	2	MEDINA Josephine	PHI	5

Semifinals	NPC Code	Finals
------------	----------	--------



LEGEND	
Rk	Rank



Match Results

KAMKASOMPHOU Thu (FRA) 3-0 MAHMOUD Eman (EGY)

Game Summary		Match	Game 1	Game 2	Game 3	Game 4	Game 5
KAMKASOMPHOU Thu	FRA	3	11	12	11		
MAHMOUD Eman	EGY	0	4	10	5		
Duration:		17min	3 min	6 min	5 min		

Match No : SW8(9) Table : 2

Umpires : SZILY Marta (HUN) ROBERTS Averil (NZL)

Player Statistics	KAMKASOMPHOU Thu (FRA)					Match	MAHMOUD Eman (EGY)					Match
	Game						Game					
	1	2	3	4	5		1	2	3	4	5	
Points won	11	12	11			34	4	10	5			19
Biggest lead	7	2	6			7	3	5	-			5
Points won on own serve	5	6	5			16	2	5	2			9
Points lost on own serve	2	5	3			10	6	6	6			18
Most consecutive points won	8	4	4			8	3	6	2			6
Greatest deficit overcome	3	5	-			5	-	-	-			-
Handedness/Grip	Right/Shakehand						Right/Shakehand					

Game/Match Statistics	Game					Match
	1	2	3	4	5	
Longest rally (strokes)	9	8	7			9
Average rally	3	4	4			4

Game Progress

1	KAMKASOMPHOU Thu (FRA)	0	*0	1	*3	4	*6	8	*10	11				
	MAHMOUD Eman (EGY)	*0	2	*3	3	*4	4	*4	4					4
2	KAMKASOMPHOU Thu (FRA)	*0	1	*1	1	*2	4	*5	7	*9	9	*10	11	12
	MAHMOUD Eman (EGY)	0	*1	3	*5	6	*6	7	*7	7	*9	10	*10	10
3	KAMKASOMPHOU Thu (FRA)	0	*2	4	*5	6	*8	8	*9	11				
	MAHMOUD Eman (EGY)	*0	0	*0	1	*2	2	*4	5	5				

NOTES

The "Greatest deficit overcome" only applies when the player ends up winning the game.

LEGEND

SW Women's Singles * Server



Match Results

ABRAHAMSSON Josefin (SWE) 3-2 YU Hailian (CHN)

Game Summary		Match	Game 1	Game 2	Game 3	Game 4	Game 5
ABRAHAMSSON Josefin	SWE	3	11	11	4	8	11
YU Hailian	CHN	2	1	9	11	11	8
Duration:		32min	3 min	5 min	4 min	6 min	6 min

Match No : SW8(10) Table : 4

Umpires : LEE Soon-Ju (KOR) MAY Peter (GBR)

Player Statistics	ABRAHAMSSON Josefin (SWE)						YU Hailian (CHN)					
	Game					Match	Game					Match
	1	2	3	4	5		1	2	3	4	5	
Points won	11	11	4	8	11	45	1	9	11	11	8	40
Biggest lead	10	4	1	1	4	10	-	2	7	3	1	7
Points won on own serve	5	7	2	5	8	27	0	6	5	7	6	24
Points lost on own serve	1	3	6	4	2	16	6	4	2	3	3	18
Most consecutive points won	7	4	2	3	3	7	1	4	5	4	3	5
Greatest deficit overcome	-	2	-	-	1	2	-	-	1	1	-	1
Handedness/Grip	Left/Shakehand						Right/Shakehand					

Game/Match Statistics	Game					Match
	1	2	3	4	5	
Longest rally (strokes)	11	17	11	12	24	24
Average rally	5	4	5	5	7	5

Game Progress

1	ABRAHAMSSON Josefin (SWE)	*0	2	*4	5	*7	9	11				
	YU Hailian (CHN)	0	*0	0	*1	1	*1	1				
2	ABRAHAMSSON Josefin (SWE)	0	*1	2	*2	4	*5	7	*9	9	*9	11
	YU Hailian (CHN)	*0	1	*2	4	*4	5	*5	5	*7	9	9
3	ABRAHAMSSON Josefin (SWE)	*0	1	*2	2	*3	3	*3	4	4		
	YU Hailian (CHN)	0	*1	2	*4	5	*7	9	*10	11		
4	ABRAHAMSSON Josefin (SWE)	0	*1	1	*2	4	*4	6	*7	8	*8	8
	YU Hailian (CHN)	*0	1	*3	4	*4	6	*6	7	*8	10	11
5	ABRAHAMSSON Josefin (SWE)	*0	1	*2	4	*5	7	*7	8	*8	10	11
	YU Hailian (CHN)	0	*1	2	*2	3	*3	5	*6	8	*8	8

NOTES
The "Greatest deficit overcome" only applies when the player ends up winning the game.

LEGEND
SW Women's Singles * Server



Match Results

KAMKASOMPHOU Thu (FRA) 3-1 YU Hailian (CHN)

Game Summary		Match	Game 1	Game 2	Game 3	Game 4	Game 5
KAMKASOMPHOU Thu	FRA	3	11	9	11	11	
YU Hailian	CHN	1	8	11	6	7	
Duration:		25min	5 min	6 min	5 min	5 min	

Match No : SW8(6) Table : 4

Umpires : RACKO Boris (SVK) TICACALA Victor Hugo (ARG)

Player Statistics	KAMKASOMPHOU Thu (FRA)					Match	YU Hailian (CHN)					Match
	Game						Game					
	1	2	3	4	5		1	2	3	4	5	
Points won	11	9	11	11		42	8	11	6	7		32
Biggest lead	5	2	5	4		5	-	3	-	-		3
Points won on own serve	6	4	4	5		19	5	5	2	2		14
Points lost on own serve	3	6	4	5		18	5	5	7	6		23
Most consecutive points won	4	3	5	3		5	3	4	4	2		4
Greatest deficit overcome	-	-	-	-		-	-	2	-	-		2
Handedness/Grip	Right/Shakehand						Right/Shakehand					

Game/Match Statistics	Game					Match
	1	2	3	4	5	
Longest rally (strokes)	10	8	18	14		18
Average rally	4	4	5	4		4

Game Progress

1	KAMKASOMPHOU Thu (FRA)	0	*1	3	*5	6	*7	8	*9	10	*10	11
	YU Hailian (CHN)	*0	1	*1	1	*2	3	*4	5	*6	8	8
2	KAMKASOMPHOU Thu (FRA)	*0	1	*3	4	*4	4	*5	6	*7	8	9
	YU Hailian (CHN)	0	*1	1	*2	4	*6	7	*8	9	*10	11
3	KAMKASOMPHOU Thu (FRA)	0	*2	4	*5	5	*6	7	*9	10	11	
	YU Hailian (CHN)	*0	0	*0	1	*3	4	*5	5	*6	6	
4	KAMKASOMPHOU Thu (FRA)	*0	1	*3	3	*5	6	*7	8	*9	11	
	YU Hailian (CHN)	0	*1	1	*3	3	*4	5	*6	7	7	

NOTES

The "Greatest deficit overcome" only applies when the player ends up winning the game.

LEGEND

SW Women's Singles * Server



Match Results

ABRAHAMSSON Josefin (SWE) 3-1 MAHMOUD Eman (EGY)

Game Summary		Match	Game 1	Game 2	Game 3	Game 4	Game 5
ABRAHAMSSON Josefin	SWE	3	9	11	11	11	
MAHMOUD Eman	EGY	1	11	7	4	9	
Duration:		22min	4 min	5 min	4 min	6 min	

Match No : SW8(5) Table : 2

Umpires : REID Lynda (GBR) WILLIAMSON Robert (GBR)

Player Statistics	ABRAHAMSSON Josefin (SWE)					Match	MAHMOUD Eman (EGY)					Match	
	Game						Match	Game					
	1	2	3	4	5			1	2	3	4		5
Points won	9	11	11	11		42	11	7	4	9		31	
Biggest lead	-	4	7	3		7	8	-	-	1		8	
Points won on own serve	6	8	7	7		28	7	5	4	6		22	
Points lost on own serve	4	2	0	3		9	3	3	4	4		14	
Most consecutive points won	6	3	5	3		6	6	2	2	4		6	
Greatest deficit overcome	-	-	-	1		1	-	-	-	-		-	
Handedness/Grip	Left/Shakehand						Right/Shakehand						

Game/Match Statistics	Game					Match
	1	2	3	4	5	
Longest rally (strokes)	14	10	10	18		18
Average rally	6	5	5	6		5

Game Progress

1	ABRAHAMSSON Josefin (SWE)	0	*0	0	*0	1	*1	3	*5	7	*8	9
	MAHMOUD Eman (EGY)	*0	2	*4	6	*7	9	*9	9	*9	10	11
2	ABRAHAMSSON Josefin (SWE)	*0	2	*3	4	*5	7	*8	9	*9	11	
	MAHMOUD Eman (EGY)	0	*0	1	*2	3	*3	4	*5	7	7	
3	ABRAHAMSSON Josefin (SWE)	0	*1	3	*4	6	*6	8	*10	11		
	MAHMOUD Eman (EGY)	*0	1	*1	2	*2	4	*4	4	4		
4	ABRAHAMSSON Josefin (SWE)	*0	2	*3	4	*4	5	*6	7	*8	10	11
	MAHMOUD Eman (EGY)	0	*0	1	*2	4	*5	6	*7	8	*8	9

NOTES
The "Greatest deficit overcome" only applies when the player ends up winning the game.

LEGEND
SW Women's Singles * Server



Match Results

KAMKASOMPHOU Thu (FRA) 3-0 ABRAHAMSSON Josefin (SWE)

Game Summary		Match	Game 1	Game 2	Game 3	Game 4	Game 5
KAMKASOMPHOU Thu	FRA	3	11	11	11		
ABRAHAMSSON Josefin	SWE	0	5	5	6		
Duration:		18min	5 min	4 min	5 min		

Match No : SW8(1) Table : 2

Umpires : ATTOOR Satheese (IND) DEMARIO Leonor (BRA)

Player Statistics	KAMKASOMPHOU Thu (FRA)					Match	ABRAHAMSSON Josefin (SWE)					Match
	Game						Game					
	1	2	3	4	5		1	2	3	4	5	
Points won	11	11	11			33	5	5	6			16
Biggest lead	6	6	5			6	3	1	1			3
Points won on own serve	2	7	7			16	1	4	4			9
Points lost on own serve	5	1	2			8	8	4	4			16
Most consecutive points won	5	6	4			6	3	2	3			3
Greatest deficit overcome	3	1	1			3	-	-	-			-
Handedness/Grip	Right/Shakehand						Left/Shakehand					

Game/Match Statistics	Game					Match
	1	2	3	4	5	
Longest rally (strokes)	6	12	6			12
Average rally	3	5	4			4

Game Progress

1	KAMKASOMPHOU Thu (FRA)	*0	0	2	*4	4	*6	*8	9	11	
	ABRAHAMSSON Josefin (SWE)	0	*2	*2	2	*4	4	4	*5	5	
2	KAMKASOMPHOU Thu (FRA)	0	*1	3	*4	5	*5	7	*9	11	
	ABRAHAMSSON Josefin (SWE)	*0	1	*1	2	*3	5	*5	5	5	
3	KAMKASOMPHOU Thu (FRA)	*0	2	*3	3	*4	6	*7	9	*10	11
	ABRAHAMSSON Josefin (SWE)	0	*0	1	*3	4	*4	5	*5	6	6

NOTES
The "Greatest deficit overcome" only applies when the player ends up winning the game.

LEGEND
SW Women's Singles * Server



Match Results

YU Hailian (CHN) 3-0 MAHMOUD Eman (EGY)

Game Summary		Match	Game 1	Game 2	Game 3	Game 4	Game 5
YU Hailian	CHN	3	11	11	11		
MAHMOUD Eman	EGY	0	5	6	7		
Duration:		14min	4 min	4 min	4 min		

Match No : SW8(2) Table : 4

Umpires : EDWARDS David (GBR) WILLIAMS Jackie (GBR)

Player Statistics	YU Hailian (CHN)						Match	MAHMOUD Eman (EGY)						Match
	Game					Match		Game					Match	
	1	2	3	4	5			1	2	3	4	5		
Points won	11	11	11				33	5	6	7				18
Biggest lead	6	5	5				6	1	-	-				1
Points won on own serve	5	7	5				17	2	4	4				10
Points lost on own serve	3	2	3				8	6	4	6				16
Most consecutive points won	6	3	5				6	2	2	3				3
Greatest deficit overcome	1	-	-				1	-	-	-				-
Handedness/Grip	Right/Shakehand							Right/Shakehand						

Game/Match Statistics	Game					Match
	1	2	3	4	5	
Longest rally (strokes)	6	19	10			19
Average rally	3	5	5			4

Game Progress

1	YU Hailian (CHN)	0	*1	2	*4	4	*5	7	*9	11	
	MAHMOUD Eman (EGY)	*0	1	*2	2	*4	5	*5	5	5	
2	YU Hailian (CHN)	*0	2	*3	4	*5	7	*8	9	*10	11
	MAHMOUD Eman (EGY)	0	*0	1	*2	3	*3	4	*5	6	6
3	YU Hailian (CHN)	0	*2	3	*3	5	*7	8	*9	10	11
	MAHMOUD Eman (EGY)	*0	0	*1	3	*3	3	*4	5	*6	7

NOTES
The "Greatest deficit overcome" only applies when the player ends up winning the game.

LEGEND
SW Women's Singles * Server



Match Results

MAO Jingdian (CHN) 3-0 RODRIGUES Jane (BRA)

Game Summary		Match	Game 1	Game 2	Game 3	Game 4	Game 5
MAO Jingdian	CHN	3	11	11	12		
RODRIGUES Jane	BRA	0	8	5	10		
Duration:		18min	4 min	4 min	6 min		

Match No : SW8(11) Table : 6

Umpires : SUTCLIFFE Russell (GBR) PAYNE Michael (GBR)

Player Statistics	MAO Jingdian (CHN)					Match	RODRIGUES Jane (BRA)					Match
	Game						Game					
	1	2	3	4	5		1	2	3	4	5	
Points won	11	11	12			34	8	5	10			23
Biggest lead	4	6	4			6	1	2	-			2
Points won on own serve	7	5	9			21	5	2	8			15
Points lost on own serve	3	3	2			8	4	6	3			13
Most consecutive points won	3	7	4			7	3	3	3			3
Greatest deficit overcome	1	2	-			2	-	-	-			-
Handedness/Grip	Right/Shakehand						Right/Shakehand					

Game/Match Statistics	Game					Match
	1	2	3	4	5	
Longest rally (strokes)	22	7	20			22
Average rally	5	4	6			5

Game Progress

1	MAO Jingdian (CHN)	*0	1	*2	4	*5	7	*7	8	*9	10	11		
	RODRIGUES Jane (BRA)	0	*1	2	*2	3	*3	5	*6	7	*8	8		
2	MAO Jingdian (CHN)	0	*1	1	*3	4	*5	7	*9	11				
	RODRIGUES Jane (BRA)	*0	1	*3	3	*4	5	*5	5	5				
3	MAO Jingdian (CHN)	*0	1	*3	5	*5	6	*6	8	*8	10	*10	11	12
	RODRIGUES Jane (BRA)	0	*1	1	*1	3	*4	6	*6	8	*8	10	*10	10

NOTES
The "Greatest deficit overcome" only applies when the player ends up winning the game.

LEGEND
SW Women's Singles * Server



Match Results

MEDINA Josephine (PHI) 3-1 DAHLEN Aida (NOR)

Game Summary		Match	Game 1	Game 2	Game 3	Game 4	Game 5
MEDINA Josephine	PHI	3	13	3	11	11	
DAHLEN Aida	NOR	1	11	11	7	5	
Duration:		28min	8 min	4 min	6 min	6 min	

Match No : SW8(12) Table : 8

Umpires : RACKO Boris (SVK) TICACALA Victor Hugo (ARG)

Player Statistics	MEDINA Josephine (PHI)					Match	DAHLEN Aida (NOR)					Match
	Game						Game					
	1	2	3	4	5		1	2	3	4	5	
Points won	13	3	11	11		38	11	11	7	5		34
Biggest lead	4	-	4	6		6	2	8	2	-		8
Points won on own serve	8	1	7	5		21	7	6	4	2		19
Points lost on own serve	4	5	3	3		15	5	2	4	6		17
Most consecutive points won	5	2	4	3		5	3	5	2	2		5
Greatest deficit overcome	2	-	2	-		2	-	-	-	-		-
Handedness/Grip	Right/Shakehand						Right/Shakehand					

Game/Match Statistics	Game					Match
	1	2	3	4	5	
Longest rally (strokes)	10	6	6	13		13
Average rally	5	4	4	5		4

Game Progress

1	MEDINA Josephine (PHI)	*0	1	*1	3	*4	5	*7	9	*9	10	*10	10	*11	12	13
	DAHLEN Aida (NOR)	0	*1	3	*3	4	*5	5	*5	7	*8	10	*11	11	*11	11
2	MEDINA Josephine (PHI)	0	*0	0	*1	2	*3	3	3							
	DAHLEN Aida (NOR)	*0	2	*4	5	*6	7	*9	11							
3	MEDINA Josephine (PHI)	*0	1	*1	3	*5	6	*7	8	*9	11					
	DAHLEN Aida (NOR)	0	*1	3	*3	3	*4	5	*6	7	7					
4	MEDINA Josephine (PHI)	0	*1	2	*4	5	*7	8	*9	11						
	DAHLEN Aida (NOR)	*0	1	*2	2	*3	3	*4	5	5						

NOTES
The "Greatest deficit overcome" only applies when the player ends up winning the game.

LEGEND
SW Women's Singles * Server



Match Results

MAO Jingdian (CHN) 3-0 DAHLEN Aida (NOR)

Game Summary		Match	Game 1	Game 2	Game 3	Game 4	Game 5
MAO Jingdian	CHN	3	11	11	11		
DAHLEN Aida	NOR	0	5	8	8		
Duration:		20min	4 min	6 min	8 min		

Match No : SW8(8) Table : 4

Umpires : EIKMANS Angelo (NED) CLARKE Stan (GBR)

Player Statistics	MAO Jingdian (CHN)					Match	DAHLEN Aida (NOR)					Match
	Game						Game					
	1	2	3	4	5		1	2	3	4	5	
Points won	11	11	11			33	5	8	8			21
Biggest lead	6	3	3			6	-	2	3			3
Points won on own serve	5	6	6			17	2	4	5			11
Points lost on own serve	3	4	3			10	6	5	5			16
Most consecutive points won	5	4	4			5	2	3	3			3
Greatest deficit overcome	-	2	3			3	-	-	-			-
Handedness/Grip	Right/Shakehand						Right/Shakehand					

Game/Match Statistics	Game					Match
	1	2	3	4	5	
Longest rally (strokes)	14	18	26			26
Average rally	5	8	13			9

Game Progress

1	MAO Jingdian (CHN)	0	*2	3	*4	5	*7	9	*10	11		
	DAHLEN Aida (NOR)	*0	0	*1	2	*3	3	*3	4	5		
2	MAO Jingdian (CHN)	*0	1	*2	3	*3	5	*7	7	*8	10	11
	DAHLEN Aida (NOR)	0	*1	2	*3	5	*5	5	*7	8	*8	8
3	MAO Jingdian (CHN)	0	*0	1	*3	4	*5	7	*8	9	*10	11
	DAHLEN Aida (NOR)	*0	2	*3	3	*4	5	*5	6	*7	8	8

NOTES
The "Greatest deficit overcome" only applies when the player ends up winning the game.

LEGEND
SW Women's Singles * Server



Match Results

MEDINA Josephine (PHI) 3-0 RODRIGUES Jane (BRA)

Game Summary		Match	Game 1	Game 2	Game 3	Game 4	Game 5
MEDINA Josephine	PHI	3	11	11	11		
RODRIGUES Jane	BRA	0	4	6	9		
Duration:		18min	5 min	4 min	7 min		

Match No : SW8(7) Table : 2

Umpires : GOULDEN David (GBR) HIGGINS Peter (GBR)

Player Statistics	MEDINA Josephine (PHI)					Match	RODRIGUES Jane (BRA)					Match
	Game						Game					
	1	2	3	4	5		1	2	3	4	5	
Points won	11	11	11			33	4	6	9			19
Biggest lead	7	5	3			7	-	1	2			2
Points won on own serve	7	7	7			21	4	4	6			14
Points lost on own serve	0	2	3			5	4	4	4			12
Most consecutive points won	4	4	5			5	2	2	4			4
Greatest deficit overcome	-	1	2			2	-	-	-			-
Handedness/Grip	Right/Shakehand						Right/Shakehand					

Game/Match Statistics	Game					Match
	1	2	3	4	5	
Longest rally (strokes)	7	9	11			11
Average rally	3	4	5			4

Game Progress

1	MEDINA Josephine (PHI)	0	*2	4	*4	6	*7	9	*10	11		
	RODRIGUES Jane (BRA)	*0	0	*0	2	*2	3	*3	4	4		
2	MEDINA Josephine (PHI)	*0	1	*2	4	*5	7	*8	9	*10	11	
	RODRIGUES Jane (BRA)	0	*1	2	*2	3	*3	4	*5	6	6	
3	MEDINA Josephine (PHI)	0	*0	2	*4	5	*6	7	*7	8	*9	11
	RODRIGUES Jane (BRA)	*0	2	*2	2	*3	4	*5	7	*8	9	9

NOTES
The "Greatest deficit overcome" only applies when the player ends up winning the game.

LEGEND
SW Women's Singles * Server



Match Results

MAO Jingdian (CHN) 3-0 MEDINA Josephine (PHI)

Game Summary		Match	Game 1	Game 2	Game 3	Game 4	Game 5
MAO Jingdian	CHN	3	11	11	11		
MEDINA Josephine	PHI	0	7	6	9		
Duration:		22min	6 min	5 min	6 min		

Match No : SW8(3) Table : 6

Umpires : KARSHTEDT Yelena (USA) TAMURA Nagako (JPN)

Player Statistics	MAO Jingdian (CHN)					Match	MEDINA Josephine (PHI)					Match
	Game						Game					
	1	2	3	4	5		1	2	3	4	5	
Points won	11	11	11			33	7	6	9			22
Biggest lead	4	5	2			5	3	1	4			4
Points won on own serve	6	5	5			16	3	3	4			10
Points lost on own serve	4	3	5			12	5	6	6			17
Most consecutive points won	4	6	6			6	3	2	4			4
Greatest deficit overcome	3	1	4			4	-	-	-			-
Handedness/Grip	Right/Shakehand						Right/Shakehand					

Game/Match Statistics	Game					Match
	1	2	3	4	5	
Longest rally (strokes)	19	13	20			20
Average rally	6	6	8			7

Game Progress

1	MAO Jingdian (CHN)	*0	0	*1	2	*3	5	*6	7	*9	11	
	MEDINA Josephine (PHI)	0	*2	3	*4	5	*5	6	*7	7	7	
2	MAO Jingdian (CHN)	0	*1	2	*3	4	*6	8	*9	10	11	
	MEDINA Josephine (PHI)	*0	1	*2	3	*4	4	*4	5	*6	6	
3	MAO Jingdian (CHN)	*0	0	*0	2	*3	4	*5	5	*7	9	11
	MEDINA Josephine (PHI)	0	*2	4	*4	5	*6	7	*9	9	*9	9

NOTES
The "Greatest deficit overcome" only applies when the player ends up winning the game.

LEGEND
SW Women's Singles * Server



Match Results

DAHLEN Aida (NOR) 3-0 RODRIGUES Jane (BRA)

Game Summary		Match	Game 1	Game 2	Game 3	Game 4	Game 5
DAHLEN Aida	NOR	3	11	11	11		
RODRIGUES Jane	BRA	0	8	4	7		
Duration:		17min	5 min	4 min	5 min		

Match No : SW8(4) Table : 8

Umpires : GOULDEN David (GBR) HIGGINS Peter (GBR)

Player Statistics	DAHLEN Aida (NOR)					Match	RODRIGUES Jane (BRA)					Match
	Game						Game					
	1	2	3	4	5		1	2	3	4	5	
Points won	11	11	11			33	8	4	7			19
Biggest lead	3	7	4			7	2	1	1			2
Points won on own serve	6	7	4			17	5	3	3			11
Points lost on own serve	3	1	4			8	5	4	7			16
Most consecutive points won	4	4	4			4	2	1	3			3
Greatest deficit overcome	2	1	1			2	-	-	-			-
Handedness/Grip	Right/Shakehand						Right/Shakehand					

Game/Match Statistics	Game					Match
	1	2	3	4	5	
Longest rally (strokes)	6	10	13			13
Average rally	3	4	4			4

Game Progress

1	DAHLEN Aida (NOR)	0	*0	1	*2	3	*5	6	*7	9	*10	11
	RODRIGUES Jane (BRA)	*0	2	*3	4	*5	5	*6	7	*7	8	8
2	DAHLEN Aida (NOR)	*0	1	*2	4	*5	7	*8	10	11		
	RODRIGUES Jane (BRA)	0	*1	2	*2	3	*3	4	*4	4		
3	DAHLEN Aida (NOR)	0	*2	3	*4	5	*5	6	*8	9	11	
	RODRIGUES Jane (BRA)	*0	0	*1	2	*3	5	*6	6	*7	7	

NOTES

The "Greatest deficit overcome" only applies when the player ends up winning the game.

LEGEND

SW Women's Singles * Server



Match Results

KAMKASOMPHOU Thu (FRA) 3-0 MEDINA Josephine (PHI)

Game Summary		Match	Game 1	Game 2	Game 3	Game 4	Game 5
KAMKASOMPHOU Thu	FRA	3	11	11	11		
MEDINA Josephine	PHI	0	3	3	8		
Duration:		19min	4 min	4 min	6 min		

Match No : SW8(13) Table : 2

Umpires : MONTFORT Neil (AUS) BALGHAITH Alawi (QAT)

Player Statistics	KAMKASOMPHOU Thu (FRA)					Match	MEDINA Josephine (PHI)					Match
	Game						Game					
	1	2	3	4	5		1	2	3	4	5	
Points won	11	11	11			33	3	3	8			14
Biggest lead	8	8	5			8	-	-	-			-
Points won on own serve	5	7	3			15	2	2	2			6
Points lost on own serve	1	1	6			8	6	4	8			18
Most consecutive points won	8	8	5			8	3	2	3			3
Greatest deficit overcome	-	-	-			-	-	-	-			-
Handedness/Grip	Right/Shakehand						Right/Shakehand					

Game/Match Statistics	Game					Match
	1	2	3	4	5	
Longest rally (strokes)	6	9	9			9
Average rally	4	4	5			4

Game Progress

1	KAMKASOMPHOU Thu (FRA)	0	*2	4	*6	8	*8	9	11			
	MEDINA Josephine (PHI)	*0	0	*0	0	*0	2	*3	3			
2	KAMKASOMPHOU Thu (FRA)	*0	2	*2	3	*5	7	*9	11			
	MEDINA Josephine (PHI)	0	*0	2	*3	3	*3	3	3			
3	KAMKASOMPHOU Thu (FRA)	0	*2	4	*5	5	*7	7	*9	9	*10	11
	MEDINA Josephine (PHI)	*0	0	*0	1	*3	3	*5	5	*7	8	8

NOTES
The "Greatest deficit overcome" only applies when the player ends up winning the game.

LEGEND
SW Women's Singles * Server



Match Results

MAO Jingdian (CHN) 3-0 ABRAHAMSSON Josefin (SWE)

Game Summary		Match	Game 1	Game 2	Game 3	Game 4	Game 5
MAO Jingdian	CHN	3	13	11	11		
ABRAHAMSSON Josefin	SWE	0	11	2	4		
Duration:		19min	7 min	4 min	5 min		

Match No : SW8(14) Table : 4

Umpires : CLARKE Stan (GBR) FOOTE Ben (GBR)

Player Statistics	MAO Jingdian (CHN)					Match	ABRAHAMSSON Josefin (SWE)					Match
	Game						Game					
	1	2	3	4	5		1	2	3	4	5	
Points won	13	11	11			35	11	2	4			17
Biggest lead	3	9	7			9	2	-	-			2
Points won on own serve	7	6	4			17	6	1	1			8
Points lost on own serve	5	1	3			9	6	5	7			18
Most consecutive points won	3	8	4			8	3	1	2			3
Greatest deficit overcome	2	-	-			2	-	-	-			-
Handedness/Grip	Right/Shakehand						Left/Shakehand					

Game/Match Statistics	Game					Match
	1	2	3	4	5	
Longest rally (strokes)	13	13	27			27
Average rally	6	7	8			7

Game Progress

1	MAO Jingdian (CHN)	0	*0	2	*3	4	*5	7	*8	9	*10	10	*11	11	*12	13
	ABRAHAMSSON Josefin (SWE)	*0	2	*2	3	*4	5	*5	6	*7	8	*10	10	*11	11	*11
2	MAO Jingdian (CHN)	*0	2	*3	4	*6	8	*10	11							
	ABRAHAMSSON Josefin (SWE)	0	*0	1	*2	2	*2	2	2							
3	MAO Jingdian (CHN)	0	*2	2	*4	6	*7	8	*10	11						
	ABRAHAMSSON Josefin (SWE)	*0	0	*2	2	*2	3	*4	4	4						

NOTES
The "Greatest deficit overcome" only applies when the player ends up winning the game.

LEGEND
SW Women's Singles * Server



Match Results

ABRAHAMSSON Josefin (SWE) 3-0 MEDINA Josephine (PHI)

Game Summary		Match	Game 1	Game 2	Game 3	Game 4	Game 5
ABRAHAMSSON Josefin	SWE	3	11	12	13		
MEDINA Josephine	PHI	0	9	10	11		
Duration:		29min	7 min	9 min	9 min		

Match No : SW8(15) Table : 4

Umpires : EDWARDS David (GBR) FRASER Margot (GBR)

Player Statistics	ABRAHAMSSON Josefin (SWE)					Match	MEDINA Josephine (PHI)					Match
	Game						Game					
	1	2	3	4	5		1	2	3	4	5	
Points won	11	12	13			36	9	10	11			30
Biggest lead	2	4	3			4	3	1	1			3
Points won on own serve	5	7	7			19	4	6	6			16
Points lost on own serve	5	4	5			14	6	5	6			17
Most consecutive points won	3	3	3			3	5	3	3			5
Greatest deficit overcome	3	1	1			3	-	-	-			-
Handedness/Grip	Left/Shakehand						Right/Shakehand					

Game/Match Statistics	Game					Match
	1	2	3	4	5	
Longest rally (strokes)	15	14	9			15
Average rally	5	5	5			5

Game Progress

1	ABRAHAMSSON Josefin (SWE)	0	*2	3	*3	3	*4	6	*7	8	*10	11				
	MEDINA Josephine (PHI)	*0	0	*1	3	*5	6	*6	7	*8	8	9				
2	ABRAHAMSSON Josefin (SWE)	*0	2	*3	5	*5	7	*8	8	*9	9	*10	11	12		
	MEDINA Josephine (PHI)	0	*0	1	*1	3	*3	4	*6	7	*9	10	*10	10		
3	ABRAHAMSSON Josefin (SWE)	0	*1	3	*4	5	*6	6	*7	8	*9	10	*10	11	*12	13
	MEDINA Josephine (PHI)	*0	1	*1	2	*3	4	*6	7	*8	9	*10	11	*11	11	11

NOTES

The "Greatest deficit overcome" only applies when the player ends up winning the game.

LEGEND

SW Women's Singles * Server



Match Results

MAO Jingdian (CHN) 3-1 KAMKASOMPHOU Thu (FRA)

Game Summary		Match	Game 1	Game 2	Game 3	Game 4	Game 5
MAO Jingdian	CHN	3	11	11	12	11	
KAMKASOMPHOU Thu	FRA	1	2	4	14	5	
Duration:		30min	4 min	5 min	10 min	6 min	

Match No : SW8(16) Table : 2

Umpires : REID Lynda (GBR) BALGHAITH Alawi (QAT)

Player Statistics	MAO Jingdian (CHN)					Match	KAMKASOMPHOU Thu (FRA)					Match
	Game						Game					
	1	2	3	4	5		1	2	3	4	5	
Points won	11	11	12	11		45	2	4	14	5		25
Biggest lead	9	7	2	6		9	-	-	5	1		5
Points won on own serve	5	6	7	4		22	1	2	8	1		12
Points lost on own serve	1	2	6	4		13	6	5	5	7		23
Most consecutive points won	6	5	7	6		7	2	1	5	2		5
Greatest deficit overcome	-	-	-	1		1	-	-	2	-		2
Handedness/Grip	Right/Shakehand						Right/Shakehand					

Game/Match Statistics	Game					Match
	1	2	3	4	5	
Longest rally (strokes)	17	19	29	30		30
Average rally	7	7	8	8		7

Game Progress

1	MAO Jingdian (CHN)	0	*2	4	*5	6	*8	10	11									
	KAMKASOMPHOU Thu (FRA)	*0	0	*0	1	*2	2	*2	2									
2	MAO Jingdian (CHN)	*0	1	*2	4	*5	7	*9	10	11								
	KAMKASOMPHOU Thu (FRA)	0	*1	2	*2	3	*3	3	*4	4								
3	MAO Jingdian (CHN)	0	*0	2	*2	2	*3	5	*7	9	*9	10	*11	11	*12	12	*12	12
	KAMKASOMPHOU Thu (FRA)	*0	2	*2	4	*6	7	*7	7	*7	9	*10	10	*11	11	*12	13	14
4	MAO Jingdian (CHN)	*0	1	*3	5	*6	7	*9	9	11								
	KAMKASOMPHOU Thu (FRA)	0	*1	1	*1	2	*3	3	*5	5								

NOTES

The "Greatest deficit overcome" only applies when the player ends up winning the game.

LEGEND

SW Women's Singles * Server



Player Statistics

As of SUN 2 SEP 2012

Players	NPC	Matches				Games				Match Duration	
		Played	Won	Lost	%Won	Played	Won	Lost	%Won	All	Average
ABRAHAMSSON Josefin	SWE	5	3	2	60%	18	9	9	50%	2h0min	24min
Left/Shakehand		Points Won				Points Lost					
C8		Total	Own Serve:	91	Most Consecutive:	7	Total	Own Serve:	73	Most Consecutive:	8
		157	Opp. Serve:	66	GDO:	3	168	Opp. Serve:	95	GLL:	3
DAHLEN Aida	NOR	3	1	2	33%	10	4	6	40%	1h5min	22min
Right/Shakehand		Points Won				Points Lost					
C8		Total	Own Serve:	47	Most Consecutive:	5	Total	Own Serve:	41	Most Consecutive:	5
		88	Opp. Serve:	41	GDO:	2	90	Opp. Serve:	49	GLL:	3
KAMKASOMPHOU Thu	FRA	5	4	1	80%	17	13	4	76%	1h49min	22min
Right/Shakehand		Points Won				Points Lost					
C8		Total	Own Serve:	78	Most Consecutive:	8	Total	Own Serve:	67	Most Consecutive:	7
		166	Opp. Serve:	88	GDO:	5	127	Opp. Serve:	60	GLL:	2
MAHMOUD Eman	EGY	3	0	3	0%	10	1	9	10%	53min	18min
Right/Shakehand		Points Won				Points Lost					
C8		Total	Own Serve:	41	Most Consecutive:	6	Total	Own Serve:	48	Most Consecutive:	8
		68	Opp. Serve:	27	GDO:	0	109	Opp. Serve:	61	GLL:	5
MAO Jingdian	CHN	5	5	0	100%	16	15	1	94%	1h49min	22min
Right/Shakehand		Points Won				Points Lost					
C8		Total	Own Serve:	93	Most Consecutive:	8	Total	Own Serve:	52	Most Consecutive:	5
		180	Opp. Serve:	87	GDO:	4	108	Opp. Serve:	56	GLL:	2
MEDINA Josephine	PHI	5	2	3	40%	16	6	10	38%	1h56min	23min
Right/Shakehand		Points Won				Points Lost					
C8		Total	Own Serve:	74	Most Consecutive:	5	Total	Own Serve:	72	Most Consecutive:	8
		137	Opp. Serve:	63	GDO:	2	155	Opp. Serve:	83	GLL:	4
RODRIGUES Jane	BRA	3	0	3	0%	9	0	9	0%	53min	18min
Right/Shakehand		Points Won				Points Lost					
C8		Total	Own Serve:	40	Most Consecutive:	4	Total	Own Serve:	41	Most Consecutive:	7
		61	Opp. Serve:	21	GDO:	0	100	Opp. Serve:	59	GLL:	2
YU Hailian	CHN	3	1	2	33%	12	6	6	50%	1h11min	24min
Right/Shakehand		Points Won				Points Lost					
C8		Total	Own Serve:	55	Most Consecutive:	6	Total	Own Serve:	49	Most Consecutive:	7
		105	Opp. Serve:	50	GDO:	2	105	Opp. Serve:	56	GLL:	2

NOTES
The "Greatest deficit overcome" only applies when the player ends up winning the game and "Greatest lead lost" only when losing.

LEGEND
GDO Greatest deficit overcome **GLL** Greatest lead lost **Opp.** Opponent's



Tournament Statistics

As of SUN 2 SEP 2012

Statistics	Preliminaries	Semifinals	Finals	Total
Matches				
Total	12	2	2	16
Game Margin: 3:0	8 67%	2 100%	1 50%	11 69%
3:1	3 25%		1 50%	4 25%
3:2	1 8%			1 6%
Invalid Results Mark				
Duration: Total	4h11min	38min	59min	5h48min
Longest	32min	19min	30min	32min
Shortest	14min	19min	29min	14min
Average	21min	19min	30min	22min
Games				
Total	41	6	7	54
Point Margin 11				
10	1 2%			1 2%
9		1 17%	1 14%	2 4%
8	1 2%	2 33%		3 6%
7	5 12%	1 17%	1 14%	7 13%
6	7 17%		1 14%	8 15%
5	5 12%			5 9%
4	6 15%			6 11%
3	7 17%	1 17%		8 15%
2	9 22%	1 17%	4 57%	14 26%
Invalid Results Mark				
Duration: Total	3h27min	30min	50min	4h47min
Longest	8min	7min	10min	10min
Shortest	3min	4min	4min	3min
Average	5min	5min	7min	5min
Points				
Total	727	99	136	962
per game	17.73	16.50	19.43	17.81
Most consecutive won	8	8	7	8
Greatest deficit overcome	5	2	3	5
Longest rally	26	27	30	30
Average rally	5	5	6	5

NOTES

The "Greatest deficit overcome" only applies when the player ends up winning the game.



Table Tennis

Women's Singles - Class 9



Entry List by Event

As of FRI 24 AUG 2012

NPC	How Qualified	Name	Date of Birth
CHN - People's Republic of China	QR (1)	LEI Lina	19 FEB 1988
	QL (2)	LIU Meili	27 JUN 1983
	QI (5)	LIU Meng	20 OCT 1996
FRA - France	QL (8)	MAIRIE Claire	3 NOV 1977
POL - Poland	QL (6)	JANKOWSKA Malgorzata	30 NOV 1983
	QL (7)	PEK Karolina	8 FEB 1998
RUS - Russian Federation	QL (4)	GORSHKALEVA Olga	21 JUL 1985
TUR - Turkey	QL (3)	KAVAS Neslihan	29 AUG 1987

NOTES

All changes are available in INFO.
(nnn) in "How Qualified" represents the player's singles world ranking as of July 2012.

LEGEND

QI Qualification by Invitation **QL** Qualification by Ranking List **QR** Regional Qualification



Draw

GROUP A

Rk	Name	NPC	CHN	TUR	CHN	POL	Match Points
1	LEI Lina	CHN		3:0 (11:9, 11:5, 11:4)	3:0 (11:7, 11:5, 11:5)	3:0 (11:4, 11:9, 11:5)	6
2	KAVAS Neslihan	TUR	0:3 (9:11, 5:11, 4:11)		3:0 (11:7, 12:10, 11:8)	3:2 (4:11, 12:10, 11:5, 7:11, 11:9)	5
3	LIU Meng	CHN	0:3 (7:11, 5:11, 5:11)	0:3 (7:11, 10:12, 8:11)		3:2 (8:11, 8:11, 11:6, 11:4, 11:8)	4
4	PEK Karolina	POL	0:3 (4:11, 9:11, 5:11)	2:3 (11:4, 10:12, 5:11, 11:7, 9:11)	2:3 (11:8, 11:8, 6:11, 4:11, 8:11)		3

GROUP B

Rk	Name	NPC	CHN	FRA	POL	RUS	Match Points
1	LIU Meili	CHN		3:0 (11:7, 11:5, 11:6)	3:0 (11:8, 11:9, 11:9)	0:3 (12:14, 6:11, 9:11)	5
2	MAIRIE Claire	FRA	0:3 (7:11, 5:11, 6:11)		3:0 (11:8, 11:8, 11:5)	3:1 (11:6, 7:11, 11:6, 11:7)	5
3	JANKOWSKA Malgorzata	POL	0:3 (8:11, 9:11, 9:11)	0:3 (8:11, 8:11, 5:11)		3:2 (12:14, 6:11, 16:14, 11:8, 11:9)	4
4	GORSHKALEVA Olga	RUS	3:0 (14:12, 11:6, 11:9)	1:3 (6:11, 11:7, 6:11, 7:11)	2:3 (14:12, 11:6, 14:16, 8:11, 9:11)		4

Qualification rule:

First and Second from each group will qualify for the Semifinals.

LEGEND

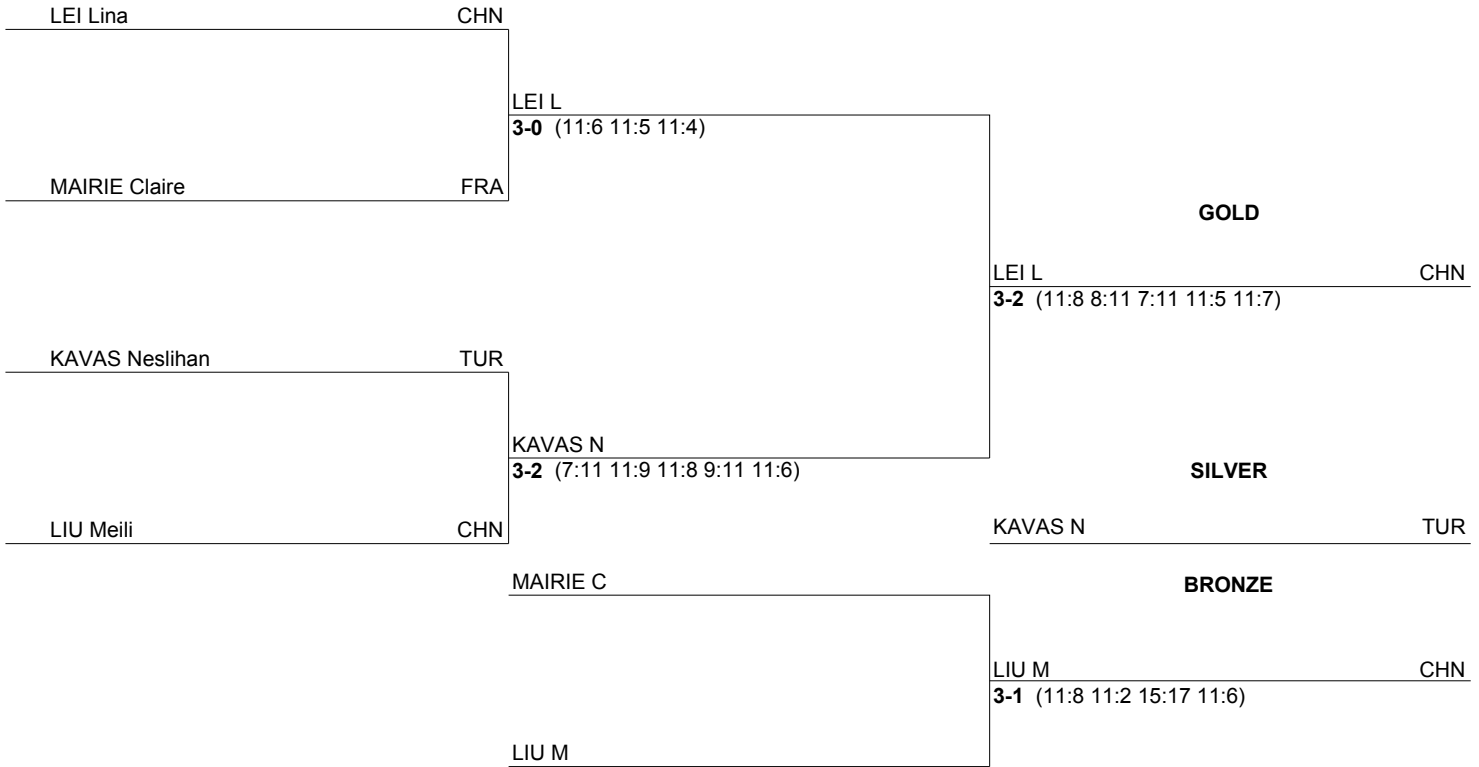
Rk Rank



Draw

QUALIFIED FROM GROUPS				
Group	Rk	Name	NPC	Match Points
A	1	LEI Lina	CHN	6
B	1	LIU Meili	CHN	5
A	2	KAVAS Neslihan	TUR	5
B	2	MAIRIE Claire	FRA	5

Semifinals	NPC Code	Finals
------------	----------	--------



LEGEND	
Rk	Rank



Match Results

LEI Lina (CHN) 3-0 PEK Karolina (POL)

Game Summary		Match	Game 1	Game 2	Game 3	Game 4	Game 5
LEI Lina	CHN	3	11	11	11		
PEK Karolina	POL	0	4	9	5		
Duration:		16min	4 min	5 min	5 min		

Match No : SW9(9) Table : 2

Umpires : MAY Peter (GBR) LEE Soon-Ju (KOR)

Player Statistics	LEI Lina (CHN)					Match	PEK Karolina (POL)					Match
	Game						Game					
	1	2	3	4	5		1	2	3	4	5	
Points won	11	11	11			33	4	9	5			18
Biggest lead	7	3	6			7	-	1	1			1
Points won on own serve	7	6	6			19	4	5	3			12
Points lost on own serve	0	4	2			6	4	5	5			14
Most consecutive points won	4	3	5			5	2	3	2			3
Greatest deficit overcome	-	1	1			1	-	-	-			-
Handedness/Grip	Left/Shakehand						Left/Shakehand					

Game/Match Statistics	Game					Match
	1	2	3	4	5	
Longest rally (strokes)	7	10	8			10
Average rally	4	4	4			4

Game Progress

1	LEI Lina (CHN)	0	*2	4	*5	7	*7	9	*10	11		
	PEK Karolina (POL)	*0	0	*0	1	*1	3	*3	4	4		
2	LEI Lina (CHN)	*0	1	*2	4	*5	5	*6	8	*9	10	11
	PEK Karolina (POL)	0	*1	2	*2	3	*5	6	*6	7	*8	9
3	LEI Lina (CHN)	0	*1	3	*4	5	*6	7	*9	11		
	PEK Karolina (POL)	*0	1	*1	2	*3	4	*5	5	5		

NOTES
The "Greatest deficit overcome" only applies when the player ends up winning the game.

LEGEND
SW Women's Singles * Server



Match Results

KAVAS Neslihan (TUR) 3-0 LIU Meng (CHN)

Game Summary		Match	Game 1	Game 2	Game 3	Game 4	Game 5
KAVAS Neslihan	TUR	3	11	12	11		
LIU Meng	CHN	0	7	10	8		
Duration:		16min	4 min	5 min	6 min		

Match No : SW9(10) Table : 4

Umpires : REID Lynda (GBR) WILLIAMSON Robert (GBR)

Player Statistics	KAVAS Neslihan (TUR)					Match	LIU Meng (CHN)					Match
	Game						Game					
	1	2	3	4	5		1	2	3	4	5	
Points won	11	12	11			34	7	10	8			25
Biggest lead	4	6	4			6	-	1	1			1
Points won on own serve	7	7	6			20	4	6	4			14
Points lost on own serve	3	4	4			11	4	5	5			14
Most consecutive points won	4	7	4			7	3	4	4			4
Greatest deficit overcome	-	1	1			1	-	-	-			-
Handedness/Grip	Right/Shakehand						Right/Shakehand					

Game/Match Statistics	Game					Match
	1	2	3	4	5	
Longest rally (strokes)	8	9	10			10
Average rally	4	4	5			4

Game Progress

1	KAVAS Neslihan (TUR)	*0	2	*3	4	*4	6	*7	7	*9	11			
	LIU Meng (CHN)	0	*0	1	*2	4	*4	5	*7	7	7			
2	KAVAS Neslihan (TUR)	0	*1	3	*5	7	*7	8	*9	9	*9	10	*11	12
	LIU Meng (CHN)	*0	1	*1	1	*1	3	*4	5	*7	9	*10	10	10
3	KAVAS Neslihan (TUR)	*0	1	*2	3	*5	7	*7	7	*8	10	11		
	LIU Meng (CHN)	0	*1	2	*3	3	*3	5	*7	8	*8	8		

NOTES
The "Greatest deficit overcome" only applies when the player ends up winning the game.

LEGEND
SW Women's Singles * Server



Match Results

LEI Lina (CHN) 3-0 KAVAS Neslihan (TUR)

Game Summary		Match	Game 1	Game 2	Game 3	Game 4	Game 5
LEI Lina	CHN	3	11	11	11		
KAVAS Neslihan	TUR	0	9	5	4		
Duration:		16min	6 min	5 min	4 min		

Match No : SW9(6) Table : 8

Umpires : FRASER Margot (GBR) le PAGE Tim (GBR)

Player Statistics	LEI Lina (CHN)						KAVAS Neslihan (TUR)					
	Game					Match	Game					Match
	1	2	3	4	5		1	2	3	4	5	
Points won	11	11	11			33	9	5	4			18
Biggest lead	3	6	9			9	-	2	-			2
Points won on own serve	7	5	5			17	6	2	2			10
Points lost on own serve	3	3	2			8	4	6	6			16
Most consecutive points won	3	8	9			9	2	2	3			3
Greatest deficit overcome	-	2	-			2	-	-	-			-
Handedness/Grip	Left/Shakehand						Right/Shakehand					

Game/Match Statistics	Game					Match
	1	2	3	4	5	
Longest rally (strokes)	10	8	4			10
Average rally	4	4	3			4

Game Progress

1	LEI Lina (CHN)	0	*1	3	*4	5	*6	7	*7	8	*9	11
	KAVAS Neslihan (TUR)	*0	1	*1	2	*3	4	*5	7	*8	9	9
2	LEI Lina (CHN)	*0	1	*2	2	*3	5	*7	9	11		
	KAVAS Neslihan (TUR)	0	*1	2	*4	5	*5	5	*5	5		
3	LEI Lina (CHN)	0	*2	4	*6	8	*9	9	*10	11		
	KAVAS Neslihan (TUR)	*0	0	*0	0	*0	1	*3	4	4		

NOTES

The "Greatest deficit overcome" only applies when the player ends up winning the game.

LEGEND

SW Women's Singles * Server



Match Results

LIU Meng (CHN) 3-2 PEK Karolina (POL)

Game Summary		Match	Game 1	Game 2	Game 3	Game 4	Game 5
LIU Meng	CHN	3	8	8	11	11	11
PEK Karolina	POL	2	11	11	6	4	8
Duration:		26min	5 min	5 min	4 min	4 min	4 min

Match No : SW9(5) Table : 6

Umpires : SZILY Marta (HUN) ROBERTS Averil (NZL)

Player Statistics	LIU Meng (CHN)						PEK Karolina (POL)					
	Game					Match	Game					Match
	1	2	3	4	5		1	2	3	4	5	
Points won	8	8	11	11	11	49	11	11	6	4	8	40
Biggest lead	2	-	5	7	4	7	3	4	1	2	1	4
Points won on own serve	3	8	5	7	8	31	5	9	3	3	7	27
Points lost on own serve	6	2	3	1	1	13	5	0	6	4	3	18
Most consecutive points won	3	2	4	8	3	8	3	3	2	2	2	3
Greatest deficit overcome	-	-	1	2	1	2	2	-	-	-	-	2
Handedness/Grip	Right/Shakehand						Left/Shakehand					

Game/Match Statistics	Game					Match
	1	2	3	4	5	
Longest rally (strokes)	10	8	12	7	10	12
Average rally	4	4	4	4	5	4

Game Progress

1	LIU Meng (CHN)	0	*1	2	*4	4	*5	6	*6	7	*8	8
	PEK Karolina (POL)	*0	1	*2	2	*4	5	*6	8	*9	10	11
2	LIU Meng (CHN)	*0	1	*1	2	*2	4	*4	6	*6	8	8
	PEK Karolina (POL)	0	*1	3	*4	6	*6	8	*8	10	*10	11
3	LIU Meng (CHN)	0	*1	2	*3	4	*5	7	*9	10	11	
	PEK Karolina (POL)	*0	1	*2	3	*4	5	*5	5	*6	6	
4	LIU Meng (CHN)	*0	0	*1	3	*4	6	*8	10	11		
	PEK Karolina (POL)	0	*2	3	*3	4	*4	4	*4	4		
5	LIU Meng (CHN)	0	*1	3	*4	6	*6	8	*9	10	*10	11
	PEK Karolina (POL)	*0	1	*1	2	*2	4	*4	5	*6	8	8

NOTES

The "Greatest deficit overcome" only applies when the player ends up winning the game.

LEGEND

SW Women's Singles * Server



Match Results

LEI Lina (CHN) 3-0 LIU Meng (CHN)

Game Summary		Match	Game 1	Game 2	Game 3	Game 4	Game 5
LEI Lina	CHN	3	11	11	11		
LIU Meng	CHN	0	7	5	5		
Duration:		15min	5 min	5 min	4 min		

Match No : SW9(1) Table : 2

Umpires : WILLIAMS Jackie (GBR) EIKMANS Angelo (NED)

Player Statistics	LEI Lina (CHN)					Match	LIU Meng (CHN)					Match
	Game						Game					
	1	2	3	4	5		1	2	3	4	5	
Points won	11	11	11			33	7	5	5			17
Biggest lead	4	6	6			6	-	4	-			4
Points won on own serve	7	5	6			18	6	2	3			11
Points lost on own serve	1	3	2			6	4	6	5			15
Most consecutive points won	3	7	5			7	2	4	2			4
Greatest deficit overcome	-	4	-			4	-	-	-			-
Handedness/Grip	Left/Shakehand						Right/Shakehand					

Game/Match Statistics	Game					Match
	1	2	3	4	5	
Longest rally (strokes)	7	8	9			9
Average rally	3	4	4			4

Game Progress

1	LEI Lina (CHN)	0	*1	3	*4	6	6	*7	8	*9	11
	LIU Meng (CHN)	*0	1	*1	2	*2	*4	5	*6	7	7
2	LEI Lina (CHN)	*0	0	*0	2	*4	5	*7	9	11	
	LIU Meng (CHN)	0	*2	4	*4	4	*5	5	*5	5	
3	LEI Lina (CHN)	0	*2	4	*5	6	*7	8	*9	11	
	LIU Meng (CHN)	*0	0	*0	1	*2	3	*4	5	5	

NOTES
The "Greatest deficit overcome" only applies when the player ends up winning the game.

LEGEND
SW Women's Singles * Server



Match Results

KAVAS Neslihan (TUR) 3-2 PEK Karolina (POL)

Game Summary		Match	Game 1	Game 2	Game 3	Game 4	Game 5
KAVAS Neslihan	TUR	3	4	12	11	7	11
PEK Karolina	POL	2	11	10	5	11	9
Duration:		26min	4 min	3 min	4 min	4 min	4 min

Match No : SW9(2) Table : 4

Umpires : KRMEJ Milana (SLO) BORODAVCHENKO Igor (RUS)

Player Statistics	KAVAS Neslihan (TUR)						PEK Karolina (POL)					
	Game					Match	Game					Match
	1	2	3	4	5		1	2	3	4	5	
Points won	4	12	11	7	11	45	11	10	5	11	9	46
Biggest lead	1	2	6	2	2	6	7	3	-	4	3	7
Points won on own serve	2	8	5	5	6	26	5	7	2	8	5	27
Points lost on own serve	6	3	3	3	4	19	2	4	6	2	5	19
Most consecutive points won	1	5	3	2	5	5	7	5	1	4	3	7
Greatest deficit overcome	-	3	-	-	3	3	1	-	-	2	-	2
Handedness/Grip	Right/Shakehand						Left/Shakehand					

Game/Match Statistics	Game					Match
	1	2	3	4	5	
Longest rally (strokes)	11	12	11	10	9	12
Average rally	4	4	4	4	4	4

Game Progress

1	KAVAS Neslihan (TUR)	*0	1	*2	2	*2	2	*3	4	4				
	PEK Karolina (POL)	0	*1	2	*4	6	*8	9	*10	11				
2	KAVAS Neslihan (TUR)	0	*1	2	*3	5	*5	7	*7	7	*8	10	*11	12
	PEK Karolina (POL)	*0	1	*2	3	*3	5	*5	7	*9	10	*10	10	10
3	KAVAS Neslihan (TUR)	*0	2	*3	4	*5	6	*8	9	11				
	PEK Karolina (POL)	0	*0	1	*2	3	*4	4	*5	5				
4	KAVAS Neslihan (TUR)	0	*1	3	*3	4	*4	5	*6	7	7			
	PEK Karolina (POL)	*0	1	*1	3	*4	6	*7	8	*9	11			
5	KAVAS Neslihan (TUR)	*0	1	*1	3	*4	4	*5	6	*8	10	11		
	PEK Karolina (POL)	0	*1	3	*3	4	*6	7	*8	8	*8	9		

NOTES
The "Greatest deficit overcome" only applies when the player ends up winning the game.

LEGEND
SW Women's Singles * Server



Match Results

LIU Meili (CHN) 3-0 MAIRIE Claire (FRA)

Game Summary		Match	Game 1	Game 2	Game 3	Game 4	Game 5
LIU Meili	CHN	3	11	11	11		
MAIRIE Claire	FRA	0	7	5	6		
Duration:		20min	5 min	5 min	5 min		

Match No : SW9(11) Table : 6

Umpires : TICACALA Victor Hugo (ARG) RACKO Boris (SVK)

Player Statistics	LIU Meili (CHN)					Match	MAIRIE Claire (FRA)					Match
	Game						Game					
	1	2	3	4	5		1	2	3	4	5	
Points won	11	11	11			33	7	5	6			18
Biggest lead	4	8	5			8	1	-	1			1
Points won on own serve	5	6	6			17	2	3	3			8
Points lost on own serve	5	2	3			10	6	5	5			16
Most consecutive points won	4	8	4			8	3	3	2			3
Greatest deficit overcome	1	-	1			1	-	-	-			-
Handedness/Grip	Right/Shakehand						Right/Shakehand					

Game/Match Statistics	Game					Match
	1	2	3	4	5	
Longest rally (strokes)	8	8	12			12
Average rally	4	5	5			5

Game Progress

1	LIU Meili (CHN)	*0	1	*3	4	*4	5	*7	7	*9	11
	MAIRIE Claire (FRA)	0	*1	1	*2	4	*5	5	*7	7	7
2	LIU Meili (CHN)	0	*2	4	*6	8	*8	9	*10	11	
	MAIRIE Claire (FRA)	*0	0	*0	0	*0	2	*3	4	5	
3	LIU Meili (CHN)	*0	1	*3	4	*5	7	*8	9	*10	11
	MAIRIE Claire (FRA)	0	*1	1	*2	3	*3	4	*5	6	6

NOTES
The "Greatest deficit overcome" only applies when the player ends up winning the game.

LEGEND
SW Women's Singles * Server



Match Results

JANKOWSKA Malgorzata (POL) 3-2 GORSHKALEVA Olga (RUS)

Game Summary		Match	Game 1	Game 2	Game 3	Game 4	Game 5
JANKOWSKA Malgorzata	POL	3	12	6	16	11	11
GORSHKALEVA Olga	RUS	2	14	11	14	8	9
Duration:		43min	7 min	5 min	9 min	7 min	8 min

Match No : SW9(12) Table : 8

Umpires : MONTFORT Neil (AUS) ZHANG Yingqiu (CHN)

Player Statistics	JANKOWSKA Malgorzata (POL)						GORSHKALEVA Olga (RUS)					
	Game					Match	Game					Match
	1	2	3	4	5		1	2	3	4	5	
Points won	12	6	16	11	11	56	14	11	14	8	9	56
Biggest lead	6	-	2	3	4	6	2	6	2	2	-	6
Points won on own serve	8	4	9	5	5	31	9	6	8	3	4	30
Points lost on own serve	5	5	6	5	5	26	4	2	7	6	6	25
Most consecutive points won	6	4	3	3	3	6	4	5	3	4	3	5
Greatest deficit overcome	-	-	2	2	-	2	6	-	-	-	-	6
Handedness/Grip	Right/Shakehand						Right/Shakehand					

Game/Match Statistics	Game					Match
	1	2	3	4	5	
Longest rally (strokes)	27	19	33	25	43	43
Average rally	7	8	8	11	13	9

Game Progress

1	JANKOWSKA Malgorzata (POL)	0	*1	3	*5	7	*7	8	*8	9	*9	10	*11	11	*11	12	*12	12	
	GORSHKALEVA Olga (RUS)	*0	1	*1	1	*1	3	*4	6	*7	9	*10	10	*11	12	*12	13	14	
2	JANKOWSKA Malgorzata (POL)	*0	0	*0	1	*1	2	*4	6	*6	6								
	GORSHKALEVA Olga (RUS)	0	*2	4	*5	7	*8	8	*8	10	11								
3	JANKOWSKA Malgorzata (POL)	0	*1	1	*2	4	*5	7	*8	8	*9	10	*10	11	*11	12	*12	13	*14
	GORSHKALEVA Olga (RUS)	*0	1	*3	4	*4	5	*5	6	*8	9	*10	11	*11	12	*12	13	*13	13
		14	*15	16															
		*14	14	14															
4	JANKOWSKA Malgorzata (POL)	*0	2	*3	3	*3	4	*6	7	*9	10	11							
	GORSHKALEVA Olga (RUS)	0	*0	1	*3	5	*6	6	*7	7	*8	8							
5	JANKOWSKA Malgorzata (POL)	0	*2	3	*4	5	*6	7	*9	10	*10	11							
	GORSHKALEVA Olga (RUS)	*0	0	*1	2	*3	4	*5	5	*6	8	9							

NOTES

The "Greatest deficit overcome" only applies when the player ends up winning the game.

LEGEND

SW Women's Singles * Server



Match Results

GORSHKALEVA Olga (RUS) 3-0 LIU Meili (CHN)

Game Summary		Match	Game 1	Game 2	Game 3	Game 4	Game 5
GORSHKALEVA Olga	RUS	3	14	11	11		
LIU Meili	CHN	0	12	6	9		
Duration:		22min	7 min	5 min	7 min		

Match No : SW9(8) Table : 8

Umpires : COCHRANE David (GBR) CURTIS Neil (GBR)

Player Statistics	GORSHKALEVA Olga (RUS)					Match	LIU Meili (CHN)					Match
	Game						Game					
	1	2	3	4	5		1	2	3	4	5	
Points won	14	11	11			36	12	6	9			27
Biggest lead	3	7	5			7	2	-	-			2
Points won on own serve	8	5	7			20	7	3	6			16
Points lost on own serve	5	3	3			11	6	6	4			16
Most consecutive points won	3	7	5			7	5	3	3			5
Greatest deficit overcome	2	-	-			2	-	-	-			-
Handedness/Grip	Right/Shakehand						Right/Shakehand					

Game/Match Statistics	Game					Match
	1	2	3	4	5	
Longest rally (strokes)	21	18	25			25
Average rally	6	7	8			7

Game Progress

1	GORSHKALEVA Olga (RUS)	*0	1	*2	3	*4	6	*7	8	*8	8	*10	11	*11	12	*12	13	14
	LIU Meili (CHN)	0	*1	2	*3	4	*4	5	*6	8	*10	10	*10	11	*11	12	*12	12
2	GORSHKALEVA Olga (RUS)	0	*2	4	*6	7	*7	8	*9	10	11							
	LIU Meili (CHN)	*0	0	*0	0	*1	3	*4	5	*6	6							
3	GORSHKALEVA Olga (RUS)	*0	2	*4	5	*5	7	*7	8	*9	10	11						
	LIU Meili (CHN)	0	*0	0	*1	3	*3	5	*6	7	*8	9						

NOTES
The "Greatest deficit overcome" only applies when the player ends up winning the game.

LEGEND
SW Women's Singles * Server



Match Results

MAIRIE Claire (FRA) 3-0 JANKOWSKA Malgorzata (POL)

Game Summary		Match	Game 1	Game 2	Game 3	Game 4	Game 5
MAIRIE Claire	FRA	3	11	11	11		
JANKOWSKA Malgorzata	POL	0	8	8	5		
Duration:		19min	5 min	4 min	5 min		

Match No : SW9(7) Table : 6

Umpires : BALGHAITH Alawi (QAT) SHERRATT Derek (GBR)

Player Statistics	MAIRIE Claire (FRA)					Match	JANKOWSKA Malgorzata (POL)					Match
	Game						Game					
	1	2	3	4	5		1	2	3	4	5	
Points won	11	11	11			33	8	8	5			21
Biggest lead	3	4	6			6	3	-	-			3
Points won on own serve	5	7	5			17	4	5	2			11
Points lost on own serve	4	3	3			10	6	4	6			16
Most consecutive points won	5	3	3			5	3	2	1			3
Greatest deficit overcome	3	-	-			3	-	-	-			-
Handedness/Grip	Right/Shakehand						Right/Shakehand					

Game/Match Statistics	Game					Match
	1	2	3	4	5	
Longest rally (strokes)	9	7	11			11
Average rally	4	4	6			5

Game Progress

1	MAIRIE Claire (FRA)	0	*1	1	*2	4	*6	7	*7	8	*10	11
	JANKOWSKA Malgorzata (POL)	*0	1	*3	4	*4	4	*5	7	*8	8	8
2	MAIRIE Claire (FRA)	*0	2	*2	4	*5	6	*7	9	*10	10	11
	JANKOWSKA Malgorzata (POL)	0	*0	2	*2	3	*4	5	*5	6	*8	8
3	MAIRIE Claire (FRA)	0	*2	3	*5	6	*7	8	*9	11		
	JANKOWSKA Malgorzata (POL)	*0	0	*1	1	*2	3	*4	5	5		

NOTES

The "Greatest deficit overcome" only applies when the player ends up winning the game.

LEGEND

SW Women's Singles * Server



Match Results

LIU Meili (CHN) 3-0 JANKOWSKA Malgorzata (POL)

Game Summary		Match	Game 1	Game 2	Game 3	Game 4	Game 5
LIU Meili	CHN	3	11	11	11		
JANKOWSKA Malgorzata	POL	0	8	9	9		
Duration:		17min	5 min	5 min	5 min		

Match No : SW9(3) Table : 6

Umpires : CURTIS Neil (GBR) COCHRANE David (GBR)

Player Statistics	LIU Meili (CHN)					Match	JANKOWSKA Malgorzata (POL)					Match
	Game						Game					
	1	2	3	4	5		1	2	3	4	5	
Points won	11	11	11			33	8	9	9			26
Biggest lead	3	3	6			6	-	2	-			2
Points won on own serve	5	6	7			18	4	5	6			15
Points lost on own serve	4	4	3			11	6	5	4			15
Most consecutive points won	3	4	6			6	2	2	3			3
Greatest deficit overcome	-	2	-			2	-	-	-			-
Handedness/Grip	Right/Shakehand						Right/Shakehand					

Game/Match Statistics	Game					Match
	1	2	3	4	5	
Longest rally (strokes)	9	7	8			9
Average rally	4	4	4			4

Game Progress

1	LIU Meili (CHN)	0	*2	3	*4	5	*6	7	*8	9	*10	11
	JANKOWSKA Malgorzata (POL)	*0	0	*1	2	*3	4	*5	6	*7	8	8
2	LIU Meili (CHN)	*0	1	*1	3	*5	6	*7	8	*9	10	11
	JANKOWSKA Malgorzata (POL)	0	*1	3	*3	3	*4	5	*6	7	*8	9
3	LIU Meili (CHN)	0	*2	4	*6	7	*7	8	*8	9	*9	11
	JANKOWSKA Malgorzata (POL)	*0	0	*0	0	*1	3	*4	6	*7	9	9

NOTES

The "Greatest deficit overcome" only applies when the player ends up winning the game.

LEGEND

SW Women's Singles * Server



Match Results

MAIRIE Claire (FRA) 3-1 GORSHKALEVA Olga (RUS)

Game Summary		Match	Game 1	Game 2	Game 3	Game 4	Game 5
MAIRIE Claire	FRA	3	11	7	11	11	
GORSHKALEVA Olga	RUS	1	6	11	6	7	
Duration:		24min	5 min	5 min	5 min	6 min	

Match No : SW9(4) Table : 8

Umpires : FOOTE Ben (GBR) EDWARDS David (GBR)

Player Statistics	MAIRIE Claire (FRA)					Match	GORSHKALEVA Olga (RUS)					Match
	Game						Game					
	1	2	3	4	5		1	2	3	4	5	
Points won	11	7	11	11		40	6	11	6	7		30
Biggest lead	5	1	5	4		5	1	4	1	2		4
Points won on own serve	8	5	8	5		26	5	8	5	4		22
Points lost on own serve	1	3	1	3		8	3	2	3	6		14
Most consecutive points won	3	2	4	4		4	2	5	2	3		5
Greatest deficit overcome	1	-	1	2		2	-	1	-	-		1
Handedness/Grip	Right/Shakehand						Right/Shakehand					

Game/Match Statistics	Game					Match
	1	2	3	4	5	
Longest rally (strokes)	9	10	12	22		22
Average rally	5	4	5	7		5

Game Progress

1	MAIRIE Claire (FRA)	*0	1	*2	4	*4	6	*7	9	*10	11
	GORSHKALEVA Olga (RUS)	0	*1	2	*2	4	*4	5	*5	6	6
2	MAIRIE Claire (FRA)	0	*1	1	*1	3	*4	5	*5	7	7
	GORSHKALEVA Olga (RUS)	*0	1	*3	5	*5	6	*7	9	*9	11
3	MAIRIE Claire (FRA)	*0	2	*2	3	*4	6	*7	9	*10	11
	GORSHKALEVA Olga (RUS)	0	*0	2	*3	4	*4	5	*5	6	6
4	MAIRIE Claire (FRA)	0	*1	1	*2	4	*5	6	*7	9	11
	GORSHKALEVA Olga (RUS)	*0	1	*3	4	*4	5	*6	7	*7	7

NOTES

The "Greatest deficit overcome" only applies when the player ends up winning the game.

LEGEND

SW Women's Singles * Server



Match Results

LEI Lina (CHN) 3-0 MAIRIE Claire (FRA)

Game Summary		Match	Game 1	Game 2	Game 3	Game 4	Game 5
LEI Lina	CHN	3	11	11	11		
MAIRIE Claire	FRA	0	6	5	4		
Duration:		16min	4 min	5 min	5 min		

Match No : SW9(13) Table : 6

Umpires : MAY Peter (GBR) HIGGINS Peter (GBR)

Player Statistics	LEI Lina (CHN)					Match	MAIRIE Claire (FRA)					Match
	Game						Game					
	1	2	3	4	5		1	2	3	4	5	
Points won	11	11	11			33	6	5	4			15
Biggest lead	6	6	7			7	1	-	-			1
Points won on own serve	5	6	5			16	3	3	2			8
Points lost on own serve	3	2	2			7	6	5	6			17
Most consecutive points won	5	3	3			5	2	1	1			2
Greatest deficit overcome	1	-	-			1	-	-	-			-
Handedness/Grip	Left/Shakehand						Right/Shakehand					

Game/Match Statistics	Game					Match
	1	2	3	4	5	
Longest rally (strokes)	6	8	10			10
Average rally	3	4	4			4

Game Progress

1	LEI Lina (CHN)	0	*1	2	*3	5	*6	8	*10	10	11
	MAIRIE Claire (FRA)	*0	1	*2	3	*3	4	*4	4	*6	6
2	LEI Lina (CHN)	*0	2	*3	5	*6	7	*8	9	11	
	MAIRIE Claire (FRA)	0	*0	1	*1	2	*3	4	*5	5	
3	LEI Lina (CHN)	0	*2	3	*4	6	*7	8	*10	11	
	MAIRIE Claire (FRA)	*0	0	*1	2	*2	3	*4	4	4	

NOTES

The "Greatest deficit overcome" only applies when the player ends up winning the game.

LEGEND

SW Women's Singles * Server



Match Results

KAVAS Neslihan (TUR) 3-2 LIU Meili (CHN)

Game Summary		Match	Game 1	Game 2	Game 3	Game 4	Game 5
KAVAS Neslihan	TUR	3	7	11	11	9	11
LIU Meili	CHN	2	11	9	8	11	6
Duration:		33min	4 min	5 min	5 min	7 min	5 min

Match No : SW9(14) Table : 8

Umpires : WILLIAMS Jackie (GBR) REYNOLDS Mick (GBR)

Player Statistics	KAVAS Neslihan (TUR)						LIU Meili (CHN)					
	Game					Match	Game					Match
	1	2	3	4	5		1	2	3	4	5	
Points won	7	11	11	9	11	49	11	9	8	11	6	45
Biggest lead	2	3	5	-	6	6	4	1	-	4	-	4
Points won on own serve	4	5	6	7	6	28	5	4	4	8	3	24
Points lost on own serve	6	5	4	3	3	21	3	6	5	2	5	21
Most consecutive points won	2	3	5	3	6	6	4	2	2	3	4	4
Greatest deficit overcome	-	1	-	-	-	1	2	-	-	-	-	2
Handedness/Grip	Right/Shakehand						Right/Shakehand					

Game/Match Statistics	Game					Match
	1	2	3	4	5	
Longest rally (strokes)	8	13	12	8	10	13
Average rally	4	5	4	4	5	4

Game Progress

1	KAVAS Neslihan (TUR)	*0	2	*2	2	*4	5	*5	5	*6	7	
	LIU Meili (CHN)	0	*0	2	*4	4	*5	7	*9	10	11	
2	KAVAS Neslihan (TUR)	0	*1	2	*3	4	*5	6	*8	9	*10	11
	LIU Meili (CHN)	*0	1	*2	3	*4	5	*6	6	*7	8	9
3	KAVAS Neslihan (TUR)	*0	2	*4	5	*6	7	*8	9	*9	10	11
	LIU Meili (CHN)	0	*0	0	*1	2	*3	4	*5	7	*8	8
4	KAVAS Neslihan (TUR)	0	*0	1	*1	3	*4	6	*6	7	*8	9
	LIU Meili (CHN)	*0	2	*3	5	*5	6	*6	8	*9	10	11
5	KAVAS Neslihan (TUR)	*0	2	*4	6	*6	6	*7	8	*10	11	
	LIU Meili (CHN)	0	*0	0	*0	2	*4	5	*6	6	6	

NOTES

The "Greatest deficit overcome" only applies when the player ends up winning the game.

LEGEND

SW Women's Singles * Server



Match Results

LIU Meili (CHN) 3-1 MAIRIE Claire (FRA)

Game Summary		Match	Game 1	Game 2	Game 3	Game 4	Game 5
LIU Meili	CHN	3	11	11	15	11	
MAIRIE Claire	FRA	1	8	2	17	6	
Duration:		31min	6 min	6 min	14 min	9 min	

Match No : SW9(15) Table : 4

Umpires : KARSHTEDT Yelena (USA) TONGE Karen (GBR)

Player Statistics	LIU Meili (CHN)					Match	MAIRIE Claire (FRA)					Match
	Game						Game					
	1	2	3	4	5		1	2	3	4	5	
Points won	11	11	15	11		48	8	2	17	6		33
Biggest lead	3	9	1	5		9	4	-	3	3		4
Points won on own serve	6	5	8	6		25	5	0	9	3		17
Points lost on own serve	3	2	8	3		16	5	6	7	5		23
Most consecutive points won	3	7	3	7		7	4	2	3	2		4
Greatest deficit overcome	4	-	-	3		4	-	-	1	-		1
Handedness/Grip	Right/Shakehand						Right/Shakehand					

Game/Match Statistics	Game					Match
	1	2	3	4	5	
Longest rally (strokes)	6	9	10	7		10
Average rally	4	5	4	4		4

Game Progress

1	LIU Meili (CHN)	0	*0	0	*2	3	*4	6	*7	9	*10	11	MAIRIE Claire (FRA)	*0	2	*4	4	*5	6	*6	7	*7	8	8														
2	LIU Meili (CHN)	*0	2	*4	4	*6	8	*10	11	MAIRIE Claire (FRA)	0	*0	0	*2	2	*2	2	2																				
3	LIU Meili (CHN)	0	*1	2	*3	4	*4	5	*6	8	*9	10	*10	11	*12	12	*12	13	*14	MAIRIE Claire (FRA)	*0	1	*2	3	*4	6	*7	8	*8	9	*10	11	*11	11	*12	13	*13	13
		14	*15	15	*15	15	*14	14	*15	16	17																											
4	LIU Meili (CHN)	*0	1	*1	2	*3	4	*6	8	*10	11	MAIRIE Claire (FRA)	0	*1	3	*4	5	*6	6	*6	6	6																

NOTES
The "Greatest deficit overcome" only applies when the player ends up winning the game.

LEGEND
SW Women's Singles * Server



Match Results

LEI Lina (CHN) 3-2 KAVAS Neslihan (TUR)

Game Summary		Match	Game 1	Game 2	Game 3	Game 4	Game 5
LEI Lina	CHN	3	11	8	7	11	11
KAVAS Neslihan	TUR	2	8	11	11	5	7
Duration:		31min	5 min	5 min	5 min	4 min	5 min

Match No : SW9(16) Table : 2

Umpires : GOULDEN David (GBR) CURTIS Neil (GBR)

Player Statistics	LEI Lina (CHN)						KAVAS Neslihan (TUR)					
	Game					Match	Game					Match
	1	2	3	4	5		1	2	3	4	5	
Points won	11	8	7	11	11	48	8	11	11	5	7	42
Biggest lead	5	-	-	6	6	6	1	6	4	1	-	6
Points won on own serve	5	6	1	6	7	25	3	8	2	3	4	20
Points lost on own serve	5	3	9	2	3	22	6	2	6	5	4	23
Most consecutive points won	5	3	2	5	4	5	3	3	4	2	3	4
Greatest deficit overcome	1	-	-	1	-	1	-	-	-	-	-	-
Handedness/Grip	Left/Shakehand						Right/Shakehand					

Game/Match Statistics	Game					Match
	1	2	3	4	5	
Longest rally (strokes)	9	6	5	10	7	10
Average rally	4	3	3	4	3	4

Game Progress

1	LEI Lina (CHN)	*0	1	*2	3	*5	7	*8	9	*10	10	11
	KAVAS Neslihan (TUR)	0	*1	2	*3	3	*3	4	*5	6	*8	8
2	LEI Lina (CHN)	0	*0	1	*1	2	*2	4	*5	7	*8	8
	KAVAS Neslihan (TUR)	*0	2	*3	5	*6	8	*8	9	*9	10	11
3	LEI Lina (CHN)	*0	0	*0	1	*3	3	*5	5	*7	7	
	KAVAS Neslihan (TUR)	0	*2	4	*5	5	*7	7	*9	9	11	
4	LEI Lina (CHN)	0	*1	2	*3	5	*7	8	*9	11		
	KAVAS Neslihan (TUR)	*0	1	*2	3	*3	3	*4	5	5		
5	LEI Lina (CHN)	*0	2	*4	5	*6	8	*8	9	*10	11	
	KAVAS Neslihan (TUR)	0	*0	0	*1	2	*2	4	*5	6	7	

NOTES

The "Greatest deficit overcome" only applies when the player ends up winning the game.

LEGEND

SW Women's Singles * Server



Player Statistics

As of MON 3 SEP 2012

Players	NPC	Matches				Games				Match Duration	
		Played	Won	Lost	%Won	Played	Won	Lost	%Won	All	Average
GORSHKALEVA Olga	RUS	3	1	2	33%	12	6	6	50%	1h29min	30min
Right/Shakehand		Points Won				Points Lost					
C9		Total	Own Serve:	72	Most Consecutive:	7	Total	Own Serve:	50	Most Consecutive:	6
		122	Opp. Serve:	50	GDO:	6	123	Opp. Serve:	73	GLL:	2
JANKOWSKA Malgorzata	POL	3	1	2	33%	11	3	8	27%	1h19min	26min
Right/Shakehand		Points Won				Points Lost					
C9		Total	Own Serve:	57	Most Consecutive:	6	Total	Own Serve:	57	Most Consecutive:	6
		103	Opp. Serve:	46	GDO:	2	122	Opp. Serve:	65	GLL:	6
KAVAS Neslihan	TUR	5	3	2	60%	21	11	10	52%	2h2min	24min
Right/Shakehand		Points Won				Points Lost					
C9		Total	Own Serve:	104	Most Consecutive:	7	Total	Own Serve:	90	Most Consecutive:	9
		188	Opp. Serve:	84	GDO:	3	197	Opp. Serve:	107	GLL:	2
LEI Lina	CHN	5	5	0	100%	17	15	2	88%	1h34min	19min
Left/Shakehand		Points Won				Points Lost					
C9		Total	Own Serve:	95	Most Consecutive:	9	Total	Own Serve:	49	Most Consecutive:	4
		180	Opp. Serve:	85	GDO:	4	110	Opp. Serve:	61	GLL:	0
LIU Meili	CHN	5	3	2	60%	18	11	7	61%	2h3min	25min
Right/Shakehand		Points Won				Points Lost					
C9		Total	Own Serve:	100	Most Consecutive:	8	Total	Own Serve:	74	Most Consecutive:	7
		186	Opp. Serve:	86	GDO:	4	162	Opp. Serve:	88	GLL:	2
LIU Meng	CHN	3	1	2	33%	11	3	8	27%	57min	19min
Right/Shakehand		Points Won				Points Lost					
C9		Total	Own Serve:	56	Most Consecutive:	8	Total	Own Serve:	42	Most Consecutive:	7
		91	Opp. Serve:	35	GDO:	2	107	Opp. Serve:	65	GLL:	4
MAIRIE Claire	FRA	5	2	3	40%	17	7	10	41%	1h50min	22min
Right/Shakehand		Points Won				Points Lost					
C9		Total	Own Serve:	76	Most Consecutive:	5	Total	Own Serve:	74	Most Consecutive:	8
		139	Opp. Serve:	63	GDO:	3	165	Opp. Serve:	91	GLL:	4
PEK Karolina	POL	3	0	3	0%	13	4	9	31%	1h8min	23min
Left/Shakehand		Points Won				Points Lost					
C9		Total	Own Serve:	66	Most Consecutive:	7	Total	Own Serve:	51	Most Consecutive:	8
		104	Opp. Serve:	38	GDO:	2	127	Opp. Serve:	76	GLL:	3

NOTES

The "Greatest deficit overcome" only applies when the player ends up winning the game and "Greatest lead lost" only when losing.

LEGEND

GDO Greatest deficit overcome **GLL** Greatest lead lost **Opp.** Opponent's



Tournament Statistics

As of MON 3 SEP 2012

Statistics	Preliminaries	Semifinals	Finals	Total
Matches Total	12	2	2	16
Game Margin: 3:0	8 67%	1 50%		9 56%
3:1	1 8%		1 50%	2 13%
3:2	3 25%	1 50%	1 50%	5 31%
Invalid Results Mark				
Duration: Total	4h20min	49min	1h2min	6h11min
Longest	43min	33min	31min	43min
Shortest	15min	16min	31min	15min
Average	22min	25min	31min	23min
Games Total	43	8	9	60
Point Margin 11				
10				
9			1 11%	1 2%
8				
7	4 9%	1 13%		5 8%
6	7 16%	1 13%	1 11%	9 15%
5	6 14%	2 25%	1 11%	9 15%
4	6 14%	1 13%	2 22%	9 15%
3	8 19%	1 13%	3 33%	12 20%
2	12 28%	2 25%	1 11%	15 25%
Invalid Results Mark				
Duration: Total	3h39min	40min	59min	5h18min
Longest	9min	7min	14min	14min
Shortest	3min	4min	4min	3min
Average	5min	5min	7min	5min
Points Total	800	142	171	1113
per game	18.60	17.75	19.00	18.55
Most consecutive won	9	6	7	9
Greatest deficit overcome	6	2	4	6
Longest rally	43	13	10	43
Average rally	5	4	4	5

NOTES
The "Greatest deficit overcome" only applies when the player ends up winning the game.



Table Tennis

Women's Singles - Class 10



Entry List by Event

As of FRI 24 AUG 2012

NPC	How Qualified	Name	Date of Birth
AUS - Australia	QL (4)	TAPPER Melissa	1 MAR 1990
BRA - Brazil	QI (6)	ALEXANDRE Bruna	29 MAR 1995
CHN - People's Republic of China	QR (2)	FAN Lei	28 MAY 1983
	QL (3)	YANG Qian	17 JUN 1996
EGY - Egypt	QR (23)	MAGHRABY Angham	20 APR 1988
FRA - France	QL (10)	le MORVAN Audrey	5 OCT 1987
POL - Poland	QR (1)	PARTYKA Natalia	27 JUL 1989
TUR - Turkey	QL (9)	ERTIS Umran	13 APR 1996

NOTES

All changes are available in INFO.
(nnn) in "How Qualified" represents the player's singles world ranking as of July 2012.

LEGEND

QI Qualification by Invitation **QL** Qualification by Ranking List **QR** Regional Qualification



Draw

GROUP A

Rk	Name	NPC	POL	CHN	TUR	EGY	Match Points
1	PARTYKA Natalia	POL		3:0 (11:4, 11:7, 11:9)	3:0 (11:5, 11:4, 11:6)	3:0 (11:1, 11:1, 11:1)	6
2	YANG Qian	CHN	0:3 (4:11, 7:11, 9:11)		3:0 (11:5, 11:8, 12:10)	3:0 (11:2, 11:4, 11:5)	5
3	ERTIS Umran	TUR	0:3 (5:11, 4:11, 6:11)	0:3 (5:11, 8:11, 10:12)		3:0 (11:6, 11:5, 11:3)	4
4	MAGHRABY Angham	EGY	0:3 (1:11, 1:11, 1:11)	0:3 (2:11, 4:11, 5:11)	0:3 (6:11, 5:11, 3:11)		3

GROUP B

Rk	Name	NPC	CHN	AUS	BRA	FRA	Match Points
1	FAN Lei	CHN		3:0 (11:7, 11:6, 11:6)	3:2 (11:5, 10:12, 8:11, 11:9, 11:9)	3:0 (11:7, 11:7, 11:4)	6
2	TAPPER Melissa	AUS	0:3 (7:11, 6:11, 6:11)		3:2 (10:12, 8:11, 11:5, 11:7, 11:9)	3:0 (11:7, 11:2, 11:4)	5
3	ALEXANDRE Bruna	BRA	2:3 (5:11, 12:10, 11:8, 9:11, 9:11)	2:3 (12:10, 11:8, 5:11, 7:11, 9:11)		3:1 (11:5, 11:13, 11:9, 11:6)	4
4	le MORVAN Audrey	FRA	0:3 (7:11, 7:11, 4:11)	0:3 (7:11, 2:11, 4:11)	1:3 (5:11, 13:11, 9:11, 6:11)		3

Qualification rule:

First and Second from each group will qualify for the Semifinals.

LEGEND

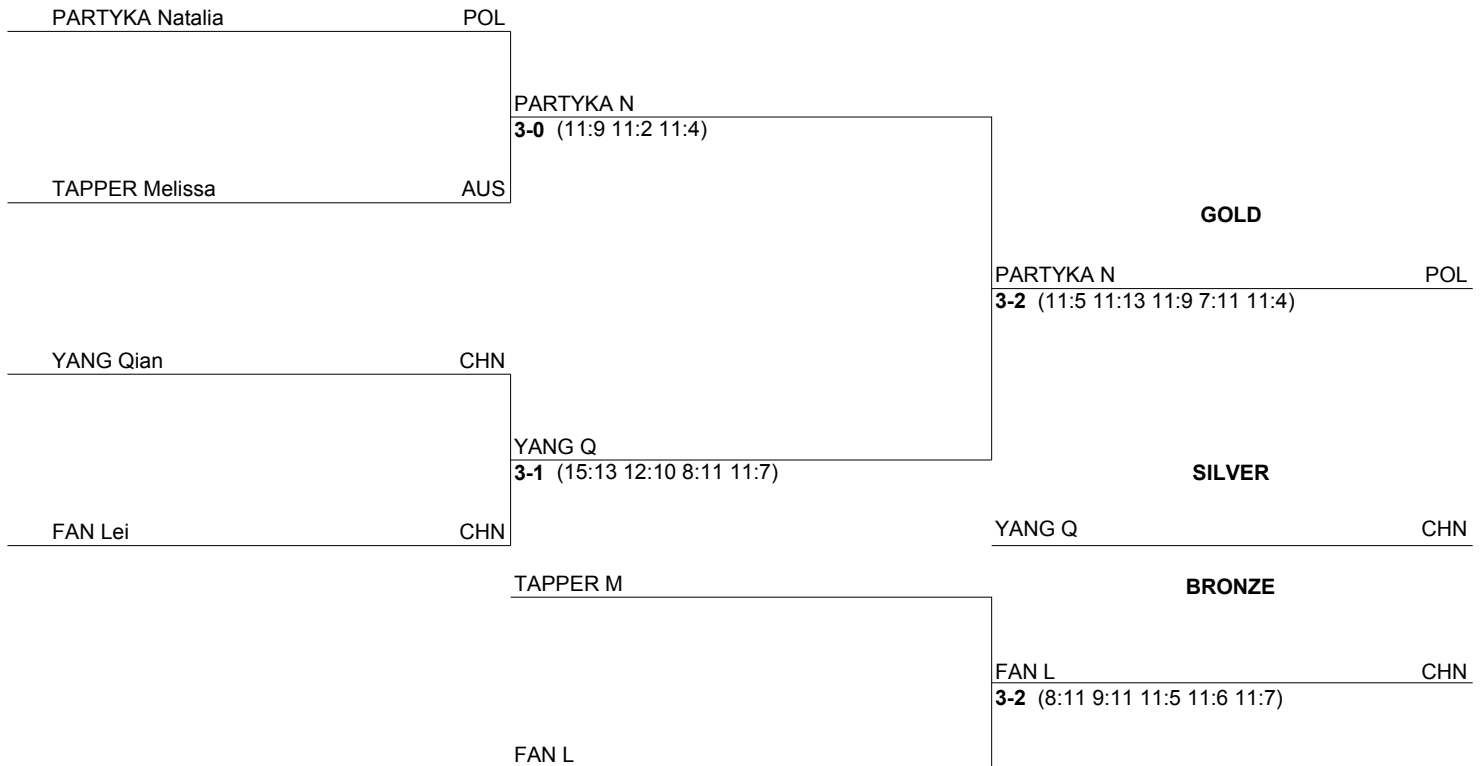
Rk Rank



Draw

QUALIFIED FROM GROUPS				
Group	Rk	Name	NPC	Match Points
A	1	PARTYKA Natalia	POL	6
B	1	FAN Lei	CHN	6
A	2	YANG Qian	CHN	5
B	2	TAPPER Melissa	AUS	5

Semifinals	NPC Code	Finals
------------	----------	--------



LEGEND	
Rk	Rank



Match Results

PARTYKA Natalia (POL) 3-0 MAGHRABY Angham (EGY)

Game Summary		Match	Game 1	Game 2	Game 3	Game 4	Game 5
PARTYKA Natalia	POL	3	11	11	11		
MAGHRABY Angham	EGY	0	1	1	1		
Duration:		9min	3 min	2 min	3 min		

Match No : SW10(9) Table : 6

Umpires : REYNOLDS Mick (GBR) WILLIAMS Jackie (GBR)

Player Statistics	PARTYKA Natalia (POL)					Match	MAGHRABY Angham (EGY)					Match
	Game						Game					
	1	2	3	4	5		1	2	3	4	5	
Points won	11	11	11			33	1	1	1			3
Biggest lead	10	10	10			10	-	-	1			1
Points won on own serve	5	6	5			16	0	1	0			1
Points lost on own serve	1	0	1			2	6	5	6			17
Most consecutive points won	8	8	11			11	1	1	1			1
Greatest deficit overcome	-	-	1			1	-	-	-			-
Handedness/Grip	Left/Shakehand						Right/Shakehand					

Game/Match Statistics	Game					Match
	1	2	3	4	5	
Longest rally (strokes)	6	6	9			9
Average rally	4	4	4			4

Game Progress

1	PARTYKA Natalia (POL)	*0	2	*4	6	*8	9	11
	MAGHRABY Angham (EGY)	0	*0	0	*0	0	*1	1
2	PARTYKA Natalia (POL)	0	*2	4	*6	8	*9	11
	MAGHRABY Angham (EGY)	*0	0	*0	0	*0	1	1
3	PARTYKA Natalia (POL)	*0	1	*3	5	*7	9	11
	MAGHRABY Angham (EGY)	0	*1	1	*1	1	*1	1

NOTES
The "Greatest deficit overcome" only applies when the player ends up winning the game.

LEGEND
SW Women's Singles * Server



Match Results

YANG Qian (CHN) 3-0 ERTIS Umran (TUR)

Game Summary		Match	Game 1	Game 2	Game 3	Game 4	Game 5
YANG Qian	CHN	3	11	11	12		
ERTIS Umran	TUR	0	5	8	10		
Duration:		16min	3 min	5 min	4 min		

Match No : SW10(10) Table : 8

Umpires : BORODAVCHENKO Igor (RUS) KARSHTEDT Yelena (USA)

Player Statistics	YANG Qian (CHN)					Match	ERTIS Umran (TUR)					Match
	Game						Game					
	1	2	3	4	5		1	2	3	4	5	
Points won	11	11	12			34	5	8	10			23
Biggest lead	6	3	5			6	1	2	1			2
Points won on own serve	6	7	6			19	3	5	5			13
Points lost on own serve	2	3	5			10	5	4	6			15
Most consecutive points won	4	3	4			4	1	3	6			6
Greatest deficit overcome	1	2	1			2	-	-	-			-
Handedness/Grip	Right/Shakehand						Right/Shakehand					

Game/Match Statistics	Game					Match
	1	2	3	4	5	
Longest rally (strokes)	7	12	7			12
Average rally	3	5	4			4

Game Progress

1	YANG Qian (CHN)	0	*1	3	*4	6	*7	8	*10	11				
	ERTIS Umran (TUR)	*0	1	*1	2	*2	3	*4	4	5				
2	YANG Qian (CHN)	*0	1	*1	3	*4	5	*6	7	*8	10	11		
	ERTIS Umran (TUR)	0	*1	3	*3	4	*5	6	*7	8	*8	8		
3	YANG Qian (CHN)	0	*1	2	*4	6	*7	8	*9	9	*9	10	*11	12
	ERTIS Umran (TUR)	*0	1	*2	2	*2	3	*4	5	*7	9	*10	10	10

NOTES
The "Greatest deficit overcome" only applies when the player ends up winning the game.

LEGEND
SW Women's Singles * Server



Match Results

PARTYKA Natalia (POL) 3-0 YANG Qian (CHN)

Game Summary		Match	Game 1	Game 2	Game 3	Game 4	Game 5
PARTYKA Natalia	POL	3	11	11	11		
YANG Qian	CHN	0	4	7	9		
Duration:		17min	6 min	6 min	8 min		

Match No : SW10(6) Table : 2

Umpires : KARAU Bernhard (GER) TONGE Karen (GBR)

Player Statistics	PARTYKA Natalia (POL)					Match	YANG Qian (CHN)					Match
	Game						Game					
	1	2	3	4	5		1	2	3	4	5	
Points won	11	11	11			33	4	7	9			20
Biggest lead	7	4	2			7	2	-	2			2
Points won on own serve	7	5	7			19	4	2	6			12
Points lost on own serve	0	5	3			8	4	6	4			14
Most consecutive points won	6	4	3			6	2	2	3			3
Greatest deficit overcome	2	-	2			2	-	-	-			-
Handedness/Grip	Left/Shakehand						Right/Shakehand					

Game/Match Statistics	Game					Match
	1	2	3	4	5	
Longest rally (strokes)	6	5	11			11
Average rally	4	3	5			4

Game Progress

1	PARTYKA Natalia (POL)	0	*0	2	*3	5	*7	9	*10	11		
	YANG Qian (CHN)	*0	2	*2	3	*3	3	*3	4	4		
2	PARTYKA Natalia (POL)	*0	1	*2	3	*5	5	*7	9	*10	11	
	YANG Qian (CHN)	0	*1	2	*3	3	*5	5	*5	6	7	
3	PARTYKA Natalia (POL)	0	*1	3	*3	4	*4	5	*7	8	*9	11
	YANG Qian (CHN)	*0	1	*1	3	*4	6	*7	7	*8	9	9

NOTES

The "Greatest deficit overcome" only applies when the player ends up winning the game.

LEGEND

SW Women's Singles * Server



Match Results

ERTIS Umrn (TUR) 3-0 MAGHRABY Angham (EGY)

Game Summary		Match	Game 1	Game 2	Game 3	Game 4	Game 5
ERTIS Umrn	TUR	3	11	11	11		
MAGHRABY Angham	EGY	0	6	5	3		
Duration:		13min	5 min	4 min	3 min		

Match No : SW10(5) Table : 4

Umpires : SZILY Marta (HUN) ROBERTS Averil (NZL)

Player Statistics	ERTIS Umrn (TUR)					Match	MAGHRABY Angham (EGY)					Match
	Game						Game					
	1	2	3	4	5		1	2	3	4	5	
Points won	11	11	11			33	6	5	3			14
Biggest lead	5	6	9			9	1	2	-			2
Points won on own serve	5	6	5			16	3	3	2			8
Points lost on own serve	3	2	1			6	6	5	6			17
Most consecutive points won	3	6	9			9	4	2	2			4
Greatest deficit overcome	1	2	-			2	-	-	-			-
Handedness/Grip	Right/Shakehand						Right/Shakehand					

Game/Match Statistics	Game					Match
	1	2	3	4	5	
Longest rally (strokes)	7	8	8			8
Average rally	3	4	4			4

Game Progress

1	ERTIS Umrn (TUR)	0	*2	3	*3	4	*6	7	*8	10	11
	MAGHRABY Angham (EGY)	*0	0	*1	3	*4	4	*5	6	*6	6
2	ERTIS Umrn (TUR)	*0	1	*1	3	*4	6	*8	9	11	
	MAGHRABY Angham (EGY)	0	*1	3	*3	4	*4	4	*5	5	
3	ERTIS Umrn (TUR)	0	*1	3	*5	7	*9	10	11		
	MAGHRABY Angham (EGY)	*0	1	*1	1	*1	1	*2	3		

NOTES
The "Greatest deficit overcome" only applies when the player ends up winning the game.

LEGEND
SW Women's Singles * Server



Match Results

PARTYKA Natalia (POL) 3-0 ERTIS Umran (TUR)

Game Summary		Match	Game 1	Game 2	Game 3	Game 4	Game 5
PARTYKA Natalia	POL	3	11	11	11		
ERTIS Umran	TUR	0	5	4	6		
Duration:		17min	4 min	4 min	3 min		

Match No : SW10(1) Table : 2

Umpires : KRME LJ Milana (SLO) BORODAVCHENKO Igor (RUS)

Player Statistics	PARTYKA Natalia (POL)					Match	ERTIS Umran (TUR)					Match
	Game						Game					
	1	2	3	4	5		1	2	3	4	5	
Points won	11	11	11			33	5	4	6			15
Biggest lead	6	7	6			7	1	-	-			1
Points won on own serve	5	4	5			14	1	2	3			6
Points lost on own serve	3	2	3			8	5	7	6			18
Most consecutive points won	4	6	4			6	1	1	3			3
Greatest deficit overcome	1	-	-			1	-	-	-			-
Handedness/Grip	Left/Shakehand						Right/Shakehand					

Game/Match Statistics	Game					Match
	1	2	3	4	5	
Longest rally (strokes)	4	6	6			6
Average rally	3	4	3			3

Game Progress

1	PARTYKA Natalia (POL)	0	*1	2	*4	5	*6	7	*9	11	
	ERTIS Umran (TUR)	*0	1	*2	2	*3	4	*5	5	5	
2	PARTYKA Natalia (POL)	*0	2	*3	4	*5	6	*8	10	11	
	ERTIS Umran (TUR)	0	*0	1	*2	3	*4	4	*4	4	
3	PARTYKA Natalia (POL)	0	*2	3	*5	6	*7	9	*9	10	11
	ERTIS Umran (TUR)	*0	0	*1	1	*2	3	*3	5	*6	6

NOTES

The "Greatest deficit overcome" only applies when the player ends up winning the game.

LEGEND

SW Women's Singles * Server



Match Results

YANG Qian (CHN) 3-0 MAGHRABY Angham (EGY)

Game Summary		Match	Game 1	Game 2	Game 3	Game 4	Game 5
YANG Qian	CHN	3	11	11	11		
MAGHRABY Angham	EGY	0	2	4	5		
Duration:		12min	3 min	3 min	3 min		

Match No : SW10(2) Table : 4

Umpires : CURTIS Neil (GBR) COCHRANE David (GBR)

Player Statistics	YANG Qian (CHN)					Match	MAGHRABY Angham (EGY)					Match
	Game						Game					
	1	2	3	4	5		1	2	3	4	5	
Points won	11	11	11			33	2	4	5			11
Biggest lead	9	7	6			9	-	2	-			2
Points won on own serve	6	7	6			19	1	4	3			8
Points lost on own serve	1	0	2			3	5	4	5			14
Most consecutive points won	8	6	5			8	1	2	3			3
Greatest deficit overcome	-	2	-			2	-	-	-			-
Handedness/Grip	Right/Shakehand						Right/Shakehand					

Game/Match Statistics	Game					Match
	1	2	3	4	5	
Longest rally (strokes)	5	6	4			6
Average rally	3	2	3			3

Game Progress

1	YANG Qian (CHN)	*0	1	*3	5	*7	9	*10	11	
	MAGHRABY Angham (EGY)	0	*1	1	*1	1	*1	2	2	
2	YANG Qian (CHN)	0	*0	2	*4	6	*6	8	*10	11
	MAGHRABY Angham (EGY)	*0	2	*2	2	*2	4	*4	4	4
3	YANG Qian (CHN)	*0	2	*4	5	*5	7	*8	9	11
	MAGHRABY Angham (EGY)	0	*0	0	*1	3	*3	4	*5	5

NOTES
The "Greatest deficit overcome" only applies when the player ends up winning the game.

LEGEND
SW Women's Singles * Server



Match Results

FAN Lei (CHN) 3-0 le MORVAN Audrey (FRA)

Game Summary		Match	Game 1	Game 2	Game 3	Game 4	Game 5
FAN Lei	CHN	3	11	11	11		
le MORVAN Audrey	FRA	0	7	7	4		
Duration:		15min	4 min	6 min	4 min		

Match No : SW10(11) Table : 2

Umpires : FOOTE Ben (GBR) CLARKE Stan (GBR)

Player Statistics	FAN Lei (CHN)					Match	le MORVAN Audrey (FRA)					Match
	Game						Game					
	1	2	3	4	5		1	2	3	4	5	
Points won	11	11	11			33	7	7	4			18
Biggest lead	6	4	7			7	-	2	1			2
Points won on own serve	4	8	5			17	3	5	2			10
Points lost on own serve	4	2	2			8	7	3	6			16
Most consecutive points won	6	3	5			6	3	3	2			3
Greatest deficit overcome	-	2	1			2	-	-	-			-
Handedness/Grip	Right/Penholder						Right/Shakehand					

Game/Match Statistics	Game					Match
	1	2	3	4	5	
Longest rally (strokes)	7	14	7			14
Average rally	4	5	4			4

Game Progress

1	FAN Lei (CHN)	0	*2	3	*3	4	*6	8	*10	10	11
	le MORVAN Audrey (FRA)	*0	0	*1	3	*4	4	*4	4	*6	7
2	FAN Lei (CHN)	*0	1	*2	3	*3	5	*6	8	*9	11
	le MORVAN Audrey (FRA)	0	*1	2	*3	5	*5	6	*6	7	7
3	FAN Lei (CHN)	0	*1	2	*3	5	*7	8	*10	11	
	le MORVAN Audrey (FRA)	*0	1	*2	3	*3	3	*4	4	4	

NOTES
The "Greatest deficit overcome" only applies when the player ends up winning the game.

LEGEND
SW Women's Singles * Server



Match Results

TAPPER Melissa (AUS) 3-2 ALEXANDRE Bruna (BRA)

Game Summary		Match	Game 1	Game 2	Game 3	Game 4	Game 5
TAPPER Melissa	AUS	3	10	8	11	11	11
ALEXANDRE Bruna	BRA	2	12	11	5	7	9
Duration:		35min	8 min	7 min	6 min	8 min	9 min

Match No : SW10(12) Table : 4

Umpires : le PAGE Tim (GBR) TONGE Karen (GBR)

Player Statistics	TAPPER Melissa (AUS)						ALEXANDRE Bruna (BRA)					
	Game					Match	Game					Match
	1	2	3	4	5		1	2	3	4	5	
Points won	10	8	11	11	11	51	12	11	5	7	9	44
Biggest lead	3	1	7	4	2	7	2	3	1	-	2	3
Points won on own serve	4	4	6	7	4	25	5	5	3	4	3	20
Points lost on own serve	7	6	2	3	6	24	6	4	5	4	7	26
Most consecutive points won	4	2	7	4	3	7	5	3	3	2	2	5
Greatest deficit overcome	-	-	1	-	2	2	3	1	-	-	-	3
Handedness/Grip	Left/Shakehand						Left/Shakehand					

Game/Match Statistics	Game					Match
	1	2	3	4	5	
Longest rally (strokes)	15	11	10	13	23	23
Average rally	5	5	4	7	7	5

Game Progress

1	TAPPER Melissa (AUS)	0	*1	2	*4	5	*5	5	*7	9	*10	10	*10	10
	ALEXANDRE Bruna (BRA)	*0	1	*2	2	*3	5	*7	7	*7	8	*10	11	12
2	TAPPER Melissa (AUS)	*0	1	*2	3	*4	4	*5	6	*7	8	8		
	ALEXANDRE Bruna (BRA)	0	*1	2	*3	4	*6	7	*8	9	*10	11		
3	TAPPER Melissa (AUS)	0	*1	2	*4	6	*8	9	*9	11				
	ALEXANDRE Bruna (BRA)	*0	1	*2	2	*2	2	*3	5	5				
4	TAPPER Melissa (AUS)	*0	1	*3	3	*5	7	*7	9	*9	11			
	ALEXANDRE Bruna (BRA)	0	*1	1	*3	3	*3	5	*5	7	7			
5	TAPPER Melissa (AUS)	0	*1	2	*3	3	*5	6	*7	8	*10	11		
	ALEXANDRE Bruna (BRA)	*0	1	*2	3	*5	5	*6	7	*8	8	9		

NOTES

The "Greatest deficit overcome" only applies when the player ends up winning the game.

LEGEND

SW Women's Singles * Server



Match Results

FAN Lei (CHN) 3-0 TAPPER Melissa (AUS)

Game Summary		Match	Game 1	Game 2	Game 3	Game 4	Game 5
FAN Lei	CHN	3	11	11	11		
TAPPER Melissa	AUS	0	7	6	6		
Duration:		18min	4 min	5 min	5 min		

Match No : SW10(8) Table : 8

Umpires : SUTCLIFFE Russell (GBR) PAYNE Michael (GBR)

Player Statistics	FAN Lei (CHN)					Match	TAPPER Melissa (AUS)					Match
	Game						Game					
	1	2	3	4	5		1	2	3	4	5	
Points won	11	11	11			33	7	6	6			19
Biggest lead	5	5	5			5	2	3	-			3
Points won on own serve	5	6	5			16	4	3	3			10
Points lost on own serve	3	3	3			9	6	5	6			17
Most consecutive points won	4	7	3			7	2	3	2			3
Greatest deficit overcome	2	3	-			3	-	-	-			-
Handedness/Grip	Right/Penholder						Left/Shakehand					

Game/Match Statistics	Game					Match
	1	2	3	4	5	
Longest rally (strokes)	6	8	12			12
Average rally	3	3	4			4

Game Progress

1	FAN Lei (CHN)	0	*0	2	*4	5	*6	7	*9	10	11
	TAPPER Melissa (AUS)	*0	2	*2	2	*3	4	*5	5	*6	7
2	FAN Lei (CHN)	*0	0	*1	2	*3	5	*7	9	*10	11
	TAPPER Melissa (AUS)	0	*2	3	*4	5	*5	5	*5	6	6
3	FAN Lei (CHN)	0	*2	3	*4	6	*7	8	*9	10	11
	TAPPER Melissa (AUS)	*0	0	*1	2	*2	3	*4	5	*6	6

NOTES

The "Greatest deficit overcome" only applies when the player ends up winning the game.

LEGEND

SW Women's Singles * Server



Match Results

ALEXANDRE Bruna (BRA) 3-1 le MORVAN Audrey (FRA)

Game Summary		Match	Game 1	Game 2	Game 3	Game 4	Game 5
ALEXANDRE Bruna	BRA	3	11	11	11	11	
le MORVAN Audrey	FRA	1	5	13	9	6	
Duration:		28min	4 min	7 min	6 min	6 min	

Match No : SW10(7) Table : 6

Umpires : FRASER Margot (GBR) le PAGE Tim (GBR)

Player Statistics	ALEXANDRE Bruna (BRA)					Match	le MORVAN Audrey (FRA)					Match	
	Game						Match	Game					
	1	2	3	4	5			1	2	3	4		5
Points won	11	11	11	11		44	5	13	9	6		33	
Biggest lead	6	-	3	7		7	-	6	1	1		6	
Points won on own serve	6	8	5	5		24	3	9	4	3		19	
Points lost on own serve	2	4	5	3		14	5	3	6	6		20	
Most consecutive points won	3	6	4	4		6	1	6	3	3		6	
Greatest deficit overcome	-	-	1	1		1	-	-	-	-		-	
Handedness/Grip	Left/Shakehand						Right/Shakehand						

Game/Match Statistics	Game					Match
	1	2	3	4	5	
Longest rally (strokes)	10	9	8	14		14
Average rally	4	4	4	6		5

Game Progress

1	ALEXANDRE Bruna (BRA)	*0	2	*3	4	*5	7	*8	9	11						
	le MORVAN Audrey (FRA)	0	*0	1	*2	3	*3	4	*5	5						
2	ALEXANDRE Bruna (BRA)	0	*0	0	*0	2	*3	4	*4	6	*8	10	*10	11	*11	11
	le MORVAN Audrey (FRA)	*0	2	*4	6	*6	7	*8	10	*10	10	*10	11	*11	12	13
3	ALEXANDRE Bruna (BRA)	*0	1	*3	3	*4	5	*7	8	*8	10	11				
	le MORVAN Audrey (FRA)	0	*1	1	*3	4	*5	5	*6	8	*8	9				
4	ALEXANDRE Bruna (BRA)	0	*1	2	*4	6	*7	9	*10	10	11					
	le MORVAN Audrey (FRA)	*0	1	*2	2	*2	3	*3	4	*6	6					

NOTES

The "Greatest deficit overcome" only applies when the player ends up winning the game.

LEGEND

SW Women's Singles * Server



Match Results

FAN Lei (CHN) 3-2 ALEXANDRE Bruna (BRA)

Game Summary		Match	Game 1	Game 2	Game 3	Game 4	Game 5
FAN Lei	CHN	3	11	10	8	11	11
ALEXANDRE Bruna	BRA	2	5	12	11	9	9
Duration:		36min	4 min	6 min	6 min	7 min	8 min

Match No : SW10(3) Table : 6

Umpires : FOOTE Ben (GBR) EDWARDS David (GBR)

Player Statistics	FAN Lei (CHN)						ALEXANDRE Bruna (BRA)					
	Game					Match	Game					Match
	1	2	3	4	5		1	2	3	4	5	
Points won	11	10	8	11	11	51	5	12	11	9	9	46
Biggest lead	6	5	-	2	2	6	1	2	5	1	3	5
Points won on own serve	7	6	3	6	7	29	4	7	5	5	6	27
Points lost on own serve	1	5	6	4	3	19	4	4	5	5	4	22
Most consecutive points won	4	5	3	2	3	5	2	5	5	3	3	5
Greatest deficit overcome	1	-	-	1	3	3	-	5	-	-	-	5
Handedness/Grip	Right/Penholder						Left/Shakehand					

Game/Match Statistics	Game					Match
	1	2	3	4	5	
Longest rally (strokes)	10	8	11	25	17	25
Average rally	4	3	6	5	5	5

Game Progress

1	FAN Lei (CHN)	0	*1	2	*3	5	*6	8	*9	11				
	ALEXANDRE Bruna (BRA)	*0	1	*2	3	*3	4	*4	5	5				
2	FAN Lei (CHN)	*0	1	*3	5	*6	7	*7	8	*9	10	*10	10	10
	ALEXANDRE Bruna (BRA)	0	*1	1	*1	2	*3	5	*6	7	*8	10	*11	12
3	FAN Lei (CHN)	0	*0	0	*1	2	*4	5	*6	7	*8	8		
	ALEXANDRE Bruna (BRA)	*0	2	*4	5	*6	6	*7	8	*9	10	11		
4	FAN Lei (CHN)	*0	2	*2	3	*5	6	*6	7	*8	9	11		
	ALEXANDRE Bruna (BRA)	0	*0	2	*3	3	*4	6	*7	8	*9	9		
5	FAN Lei (CHN)	0	*0	1	*2	3	*4	5	*6	8	*9	11		
	ALEXANDRE Bruna (BRA)	*0	2	*3	4	*5	6	*7	8	*8	9	9		

NOTES
The "Greatest deficit overcome" only applies when the player ends up winning the game.

LEGEND
SW Women's Singles * Server



Match Results

TAPPER Melissa (AUS) 3-0 le MORVAN Audrey (FRA)

Game Summary		Match	Game 1	Game 2	Game 3	Game 4	Game 5
TAPPER Melissa	AUS	3	11	11	11		
le MORVAN Audrey	FRA	0	7	2	4		
Duration:		15min	4 min	3 min	4 min		

Match No : SW10(4) Table : 8

Umpires : ATTOOR Satheese (IND) DEMARIO Leonor (BRA)

Player Statistics	TAPPER Melissa (AUS)					Match	le MORVAN Audrey (FRA)					Match	
	Game						Match	Game					
	1	2	3	4	5			1	2	3	4		5
Points won	11	11	11			33	7	2	4			13	
Biggest lead	6	9	7			9	-	-	-			-	
Points won on own serve	6	6	6			18	3	2	2			7	
Points lost on own serve	4	0	2			6	5	5	5			15	
Most consecutive points won	4	6	4			6	3	1	1			3	
Greatest deficit overcome	-	-	-			-	-	-	-			-	
Handedness/Grip	Left/Shakehand						Right/Shakehand						

Game/Match Statistics	Game					Match
	1	2	3	4	5	
Longest rally (strokes)	7	9	6			9
Average rally	4	4	3			3

Game Progress

1	TAPPER Melissa (AUS)	*0	2	*4	4	*6	8	*9	10	*10	11
	le MORVAN Audrey (FRA)	0	*0	0	*2	2	*2	3	*4	6	7
2	TAPPER Melissa (AUS)	0	*1	3	*5	7	*8	10	11		
	le MORVAN Audrey (FRA)	*0	1	*1	1	*1	2	*2	2		
3	TAPPER Melissa (AUS)	*0	1	*3	5	*6	8	*9	10	11	
	le MORVAN Audrey (FRA)	0	*1	1	*1	2	*2	3	*4	4	

NOTES

The "Greatest deficit overcome" only applies when the player ends up winning the game.

LEGEND

SW Women's Singles * Server



Match Results

PARTYKA Natalia (POL) 3-0 TAPPER Melissa (AUS)

Game Summary		Match	Game 1	Game 2	Game 3	Game 4	Game 5
PARTYKA Natalia	POL	3	11	11	11		
TAPPER Melissa	AUS	0	9	2	4		
Duration:		19min	4 min	3 min	4 min		

Match No : SW10(13) Table : 2

Umpires : KARSHTEDT Yelena (USA) BORODAVCHENKO Igor (RUS)

Player Statistics	PARTYKA Natalia (POL)					Match	TAPPER Melissa (AUS)					Match
	Game						Game					
	1	2	3	4	5		1	2	3	4	5	
Points won	11	11	11			33	9	2	4			15
Biggest lead	2	9	7			9	3	-	1			3
Points won on own serve	7	6	6			19	6	1	2			9
Points lost on own serve	3	1	2			6	4	5	5			14
Most consecutive points won	4	7	6			7	3	1	1			3
Greatest deficit overcome	3	-	1			3	-	-	-			-
Handedness/Grip	Left/Shakehand						Left/Shakehand					

Game/Match Statistics	Game					Match
	1	2	3	4	5	
Longest rally (strokes)	10	7	5			10
Average rally	5	3	3			4

Game Progress

1	PARTYKA Natalia (POL)	0	*0	1	*2	3	*5	7	*7	8	*9	11
	TAPPER Melissa (AUS)	*0	2	*3	4	*5	5	*5	7	*8	9	9
2	PARTYKA Natalia (POL)	*0	2	*3	4	*6	8	*10	11			
	TAPPER Melissa (AUS)	0	*0	1	*2	2	*2	2	2			
3	PARTYKA Natalia (POL)	0	*1	2	*4	*6	8	*9	10	11		
	TAPPER Melissa (AUS)	*0	1	*2	2	2	*2	3	*4	4		

NOTES

The "Greatest deficit overcome" only applies when the player ends up winning the game.

LEGEND

SW Women's Singles * Server



Match Results

YANG Qian (CHN) 3-1 FAN Lei (CHN)

Game Summary		Match	Game 1	Game 2	Game 3	Game 4	Game 5
YANG Qian	CHN	3	15	12	8	11	
FAN Lei	CHN	1	13	10	11	7	
Duration:		29min	9 min	7 min	6 min	7 min	

Match No : SW10(14) Table : 4

Umpires : SHERRATT Derek (GBR) SUTCLIFFE Russell (GBR)

Player Statistics	YANG Qian (CHN)					Match	FAN Lei (CHN)					Match
	Game						Game					
	1	2	3	4	5		1	2	3	4	5	
Points won	15	12	8	11		46	13	10	11	7		41
Biggest lead	2	2	3	4		4	2	3	3	-		3
Points won on own serve	6	7	5	4		22	5	6	6	3		20
Points lost on own serve	8	4	5	4		21	9	5	3	7		24
Most consecutive points won	3	4	2	2		4	3	3	6	2		6
Greatest deficit overcome	2	3	-	-		3	-	-	3	-		3
Handedness/Grip	Right/Shakehand						Right/Penholder					

Game/Match Statistics	Game					Match
	1	2	3	4	5	
Longest rally (strokes)	14	10	12	16		16
Average rally	6	4	4	6		5

Game Progress

1	YANG Qian (CHN)	*0	0	*1	2	*4	5	*7	8	*8	9	*10	10	*11	11	*12	13	*13	14
	FAN Lei (CHN)	0	*2	3	*4	4	*5	5	*6	8	*9	10	*11	11	*12	12	*12	13	*13
		15		13															
2	YANG Qian (CHN)	0	*1	2	*2	3	*4	5	*6	7	*8	10	*11	12					
	FAN Lei (CHN)	*0	1	*2	4	*5	6	*7	8	*9	10	*10	10	10					
3	YANG Qian (CHN)	*0	2	*3	4	*5	6	*7	7	*7	8	8							
	FAN Lei (CHN)	0	*0	1	*2	3	*4	5	*7	9	*10	11							
4	YANG Qian (CHN)	0	*2	2	*3	4	*6	7	*8	10	11								
	FAN Lei (CHN)	*0	0	*2	3	*4	4	*5	6	*6	7								

NOTES
The "Greatest deficit overcome" only applies when the player ends up winning the game.

LEGEND
SW Women's Singles * Server



Match Results

FAN Lei (CHN) 3-2 TAPPER Melissa (AUS)

Game Summary		Match	Game 1	Game 2	Game 3	Game 4	Game 5
FAN Lei	CHN	3	8	9	11	11	11
TAPPER Melissa	AUS	2	11	11	5	6	7
Duration:		33min	5 min	5 min	4 min	5 min	6 min

Match No : SW10(15) Table : 4

Umpires : BORODAVCHENKO Igor (RUS) WILLIAMS Jackie (GBR)

Player Statistics	FAN Lei (CHN)						TAPPER Melissa (AUS)					
	Game					Match	Game					Match
	1	2	3	4	5		1	2	3	4	5	
Points won	8	9	11	11	11	50	11	11	5	6	7	40
Biggest lead	2	3	7	6	4	7	3	4	-	-	1	4
Points won on own serve	3	5	6	6	6	26	5	6	3	3	5	22
Points lost on own serve	6	5	2	3	2	18	5	4	5	5	5	24
Most consecutive points won	3	3	5	4	5	5	5	5	3	5	3	5
Greatest deficit overcome	-	-	-	-	1	1	2	3	-	-	-	3
Handedness/Grip	Right/Penholder						Left/Shakehand					

Game/Match Statistics	Game					Match
	1	2	3	4	5	
Longest rally (strokes)	10	10	9	10	12	12
Average rally	5	4	4	5	4	4

Game Progress

1	FAN Lei (CHN)	0	*1	2	*3	4	*5	6	*8	8	*8	8
	TAPPER Melissa (AUS)	*0	1	*2	3	*4	5	*6	6	*8	10	11
2	FAN Lei (CHN)	*0	2	*3	4	*5	5	*6	6	*6	8	9
	TAPPER Melissa (AUS)	0	*0	1	*2	3	*5	6	*8	10	*10	11
3	FAN Lei (CHN)	0	*2	4	*5	7	*8	8	*9	11		
	TAPPER Melissa (AUS)	*0	0	*0	1	*1	2	*4	5	5		
4	FAN Lei (CHN)	*0	2	*3	5	*7	7	*7	8	*10	11	
	TAPPER Melissa (AUS)	0	*0	1	*1	1	*3	5	*6	6	6	
5	FAN Lei (CHN)	0	*1	3	*3	4	*6	8	*8	9	11	
	TAPPER Melissa (AUS)	*0	1	*1	3	*4	4	*4	6	*7	7	

NOTES
The "Greatest deficit overcome" only applies when the player ends up winning the game.

LEGEND
SW Women's Singles * Server



Match Results

PARTYKA Natalia (POL) 3-2 YANG Qian (CHN)

Game Summary		Match	Game 1	Game 2	Game 3	Game 4	Game 5
PARTYKA Natalia	POL	3	11	11	11	7	11
YANG Qian	CHN	2	5	13	9	11	4
Duration:		42min	4 min	9 min	8 min	8 min	5 min

Match No : SW10(16) Table : 2

Umpires : DEMARIO Leonor (BRA) WILLIAMSON Robert (GBR)

Player Statistics	PARTYKA Natalia (POL)						YANG Qian (CHN)					
	Game					Match	Game					Match
	1	2	3	4	5		1	2	3	4	5	
Points won	11	11	11	7	11	51	5	13	9	11	4	42
Biggest lead	6	6	5	-	8	8	-	2	3	5	1	5
Points won on own serve	7	5	5	5	5	27	4	6	4	8	1	23
Points lost on own serve	1	7	5	3	3	19	4	6	6	2	6	24
Most consecutive points won	3	4	8	3	5	8	1	5	4	5	2	5
Greatest deficit overcome	-	-	3	-	1	3	-	6	-	-	-	6
Handedness/Grip	Left/Shakehand						Right/Shakehand					

Game/Match Statistics	Game					Match
	1	2	3	4	5	
Longest rally (strokes)	8	9	9	7	8	9
Average rally	4	4	5	5	4	4

Game Progress

1	PARTYKA Natalia (POL)	*0	2	*3	5	*6	7	*8	10	11						
	YANG Qian (CHN)	0	*0	1	*1	2	*3	4	*4	5						
2	PARTYKA Natalia (POL)	0	*2	4	*5	6	*7	9	*9	9	*10	10	*11	11	*11	11
	YANG Qian (CHN)	*0	0	*0	1	*2	3	*3	5	*7	8	*10	10	*11	12	13
3	PARTYKA Natalia (POL)	*0	0	*1	2	*3	5	*7	9	*10	10	11				
	YANG Qian (CHN)	0	*2	3	*4	5	*5	5	*5	6	*8	9				
4	PARTYKA Natalia (POL)	0	*0	2	*2	2	*3	4	*5	7	7					
	YANG Qian (CHN)	*0	2	*2	4	*6	7	*8	9	*9	11					
5	PARTYKA Natalia (POL)	*0	1	*3	5	*6	8	*10	10	11						
	YANG Qian (CHN)	0	*1	1	*1	2	*2	2	*4	4						

NOTES

The "Greatest deficit overcome" only applies when the player ends up winning the game.

LEGEND

SW Women's Singles * Server


Player Statistics

As of MON 3 SEP 2012

Players	NPC	Matches				Games				Match Duration	
		Played	Won	Lost	%Won	Played	Won	Lost	%Won	All	Average
ALEXANDRE Bruna	BRA	3	1	2	33%	14	7	7	50%	1h39min	33min
Left/Shakehand		Points Won				Points Lost					
C10		Total	Own Serve:	71	Most Consecutive:	6	Total	Own Serve:	62	Most Consecutive:	7
		134	Opp. Serve:	63	GDO:	5	135	Opp. Serve:	73	GLL:	3
ERTIS Umran	TUR	3	1	2	33%	9	3	6	33%	46min	15min
Right/Shakehand		Points Won				Points Lost					
C10		Total	Own Serve:	35	Most Consecutive:	9	Total	Own Serve:	39	Most Consecutive:	6
		70	Opp. Serve:	35	GDO:	2	80	Opp. Serve:	41	GLL:	2
FAN Lei	CHN	5	4	1	80%	20	13	7	65%	2h11min	26min
Right/Penholder		Points Won				Points Lost					
C10		Total	Own Serve:	108	Most Consecutive:	7	Total	Own Serve:	78	Most Consecutive:	5
		208	Opp. Serve:	100	GDO:	3	169	Opp. Serve:	91	GLL:	5
le MORVAN Audrey	FRA	3	0	3	0%	10	1	9	10%	58min	19min
Right/Shakehand		Points Won				Points Lost					
C10		Total	Own Serve:	36	Most Consecutive:	6	Total	Own Serve:	51	Most Consecutive:	6
		64	Opp. Serve:	28	GDO:	0	110	Opp. Serve:	59	GLL:	2
MAGHRABY Angham	EGY	3	0	3	0%	9	0	9	0%	34min	11min
Right/Shakehand		Points Won				Points Lost					
C10		Total	Own Serve:	17	Most Consecutive:	4	Total	Own Serve:	48	Most Consecutive:	11
		28	Opp. Serve:	11	GDO:	0	99	Opp. Serve:	51	GLL:	2
PARTYKA Natalia	POL	5	5	0	100%	17	15	2	88%	1h44min	21min
Left/Shakehand		Points Won				Points Lost					
C10		Total	Own Serve:	95	Most Consecutive:	11	Total	Own Serve:	43	Most Consecutive:	5
		182	Opp. Serve:	87	GDO:	3	94	Opp. Serve:	51	GLL:	6
TAPPER Melissa	AUS	5	2	3	40%	19	8	11	42%	2h0min	24min
Left/Shakehand		Points Won				Points Lost					
C10		Total	Own Serve:	84	Most Consecutive:	7	Total	Own Serve:	85	Most Consecutive:	7
		158	Opp. Serve:	74	GDO:	3	173	Opp. Serve:	88	GLL:	3
YANG Qian	CHN	5	3	2	60%	18	11	7	61%	1h56min	23min
Right/Shakehand		Points Won				Points Lost					
C10		Total	Own Serve:	95	Most Consecutive:	8	Total	Own Serve:	72	Most Consecutive:	8
		175	Opp. Serve:	80	GDO:	6	159	Opp. Serve:	87	GLL:	3

NOTES

The "Greatest deficit overcome" only applies when the player ends up winning the game and "Greatest lead lost" only when losing.

LEGEND
GDO Greatest deficit overcome **GLL** Greatest lead lost **Opp.** Opponent's



Tournament Statistics

As of MON 3 SEP 2012

Statistics	Preliminaries	Semifinals	Finals	Total
Matches Total	12	2	2	16
Game Margin: 3:0	9 75%	1 50%		10 63%
3:1	1 8%	1 50%		2 13%
3:2	2 17%		2 100%	4 25%
Invalid Results Mark				
Duration: Total	3h51min	48min	1h15min	5h54min
Longest	36min	29min	42min	42min
Shortest	9min	19min	33min	9min
Average	19min	24min	38min	22min
Games Total	41	7	10	58
Point Margin 11				
10	3 7%			3 5%
9	2 5%	1 14%		3 5%
8	1 2%			1 2%
7	5 12%	1 14%	1 10%	7 12%
6	7 17%		2 20%	9 16%
5	5 12%		1 10%	6 10%
4	6 15%	1 14%	2 20%	9 16%
3	3 7%	1 14%	1 10%	5 9%
2	9 22%	3 43%	3 30%	15 26%
Invalid Results Mark				
Duration: Total	3h23min	40min	59min	5h2min
Longest	9min	9min	9min	9min
Shortest	2min	3min	4min	2min
Average	5min	6min	6min	5min
Points Total	703	135	183	1021
per game	17.15	19.29	18.30	17.60
Most consecutive won	11	7	8	11
Greatest deficit overcome	5	3	6	6
Longest rally	25	16	12	25
Average rally	4	5	4	4

NOTES
The "Greatest deficit overcome" only applies when the player ends up winning the game.



Table Tennis

Women's Singles - Class 11



Entry List by Event

As of FRI 24 AUG 2012

NPC	How Qualified	Name	Date of Birth
BRA - Brazil	QR (17)	FAUST Iliane	7 MAR 1975
GBR - Great Britain	QI (9)	BROMLEY Victoria	9 JUL 1986
HKG - Hong Kong, China	QL (5) QR (1)	WONG Ka Man YEUNG Chi Ka	21 NOV 1985 6 NOV 1988
POL - Poland	QL (6)	SIEMIENIECKA Krystyna	11 MAR 1979
RUS - Russian Federation	QR (3)	KOSACHEVA Anzhelika	28 SEP 1982

NOTES

All changes are available in INFO.
(nnn) in "How Qualified" represents the player's singles world ranking as of July 2012.

LEGEND

QI Qualification by Invitation **QL** Qualification by Ranking List **QR** Regional Qualification



Draw

GROUP A

Rk	Name	NPC	HKG	POL	BRA	Match Points
1	YEUNG Chi Ka	HKG		3:0 (11:7, 11:6, 11:5)	3:0 (11:2, 11:5, 11:7)	4
2	SIEMIENIECKA Krystyna	POL	0:3 (7:11, 6:11, 5:11)		3:0 (11:1, 11:6, 11:4)	3
3	FAUST Iliane	BRA	0:3 (2:11, 5:11, 7:11)	0:3 (1:11, 6:11, 4:11)		2

GROUP B

Rk	Name	NPC	HKG	RUS	GBR	Match Points
1	WONG Ka Man	HKG		3:1 (8:11, 11:6, 11:5, 12:10)	3:0 (11:8, 11:7, 11:5)	4
2	KOSACHEVA Anzhelika	RUS	1:3 (11:8, 6:11, 5:11, 10:12)		3:0 (11:5, 11:1, 12:10)	3
3	BROMLEY Victoria	GBR	0:3 (8:11, 7:11, 5:11)	0:3 (5:11, 1:11, 10:12)		2

Qualification rule:

First and Second from each group will qualify for the Semifinals.

LEGEND

Rk Rank



Draw

QUALIFIED FROM GROUPS				
Group	Rk	Name	NPC	Match Points
A	1	YEUNG Chi Ka	HKG	4
B	1	WONG Ka Man	HKG	4
A	2	SIEMIENIECKA Krystyna	POL	3
B	2	KOSACHEVA Anzhelika	RUS	3

Semifinals	NPC Code	Finals
------------	----------	--------



LEGEND	
Rk	Rank



Match Results

SIEMIENIECKA Krystyna (POL) 3-0 FAUST Iliane (BRA)

Game Summary		Match	Game 1	Game 2	Game 3	Game 4	Game 5
SIEMIENIECKA Krystyna	POL	3	11	11	11		
FAUST Iliane	BRA	0	1	6	4		
Duration:		10min	2 min	3 min	3 min		

Match No : SW11(5) Table : 2

Umpires : HIGGINS Peter (GBR) GOULDEN David (GBR)

Player Statistics	SIEMIENIECKA Krystyna (POL)					Match	FAUST Iliane (BRA)					Match
	Game						Game					
	1	2	3	4	5		1	2	3	4	5	
Points won	11	11	11			33	1	6	4			11
Biggest lead	10	5	7			10	-	1	-			1
Points won on own serve	5	7	7			19	0	4	4			8
Points lost on own serve	1	2	0			3	6	4	4			14
Most consecutive points won	9	4	5			9	1	1	2			2
Greatest deficit overcome	-	1	-			1	-	-	-			-
Handedness/Grip	Right/Shakehand						Right/Shakehand					

Game/Match Statistics	Game					Match
	1	2	3	4	5	
Longest rally (strokes)	7	11	7			11
Average rally	3	3	3			3

Game Progress

1	SIEMIENIECKA Krystyna (POL)	0	*2	3	*5	7	*9	11			
	FAUST Iliane (BRA)	*0	0	*1	1	*1	1	1			
2	SIEMIENIECKA Krystyna (POL)	*0	1	*2	3	*4	6	*7	9	*10	11
	FAUST Iliane (BRA)	0	*1	2	*3	4	*4	5	*5	6	6
3	SIEMIENIECKA Krystyna (POL)	0	*1	3	*4	6	*6	8	*10	11	
	FAUST Iliane (BRA)	*0	1	*1	2	*2	4	*4	4	4	

NOTES

The "Greatest deficit overcome" only applies when the player ends up winning the game.

LEGEND

SW Women's Singles * Server



Match Results

YEUNG Chi Ka (HKG) 3-0 SIEMIENIECKA Krystyna (POL)

Game Summary		Match	Game 1	Game 2	Game 3	Game 4	Game 5
YEUNG Chi Ka	HKG	3	11	11	11		
SIEMIENIECKA Krystyna	POL	0	7	6	5		
Duration:		15min	4 min	4 min	5 min		

Match No : SW11(3) Table : 2

Umpires : WILLIAMS Jackie (GBR) REYNOLDS Mick (GBR)

Player Statistics	YEUNG Chi Ka (HKG)					Match	SIEMIENIECKA Krystyna (POL)					Match
	Game						Game					
	1	2	3	4	5		1	2	3	4	5	
Points won	11	11	11			33	7	6	5			18
Biggest lead	5	5	6			6	1	1	-			1
Points won on own serve	5	5	4			14	2	3	1			6
Points lost on own serve	5	3	4			12	6	6	7			19
Most consecutive points won	4	6	3			6	3	3	1			3
Greatest deficit overcome	1	1	-			1	-	-	-			-
Handedness/Grip	Right/Shakehand						Right/Shakehand					

Game/Match Statistics	Game					Match
	1	2	3	4	5	
Longest rally (strokes)	6	10	9			10
Average rally	4	4	3			4

Game Progress

1	YEUNG Chi Ka (HKG)	*0	1	*3	4	*5	7	*8	8	*10	11
	SIEMIENIECKA Krystyna (POL)	0	*1	1	*2	3	*3	4	*6	6	7
2	YEUNG Chi Ka (HKG)	0	*2	3	*4	5	*5	6	*8	10	11
	SIEMIENIECKA Krystyna (POL)	*0	0	*1	2	*3	5	*6	6	*6	6
3	YEUNG Chi Ka (HKG)	*0	1	*3	4	*5	6	*8	9	11	
	SIEMIENIECKA Krystyna (POL)	0	*1	1	*2	3	*4	4	*5	5	

NOTES

The "Greatest deficit overcome" only applies when the player ends up winning the game.

LEGEND

SW Women's Singles * Server



Match Results

YEUNG Chi Ka (HKG) 3-0 FAUST Iliane (BRA)

Game Summary		Match	Game 1	Game 2	Game 3	Game 4	Game 5
YEUNG Chi Ka	HKG	3	11	11	11		
FAUST Iliane	BRA	0	2	5	7		
Duration:		11min	2 min	3 min	3 min		

Match No : SW11(1) Table : 2

Umpires : ROBERTS Averil (NZL) SZILY Marta (HUN)

Player Statistics	YEUNG Chi Ka (HKG)					Match	FAUST Iliane (BRA)					Match
	Game						Game					
	1	2	3	4	5		1	2	3	4	5	
Points won	11	11	11			33	2	5	7			14
Biggest lead	9	6	4			9	-	2	2			2
Points won on own serve	7	6	7			20	2	3	4			9
Points lost on own serve	0	2	3			5	4	5	4			13
Most consecutive points won	6	8	5			8	1	2	3			3
Greatest deficit overcome	-	2	2			2	-	-	-			-
Handedness/Grip	Right/Shakehand						Right/Shakehand					

Game/Match Statistics	Game					Match
	1	2	3	4	5	
Longest rally (strokes)	6	7	5			7
Average rally	3	3	3			3

Game Progress

1	YEUNG Chi Ka (HKG)	*0	2	*3	5	*7	9	*10	11		
	FAUST Iliane (BRA)	0	*0	1	*1	1	*1	2	2		
2	YEUNG Chi Ka (HKG)	0	*0	1	*2	4	*6	8	*10	11	
	FAUST Iliane (BRA)	*0	2	*3	4	*4	4	*4	4	5	
3	YEUNG Chi Ka (HKG)	*0	1	*2	3	*3	5	*6	8	*10	11
	FAUST Iliane (BRA)	0	*1	2	*3	5	*5	6	*6	6	7

NOTES
The "Greatest deficit overcome" only applies when the player ends up winning the game.

LEGEND
SW Women's Singles * Server



Match Results

WONG Ka Man (HKG) 3-0 BROMLEY Victoria (GBR)

Game Summary		Match	Game 1	Game 2	Game 3	Game 4	Game 5
WONG Ka Man	HKG	3	11	11	11		
BROMLEY Victoria	GBR	0	8	7	5		
Duration:		15min	4 min	4 min	2 min		

Match No : SW11(6) Table : 4

Umpires : ATTOOR Sathese (IND) DEMARIO Leonor (BRA)

Player Statistics	WONG Ka Man (HKG)					Match	BROMLEY Victoria (GBR)					Match
	Game						Game					
	1	2	3	4	5		1	2	3	4	5	
Points won	11	11	11			33	8	7	5			20
Biggest lead	3	4	6			6	3	-	-			3
Points won on own serve	7	7	4			18	6	2	1			9
Points lost on own serve	2	5	4			11	4	4	7			15
Most consecutive points won	5	3	4			5	3	2	2			3
Greatest deficit overcome	3	-	-			3	-	-	-			-
Handedness/Grip	Right/Shakehand						Right/Shakehand					

Game/Match Statistics	Game					Match
	1	2	3	4	5	
Longest rally (strokes)	8	14	5			14
Average rally	3	4	3			3

Game Progress

1	WONG Ka Man (HKG)	0	*0	2	*3	4	*4	5	*6	8	*10	11
	BROMLEY Victoria (GBR)	*0	2	*2	3	*4	6	*7	8	*8	8	8
2	WONG Ka Man (HKG)	*0	2	*3	*4	*4	5	*7	8	*9	11	
	BROMLEY Victoria (GBR)	0	*0	1	2	4	*5	5	*6	7	7	
3	WONG Ka Man (HKG)	0	*2	3	*5	5	*7	9	*10	11		
	BROMLEY Victoria (GBR)	*0	0	*1	1	*3	3	*3	4	5		

NOTES
The "Greatest deficit overcome" only applies when the player ends up winning the game.

LEGEND
SW Women's Singles * Server



Match Results

WONG Ka Man (HKG) 3-1 KOSACHEVA Anzhelika (RUS)

Game Summary		Match	Game 1	Game 2	Game 3	Game 4	Game 5
WONG Ka Man	HKG	3	8	11	11	12	
KOSACHEVA Anzhelika	RUS	1	11	6	5	10	
Duration:		41min	5 min	4 min	4 min	7 min	

Match No : SW11(4) Table : 4

Umpires : SHERRATT Derek (GBR) BALGHAITH Alawi (QAT)

Player Statistics	WONG Ka Man (HKG)					Match	KOSACHEVA Anzhelika (RUS)					Match
	Game						Game					
	1	2	3	4	5		1	2	3	4	5	
Points won	8	11	11	12		42	11	6	5	10		32
Biggest lead	4	5	6	5		6	3	2	-	1		3
Points won on own serve	5	6	5	7		23	6	4	2	6		18
Points lost on own serve	5	2	3	4		14	3	5	6	5		19
Most consecutive points won	4	4	4	4		4	5	3	1	4		5
Greatest deficit overcome	-	2	-	1		2	4	-	-	-		4
Handedness/Grip	Right/Shakehand						Right/Shakehand					

Game/Match Statistics	Game					Match
	1	2	3	4	5	
Longest rally (strokes)	6	9	9	19		19
Average rally	4	4	5	4		4

Game Progress

1	WONG Ka Man (HKG)	*0	2	*4	4	*4	6	*6	6	*7	8	8	KOSACHEVA Anzhelika (RUS)	0	*0	0	*2	4	*4	6	*8	9	*10	11				
2	WONG Ka Man (HKG)	0	*1	1	*3	5	*6	8	*8	10	11	KOSACHEVA Anzhelika (RUS)	*0	1	*3	3	*3	4	*4	6	*6	6						
3	WONG Ka Man (HKG)	*0	1	*2	4	*6	7	*8	9	11	KOSACHEVA Anzhelika (RUS)	0	*1	2	*2	2	*3	4	*5	5								
4	WONG Ka Man (HKG)	0	*1	3	*4	6	*7	7	*8	10	*10	10	*11	12	KOSACHEVA Anzhelika (RUS)	*0	1	*1	2	*2	3	*5	6	*6	8	*10	10	10

NOTES
The "Greatest deficit overcome" only applies when the player ends up winning the game.

LEGEND
SW Women's Singles * Server



Match Results

KOSACHEVA Anzhelika (RUS) 3-0 BROMLEY Victoria (GBR)

Game Summary		Match	Game 1	Game 2	Game 3	Game 4	Game 5
KOSACHEVA Anzhelika	RUS	3	11	11	12		
BROMLEY Victoria	GBR	0	5	1	10		
Duration:		13min	3 min	2 min	3 min		

Match No : SW11(2) Table : 4

Umpires : TICACALA Victor Hugo (ARG) RACKO Boris (SVK)

Player Statistics	KOSACHEVA Anzhelika (RUS)					Match	BROMLEY Victoria (GBR)					Match
	Game						Game					
	1	2	3	4	5		1	2	3	4	5	
Points won	11	11	12			34	5	1	10			16
Biggest lead	6	10	2			10	-	-	2			2
Points won on own serve	7	6	6			19	4	1	5			10
Points lost on own serve	1	0	5			6	4	5	6			15
Most consecutive points won	5	6	3			6	3	1	3			3
Greatest deficit overcome	-	-	2			2	-	-	-			-
Handedness/Grip	Right/Shakehand						Right/Shakehand					

Game/Match Statistics	Game					Match
	1	2	3	4	5	
Longest rally (strokes)	5	3	6			6
Average rally	3	2	3			3

Game Progress

1	KOSACHEVA Anzhelika (RUS)	0	*2	4	*5	7	*7	8	*9	11				
	BROMLEY Victoria (GBR)	*0	0	*0	1	*1	3	*4	5	5				
2	KOSACHEVA Anzhelika (RUS)	*0	2	*4	6	*7	9	11						
	BROMLEY Victoria (GBR)	0	*0	0	*0	1	*1	1						
3	KOSACHEVA Anzhelika (RUS)	0	*0	2	*3	4	*5	5	*6	7	*9	10	*11	12
	BROMLEY Victoria (GBR)	*0	2	*2	3	*4	5	*7	8	*9	9	*10	10	10

NOTES
The "Greatest deficit overcome" only applies when the player ends up winning the game.

LEGEND
SW Women's Singles * Server



Match Results

YEUNG Chi Ka (HKG) 3-1 KOSACHEVA Anzhelika (RUS)

Game Summary		Match	Game 1	Game 2	Game 3	Game 4	Game 5
YEUNG Chi Ka	HKG	3	11	4	11	11	
KOSACHEVA Anzhelika	RUS	1	3	11	8	3	
Duration:		18min	3 min	3 min	4 min	3 min	

Match No : SW11(7) Table : 6

Umpires : LEE Soon-Ju (KOR) DEMARIO Leonor (BRA)

Player Statistics	YEUNG Chi Ka (HKG)					Match	KOSACHEVA Anzhelika (RUS)					Match
	Game						Game					
	1	2	3	4	5		1	2	3	4	5	
Points won	11	4	11	11		37	3	11	8	3		25
Biggest lead	8	-	3	8		8	-	7	2	1		7
Points won on own serve	7	2	7	6		22	2	6	5	3		16
Points lost on own serve	1	5	3	0		9	4	2	4	5		15
Most consecutive points won	7	2	3	5		7	1	5	3	1		5
Greatest deficit overcome	-	-	2	1		2	-	-	-	-		-
Handedness/Grip	Right/Shakehand						Right/Shakehand					

Game/Match Statistics	Game					Match
	1	2	3	4	5	
Longest rally (strokes)	5	9	6	6		9
Average rally	3	4	4	4		4

Game Progress

1	YEUNG Chi Ka (HKG)	*0	2	*4	6	*7	9	*10	11			
	KOSACHEVA Anzhelika (RUS)	0	*0	0	*0	1	*1	2	3			
2	YEUNG Chi Ka (HKG)	0	*0	1	*1	1	*2	3	*4	4		
	KOSACHEVA Anzhelika (RUS)	*0	2	*3	5	*7	8	*9	10	11		
3	YEUNG Chi Ka (HKG)	*0	1	*1	3	*4	6	*7	8	*9	10	11
	KOSACHEVA Anzhelika (RUS)	0	*1	3	*3	4	*4	5	*6	7	*8	8
4	YEUNG Chi Ka (HKG)	0	*1	3	*4	6	*7	9	11			
	KOSACHEVA Anzhelika (RUS)	*0	1	*1	2	*2	3	*3	3			

NOTES

The "Greatest deficit overcome" only applies when the player ends up winning the game.

LEGEND

SW Women's Singles * Server



Match Results

WONG Ka Man (HKG) 3-2 SIEMIENIECKA Krystyna (POL)

Game Summary		Match	Game 1	Game 2	Game 3	Game 4	Game 5
WONG Ka Man	HKG	3	11	11	8	8	11
SIEMIENIECKA Krystyna	POL	2	5	8	11	11	4
Duration:		32min	4 min	5 min	6 min	7 min	5 min

Match No : SW11(8) Table : 8

Umpires : EIKMANS Angelo (NED) REID Lynda (GBR)

Player Statistics	WONG Ka Man (HKG)						SIEMIENIECKA Krystyna (POL)					
	Game					Match	Game					Match
	1	2	3	4	5		1	2	3	4	5	
Points won	11	11	8	8	11	49	5	8	11	11	4	39
Biggest lead	6	4	-	1	7	7	-	1	3	3	-	3
Points won on own serve	5	4	5	5	6	25	2	3	6	7	2	20
Points lost on own serve	3	5	5	4	2	19	6	7	3	3	5	24
Most consecutive points won	5	5	2	4	6	6	2	2	3	3	2	3
Greatest deficit overcome	-	1	-	-	-	1	-	-	-	1	-	1
Handedness/Grip	Right/Shakehand						Right/Shakehand					

Game/Match Statistics	Game					Match
	1	2	3	4	5	
Longest rally (strokes)	13	21	12	28	15	28
Average rally	5	6	5	8	4	6

Game Progress

1	WONG Ka Man (HKG)	*0	2	*3	3	*5	6	*7	9	11
	SIEMIENIECKA Krystyna (POL)	0	*0	1	*3	3	*4	5	*5	5
2	WONG Ka Man (HKG)	0	*1	3	*5	5	*6	7	*8	8
	SIEMIENIECKA Krystyna (POL)	*0	1	*1	1	*3	4	*5	6	*8
3	WONG Ka Man (HKG)	*0	0	*1	3	*3	4	*5	6	*7
	SIEMIENIECKA Krystyna (POL)	0	*2	3	*3	5	*6	7	*8	9
4	WONG Ka Man (HKG)	0	*1	2	*2	3	*4	6	*7	8
	SIEMIENIECKA Krystyna (POL)	*0	1	*2	4	*5	6	*6	7	*8
5	WONG Ka Man (HKG)	*0	2	*3	4	*5	7	*9	10	11
	SIEMIENIECKA Krystyna (POL)	0	*0	1	*2	3	*3	3	*4	4

NOTES
The "Greatest deficit overcome" only applies when the player ends up winning the game.

LEGEND
SW Women's Singles * Server



Match Results

KOSACHEVA Anzhelika (RUS) 3-1 SIEMIENIECKA Krystyna (POL)

Game Summary		Match	Game 1	Game 2	Game 3	Game 4	Game 5
KOSACHEVA Anzhelika	RUS	3	11	11	11	11	
SIEMIENIECKA Krystyna	POL	1	8	13	3	8	
Duration:		21min	6 min	6 min	4 min	4 min	

Match No : SW11(9) Table : 4

Umpires : KARSHTEDT Yelena (USA) TONGE Karen (GBR)

Player Statistics	KOSACHEVA Anzhelika (RUS)					Match	SIEMIENIECKA Krystyna (POL)					Match
	Game						Game					
	1	2	3	4	5		1	2	3	4	5	
Points won	11	11	11	11		44	8	13	3	8		32
Biggest lead	8	2	8	3		8	-	5	-	1		5
Points won on own serve	5	7	5	7		24	4	8	2	5		19
Points lost on own serve	4	5	1	3		13	6	4	6	4		20
Most consecutive points won	8	5	5	3		8	5	6	1	2		6
Greatest deficit overcome	-	-	-	1		1	-	2	-	-		2
Handedness/Grip	Right/Shakehand						Right/Shakehand					

Game/Match Statistics	Game					Match
	1	2	3	4	5	
Longest rally (strokes)	8	9	6	6		9
Average rally	4	4	3	3		4

Game Progress

1	KOSACHEVA Anzhelika (RUS)	0	*2	4	*6	8	*8	8	*9	9	*10	11				
	SIEMIENIECKA Krystyna (POL)	*0	0	*0	0	*0	2	*4	5	*7	8	8				
2	KOSACHEVA Anzhelika (RUS)	*0	2	*2	3	*3	3	*4	5	*7	9	*10	11	*11	11	11
	SIEMIENIECKA Krystyna (POL)	0	*0	2	*3	5	*7	8	*9	9	*9	10	*10	11	*12	13
3	KOSACHEVA Anzhelika (RUS)	0	*2	4	*5	7	*8	9	11							
	SIEMIENIECKA Krystyna (POL)	*0	0	*0	1	*1	2	*3	3							
4	KOSACHEVA Anzhelika (RUS)	*0	1	*2	4	*5	6	*7	8	*8	10	11				
	SIEMIENIECKA Krystyna (POL)	0	*1	2	*2	3	*4	5	*6	8	*8	8				

NOTES

The "Greatest deficit overcome" only applies when the player ends up winning the game.

LEGEND

SW Women's Singles * Server



Match Results

WONG Ka Man (HKG) 3-2 YEUNG Chi Ka (HKG)

Game Summary		Match	Game 1	Game 2	Game 3	Game 4	Game 5
WONG Ka Man	HKG	3	6	11	8	11	12
YEUNG Chi Ka	HKG	2	11	7	11	9	10
Duration:		31min	5 min	5 min	5 min	6 min	6 min

Match No : SW11(10) Table : 2

Umpires : FOOTE Ben (GBR) BROWN David (GBR)

Player Statistics	WONG Ka Man (HKG)						YEUNG Chi Ka (HKG)					
	Game					Match	Game					Match
	1	2	3	4	5		1	2	3	4	5	
Points won	6	11	8	11	12	48	11	7	11	9	10	48
Biggest lead	2	4	3	2	3	4	5	3	3	3	4	5
Points won on own serve	5	6	4	5	8	28	7	5	5	4	7	28
Points lost on own serve	4	2	6	5	3	20	1	5	4	6	4	20
Most consecutive points won	2	5	3	4	6	6	6	3	3	4	4	6
Greatest deficit overcome	-	3	-	3	4	4	2	-	3	-	-	3
Handedness/Grip	Right/Shakehand						Right/Shakehand					

Game/Match Statistics	Game					Match
	1	2	3	4	5	
Longest rally (strokes)	12	11	7	11	19	19
Average rally	4	6	4	6	6	5

Game Progress

1	WONG Ka Man (HKG)	*0	2	*2	2	*2	4	*4	5	*6	6			
	YEUNG Chi Ka (HKG)	0	*0	2	*4	6	*6	8	*9	10	11			
2	WONG Ka Man (HKG)	0	*0	1	*2	4	*5	6	*7	9	11			
	YEUNG Chi Ka (HKG)	*0	2	*3	4	*4	5	*6	7	*7	7			
3	WONG Ka Man (HKG)	*0	2	*3	4	*5	6	*7	7	*8	8	8		
	YEUNG Chi Ka (HKG)	0	*0	1	*2	3	*4	5	*7	8	*10	11		
4	WONG Ka Man (HKG)	0	*1	2	*3	4	*5	5	*6	7	*9	11		
	YEUNG Chi Ka (HKG)	*0	1	*2	3	*4	5	*7	8	*9	9	9		
5	WONG Ka Man (HKG)	*0	0	*0	2	*4	6	*7	8	*8	10	*10	11	12
	YEUNG Chi Ka (HKG)	0	*2	4	*4	4	*4	5	*6	8	*8	10	*10	10

NOTES

The "Greatest deficit overcome" only applies when the player ends up winning the game.

LEGEND

SW Women's Singles * Server



Player Statistics

As of SUN 2 SEP 2012

Players	NPC	Matches				Games				Match Duration	
		Played	Won	Lost	%Won	Played	Won	Lost	%Won	All	Average
BROMLEY Victoria	GBR	2	0	2	0%	6	0	6	0%	28min	14min
Right/Shakehand C11		Points Won				Points Lost					
		Total	Own Serve:	19	Most Consecutive:	3	Total	Own Serve:	30	Most Consecutive:	6
		36	Opp. Serve:	17	GDO:	0	67	Opp. Serve:	37	GLL:	3
FAUST Iliane	BRA	2	0	2	0%	6	0	6	0%	21min	11min
Right/Shakehand C11		Points Won				Points Lost					
		Total	Own Serve:	17	Most Consecutive:	3	Total	Own Serve:	27	Most Consecutive:	9
		25	Opp. Serve:	8	GDO:	0	66	Opp. Serve:	39	GLL:	2
KOSACHEVA Anzhelika	RUS	4	2	2	50%	15	8	7	53%	1h33min	23min
Right/Shakehand C11		Points Won				Points Lost					
		Total	Own Serve:	77	Most Consecutive:	8	Total	Own Serve:	53	Most Consecutive:	7
		135	Opp. Serve:	58	GDO:	4	127	Opp. Serve:	74	GLL:	2
SIEMIENIECKA Krystyna	POL	4	1	3	25%	15	6	9	40%	1h18min	20min
Right/Shakehand C11		Points Won				Points Lost					
		Total	Own Serve:	64	Most Consecutive:	9	Total	Own Serve:	66	Most Consecutive:	8
		122	Opp. Serve:	58	GDO:	2	137	Opp. Serve:	71	GLL:	1
WONG Ka Man	HKG	4	4	0	100%	17	12	5	71%	1h59min	30min
Right/Shakehand C11		Points Won				Points Lost					
		Total	Own Serve:	94	Most Consecutive:	6	Total	Own Serve:	64	Most Consecutive:	6
		172	Opp. Serve:	78	GDO:	4	139	Opp. Serve:	75	GLL:	4
YEUNG Chi Ka	HKG	4	3	1	75%	15	11	4	73%	1h15min	19min
Right/Shakehand C11		Points Won				Points Lost					
		Total	Own Serve:	84	Most Consecutive:	8	Total	Own Serve:	46	Most Consecutive:	6
		151	Opp. Serve:	67	GDO:	3	105	Opp. Serve:	59	GLL:	4

NOTES

The "Greatest deficit overcome" only applies when the player ends up winning the game and "Greatest lead lost" only when losing.

LEGEND

GDO Greatest deficit overcome **GLL** Greatest lead lost **Opp.** Opponent's



Tournament Statistics

As of SUN 2 SEP 2012

Statistics	Preliminaries	Semifinals	Finals	Total
Matches Total	6	2	2	10
Game Margin: 3:0	5 83%			5 50%
3:1	1 17%	1 50%	1 50%	3 30%
3:2		1 50%	1 50%	2 20%
Invalid Results Mark				
Duration: Total	1h45min	50min	52min	3h27min
Longest	41min	32min	31min	41min
Shortest	10min	18min	21min	10min
Average	18min	25min	26min	21min
Games Total	19	9	9	37
Point Margin 11				
10	2 11%			2 5%
9	1 5%			1 3%
8		2 22%	1 11%	3 8%
7	1 5%	2 22%		3 8%
6	5 26%	1 11%		6 16%
5	3 16%		1 11%	4 11%
4	3 16%		1 11%	4 11%
3	2 11%	4 44%	3 33%	9 24%
2	2 11%		3 33%	5 14%
Invalid Results Mark				
Duration: Total	1h7min	40min	47min	2h34min
Longest	7min	7min	6min	7min
Shortest	2min	3min	4min	2min
Average	4min	4min	5min	4min
Points Total	319	150	172	641
per game	16.79	16.67	19.11	17.32
Most consecutive won	9	7	8	9
Greatest deficit overcome	4	2	4	4
Longest rally	19	28	19	28
Average rally	3	5	4	4

NOTES
The "Greatest deficit overcome" only applies when the player ends up winning the game.



Table Tennis

Men's Team - Classes 1-2



Entry List by Event

As of FRI 24 AUG 2012

NPC	Name	Date of Birth
AUT - Austria	RUEP Hans	18 JUN 1960
	VEVERA Andreas	24 SEP 1971
BRA - Brazil	ESPINDOLA Iranildo	24 JAN 1969
	SOUZA Ronaldo	27 DEC 1976
FRA - France	BOURY Vincent	21 JUN 1969
	LAMIRAULT Fabien	17 MAR 1980
	MOLLIENS Stephane	23 SEP 1974
IRL - Ireland	QUINLAN Philip	9 OCT 1973
	ROONEY Ronan	27 MAR 1960
ITA - Italy	BORGATO Andrea	14 DEC 1972
	VELLA Giuseppe	20 NOV 1969
KOR - Republic of Korea	KIM Kong Yong	28 AUG 1968
	KIM Kyung Mook	19 FEB 1965
	KIM Min Gyu	14 OCT 1977
	LEE Chang Ho	1 MAY 1969
SVK - Slovakia	LUDROVSKY Martin	1 SEP 1973
	REVUCKY Rastislav	17 MAY 1978
	RIAPOS Jan	28 SEP 1968

NOTES

All changes are available in INFO



Draw

Quarterfinals

Semifinals

Finals

Final Ranking

Republic of Korea (KOR)
BYE

Ireland (IRL)
France (FRA)

Austria (AUT)
Italy (ITA)

Brazil (BRA)
Slovakia (SVK)

KOR
FRA
3-0 (3:0 3:0 3:0)

AUT
3-1 (3:0 3:2 2:3 3:0)
SVK
3-0 (3:1 3:0 3:2)

FRA
3-2 (2:3 3:2 3:2 1:3 3:2)
SVK
3-0 (3:2 3:2 3:1)
SVK
3-0 (3:1 3:2 3:0)

KOR
AUT
KOR
3-0 (3:0 3:1 3:1)

Rk	Team
1	SVK
2	FRA
3	KOR
4	AUT
5	BRA
5	ITA
5	IRL

GOLD

SILVER

BRONZE



Detailed Team Match Results

Ireland (IRL) 0 - 3 France (FRA)

Team Match No : TM1-2(1) Table : 1 Umpires : LEE Soon-Ju (KOR) EIKMANS Angelo (NED)

Match 1			Match	Game 1	Game 2	Game 3	Game 4	Game 5
A	ROONEY Ronan	IRL	0	4	6	4		
X	BOURY Vincent	FRA	3	11	11	11		
Duration of Match 1			22min	6min	6min	6min		

Match 2			Match	Game 1	Game 2	Game 3	Game 4	Game 5
B	QUINLAN Philip	IRL	0	5	7	7		
Y	MOLLIENS Stephane	FRA	3	11	11	11		
Duration of Match 2			21min	5min	5min	6min		

Match 3			Match	Game 1	Game 2	Game 3	Game 4	Game 5
A	ROONEY Ronan	IRL	0	7	4	2		
Y	MOLLIENS Stephane	FRA	3	11	11	11		
Duration of Match 3			25min	7min	7min	5min		

Duration of Team Match	1h22min
------------------------	---------

Player Statistics	Ireland (IRL)					Team Match	France (FRA)					Team Match
	Match						Match					
	1	2	3	4	5		1	2	3	4	5	
Points won	14	19	13			46	33	33	33			99
Biggest lead	1	1	-			1	7	6	9			9
Points won on own serve	6	10	6			22	16	17	17			50
Points lost on own serve	17	16	16			49	8	9	7			24
Most consecutive points won	2	2	2			2	5	6	6			6
Greatest deficit overcome	-	-	-			-	1	1	-			1

Match/Team Match Statistics	Match					Team Match
	1	2	3	4	5	
Longest rally (strokes)	10	7	11			11
Average rally	3	3	4			3

NOTES
The "Greatest deficit overcome" only applies when the player/pair ends up winning the game.

LEGEND
TM Men's Team



Detailed Team Match Results

Ireland (IRL) **0 - 3** France (FRA)

Match 1: ROONEY Ronan (IRL) **0-3** BOURY Vincent (FRA)

Match Summary		Match	Game 1	Game 2	Game 3	Game 4	Game 5
ROONEY Ronan	IRL	0	4	6	4		
BOURY Vincent	FRA	3	11	11	11		
Duration		22min	6min	6min	6min		

Team Match No : TM1-2(1) Table : 1 Umpires : LEE Soon-Ju (KOR) EIKMANS Angelo (NED)

Player Statistics	ROONEY Ronan (IRL)						BOURY Vincent (FRA)					
	Game					Match	Game					Match
	1	2	3	4	5		1	2	3	4	5	
Points won	4	6	4			14	11	11	11			33
Biggest lead	-	1	-			1	7	5	7			7
Points won on own serve	2	1	3			6	6	3	7			16
Points lost on own serve	5	8	4			17	2	5	1			8
Most consecutive points won	1	2	2			2	5	4	5			5
Greatest deficit overcome	-	-	-			-	-	1	-			1
Handedness/Grip	Right/Shakehand						Right/Shakehand					

Game/Match Statistics	Game					Match
	1	2	3	4	5	
Longest rally (strokes)	10	10	6			10
Average rally	3	3	3			3

Game Progress

1	ROONEY Ronan (IRL)	0	*1	1	*1	2	*3	4	*4	4	
	BOURY Vincent (FRA)	*0	1	*3	5	*6	7	*8	10	11	
2	ROONEY Ronan (IRL)	*0	0	*2	3	*4	4	*5	5	*6	6
	BOURY Vincent (FRA)	0	*2	2	*3	4	*6	7	*9	10	11
3	ROONEY Ronan (IRL)	0	*0	0	*1	2	*2	4	*4	4	
	BOURY Vincent (FRA)	*0	2	*4	5	*6	8	*8	10	11	

NOTES
 "*" denotes server. The "Greatest deficit overcome" only applies when the player ends up winning the game.

LEGEND
 TM Men's Team



Detailed Team Match Results

Ireland (IRL) **0 - 3** France (FRA)

Match 2: QUINLAN Philip (IRL) **0-3** MOLLIENS Stephane (FRA)

Match Summary		Match	Game 1	Game 2	Game 3	Game 4	Game 5
QUINLAN Philip	IRL	0	5	7	7		
MOLLIENS Stephane	FRA	3	11	11	11		
Duration		21min	5min	5min	6min		

Team Match No : TM1-2(1) Table : 1 Umpires : LEE Soon-Ju (KOR) EIKMANS Angelo (NED)

Player Statistics	QUINLAN Philip (IRL)						MOLLIENS Stephane (FRA)					
	Game					Match	Game					Match
	1	2	3	4	5		1	2	3	4	5	
Points won	5	7	7			19	11	11	11			33
Biggest lead	1	-	1			1	6	5	4			6
Points won on own serve	3	3	4			10	6	6	5			17
Points lost on own serve	5	5	6			16	2	4	3			9
Most consecutive points won	2	2	2			2	6	3	3			6
Greatest deficit overcome	-	-	-			-	1	-	1			1
Handedness/Grip	Left/Shakehand						Left/Shakehand					

Game/Match Statistics	Game					Match
	1	2	3	4	5	
Longest rally (strokes)	7	5	7			7
Average rally	3	3	3			3

Game Progress

1	QUINLAN Philip (IRL)	*0	1	*2	3	*4	5	*5	5	5	
	MOLLIENS Stephane (FRA)	0	*1	2	*3	4	*5	7	*9	11	
2	QUINLAN Philip (IRL)	0	*0	1	*2	2	*3	4	*5	6	7
	MOLLIENS Stephane (FRA)	*0	2	*3	4	*6	7	*8	9	*10	11
3	QUINLAN Philip (IRL)	*0	1	*2	3	*3	4	*5	6	*7	7
	MOLLIENS Stephane (FRA)	0	*1	2	*3	5	*6	7	*8	9	11

NOTES

"*" denotes server. The "Greatest deficit overcome" only applies when the player ends up winning the game.

LEGEND

TM Men's Team



Detailed Team Match Results

Ireland (IRL) **0 - 3** France (FRA)

Match 3: ROONEY Ronan (IRL) **0-3** MOLLIENS Stephane (FRA)

Match Summary		Match	Game 1	Game 2	Game 3	Game 4	Game 5
ROONEY Ronan	IRL	0	7	4	2		
MOLLIENS Stephane	FRA	3	11	11	11		
Duration		25min	7min	7min	5min		

Team Match No : TM1-2(1) Table : 1 Umpires : LEE Soon-Ju (KOR) EIKMANS Angelo (NED)

Player Statistics	ROONEY Ronan (IRL)						MOLLIENS Stephane (FRA)					
	Game					Match	Game					Match
	1	2	3	4	5		1	2	3	4	5	
Points won	7	4	2			13	11	11	11			33
Biggest lead	-	-	-			-	4	7	9			9
Points won on own serve	2	3	1			6	5	6	6			17
Points lost on own serve	6	5	5			16	5	1	1			7
Most consecutive points won	2	2	1			2	3	6	6			6
Greatest deficit overcome	-	-	-			-	-	-	-			-
Handedness/Grip	Right/Shakehand						Left/Shakehand					

Game/Match Statistics	Game					Match
	1	2	3	4	5	
Longest rally (strokes)	8	7	11			11
Average rally	4	4	4			4

Game Progress

1	ROONEY Ronan (IRL)	0	*1	1	*2	3	*4	5	*6	6	7
	MOLLIENS Stephane (FRA)	*0	1	*3	4	*5	6	*7	8	*10	11
2	ROONEY Ronan (IRL)	*0	1	*1	1	*1	2	*3	4	4	
	MOLLIENS Stephane (FRA)	0	*1	3	*5	7	*8	9	*10	11	
3	ROONEY Ronan (IRL)	0	*0	0	*0	1	*2	2	2		
	MOLLIENS Stephane (FRA)	*0	2	*4	6	*7	8	*10	11		

NOTES

"*" denotes server. The "Greatest deficit overcome" only applies when the player ends up winning the game.

LEGEND

TM Men's Team



Detailed Team Match Results

Austria (AUT) 3 - 1 Italy (ITA)

Team Match No : TM1-2(2) Table : 3 Umpires : PAYNE Michael (GBR) REID Lynda (GBR)

Match 1		Match	Game 1	Game 2	Game 3	Game 4	Game 5
A	VEVERA Andreas	AUT	3	11	11	11	
X	BORGATO Andrea	ITA	0	9	7	5	
Duration of Match 1			19min	5min	5min	4min	

Match 2		Match	Game 1	Game 2	Game 3	Game 4	Game 5
B	RUEP Hans	AUT	3	13	8	11	11
Y	VELLA Giuseppe	ITA	2	11	11	4	1
Duration of Match 2			38min	7min	5min	5min	4min

Match 3		Match	Game 1	Game 2	Game 3	Game 4	Game 5
A	VEVERA Andreas	AUT	2	12	10	4	10
Y	VELLA Giuseppe	ITA	3	10	12	11	12
Duration of Match 3			36min	6min	6min	4min	7min

Match 4		Match	Game 1	Game 2	Game 3	Game 4	Game 5
B	RUEP Hans	AUT	3	11	11	11	
X	BORGATO Andrea	ITA	0	6	5	2	
Duration of Match 4			17min	5min	5min	4min	

Duration of Team Match	2h10min
------------------------	---------

Player Statistics	Austria (AUT)					Team Match	Italy (ITA)					Team Match
	Match						Match					
	1	2	3	4	5		1	2	3	4	5	
Points won	33	53	47	33		166	21	39	54	13		127
Biggest lead	7	10	6	9		10	2	5	7	2		7
Points won on own serve	19	29	28	15		91	14	21	32	6		73
Points lost on own serve	7	18	22	7		54	14	24	19	18		75
Most consecutive points won	5	6	7	5		7	3	4	4	3		4
Greatest deficit overcome	2	5	3	2		5	-	2	6	-		6

Match/Team Match Statistics	Match					Team Match
	1	2	3	4	5	
Longest rally (strokes)	5	9	11	8		11
Average rally	3	3	4	3		3

NOTES
The "Greatest deficit overcome" only applies when the player/pair ends up winning the game.

LEGEND
TM Men's Team



Detailed Team Match Results

Austria (AUT) 3 - 1 Italy (ITA)

Match 1: **VEVERA Andreas (AUT)** 3-0 **BORGATO Andrea (ITA)**

Match Summary		Match	Game 1	Game 2	Game 3	Game 4	Game 5
VEVERA Andreas	AUT	3	11	11	11		
BORGATO Andrea	ITA	0	9	7	5		
	Duration	19min	5min	5min	4min		

Team Match No : TM1-2(2) Table : 3 Umpires : PAYNE Michael (GBR) REID Lynda (GBR)

Player Statistics	VEVERA Andreas (AUT)						BORGATO Andrea (ITA)					
	Game					Match	Game					Match
	1	2	3	4	5		1	2	3	4	5	
Points won	11	11	11			33	9	7	5			21
Biggest lead	4	5	7			7	-	2	-			2
Points won on own serve	6	7	6			19	7	4	3			14
Points lost on own serve	2	3	2			7	5	4	5			14
Most consecutive points won	3	5	5			5	3	3	2			3
Greatest deficit overcome	-	2	-			2	-	-	-			-
Handedness/Grip	Right/Shakehand						Right/Shakehand					

Game/Match Statistics	Game					Match
	1	2	3	4	5	
Longest rally (strokes)	5	4	4			5
Average rally	3	3	2			3

Game Progress

1	VEVERA Andreas (AUT)	0	2	2	*4	5	*6	8	*8	9	*9	11
	BORGATO Andrea (ITA)	*0	*0	*2	2	*3	4	*4	6	*7	9	9
2	VEVERA Andreas (AUT)	*0	0	*2	4	*4	6	*8	9	*9	11	
	BORGATO Andrea (ITA)	0	*2	2	*2	4	*4	4	*5	7	7	
3	VEVERA Andreas (AUT)	0	*1	3	*4	6	*8	9	*10	11		
	BORGATO Andrea (ITA)	*0	1	*1	2	*2	2	*3	4	5		

NOTES
 "*" denotes server. The "Greatest deficit overcome" only applies when the player ends up winning the game.

LEGEND
 TM Men's Team



Detailed Team Match Results

Austria (AUT) 3 - 1 Italy (ITA)

Match 2: RUEP Hans (AUT) 3-2 VELLA Giuseppe (ITA)

Match Summary		Match	Game 1	Game 2	Game 3	Game 4	Game 5
RUEP Hans	AUT	3	13	8	11	10	11
VELLA Giuseppe	ITA	2	11	11	4	12	1
	Duration	38min	7min	5min	5min	7min	4min

Team Match No : TM1-2(2) Table : 3 Umpires : PAYNE Michael (GBR) REID Lynda (GBR)

Player Statistics	RUEP Hans (AUT)						VELLA Giuseppe (ITA)					
	Game					Match	Game					Match
	1	2	3	4	5		1	2	3	4	5	
Points won	13	8	11	10	11	53	11	11	4	12	1	39
Biggest lead	2	-	7	2	10	10	5	3	-	2	-	5
Points won on own serve	6	4	7	6	6	29	5	5	4	6	1	21
Points lost on own serve	6	6	0	6	0	18	7	4	4	4	5	24
Most consecutive points won	6	2	4	4	6	6	4	3	2	4	1	4
Greatest deficit overcome	5	-	-	-	-	5	-	-	-	2	-	2
Handedness/Grip	Right/Shakehand						Right/Shakehand					

Game/Match Statistics	Game					Match
	1	2	3	4	5	
Longest rally (strokes)	7	5	5	9	5	9
Average rally	4	3	3	4	3	3

Game Progress

1	RUEP Hans (AUT)	0	*1	1	*2	3	*3	4	*5	7	*9	10	*11	11	*12	13
	VELLA Giuseppe (ITA)	*0	1	*3	4	*5	7	*8	9	*9	9	*10	10	*11	11	11
2	RUEP Hans (AUT)	*0	1	*2	2	*3	5	*5	6	*8	8	8	8	8	8	8
	VELLA Giuseppe (ITA)	0	*1	2	*4	5	*5	7	*8	8	*10	11	11	11	11	11
3	RUEP Hans (AUT)	0	*2	4	*4	6	*7	9	*10	11	11	11	11	11	11	11
	VELLA Giuseppe (ITA)	*0	0	*0	2	*2	3	*3	4	4	4	4	4	4	4	4
4	RUEP Hans (AUT)	*0	2	*3	3	*4	*5	*5	7	*9	10	*10	10	10	10	10
	VELLA Giuseppe (ITA)	0	*0	1	*3	4	5	7	*7	7	*8	10	*11	12	12	12
5	RUEP Hans (AUT)	0	*2	4	*5	7	*9	11	11	11	11	11	11	11	11	11
	VELLA Giuseppe (ITA)	*0	0	*0	1	*1	1	1	1	1	1	1	1	1	1	1

NOTES

"*" denotes server. The "Greatest deficit overcome" only applies when the player ends up winning the game.

LEGEND

TM Men's Team



Detailed Team Match Results

Austria (AUT) 3 - 1 Italy (ITA)

Match 3: VEVERA Andreas (AUT) 2-3 VELLA Giuseppe (ITA)

Match Summary		Match	Game 1	Game 2	Game 3	Game 4	Game 5
VEVERA Andreas	AUT	2	12	10	4	11	10
VELLA Giuseppe	ITA	3	10	12	11	9	12
	Duration	36min	6min	6min	4min	6min	7min

Team Match No : TM1-2(2) Table : 3 Umpires : PAYNE Michael (GBR) REID Lynda (GBR)

Player Statistics	VEVERA Andreas (AUT)						VELLA Giuseppe (ITA)					
	Game					Match	Game					Match
	1	2	3	4	5		1	2	3	4	5	
Points won	12	10	4	11	10	47	10	12	11	9	12	54
Biggest lead	3	6	-	2	4	6	2	2	7	3	2	7
Points won on own serve	8	7	3	6	4	28	7	8	6	5	6	32
Points lost on own serve	3	4	5	4	6	22	4	3	1	5	6	19
Most consecutive points won	3	7	2	3	4	7	4	3	4	3	4	4
Greatest deficit overcome	2	-	-	3	-	3	-	6	-	-	4	6
Handedness/Grip	Right/Shakehand						Right/Shakehand					

Game/Match Statistics	Game					Match
	1	2	3	4	5	
Longest rally (strokes)	8	10	5	11	7	11
Average rally	4	4	3	4	3	4

Game Progress

1	VEVERA Andreas (AUT)	*0	2	*3	4	*5	6	*6	7	*7	9	*10	11	12
	VELLA Giuseppe (ITA)	0	*0	1	*2	3	*4	6	*7	9	*9	10	*10	10
2	VEVERA Andreas (AUT)	0	*1	3	*5	7	*7	8	*8	9	*9	10	*10	10
	VELLA Giuseppe (ITA)	*0	1	*1	1	*1	3	*4	6	*7	9	*10	11	12
3	VEVERA Andreas (AUT)	*0	0	*1	2	*2	3	*3	4	4				
	VELLA Giuseppe (ITA)	0	*2	3	*4	6	*7	9	*10	11				
4	VEVERA Andreas (AUT)	0	*0	1	*3	4	*5	6	*7	8	*9	11		
	VELLA Giuseppe (ITA)	*0	2	*3	3	*4	5	*6	7	*8	9	9		
5	VEVERA Andreas (AUT)	*0	2	4	4	*6	6	*6	7	*8	9	*10	10	10
	VELLA Giuseppe (ITA)	0	*0	*0	*2	2	*4	6	*7	8	*9	10	*11	12

NOTES

"*" denotes server. The "Greatest deficit overcome" only applies when the player ends up winning the game.

LEGEND

TM Men's Team



Detailed Team Match Results

Austria (AUT) 3 - 1 Italy (ITA)

Match 4: RUEP Hans (AUT) 3-0 BORGATO Andrea (ITA)

Match Summary		Match	Game 1	Game 2	Game 3	Game 4	Game 5
RUEP Hans	AUT	3	11	11	11		
BORGATO Andrea	ITA	0	6	5	2		
	Duration	17min	5min	5min	4min		

Team Match No : TM1-2(2) Table : 3 Umpires : PAYNE Michael (GBR) REID Lynda (GBR)

Player Statistics	RUEP Hans (AUT)						BORGATO Andrea (ITA)					
	Game					Match	Game					Match
	1	2	3	4	5		1	2	3	4	5	
Points won	11	11	11			33	6	5	2			13
Biggest lead	5	6	9			9	-	2	-			2
Points won on own serve	4	6	5			15	2	3	1			6
Points lost on own serve	4	2	1			7	7	5	6			18
Most consecutive points won	3	5	5			5	3	2	1			3
Greatest deficit overcome	-	2	-			2	-	-	-			-
Handedness/Grip	Right/Shakehand						Right/Shakehand					

Game/Match Statistics	Game					Match
	1	2	3	4	5	
Longest rally (strokes)	7	8	4			8
Average rally	3	4	2			3

Game Progress

1	RUEP Hans (AUT)	0	*2	3	*5	5	*6	7	*8	10	11
	BORGATO Andrea (ITA)	*0	0	*1	1	*3	4	*5	6	*6	6
2	RUEP Hans (AUT)	*0	1	*1	3	*5	6	*8	10	11	
	BORGATO Andrea (ITA)	0	*1	3	*3	3	*4	4	*4	5	
3	RUEP Hans (AUT)	0	*2	4	*5	7	*9	10	11		
	BORGATO Andrea (ITA)	*0	0	*0	1	*1	1	*2	2		

NOTES

"*" denotes server. The "Greatest deficit overcome" only applies when the player ends up winning the game.

LEGEND

TM Men's Team



Detailed Team Match Results

Brazil (BRA) 0 - 3 Slovakia (SVK)

Team Match No : TM1-2(3) Table : 5 Umpires : CLARKE Stan (GBR) SHERRATT Derek (GBR)

Match 1			Match	Game 1	Game 2	Game 3	Game 4	Game 5
A	ESPINDOLA Iranildo	BRA	1	13	9	11	7	
X	REVUCKY Rastislav	SVK	3	15	11	7	11	
Duration of Match 1			38min	8min	7min	6min	6min	

Match 2			Match	Game 1	Game 2	Game 3	Game 4	Game 5
B	SOUZA Ronaldo	BRA	0	7	5	6		
Y	RIAPOS Jan	SVK	3	11	11	11		
Duration of Match 2			20min	5min	6min	5min		

Match 3			Match	Game 1	Game 2	Game 3	Game 4	Game 5
A	ESPINDOLA Iranildo	BRA	2	11	7	2	11	7
Y	RIAPOS Jan	SVK	3	5	11	11	7	11
Duration of Match 3			29min	4min	4min	3min	4min	5min

Duration of Team Match	1h35min
------------------------	---------

Player Statistics	Brazil (BRA)					Team Match	Slovakia (SVK)					Team Match
	Match						Match					
	1	2	3	4	5		1	2	3	4	5	
Points won	40	18	38			96	44	33	45			122
Biggest lead	4	-	6			6	4	8	9			9
Points won on own serve	21	11	24			56	23	20	27			70
Points lost on own serve	21	13	18			52	19	7	14			40
Most consecutive points won	4	5	7			7	4	8	7			8
Greatest deficit overcome	3	-	5			5	2	-	4			4

Match/Team Match Statistics	Match					Team Match
	1	2	3	4	5	
Longest rally (strokes)	12	21	9			21
Average rally	4	4	3			4

NOTES
The "Greatest deficit overcome" only applies when the player/pair ends up winning the game.

LEGEND
TM Men's Team



Detailed Team Match Results

Brazil (BRA) **0 - 3** Slovakia (SVK)

Match 1: ESPINDOLA Iranildo (BRA) **1-3** REVUCKY Rastislav (SVK)

Match Summary		Match	Game 1	Game 2	Game 3	Game 4	Game 5
ESPINDOLA Iranildo	BRA	1	13	9	11	7	
REVUCKY Rastislav	SVK	3	15	11	7	11	
Duration		38min	8min	7min	6min	6min	

Team Match No : TM1-2(3) Table : 5 Umpires : CLARKE Stan (GBR) SHERRATT Derek (GBR)

Player Statistics	ESPINDOLA Iranildo (BRA)						REVUCKY Rastislav (SVK)					
	Game					Match	Game					Match
	1	2	3	4	5		1	2	3	4	5	
Points won	13	9	11	7		40	15	11	7	11		44
Biggest lead	2	1	4	-		4	4	2	3	4		4
Points won on own serve	6	6	6	3		21	7	7	5	4		23
Points lost on own serve	8	4	2	7		21	7	3	5	4		19
Most consecutive points won	4	3	4	3		4	4	3	2	4		4
Greatest deficit overcome	-	-	3	-		3	2	1	-	-		2
Handedness/Grip	Right/Shakehand						Right/Shakehand					

Game/Match Statistics	Game					Match
	1	2	3	4	5	
Longest rally (strokes)	9	11	9	12		12
Average rally	4	5	4	4		4

Game Progress

1	ESPINDOLA Iranildo (BRA)	0	*0	0	*2	3	*4	5	*6	8	*10	10	*10	11	*11	12	*13	13	*13
	REVUCKY Rastislav (SVK)	*0	2	*4	4	*5	6	*7	8	*8	8	*10	11	*11	12	*12	12	*13	14
		13																	
		15																	
2	ESPINDOLA Iranildo (BRA)	*0	1	*1	3	*4	4	*5	6	*7	9	9							
	REVUCKY Rastislav (SVK)	0	*1	3	*3	4	*6	7	*8	9	*9	11							
3	ESPINDOLA Iranildo (BRA)	0	*0	1	*2	4	*5	6	*7	9	11								
	REVUCKY Rastislav (SVK)	*0	2	*3	4	*4	5	*6	7	*7	7								
4	ESPINDOLA Iranildo (BRA)	*0	0	*1	2	*3	5	*5	5	*7	7								
	REVUCKY Rastislav (SVK)	0	*2	3	*4	5	*5	7	*9	9	11								

NOTES
 "*" denotes server. The "Greatest deficit overcome" only applies when the player ends up winning the game.

LEGEND
 TM Men's Team



Detailed Team Match Results

Brazil (BRA) **0 - 3** Slovakia (SVK)

Match 2: SOUZA Ronaldo (BRA) **0-3** RIAPOS Jan (SVK)

Match Summary		Match	Game 1	Game 2	Game 3	Game 4	Game 5
SOUZA Ronaldo	BRA	0	7	5	6		
RIAPOS Jan	SVK	3	11	11	11		
Duration		20min	5min	6min	5min		

Team Match No : TM1-2(3) Table : 5 Umpires : CLARKE Stan (GBR) SHERRATT Derek (GBR)

Player Statistics	SOUZA Ronaldo (BRA)						RIAPOS Jan (SVK)					
	Game					Match	Game					Match
	1	2	3	4	5		1	2	3	4	5	
Points won	7	5	6			18	11	11	11			33
Biggest lead	-	-	-			-	4	6	8			8
Points won on own serve	5	3	3			11	8	6	6			20
Points lost on own serve	3	5	5			13	2	2	3			7
Most consecutive points won	2	4	5			5	3	5	8			8
Greatest deficit overcome	-	-	-			-	-	-	-			-
Handedness/Grip	Right/Shakehand						Right/Shakehand					

Game/Match Statistics	Game					Match
	1	2	3	4	5	
Longest rally (strokes)	21	9	12			21
Average rally	6	4	4			4

Game Progress

1	SOUZA Ronaldo (BRA)	0	*0	1	*2	3	*4	5	*5	7	7
	RIAPOS Jan (SVK)	*0	2	*3	4	*5	6	*7	9	*9	11
2	SOUZA Ronaldo (BRA)	*0	0	*0	1	*3	4	*4	5	5	
	RIAPOS Jan (SVK)	0	*2	4	*5	5	*6	8	*9	11	
3	SOUZA Ronaldo (BRA)	0	*0	0	*0	0	*2	4	*5	6	6
	RIAPOS Jan (SVK)	*0	2	*4	6	*8	8	*8	9	*10	11

NOTES

"*" denotes server. The "Greatest deficit overcome" only applies when the player ends up winning the game.

LEGEND

TM Men's Team



Detailed Team Match Results

Brazil (BRA) **0 - 3** Slovakia (SVK)

Match 3: ESPINDOLA Iranildo (BRA) **2-3** RIAPOS Jan (SVK)

Match Summary		Match	Game 1	Game 2	Game 3	Game 4	Game 5
ESPINDOLA Iranildo	BRA	2	11	7	2	11	7
RIAPOS Jan	SVK	3	5	11	11	7	11
Duration		29min	4min	4min	3min	4min	5min

Team Match No : TM1-2(3) Table : 5 Umpires : CLARKE Stan (GBR) SHERRATT Derek (GBR)

Player Statistics	ESPINDOLA Iranildo (BRA)						RIAPOS Jan (SVK)					
	Game					Match	Game					Match
	1	2	3	4	5		1	2	3	4	5	
Points won	11	7	2	11	7	38	5	11	11	7	11	45
Biggest lead	6	1	-	4	4	6	-	4	9	5	4	9
Points won on own serve	6	4	2	7	5	24	3	5	7	4	8	27
Points lost on own serve	2	6	4	3	3	18	5	3	0	4	2	14
Most consecutive points won	5	3	1	7	3	7	3	4	7	4	6	7
Greatest deficit overcome	-	-	-	5	-	5	-	1	-	-	4	4
Handedness/Grip	Right/Shakehand						Right/Shakehand					

Game/Match Statistics	Game					Match
	1	2	3	4	5	
Longest rally (strokes)	6	6	9	5	8	9
Average rally	3	3	3	3	4	3

Game Progress

1	ESPINDOLA Iranildo (BRA)	0	*2	3	*3	5	*7	8	*9	11	
	RIAPOS Jan (SVK)	*0	0	*1	3	*3	3	*4	5	5	
2	ESPINDOLA Iranildo (BRA)	*0	1	*1	3	*4	4	*5	5	*6	7
	RIAPOS Jan (SVK)	0	*1	3	*3	4	*6	7	*9	10	11
3	ESPINDOLA Iranildo (BRA)	0	*0	1	*1	1	*1	2	2		
	RIAPOS Jan (SVK)	*0	2	*3	5	*7	9	*10	11		
4	ESPINDOLA Iranildo (BRA)	*0	0	*0	1	*2	4	*5	7	*9	11
	RIAPOS Jan (SVK)	0	*2	4	*5	6	*6	7	*7	7	7
5	ESPINDOLA Iranildo (BRA)	0	*1	3	*4	6	*6	7	*7	7	7
	RIAPOS Jan (SVK)	*0	1	*1	2	*2	4	*5	7	*9	11

NOTES

"*" denotes server. The "Greatest deficit overcome" only applies when the player ends up winning the game.

LEGEND

TM Men's Team



Detailed Team Match Results

Republic of Korea (KOR) **2 - 3** France (FRA)

Team Match No : TM1-2(5) Table : 1 Umpires : TICACALA Victor Hugo (ARG) WILLIAMSON Robert (GBR)

Match 1			Match	Game 1	Game 2	Game 3	Game 4	Game 5
A	KIM Min Gyu	KOR	3	18	8	11	8	11
X	LAMIRAULT Fabien	FRA	2	16	11	7	11	8
Duration of Match 1			46min	11min	5min	6min	8min	7min

Match 2			Match	Game 1	Game 2	Game 3	Game 4	Game 5
B	KIM Kyung Mook	KOR	2	11	11	13	7	3
Y	MOLLIENS Stephane	FRA	3	13	8	11	11	11
Duration of Match 2			40min	8min	6min	8min	6min	7min

Match 3			Match	Game 1	Game 2	Game 3	Game 4	Game 5
A	KIM Min Gyu	KOR	2	5	11	8	11	6
Y	MOLLIENS Stephane	FRA	3	11	6	11	5	11
Duration of Match 3			37min	5min	5min	7min	6min	6min

Match 4			Match	Game 1	Game 2	Game 3	Game 4	Game 5
B	KIM Kyung Mook	KOR	3	11	11	14	11	
X	LAMIRAULT Fabien	FRA	1	4	6	16	7	
Duration of Match 4			32min	4min	5min	11min	6min	

Match 5			Match	Game 1	Game 2	Game 3	Game 4	Game 5
	KIM KY / KIM KM	KOR	2	11	11	7	8	8
	BOURY V / MOLLIENS S	FRA	3	8	8	11	11	11
Duration of Match 5			54min	7min	9min	8min	11min	11min

Duration of Team Match	3h58min
------------------------	---------

Player Statistics	Republic of Korea (KOR)						France (FRA)					
	Match					Team Match	Match					Team Match
	1	2	3	4	5		1	2	3	4	5	
Points won	56	45	41	47	45	234	53	54	44	33	49	233
Biggest lead	6	3	6	7	5	7	6	8	6	4	6	8
Points won on own serve	34	30	22	27	21	134	32	34	23	19	22	130
Points lost on own serve	21	20	21	14	27	103	22	15	19	20	24	100
Most consecutive points won	5	3	6	5	5	6	7	8	5	4	4	8
Greatest deficit overcome	3	1	1	4	2	4	3	1	3	4	3	4

Match/Team Match Statistics	Match					Team Match
	1	2	3	4	5	
Longest rally (strokes)	14	15	17	16	46	46
Average rally	5	4	4	4	10	6

NOTES
The "Greatest deficit overcome" only applies when the player/pair ends up winning the game.

LEGEND
TM Men's Team



Detailed Team Match Results

Republic of Korea (KOR) **2 - 3** France (FRA)

Match 1: **KIM Min Gyu (KOR)** **3-2** **LAMIRAULT Fabien (FRA)**

Match Summary		Match	Game 1	Game 2	Game 3	Game 4	Game 5
KIM Min Gyu	KOR	3	18	8	11	8	11
LAMIRAULT Fabien	FRA	2	16	11	7	11	8
Duration		46min	11min	5min	6min	8min	7min

Team Match No : TM1-2(5) Table : 1 Umpires : TICACALA Victor Hugo (ARG) WILLIAMSON Robert (GBR)

Player Statistics	KIM Min Gyu (KOR)						LAMIRAULT Fabien (FRA)					
	Game					Match	Game					Match
	1	2	3	4	5		1	2	3	4	5	
Points won	18	8	11	8	11	56	16	11	7	11	8	53
Biggest lead	2	-	4	3	6	6	3	3	-	6	-	6
Points won on own serve	12	6	5	4	7	34	11	8	2	6	5	32
Points lost on own serve	5	3	5	5	3	21	6	2	6	4	4	22
Most consecutive points won	3	2	3	4	5	5	5	3	2	7	4	7
Greatest deficit overcome	3	-	-	-	-	3	-	-	-	3	-	3
Handedness/Grip	Right/Shakehand						Right/Shakehand					

Game/Match Statistics	Game					Match
	1	2	3	4	5	
Longest rally (strokes)	10	13	11	14	9	14
Average rally	4	5	5	5	6	5

Game Progress

1	KIM Min Gyu (KOR)	*0	1	*3	3	*3	4	*5	7	*7	9	*10	11	*11	12	*12	13	*13	13
	LAMIRAULT Fabien (FRA)	0	*1	1	*3	5	*6	7	*7	9	*9	10	*10	11	*11	12	*12	13	*14
		*14	15	*15	16	*16	17	18											
		14	*14	15	*15	16	*16	16											
2	KIM Min Gyu (KOR)	0	*0	2	*2	3	*4	5	*6	8	*8	8							
	LAMIRAULT Fabien (FRA)	*0	2	*2	4	*5	6	*7	8	*8	10	11							
3	KIM Min Gyu (KOR)	*0	1	*3	4	*5	6	*7	8	*10	11								
	LAMIRAULT Fabien (FRA)	0	*1	1	*2	3	*4	5	*6	6	7								
4	KIM Min Gyu (KOR)	0	*2	3	*3	3	*3	4	*4	6	*8	8							
	LAMIRAULT Fabien (FRA)	*0	0	*1	3	*5	7	*8	10	*10	10	11							
5	KIM Min Gyu (KOR)	*0	2	*2	3	*5	7	*8	10	*10	10	11							
	LAMIRAULT Fabien (FRA)	0	*0	2	*3	3	*3	4	*4	6	*8	8							

NOTES
 "*" denotes server. The "Greatest deficit overcome" only applies when the player ends up winning the game.

LEGEND
 TM Men's Team



Detailed Team Match Results

Republic of Korea (KOR) **2 - 3** France (FRA)

Match 2: KIM Kyung Mook (KOR) **2-3** MOLLIENS Stephane (FRA)

Match Summary		Match	Game 1	Game 2	Game 3	Game 4	Game 5
KIM Kyung Mook	KOR	2	11	11	13	7	3
MOLLIENS Stephane	FRA	3	13	8	11	11	11
Duration		40min	8min	6min	8min	6min	7min

Team Match No : TM1-2(5) Table : 1 Umpires : TICACALA Victor Hugo (ARG) WILLIAMSON Robert (GBR)

Player Statistics	KIM Kyung Mook (KOR)						MOLLIENS Stephane (FRA)					
	Game					Match	Game					Match
	1	2	3	4	5		1	2	3	4	5	
Points won	11	11	13	7	3	45	13	8	11	11	11	54
Biggest lead	1	3	3	-	1	3	2	-	1	4	8	8
Points won on own serve	6	8	8	6	2	30	7	6	7	7	7	34
Points lost on own serve	6	2	4	4	4	20	5	3	5	1	1	15
Most consecutive points won	2	3	3	2	1	3	3	3	2	3	8	8
Greatest deficit overcome	-	-	1	-	-	1	1	-	-	-	1	1
Handedness/Grip	Right/Shakehand						Left/Shakehand					

Game/Match Statistics	Game					Match
	1	2	3	4	5	
Longest rally (strokes)	10	8	15	8	15	15
Average rally	4	3	5	4	5	4

Game Progress

1	KIM Kyung Mook (KOR)	0	*1	1	*2	4	*5	6	*7	8	*9	10	*10	11	*11	11
	MOLLIENS Stephane (FRA)	*0	1	*3	4	*4	5	*6	7	*8	9	*10	11	*11	12	13
2	KIM Kyung Mook (KOR)	*0	2	*2	4	*5	6	*7	8	*8	10	11				
	MOLLIENS Stephane (FRA)	0	*0	2	*2	3	*4	5	*6	8	*8	8				
3	KIM Kyung Mook (KOR)	0	*1	3	*3	4	*6	7	*8	9	*9	10	*10	11	*12	13
	MOLLIENS Stephane (FRA)	*0	1	*1	3	*4	4	*5	6	*7	9	*10	11	*11	11	11
4	KIM Kyung Mook (KOR)	*0	1	*1	2	*3	5	*5	6	*6	7					
	MOLLIENS Stephane (FRA)	0	*1	3	*4	5	*5	7	*8	10	11					
5	KIM Kyung Mook (KOR)	0	*1	2	*2	2	*2	3	3							
	MOLLIENS Stephane (FRA)	*0	1	*2	4	*6	8	*9	11							

NOTES

"*" denotes server. The "Greatest deficit overcome" only applies when the player ends up winning the game.

LEGEND

TM Men's Team



Detailed Team Match Results

Republic of Korea (KOR) **2 - 3** France (FRA)

Match 3: KIM Min Gyu (KOR) **2-3** MOLLIENS Stephane (FRA)

Match Summary		Match	Game 1	Game 2	Game 3	Game 4	Game 5
KIM Min Gyu	KOR	2	5	11	8	11	6
MOLLIENS Stephane	FRA	3	11	6	11	5	11
Duration		37min	5min	5min	7min	6min	6min

Team Match No : TM1-2(5) Table : 1 Umpires : TICACALA Victor Hugo (ARG) WILLIAMSON Robert (GBR)

Player Statistics	KIM Min Gyu (KOR)						MOLLIENS Stephane (FRA)					
	Game					Match	Game					Match
	1	2	3	4	5		1	2	3	4	5	
Points won	5	11	8	11	6	41	11	6	11	5	11	44
Biggest lead	1	5	1	6	3	6	6	1	4	1	5	6
Points won on own serve	3	4	7	6	2	22	6	2	8	3	4	23
Points lost on own serve	5	4	3	2	7	21	2	7	1	5	4	19
Most consecutive points won	2	6	2	4	4	6	3	3	3	2	5	5
Greatest deficit overcome	-	1	-	1	-	1	1	-	1	-	3	3
Handedness/Grip	Right/Shakehand						Left/Shakehand					

Game/Match Statistics	Game					Match
	1	2	3	4	5	
Longest rally (strokes)	10	8	14	9	17	17
Average rally	3	4	5	4	5	4

Game Progress

1	KIM Min Gyu (KOR)	*0	1	*2	2	*3	4	*4	5	5		
	MOLLIENS Stephane (FRA)	0	*1	2	*4	5	*6	8	*9	11		
2	KIM Min Gyu (KOR)	0	*1	2	*4	4	*5	6	*8	10	11	
	MOLLIENS Stephane (FRA)	*0	1	*2	2	*4	5	*6	6	*6	6	
3	KIM Min Gyu (KOR)	*0	1	*2	3	*3	5	*5	6	*6	8	8
	MOLLIENS Stephane (FRA)	0	*1	2	*3	5	*5	7	*8	10	*10	11
4	KIM Min Gyu (KOR)	0	*1	2	*4	5	*7	9	*9	11		
	MOLLIENS Stephane (FRA)	*0	1	*2	2	*3	3	*3	5	5		
5	KIM Min Gyu (KOR)	*0	1	*3	4	*4	4	*5	5	*6	6	
	MOLLIENS Stephane (FRA)	0	*1	1	*2	4	*6	7	*9	10	11	

NOTES

"*" denotes server. The "Greatest deficit overcome" only applies when the player ends up winning the game.

LEGEND

TM Men's Team



Detailed Team Match Results

Republic of Korea (KOR) **2 - 3** France (FRA)

Match 4: **KIM Kyung Mook (KOR)** **3-1** LAMIRAULT Fabien (FRA)

Match Summary		Match	Game 1	Game 2	Game 3	Game 4	Game 5
KIM Kyung Mook	KOR	3	11	11	14	11	
LAMIRAULT Fabien	FRA	1	4	6	16	7	
	Duration	32min	4min	5min	11min	6min	

Team Match No : TM1-2(5) Table : 1 Umpires : TICACALA Victor Hugo (ARG) WILLIAMSON Robert (GBR)

Player Statistics	KIM Kyung Mook (KOR)						LAMIRAULT Fabien (FRA)					
	Game					Match	Game					Match
	1	2	3	4	5		1	2	3	4	5	
Points won	11	11	14	11		47	4	6	16	7		33
Biggest lead	7	5	4	4		7	-	-	2	4		4
Points won on own serve	5	6	9	7		27	2	3	10	4		19
Points lost on own serve	2	3	6	3		14	6	5	5	4		20
Most consecutive points won	4	5	3	5		5	2	2	4	4		4
Greatest deficit overcome	-	-	-	4		4	-	-	4	-		4
Handedness/Grip	Right/Shakehand						Right/Shakehand					

Game/Match Statistics	Game					Match
	1	2	3	4	5	
Longest rally (strokes)	16	10	10	8		16
Average rally	5	4	4	4		4

Game Progress

1	KIM Kyung Mook (KOR)	0	*2	3	*5	6	*7	9	*10	11									
	LAMIRAULT Fabien (FRA)	*0	0	*1	1	*2	3	*3	4	4									
2	KIM Kyung Mook (KOR)	*0	2	*3	3	*4	5	*6	8	*10	11								
	LAMIRAULT Fabien (FRA)	0	*0	1	*3	4	*5	6	*6	6	6								
3	KIM Kyung Mook (KOR)	0	*1	3	*4	6	*6	7	*7	8	*9	10	*11	11	*12	12	*12	13	*13
	LAMIRAULT Fabien (FRA)	*0	1	*1	2	*2	4	*5	7	*8	9	*10	10	*11	11	*12	13	*13	14
		14	*14	14															
		*14	15	16															
4	KIM Kyung Mook (KOR)	*0	0	*0	2	*3	5	*7	8	*9	11								
	LAMIRAULT Fabien (FRA)	0	*2	4	*4	5	*5	5	*6	7	7								

NOTES
 "*" denotes server. The "Greatest deficit overcome" only applies when the player ends up winning the game.

LEGEND
 TM Men's Team



Detailed Team Match Results

Republic of Korea (KOR) **2 - 3** France (FRA)

Match 5: KIM Kong Yong (KOR) **2-3** BOURY Vincent (FRA)
KIM Kyung Mook MOLLIENS Stephane

Match Summary		Match	Game 1	Game 2	Game 3	Game 4	Game 5
KIM Kong Yong / KIM KM	KOR	2	11	11	7	8	8
BOURY Vincent / MOLLIENS S	FRA	3	8	8	11	11	11
Duration		54min	7min	9min	8min	11min	11min

Team Match No : TM1-2(5) Table : 1 Umpires : TICACALA Victor Hugo (ARG) WILLIAMSON Robert (GBR)

Player Statistics	KIM KY / KIM KM (KOR)						BOURY V / MOLLIENS S (FRA)					
	Game					Match	Game					Match
	1	2	3	4	5		1	2	3	4	5	
Points won	11	11	7	8	8	45	8	8	11	11	11	49
Biggest lead	4	5	-	3	-	5	2	2	5	3	6	6
Points won on own serve	5	5	4	3	4	21	3	4	5	5	5	22
Points lost on own serve	5	4	6	6	6	27	6	6	3	5	4	24
Most consecutive points won	5	4	2	3	4	5	3	3	2	4	3	4
Greatest deficit overcome	2	2	-	-	-	2	-	-	-	3	-	3
Handedness/Grip	Right/Shakehand - Right/Shakehand						Right/Shakehand - Left/Shakehand					

Game/Match Statistics	Game					Match
	1	2	3	4	5	
Longest rally (strokes)	23	22	30	46	30	46
Average rally	8	7	10	15	11	10

Game Progress

1	KIM KY / KIM KM (KOR)	-*0	1	*-1	2	-*4	6	*-7	8	-*10	10	11
	BOURY V / MOLLIENS S (FRA)	0	-*1	3	*-4	4	-*4	5	*-6	6	-*8	8
2	KIM KY / KIM KM (KOR)	0	-*0	2	*-4	5	-*7	7	*-9	10	-*10	11
	BOURY V / MOLLIENS S (FRA)	-*0	2	*-2	2	-*3	3	*-5	5	-*6	8	8
3	KIM KY / KIM KM (KOR)	-*0	0	*-1	2	-*2	3	*-4	5	-*6	7	
	BOURY V / MOLLIENS S (FRA)	0	-*2	3	*-4	6	-*7	8	*-9	10	11	
4	KIM KY / KIM KM (KOR)	0	-*2	3	*-4	4	-*5	5	*-6	8	-*8	8
	BOURY V / MOLLIENS S (FRA)	-*0	0	*-1	2	-*4	5	*-7	8	-*8	10	11
5	KIM KY / KIM KM (KOR)	-*0	1	*-1	2	*-3	3	-*4	4	*-6	8	8
	BOURY V / MOLLIENS S (FRA)	0	-*1	3	*-4	5	-*7	8	*-10	10	-*10	11

NOTES

"*-" denotes first player of pair is server, "-*" denotes second player of pair is server. The "Greatest deficit overcome" only applies when the pair ends up winning the game.

LEGEND

TM Men's Team



Detailed Team Match Results

Slovakia (SVK) 3 - 0 Austria (AUT)

Team Match No : TM1-2(6) Table : 3 Umpires : MONTFORT Neil (AUS) REYNOLDS Mick (GBR)

Match 1			Match	Game 1	Game 2	Game 3	Game 4	Game 5
A	RIAPOŠ Jan	SVK	3	11	8	15	11	
X	VEVERA Andreas	AUT	1	6	11	13	6	
Duration of Match 1			24min	4min	4min	8min	5min	

Match 2			Match	Game 1	Game 2	Game 3	Game 4	Game 5
B	REVUCKY Rastislav	SVK	3	11	12	11	7	11
Y	RUEP Hans	AUT	2	7	14	8	11	9
Duration of Match 2			53min	5min	9min	7min	6min	8min

Match 3			Match	Game 1	Game 2	Game 3	Game 4	Game 5
A	RIAPOŠ Jan	SVK	3	11	11	11		
Y	RUEP Hans	AUT	0	2	6	8		
Duration of Match 3			20min	4min	5min	5min		

Duration of Team Match	1h51min
------------------------	----------------

Player Statistics	Slovakia (SVK)					Team Match	Austria (AUT)					Team Match
	Match						Match					
	1	2	3	4	5		1	2	3	4	5	
Points won	45	52	33			130	36	49	16			101
Biggest lead	6	5	9			9	4	5	1			5
Points won on own serve	22	23	18			63	17	21	7			45
Points lost on own serve	19	28	9			56	23	29	15			67
Most consecutive points won	6	4	5			6	4	5	4			5
Greatest deficit overcome	2	3	1			3	-	3	-			3

Match/Team Match Statistics	Match					Team Match
	1	2	3	4	5	
Longest rally (strokes)	17	13	7			17
Average rally	4	5	3			4

NOTES
The "Greatest deficit overcome" only applies when the player/pair ends up winning the game.

LEGEND
TM Men's Team



Detailed Team Match Results

Slovakia (SVK) 3 - 0 Austria (AUT)

Match 1: RIAPOS Jan (SVK) 3-1 VEVERA Andreas (AUT)

Match Summary		Match	Game 1	Game 2	Game 3	Game 4	Game 5
RIAPOS Jan	SVK	3	11	8	15	11	
VEVERA Andreas	AUT	1	6	11	13	6	
Duration		24min	4min	4min	8min	5min	

Team Match No : TM1-2(6) Table : 3 Umpires : MONTFORT Neil (AUS) REYNOLDS Mick (GBR)

Player Statistics	RIAPOS Jan (SVK)						VEVERA Andreas (AUT)					
	Game					Match	Game					Match
	1	2	3	4	5		1	2	3	4	5	
Points won	11	8	15	11		45	6	11	13	6		36
Biggest lead	5	-	2	6		6	1	4	2	-		4
Points won on own serve	5	3	7	7		22	3	4	6	4		17
Points lost on own serve	3	7	7	2		19	6	5	8	4		23
Most consecutive points won	6	2	3	6		6	2	3	3	4		4
Greatest deficit overcome	1	-	2	-		2	-	-	-	-		-
Handedness/Grip	Right/Shakehand						Right/Shakehand					

Game/Match Statistics	Game					Match
	1	2	3	4	5	
Longest rally (strokes)	5	10	17	8		17
Average rally	3	4	5	4		4

Game Progress

1	RIAPOS Jan (SVK)	0	*1	3	*5	6	*7	8	*9	10	11	VEVERA Andreas (AUT)	*0	1	*1	1	*2	3	*4	5	*6	6																
2	RIAPOS Jan (SVK)	*0	1	*2	2	*3	4	*5	5	*7	8	8	VEVERA Andreas (AUT)	0	*1	2	*4	5	*6	7	*9	9	*10	11														
3	RIAPOS Jan (SVK)	0	*0	2	*3	3	*4	6	*7	8	*10	10	*11	11	*12	12	*12	13	*14	VEVERA Andreas (AUT)	*0	2	*2	3	*5	6	*6	7	*8	8	*10	10	*11	11	*12	13	*13	13
		15																																				
		13																																				
4	RIAPOS Jan (SVK)	*0	2	*4	6	*6	6	*8	10	*10	11	VEVERA Andreas (AUT)	0	*0	0	*0	2	*4	4	*4	6	6																

NOTES
 "*" denotes server. The "Greatest deficit overcome" only applies when the player ends up winning the game.

LEGEND
 TM Men's Team



Detailed Team Match Results

Slovakia (SVK) 3 - 0 Austria (AUT)

Match 2: **REVUCKY Rastislav (SVK) 3-2 RUEP Hans (AUT)**

Match Summary		Match	Game 1	Game 2	Game 3	Game 4	Game 5
REVUCKY Rastislav	SVK	3	11	12	11	7	11
RUEP Hans	AUT	2	7	14	8	11	9
Duration		53min	5min	9min	7min	6min	8min

Team Match No : TM1-2(6) Table : 3 Umpires : MONTFORT Neil (AUS) REYNOLDS Mick (GBR)

Player Statistics	REVUCKY Rastislav (SVK)						RUEP Hans (AUT)					
	Game					Match	Game					Match
	1	2	3	4	5		1	2	3	4	5	
Points won	11	12	11	7	11	52	7	14	8	11	9	49
Biggest lead	5	1	3	3	3	5	-	3	2	5	3	5
Points won on own serve	7	5	5	3	3	23	4	6	3	6	2	21
Points lost on own serve	3	8	5	5	7	28	4	7	6	4	8	29
Most consecutive points won	3	4	4	3	4	4	2	3	2	5	3	5
Greatest deficit overcome	-	-	2	-	3	3	-	1	-	3	-	3
Handedness/Grip	Right/Shakehand						Right/Shakehand					

Game/Match Statistics	Game					Match
	1	2	3	4	5	
Longest rally (strokes)	10	13	13	11	11	13
Average rally	4	5	6	5	5	5

Game Progress

1	REVUCKY Rastislav (SVK)	*0	2	*3	4	*5	6	*7	9	*10	11							
	RUEP Hans (AUT)	0	*0	1	*2	3	*4	5	*5	6	7							
2	REVUCKY Rastislav (SVK)	0	*0	1	*3	3	*4	5	*7	7	*8	10	*11	11	*11	12	*12	12
	RUEP Hans (AUT)	*0	2	*3	3	*5	6	*7	7	*9	10	*10	10	*11	12	*12	13	14
3	REVUCKY Rastislav (SVK)	*0	0	*2	4	*5	6	*7	8	*9	10	11						
	RUEP Hans (AUT)	0	*2	2	*2	3	*4	5	*6	7	*8	8						
4	REVUCKY Rastislav (SVK)	0	*2	3	*3	3	*4	5	*5	6	7							
	RUEP Hans (AUT)	*0	0	*1	3	*5	6	*7	9	*10	11							
5	REVUCKY Rastislav (SVK)	*0	0	1	*3	*4	5	*7	7	*9	10	11						
	RUEP Hans (AUT)	0	*2	*3	3	4	*5	5	*7	7	*8	9						

NOTES
 "*" denotes server. The "Greatest deficit overcome" only applies when the player ends up winning the game.

LEGEND
 TM Men's Team



Detailed Team Match Results

Slovakia (SVK) 3 - 0 Austria (AUT)

Match 3: RIAPOS Jan (SVK) 3-0 RUEP Hans (AUT)

Match Summary		Match	Game 1	Game 2	Game 3	Game 4	Game 5
RIAPOS Jan	SVK	3	11	11	11		
RUEP Hans	AUT	0	2	6	8		
Duration		20min	4min	5min	5min		

Team Match No : TM1-2(6) Table : 3 Umpires : MONTFORT Neil (AUS) REYNOLDS Mick (GBR)

Player Statistics	RIAPOS Jan (SVK)						RUEP Hans (AUT)					
	Game					Match	Game					Match
	1	2	3	4	5		1	2	3	4	5	
Points won	11	11	11			33	2	6	8			16
Biggest lead	9	5	6			9	-	1	-			1
Points won on own serve	7	5	6			18	2	3	2			7
Points lost on own serve	0	3	6			9	4	6	5			15
Most consecutive points won	5	3	4			5	1	1	4			4
Greatest deficit overcome	-	1	-			1	-	-	-			-
Handedness/Grip	Right/Shakehand						Right/Shakehand					

Game/Match Statistics	Game					Match
	1	2	3	4	5	
Longest rally (strokes)	5	5	7			7
Average rally	3	3	4			3

Game Progress

1	RIAPOS Jan (SVK)	*0	2	*3	5	*6	8	*10	11			
	RUEP Hans (AUT)	0	*0	1	*1	2	*2	2	2			
2	RIAPOS Jan (SVK)	0	*1	3	*4	5	*6	7	*9	10	11	
	RUEP Hans (AUT)	*0	1	*1	2	*3	4	*5	5	*6	6	
3	RIAPOS Jan (SVK)	*0	2	*3	5	*6	6	*8	*10	*10	10	11
	RUEP Hans (AUT)	0	*0	1	*1	2	*4	4	4	6	*8	8

NOTES
 "*" denotes server. The "Greatest deficit overcome" only applies when the player ends up winning the game.

LEGEND
 TM Men's Team





Detailed Team Match Results

Austria (AUT) 0 - 3 Republic of Korea (KOR)

Team Match No : TM1-2(7) Table : 4 Umpires : CURTIS Neil (GBR) BORODAVCHENKO Igor (RUS)

Match 1			Match	Game 1	Game 2	Game 3	Game 4	Game 5
A	RUEP Hans	AUT	0	7	7	9		
X	KIM Kong Yong	KOR	3	11	11	11		
Duration of Match 1			24min	5min	4min	6min		

Match 2			Match	Game 1	Game 2	Game 3	Game 4	Game 5
B	VEVERA Andreas	AUT	1	8	5	11	4	
Y	KIM Min Gyu	KOR	3	11	11	9	11	
Duration of Match 2			23min	5min	4min	6min	4min	

Match 3			Match	Game 1	Game 2	Game 3	Game 4	Game 5
A	RUEP Hans	AUT	1	12	4	7	6	
Y	KIM Min Gyu	KOR	3	10	11	11	11	
Duration of Match 3			27min	5min	3min	4min	4min	

Duration of Team Match	1h24min
------------------------	----------------

Player Statistics	Austria (AUT)					Team Match	Republic of Korea (KOR)					Team Match
	Match						Match					
	1	2	3	4	5		1	2	3	4	5	
Points won	23	28	29			80	33	42	43			118
Biggest lead	4	4	4			4	4	7	7			7
Points won on own serve	13	16	17			46	18	24	24			66
Points lost on own serve	15	18	19			52	10	12	12			34
Most consecutive points won	4	4	4			4	6	9	5			9
Greatest deficit overcome	-	-	1			1	4	2	2			4

Match/Team Match Statistics	Match					Team Match
	1	2	3	4	5	
Longest rally (strokes)	13	10	12			13
Average rally	5	3	4			4

NOTES
The "Greatest deficit overcome" only applies when the player/pair ends up winning the game.

LEGEND
TM Men's Team



Detailed Team Match Results

Austria (AUT) **0 - 3** Republic of Korea (KOR)

Match 1: RUEP Hans (AUT) **0-3** KIM Kong Yong (KOR)

Match Summary		Match	Game 1	Game 2	Game 3	Game 4	Game 5
RUEP Hans	AUT	0	7	7	9		
KIM Kong Yong	KOR	3	11	11	11		
Duration		24min	5min	4min	6min		

Team Match No : TM1-2(7) Table : 4 Umpires : CURTIS Neil (GBR) BORODAVCHENKO Igor (RUS)

Player Statistics	RUEP Hans (AUT)						KIM Kong Yong (KOR)					
	Game					Match	Game					Match
	1	2	3	4	5		1	2	3	4	5	
Points won	7	7	9			23	11	11	11			33
Biggest lead	2	4	2			4	4	4	2			4
Points won on own serve	4	3	6			13	7	4	7			18
Points lost on own serve	4	7	4			15	3	4	3			10
Most consecutive points won	3	4	3			4	5	6	4			6
Greatest deficit overcome	-	-	-			-	2	4	2			4
Handedness/Grip	Right/Shakehand						Right/Shakehand					

Game/Match Statistics	Game					Match
	1	2	3	4	5	
Longest rally (strokes)	13	12	12			13
Average rally	5	5	6			5

Game Progress

1	RUEP Hans (AUT)	0	*1	3	*4	5	*6	6	*6	7	7
	KIM Kong Yong (KOR)	*0	1	*1	2	*3	4	*6	8	*9	11
2	RUEP Hans (AUT)	*0	2	*4	5	*5	5	*7	7	*7	7
	KIM Kong Yong (KOR)	0	*0	0	*1	3	*5	5	*7	9	11
3	RUEP Hans (AUT)	0	*1	2	*3	5	*6	7	*7	9	*9
	KIM Kong Yong (KOR)	*0	1	*2	3	*3	4	*5	7	*7	9

NOTES
 "*" denotes server. The "Greatest deficit overcome" only applies when the player ends up winning the game.

LEGEND
 TM Men's Team



Detailed Team Match Results

Austria (AUT) 0 - 3 Republic of Korea (KOR)

Match 2: VEVERA Andreas (AUT) 1-3 KIM Min Gyu (KOR)

Match Summary		Match	Game 1	Game 2	Game 3	Game 4	Game 5
VEVERA Andreas	AUT	1	8	5	11	4	
KIM Min Gyu	KOR	3	11	11	9	11	
Duration		23min	5min	4min	6min	4min	

Team Match No : TM1-2(7) Table : 4 Umpires : CURTIS Neil (GBR) BORODAVCHENKO Igor (RUS)

Player Statistics	VEVERA Andreas (AUT)						KIM Min Gyu (KOR)					
	Game					Match	Game					Match
	1	2	3	4	5		1	2	3	4	5	
Points won	8	5	11	4		28	11	11	9	11		42
Biggest lead	-	2	4	-		4	3	7	-	7		7
Points won on own serve	5	2	6	3		16	7	5	5	7		24
Points lost on own serve	4	6	4	4		18	3	3	5	1		12
Most consecutive points won	2	2	4	1		4	3	9	3	4		9
Greatest deficit overcome	-	-	-	-		-	-	2	-	-		2
Handedness/Grip	Right/Shakehand						Right/Shakehand					

Game/Match Statistics	Game					Match
	1	2	3	4	5	
Longest rally (strokes)	9	8	10	5		10
Average rally	4	4	3	3		3

Game Progress

1	VEVERA Andreas (AUT)	*0	1	*2	3	*3	5	*6	7	7	*8	8
	KIM Min Gyu (KOR)	0	*1	2	*3	5	*5	6	*7	*9	10	11
2	VEVERA Andreas (AUT)	0	*2	2	*2	2	*2	3	*4	5		
	KIM Min Gyu (KOR)	*0	0	*2	4	*6	8	*9	10	11		
3	VEVERA Andreas (AUT)	*0	2	*4	5	*6	6	*7	9	*9	10	11
	KIM Min Gyu (KOR)	0	*0	0	*1	2	*4	5	*5	7	*8	9
4	VEVERA Andreas (AUT)	0	*0	1	*1	2	*2	3	*4	4		
	KIM Min Gyu (KOR)	*0	2	*3	5	*6	8	*9	10	11		

NOTES

"*" denotes server. The "Greatest deficit overcome" only applies when the player ends up winning the game.

LEGEND

TM Men's Team



Detailed Team Match Results

Austria (AUT) 0 - 3 Republic of Korea (KOR)

Match 3: RUEP Hans (AUT) 1-3 KIM Min Gyu (KOR)

Match Summary		Match	Game 1	Game 2	Game 3	Game 4	Game 5
RUEP Hans	AUT	1	12	4	7	6	
KIM Min Gyu	KOR	3	10	11	11	11	
Duration		27min	5min	3min	4min	4min	

Team Match No : TM1-2(7) Table : 4 Umpires : CURTIS Neil (GBR) BORODAVCHENKO Igor (RUS)

Player Statistics	RUEP Hans (AUT)						KIM Min Gyu (KOR)					
	Game					Match	Game					Match
	1	2	3	4	5		1	2	3	4	5	
Points won	12	4	7	6		29	10	11	11	11		43
Biggest lead	4	-	1	2		4	1	7	4	5		7
Points won on own serve	5	3	4	5		17	4	6	7	7		24
Points lost on own serve	6	5	4	4		19	7	1	3	1		12
Most consecutive points won	4	2	2	2		4	2	5	3	5		5
Greatest deficit overcome	1	-	-	-		1	-	-	1	2		2
Handedness/Grip	Right/Shakehand						Right/Shakehand					

Game/Match Statistics	Game					Match
	1	2	3	4	5	
Longest rally (strokes)	12	9	8	10		12
Average rally	4	3	3	4		4

Game Progress

1	RUEP Hans (AUT)	0	*1	2	*3	5	*7	7	*8	9	*10	10	*11	12
	KIM Min Gyu (KOR)	*0	1	*2	3	*3	3	*5	6	*7	8	*10	10	10
2	RUEP Hans (AUT)	*0	0	*0	1	*2	4	*4	4					4
	KIM Min Gyu (KOR)	0	*2	4	*5	6	*6	8	*10	11				
3	RUEP Hans (AUT)	0	*1	2	*2	3	*4	5	*6	7	7			
	KIM Min Gyu (KOR)	*0	1	*2	4	*5	6	*7	8	*9	11			
4	RUEP Hans (AUT)	*0	2	*2	4	*5	5	*5	6	*6	6			
	KIM Min Gyu (KOR)	0	*0	2	*2	3	*5	7	*8	10	11			

NOTES

"*" denotes server. The "Greatest deficit overcome" only applies when the player ends up winning the game.

LEGEND

TM Men's Team



Detailed Team Match Results

France (FRA) **0 - 3** Slovakia (SVK)

Team Match No : TM1-2(8) Table : 2 Umpires : REID Lynda (GBR) KARAU Bernhard (GER)

Match 1			Match	Game 1	Game 2	Game 3	Game 4	Game 5
A	BOURY Vincent	FRA	2	11	7	9	11	6
X	REVUCKY Rastislav	SVK	3	6	11	11	6	11
Duration of Match 1			50min	6min	7min	9min	7min	8min

Match 2			Match	Game 1	Game 2	Game 3	Game 4	Game 5
B	MOLLIENS Stephane	FRA	2	8	11	6	11	10
Y	RIAPOS Jan	SVK	3	11	6	11	5	12
Duration of Match 2			38min	5min	5min	6min	5min	10min

Match 3			Match	Game 1	Game 2	Game 3	Game 4	Game 5
A	BOURY Vincent	FRA	1	11	5	8	8	
Y	RIAPOS Jan	SVK	3	9	11	11	11	
Duration of Match 3			30min	6min	5min	6min	7min	

Duration of Team Match	2h19min
------------------------	----------------

Player Statistics	France (FRA)					Team Match	Slovakia (SVK)					Team Match
	Match						Match					
	1	2	3	4	5		1	2	3	4	5	
Points won	44	46	32			122	45	45	42			132
Biggest lead	5	6	3			6	5	5	6			6
Points won on own serve	21	23	16			60	20	22	21			63
Points lost on own serve	25	23	21			69	23	23	16			62
Most consecutive points won	7	5	3			7	5	5	6			6
Greatest deficit overcome	2	1	-			2	3	4	3			4

Match/Team Match Statistics	Match					Team Match
	1	2	3	4	5	
Longest rally (strokes)	34	28	19			34
Average rally	8	7	7			7

NOTES
The "Greatest deficit overcome" only applies when the player/pair ends up winning the game.

LEGEND
TM Men's Team



Detailed Team Match Results

France (FRA) **0 - 3** Slovakia (SVK)

Match 1: BOURY Vincent (FRA) **2-3** REVUCKY Rastislav (SVK)

Match Summary		Match	Game 1	Game 2	Game 3	Game 4	Game 5
BOURY Vincent	FRA	2	11	7	9	11	6
REVUCKY Rastislav	SVK	3	6	11	11	6	11
Duration		50min	6min	7min	9min	7min	8min

Team Match No : TM1-2(8) Table : 2 Umpires : REID Lynda (GBR) KARAU Bernhard (GER)

Player Statistics	BOURY Vincent (FRA)						REVUCKY Rastislav (SVK)					
	Game					Match	Game					Match
	1	2	3	4	5		1	2	3	4	5	
Points won	11	7	9	11	6	44	6	11	11	6	11	45
Biggest lead	5	3	2	5	1	5	1	4	2	2	5	5
Points won on own serve	7	4	3	5	2	21	2	7	4	3	4	20
Points lost on own serve	4	4	7	3	7	25	4	3	6	6	4	23
Most consecutive points won	6	3	3	7	3	7	3	4	4	2	5	5
Greatest deficit overcome	1	-	-	2	-	2	-	3	2	-	1	3
Handedness/Grip	Right/Shakehand						Right/Shakehand					

Game/Match Statistics	Game					Match
	1	2	3	4	5	
Longest rally (strokes)	17	13	21	21	34	34
Average rally	5	6	9	8	12	8

Game Progress

1	BOURY Vincent (FRA)	*0	*1	*3	3	*4	5	*6	8	*10	11
	REVUCKY Rastislav (SVK)	0	1	1	*3	4	*5	6	*6	6	6
2	BOURY Vincent (FRA)	0	*2	3	*3	4	*5	6	*6	7	7
	REVUCKY Rastislav (SVK)	*0	0	*1	3	*4	5	*6	8	*9	11
3	BOURY Vincent (FRA)	*0	1	*3	3	*4	5	*7	8	*8	8
	REVUCKY Rastislav (SVK)	0	*1	1	*3	4	*5	5	*6	8	*10
4	BOURY Vincent (FRA)	0	*0	1	*3	5	*7	8	*9	10	11
	REVUCKY Rastislav (SVK)	*0	2	*3	3	*3	3	*4	5	*6	6
5	BOURY Vincent (FRA)	*0	0	*2	3	*4	5	*5	5	*6	6
	REVUCKY Rastislav (SVK)	0	*2	2	*3	4	*5	7	*9	10	11

NOTES

"*" denotes server. The "Greatest deficit overcome" only applies when the player ends up winning the game.

LEGEND

TM Men's Team



Detailed Team Match Results

France (FRA) **0 - 3** Slovakia (SVK)

Match 2: MOLLIENS Stephane (FRA) **2-3** RIAPOS Jan (SVK)

Match Summary		Match	Game 1	Game 2	Game 3	Game 4	Game 5
MOLLIENS Stephane	FRA	2	8	11	6	11	10
RIAPOS Jan	SVK	3	11	6	11	5	12
Duration		38min	5min	5min	6min	5min	10min

Team Match No : TM1-2(8) Table : 2 Umpires : REID Lynda (GBR) KARAU Bernhard (GER)

Player Statistics	MOLLIENS Stephane (FRA)						RIAPOS Jan (SVK)					
	Game					Match	Game					Match
	1	2	3	4	5		1	2	3	4	5	
Points won	8	11	6	11	10	46	11	6	11	5	12	45
Biggest lead	4	5	2	6	3	6	3	1	5	-	2	5
Points won on own serve	5	5	3	6	4	23	7	2	5	3	5	22
Points lost on own serve	4	4	6	2	7	23	3	6	3	5	6	23
Most consecutive points won	2	4	3	5	3	5	3	2	5	4	3	5
Greatest deficit overcome	-	1	-	-	-	1	4	-	2	-	3	4
Handedness/Grip	Left/Shakehand						Right/Shakehand					

Game/Match Statistics	Game					Match
	1	2	3	4	5	
Longest rally (strokes)	10	19	16	20	28	28
Average rally	5	6	7	6	9	7

Game Progress

1	MOLLIENS Stephane (FRA)	0	*2	3	*4	6	*6	7	*7	8	*8	8		
	RIAPOS Jan (SVK)	*0	0	*1	2	*2	4	*5	7	*8	10	11		
2	MOLLIENS Stephane (FRA)	*0	1	*2	4	*5	5	*7	8	*10	11			
	RIAPOS Jan (SVK)	0	*1	2	*2	3	*5	5	*6	6	6			
3	MOLLIENS Stephane (FRA)	0	*2	3	*3	3	*4	6	*6	*6	6			
	RIAPOS Jan (SVK)	*0	0	*1	3	*5	6	*6	8	10	11			
4	MOLLIENS Stephane (FRA)	*0	2	*4	5	*5	6	*7	9	11				
	RIAPOS Jan (SVK)	0	*0	0	*1	3	*4	5	*5	5				
5	MOLLIENS Stephane (FRA)	0	*2	3	*4	4	*6	7	*8	9	*9	10	*10	10
	RIAPOS Jan (SVK)	*0	0	*1	2	*4	4	*5	6	*7	9	*10	11	12

NOTES

"*" denotes server. The "Greatest deficit overcome" only applies when the player ends up winning the game.

LEGEND

TM Men's Team



Detailed Team Match Results

France (FRA) **0 - 3** Slovakia (SVK)

Match 3: BOURY Vincent (FRA) **1-3** RIAPOS Jan (SVK)

Match Summary		Match	Game 1	Game 2	Game 3	Game 4	Game 5
BOURY Vincent	FRA	1	11	5	8	8	
RIAPOS Jan	SVK	3	9	11	11	11	
Duration		30min	6min	5min	6min	7min	

Team Match No : TM1-2(8) Table : 2 Umpires : REID Lynda (GBR) KARAU Bernhard (GER)

Player Statistics	BOURY Vincent (FRA)						RIAPOS Jan (SVK)					
	Game					Match	Game					Match
	1	2	3	4	5		1	2	3	4	5	
Points won	11	5	8	8		32	9	11	11	11		42
Biggest lead	2	-	1	3		3	-	6	5	3		6
Points won on own serve	6	3	4	3		16	5	6	6	4		21
Points lost on own serve	4	5	5	7		21	5	2	4	5		16
Most consecutive points won	2	2	3	2		3	2	5	6	4		6
Greatest deficit overcome	-	-	-	-		-	-	-	1	3		3
Handedness/Grip	Right/Shakehand						Right/Shakehand					

Game/Match Statistics	Game					Match
	1	2	3	4	5	
Longest rally (strokes)	14	13	19	18		19
Average rally	5	7	8	8		7

Game Progress

1	BOURY Vincent (FRA)	0	*2	3	*3	4	*5	6	*7	9	*10	11
	RIAPOS Jan (SVK)	*0	0	*1	3	*4	5	*6	7	*7	8	9
2	BOURY Vincent (FRA)	*0	1	*1	2	*3	4	*5	5	5		5
	RIAPOS Jan (SVK)	0	*1	3	*4	5	*6	7	*9	11		
3	BOURY Vincent (FRA)	0	*1	1	*1	2	*3	5	*6	7	*8	8
	RIAPOS Jan (SVK)	*0	1	*3	5	*6	7	*7	8	*9	10	11
4	BOURY Vincent (FRA)	*0	1	*3	4	*5	5	*6	7	*8	8	8
	RIAPOS Jan (SVK)	0	*1	1	*2	3	*5	6	*7	8	*10	11

NOTES

"*" denotes server. The "Greatest deficit overcome" only applies when the player ends up winning the game.

LEGEND

TM Men's Team



Player Statistics

As of FRI 7 SEP 2012

Players	NPC	Matches				Games				Match Duration	
		Played	Won	Lost	%Won	Played	Won	Lost	%Won	All	Average
BORGATO Andrea	ITA	2	0	2	0%	6	0	6	0%	36min	18min
Right/Shakehand		Points Won				Points Lost					
C1		Total	Own Serve:	20	Most Consecutive:	3	Total	Own Serve:	32	Most Consecutive:	5
		34	Opp. Serve:	14	GDO:	0	66	Opp. Serve:	34	GLL:	2
BOURY Vincent	FRA	3	1	2	33%	12	6	6	50%	1h42min	34min
Right/Shakehand		Points Won				Points Lost					
C2		Total	Own Serve:	53	Most Consecutive:	7	Total	Own Serve:	54	Most Consecutive:	6
		109	Opp. Serve:	56	GDO:	2	101	Opp. Serve:	47	GLL:	3
ESPINDOLA Iranildo	BRA	2	0	2	0%	9	3	6	33%	1h7min	34min
Right/Shakehand		Points Won				Points Lost					
C2		Total	Own Serve:	45	Most Consecutive:	7	Total	Own Serve:	39	Most Consecutive:	7
		78	Opp. Serve:	33	GDO:	5	89	Opp. Serve:	50	GLL:	4
KIM Kong Yong	KOR	1	1	0	100%	3	3	0	100%	24min	24min
Right/Shakehand		Points Won				Points Lost					
C2		Total	Own Serve:	18	Most Consecutive:	6	Total	Own Serve:	10	Most Consecutive:	4
		33	Opp. Serve:	15	GDO:	4	23	Opp. Serve:	13	GLL:	0
KIM Kyung Mook	KOR	2	1	1	50%	9	5	4	56%	1h12min	36min
Right/Shakehand		Points Won				Points Lost					
C2		Total	Own Serve:	57	Most Consecutive:	5	Total	Own Serve:	34	Most Consecutive:	8
		92	Opp. Serve:	35	GDO:	4	87	Opp. Serve:	53	GLL:	4
KIM Min Gyu	KOR	4	3	1	75%	18	11	7	61%	2h13min	33min
Right/Shakehand		Points Won				Points Lost					
C2		Total	Own Serve:	104	Most Consecutive:	9	Total	Own Serve:	66	Most Consecutive:	7
		182	Opp. Serve:	78	GDO:	3	154	Opp. Serve:	88	GLL:	3
LAMIRAULT Fabien	FRA	2	0	2	0%	9	3	6	33%	1h18min	39min
Right/Shakehand		Points Won				Points Lost					
C2		Total	Own Serve:	51	Most Consecutive:	7	Total	Own Serve:	42	Most Consecutive:	5
		86	Opp. Serve:	35	GDO:	4	103	Opp. Serve:	61	GLL:	4
MOLLIEENS Stephane	FRA	5	4	1	80%	21	14	7	67%	2h41min	32min
Left/Shakehand		Points Won				Points Lost					
C2		Total	Own Serve:	114	Most Consecutive:	8	Total	Own Serve:	73	Most Consecutive:	6
		210	Opp. Serve:	96	GDO:	3	163	Opp. Serve:	90	GLL:	4
QUINLAN Philip	IRL	1	0	1	0%	3	0	3	0%	21min	21min
Left/Shakehand		Points Won				Points Lost					
C1		Total	Own Serve:	10	Most Consecutive:	2	Total	Own Serve:	16	Most Consecutive:	6
		19	Opp. Serve:	9	GDO:	0	33	Opp. Serve:	17	GLL:	1
REVUCKY Rastislav	SVK	3	3	0	100%	14	9	5	64%	2h21min	47min
Right/Shakehand		Points Won				Points Lost					
C2		Total	Own Serve:	66	Most Consecutive:	5	Total	Own Serve:	70	Most Consecutive:	7
		141	Opp. Serve:	75	GDO:	3	133	Opp. Serve:	63	GLL:	3

LEGEND	GDO Greatest deficit overcome	GLL Greatest lead lost	Opp. Opponent's
---------------	--------------------------------------	-------------------------------	------------------------



Player Statistics

As of FRI 7 SEP 2012

Players	NPC	Matches				Games				Match Duration	
		Played	Won	Lost	%Won	Played	Won	Lost	%Won	All	Average
RIAPOS Jan	SVK	6	6	0	100%	24	18	6	75%	2h41min	27min
Right/Shakehand		Points Won				Points Lost					
C2		Total	Own Serve:	130	Most Consecutive:	8	Total	Own Serve:	88	Most Consecutive:	7
		243	Opp. Serve:	113	GDO:	4	186	Opp. Serve:	98	GLL:	5
ROONEY Ronan	IRL	2	0	2	0%	6	0	6	0%	47min	24min
Right/Shakehand		Points Won				Points Lost					
C2		Total	Own Serve:	12	Most Consecutive:	2	Total	Own Serve:	33	Most Consecutive:	6
		27	Opp. Serve:	15	GDO:	0	66	Opp. Serve:	33	GLL:	1
RUEP Hans	AUT	6	2	4	33%	23	9	14	39%	2h59min	30min
Right/Shakehand		Points Won				Points Lost					
C2		Total	Own Serve:	102	Most Consecutive:	6	Total	Own Serve:	103	Most Consecutive:	6
		203	Opp. Serve:	101	GDO:	5	213	Opp. Serve:	110	GLL:	4
SOUZA Ronaldo	BRA	1	0	1	0%	3	0	3	0%	20min	20min
Right/Shakehand		Points Won				Points Lost					
C2		Total	Own Serve:	11	Most Consecutive:	5	Total	Own Serve:	13	Most Consecutive:	8
		18	Opp. Serve:	7	GDO:	0	33	Opp. Serve:	20	GLL:	0
VELLA Giuseppe	ITA	2	1	1	50%	10	5	5	50%	1h14min	37min
Right/Shakehand		Points Won				Points Lost					
C2		Total	Own Serve:	53	Most Consecutive:	4	Total	Own Serve:	43	Most Consecutive:	7
		93	Opp. Serve:	40	GDO:	6	100	Opp. Serve:	57	GLL:	5
VEVERA Andreas	AUT	4	1	3	25%	16	7	9	44%	1h42min	26min
Right/Shakehand		Points Won				Points Lost					
C1		Total	Own Serve:	80	Most Consecutive:	7	Total	Own Serve:	70	Most Consecutive:	9
		144	Opp. Serve:	64	GDO:	3	162	Opp. Serve:	92	GLL:	6

NOTES

The "Greatest deficit overcome" only applies when the player ends up winning the game and "Greatest lead lost" only when losing.

LEGEND

GDO Greatest deficit overcome **GLL** Greatest lead lost **Opp.** Opponent's


Tournament Statistics

As of FRI 7 SEP 2012

Statistics		Quarterfinals	Semifinals	Finals	Total
Team Matches	Total	3	2	2	7
	Match Margin: 3:0	2 67%	1 50%	2 100%	5 71%
	3:1	1 33%			1 14%
	3:2		1 50%		1 14%
	Invalid Results Mark				
	Duration: Total	5h7min	5h49min	3h43min	14h39min
	Longest	2h10min	3h58min	2h19min	3h58min
	Shortest	1h22min	1h51min	1h24min	1h22min
	Average	1h42min	2h55min	1h52min	2h6min
Matches	Total	10	8	6	24
	Game Margin: 3:0	6 60%	1 13%	1 17%	8 33%
	3:1	1 10%	2 25%	3 50%	6 25%
	3:2	3 30%	5 63%	2 33%	10 42%
	Invalid Results Mark				
	Duration: Total	4h25min	5h6min	3h12min	12h43min
	Longest	38min	54min	50min	54min
	Shortest	17min	20min	23min	17min
	Average	27min	38min	32min	32min
Games	Total	37	36	25	98
	Point Margin 11				
	10	1 3%			1 1%
	9	3 8%	1 3%		4 4%
	8		1 3%		1 1%
	7	5 14%	1 3%	2 8%	8 8%
	6	5 14%	2 6%	3 12%	10 10%
	5	3 8%	6 17%	6 24%	15 15%
	4	10 27%	6 17%	4 16%	20 20%
	3	1 3%	12 33%	4 16%	17 17%
	2	9 24%	7 19%	6 24%	22 22%
	Invalid Results Mark				
	Duration: Total	3h21min	4h3min	2h22min	9h46min
	Longest	8min	11min	10min	11min
	Shortest	3min	4min	3min	3min
	Average	5min	7min	6min	6min
Points	Total	656	698	452	1806
	per game	17.73	19.39	18.08	18.43
	Most consecutive won	8	8	9	9
	Greatest deficit overcome	6	4	4	6
	Longest rally	21	46	34	46
	Average rally	4	5	6	5

NOTES

The "Greatest deficit overcome" only applies when the player/pair ends up winning the game.



Table Tennis

Men's Team - Class 3



Entry List by Event

As of TUE 28 AUG 2012

NPC	Name	Date of Birth
ARG - Argentina	COPOLA Gabriel EBERHARDT Fernando	20 JAN 1984 21 JUN 1977
AUT - Austria	DOLLMANN Manfred KRAMMINGER Egon	31 AUG 1964 5 AUG 1948
CHN - People's Republic of China	FENG Panfeng GAO Yanming ZHAO Ping	20 DEC 1989 25 FEB 1964 31 MAR 1965
ESP - Spain	PINAS Tomas RODRIGUEZ Miguel	8 JUL 1982 17 SEP 1969
FRA - France	GUILHEM Yann MERRIEN Florian ROBIN Jean-Philippe	16 FEB 1969 21 NOV 1984 11 MAY 1967
GER - Germany	BRUECHLE Thomas GUERTLER Jan NIKELIS Holger SCHMIDBERGER Thomas	29 JUL 1976 6 FEB 1970 15 JAN 1978 23 OCT 1991
KOR - Republic of Korea	CHO Jae Kwan JEYOUNG Young Ill KIM Jeong Seok KIM Jin Sung	5 OCT 1977 6 FEB 1958 5 OCT 1974 24 JAN 1977

NOTES
All changes are available in INFO



Draw

Quarterfinals

Semifinals

Finals

Final Ranking

People's Republic of China (CHN)

BYE

Republic of Korea (KOR)

Austria (AUT)

France (FRA)

Spain (ESP)

Argentina (ARG)

Germany (GER)

CHN

KOR

FRA

GER

CHN

3-0 (3:0 3:1 3:1)

KOR

3-1 (3:0 3:0 1:3 3:0)

GER

3-0 (3:2 3:0 3:0)

KOR

FRA

GOLD

CHN

3-2 (1:3 3:0 3:1 1:3 3:1)

SILVER

GER

BRONZE

FRA

3-1 (2:3 3:2 3:0 3:1)

Rk	Team
1	CHN
2	GER
3	FRA
4	KOR
5	AUT
5	ESP
5	ARG



Detailed Team Match Results

Austria (AUT) 1 - 3 Republic of Korea (KOR)

Team Match No : TM3(1) Table : 1 Umpires : KARAU Bernhard (GER) TAMURA Nagako (JPN)

Match 1			Match	Game 1	Game 2	Game 3	Game 4	Game 5
A	KRAMMINGER Egon	AUT	0	6	7	7		
X	KIM Jeong Seok	KOR	3	11	11	11		
Duration of Match 1			17min	4min	5min	6min		

Match 2			Match	Game 1	Game 2	Game 3	Game 4	Game 5
B	DOLLMANN Manfred	AUT	0	11	9	7		
Y	KIM Jin Sung	KOR	3	13	11	11		
Duration of Match 2			22min	7min	6min	6min		

Match 3			Match	Game 1	Game 2	Game 3	Game 4	Game 5
A	KRAMMINGER Egon	AUT	3	11	8	11	11	
Y	KIM Jin Sung	KOR	1	2	11	9	7	
Duration of Match 3			26min	4min	5min	6min	7min	

Match 4			Match	Game 1	Game 2	Game 3	Game 4	Game 5
B	DOLLMANN Manfred	AUT	0	5	5	8		
X	KIM Jeong Seok	KOR	3	11	11	11		
Duration of Match 4			16min	4min	4min	5min		

Duration of Team Match	1h35min
------------------------	---------

Player Statistics	Austria (AUT)					Team Match	Republic of Korea (KOR)					Team Match
	Match						Match					
	1	2	3	4	5		1	2	3	4	5	
Points won	20	27	41	18		106	33	35	29	33		130
Biggest lead	2	3	9	2		9	5	4	3	7		7
Points won on own serve	14	12	23	12		61	21	15	16	19		71
Points lost on own serve	12	20	13	14		59	6	15	18	6		45
Most consecutive points won	3	5	7	2		7	6	4	4	7		7
Greatest deficit overcome	-	-	3	-		3	2	3	4	2		4

Match/Team Match Statistics	Match					Team Match
	1	2	3	4	5	
Longest rally (strokes)	13	12	13	15		15
Average rally	4	5	4	5		4

NOTES
The "Greatest deficit overcome" only applies when the player/pair ends up winning the game.

LEGEND
TM Men's Team



Detailed Team Match Results

Austria (AUT) 1 - 3 Republic of Korea (KOR)

Match 1: KRAMMINGER Egon (AUT) 0-3 KIM Jeong Seok (KOR)

Match Summary		Match	Game 1	Game 2	Game 3	Game 4	Game 5
KRAMMINGER Egon	AUT	0	6	7	7		
KIM Jeong Seok	KOR	3	11	11	11		
Duration		17min	4min	5min	6min		

Team Match No : TM3(1) Table : 1 Umpires : KARAU Bernhard (GER) TAMURA Nagako (JPN)

Player Statistics	KRAMMINGER Egon (AUT)						KIM Jeong Seok (KOR)					
	Game					Match	Game					Match
	1	2	3	4	5		1	2	3	4	5	
Points won	6	7	7			20	11	11	11			33
Biggest lead	1	2	1			2	5	4	5			5
Points won on own serve	4	6	4			14	7	7	7			21
Points lost on own serve	4	4	4			12	2	1	3			6
Most consecutive points won	3	2	2			3	6	6	4			6
Greatest deficit overcome	-	-	-			-	1	2	1			2
Handedness/Grip	Right/Shakehand						Right/Shakehand					

Game/Match Statistics	Game					Match
	1	2	3	4	5	
Longest rally (strokes)	6	13	9			13
Average rally	4	4	4			4

Game Progress

1	KRAMMINGER Egon (AUT)	0	*0	1	*2	4	*5	5	*5	6	6
	KIM Jeong Seok (KOR)	*0	2	*3	4	*4	5	*7	9	*10	11
2	KRAMMINGER Egon (AUT)	*0	2	*2	2	*2	3	*4	6	*6	7
	KIM Jeong Seok (KOR)	0	*0	2	*4	6	*7	8	*8	10	11
3	KRAMMINGER Egon (AUT)	0	*1	2	*2	3	*3	4	*5	6	7
	KIM Jeong Seok (KOR)	*0	1	*2	4	*5	7	*8	9	*10	11

NOTES

"*" denotes server. The "Greatest deficit overcome" only applies when the player ends up winning the game.

LEGEND

TM Men's Team



Detailed Team Match Results

Austria (AUT) 1 - 3 Republic of Korea (KOR)

Match 2: DOLLMANN Manfred (AUT) 0-3 KIM Jin Sung (KOR)

Match Summary		Match	Game 1	Game 2	Game 3	Game 4	Game 5
DOLLMANN Manfred	AUT	0	11	9	7		
KIM Jin Sung	KOR	3	13	11	11		
Duration		22min	7min	6min	6min		

Team Match No : TM3(1) Table : 1 Umpires : KARAU Bernhard (GER) TAMURA Nagako (JPN)

Player Statistics	DOLLMANN Manfred (AUT)						KIM Jin Sung (KOR)					
	Game					Match	Game					Match
	1	2	3	4	5		1	2	3	4	5	
Points won	11	9	7			27	13	11	11			35
Biggest lead	1	3	1			3	4	3	4			4
Points won on own serve	5	2	5			12	6	3	6			15
Points lost on own serve	7	8	5			20	6	7	2			15
Most consecutive points won	5	3	2			5	4	3	3			4
Greatest deficit overcome	-	-	-			-	1	3	1			3
Handedness/Grip	Right/Shakehand						Right/Shakehand					

Game/Match Statistics	Game					Match
	1	2	3	4	5	
Longest rally (strokes)	11	11	12			12
Average rally	5	5	6			5

Game Progress

1	DOLLMANN Manfred (AUT)	*0	0	*0	1	*3	4	*4	5	*7	9	*10	10	*11	11	11
	KIM Jin Sung (KOR)	0	*2	4	*5	5	*6	8	*9	9	*9	10	*11	11	*12	13
2	DOLLMANN Manfred (AUT)	0	*2	3	*4	4	*5	5	*7	7	*8	9				9
	KIM Jin Sung (KOR)	*0	0	*1	2	*4	5	*7	7	*9	10	11				11
3	DOLLMANN Manfred (AUT)	*0	1	*2	3	*3	4	*5	6	*6	7					
	KIM Jin Sung (KOR)	0	*1	2	*3	5	*6	7	*8	10	11					

NOTES

"*" denotes server. The "Greatest deficit overcome" only applies when the player ends up winning the game.

LEGEND

TM Men's Team



Detailed Team Match Results

Austria (AUT) 1 - 3 Republic of Korea (KOR)

Match 3: **KRAMMINGER Egon (AUT)** 3-1 **KIM Jin Sung (KOR)**

Match Summary		Match	Game 1	Game 2	Game 3	Game 4	Game 5
KRAMMINGER Egon	AUT	3	11	8	11	11	
KIM Jin Sung	KOR	1	2	11	9	7	
	Duration	26min	4min	5min	6min	7min	

Team Match No : TM3(1) Table : 1 Umpires : KARAU Bernhard (GER) TAMURA Nagako (JPN)

Player Statistics	KRAMMINGER Egon (AUT)						KIM Jin Sung (KOR)					
	Game					Match	Game					Match
	1	2	3	4	5		1	2	3	4	5	
Points won	11	8	11	11		41	2	11	9	7		29
Biggest lead	9	4	3	4		9	-	3	1	3		3
Points won on own serve	4	5	8	6		23	0	6	7	3		16
Points lost on own serve	2	5	2	4		13	7	3	3	5		18
Most consecutive points won	7	4	4	4		7	1	4	2	2		4
Greatest deficit overcome	-	-	1	3		3	-	4	-	-		4
Handedness/Grip	Right/Shakehand						Right/Shakehand					

Game/Match Statistics	Game					Match
	1	2	3	4	5	
Longest rally (strokes)	6	7	12	13		13
Average rally	4	3	3	5		4

Game Progress

1	KRAMMINGER Egon (AUT)	0	*2	4	*6	7	*9	10	11		
	KIM Jin Sung (KOR)	*0	0	*0	0	*1	1	*2	2		
2	KRAMMINGER Egon (AUT)	*0	1	*3	5	*5	6	*6	7	*8	8
	KIM Jin Sung (KOR)	0	*1	1	*1	3	*4	6	*7	8	*10
3	KRAMMINGER Egon (AUT)	0	*1	3	*4	5	*5	7	*7	8	*9
	KIM Jin Sung (KOR)	*0	1	*1	2	*3	5	*5	7	*8	9
4	KRAMMINGER Egon (AUT)	*0	0	*1	2	*4	5	*6	8	*9	11
	KIM Jin Sung (KOR)	0	*2	3	*4	4	*5	6	*6	7	7

NOTES

"*" denotes server. The "Greatest deficit overcome" only applies when the player ends up winning the game.

LEGEND

TM Men's Team



Detailed Team Match Results

Austria (AUT) 1 - 3 Republic of Korea (KOR)

Match 4: DOLLMANN Manfred (AUT) 0-3 KIM Jeong Seok (KOR)

Match Summary		Match	Game 1	Game 2	Game 3	Game 4	Game 5
DOLLMANN Manfred	AUT	0	5	5	8		
KIM Jeong Seok	KOR	3	11	11	11		
Duration		16min	4min	4min	5min		

Team Match No : TM3(1) Table : 1 Umpires : KARAU Bernhard (GER) TAMURA Nagako (JPN)

Player Statistics	DOLLMANN Manfred (AUT)						KIM Jeong Seok (KOR)					
	Game					Match	Game					Match
	1	2	3	4	5		1	2	3	4	5	
Points won	5	5	8			18	11	11	11			33
Biggest lead	-	1	2			2	7	6	4			7
Points won on own serve	3	2	7			12	6	5	8			19
Points lost on own serve	5	6	3			14	2	3	1			6
Most consecutive points won	2	2	2			2	4	7	3			7
Greatest deficit overcome	-	-	-			-	-	1	2			2
Handedness/Grip	Right/Shakehand						Right/Shakehand					

Game/Match Statistics	Game					Match
	1	2	3	4	5	
Longest rally (strokes)	15	13	11			15
Average rally	6	5	5			5

Game Progress

1	DOLLMANN Manfred (AUT)	*0	1	*1	2	*2	2	*3	4	5		
	KIM Jeong Seok (KOR)	0	*1	3	*4	6	*8	9	*10	11		
2	DOLLMANN Manfred (AUT)	0	*0	1	*3	4	*5	5	*5	5		
	KIM Jeong Seok (KOR)	*0	2	*3	3	*4	5	*7	9	11		
3	DOLLMANN Manfred (AUT)	*0	2	*2	3	*4	5	*5	6	*6	8	8
	KIM Jeong Seok (KOR)	0	*0	2	*3	4	*5	7	*8	10	*10	11

NOTES

"*" denotes server. The "Greatest deficit overcome" only applies when the player ends up winning the game.

LEGEND

TM Men's Team



Detailed Team Match Results

Spain (ESP) 1 - 3 France (FRA)

Team Match No : TM3(2) Table : 3 Umpires : BROWN David (GBR) TONGE Karen (GBR)

Match 1			Match	Game 1	Game 2	Game 3	Game 4	Game 5
A	PINAS Tomas	ESP	3	11	9	5	11	11
X	ROBIN Jean-Philippe	FRA	2	8	11	11	7	4
Duration of Match 1			38min	7min	6min	6min	8min	9min

Match 2			Match	Game 1	Game 2	Game 3	Game 4	Game 5
B	RODRIGUEZ Miguel	ESP	1	10	11	3	3	
Y	MERRIEN Florian	FRA	3	12	9	11	11	
Duration of Match 2			25min	6min	6min	4min	7min	

Match 3			Match	Game 1	Game 2	Game 3	Game 4	Game 5
A	PINAS Tomas	ESP	0	8	2	12		
Y	MERRIEN Florian	FRA	3	11	11	14		
Duration of Match 3			22min	6min	4min	11min		

Match 4			Match	Game 1	Game 2	Game 3	Game 4	Game 5
B	RODRIGUEZ Miguel	ESP	1	11	4	3	4	
X	ROBIN Jean-Philippe	FRA	3	9	11	11	11	
Duration of Match 4			22min	5min	4min	4min	5min	

Duration of Team Match	2h0min
------------------------	---------------

Player Statistics	Spain (ESP)					Team Match	France (FRA)					Team Match
	Match						Match					
	1	2	3	4	5		1	2	3	4	5	
Points won	47	27	20	22		116	41	43	36	42		162
Biggest lead	7	2	2	3		7	6	8	9	8		9
Points won on own serve	26	18	14	12		70	22	26	22	22		92
Points lost on own serve	19	17	14	20		70	21	9	6	10		46
Most consecutive points won	5	3	3	4		5	4	6	8	9		9
Greatest deficit overcome	1	2	-	1		2	2	2	2	1		2

Match/Team Match Statistics	Match					Team Match
	1	2	3	4	5	
Longest rally (strokes)	84	11	13	16		84
Average rally	10	4	5	6		7

NOTES
The "Greatest deficit overcome" only applies when the player/pair ends up winning the game.

LEGEND
TM Men's Team



Detailed Team Match Results

Spain (ESP) 1 - 3 France (FRA)

Match 1: PINAS Tomas (ESP) 3-2 ROBIN Jean-Philippe (FRA)

Match Summary		Match	Game 1	Game 2	Game 3	Game 4	Game 5
PINAS Tomas	ESP	3	11	9	5	11	11
ROBIN Jean-Philippe	FRA	2	8	11	11	7	4
	Duration	38min	7min	6min	6min	8min	9min

Team Match No : TM3(2) Table : 3 Umpires : BROWN David (GBR) TONGE Karen (GBR)

Player Statistics	PINAS Tomas (ESP)						ROBIN Jean-Philippe (FRA)					
	Game					Match	Game					Match
	1	2	3	4	5		1	2	3	4	5	
Points won	11	9	5	11	11	47	8	11	11	7	4	41
Biggest lead	3	2	-	4	7	7	1	2	6	-	-	6
Points won on own serve	5	7	3	6	5	26	4	8	5	3	2	22
Points lost on own serve	4	3	6	4	2	19	6	2	2	5	6	21
Most consecutive points won	4	2	2	3	5	5	2	3	4	3	2	4
Greatest deficit overcome	1	-	-	-	-	1	-	2	-	-	-	2
Handedness/Grip	Right/Shakehand						Right/Shakehand					

Game/Match Statistics	Game					Match
	1	2	3	4	5	
Longest rally (strokes)	16	18	26	60	84	84
Average rally	6	7	8	15	13	10

Game Progress

1	PINAS Tomas (ESP)	0	*1	2	*3	4	*6	7	*8	9	*10	11
	ROBIN Jean-Philippe (FRA)	*0	1	*2	3	*4	4	*5	6	*7	8	8
2	PINAS Tomas (ESP)	*0	2	*3	4	*4	6	*6	7	*7	8	9
	ROBIN Jean-Philippe (FRA)	0	*0	1	*2	4	*4	6	*7	9	*10	11
3	PINAS Tomas (ESP)	0	*0	1	*1	2	*3	*4	*5	5		
	ROBIN Jean-Philippe (FRA)	*0	2	*3	5	*6	7	8	9	11		
4	PINAS Tomas (ESP)	*0	2	*3	4	*5	5	*7	8	*9	11	
	ROBIN Jean-Philippe (FRA)	0	*0	1	*2	3	*5	5	*6	7	7	
5	PINAS Tomas (ESP)	0	*1	3	*5	6	*7	8	*10	11		
	ROBIN Jean-Philippe (FRA)	*0	1	*1	1	*2	3	*4	4	4		

NOTES
 "*" denotes server. The "Greatest deficit overcome" only applies when the player ends up winning the game.

LEGEND
 TM Men's Team



Detailed Team Match Results

Spain (ESP) 1 - 3 France (FRA)

Match 2: RODRIGUEZ Miguel (ESP) 1-3 MERRIEN Florian (FRA)

Match Summary		Match	Game 1	Game 2	Game 3	Game 4	Game 5
RODRIGUEZ Miguel	ESP	1	10	11	3	3	
MERRIEN Florian	FRA	3	12	9	11	11	
Duration		25min	6min	6min	4min	7min	

Team Match No : TM3(2) Table : 3 Umpires : BROWN David (GBR) TONGE Karen (GBR)

Player Statistics	RODRIGUEZ Miguel (ESP)						MERRIEN Florian (FRA)					
	Game					Match	Game					Match
	1	2	3	4	5		1	2	3	4	5	
Points won	10	11	3	3		27	12	9	11	11		43
Biggest lead	2	2	-	-		2	2	2	8	8		8
Points won on own serve	6	7	2	3		18	7	6	5	8		26
Points lost on own serve	5	3	6	3		17	4	4	1	0		9
Most consecutive points won	3	3	1	2		3	4	2	4	6		6
Greatest deficit overcome	-	2	-	-		2	2	-	-	-		2
Handedness/Grip	Right/Shakehand						Left/Shakehand					

Game/Match Statistics	Game					Match
	1	2	3	4	5	
Longest rally (strokes)	7	8	11	8		11
Average rally	4	4	4	4		4

Game Progress

1	RODRIGUEZ Miguel (ESP)	*0	2	*2	3	*4	4	*6	7	*8	10	*10	10	10
	MERRIEN Florian (FRA)	0	*0	2	*3	4	*6	6	*7	8	*8	10	*11	12
2	RODRIGUEZ Miguel (ESP)	0	*0	2	*3	5	*6	6	*7	9	*10	11		
	MERRIEN Florian (FRA)	*0	2	*2	3	*3	4	*6	7	*7	8	9		
3	RODRIGUEZ Miguel (ESP)	*0	1	*1	2	*2	2	*3	3					
	MERRIEN Florian (FRA)	0	*1	3	*4	6	*8	9	11					
4	RODRIGUEZ Miguel (ESP)	0	*0	1	*1	3	*3	3	3					
	MERRIEN Florian (FRA)	*0	2	*3	5	*5	7	*9	11					

NOTES

"*" denotes server. The "Greatest deficit overcome" only applies when the player ends up winning the game.

LEGEND

TM Men's Team



Detailed Team Match Results

Spain (ESP) 1 - 3 France (FRA)

Match 3: PINAS Tomas (ESP) 0-3 MERRIEN Florian (FRA)

Match Summary		Match	Game 1	Game 2	Game 3	Game 4	Game 5
PINAS Tomas	ESP	0	8	2	12		
MERRIEN Florian	FRA	3	11	11	14		
Duration		22min	6min	4min	11min		

Team Match No : TM3(2) Table : 3 Umpires : BROWN David (GBR) TONGE Karen (GBR)

Player Statistics	PINAS Tomas (ESP)						MERRIEN Florian (FRA)					
	Game					Match	Game					Match
	1	2	3	4	5		1	2	3	4	5	
Points won	6	2	12			20	11	11	14			36
Biggest lead	2	-	2			2	3	9	2			9
Points won on own serve	5	2	7			14	8	6	8			22
Points lost on own serve	3	5	6			14	1	0	5			6
Most consecutive points won	2	1	3			3	3	8	4			8
Greatest deficit overcome	-	-	-			-	2	-	2			2
Handedness/Grip	Right/Shakehand						Left/Shakehand					

Game/Match Statistics	Game					Match
	1	2	3	4	5	
Longest rally (strokes)	12	9	13			13
Average rally	5	4	6			5

Game Progress

1	PINAS Tomas (ESP)	*0	2	*2	4	*5	6	*6	7	*7	8	8						
	MERRIEN Florian (FRA)	0	*0	2	*2	3	*4	6	*7	9	*10	11						
2	PINAS Tomas (ESP)	0	*1	1	*2	2	*2	2	2			2						
	MERRIEN Florian (FRA)	*0	1	*3	4	*6	8	*10	11			11						
3	PINAS Tomas (ESP)	*0	1	*2	4	*4	4	*6	7	*8	9	*10	11	*11	12	*12	12	12
	MERRIEN Florian (FRA)	0	*1	2	*2	4	*6	6	*7	8	*9	10	*10	11	*11	12	*13	14

NOTES

"*" denotes server. The "Greatest deficit overcome" only applies when the player ends up winning the game.

LEGEND

TM Men's Team



Detailed Team Match Results

Spain (ESP) 1 - 3 France (FRA)

Match 4: RODRIGUEZ Miguel (ESP) 1-3 ROBIN Jean-Philippe (FRA)

Match Summary		Match	Game 1	Game 2	Game 3	Game 4	Game 5
RODRIGUEZ Miguel	ESP	1	11	4	3	4	
ROBIN Jean-Philippe	FRA	3	9	11	11	11	
Duration		22min	5min	4min	4min	5min	

Team Match No : TM3(2) Table : 3 Umpires : BROWN David (GBR) TONGE Karen (GBR)

Player Statistics	RODRIGUEZ Miguel (ESP)						ROBIN Jean-Philippe (FRA)					
	Game					Match	Game					Match
	1	2	3	4	5		1	2	3	4	5	
Points won	11	4	3	4		22	9	11	11	11		42
Biggest lead	3	-	1	-		3	1	7	8	7		8
Points won on own serve	6	2	2	2		12	5	6	5	6		22
Points lost on own serve	4	5	6	5		20	5	2	1	2		10
Most consecutive points won	4	1	2	2		4	2	4	9	4		9
Greatest deficit overcome	1	-	-	-		1	-	-	1	-		1
Handedness/Grip	Right/Shakehand						Right/Shakehand					

Game/Match Statistics	Game					Match
	1	2	3	4	5	
Longest rally (strokes)	15	11	16	16		16
Average rally	6	5	6	7		6

Game Progress

1	RODRIGUEZ Miguel (ESP)	*0	1	*2	3	*5	6	*7	8	*8	10	11
	ROBIN Jean-Philippe (FRA)	0	*1	2	*3	3	*4	5	*6	8	*8	9
2	RODRIGUEZ Miguel (ESP)	0	*0	1	*2	2	*3	4	*4			4
	ROBIN Jean-Philippe (FRA)	*0	2	*3	4	*6	7	*8	10			11
3	RODRIGUEZ Miguel (ESP)	*0	1	*2	3	*3	3	*3				3
	ROBIN Jean-Philippe (FRA)	0	*1	2	*3	5	*7	9				11
4	RODRIGUEZ Miguel (ESP)	0	*0	1	*2	2	*3	4	*4			4
	ROBIN Jean-Philippe (FRA)	*0	2	*3	4	*6	7	*8	10			11

NOTES

"*" denotes server. The "Greatest deficit overcome" only applies when the player ends up winning the game.

LEGEND

TM Men's Team



Detailed Team Match Results

Argentina (ARG) 1 - 3 Germany (GER)

Team Match No : TM3(3) Table : 5 Umpires : MONTFORT Neil (AUS) REYNOLDS Mick (GBR)

Match 1			Match	Game 1	Game 2	Game 3	Game 4	Game 5
A	COPOLA Gabriel	ARG	0	3	9	10		
X	BRUECHLE Thomas	GER	3	11	11	12		
Duration of Match 1			19min	4min	6min	7min		

Match 2			Match	Game 1	Game 2	Game 3	Game 4	Game 5
B	EBERHARDT Fernando	ARG	0	3	1	3		
Y	GUERTLER Jan	GER	3	11	11	11		
Duration of Match 2			13min	3min	3min	3min		

Match 3			Match	Game 1	Game 2	Game 3	Game 4	Game 5
A	COPOLA Gabriel	ARG	3	11	9	8	11	14
Y	GUERTLER Jan	GER	2	9	11	11	3	12
Duration of Match 3			31min	5min	5min	5min	4min	9min

Match 4			Match	Game 1	Game 2	Game 3	Game 4	Game 5
B	EBERHARDT Fernando	ARG	0	2	3	3		
X	BRUECHLE Thomas	GER	3	11	11	11		
Duration of Match 4			12min	3min	3min	4min		

Duration of Team Match	1h27min
------------------------	---------

Player Statistics	Argentina (ARG)					Team Match	Germany (GER)					Team Match
	Match						Match					
	1	2	3	4	5		1	2	3	4	5	
Points won	22	7	53	8		90	34	33	46	33		146
Biggest lead	2	1	8	-		8	8	10	3	9		10
Points won on own serve	12	4	27	4		47	17	19	22	16		74
Points lost on own serve	17	14	24	17		72	10	3	26	4		43
Most consecutive points won	3	2	5	2		5	7	10	4	8		10
Greatest deficit overcome	-	-	1	-		1	2	1	2	-		2

Match/Team Match Statistics	Match					Team Match
	1	2	3	4	5	
Longest rally (strokes)	16	12	16	6		16
Average rally	5	3	5	3		4

NOTES
The "Greatest deficit overcome" only applies when the player/pair ends up winning the game.

LEGEND
TM Men's Team



Detailed Team Match Results

Argentina (ARG) 1 - 3 Germany (GER)

Match 1: COPOLA Gabriel (ARG) 0-3 BRUECHLE Thomas (GER)

Match Summary		Match	Game 1	Game 2	Game 3	Game 4	Game 5
COPOLA Gabriel	ARG	0	3	9	10		
BRUECHLE Thomas	GER	3	11	11	12		
Duration		19min	4min	6min	7min		

Team Match No : TM3(3) Table : 5 Umpires : MONTFORT Neil (AUS) REYNOLDS Mick (GBR)

Player Statistics	COPOLA Gabriel (ARG)						Match	BRUECHLE Thomas (GER)						Match
	Game					Match		Game					Match	
	1	2	3	4	5			1	2	3	4	5		
Points won	3	9	10			22	11	11	12			34		
Biggest lead	2	2	2			2	8	4	2			8		
Points won on own serve	1	5	6			12	4	6	7			17		
Points lost on own serve	7	5	5			17	2	4	4			10		
Most consecutive points won	2	3	2			3	7	4	3			7		
Greatest deficit overcome	-	-	-			-	2	2	2			2		
Handedness/Grip	Right/Shakehand							Right/Shakehand						

Game/Match Statistics	Game					Match
	1	2	3	4	5	
Longest rally (strokes)	9	16	14			16
Average rally	5	5	6			5

Game Progress

1	COPOLA Gabriel (ARG)	0	*2	*2	2	*2	3	*3	3					
	BRUECHLE Thomas (GER)	*0	0	2	*4	6	*7	9	11					
2	COPOLA Gabriel (ARG)	*0	2	*2	3	*3	3	*5	6	*8	9	9		
	BRUECHLE Thomas (GER)	0	*0	2	*3	5	*7	7	*8	8	*9	11		
3	COPOLA Gabriel (ARG)	0	*1	3	*4	5	*5	6	*7	8	*9	10	*10	10
	BRUECHLE Thomas (GER)	*0	1	*1	2	*3	5	*6	7	*8	9	*10	11	12

NOTES

"*" denotes server. The "Greatest deficit overcome" only applies when the player ends up winning the game.

LEGEND

TM Men's Team



Detailed Team Match Results

Argentina (ARG) 1 - 3 Germany (GER)

Match 2: EBERHARDT Fernando (ARG) 0-3 GUERTLER Jan (GER)

Match Summary		Match	Game 1	Game 2	Game 3	Game 4	Game 5
EBERHARDT Fernando	ARG	0	3	1	3		
GUERTLER Jan	GER	3	11	11	11		
Duration		13min	3min	3min	3min		

Team Match No : TM3(3) Table : 5 Umpires : MONTFORT Neil (AUS) REYNOLDS Mick (GBR)

Player Statistics	EBERHARDT Fernando (ARG)						GUERTLER Jan (GER)					
	Game					Match	Game					Match
	1	2	3	4	5		1	2	3	4	5	
Points won	3	1	3			7	11	11	11			33
Biggest lead	1	-	-			1	8	10	8			10
Points won on own serve	2	0	2			4	7	5	7			19
Points lost on own serve	4	6	4			14	1	1	1			3
Most consecutive points won	2	1	2			2	7	10	5			10
Greatest deficit overcome	-	-	-			-	1	-	-			1
Handedness/Grip	Right/Shakehand						Right/Shakehand					

Game/Match Statistics	Game					Match
	1	2	3	4	5	
Longest rally (strokes)	4	12	7			12
Average rally	2	4	3			3

Game Progress

1	EBERHARDT Fernando (ARG)	0	*1	2	*2	2	*2	3	3
	GUERTLER Jan (GER)	*0	1	*2	4	*6	8	*9	11
2	EBERHARDT Fernando (ARG)	*0	0	*0	0	*0	0	1	
	GUERTLER Jan (GER)	0	*2	4	*6	8	*10	11	
3	EBERHARDT Fernando (ARG)	0	*0	2	*2	2	*3	3	3
	GUERTLER Jan (GER)	*0	2	*2	4	*6	7	*9	11

NOTES
 "*" denotes server. The "Greatest deficit overcome" only applies when the player ends up winning the game.

LEGEND
 TM Men's Team



Detailed Team Match Results

Argentina (ARG) 1 - 3 Germany (GER)

Match 3: **COPOLA Gabriel (ARG)** 3-2 **GUERTLER Jan (GER)**

Match Summary		Match	Game 1	Game 2	Game 3	Game 4	Game 5
COPOLA Gabriel	ARG	3	11	9	8	11	14
GUERTLER Jan	GER	2	9	11	11	3	12
	Duration	31min	5min	5min	5min	4min	9min

Team Match No : TM3(3) Table : 5 Umpires : MONTFORT Neil (AUS) REYNOLDS Mick (GBR)

Player Statistics	COPOLA Gabriel (ARG)						GUERTLER Jan (GER)					
	Game					Match	Game					Match
	1	2	3	4	5		1	2	3	4	5	
Points won	11	9	8	11	14	53	9	11	11	3	12	46
Biggest lead	5	2	1	8	5	8	-	2	3	-	1	3
Points won on own serve	7	6	2	6	6	27	5	7	4	1	5	22
Points lost on own serve	4	4	7	2	7	24	4	3	6	5	8	26
Most consecutive points won	3	2	2	5	5	5	4	3	3	2	4	4
Greatest deficit overcome	-	-	-	-	1	1	-	2	1	-	-	2
Handedness/Grip	Right/Shakehand						Right/Shakehand					

Game/Match Statistics	Game					Match
	1	2	3	4	5	
Longest rally (strokes)	9	11	11	12	16	16
Average rally	4	5	5	6	6	5

Game Progress

1	COPOLA Gabriel (ARG)	0	*2	*3	5	*6	7	8	*9	10	*10	11						
	GUERTLER Jan (GER)	*0	0	1	*1	2	*3	*4	5	*6	8	9						
2	COPOLA Gabriel (ARG)	*0	2	*3	3	*4	5	*6	7	*7	9	9						
	GUERTLER Jan (GER)	0	*0	1	*3	4	*5	6	*7	9	*9	11						
3	COPOLA Gabriel (ARG)	0	*1	2	*3	4	*5	5	*7	7	*8	8						
	GUERTLER Jan (GER)	*0	1	*2	3	*4	5	*7	7	*9	10	11						
4	COPOLA Gabriel (ARG)	*0	2	*4	5	*6	7	*9	11									
	GUERTLER Jan (GER)	0	*0	0	*1	2	*3	3	3									
5	COPOLA Gabriel (ARG)	0	*2	4	*5	5	*6	7	*8	9	*10	10	*10	11	*12	12	*13	14
	GUERTLER Jan (GER)	*0	0	*0	1	*3	4	*5	6	*7	8	*10	11	*11	11	*12	12	12

NOTES
 "*" denotes server. The "Greatest deficit overcome" only applies when the player ends up winning the game.

LEGEND
 TM Men's Team



Detailed Team Match Results

Argentina (ARG) 1 - 3 Germany (GER)

Match 4: EBERHARDT Fernando (ARG) 0-3 BRUECHLE Thomas (GER)

Match Summary		Match	Game 1	Game 2	Game 3	Game 4	Game 5
EBERHARDT Fernando	ARG	0	2	3	3		
BRUECHLE Thomas	GER	3	11	11	11		
Duration		12min	3min	3min	4min		

Team Match No : TM3(3) Table : 5 Umpires : MONTFORT Neil (AUS) REYNOLDS Mick (GBR)

Player Statistics	EBERHARDT Fernando (ARG)						BRUECHLE Thomas (GER)					
	Game					Match	Game					Match
	1	2	3	4	5		1	2	3	4	5	
Points won	2	3	3			8	11	11	11			33
Biggest lead	-	-	-			-	9	8	8			9
Points won on own serve	1	1	2			4	5	6	5			16
Points lost on own serve	6	5	6			17	1	2	1			4
Most consecutive points won	1	2	1			2	8	5	5			8
Greatest deficit overcome	-	-	-			-	-	-	-			-
Handedness/Grip	Right/Shakehand						Right/Shakehand					

Game/Match Statistics	Game					Match
	1	2	3	4	5	
Longest rally (strokes)	5	5	6			6
Average rally	3	3	3			3

Game Progress

1	EBERHARDT Fernando (ARG)	*0	1	*1	1	*1	1	*2	2
	BRUECHLE Thomas (GER)	0	*1	3	*5	7	*9	10	11
2	EBERHARDT Fernando (ARG)	0	*0	0	*1	2	*2	2	3
	BRUECHLE Thomas (GER)	*0	2	*4	5	*6	8	*10	11
3	EBERHARDT Fernando (ARG)	*0	0	*0	1	*2	2	*2	3
	BRUECHLE Thomas (GER)	0	*2	4	*5	6	*8	10	11

NOTES

"*" denotes server. The "Greatest deficit overcome" only applies when the player ends up winning the game.

LEGEND

TM Men's Team



Detailed Team Match Results

People's Republic of China (CHN) 3 - 0 Republic of Korea (KOR)

Team Match No : TM3(5) Table : 5 Umpires : KARAU Bernhard (GER) TAMURA Nagako (JPN)

Match 1			Match	Game 1	Game 2	Game 3	Game 4	Game 5
A	FENG Panfeng	CHN	3	11	11	11		
X	KIM Jin Sung	KOR	0	9	8	7		
Duration of Match 1			25min	8min	8min	7min		

Match 2			Match	Game 1	Game 2	Game 3	Game 4	Game 5
B	ZHAO Ping	CHN	3	11	11	11	11	
Y	KIM Jeong Seok	KOR	1	6	13	3	6	
Duration of Match 2			24min	5min	6min	4min	5min	

Match 3			Match	Game 1	Game 2	Game 3	Game 4	Game 5
A	FENG Panfeng	CHN	3	11	7	11	11	
Y	KIM Jeong Seok	KOR	1	7	11	1	6	
Duration of Match 3			24min	5min	6min	4min	6min	

Duration of Team Match	1h23min
------------------------	----------------

Player Statistics	People's Republic of China (CHN)					Republic of Korea (KOR)						
	Match				Team Match	Match				Team Match		
	1	2	3	4		5	1	2	3		4	5
Points won	33	44	40			117	24	28	25			77
Biggest lead	4	8	10			10	3	2	7			7
Points won on own serve	16	27	21			64	12	18	13			43
Points lost on own serve	12	10	12			34	17	17	19			53
Most consecutive points won	3	5	10			10	2	3	7			7
Greatest deficit overcome	3	2	1			3	-	1	-			1

Match/Team Match Statistics	Match					Team Match
	1	2	3	4	5	
Longest rally (strokes)	10	11	20			20
Average rally	5	4	5			5

NOTES
The "Greatest deficit overcome" only applies when the player/pair ends up winning the game.

LEGEND
TM Men's Team



Detailed Team Match Results

People's Republic of China (CHN) **3 - 0** Republic of Korea (KOR)

Match 1: **FENG Panfeng (CHN)** **3-0** **KIM Jin Sung (KOR)**

Match Summary		Match	Game 1	Game 2	Game 3	Game 4	Game 5
FENG Panfeng	CHN	3	11	11	11		
KIM Jin Sung	KOR	0	9	8	7		
	Duration	25min	8min	8min	7min		

Team Match No : TM3(5) Table : 5 Umpires : KARAU Bernhard (GER) TAMURA Nagako (JPN)

Player Statistics	FENG Panfeng (CHN)						KIM Jin Sung (KOR)					
	Game					Match	Game					Match
	1	2	3	4	5		1	2	3	4	5	
Points won	11	11	11			33	9	8	7			24
Biggest lead	2	3	4			4	3	2	1			3
Points won on own serve	6	3	7			16	5	1	6			12
Points lost on own serve	4	7	1			12	5	8	4			17
Most consecutive points won	3	3	3			3	2	2	2			2
Greatest deficit overcome	3	2	1			3	-	-	-			-
Handedness/Grip	Right/Shakehand						Right/Shakehand					

Game/Match Statistics	Game					Match
	1	2	3	4	5	
Longest rally (strokes)	9	9	10			10
Average rally	5	5	5			5

Game Progress

1	FENG Panfeng (CHN)	0	*0	1	*2	3	*5	6	*7	8	*9	11
	KIM Jin Sung (KOR)	*0	2	*3	4	*5	5	*6	7	*8	9	9
2	FENG Panfeng (CHN)	*0	0	*1	2	*4	4	*6	7	*9	10	11
	KIM Jin Sung (KOR)	0	*2	3	*4	4	*6	6	*7	7	*8	8
3	FENG Panfeng (CHN)	0	*1	3	*3	5	*6	7	*8	10	11	
	KIM Jin Sung (KOR)	*0	1	*1	3	*3	4	*5	6	*6	7	

NOTES

"*" denotes server. The "Greatest deficit overcome" only applies when the player ends up winning the game.

LEGEND

TM Men's Team



Detailed Team Match Results

People's Republic of China (CHN) **3 - 0** Republic of Korea (KOR)

Match 2: **ZHAO Ping (CHN)** **3-1** **KIM Jeong Seok (KOR)**

Match Summary		Match	Game 1	Game 2	Game 3	Game 4	Game 5
ZHAO Ping	CHN	3	11	11	11	11	
KIM Jeong Seok	KOR	1	6	13	3	6	
	Duration	24min	5min	6min	4min	5min	

Team Match No : TM3(5) Table : 5 Umpires : KARAU Bernhard (GER) TAMURA Nagako (JPN)

Player Statistics	ZHAO Ping (CHN)						KIM Jeong Seok (KOR)					
	Game					Match	Game					Match
	1	2	3	4	5		1	2	3	4	5	
Points won	11	11	11	11		44	6	13	3	6		28
Biggest lead	5	1	8	7		8	2	2	-	-		2
Points won on own serve	7	6	8	6		27	4	7	3	4		18
Points lost on own serve	2	6	0	2		10	4	5	3	5		17
Most consecutive points won	4	2	3	5		5	2	3	1	2		3
Greatest deficit overcome	2	-	-	-		2	-	1	-	-		1
Handedness/Grip	Right/Shakehand						Right/Shakehand					

Game/Match Statistics	Game					Match
	1	2	3	4	5	
Longest rally (strokes)	11	10	9	9		11
Average rally	5	4	4	4		4

Game Progress

1	ZHAO Ping (CHN)	*0	1	*1	3	*4	5	*7	9	*10	11					
	KIM Jeong Seok (KOR)	0	*1	3	*3	4	*5	5	*5	6	6					
2	ZHAO Ping (CHN)	0	*1	2	*3	4	*5	6	*7	7	*8	10	*10	11	*11	11
	KIM Jeong Seok (KOR)	*0	1	*2	3	*4	5	*6	7	*9	10	*10	11	*11	12	13
3	ZHAO Ping (CHN)	*0	2	*3	5	*6	8	*9	11							
	KIM Jeong Seok (KOR)	0	*0	1	*1	2	*2	3	3							
4	ZHAO Ping (CHN)	0	*2	4	*5	7	*8	9	*9	10	11					
	KIM Jeong Seok (KOR)	*0	0	*0	1	*1	2	*3	5	*6	6					

NOTES

"*" denotes server. The "Greatest deficit overcome" only applies when the player ends up winning the game.

LEGEND

TM Men's Team



Detailed Team Match Results

People's Republic of China (CHN) **3 - 0** Republic of Korea (KOR)

Match 3: **FENG Panfeng (CHN)** **3-1** **KIM Jeong Seok (KOR)**

Match Summary		Match	Game 1	Game 2	Game 3	Game 4	Game 5
FENG Panfeng	CHN	3	11	7	11	11	
KIM Jeong Seok	KOR	1	7	11	1	6	
	Duration	24min	5min	6min	4min	6min	

Team Match No : TM3(5) Table : 5 Umpires : KARAU Bernhard (GER) TAMURA Nagako (JPN)

Player Statistics	FENG Panfeng (CHN)						KIM Jeong Seok (KOR)					
	Game					Match	Game					Match
	1	2	3	4	5		1	2	3	4	5	
Points won	11	7	11	11		40	7	11	1	6		25
Biggest lead	4	-	10	8		10	1	7	-	-		7
Points won on own serve	5	4	5	7		21	4	5	0	4		13
Points lost on own serve	3	6	1	2		12	6	3	6	4		19
Most consecutive points won	3	3	10	7		10	3	7	1	4		7
Greatest deficit overcome	1	-	-	-		1	-	-	-	-		-
Handedness/Grip	Right/Shakehand						Right/Shakehand					

Game/Match Statistics	Game					Match
	1	2	3	4	5	
Longest rally (strokes)	11	17	20	18		20
Average rally	4	6	6	5		5

Game Progress

1	FENG Panfeng (CHN)	0	*1	3	*3	4	*6	7	*8	9	11
	KIM Jeong Seok (KOR)	*0	1	*1	3	*4	4	*5	6	*7	7
2	FENG Panfeng (CHN)	*0	0	*0	0	*1	2	*3	5	*6	7
	KIM Jeong Seok (KOR)	0	*2	4	*6	7	*8	9	*9	10	11
3	FENG Panfeng (CHN)	0	*2	4	*6	8	*10	11			
	KIM Jeong Seok (KOR)	*0	0	*0	0	*0	0	1			
4	FENG Panfeng (CHN)	*0	2	*3	5	*7	9	*10	10	*10	11
	KIM Jeong Seok (KOR)	0	*0	1	*1	1	*1	2	*4	6	6

NOTES

"*" denotes server. The "Greatest deficit overcome" only applies when the player ends up winning the game.

LEGEND

TM Men's Team



Detailed Team Match Results

France (FRA) **0 - 3** Germany (GER)

Team Match No : TM3(6) Table : 7 Umpires : BORODAVCHENKO Igor (RUS) le PAGE Tim (GBR)

Match 1			Match	Game 1	Game 2	Game 3	Game 4	Game 5
A	MERRIEN Florian	FRA	2	11	9	10	11	4
X	BRUECHLE Thomas	GER	3	5	11	12	4	11
Duration of Match 1			32min	4min	6min	7min	5min	5min

Match 2			Match	Game 1	Game 2	Game 3	Game 4	Game 5
B	ROBIN Jean-Philippe	FRA	0	4	9	7		
Y	SCHMIDBERGER Thomas	GER	3	11	11	11		
Duration of Match 2			15min	3min	5min	4min		

Match 3			Match	Game 1	Game 2	Game 3	Game 4	Game 5
A	MERRIEN Florian	FRA	0	3	7	7		
Y	SCHMIDBERGER Thomas	GER	3	11	11	11		
Duration of Match 3			16min	4min	5min	4min		

Duration of Team Match	1h13min
------------------------	---------

Player Statistics	France (FRA)					Team Match	Germany (GER)					Team Match
	Match						Match					
	1	2	3	4	5		1	2	3	4	5	
Points won	45	20	17			82	43	33	33			109
Biggest lead	7	2	4			7	7	7	8			8
Points won on own serve	24	11	9			44	23	16	18			57
Points lost on own serve	20	17	15			52	21	9	8			38
Most consecutive points won	5	3	4			5	6	6	5			6
Greatest deficit overcome	-	-	-			-	3	2	4			4

Match/Team Match Statistics	Match					Team Match
	1	2	3	4	5	
Longest rally (strokes)	22	18	20			22
Average rally	8	5	6			7

NOTES
The "Greatest deficit overcome" only applies when the player/pair ends up winning the game.

LEGEND
TM Men's Team



Detailed Team Match Results

France (FRA) **0 - 3** Germany (GER)

Match 1: MERRIEN Florian (FRA) **2-3** BRUECHLE Thomas (GER)

Match Summary		Match	Game 1	Game 2	Game 3	Game 4	Game 5
MERRIEN Florian	FRA	2	11	9	10	11	4
BRUECHLE Thomas	GER	3	5	11	12	4	11
Duration		32min	4min	6min	7min	5min	5min

Team Match No : TM3(6) Table : 7 Umpires : BORODAVCHENKO Igor (RUS) le PAGE Tim (GBR)

Player Statistics	MERRIEN Florian (FRA)						BRUECHLE Thomas (GER)					
	Game					Match	Game					Match
	1	2	3	4	5		1	2	3	4	5	
Points won	11	9	10	11	4	45	5	11	12	4	11	43
Biggest lead	6	2	3	7	-	7	-	4	2	-	7	7
Points won on own serve	4	7	5	5	3	24	1	8	6	1	7	23
Points lost on own serve	4	3	6	3	4	20	7	2	5	6	1	21
Most consecutive points won	4	3	4	5	1	5	2	6	3	2	3	6
Greatest deficit overcome	-	-	-	-	-	-	-	2	3	-	-	3
Handedness/Grip	Left/Shakehand						Right/Shakehand					

Game/Match Statistics	Game					Match
	1	2	3	4	5	
Longest rally (strokes)	10	17	22	14	14	22
Average rally	5	8	9	7	8	8

Game Progress

1	MERRIEN Florian (FRA)	0	*2	3	*5	5	*7	9	*10	11				
	BRUECHLE Thomas (GER)	*0	0	*1	1	*3	3	*3	4	5				
2	MERRIEN Florian (FRA)	*0	1	*2	4	*4	4	*4	6	*6	8	9		
	BRUECHLE Thomas (GER)	0	*1	2	*2	4	*6	8	*8	10	*10	11		
3	MERRIEN Florian (FRA)	0	*1	2	*4	5	*6	6	*7	8	*8	10	*10	10
	BRUECHLE Thomas (GER)	*0	1	*2	2	*3	4	*6	7	*8	10	*10	11	12
4	MERRIEN Florian (FRA)	*0	1	*2	4	*6	6	*8	10	11				
	BRUECHLE Thomas (GER)	0	*1	2	*2	2	*4	4	*4	4				
5	MERRIEN Florian (FRA)	0	*0	1	*1	2	*2	3	*4	4				
	BRUECHLE Thomas (GER)	*0	2	*3	5	*6	8	*9	10	11				

NOTES
 "*" denotes server. The "Greatest deficit overcome" only applies when the player ends up winning the game.

LEGEND
 TM Men's Team



Detailed Team Match Results

France (FRA) **0 - 3** Germany (GER)

Match 2: ROBIN Jean-Philippe (FRA) **0-3** SCHMIDBERGER Thomas (GER)

Match Summary		Match	Game 1	Game 2	Game 3	Game 4	Game 5
ROBIN Jean-Philippe	FRA	0	4	9	7		
SCHMIDBERGER Thomas	GER	3	11	11	11		
Duration		15min	3min	5min	4min		

Team Match No : TM3(6) Table : 7 Umpires : BORODAVCHENKO Igor (RUS) le PAGE Tim (GBR)

Player Statistics	ROBIN Jean-Philippe (FRA)						SCHMIDBERGER Thomas (GER)					
	Game					Match	Game					Match
	1	2	3	4	5		1	2	3	4	5	
Points won	4	9	7			20	11	11	11			33
Biggest lead	1	1	2			2	7	2	4			7
Points won on own serve	2	5	4			11	5	6	5			16
Points lost on own serve	6	5	6			17	2	4	3			9
Most consecutive points won	2	2	3			3	6	3	6			6
Greatest deficit overcome	-	-	-			-	1	1	2			2
Handedness/Grip	Right/Shakehand						Right/Shakehand					

Game/Match Statistics	Game					Match
	1	2	3	4	5	
Longest rally (strokes)	18	17	8			18
Average rally	5	7	4			5

Game Progress

1	ROBIN Jean-Philippe (FRA)	*0	1	*2	2	*3	4	*4	4	4		
	SCHMIDBERGER Thomas (GER)	0	*1	2	*4	5	*6	8	*10	11		
2	ROBIN Jean-Philippe (FRA)	0	*1	2	*3	4	*5	6	*7	8	*8	9
	SCHMIDBERGER Thomas (GER)	*0	1	*2	3	*4	5	*6	7	*8	10	11
3	ROBIN Jean-Philippe (FRA)	*0	1	*3	4	*4	4	*4	6	*7	7	
	SCHMIDBERGER Thomas (GER)	0	*1	1	*2	4	*6	8	*8	9	11	

NOTES

"*" denotes server. The "Greatest deficit overcome" only applies when the player ends up winning the game.

LEGEND

TM Men's Team



Detailed Team Match Results

France (FRA) **0 - 3** Germany (GER)

Match 3: MERRIEN Florian (FRA) **0-3** SCHMIDBERGER Thomas (GER)

Match Summary		Match	Game 1	Game 2	Game 3	Game 4	Game 5
MERRIEN Florian	FRA	0	3	7	7		
SCHMIDBERGER Thomas	GER	3	11	11	11		
Duration		16min	4min	5min	4min		

Team Match No : TM3(6) Table : 7 Umpires : BORODAVCHENKO Igor (RUS) le PAGE Tim (GBR)

Player Statistics	MERRIEN Florian (FRA)						SCHMIDBERGER Thomas (GER)					
	Game					Match	Game					Match
	1	2	3	4	5		1	2	3	4	5	
Points won	3	7	7			17	11	11	11			33
Biggest lead	-	4	-			4	8	4	4			8
Points won on own serve	1	4	4			9	6	5	7			18
Points lost on own serve	5	6	4			15	2	3	3			8
Most consecutive points won	2	4	3			4	5	4	4			5
Greatest deficit overcome	-	-	-			-	-	4	-			4
Handedness/Grip	Left/Shakehand						Right/Shakehand					

Game/Match Statistics	Game					Match
	1	2	3	4	5	
Longest rally (strokes)	14	20	14			20
Average rally	5	7	6			6

Game Progress

1	MERRIEN Florian (FRA)	0	*0	0	*1	2	*3	3	3
	SCHMIDBERGER Thomas (GER)	*0	2	*4	5	*6	7	*9	11
2	MERRIEN Florian (FRA)	*0	2	*4	4	*4	5	*5	6
	SCHMIDBERGER Thomas (GER)	0	*0	0	*2	4	*5	7	*8
3	MERRIEN Florian (FRA)	0	*1	2	*3	3	*3	5	*6
	SCHMIDBERGER Thomas (GER)	*0	1	*2	3	*5	7	*7	8

NOTES

"*" denotes server. The "Greatest deficit overcome" only applies when the player ends up winning the game.

LEGEND

TM Men's Team



Detailed Team Match Results

Republic of Korea (KOR) **1 - 3** France (FRA)

Team Match No : TM3(7) Table : 3 Umpires : GAMAL Abdel Nasser (EGY) EDWARDS David (GBR)

Match 1			Match	Game 1	Game 2	Game 3	Game 4	Game 5
A	KIM Jeong Seok	KOR	3	11	8	8	11	11
X	ROBIN Jean-Philippe	FRA	2	5	11	11	7	9
Duration of Match 1			34min	4min	5min	5min	5min	6min

Match 2			Match	Game 1	Game 2	Game 3	Game 4	Game 5
B	KIM Jin Sung	KOR	2	6	11	11	6	9
Y	MERRIEN Florian	FRA	3	11	7	9	11	11
Duration of Match 2			37min	5min	6min	6min	5min	6min

Match 3			Match	Game 1	Game 2	Game 3	Game 4	Game 5
A	KIM Jeong Seok	KOR	0	8	3	4		
Y	MERRIEN Florian	FRA	3	11	11	11		
Duration of Match 3			19min	5min	4min	4min		

Match 4			Match	Game 1	Game 2	Game 3	Game 4	Game 5
B	KIM Jin Sung	KOR	1	12	5	9	8	
X	ROBIN Jean-Philippe	FRA	3	10	11	11	11	
Duration of Match 4			35min	6min	5min	6min	8min	

Duration of Team Match	2h16min
------------------------	----------------

Player Statistics	Republic of Korea (KOR)					Team Match	France (FRA)					Team Match
	Match						Match					
	1	2	3	4	5		1	2	3	4	5	
Points won	49	43	15	34		141	43	49	33	43		168
Biggest lead	7	5	2	3		7	3	5	8	6		8
Points won on own serve	25	21	7	15		68	23	25	16	19		83
Points lost on own serve	20	24	17	24		85	24	22	8	19		73
Most consecutive points won	5	4	4	4		5	3	4	5	4		5
Greatest deficit overcome	1	2	-	1		2	3	2	2	-		3

Match/Team Match Statistics	Match					Team Match
	1	2	3	4	5	
Longest rally (strokes)	19	12	14	17		19
Average rally	6	5	6	7		6

NOTES
The "Greatest deficit overcome" only applies when the player/pair ends up winning the game.

LEGEND
TM Men's Team



Detailed Team Match Results

Republic of Korea (KOR) **1 - 3** France (FRA)

Match 1: **KIM Jeong Seok (KOR)** **3-2** **ROBIN Jean-Philippe (FRA)**

Match Summary		Match	Game 1	Game 2	Game 3	Game 4	Game 5
KIM Jeong Seok	KOR	3	11	8	8	11	11
ROBIN Jean-Philippe	FRA	2	5	11	11	7	9
	Duration	34min	4min	5min	5min	5min	6min

Team Match No : TM3(7) Table : 3 Umpires : GAMAL Abdel Nasser (EGY) EDWARDS David (GBR)

Player Statistics	KIM Jeong Seok (KOR)						ROBIN Jean-Philippe (FRA)					
	Game					Match	Game					Match
	1	2	3	4	5		1	2	3	4	5	
Points won	11	8	8	11	11	49	5	11	11	7	9	43
Biggest lead	7	3	2	4	3	7	-	3	3	1	-	3
Points won on own serve	5	4	5	7	4	25	2	6	6	6	3	23
Points lost on own serve	3	5	5	1	6	20	6	4	3	4	7	24
Most consecutive points won	5	3	2	3	2	5	2	3	3	2	3	3
Greatest deficit overcome	-	-	-	1	-	1	-	3	2	-	-	3
Handedness/Grip	Right/Shakehand						Right/Shakehand					

Game/Match Statistics	Game					Match
	1	2	3	4	5	
Longest rally (strokes)	9	15	14	10	19	19
Average rally	5	6	6	5	7	6

Game Progress

1	KIM Jeong Seok (KOR)	*0	2	*4	5	*6	7	*9	10	11		
	ROBIN Jean-Philippe (FRA)	0	*0	0	*1	2	*3	3	*4	5		
2	KIM Jeong Seok (KOR)	0	*1	3	*4	4	*5	6	*6	7	*8	8
	ROBIN Jean-Philippe (FRA)	*0	1	*1	2	*4	5	*6	8	*9	10	11
3	KIM Jeong Seok (KOR)	*0	2	*3	3	*4	4	*5	7	*7	8	8
	ROBIN Jean-Philippe (FRA)	0	*0	1	*3	4	*6	7	*7	9	*10	11
4	KIM Jeong Seok (KOR)	0	*1	2	*3	5	*5	7	*8	10	11	
	ROBIN Jean-Philippe (FRA)	*0	1	*2	3	*3	5	*5	6	*6	7	
5	KIM Jeong Seok (KOR)	*0	1	*3	4	*5	6	*7	8	*9	9	11
	ROBIN Jean-Philippe (FRA)	0	*1	1	*2	3	*4	5	*6	7	*9	9

NOTES
 "*" denotes server. The "Greatest deficit overcome" only applies when the player ends up winning the game.

LEGEND
 TM Men's Team



Detailed Team Match Results

Republic of Korea (KOR) **1 - 3** France (FRA)

Match 2: KIM Jin Sung (KOR) **2-3** MERRIEN Florian (FRA)

Match Summary		Match	Game 1	Game 2	Game 3	Game 4	Game 5
KIM Jin Sung	KOR	2	6	11	11	6	9
MERRIEN Florian	FRA	3	11	7	9	11	11
Duration		37min	5min	6min	6min	5min	6min

Team Match No : TM3(7) Table : 3 Umpires : GAMAL Abdel Nasser (EGY) EDWARDS David (GBR)

Player Statistics	KIM Jin Sung (KOR)						MERRIEN Florian (FRA)					
	Game					Match	Game					Match
	1	2	3	4	5		1	2	3	4	5	
Points won	6	11	11	6	9	43	11	7	9	11	11	49
Biggest lead	1	5	2	2	1	5	5	-	2	5	4	5
Points won on own serve	4	5	5	2	5	21	6	4	4	5	6	25
Points lost on own serve	5	3	5	6	5	24	2	6	6	4	4	22
Most consecutive points won	2	4	3	2	3	4	4	2	2	4	3	4
Greatest deficit overcome	-	-	2	-	-	2	1	-	-	2	1	2
Handedness/Grip	Right/Shakehand						Left/Shakehand					

Game/Match Statistics	Game					Match
	1	2	3	4	5	
Longest rally (strokes)	9	10	11	9	12	12
Average rally	5	5	5	4	6	5

Game Progress

1	KIM Jin Sung (KOR)	*0	1	*2	3	*4	5	*5	6	*6	6	
	MERRIEN Florian (FRA)	0	*1	2	*3	4	*5	7	*8	10	11	
2	KIM Jin Sung (KOR)	0	*2	4	*4	5	*7	8	*9	10	11	
	MERRIEN Florian (FRA)	*0	0	*0	2	*3	3	*4	5	*6	7	
3	KIM Jin Sung (KOR)	*0	1	*2	2	*3	5	*6	7	*8	9	11
	MERRIEN Florian (FRA)	0	*1	2	*4	5	*5	6	*7	8	*9	9
4	KIM Jin Sung (KOR)	0	*2	2	*3	3	*3	4	*5	6	6	
	MERRIEN Florian (FRA)	*0	0	*2	3	*5	7	*8	9	*10	11	
5	KIM Jin Sung (KOR)	*0	1	*2	2	*4	5	*5	6	*6	8	9
	MERRIEN Florian (FRA)	0	*1	2	*4	4	*5	7	*8	10	*10	11

NOTES

"*" denotes server. The "Greatest deficit overcome" only applies when the player ends up winning the game.

LEGEND

TM Men's Team



Detailed Team Match Results

Republic of Korea (KOR) **1 - 3** France (FRA)

Match 3: KIM Jeong Seok (KOR) **0-3** MERRIEN Florian (FRA)

Match Summary		Match	Game 1	Game 2	Game 3	Game 4	Game 5
KIM Jeong Seok	KOR	0	8	3	4		
MERRIEN Florian	FRA	3	11	11	11		
Duration		19min	5min	4min	4min		

Team Match No : TM3(7) Table : 3 Umpires : GAMAL Abdel Nasser (EGY) EDWARDS David (GBR)

Player Statistics	KIM Jeong Seok (KOR)						MERRIEN Florian (FRA)					
	Game					Match	Game					Match
	1	2	3	4	5		1	2	3	4	5	
Points won	8	3	4			15	11	11	11			33
Biggest lead	2	1	-			2	3	8	7			8
Points won on own serve	3	1	3			7	4	6	6			16
Points lost on own serve	7	5	5			17	5	2	1			8
Most consecutive points won	4	1	1			4	5	5	3			5
Greatest deficit overcome	-	-	-			-	2	1	-			2
Handedness/Grip	Right/Shakehand						Left/Shakehand					

Game/Match Statistics	Game					Match
	1	2	3	4	5	
Longest rally (strokes)	13	10	14			14
Average rally	6	5	6			6

Game Progress

1	KIM Jeong Seok (KOR)	*0	0	*1	2	*4	4	*6	8	*8	8	8
	MERRIEN Florian (FRA)	0	*2	3	*4	4	*6	6	*6	8	*10	11
2	KIM Jeong Seok (KOR)	0	*1	1	*2	2	*2	3	3			
	MERRIEN Florian (FRA)	*0	1	*3	4	*6	8	*9	11			
3	KIM Jeong Seok (KOR)	*0	0	*1	2	*2	3	*3	4	4		
	MERRIEN Florian (FRA)	0	*2	3	*4	6	*7	9	*10	11		

NOTES

"*" denotes server. The "Greatest deficit overcome" only applies when the player ends up winning the game.

LEGEND

TM Men's Team



Detailed Team Match Results

Republic of Korea (KOR) **1 - 3** France (FRA)

Match 4: KIM Jin Sung (KOR) **1-3** ROBIN Jean-Philippe (FRA)

Match Summary		Match	Game 1	Game 2	Game 3	Game 4	Game 5
KIM Jin Sung	KOR	1	12	5	9	8	
ROBIN Jean-Philippe	FRA	3	10	11	11	11	
Duration		35min	6min	5min	6min	8min	

Team Match No : TM3(7) Table : 3 Umpires : GAMAL Abdel Nasser (EGY) EDWARDS David (GBR)

Player Statistics	KIM Jin Sung (KOR)						ROBIN Jean-Philippe (FRA)					
	Game					Match	Game					Match
	1	2	3	4	5		1	2	3	4	5	
Points won	12	5	9	8		34	10	11	11	11		43
Biggest lead	3	-	-	-		3	1	6	5	5		6
Points won on own serve	5	2	4	4		15	4	5	5	5		19
Points lost on own serve	6	6	6	6		24	7	3	5	4		19
Most consecutive points won	3	2	4	3		4	3	3	4	3		4
Greatest deficit overcome	1	-	-	-		1	-	-	-	-		-
Handedness/Grip	Right/Shakehand						Right/Shakehand					

Game/Match Statistics	Game					Match
	1	2	3	4	5	
Longest rally (strokes)	15	16	17	16		17
Average rally	5	7	6	8		7

Game Progress

1	KIM Jin Sung (KOR)	0	*2	3	*4	4	*5	6	*7	9	*10	10	*11	12
	ROBIN Jean-Philippe (FRA)	*0	0	*1	2	*4	5	*6	7	*7	8	*10	10	10
2	KIM Jin Sung (KOR)	*0	0	*1	1	*2	3	*4	5	5				
	ROBIN Jean-Philippe (FRA)	0	*2	3	*5	6	*7	8	*9	11				
3	KIM Jin Sung (KOR)	0	*0	0	*1	3	*4	4	*5	6	*8	9		9
	ROBIN Jean-Philippe (FRA)	*0	2	*4	5	*5	6	*8	9	*10	10	11		
4	KIM Jin Sung (KOR)	*0	0	*1	1	*2	3	*4	5	*6	8	8		
	ROBIN Jean-Philippe (FRA)	0	*2	3	*5	6	*7	8	*9	10	*10	11		

NOTES

"*" denotes server. The "Greatest deficit overcome" only applies when the player ends up winning the game.

LEGEND

TM Men's Team



Detailed Team Match Results

Germany (GER) 2 - 3 People's Republic of China (CHN)

Team Match No : TM3(8) Table : 1 Umpires : ROBERTS Averil (NZL) WILLIAMSON Robert (GBR)

Match 1			Match	Game 1	Game 2	Game 3	Game 4	Game 5
A	SCHMIDBERGER Thomas	GER	3	11	11	8	11	
X	ZHAO Ping	CHN	1	9	4	11	5	
Duration of Match 1			21min	4min	3min	5min	4min	

Match 2			Match	Game 1	Game 2	Game 3	Game 4	Game 5
B	BRUECHLE Thomas	GER	0	6	1	8		
Y	FENG Panfeng	CHN	3	11	11	11		
Duration of Match 2			18min	5min	4min	6min		

Match 3			Match	Game 1	Game 2	Game 3	Game 4	Game 5
A	SCHMIDBERGER Thomas	GER	1	11	9	5	9	
Y	FENG Panfeng	CHN	3	9	11	11	11	
Duration of Match 3			30min	7min	8min	5min	8min	

Match 4			Match	Game 1	Game 2	Game 3	Game 4	Game 5
B	BRUECHLE Thomas	GER	3	11	14	8	11	
X	ZHAO Ping	CHN	1	9	12	11	8	
Duration of Match 4			29min	6min	6min	5min	6min	

Match 5			Match	Game 1	Game 2	Game 3	Game 4	Game 5
	SCHMIDBERGER T / BRUECHLE T	GER	1	11	8	8	8	
	ZHAO P / FENG P	CHN	3	9	11	11	11	
Duration of Match 5			30min	6min	6min	7min	7min	

Duration of Team Match	2h27min
------------------------	---------

Player Statistics	Germany (GER)						People's Republic of China (CHN)					
	Match					Team Match	Match					Team Match
	1	2	3	4	5		1	2	3	4	5	
Points won	41	15	34	44	35	169	29	33	42	40	42	186
Biggest lead	7	-	2	3	6	7	3	10	6	3	4	10
Points won on own serve	21	8	19	23	19	90	15	18	23	21	22	99
Points lost on own serve	14	15	19	19	20	87	20	7	15	21	16	79
Most consecutive points won	5	3	5	4	4	5	5	6	4	5	4	6
Greatest deficit overcome	2	-	2	3	-	3	4	-	1	3	2	4

Match/Team Match Statistics	Match					Team Match
	1	2	3	4	5	
Longest rally (strokes)	20	20	16	25	37	37
Average rally	5	7	6	7	7	7

NOTES
The "Greatest deficit overcome" only applies when the player/pair ends up winning the game.

LEGEND
TM Men's Team



Detailed Team Match Results

Germany (GER) 2 - 3 People's Republic of China (CHN)

Match 1: SCHMIDBERGER Thomas (GER) 3-1 ZHAO Ping (CHN)

Match Summary		Match	Game 1	Game 2	Game 3	Game 4	Game 5
SCHMIDBERGER Thomas	GER	3	11	11	8	11	
ZHAO Ping	CHN	1	9	4	11	5	
Duration		21min	4min	3min	5min	4min	

Team Match No : TM3(8) Table : 1 Umpires : ROBERTS Averil (NZL) WILLIAMSON Robert (GBR)

Player Statistics	SCHMIDBERGER Thomas (GER)						ZHAO Ping (CHN)					
	Game					Match	Game					Match
	1	2	3	4	5		1	2	3	4	5	
Points won	11	11	8	11		41	9	4	11	5		29
Biggest lead	4	7	4	6		7	2	-	3	1		3
Points won on own serve	7	6	5	3		21	6	2	7	0		15
Points lost on own serve	3	2	4	5		14	4	5	3	8		20
Most consecutive points won	5	4	3	3		5	4	1	5	2		5
Greatest deficit overcome	2	-	-	1		2	-	-	4	-		4
Handedness/Grip	Right/Shakehand						Right/Shakehand					

Game/Match Statistics	Game					Match
	1	2	3	4	5	
Longest rally (strokes)	12	13	20	12		20
Average rally	5	5	6	6		5

Game Progress

1	SCHMIDBERGER Thomas (GER)	0	*1	2	*2	4	*5	7	*9	9	*9	11
	ZHAO Ping (CHN)	*0	1	*2	4	*4	5	*5	5	*7	9	9
2	SCHMIDBERGER Thomas (GER)	*0	2	*3	5	*7	8	*9	10	11		
	ZHAO Ping (CHN)	0	*0	1	*1	1	*2	3	*4	4		
3	SCHMIDBERGER Thomas (GER)	0	*1	3	*4	6	*7	7	*7	8	*8	8
	ZHAO Ping (CHN)	*0	1	*1	2	*2	3	*5	7	*8	10	11
4	SCHMIDBERGER Thomas (GER)	*0	1	*3	4	*6	7	*9	9	11		
	ZHAO Ping (CHN)	0	*1	1	*2	2	*3	3	*5	5		

NOTES

"*" denotes server. The "Greatest deficit overcome" only applies when the player ends up winning the game.

LEGEND

TM Men's Team



Detailed Team Match Results

Germany (GER) 2 - 3 People's Republic of China (CHN)

Match 2: BRUECHLE Thomas (GER) 0-3 FENG Panfeng (CHN)

Match Summary		Match	Game 1	Game 2	Game 3	Game 4	Game 5
BRUECHLE Thomas	GER	0	6	1	8		
FENG Panfeng	CHN	3	11	11	11		
Duration		18min	5min	4min	6min		

Team Match No : TM3(8) Table : 1 Umpires : ROBERTS Averil (NZL) WILLIAMSON Robert (GBR)

Player Statistics	BRUECHLE Thomas (GER)						FENG Panfeng (CHN)					
	Game					Match	Game					Match
	1	2	3	4	5		1	2	3	4	5	
Points won	6	1	8			15	11	11	11			33
Biggest lead	-	-	-			-	6	10	3			10
Points won on own serve	3	0	5			8	6	5	7			18
Points lost on own serve	5	6	4			15	3	1	3			7
Most consecutive points won	2	1	3			3	5	6	3			6
Greatest deficit overcome	-	-	-			-	-	-	-			-
Handedness/Grip	Right/Shakehand						Right/Shakehand					

Game/Match Statistics	Game					Match
	1	2	3	4	5	
Longest rally (strokes)	16	15	20			20
Average rally	6	8	8			7

Game Progress

1	BRUECHLE Thomas (GER)	0	*0	1	*2	2	*2	3	*5	6	6	
	FENG Panfeng (CHN)	*0	2	*3	4	*6	8	*9	9	*10	11	
2	BRUECHLE Thomas (GER)	*0	0	*0	0	*1	1	1				
	FENG Panfeng (CHN)	0	*2	4	*6	7	*9	11				
3	BRUECHLE Thomas (GER)	0	*0	1	*2	3	*4	5	*6	8	*8	8
	FENG Panfeng (CHN)	*0	2	*3	4	*5	6	*7	8	*8	10	11

NOTES

"*" denotes server. The "Greatest deficit overcome" only applies when the player ends up winning the game.

LEGEND

TM Men's Team



Detailed Team Match Results

Germany (GER) 2 - 3 People's Republic of China (CHN)

Match 3: SCHMIDBERGER Thomas (GER) 1-3 FENG Panfeng (CHN)

Match Summary		Match	Game 1	Game 2	Game 3	Game 4	Game 5
SCHMIDBERGER Thomas	GER	1	11	9	5	9	
FENG Panfeng	CHN	3	9	11	11	11	
Duration		30min	7min	8min	5min	8min	

Team Match No : TM3(8) Table : 1 Umpires : ROBERTS Averil (NZL) WILLIAMSON Robert (GBR)

Player Statistics	SCHMIDBERGER Thomas (GER)						FENG Panfeng (CHN)					
	Game					Match	Game					Match
	1	2	3	4	5		1	2	3	4	5	
Points won	11	9	5	9		34	9	11	11	11		42
Biggest lead	2	1	1	-		2	2	3	6	5		6
Points won on own serve	7	4	4	4		19	6	5	7	5		23
Points lost on own serve	3	6	4	6		19	4	5	1	5		15
Most consecutive points won	4	3	2	5		5	2	4	4	4		4
Greatest deficit overcome	2	-	-	-		2	-	1	1	-		1
Handedness/Grip	Right/Shakehand						Right/Shakehand					

Game/Match Statistics	Game					Match
	1	2	3	4	5	
Longest rally (strokes)	16	13	13	12		16
Average rally	5	6	5	5		6

Game Progress

1	SCHMIDBERGER Thomas (GER)	*0	1	*1	3	*4	5	*6	7	*7	9	11
	FENG Panfeng (CHN)	0	*1	3	*3	4	*5	6	*7	9	*9	9
2	SCHMIDBERGER Thomas (GER)	0	*1	2	*3	3	*4	5	*6	8	*9	9
	FENG Panfeng (CHN)	*0	1	*2	3	*5	6	*7	8	*8	9	11
3	SCHMIDBERGER Thomas (GER)	*0	1	*1	2	*2	3	*4	5			5
	FENG Panfeng (CHN)	0	*1	3	*4	6	*7	8	*9			11
4	SCHMIDBERGER Thomas (GER)	0	*0	1	*2	3	*4	4	*5	7	*9	9
	FENG Panfeng (CHN)	*0	2	*3	4	*5	6	*8	9	*9	9	11

NOTES

"*" denotes server. The "Greatest deficit overcome" only applies when the player ends up winning the game.

LEGEND

TM Men's Team



Detailed Team Match Results

Germany (GER) 2 - 3 People's Republic of China (CHN)

Match 4: BRUECHLE Thomas (GER) 3-1 ZHAO Ping (CHN)

Match Summary		Match	Game 1	Game 2	Game 3	Game 4	Game 5
BRUECHLE Thomas	GER	3	11	14	8	11	
ZHAO Ping	CHN	1	9	12	11	8	
	Duration	29min	6min	6min	5min	6min	

Team Match No : TM3(8) Table : 1 Umpires : ROBERTS Averil (NZL) WILLIAMSON Robert (GBR)

Player Statistics	BRUECHLE Thomas (GER)						ZHAO Ping (CHN)					
	Game					Match	Game					Match
	1	2	3	4	5		1	2	3	4	5	
Points won	11	14	8	11		44	9	12	11	8		40
Biggest lead	2	3	3	3		3	3	2	3	1		3
Points won on own serve	5	8	4	6		23	4	7	5	5		21
Points lost on own serve	5	5	6	3		19	6	6	4	5		21
Most consecutive points won	4	4	3	3		4	3	5	3	3		5
Greatest deficit overcome	3	2	-	1		3	-	-	3	-		3
Handedness/Grip	Right/Shakehand						Right/Shakehand					

Game/Match Statistics	Game					Match
	1	2	3	4	5	
Longest rally (strokes)	17	22	25	11		25
Average rally	7	8	7	6		7

Game Progress

1	BRUECHLE Thomas (GER)	*0	0	*1	2	*3	5	*6	6	*8	10	11						
	ZHAO Ping (CHN)	0	*2	3	*4	5	*5	6	*8	8	*8	9						
2	BRUECHLE Thomas (GER)	0	*1	2	*4	4	*5	7	*8	8	*8	10	*10	11	*11	12	*13	14
	ZHAO Ping (CHN)	*0	1	*2	2	*4	5	*5	6	*8	10	*10	11	*11	12	*12	12	12
3	BRUECHLE Thomas (GER)	*0	2	*3	4	*5	5	*6	6	*7	8	8						
	ZHAO Ping (CHN)	0	*0	1	*2	3	*5	6	*8	9	*10	11						
4	BRUECHLE Thomas (GER)	0	*1	2	*4	5	*5	6	*7	9	*10	11						
	ZHAO Ping (CHN)	*0	1	*2	2	*3	5	*6	7	*7	8	8						

NOTES

"*" denotes server. The "Greatest deficit overcome" only applies when the player ends up winning the game.

LEGEND

TM Men's Team



Detailed Team Match Results

Germany (GER) 2 - 3 People's Republic of China (CHN)

Match 5: SCHMIDBERGER Thomas (GER) 1-3 ZHAO Ping (CHN)
BRUECHLE Thomas FENG Panfeng

Match Summary		Match	Game 1	Game 2	Game 3	Game 4	Game 5
SCHMIDBERGER Thomas / BRUECHLE T	GER	1	11	8	8	8	
ZHAO Ping / FENG P	CHN	3	9	11	11	11	
Duration		30min	6min	6min	7min	7min	

Team Match No : TM3(8) Table : 1 Umpires : ROBERTS Averil (NZL) WILLIAMSON Robert (GBR)

Player Statistics	SCHMIDBERGER T / BRUECHLE T (GER)						ZHAO P / FENG P (CHN)					
	Game					Match	Game					Match
	1	2	3	4	5		1	2	3	4	5	
Points won	11	8	8	8		35	9	11	11	11		42
Biggest lead	6	1	2	1		6	-	3	3	4		4
Points won on own serve	5	4	6	4		19	4	5	8	5		22
Points lost on own serve	5	6	3	6		20	6	4	2	4		16
Most consecutive points won	4	2	3	3		4	4	4	4	4		4
Greatest deficit overcome	-	-	-	-		-	-	1	2	1		2
Handedness/Grip	Right/Shakehand - Right/Shakehand						Right/Shakehand - Right/Shakehand					

Game/Match Statistics	Game					Match
	1	2	3	4	5	
Longest rally (strokes)	9	16	37	20		37
Average rally	5	7	10	8		7

Game Progress

1	SCHMIDBERGER T / BRUECHLE T (GER)	0	*2	3	*5	7	*7	7	*9	9	*9	11
	ZHAO P / FENG P (CHN)	*0	0	*1	1	*1	3	*5	5	*7	9	9
2	SCHMIDBERGER T / BRUECHLE T (GER)	*0	1	*2	3	*4	4	*5	6	*7	8	8
	ZHAO P / FENG P (CHN)	0	*1	2	*3	4	*6	7	*8	9	*10	11
3	SCHMIDBERGER T / BRUECHLE T (GER)	0	*0	2	*3	5	*5	6	*7	8	*8	8
	ZHAO P / FENG P (CHN)	*0	2	*2	3	*3	5	*6	7	*8	10	11
4	SCHMIDBERGER T / BRUECHLE T (GER)	*0	0	*2	3	*3	4	*6	6	*6	8	8
	ZHAO P / FENG P (CHN)	0	*2	2	*3	5	*6	6	*8	10	*10	11

NOTES

"*- " denotes first player of pair is server, "-*" denotes second player of pair is server. The "Greatest deficit overcome" only applies when the pair ends up winning the game.

LEGEND

TM Men's Team



Player Statistics

As of FRI 7 SEP 2012

Players	NPC	Matches				Games				Match Duration	
		Played	Won	Lost	%Won	Played	Won	Lost	%Won	All	Average
BRUECHLE Thomas	GER	5	4	1	80%	18	12	6	67%	1h50min	22min
Right/Shakehand		Points Won				Points Lost					
C3		Total	Own Serve:	87	Most Consecutive:	8	Total	Own Serve:	69	Most Consecutive:	6
		169	Opp. Serve:	82	GDO:	3	148	Opp. Serve:	79	GLL:	3
COPOLA Gabriel	ARG	2	1	1	50%	8	3	5	38%	50min	25min
Right/Shakehand		Points Won				Points Lost					
C3		Total	Own Serve:	39	Most Consecutive:	5	Total	Own Serve:	41	Most Consecutive:	7
		75	Opp. Serve:	36	GDO:	1	80	Opp. Serve:	39	GLL:	2
DOLLMANN Manfred	AUT	2	0	2	0%	6	0	6	0%	38min	19min
Right/Shakehand		Points Won				Points Lost					
C3		Total	Own Serve:	24	Most Consecutive:	5	Total	Own Serve:	34	Most Consecutive:	7
		45	Opp. Serve:	21	GDO:	0	68	Opp. Serve:	34	GLL:	3
EBERHARDT Fernando	ARG	2	0	2	0%	6	0	6	0%	25min	13min
Right/Shakehand		Points Won				Points Lost					
C1		Total	Own Serve:	8	Most Consecutive:	2	Total	Own Serve:	31	Most Consecutive:	10
		15	Opp. Serve:	7	GDO:	0	66	Opp. Serve:	35	GLL:	1
FENG Panfeng	CHN	4	4	0	100%	14	12	2	86%	1h37min	24min
Right/Shakehand		Points Won				Points Lost					
C3		Total	Own Serve:	78	Most Consecutive:	10	Total	Own Serve:	46	Most Consecutive:	7
		148	Opp. Serve:	70	GDO:	3	98	Opp. Serve:	52	GLL:	2
GUERTLER Jan	GER	2	1	1	50%	8	5	3	63%	44min	22min
Right/Shakehand		Points Won				Points Lost					
C3		Total	Own Serve:	41	Most Consecutive:	10	Total	Own Serve:	29	Most Consecutive:	5
		79	Opp. Serve:	38	GDO:	2	60	Opp. Serve:	31	GLL:	1
KIM Jeong Seok	KOR	6	3	3	50%	22	11	11	50%	2h14min	22min
Right/Shakehand		Points Won				Points Lost					
C3		Total	Own Serve:	103	Most Consecutive:	7	Total	Own Serve:	85	Most Consecutive:	10
		183	Opp. Serve:	80	GDO:	2	198	Opp. Serve:	113	GLL:	3
KIM Jin Sung	KOR	5	1	4	20%	19	7	12	37%	2h25min	29min
Right/Shakehand		Points Won				Points Lost					
C3		Total	Own Serve:	79	Most Consecutive:	4	Total	Own Serve:	98	Most Consecutive:	7
		165	Opp. Serve:	86	GDO:	4	193	Opp. Serve:	95	GLL:	3
KRAMMINGER Egon	AUT	2	1	1	50%	7	3	4	43%	43min	22min
Right/Shakehand		Points Won				Points Lost					
C3		Total	Own Serve:	37	Most Consecutive:	7	Total	Own Serve:	25	Most Consecutive:	6
		61	Opp. Serve:	24	GDO:	3	62	Opp. Serve:	37	GLL:	4
MERRIEN Florian	FRA	6	4	2	67%	23	14	9	61%	2h31min	25min
Left/Shakehand		Points Won				Points Lost					
C3		Total	Own Serve:	122	Most Consecutive:	8	Total	Own Serve:	80	Most Consecutive:	6
		223	Opp. Serve:	101	GDO:	2	181	Opp. Serve:	101	GLL:	4

LEGEND
GDO Greatest deficit overcome **GLL** Greatest lead lost **Opp.** Opponent's



Player Statistics

As of FRI 7 SEP 2012

Players	NPC	Matches				Games				Match Duration	
		Played	Won	Lost	%Won	Played	Won	Lost	%Won	All	Average
PINAS Tomas	ESP	2	1	1	50%	8	3	5	38%	1h0min	30min
Right/Shakehand		Points Won				Points Lost					
C3		Total	Own Serve: 40		Most Consecutive: 5		Total	Own Serve: 33		Most Consecutive: 8	
		67	Opp. Serve: 27		GDO: 1		77	Opp. Serve: 44		GLL: 2	
ROBIN Jean-Philippe	FRA	5	2	3	40%	21	10	11	48%	2h24min	29min
Right/Shakehand		Points Won				Points Lost					
C3		Total	Own Serve: 97		Most Consecutive: 9		Total	Own Serve: 91		Most Consecutive: 6	
		189	Opp. Serve: 92		GDO: 3		185	Opp. Serve: 94		GLL: 2	
RODRIGUEZ Miguel	ESP	2	0	2	0%	8	2	6	25%	47min	24min
Right/Shakehand		Points Won				Points Lost					
C3		Total	Own Serve: 30		Most Consecutive: 4		Total	Own Serve: 37		Most Consecutive: 9	
		49	Opp. Serve: 19		GDO: 2		85	Opp. Serve: 48		GLL: 2	
SCHMIDBERGER Thomas	GER	4	3	1	75%	14	10	4	71%	1h22min	21min
Right/Shakehand		Points Won				Points Lost					
C3		Total	Own Serve: 74		Most Consecutive: 6		Total	Own Serve: 50		Most Consecutive: 5	
		141	Opp. Serve: 67		GDO: 4		108	Opp. Serve: 58		GLL: 4	
ZHAO Ping	CHN	3	1	2	33%	12	5	7	42%	1h14min	25min
Right/Shakehand		Points Won				Points Lost					
C3		Total	Own Serve: 63		Most Consecutive: 5		Total	Own Serve: 51		Most Consecutive: 5	
		113	Opp. Serve: 50		GDO: 4		113	Opp. Serve: 62		GLL: 3	

NOTES
 The "Greatest deficit overcome" only applies when the player ends up winning the game and "Greatest lead lost" only when losing.

LEGEND
GDO Greatest deficit overcome **GLL** Greatest lead lost **Opp.** Opponent's


Tournament Statistics

As of FRI 7 SEP 2012

Statistics	Quarterfinals	Semifinals	Finals	Total
Team Matches				
Total	3	2	2	7
Match Margin: 3:0		2 100%		2 29%
3:1	3 100%		1 50%	4 57%
3:2			1 50%	1 14%
Invalid Results Mark				
Duration: Total	5h2min	2h36min	4h43min	12h21min
Longest	2h0min	1h23min	2h27min	2h27min
Shortest	1h27min	1h13min	2h16min	1h13min
Average	1h41min	1h18min	2h22min	1h46min
Matches				
Total	12	6	9	27
Game Margin: 3:0	7 58%	3 50%	2 22%	12 44%
3:1	3 25%	2 33%	5 56%	10 37%
3:2	2 17%	1 17%	2 22%	5 19%
Invalid Results Mark				
Duration: Total	4h23min	2h16min	4h13min	10h52min
Longest	38min	32min	37min	38min
Shortest	12min	15min	18min	12min
Average	22min	23min	28min	24min
Games				
Total	43	22	36	101
Point Margin 11				
10	1 2%	1 5%	1 3%	3 3%
9	3 7%			3 3%
8	9 21%	2 9%	1 3%	12 12%
7	3 7%	3 14%	2 6%	8 8%
6	3 7%	1 5%	4 11%	8 8%
5	1 2%	3 14%	3 8%	7 7%
4	5 12%	6 27%	2 6%	13 13%
3	5 12%	1 5%	11 31%	17 17%
2	13 30%	5 23%	12 33%	30 30%
Invalid Results Mark				
Duration: Total	3h51min	1h56min	3h19min	9h6min
Longest	11min	8min	8min	11min
Shortest	3min	3min	3min	3min
Average	5min	5min	6min	5min
Points				
Total	752	385	664	1801
per game	17.49	17.50	18.44	17.83
Most consecutive won	10	10	6	10
Greatest deficit overcome	4	4	4	4
Longest rally	84	22	37	84
Average rally	5	6	6	6

NOTES

The "Greatest deficit overcome" only applies when the player/pair ends up winning the game.



Table Tennis

Men's Team - Class 4-5



Entry List by Event

As of FRI 24 AUG 2012


NPC	Name	Date of Birth
BRA - Brazil	BABES Eziquiel	16 AUG 1971
	KNAF Welder	6 APR 1981
	SEGATTO Claudiomiro	15 SEP 1971
CHN - People's Republic of China	CAO Ningning	20 NOV 1987
	GUO Xingyuan	20 OCT 1988
	ZHANG Yan	25 JUL 1967
CZE - Czech Republic	HADRAVA Jaroslav	12 AUG 1977
	SUCHANEK Jiri	9 MAY 1982
	TAUS Rene	30 NOV 1971
EGY - Egypt	FETIR Ehab	8 OCT 1972
	SALEH Sameh	17 MAR 1978
FRA - France	MARTIN Emeric	26 JUN 1973
	ROSEC Gregory	18 MAR 1977
	SAVANT-AIRA Nicolas	3 NOV 1980
	THOMAS Maxime	17 DEC 1983
GER - Germany	BURKHARDT Werner	30 OCT 1964
	CETIN Selcuk	28 JAN 1971
	KOBER Dietmar	26 DEC 1969
ISR - Israel	GEVA Liran	8 MAR 1974
	SIADA Shay	25 JUN 1979
KOR - Republic of Korea	CHOI Il Sang	15 JUL 1975
	JUNG Eun Chang	17 AUG 1969
	KIM Jung Gil	28 MAY 1986
	KIM Young Gun	24 NOV 1984
SVK - Slovakia	MESZAROS Andrej	7 SEP 1975
	MIHALIK Peter	30 SEP 1976
TPE - Chinese Taipei	KO Kun-Nan	24 SEP 1964
	LIN Wen-Hsin	4 JAN 1965
	LIN Yen-Hung	5 MAR 1958

NOTES

All changes are available in INFO



Draw





Detailed Team Match Results

Brazil (BRA) 2 - 3 Germany (GER)

Team Match No : TM4-5(1) Table : 1 Umpires : GAMAL Abdel Nasser (EGY) SZILY Marta (HUN)

Match 1			Match	Game 1	Game 2	Game 3	Game 4	Game 5
A	KNAF Welder	BRA	3	10	11	8	11	11
X	KOBER Dietmar	GER	2	12	6	11	4	7
Duration of Match 1			30min	5min	5min	5min	5min	5min

Match 2			Match	Game 1	Game 2	Game 3	Game 4	Game 5
B	SEGATTO Claudiomiro	BRA	1	11	8	6	14	
Y	CETIN Selcuk	GER	3	5	11	11	16	
Duration of Match 2			33min	4min	6min	5min	9min	

Match 3			Match	Game 1	Game 2	Game 3	Game 4	Game 5
A	KNAF Welder	BRA	1	10	13	8	6	
Y	CETIN Selcuk	GER	3	12	11	11	11	
Duration of Match 3			30min	6min	7min	5min	6min	

Match 4			Match	Game 1	Game 2	Game 3	Game 4	Game 5
B	SEGATTO Claudiomiro	BRA	3	11	11	11		
X	KOBER Dietmar	GER	0	6	2	6		
Duration of Match 4			16min	4min	4min	5min		

Match 5			Match	Game 1	Game 2	Game 3	Game 4	Game 5
	KNAF W / SEGATTO C	BRA	0	8	13	9		
	BURKHARDT W / CETIN S	GER	3	11	15	11		
Duration of Match 5			24min	5min	9min	5min		

Duration of Team Match	2h38min
------------------------	----------------

Player Statistics	Brazil (BRA)						Germany (GER)					
	Match					Team Match	Match					Team Match
	1	2	3	4	5		1	2	3	4	5	
Points won	51	39	37	33	30	190	40	43	45	14	37	179
Biggest lead	7	7	2	9	2	9	3	5	5	1	5	5
Points won on own serve	30	21	17	19	15	102	24	23	21	9	19	96
Points lost on own serve	16	20	24	5	18	83	21	18	20	14	15	88
Most consecutive points won	8	4	4	6	4	8	5	5	4	3	6	6
Greatest deficit overcome	2	-	3	1	-	3	3	2	2	-	2	3

Match/Team Match Statistics	Match					Team Match
	1	2	3	4	5	
Longest rally (strokes)	21	13	20	21	24	24
Average rally	5	5	7	7	6	6

NOTES

The "Greatest deficit overcome" only applies when the player/pair ends up winning the game.

LEGEND

TM Men's Team



Detailed Team Match Results

Brazil (BRA) 2 - 3 Germany (GER)

Match 1: KNAF Welder (BRA) 3-2 KOBER Dietmar (GER)

Match Summary		Match	Game 1	Game 2	Game 3	Game 4	Game 5
KNAF Welder	BRA	3	10	11	8	11	11
KOBER Dietmar	GER	2	12	6	11	4	7
	Duration	30min	5min	5min	5min	5min	5min

Team Match No : TM4-5(1) Table : 1 Umpires : GAMAL Abdel Nasser (EGY) SZILY Marta (HUN)

Player Statistics	KNAF Welder (BRA)						KOBER Dietmar (GER)					
	Game					Match	Game					Match
	1	2	3	4	5		1	2	3	4	5	
Points won	10	11	8	11	11	51	12	6	11	4	7	40
Biggest lead	2	6	3	7	4	7	2	-	3	2	1	3
Points won on own serve	6	5	6	5	8	30	7	3	7	2	5	24
Points lost on own serve	5	3	4	2	2	16	4	6	2	6	3	21
Most consecutive points won	3	5	3	8	3	8	4	3	5	2	2	5
Greatest deficit overcome	-	-	-	2	1	2	2	-	3	-	-	3
Handedness/Grip	Right/Shakehand						Right/Shakehand					

Game/Match Statistics	Game					Match
	1	2	3	4	5	
Longest rally (strokes)	17	7	16	18	21	21
Average rally	5	4	6	7	5	5

Game Progress

1	KNAF Welder (BRA)	*0	1	*2	4	*4	6	*6	6	*8	9	*10	10	10
	KOBER Dietmar (GER)	0	*1	2	*2	4	*4	6	*8	8	*9	10	*11	12
2	KNAF Welder (BRA)	0	*2	3	*4	6	*8	9	*9	10	11			
	KOBER Dietmar (GER)	*0	0	*1	2	*2	2	*3	5	*6	6			
3	KNAF Welder (BRA)	*0	1	*2	4	*4	6	*7	7	*7	8			8
	KOBER Dietmar (GER)	0	*1	2	*2	4	*4	5	*7	9	*10			11
4	KNAF Welder (BRA)	0	*1	1	*3	5	*7	9	*10	11				
	KOBER Dietmar (GER)	*0	1	*3	3	*3	3	*3	4	4				
5	KNAF Welder (BRA)	*0	1	*2	4	*4	6	*7	8	*9	11			
	KOBER Dietmar (GER)	0	*1	2	*2	4	*4	5	*6	7	7			

NOTES

"*" denotes server. The "Greatest deficit overcome" only applies when the player ends up winning the game.

LEGEND

TM Men's Team



Detailed Team Match Results

Brazil (BRA) 2 - 3 Germany (GER)

Match 2: SEGATTO Claudiomiro (BRA) 1-3 CETIN Selcuk (GER)

Match Summary		Match	Game 1	Game 2	Game 3	Game 4	Game 5
SEGATTO Claudiomiro	BRA	1	11	8	6	14	
CETIN Selcuk	GER	3	5	11	11	16	
Duration		33min	4min	6min	5min	9min	

Team Match No : TM4-5(1) Table : 1 Umpires : GAMAL Abdel Nasser (EGY) SZILY Marta (HUN)

Player Statistics	SEGATTO Claudiomiro (BRA)						CETIN Selcuk (GER)					
	Game					Match	Game					Match
	1	2	3	4	5		1	2	3	4	5	
Points won	11	8	6	14		39	5	11	11	16		43
Biggest lead	7	2	2	1		7	-	3	5	3		5
Points won on own serve	7	3	4	7		21	4	5	6	8		23
Points lost on own serve	1	6	5	8		20	4	5	2	7		18
Most consecutive points won	4	2	2	3		4	2	5	4	3		5
Greatest deficit overcome	-	-	-	-		-	-	2	2	1		2
Handedness/Grip	Right/Shakehand						Right/Shakehand					

Game/Match Statistics	Game					Match
	1	2	3	4	5	
Longest rally (strokes)	12	13	11	12		13
Average rally	4	5	5	5		5

Game Progress

1	SEGATTO Claudiomiro (BRA)	*0	2	*3	5	*6	8	*9	10	11									
	CETIN Selcuk (GER)	0	*0	1	*1	2	*2	3	*4	5									
2	SEGATTO Claudiomiro (BRA)	0	*2	2	*2	3	*4	6	*7	7	*8	8							
	CETIN Selcuk (GER)	*0	0	*2	4	*5	6	*6	7	*9	10	11							
3	SEGATTO Claudiomiro (BRA)	*0	2	*2	2	*3	4	*5	6	*6	6								
	CETIN Selcuk (GER)	0	*0	2	*4	5	*6	7	*8	10	11								
4	SEGATTO Claudiomiro (BRA)	0	*0	2	*3	3	*4	5	*6	7	*9	10	*10	11	*12	12	*13	13	*13
	CETIN Selcuk (GER)	*0	2	*2	3	*5	6	*7	8	*9	9	*10	11	*11	11	*12	12	*13	14
		14	*14	14															
		*14	15	16															

NOTES
 "*" denotes server. The "Greatest deficit overcome" only applies when the player ends up winning the game.

LEGEND
 TM Men's Team



Detailed Team Match Results

Brazil (BRA) 2 - 3 Germany (GER)

Match 3: KNAF Welder (BRA) 1-3 CETIN Selcuk (GER)

Match Summary		Match	Game 1	Game 2	Game 3	Game 4	Game 5
KNAF Welder	BRA	1	10	13	8	6	
CETIN Selcuk	GER	3	12	11	11	11	
Duration		30min	6min	7min	5min	6min	

Team Match No : TM4-5(1) Table : 1 Umpires : GAMAL Abdel Nasser (EGY) SZILY Marta (HUN)

Player Statistics	KNAF Welder (BRA)						CETIN Selcuk (GER)					
	Game					Match	Game					Match
	1	2	3	4	5		1	2	3	4	5	
Points won	10	13	8	6		37	12	11	11	11		45
Biggest lead	2	2	2	1		2	2	3	4	5		5
Points won on own serve	4	7	2	4		17	5	6	4	6		21
Points lost on own serve	7	5	7	5		24	6	6	6	2		20
Most consecutive points won	3	4	2	2		4	4	4	4	4		4
Greatest deficit overcome	-	3	-	-		3	2	-	2	1		2
Handedness/Grip	Right/Shakehand						Right/Shakehand					

Game/Match Statistics	Game					Match
	1	2	3	4	5	
Longest rally (strokes)	20	20	9	19		20
Average rally	7	6	6	8		7

Game Progress

1	KNAF Welder (BRA)	0	*1	2	*2	4	*5	6	*8	8	*10	10	*10	10		
	CETIN Selcuk (GER)	*0	1	*2	4	*4	5	*6	6	*8	8	*10	11	12		
2	KNAF Welder (BRA)	*0	1	*2	3	*4	4	*5	7	*8	9	*10	11	*11	12	13
	CETIN Selcuk (GER)	0	*1	2	*3	4	*6	7	*7	8	*9	10	*10	11	*11	11
3	KNAF Welder (BRA)	0	*2	2	*3	4	*4	5	*6	6	*8	8				
	CETIN Selcuk (GER)	*0	0	*2	3	*4	6	*7	8	*10	10	11				
4	KNAF Welder (BRA)	*0	1	*2	3	*3	4	*5	6	*6	6					
	CETIN Selcuk (GER)	0	*1	2	*3	5	*6	7	*8	10	11					

NOTES

"*" denotes server. The "Greatest deficit overcome" only applies when the player ends up winning the game.

LEGEND

TM Men's Team



Detailed Team Match Results

Brazil (BRA) 2 - 3 Germany (GER)

Match 4: SEGATTO Claudiomiro (BRA) 3-0 KOBER Dietmar (GER)

Match Summary		Match	Game 1	Game 2	Game 3	Game 4	Game 5
SEGATTO Claudiomiro	BRA	3	11	11	11		
KOBER Dietmar	GER	0	6	2	6		
Duration		16min	4min	4min	5min		

Team Match No : TM4-5(1) Table : 1 Umpires : GAMAL Abdel Nasser (EGY) SZILY Marta (HUN)

Player Statistics	SEGATTO Claudiomiro (BRA)						KOBER Dietmar (GER)					
	Game					Match	Game					Match
	1	2	3	4	5		1	2	3	4	5	
Points won	11	11	11			33	6	2	6			14
Biggest lead	5	9	6			9	1	-	1			1
Points won on own serve	7	5	7			19	4	1	4			9
Points lost on own serve	2	1	2			5	4	6	4			14
Most consecutive points won	5	6	6			6	3	1	3			3
Greatest deficit overcome	1	-	1			1	-	-	-			-
Handedness/Grip	Right/Shakehand						Right/Shakehand					

Game/Match Statistics	Game					Match
	1	2	3	4	5	
Longest rally (strokes)	12	15	21			21
Average rally	5	7	8			7

Game Progress

1	SEGATTO Claudiomiro (BRA)	*0	1	*3	5	*5	6	*6	8	*10	11
	KOBER Dietmar (GER)	0	*1	1	*1	3	*4	6	*6	6	6
2	SEGATTO Claudiomiro (BRA)	0	*2	4	*6	7	*8	10	11		
	KOBER Dietmar (GER)	*0	0	*0	0	*1	2	*2	2		
3	SEGATTO Claudiomiro (BRA)	*0	1	*3	5	*6	8	*8	9	*10	11
	KOBER Dietmar (GER)	0	*1	1	*1	2	*2	4	*5	6	6

NOTES

"*" denotes server. The "Greatest deficit overcome" only applies when the player ends up winning the game.

LEGEND

TM Men's Team



Detailed Team Match Results

Brazil (BRA) 2 - 3 Germany (GER)

Match 5: KNAF Welder (BRA) 0-3 BURKHARDT Werner (GER)
SEGATTO Claudiomiro CETIN Selcuk

Match Summary		Match	Game 1	Game 2	Game 3	Game 4	Game 5
KNAF Welder / SEGATTO C	BRA	0	8	13	9		
BURKHARDT Werner / CETIN S	GER	3	11	15	11		
Duration		24min	5min	9min	5min		

Team Match No : TM4-5(1) Table : 1 Umpires : GAMAL Abdel Nasser (EGY) SZILY Marta (HUN)

Player Statistics	KNAF W / SEGATTO C (BRA)						BURKHARDT W / CETIN S (GER)					
	Game					Match	Game					Match
	1	2	3	4	5		1	2	3	4	5	
Points won	8	13	9			30	11	15	11			37
Biggest lead	1	2	1			2	5	4	2			5
Points won on own serve	3	6	6			15	5	7	7			19
Points lost on own serve	6	8	4			18	5	7	3			15
Most consecutive points won	2	4	3			4	6	4	2			6
Greatest deficit overcome	-	-	-			-	1	2	1			2
Handedness/Grip	Right/Shakehand - Right/Shakehand						Right/Shakehand - Right/Shakehand					

Game/Match Statistics	Game					Match
	1	2	3	4	5	
Longest rally (strokes)	18	24	15			24
Average rally	6	7	5			6

Game Progress

1	KNAF W / SEGATTO C (BRA)	0	*-1	1	*-1	2	*-3	4	*-5	6	*-8	8							
	BURKHARDT W / CETIN S (GER)	*-0	1	*-3	5	*-6	7	*-8	9	*-10	10	11							
2	KNAF W / SEGATTO C (BRA)	*-0	0	*-0	2	*-3	5	*-7	7	*-8	8	*-10	10	*-11	12	*-12	13	*-13	13
	BURKHARDT W / CETIN S (GER)	0	*-2	4	*-4	5	*-5	5	*-7	8	*-10	10	*-11	11	*-11	12	*-12	13	*-14
		13																	
		15																	
3	KNAF W / SEGATTO C (BRA)	0	*-1	2	*-2	4	*-5	6	*-7	8	*-8	9							
	BURKHARDT W / CETIN S (GER)	*-0	1	*-2	4	*-4	5	*-6	7	*-8	10	11							

NOTES

"*- " denotes first player of pair is server, "-*" denotes second player of pair is server. The "Greatest deficit overcome" only applies when the pair ends up winning the game.

LEGEND

TM Men's Team



Detailed Team Match Results

Slovakia (SVK) 1 - 3 Czech Republic (CZE)

Team Match No : TM4-5(2) Table : 3 Umpires : CURTIS Neil (GBR) FRASER Margot (GBR)

Match 1			Match	Game 1	Game 2	Game 3	Game 4	Game 5
A	MIHALIK Peter	SVK	3	11	15	11		
X	HADRAVA Jaroslav	CZE	0	6	13	7		
Duration of Match 1			20min	4min	8min	4min		

Match 2			Match	Game 1	Game 2	Game 3	Game 4	Game 5
B	MESZAROS Andrej	SVK	0	7	6	6		
Y	TAUS Rene	CZE	3	11	11	11		
Duration of Match 2			19min	5min	4min	5min		

Match 3			Match	Game 1	Game 2	Game 3	Game 4	Game 5
A	MIHALIK Peter	SVK	2	11	2	8	11	7
Y	TAUS Rene	CZE	3	5	11	11	6	11
Duration of Match 3			32min	5min	4min	6min	6min	6min

Match 4			Match	Game 1	Game 2	Game 3	Game 4	Game 5
B	MESZAROS Andrej	SVK	1	12	8	8	9	
X	HADRAVA Jaroslav	CZE	3	10	11	11	11	
Duration of Match 4			28min	6min	6min	6min	6min	

Duration of Team Match	1h52min
------------------------	---------

Player Statistics	Slovakia (SVK)					Team Match	Czech Republic (CZE)					Team Match
	Match						Match					
	1	2	3	4	5		1	2	3	4	5	
Points won	37	19	39	37		132	26	33	44	43		146
Biggest lead	5	-	6	6		6	3	6	9	3		9
Points won on own serve	18	12	18	19		67	11	20	20	22		73
Points lost on own serve	15	13	24	21		73	19	7	21	18		65
Most consecutive points won	4	3	5	7		7	4	6	8	5		8
Greatest deficit overcome	3	-	1	1		3	-	-	1	3		3

Match/Team Match Statistics	Match					Team Match
	1	2	3	4	5	
Longest rally (strokes)	22	12	19	37		37
Average rally	7	5	7	10		8

NOTES
The "Greatest deficit overcome" only applies when the player/pair ends up winning the game.

LEGEND
TM Men's Team



Detailed Team Match Results

Slovakia (SVK) 1 - 3 Czech Republic (CZE)

Match 1: MIHALIK Peter (SVK) 3-0 HADRAVA Jaroslav (CZE)

Match Summary		Match	Game 1	Game 2	Game 3	Game 4	Game 5
MIHALIK Peter	SVK	3	11	15	11		
HADRAVA Jaroslav	CZE	0	6	13	7		
Duration		20min	4min	8min	4min		

Team Match No : TM4-5(2) Table : 3 Umpires : CURTIS Neil (GBR) FRASER Margot (GBR)

Player Statistics	MIHALIK Peter (SVK)						HADRAVA Jaroslav (CZE)					
	Game					Match	Game					Match
	1	2	3	4	5		1	2	3	4	5	
Points won	11	15	11			37	6	13	7			26
Biggest lead	5	3	4			5	-	1	3			3
Points won on own serve	6	6	6			18	3	5	3			11
Points lost on own serve	3	8	4			15	5	9	5			19
Most consecutive points won	4	3	4			4	3	4	3			4
Greatest deficit overcome	-	1	3			3	-	-	-			-
Handedness/Grip	Left/Shakehand						Right/Shakehand					

Game/Match Statistics	Game					Match
	1	2	3	4	5	
Longest rally (strokes)	15	22	15			22
Average rally	8	8	6			7

Game Progress

1	MIHALIK Peter (SVK)	*0	2	*4	4	*5	7	*8	9	*10	11	HADRAVA Jaroslav (CZE)	0	*0	0	*2	3	*3	4	*5	6	6																
2	MIHALIK Peter (SVK)	0	*2	3	*4	5	*6	6	*7	8	*9	10	*10	11	*12	12	*13	13	*14	HADRAVA Jaroslav (CZE)	*0	0	*1	2	*3	4	*6	7	*8	9	*10	11	*11	11	*12	12	*13	13
		15																																				
		13																																				
3	MIHALIK Peter (SVK)	*0	1	*1	2	*4	4	*6	8	*9	11	HADRAVA Jaroslav (CZE)	0	*1	3	*4	4	*6	6	*6	7	7																

NOTES

"*" denotes server. The "Greatest deficit overcome" only applies when the player ends up winning the game.

LEGEND

TM Men's Team



Detailed Team Match Results

Slovakia (SVK) 1 - 3 Czech Republic (CZE)

Match 2: MESZAROS Andrej (SVK) 0-3 TAUS Rene (CZE)

Match Summary		Match	Game 1	Game 2	Game 3	Game 4	Game 5
MESZAROS Andrej	SVK	0	7	6	6		
TAUS Rene	CZE	3	11	11	11		
Duration		19min	5min	4min	5min		

Team Match No : TM4-5(2) Table : 3 Umpires : CURTIS Neil (GBR) FRASER Margot (GBR)

Player Statistics	MESZAROS Andrej (SVK)						TAUS Rene (CZE)					
	Game					Match	Game					Match
	1	2	3	4	5		1	2	3	4	5	
Points won	7	6	6			19	11	11	11			33
Biggest lead	-	-	-			-	4	6	6			6
Points won on own serve	3	5	4			12	6	7	7			20
Points lost on own serve	5	4	4			13	4	1	2			7
Most consecutive points won	3	2	2			3	4	6	4			6
Greatest deficit overcome	-	-	-			-	-	-	-			-
Handedness/Grip	Right/Shakehand						Right/Shakehand					

Game/Match Statistics	Game					Match
	1	2	3	4	5	
Longest rally (strokes)	10	11	12			12
Average rally	5	5	5			5

Game Progress

1	MESZAROS Andrej (SVK)	0	*0	0	*2	3	*4	5	*6	7	7
	TAUS Rene (CZE)	*0	2	*4	4	*5	6	*7	8	*9	11
2	MESZAROS Andrej (SVK)	*0	1	*1	1	*1	3	*3	5	*6	6
	TAUS Rene (CZE)	0	*1	3	*5	7	*7	9	*9	10	11
3	MESZAROS Andrej (SVK)	0	*0	1	*2	3	*3	3	*4	6	6
	TAUS Rene (CZE)	*0	2	*3	4	*5	7	*9	10	*10	11

NOTES

"*" denotes server. The "Greatest deficit overcome" only applies when the player ends up winning the game.

LEGEND

TM Men's Team



Detailed Team Match Results

Slovakia (SVK) 1 - 3 Czech Republic (CZE)

Match 3: MIHALIK Peter (SVK) 2-3 TAUS Rene (CZE)

Match Summary		Match	Game 1	Game 2	Game 3	Game 4	Game 5
MIHALIK Peter	SVK	2	11	2	8	11	7
TAUS Rene	CZE	3	5	11	11	6	11
Duration		32min	5min	4min	6min	6min	6min

Team Match No : TM4-5(2) Table : 3 Umpires : CURTIS Neil (GBR) FRASER Margot (GBR)

Player Statistics	MIHALIK Peter (SVK)						TAUS Rene (CZE)					
	Game					Match	Game					Match
	1	2	3	4	5		1	2	3	4	5	
Points won	11	2	8	11	7	39	5	11	11	6	11	44
Biggest lead	6	-	-	5	1	6	1	9	4	1	5	9
Points won on own serve	5	2	3	4	4	18	2	7	4	2	5	20
Points lost on own serve	3	4	7	4	6	24	6	0	5	7	3	21
Most consecutive points won	5	1	4	5	2	5	2	8	3	2	4	8
Greatest deficit overcome	1	-	-	1	-	1	-	-	-	-	1	1
Handedness/Grip	Left/Shakehand						Right/Shakehand					

Game/Match Statistics	Game					Match
	1	2	3	4	5	
Longest rally (strokes)	14	11	10	19	14	19
Average rally	7	7	7	7	6	7

Game Progress

1	MIHALIK Peter (SVK)	*0	1	*3	5	*6	7	*8	9	11		
	TAUS Rene (CZE)	0	*1	1	*1	2	*3	4	*5	5		
2	MIHALIK Peter (SVK)	0	*0	1	*1	1	*1	2	2			
	TAUS Rene (CZE)	*0	2	*3	5	*7	9	*10	11			
3	MIHALIK Peter (SVK)	*0	1	*2	2	*3	3	*5	7	*8	8	
	TAUS Rene (CZE)	0	*1	2	*4	5	*7	7	*7	8	*10	11
4	MIHALIK Peter (SVK)	0	*1	2	*4	5	*6	6	*8	10	11	
	TAUS Rene (CZE)	*0	1	*2	2	*3	4	*6	6	*6	6	
5	MIHALIK Peter (SVK)	*0	1	*2	2	*3	4	*4	5	*6	7	
	TAUS Rene (CZE)	0	*1	2	*4	5	*6	8	*9	10	11	

NOTES

"*" denotes server. The "Greatest deficit overcome" only applies when the player ends up winning the game.

LEGEND

TM Men's Team



Detailed Team Match Results

Slovakia (SVK) 1 - 3 Czech Republic (CZE)

Match 4: MESZAROS Andrej (SVK) 1-3 HADRAVA Jaroslav (CZE)

Match Summary		Match	Game 1	Game 2	Game 3	Game 4	Game 5
MESZAROS Andrej	SVK	1	12	8	8	9	
HADRAVA Jaroslav	CZE	3	10	11	11	11	
Duration		28min	6min	6min	6min	6min	6min

Team Match No : TM4-5(2) Table : 3 Umpires : CURTIS Neil (GBR) FRASER Margot (GBR)

Player Statistics	MESZAROS Andrej (SVK)						HADRAVA Jaroslav (CZE)					
	Game					Match	Game					Match
	1	2	3	4	5		1	2	3	4	5	
Points won	12	8	8	9		37	10	11	11	11		43
Biggest lead	6	1	2	3		6	1	3	3	3		3
Points won on own serve	6	6	2	5		19	5	7	4	6		22
Points lost on own serve	5	4	7	5		21	6	2	6	4		18
Most consecutive points won	7	2	2	3		7	5	3	5	4		5
Greatest deficit overcome	1	-	-	-		1	-	1	2	3		3
Handedness/Grip	Right/Shakehand						Right/Shakehand					

Game/Match Statistics	Game					Match
	1	2	3	4	5	
Longest rally (strokes)	16	37	20	26		37
Average rally	8	9	12	11		10

Game Progress

1	MESZAROS Andrej (SVK)	0	*2	2	*3	5	*7	9	*9	10	*10	10	*11	12
	HADRAVA Jaroslav (CZE)	*0	0	*2	3	*3	3	*3	5	*6	8	*10	10	10
2	MESZAROS Andrej (SVK)	*0	1	*1	3	*4	5	*6	7	*7	8			8
	HADRAVA Jaroslav (CZE)	0	*1	3	*3	4	*5	6	*7	9	*10			11
3	MESZAROS Andrej (SVK)	0	*2	2	*4	5	*5	5	*6	7	*8			8
	HADRAVA Jaroslav (CZE)	*0	0	*2	2	*3	5	*7	8	*9	10			11
4	MESZAROS Andrej (SVK)	*0	1	*2	4	*5	5	*6	7	*7	8			9
	HADRAVA Jaroslav (CZE)	0	*1	2	*2	3	*5	6	*7	9	*10			11

NOTES

"*" denotes server. The "Greatest deficit overcome" only applies when the player ends up winning the game.

LEGEND

TM Men's Team



Detailed Team Match Results

People's Republic of China (CHN) 3 - 0 Germany (GER)

Team Match No : TM4-5(9) Table : 1 Umpires : FRASER Margot (GBR) CURTIS Neil (GBR)

Match 1			Match	Game 1	Game 2	Game 3	Game 4	Game 5
A	CAO Ningning	CHN	3	11	13	11		
X	KOBER Dietmar	GER	0	6	11	3		
Duration of Match 1			18min	4min	6min	4min		

Match 2			Match	Game 1	Game 2	Game 3	Game 4	Game 5
B	ZHANG Yan	CHN	3	6	11	12	11	
Y	CETIN Selcuk	GER	1	11	8	10	5	
Duration of Match 2			27min	7min	6min	6min	4min	

Match 3			Match	Game 1	Game 2	Game 3	Game 4	Game 5
A	CAO Ningning	CHN	3	11	11	12		
Y	CETIN Selcuk	GER	0	5	4	10		
Duration of Match 3			18min	4min	4min	6min		

Duration of Team Match	1h12min
------------------------	---------

Player Statistics	People's Republic of China (CHN)					Germany (GER)						
	Match				Team Match	Match				Team Match		
	1	2	3	4		5	1	2	3		4	5
Points won	35	40	34			109	20	34	19			73
Biggest lead	8	8	7			8	2	6	1			6
Points won on own serve	19	20	17			56	13	17	10			40
Points lost on own serve	7	17	9			33	16	20	17			53
Most consecutive points won	6	8	5			8	4	6	4			6
Greatest deficit overcome	2	6	1			6	-	1	-			1

Match/Team Match Statistics	Match					Team Match
	1	2	3	4	5	
Longest rally (strokes)	13	9	10			13
Average rally	4	4	4			4

NOTES
The "Greatest deficit overcome" only applies when the player/pair ends up winning the game.

LEGEND
TM Men's Team



Detailed Team Match Results

People's Republic of China (CHN) 3 - 0 Germany (GER)

Match 1: CAO Ningning (CHN) 3-0 KOBER Dietmar (GER)

Match Summary		Match	Game 1	Game 2	Game 3	Game 4	Game 5
CAO Ningning	CHN	3	11	13	11		
KOBER Dietmar	GER	0	6	11	3		
	Duration	18min	4min	6min	4min		

Team Match No : TM4-5(9) Table : 1 Umpires : FRASER Margot (GBR) CURTIS Neil (GBR)

Player Statistics	CAO Ningning (CHN)						KOBER Dietmar (GER)					
	Game					Match	Game					Match
	1	2	3	4	5		1	2	3	4	5	
Points won	11	13	11			35	6	11	3			20
Biggest lead	5	2	8			8	2	2	-			2
Points won on own serve	5	8	6			19	3	7	3			13
Points lost on own serve	3	4	0			7	6	5	5			16
Most consecutive points won	6	2	5			6	2	4	2			4
Greatest deficit overcome	2	2	-			2	-	-	-			-
Handedness/Grip	Right/Penholder						Right/Shakehand					

Game/Match Statistics	Game					Match
	1	2	3	4	5	
Longest rally (strokes)	8	13	9			13
Average rally	4	4	4			4

Game Progress

1	CAO Ningning (CHN)	0	*0	1	*3	5	*7	8	*9	10	11					
	KOBER Dietmar (GER)	*0	2	*3	3	*3	3	*4	5	*6	6					
2	CAO Ningning (CHN)	*0	2	*2	2	*3	5	*6	7	*9	10	*10	11	*11	12	13
	KOBER Dietmar (GER)	0	*0	2	*4	5	*5	6	*7	7	*8	10	*10	11	*11	11
3	CAO Ningning (CHN)	0	*2	4	*5	7	*7	9	11							
	KOBER Dietmar (GER)	*0	0	*0	1	*1	3	*3	3							

NOTES

"*" denotes server. The "Greatest deficit overcome" only applies when the player ends up winning the game.

LEGEND

TM Men's Team



Detailed Team Match Results

People's Republic of China (CHN) 3 - 0 Germany (GER)

Match 2: ZHANG Yan (CHN) 3-1 CETIN Selcuk (GER)

Match Summary		Match	Game 1	Game 2	Game 3	Game 4	Game 5
ZHANG Yan	CHN	3	6	11	12	11	
CETIN Selcuk	GER	1	11	8	10	5	
Duration		27min	7min	6min	6min	4min	

Team Match No : TM4-5(9) Table : 1 Umpires : FRASER Margot (GBR) CURTIS Neil (GBR)

Player Statistics	ZHANG Yan (CHN)						CETIN Selcuk (GER)					
	Game					Match	Game					Match
	1	2	3	4	5		1	2	3	4	5	
Points won	6	11	12	11		40	11	8	10	5		34
Biggest lead	1	5	2	8		8	5	-	6	-		6
Points won on own serve	3	5	5	7		20	5	4	4	4		17
Points lost on own serve	6	4	6	1		17	3	6	7	4		20
Most consecutive points won	1	5	8	6		8	3	4	6	3		6
Greatest deficit overcome	-	-	6	-		6	1	-	-	-		1
Handedness/Grip	Right/Penholder						Right/Shakehand					

Game/Match Statistics	Game					Match
	1	2	3	4	5	
Longest rally (strokes)	7	8	9	6		9
Average rally	4	5	4	3		4

Game Progress

1	ZHANG Yan (CHN)	*0	1	*1	2	*3	3	*4	5	*6	6			
	CETIN Selcuk (GER)	0	*1	3	*4	5	*7	8	*9	10	11			
2	ZHANG Yan (CHN)	0	*2	4	*5	5	*6	7	*8	9	*10	11		
	CETIN Selcuk (GER)	*0	0	*0	1	*3	4	*5	6	*7	8	8		
3	ZHANG Yan (CHN)	*0	1	*2	3	*4	4	*4	4	*6	8	*10	11	12
	CETIN Selcuk (GER)	0	*1	2	*3	4	*6	8	*10	10	*10	10	*10	10
4	ZHANG Yan (CHN)	0	*1	3	*5	7	*8	10	*10	11				
	CETIN Selcuk (GER)	*0	1	*1	1	*1	2	*2	4	5				

NOTES

"*" denotes server. The "Greatest deficit overcome" only applies when the player ends up winning the game.

LEGEND

TM Men's Team



Detailed Team Match Results

People's Republic of China (CHN) 3 - 0 Germany (GER)

Match 3: CAO Ningning (CHN) 3-0 CETIN Selcuk (GER)

Match Summary		Match	Game 1	Game 2	Game 3	Game 4	Game 5
CAO Ningning	CHN	3	11	11	12		
CETIN Selcuk	GER	0	5	4	10		
	Duration	18min	4min	4min	6min		

Team Match No : TM4-5(9) Table : 1 Umpires : FRASER Margot (GBR) CURTIS Neil (GBR)

Player Statistics	CAO Ningning (CHN)						CETIN Selcuk (GER)					
	Game					Match	Game					Match
	1	2	3	4	5		1	2	3	4	5	
Points won	11	11	12			34	5	4	10			19
Biggest lead	6	7	5			7	-	1	-			1
Points won on own serve	5	6	6			17	2	3	5			10
Points lost on own serve	3	1	5			9	6	5	6			17
Most consecutive points won	5	5	4			5	2	2	4			4
Greatest deficit overcome	-	1	-			1	-	-	-			-
Handedness/Grip	Right/Penholder						Right/Shakehand					

Game/Match Statistics	Game					Match
	1	2	3	4	5	
Longest rally (strokes)	10	8	8			10
Average rally	4	4	4			4

Game Progress

1	CAO Ningning (CHN)	*0	2	*3	4	*5	7	*9	9	11				
	CETIN Selcuk (GER)	0	*0	1	*2	3	*3	3	*5	5				
2	CAO Ningning (CHN)	0	*1	3	*5	6	*6	8	*10	11				
	CETIN Selcuk (GER)	*0	1	*1	1	*2	4	*4	4	4				
3	CAO Ningning (CHN)	*0	1	*3	4	*5	6	*8	9	*9	10	*10	11	12
	CETIN Selcuk (GER)	0	*1	1	*2	3	*4	4	*5	7	*8	10	*10	10

NOTES

"*" denotes server. The "Greatest deficit overcome" only applies when the player ends up winning the game.

LEGEND

TM Men's Team



Detailed Team Match Results

Israel (ISR) **0 - 3** France (FRA)

Team Match No : TM4-5(10) Table : 3 Umpires : MAY Peter (GBR) GOULDEN David (GBR)

Match 1			Match	Game 1	Game 2	Game 3	Game 4	Game 5
A	SIADA Shay	ISR	1	17	9	7	9	
X	SAVANT-AIRA Nicolas	FRA	3	15	11	11	11	
Duration of Match 1			37min	11min	5min	6min	7min	

Match 2			Match	Game 1	Game 2	Game 3	Game 4	Game 5
B	GEVA Liran	ISR	1	11	6	6	8	
Y	MARTIN Emeric	FRA	3	6	11	11	11	
Duration of Match 2			31min	5min	5min	5min	8min	

Match 3			Match	Game 1	Game 2	Game 3	Game 4	Game 5
A	SIADA Shay	ISR	0	3	5	6		
Y	MARTIN Emeric	FRA	3	11	11	11		
Duration of Match 3			16min	4min	4min	4min		

Duration of Team Match	1h33min
------------------------	---------

Player Statistics	Israel (ISR)					Team Match	France (FRA)					Team Match
	Match						Match					
	1	2	3	4	5		1	2	3	4	5	
Points won	42	31	14			87	48	39	33			120
Biggest lead	3	5	-			5	8	5	8			8
Points won on own serve	23	15	5			43	25	19	16			60
Points lost on own serve	23	20	17			60	19	16	9			44
Most consecutive points won	7	5	2			7	6	6	6			6
Greatest deficit overcome	1	1	-			1	1	2	-			2

Match/Team Match Statistics	Match					Team Match
	1	2	3	4	5	
Longest rally (strokes)	42	16	13			42
Average rally	10	6	6			8

NOTES
The "Greatest deficit overcome" only applies when the player/pair ends up winning the game.

LEGEND
TM Men's Team



Detailed Team Match Results

Israel (ISR) **0 - 3** France (FRA)

Match 1: SIADA Shay (ISR) **1-3** SAVANT-AIRA Nicolas (FRA)

Match Summary		Match	Game 1	Game 2	Game 3	Game 4	Game 5
SIADA Shay	ISR	1	17	9	7	9	
SAVANT-AIRA Nicolas	FRA	3	15	11	11	11	
Duration		37min	11min	5min	6min	7min	

Team Match No : TM4-5(10) Table : 3 Umpires : MAY Peter (GBR) GOULDEN David (GBR)

Player Statistics	SIADA Shay (ISR)						SAVANT-AIRA Nicolas (FRA)					
	Game					Match	Game					Match
	1	2	3	4	5		1	2	3	4	5	
Points won	17	9	7	9		42	15	11	11	11		48
Biggest lead	3	-	1	1		3	1	8	4	2		8
Points won on own serve	8	5	5	5		23	7	6	6	6		25
Points lost on own serve	8	5	5	5		23	9	4	2	4		19
Most consecutive points won	4	7	2	2		7	4	6	5	3		6
Greatest deficit overcome	1	-	-	-		1	-	-	1	1		1
Handedness/Grip	Right/Shakehand						Right/Shakehand					

Game/Match Statistics	Game					Match
	1	2	3	4	5	
Longest rally (strokes)	42	13	33	33		42
Average rally	10	7	11	11		10

Game Progress

1	SIADA Shay (ISR)	*0	1	*2	4	*5	5	*6	7	*8	9	*10	11	*11	12	*12	12	*13	13
	SAVANT-AIRA Nicolas (FRA)	0	*1	2	*2	3	*5	6	*7	8	*9	10	*10	11	*11	12	*13	13	*14
		*14	14	*15	16	17													
		14	*15	15	*15	15													
2	SIADA Shay (ISR)	0	*0	1	*1	1	*1	2	*4	6	*8	9							
	SAVANT-AIRA Nicolas (FRA)	*0	2	*3	5	*7	9	*10	10	*10	10	11							
3	SIADA Shay (ISR)	*0	1	*2	3	*3	3	*4	6	*6	7								
	SAVANT-AIRA Nicolas (FRA)	0	*1	2	*3	5	*7	8	*8	10	11								
4	SIADA Shay (ISR)	0	*1	2	*3	4	*5	6	*7	8	*8	9							
	SAVANT-AIRA Nicolas (FRA)	*0	1	*2	3	*4	5	*6	7	*8	10	11							

NOTES
 "*" denotes server. The "Greatest deficit overcome" only applies when the player ends up winning the game.

LEGEND
 TM Men's Team



Detailed Team Match Results

Israel (ISR) 0 - 3 France (FRA)

Match 2: GEVA Liran (ISR) 1-3 MARTIN Emeric (FRA)

Match Summary		Match	Game 1	Game 2	Game 3	Game 4	Game 5
GEVA Liran	ISR	1	11	6	6	8	
MARTIN Emeric	FRA	3	6	11	11	11	
Duration		31min	5min	5min	5min	8min	

Team Match No : TM4-5(10) Table : 3 Umpires : MAY Peter (GBR) GOULDEN David (GBR)

Player Statistics	GEVA Liran (ISR)						MARTIN Emeric (FRA)					
	Game					Match	Game					Match
	1	2	3	4	5		1	2	3	4	5	
Points won	11	6	6	8		31	6	11	11	11		39
Biggest lead	5	2	-	1		5	1	5	5	5		5
Points won on own serve	6	3	2	4		15	3	6	4	6		19
Points lost on own serve	3	5	7	5		20	5	3	4	4		16
Most consecutive points won	5	2	2	4		5	2	4	3	6		6
Greatest deficit overcome	1	-	-	-		1	-	2	-	1		2
Handedness/Grip	Right/Shakehand						Right/Shakehand					

Game/Match Statistics	Game					Match
	1	2	3	4	5	
Longest rally (strokes)	15	10	13	16		16
Average rally	6	5	6	7		6

Game Progress

1	GEVA Liran (ISR)	*0	1	*2	3	*5	7	*8	9	*10	11	
	MARTIN Emeric (FRA)	0	*1	2	*3	3	*3	4	*5	6	6	
2	GEVA Liran (ISR)	0	*2	2	*2	3	*4	5	*5	6	6	
	MARTIN Emeric (FRA)	*0	0	*2	4	*5	6	*7	9	*10	11	
3	GEVA Liran (ISR)	*0	0	*1	1	*2	3	*4	5	*6	6	
	MARTIN Emeric (FRA)	0	*2	3	*5	6	*7	8	*9	10	11	
4	GEVA Liran (ISR)	0	*1	1	*1	2	*3	5	*6	7	*8	8
	MARTIN Emeric (FRA)	*0	1	*3	5	*6	7	*7	8	*9	10	11

NOTES

"*" denotes server. The "Greatest deficit overcome" only applies when the player ends up winning the game.

LEGEND

TM Men's Team



Detailed Team Match Results

Israel (ISR) **0 - 3** France (FRA)

Match 3: SIADA Shay (ISR) **0-3** MARTIN Emeric (FRA)

Match Summary		Match	Game 1	Game 2	Game 3	Game 4	Game 5
SIADA Shay	ISR	0	3	5	6		
MARTIN Emeric	FRA	3	11	11	11		
Duration		16min	4min	4min	4min		

Team Match No : TM4-5(10) Table : 3 Umpires : MAY Peter (GBR) GOULDEN David (GBR)

Player Statistics	SIADA Shay (ISR)						MARTIN Emeric (FRA)					
	Game					Match	Game					Match
	1	2	3	4	5		1	2	3	4	5	
Points won	3	5	6			14	11	11	11			33
Biggest lead	-	-	-			-	8	6	5			8
Points won on own serve	1	1	3			5	6	4	6			16
Points lost on own serve	5	7	5			17	2	4	3			9
Most consecutive points won	1	2	2			2	6	3	4			6
Greatest deficit overcome	-	-	-			-	-	-	-			-
Handedness/Grip	Right/Shakehand						Right/Shakehand					

Game/Match Statistics	Game					Match
	1	2	3	4	5	
Longest rally (strokes)	13	13	12			13
Average rally	7	7	5			6

Game Progress

1	SIADA Shay (ISR)	0	*1	1	*2	3	*3	3	3	3	
	MARTIN Emeric (FRA)	*0	1	*3	4	*5	7	*9	11		
2	SIADA Shay (ISR)	*0	0	*1	1	*3	3	*4	5	5	
	MARTIN Emeric (FRA)	0	*2	3	*5	5	*7	8	*9	11	
3	SIADA Shay (ISR)	0	*1	2	*2	2	*3	5	*6	6	6
	MARTIN Emeric (FRA)	*0	1	*2	4	*6	7	*7	8	*10	11

NOTES

"*" denotes server. The "Greatest deficit overcome" only applies when the player ends up winning the game.

LEGEND

TM Men's Team



Detailed Team Match Results

Egypt (EGY) 1 - 3 Chinese Taipei (TPE)

Team Match No : TM4-5(11) Table : 5 Umpires : EDWARDS David (GBR) DEMARIO Leonor (BRA)

Match 1		Match	Game 1	Game 2	Game 3	Game 4	Game 5
A	SALEH Sameh	EGY	3	11	11	12	
X	LIN Wen-Hsin	TPE	0	7	9	10	
Duration of Match 1			18min	4min	5min	5min	

Match 2		Match	Game 1	Game 2	Game 3	Game 4	Game 5
B	FETIR Ehab	EGY	0	11	8	8	
Y	LIN Yen-Hung	TPE	3	13	11	11	
Duration of Match 2			23min	8min	7min	5min	

Match 3		Match	Game 1	Game 2	Game 3	Game 4	Game 5
A	SALEH Sameh	EGY	0	9	4	7	
Y	LIN Yen-Hung	TPE	3	11	11	11	
Duration of Match 3			19min	6min	4min	5min	

Match 4		Match	Game 1	Game 2	Game 3	Game 4	Game 5
B	FETIR Ehab	EGY	0	11	9	13	
X	LIN Wen-Hsin	TPE	3	13	11	15	
Duration of Match 4			28min	7min	5min	9min	

Duration of Team Match	1h39min
------------------------	---------

Player Statistics	Egypt (EGY)					Team Match	Chinese Taipei (TPE)					Team Match
	Match						Match					
	1	2	3	4	5		1	2	3	4	5	
Points won	34	27	20	33		114	26	35	33	39		133
Biggest lead	4	3	1	3		4	4	3	7	4		7
Points won on own serve	19	15	10	18		62	16	19	16	21		72
Points lost on own serve	10	16	17	18		61	15	12	10	15		52
Most consecutive points won	6	4	3	3		6	4	5	6	4		6
Greatest deficit overcome	4	-	-	-		4	-	3	1	3		3

Match/Team Match Statistics	Match					Team Match
	1	2	3	4	5	
Longest rally (strokes)	16	68	63	22		68
Average rally	4	13	11	7		9

NOTES
The "Greatest deficit overcome" only applies when the player/pair ends up winning the game.

LEGEND
TM Men's Team



Detailed Team Match Results

Egypt (EGY) 1 - 3 Chinese Taipei (TPE)

Match 1: SALEH Sameh (EGY) 3-0 LIN Wen-Hsin (TPE)

Match Summary		Match	Game 1	Game 2	Game 3	Game 4	Game 5
SALEH Sameh	EGY	3	11	11	12		
LIN Wen-Hsin	TPE	0	7	9	10		
	Duration	18min	4min	5min	5min		

Team Match No : TM4-5(11) Table : 5 Umpires : EDWARDS David (GBR) DEMARIO Leonor (BRA)

Player Statistics	SALEH Sameh (EGY)						LIN Wen-Hsin (TPE)					
	Game					Match	Game					Match
	1	2	3	4	5		1	2	3	4	5	
Points won	11	11	12			34	7	9	10			26
Biggest lead	4	3	2			4	1	1	4			4
Points won on own serve	5	7	7			19	4	6	6			16
Points lost on own serve	3	3	4			10	6	4	5			15
Most consecutive points won	4	3	6			6	4	3	3			4
Greatest deficit overcome	1	1	4			4	-	-	-			-
Handedness/Grip	Right/Shakehand						Left/Penholder					

Game/Match Statistics	Game					Match
	1	2	3	4	5	
Longest rally (strokes)	16	10	9			16
Average rally	5	5	4			4

Game Progress

1	SALEH Sameh (EGY)	0	*1	2	*4	6	*7	7	*7	9	11			
	LIN Wen-Hsin (TPE)	*0	1	*2	2	*2	3	*5	7	*7	7			
2	SALEH Sameh (EGY)	*0	2	*2	3	*5	6	*7	8	*8	10	11		
	LIN Wen-Hsin (TPE)	0	*0	2	*3	3	*4	5	*6	8	*8	9		
3	SALEH Sameh (EGY)	0	*1	2	*3	4	*4	5	*5	6	*8	10	*11	12
	LIN Wen-Hsin (TPE)	*0	1	*2	3	*4	6	*7	9	*10	10	*10	10	10

NOTES

"*" denotes server. The "Greatest deficit overcome" only applies when the player ends up winning the game.

LEGEND

TM Men's Team



Detailed Team Match Results

Egypt (EGY) 1 - 3 Chinese Taipei (TPE)

Match 2: FETIR Ehab (EGY) 0-3 LIN Yen-Hung (TPE)

Match Summary		Match	Game 1	Game 2	Game 3	Game 4	Game 5
FETIR Ehab	EGY	0	11	8	8		
LIN Yen-Hung	TPE	3	13	11	11		
Duration		23min	8min	7min	5min		

Team Match No : TM4-5(11) Table : 5 Umpires : EDWARDS David (GBR) DEMARIO Leonor (BRA)

Player Statistics	FETIR Ehab (EGY)						LIN Yen-Hung (TPE)					
	Game					Match	Game					Match
	1	2	3	4	5		1	2	3	4	5	
Points won	11	8	8			27	13	11	11			35
Biggest lead	3	3	3			3	3	3	3			3
Points won on own serve	7	4	4			15	8	5	6			19
Points lost on own serve	5	6	5			16	4	4	4			12
Most consecutive points won	3	4	2			4	4	4	5			5
Greatest deficit overcome	-	-	-			-	3	3	3			3
Handedness/Grip	Right/Shakehand						Right/Penholder					

Game/Match Statistics	Game					Match
	1	2	3	4	5	
Longest rally (strokes)	52	68	41			68
Average rally	14	16	11			13

Game Progress

1	FETIR Ehab (EGY)	0	*1	3	*4	5	*5	6	*7	7	*8	10	*10	11	*11	11
	LIN Yen-Hung (TPE)	*0	1	*1	2	*3	5	*6	7	*9	10	*10	11	*11	12	13
2	FETIR Ehab (EGY)	*0	1	*3	4	*5	6	*7	7	*7	8					8
	LIN Yen-Hung (TPE)	0	*1	1	*2	3	*4	5	*7	9	*10	11				
3	FETIR Ehab (EGY)	0	*1	3	*4	5	*6	6	*6	7	*8					8
	LIN Yen-Hung (TPE)	*0	1	*1	2	*3	4	*6	8	*9	10	11				

NOTES

"*" denotes server. The "Greatest deficit overcome" only applies when the player ends up winning the game.

LEGEND

TM Men's Team



Detailed Team Match Results

Egypt (EGY) 1 - 3 Chinese Taipei (TPE)

Match 3: SALEH Sameh (EGY) 0-3 LIN Yen-Hung (TPE)

Match Summary		Match	Game 1	Game 2	Game 3	Game 4	Game 5
SALEH Sameh	EGY	0	9	4	7		
LIN Yen-Hung	TPE	3	11	11	11		
Duration		19min	6min	4min	5min		

Team Match No : TM4-5(11) Table : 5 Umpires : EDWARDS David (GBR) DEMARIO Leonor (BRA)

Player Statistics	SALEH Sameh (EGY)						LIN Yen-Hung (TPE)					
	Game					Match	Game					Match
	1	2	3	4	5		1	2	3	4	5	
Points won	9	4	7			20	11	11	11			33
Biggest lead	1	1	-			1	3	7	6			7
Points won on own serve	5	2	3			10	6	6	4			16
Points lost on own serve	5	5	7			17	4	2	4			10
Most consecutive points won	3	2	3			3	4	6	6			6
Greatest deficit overcome	-	-	-			-	1	1	-			1
Handedness/Grip	Right/Shakehand						Right/Penholder					

Game/Match Statistics	Game					Match
	1	2	3	4	5	
Longest rally (strokes)	63	22	41			63
Average rally	14	8	12			11

Game Progress

1	SALEH Sameh (EGY)	*0	1	*2	3	*3	4	*6	6	*7	9	9
	LIN Yen-Hung (TPE)	0	*1	2	*3	5	*6	6	*8	9	*9	11
2	SALEH Sameh (EGY)	0	*1	2	*3	3	*3	4	*4	4		
	LIN Yen-Hung (TPE)	*0	1	*2	3	*5	7	*8	10	11		
3	SALEH Sameh (EGY)	*0	0	*0	0	*2	3	*4	5	*6	7	
	LIN Yen-Hung (TPE)	0	*2	4	*6	6	*7	8	*9	10	11	

NOTES
 "*" denotes server. The "Greatest deficit overcome" only applies when the player ends up winning the game.

LEGEND
 TM Men's Team



Detailed Team Match Results

Egypt (EGY) 1 - 3 Chinese Taipei (TPE)

Match 4: FETIR Ehab (EGY) 0-3 LIN Wen-Hsin (TPE)

Match Summary		Match	Game 1	Game 2	Game 3	Game 4	Game 5
FETIR Ehab	EGY	0	11	9	13		
LIN Wen-Hsin	TPE	3	13	11	15		
Duration		28min	7min	5min	9min		

Team Match No : TM4-5(11) Table : 5 Umpires : EDWARDS David (GBR) DEMARIO Leonor (BRA)

Player Statistics	FETIR Ehab (EGY)						LIN Wen-Hsin (TPE)					
	Game					Match	Game					Match
	1	2	3	4	5		1	2	3	4	5	
Points won	11	9	13			33	13	11	15			39
Biggest lead	3	-	2			3	2	4	2			4
Points won on own serve	7	4	7			18	8	5	8			21
Points lost on own serve	5	6	7			18	4	5	6			15
Most consecutive points won	3	3	3			3	3	3	4			4
Greatest deficit overcome	-	-	-			-	3	-	2			3
Handedness/Grip	Right/Shakehand						Left/Penholder					

Game/Match Statistics	Game					Match
	1	2	3	4	5	
Longest rally (strokes)	19	14	22			22
Average rally	6	6	9			7

Game Progress

1	FETIR Ehab (EGY)	*0	1	*2	4	*4	5	*6	7	*9	10	*10	11	*11	11	11			
	LIN Wen-Hsin (TPE)	0	*1	2	*2	4	*5	6	*7	7	*8	10	*10	11	*12	13			
2	FETIR Ehab (EGY)	0	*0	1	*2	3	*4	4	*6	7	*8	9							
	LIN Wen-Hsin (TPE)	*0	2	*3	4	*5	6	*8	8	*9	10	11							
3	FETIR Ehab (EGY)	*0	1	*3	3	*3	4	*5	6	*7	9	*10	11	*11	11	*12	13	*13	13
	LIN Wen-Hsin (TPE)	0	*1	1	*3	5	*6	7	*8	9	*9	10	*10	11	*12	12	*12	13	*14
		13																	
		15																	

NOTES

"*" denotes server. The "Greatest deficit overcome" only applies when the player ends up winning the game.

LEGEND

TM Men's Team



Detailed Team Match Results

Czech Republic (CZE) **0 - 3** Republic of Korea (KOR)

Team Match No : TM4-5(12) Table : 7 Umpires : GAMAL Abdel Nasser (EGY) SZILY Marta (HUN)

Match 1			Match	Game 1	Game 2	Game 3	Game 4	Game 5
A	TAUS Rene	CZE	0	4	2	6		
X	KIM Jung Gil	KOR	3	11	11	11		
Duration of Match 1			15min	4min	4min	6min		

Match 2			Match	Game 1	Game 2	Game 3	Game 4	Game 5
B	HADRAVA Jaroslav	CZE	0	5	6	2		
Y	KIM Young Gun	KOR	3	11	11	11		
Duration of Match 2			14min	4min	4min	3min		

Match 3			Match	Game 1	Game 2	Game 3	Game 4	Game 5
A	TAUS Rene	CZE	1	11	9	1	4	
Y	KIM Young Gun	KOR	3	4	11	11	11	
Duration of Match 3			21min	4min	6min	6min	4min	

Duration of Team Match	58min
------------------------	--------------

Player Statistics	Czech Republic (CZE)					Republic of Korea (KOR)					
	Match				Team Match	Match				Team Match	
	1	2	3	4	5	1	2	3	4	5	
Points won	13	13	25			51	32	33	37		102
Biggest lead	3	2	7			7	9	9	10		10
Points won on own serve	9	7	15			31	17	18	21		56
Points lost on own serve	15	15	16			46	4	6	10		20
Most consecutive points won	3	3	5			5	6	6	10		10
Greatest deficit overcome	-	-	1			1	3	2	4		4

Match/Team Match Statistics	Match					Team Match
	1	2	3	4	5	
Longest rally (strokes)	9	15	10			15
Average rally	4	6	5			5

NOTES
The "Greatest deficit overcome" only applies when the player/pair ends up winning the game.

LEGEND
TM Men's Team



Detailed Team Match Results

Czech Republic (CZE) **0 - 3** Republic of Korea (KOR)

Match 1: TAUS Rene (CZE) **0-3** KIM Jung Gil (KOR)

Match Summary		Match	Game 1	Game 2	Game 3	Game 4	Game 5
TAUS Rene	CZE	0	4	2	6		
KIM Jung Gil	KOR	3	11	11	11		
Duration		15min	4min	4min	6min		

Team Match No : TM4-5(12) Table : 7 Umpires : GAMAL Abdel Nasser (EGY) SZILY Marta (HUN)

Player Statistics	TAUS Rene (CZE)						KIM Jung Gil (KOR)					
	Game					Match	Game					Match
	1	2	3	4	5		1	2	3	4	5	
Points won	5	2	6			13	10	11	11			32
Biggest lead	1	-	3			3	8	9	5			9
Points won on own serve	3	1	5			9	5	6	6			17
Points lost on own serve	5	5	5			15	2	1	1			4
Most consecutive points won	2	1	3			3	5	6	4			6
Greatest deficit overcome	-	-	-			-	1	-	3			3
Handedness/Grip	Right/Shakehand						Right/Shakehand					

Game/Match Statistics	Game					Match
	1	2	3	4	5	
Longest rally (strokes)	9	7	8			9
Average rally	4	3	3			4

Game Progress

1	TAUS Rene (CZE)	*0	0	*1	1	*2	2	*2	4	4	
	KIM Jung Gil (KOR)	0	*2	3	*5	6	*8	10	*10	11	
2	TAUS Rene (CZE)	0	*1	1	*1	2	*2	2	2	2	
	KIM Jung Gil (KOR)	*0	1	*3	5	*6	8	*10	11	11	
3	TAUS Rene (CZE)	*0	2	*3	4	*4	*5	5	*5	6	6
	KIM Jung Gil (KOR)	0	*0	1	*2	4	5	*7	9	*10	11

NOTES
 "*" denotes server. The "Greatest deficit overcome" only applies when the player ends up winning the game.

LEGEND
 TM Men's Team



Detailed Team Match Results

Czech Republic (CZE) **0 - 3** Republic of Korea (KOR)

Match 2: HADRAVA Jaroslav (CZE) **0-3** KIM Young Gun (KOR)

Match Summary		Match	Game 1	Game 2	Game 3	Game 4	Game 5
HADRAVA Jaroslav	CZE	0	5	6	2		
KIM Young Gun	KOR	3	11	11	11		
Duration		14min	4min	4min	3min		

Team Match No : TM4-5(12) Table : 7 Umpires : GAMAL Abdel Nasser (EGY) SZILY Marta (HUN)

Player Statistics	HADRAVA Jaroslav (CZE)						KIM Young Gun (KOR)					
	Game					Match	Game					Match
	1	2	3	4	5		1	2	3	4	5	
Points won	5	6	2			13	11	11	11			33
Biggest lead	1	2	-			2	6	5	9			9
Points won on own serve	2	4	1			7	6	6	6			18
Points lost on own serve	5	5	5			15	3	2	1			6
Most consecutive points won	2	3	1			3	4	6	5			6
Greatest deficit overcome	-	-	-			-	1	2	-			2
Handedness/Grip	Right/Shakehand						Right/Shakehand					

Game/Match Statistics	Game					Match
	1	2	3	4	5	
Longest rally (strokes)	12	15	10			15
Average rally	6	6	5			6

Game Progress

1	HADRAVA Jaroslav (CZE)	0	1	*2	*2	4	*4	4	*5	5	
	KIM Young Gun (KOR)	*0	*1	2	4	*4	6	*8	9	11	
2	HADRAVA Jaroslav (CZE)	*0	2	*3	3	*3	5	*6	6	*6	6
	KIM Young Gun (KOR)	0	*0	1	*3	5	*5	6	*8	10	11
3	HADRAVA Jaroslav (CZE)	0	*0	1	*1	1	*2	2	2	2	
	KIM Young Gun (KOR)	*0	2	*3	5	*7	8	*10	11		

NOTES
 "*" denotes server. The "Greatest deficit overcome" only applies when the player ends up winning the game.

LEGEND
 TM Men's Team



Detailed Team Match Results

Czech Republic (CZE) **0 - 3** Republic of Korea (KOR)

Match 3: TAUS Rene (CZE) **1-3** KIM Young Gun (KOR)

Match Summary		Match	Game 1	Game 2	Game 3	Game 4	Game 5
TAUS Rene	CZE	1	11	9	1	4	
KIM Young Gun	KOR	3	4	11	11	11	
Duration		21min	4min	6min	6min	4min	

Team Match No : TM4-5(12) Table : 7 Umpires : GAMAL Abdel Nasser (EGY) SZILY Marta (HUN)

Player Statistics	TAUS Rene (CZE)						KIM Young Gun (KOR)					
	Game					Match	Game					Match
	1	2	3	4	5		1	2	3	4	5	
Points won	11	9	1	4		25	4	11	11	11		37
Biggest lead	7	4	-	-		7	1	2	10	7		10
Points won on own serve	6	6	0	3		15	2	7	5	7		21
Points lost on own serve	2	4	6	4		16	5	3	1	1		10
Most consecutive points won	5	3	1	2		5	1	6	10	4		10
Greatest deficit overcome	1	-	-	-		1	-	4	-	-		4
Handedness/Grip	Right/Shakehand						Right/Shakehand					

Game/Match Statistics	Game					Match
	1	2	3	4	5	
Longest rally (strokes)	9	10	9	6		10
Average rally	5	4	4	4		5

Game Progress

1	TAUS Rene (CZE)	*0	1	*2	3	*5	7	*8	10	11		
	KIM Young Gun (KOR)	0	*1	2	*3	3	*3	4	*4	4		
2	TAUS Rene (CZE)	0	*1	3	*4	6	*6	6	*6	8	*9	9
	KIM Young Gun (KOR)	*0	1	*1	2	*2	4	*6	8	*8	9	11
3	TAUS Rene (CZE)	*0	0	*0	0	*0	0	1				
	KIM Young Gun (KOR)	0	*2	4	*6	8	*10	11				
4	TAUS Rene (CZE)	0	*0	1	*1	2	*2	3	*4	4		
	KIM Young Gun (KOR)	*0	2	*3	5	*6	8	*9	10	11		

NOTES

"*" denotes server. The "Greatest deficit overcome" only applies when the player ends up winning the game.

LEGEND

TM Men's Team



Detailed Team Match Results

People's Republic of China (CHN) 3 - 2 France (FRA)

Team Match No : TM4-5(13) Table : 1 Umpires : ROBERTS Averil (NZL) ATTOOR Satheese (IND)

Match 1			Match	Game 1	Game 2	Game 3	Game 4	Game 5
A	CAO Ningning	CHN	1	10	13	9	9	
X	THOMAS Maxime	FRA	3	12	11	11	11	
Duration of Match 1			31min	7min	7min	7min	6min	

Match 2			Match	Game 1	Game 2	Game 3	Game 4	Game 5
B	ZHANG Yan	CHN	3	12	11	7	10	11
Y	MARTIN Emeric	FRA	2	10	4	11	12	3
Duration of Match 2			31min	6min	4min	4min	6min	5min

Match 3			Match	Game 1	Game 2	Game 3	Game 4	Game 5
A	CAO Ningning	CHN	3	14	11	11		
Y	MARTIN Emeric	FRA	0	12	9	5		
Duration of Match 3			22min	6min	6min	6min		

Match 4			Match	Game 1	Game 2	Game 3	Game 4	Game 5
B	ZHANG Yan	CHN	1	5	11	11	8	
X	THOMAS Maxime	FRA	3	11	13	8	11	
Duration of Match 4			29min	5min	8min	5min	6min	

Match 5			Match	Game 1	Game 2	Game 3	Game 4	Game 5
	CAO N / ZHANG Y	CHN	3	9	11	11	11	12
	THOMAS M / MARTIN E	FRA	2	11	5	4	13	10
Duration of Match 5			41min	7min	4min	5min	9min	9min

Duration of Team Match	3h1min
------------------------	--------

Player Statistics	People's Republic of China (CHN)						France (FRA)					
	Match					Team Match	Match					Team Match
	1	2	3	4	5		1	2	3	4	5	
Points won	41	51	36	35	54	217	45	40	26	43	43	197
Biggest lead	5	8	6	3	7	8	6	4	2	6	2	6
Points won on own serve	26	27	17	17	28	115	28	23	12	22	22	107
Points lost on own serve	17	17	14	21	21	90	15	24	19	18	26	102
Most consecutive points won	5	6	6	3	6	6	5	5	3	4	5	5
Greatest deficit overcome	6	3	2	2	2	6	5	3	-	2	3	5

Match/Team Match Statistics	Match					Team Match
	1	2	3	4	5	
Longest rally (strokes)	17	16	12	21	35	35
Average rally	5	6	5	7	7	6

NOTES
The "Greatest deficit overcome" only applies when the player/pair ends up winning the game.

LEGEND
TM Men's Team



Detailed Team Match Results

People's Republic of China (CHN) 3 - 2 France (FRA)

Match 1: CAO Ningning (CHN) 1-3 THOMAS Maxime (FRA)

Match Summary		Match	Game 1	Game 2	Game 3	Game 4	Game 5
CAO Ningning	CHN	1	10	13	9	9	
THOMAS Maxime	FRA	3	12	11	11	11	
Duration		31min	7min	7min	7min	6min	

Team Match No : TM4-5(13) Table : 1 Umpires : ROBERTS Averil (NZL) ATTOOR Satheese (IND)

Player Statistics	CAO Ningning (CHN)						THOMAS Maxime (FRA)					
	Game					Match	Game					Match
	1	2	3	4	5		1	2	3	4	5	
Points won	10	13	9	9		41	12	11	11	11		45
Biggest lead	2	2	3	5		5	4	6	2	2		6
Points won on own serve	7	7	5	7		26	7	7	6	8		28
Points lost on own serve	5	4	5	3		17	3	6	4	2		15
Most consecutive points won	3	5	2	4		5	5	5	3	5		5
Greatest deficit overcome	-	6	-	-		6	2	-	3	5		5
Handedness/Grip	Right/Penholder						Right/Shakehand					

Game/Match Statistics	Game					Match
	1	2	3	4	5	
Longest rally (strokes)	17	11	9	10		17
Average rally	4	5	5	5		5

Game Progress

1	CAO Ningning (CHN)	*0	2	*2	*3	3	*3	4	*6	7	*8	10	*10	10		
	THOMAS Maxime (FRA)	0	*0	2	3	*5	7	*8	8	*9	10	*10	11	12		
2	CAO Ningning (CHN)	0	*0	0	1	*2	2	*3	5	*6	8	*10	11	*11	12	13
	THOMAS Maxime (FRA)	*0	2	*4	*5	6	*8	9	*9	10	*10	10	*10	11	*11	11
3	CAO Ningning (CHN)	0	*1	2	*3	5	*6	7	*7	8	*9	9				
	THOMAS Maxime (FRA)	*0	1	*2	3	*3	4	*5	7	*8	9	11				
4	CAO Ningning (CHN)	*0	2	*3	5	*6	6	*6	7	*7	9	9				
	THOMAS Maxime (FRA)	0	*0	1	*1	2	*4	6	*7	9	*9	11				

NOTES

"*" denotes server. The "Greatest deficit overcome" only applies when the player ends up winning the game.

LEGEND

TM Men's Team



Detailed Team Match Results

People's Republic of China (CHN) 3 - 2 France (FRA)

Match 2: ZHANG Yan (CHN) 3-2 MARTIN Emeric (FRA)

Match Summary		Match	Game 1	Game 2	Game 3	Game 4	Game 5
ZHANG Yan	CHN	3	12	11	7	10	11
MARTIN Emeric	FRA	2	10	4	11	12	3
Duration		31min	6min	4min	4min	6min	5min

Team Match No : TM4-5(13) Table : 1 Umpires : ROBERTS Averil (NZL) ATTOOR Satheese (IND)

Player Statistics	ZHANG Yan (CHN)						MARTIN Emeric (FRA)					
	Game					Match	Game					Match
	1	2	3	4	5		1	2	3	4	5	
Points won	12	11	7	10	11	51	10	4	11	12	3	40
Biggest lead	2	7	1	3	8	8	3	-	4	3	-	4
Points won on own serve	5	8	5	4	5	27	4	4	8	5	2	23
Points lost on own serve	6	0	3	7	1	17	7	3	2	6	6	24
Most consecutive points won	3	6	2	3	4	6	3	2	3	5	1	5
Greatest deficit overcome	3	-	-	-	-	3	-	-	1	3	-	3
Handedness/Grip	Right/Penholder						Right/Shakehand					

Game/Match Statistics	Game					Match
	1	2	3	4	5	
Longest rally (strokes)	11	12	14	16	14	16
Average rally	5	5	5	7	7	6

Game Progress

1	ZHANG Yan (CHN)	0	*1	2	*2	3	*5	6	*8	8	*9	10	*11	12
	MARTIN Emeric (FRA)	*0	1	*2	4	*5	5	*6	6	*8	9	*10	10	10
2	ZHANG Yan (CHN)	*0	2	*2	4	*6	8	*8	10	11				
	MARTIN Emeric (FRA)	0	*0	2	*2	2	*2	4	*4	4				
3	ZHANG Yan (CHN)	0	*1	2	*2	4	*4	5	*6	7	7			
	MARTIN Emeric (FRA)	*0	1	*2	4	*4	6	*7	8	*9	11			
4	ZHANG Yan (CHN)	*0	2	*3	4	*5	5	*7	7	*7	8	*10	10	10
	MARTIN Emeric (FRA)	0	*0	1	*2	3	*5	5	*7	9	*10	10	*11	12
5	ZHANG Yan (CHN)	0	*2	4	*5	6	*8	10	11					
	MARTIN Emeric (FRA)	*0	0	*0	1	*2	2	*2	3					

NOTES

"*" denotes server. The "Greatest deficit overcome" only applies when the player ends up winning the game.

LEGEND

TM Men's Team



Detailed Team Match Results

People's Republic of China (CHN) 3 - 2 France (FRA)

Match 3: CAO Ningning (CHN) 3-0 MARTIN Emeric (FRA)

Match Summary		Match	Game 1	Game 2	Game 3	Game 4	Game 5
CAO Ningning	CHN	3	14	11	11		
MARTIN Emeric	FRA	0	12	9	5		
	Duration	22min	6min	6min	6min		

Team Match No : TM4-5(13) Table : 1 Umpires : ROBERTS Averil (NZL) ATTOOR Satheese (IND)

Player Statistics	CAO Ningning (CHN)						MARTIN Emeric (FRA)					
	Game					Match	Game					Match
	1	2	3	4	5		1	2	3	4	5	
Points won	14	11	11			36	12	9	5			26
Biggest lead	2	4	6			6	2	2	-			2
Points won on own serve	6	6	5			17	5	5	2			12
Points lost on own serve	7	4	3			14	8	5	6			19
Most consecutive points won	3	6	4			6	3	3	2			3
Greatest deficit overcome	2	2	-			2	-	-	-			-
Handedness/Grip	Right/Penholder						Right/Shakehand					

Game/Match Statistics	Game					Match
	1	2	3	4	5	
Longest rally (strokes)	10	10	12			12
Average rally	5	4	5			5

Game Progress

1	CAO Ningning (CHN)	*0	1	*3	3	*4	4	*5	7	*8	9	*10	11	*11	11	*12	13	14
	MARTIN Emeric (FRA)	0	*1	1	*3	4	*6	7	*7	8	*9	10	*10	11	*12	12	*12	12
2	CAO Ningning (CHN)	0	*0	1	*3	3	*4	6	*8	10	*10	11						
	MARTIN Emeric (FRA)	*0	2	*3	3	*5	6	*6	6	*6	8	9						
3	CAO Ningning (CHN)	*0	2	*4	5	*5	6	*8	9	11								
	MARTIN Emeric (FRA)	0	*0	0	*1	3	*4	4	*5	5								

NOTES

"*" denotes server. The "Greatest deficit overcome" only applies when the player ends up winning the game.

LEGEND

TM Men's Team



Detailed Team Match Results

People's Republic of China (CHN) 3 - 2 France (FRA)

Match 4: ZHANG Yan (CHN) 1-3 THOMAS Maxime (FRA)

Match Summary		Match	Game 1	Game 2	Game 3	Game 4	Game 5
ZHANG Yan	CHN	1	5	11	11	8	
THOMAS Maxime	FRA	3	11	13	8	11	
Duration		29min	5min	8min	5min	6min	

Team Match No : TM4-5(13) Table : 1 Umpires : ROBERTS Averil (NZL) ATTOOR Satheese (IND)

Player Statistics	ZHANG Yan (CHN)						THOMAS Maxime (FRA)					
	Game					Match	Game					Match
	1	2	3	4	5		1	2	3	4	5	
Points won	5	11	11	8		35	11	13	8	11		43
Biggest lead	-	2	3	2		3	6	2	2	3		6
Points won on own serve	1	5	7	4		17	5	6	5	6		22
Points lost on own serve	6	7	3	5		21	4	6	4	4		18
Most consecutive points won	2	2	3	2		3	3	4	3	3		4
Greatest deficit overcome	-	-	2	-		2	-	2	-	2		2
Handedness/Grip	Right/Penholder						Right/Shakehand					

Game/Match Statistics	Game					Match
	1	2	3	4	5	
Longest rally (strokes)	21	19	16	15		21
Average rally	7	7	6	8		7

Game Progress

1	ZHANG Yan (CHN)	*0	0	1	1	*3	3	*4	5	5						
	THOMAS Maxime (FRA)	0	*2	*3	*5	5	*7	8	*9	11						
2	ZHANG Yan (CHN)	0	*1	2	*4	5	*6	6	*8	8	*8	10	*10	11	*11	11
	THOMAS Maxime (FRA)	*0	1	*2	2	*3	4	*6	6	*8	10	*10	11	*11	12	13
3	ZHANG Yan (CHN)	*0	1	*1	3	*4	6	*7	8	*9	10	11				
	THOMAS Maxime (FRA)	0	*1	3	*3	4	*4	5	*6	7	*8	8				
4	ZHANG Yan (CHN)	0	*2	2	*3	4	*4	6	*6	7	*8	8				
	THOMAS Maxime (FRA)	*0	0	*2	3	*4	6	*6	8	*9	10	11				

NOTES

"*" denotes server. The "Greatest deficit overcome" only applies when the player ends up winning the game.

LEGEND

TM Men's Team



Detailed Team Match Results

People's Republic of China (CHN) 3 - 2 France (FRA)

Match 5: CAO Ningning (CHN) 3-2 THOMAS Maxime (FRA)
ZHANG Yan MARTIN Emeric

Match Summary		Match	Game 1	Game 2	Game 3	Game 4	Game 5
CAO Ningning / ZHANG Y	CHN	3	9	11	11	11	12
THOMAS Maxime / MARTIN E	FRA	2	11	5	4	13	10
	Duration	41min	7min	4min	5min	9min	9min

Team Match No : TM4-5(13) Table : 1 Umpires : ROBERTS Averil (NZL) ATTOOR Satheese (IND)

Player Statistics	CAO N / ZHANG Y (CHN)						THOMAS M / MARTIN E (FRA)					
	Game					Match	Game					Match
	1	2	3	4	5		1	2	3	4	5	
Points won	9	11	11	11	12	54	11	5	4	13	10	43
Biggest lead	3	6	7	2	2	7	2	2	-	2	2	2
Points won on own serve	6	6	6	6	4	28	7	3	2	7	3	22
Points lost on own serve	4	2	2	6	7	21	3	5	5	5	8	26
Most consecutive points won	4	6	6	4	3	6	5	2	2	3	4	5
Greatest deficit overcome	-	2	-	-	2	2	3	-	-	2	-	3
Handedness/Grip	Right/Penholder - Right/Penholder						Right/Shakehand - Right/Shakehand					

Game/Match Statistics	Game					Match
	1	2	3	4	5	
Longest rally (strokes)	25	16	20	15	35	35
Average rally	9	5	8	6	9	7

Game Progress

1	CAO N / ZHANG Y (CHN)	*-0	1	*-1	3	*-4	6	*-7	8	*-9	9	9				
	THOMAS M / MARTIN E (FRA)	0	*-1	3	*-3	4	*-4	5	*-6	7	*-9	11				
2	CAO N / ZHANG Y (CHN)	0	*-0	2	*-4	6	*-7	8	*-10	11						
	THOMAS M / MARTIN E (FRA)	*-0	2	*-2	2	*-2	3	*-4	4	5						
3	CAO N / ZHANG Y (CHN)	*-0	1	*-2	4	*-5	6	*-8	10	11						
	THOMAS M / MARTIN E (FRA)	0	*-1	2	*-2	3	*-4	4	*-4	4						
4	CAO N / ZHANG Y (CHN)	0	*-1	2	*-2	4	*-4	6	*-8	8	*-9	10	*-11	11	*-11	11
	THOMAS M / MARTIN E (FRA)	*-0	1	*-2	4	*-4	6	*-6	6	*-8	9	*-10	10	*-11	12	13
5	CAO N / ZHANG Y (CHN)	*-0	1	*-3	3	*-3	4	*-6	6	*-8	9	*-10	11	12		
	THOMAS M / MARTIN E (FRA)	0	*-1	1	*-3	5	*-6	6	*-8	8	*-9	10	*-10	10		

NOTES

"*-"" denotes first player of pair is server, "-*" denotes second player of pair is server. The "Greatest deficit overcome" only applies when the pair ends up winning the game.

LEGEND

TM Men's Team



Detailed Team Match Results

Chinese Taipei (TPE) 0 - 3 Republic of Korea (KOR)

Team Match No : TM4-5(14) Table : 7 Umpires : KARSHTEDT Yelena (USA) SUTCLIFFE Russell (GBR)

Match 1			Match	Game 1	Game 2	Game 3	Game 4	Game 5
A	LIN Yen-Hung	TPE	2	17	11	8	7	6
X	CHOI Il Sang	KOR	3	15	8	11	11	11
Duration of Match 1			43min	12min	6min	5min	6min	6min

Match 2			Match	Game 1	Game 2	Game 3	Game 4	Game 5
B	KO Kun-Nan	TPE	1	5	5	11	5	
Y	KIM Young Gun	KOR	3	11	11	9	11	
Duration of Match 2			24min	5min	4min	7min	5min	

Match 3			Match	Game 1	Game 2	Game 3	Game 4	Game 5
A	LIN Yen-Hung	TPE	1	7	11	3	3	
Y	KIM Young Gun	KOR	3	11	5	11	11	
Duration of Match 3			24min	4min	5min	4min	6min	

Duration of Team Match	1h39min
------------------------	---------

Player Statistics	Chinese Taipei (TPE)					Team Match	Republic of Korea (KOR)					Team Match
	Match						Match					
	1	2	3	4	5		1	2	3	4	5	
Points won	49	26	24			99	56	42	38			136
Biggest lead	3	3	6			6	7	6	8			8
Points won on own serve	28	14	11			53	32	22	19			73
Points lost on own serve	24	20	19			63	21	12	13			46
Most consecutive points won	4	4	4			4	5	6	6			6
Greatest deficit overcome	2	2	-			2	1	1	2			2

Match/Team Match Statistics	Match					Team Match
	1	2	3	4	5	
Longest rally (strokes)	44	41	49			49
Average rally	9	7	11			9

NOTES
The "Greatest deficit overcome" only applies when the player/pair ends up winning the game.

LEGEND
TM Men's Team



Detailed Team Match Results

Chinese Taipei (TPE) **0 - 3** Republic of Korea (KOR)

Match 1: LIN Yen-Hung (TPE) **2-3** **CHOI II Sang (KOR)**

Match Summary		Match	Game 1	Game 2	Game 3	Game 4	Game 5
LIN Yen-Hung	TPE	2	17	11	8	7	6
CHOI II Sang	KOR	3	15	8	11	11	11
Duration		43min	12min	6min	5min	6min	6min

Team Match No : TM4-5(14) Table : 7 Umpires : KARSHTEDT Yelena (USA) SUTCLIFFE Russell (GBR)

Player Statistics	LIN Yen-Hung (TPE)						CHOI II Sang (KOR)					
	Game					Match	Game					Match
	1	2	3	4	5		1	2	3	4	5	
Points won	17	11	8	7	6	49	15	8	11	11	11	56
Biggest lead	3	3	1	-	1	3	2	2	4	5	7	7
Points won on own serve	9	7	5	3	4	28	8	6	6	6	6	32
Points lost on own serve	7	2	5	5	5	24	8	4	3	4	2	21
Most consecutive points won	3	3	2	2	4	4	3	3	3	4	5	5
Greatest deficit overcome	2	2	-	-	-	2	-	-	1	-	1	1
Handedness/Grip	Right/Penholder						Right/Shakehand					

Game/Match Statistics	Game					Match
	1	2	3	4	5	
Longest rally (strokes)	44	33	13	26	41	44
Average rally	11	9	5	8	10	9

Game Progress

1	LIN Yen-Hung (TPE)	*0	2	*3	4	*5	6	*6	7	*8	8	*10	11	*11	12	*12	13	*13	13
	CHOI II Sang (KOR)	0	*0	1	*2	3	*4	6	*7	8	*10	10	*10	11	*11	12	*12	13	*14
		*14	14	*15	16	17													
		14	*15	15	*15	15													
2	LIN Yen-Hung (TPE)	0	*1	3	*3	4	*4	6	*7	8	*10	11							
	CHOI II Sang (KOR)	*0	1	*1	3	*4	6	*6	7	*8	8	8							
3	LIN Yen-Hung (TPE)	*0	1	*1	2	*2	4	*5	5	*7	8	8							
	CHOI II Sang (KOR)	0	*1	3	*4	6	*6	7	*9	9	*10	11							
4	LIN Yen-Hung (TPE)	0	*1	1	*2	3	*3	4	*5	6	7								
	CHOI II Sang (KOR)	*0	1	*3	4	*5	7	*8	9	*10	11								
5	LIN Yen-Hung (TPE)	*0	1	*1	2	*2	2	*3	5	*6	6								
	CHOI II Sang (KOR)	0	*1	3	*4	6	*8	9	*9	10	11								

NOTES

"*" denotes server. The "Greatest deficit overcome" only applies when the player ends up winning the game.

LEGEND

TM Men's Team



Detailed Team Match Results

Chinese Taipei (TPE) **0 - 3** Republic of Korea (KOR)

Match 2: KO Kun-Nan (TPE) **1-3** KIM Young Gun (KOR)

Match Summary		Match	Game 1	Game 2	Game 3	Game 4	Game 5
KO Kun-Nan	TPE	1	5	5	11	5	
KIM Young Gun	KOR	3	11	11	9	11	
Duration		24min	5min	4min	7min	5min	

Team Match No : TM4-5(14) Table : 7 Umpires : KARSHTEDT Yelena (USA) SUTCLIFFE Russell (GBR)

Player Statistics	KO Kun-Nan (TPE)						KIM Young Gun (KOR)					
	Game					Match	Game					Match
	1	2	3	4	5		1	2	3	4	5	
Points won	5	5	11	5		26	11	11	9	11		42
Biggest lead	1	-	3	-		3	6	6	2	6		6
Points won on own serve	2	2	6	4		14	5	5	5	7		22
Points lost on own serve	6	6	4	4		20	3	3	5	1		12
Most consecutive points won	2	2	4	2		4	6	3	3	6		6
Greatest deficit overcome	-	-	2	-		2	1	-	-	-		1
Handedness/Grip	Right/Penholder						Right/Shakehand					

Game/Match Statistics	Game					Match
	1	2	3	4	5	
Longest rally (strokes)	18	15	41	32		41
Average rally	6	5	8	6		7

Game Progress

1	KO Kun-Nan (TPE)	0	*1	2	*3	3	*3	4	*5	5		
	KIM Young Gun (KOR)	*0	1	*2	3	*5	7	*8	9	11		
2	KO Kun-Nan (TPE)	*0	0	*1	2	*3	3	*4	5	5		
	KIM Young Gun (KOR)	0	*2	3	*4	5	*7	8	*9	11		
3	KO Kun-Nan (TPE)	0	*1	2	*2	3	*5	6	*8	9	*9	11
	KIM Young Gun (KOR)	*0	1	*2	4	*5	5	*6	6	*7	9	9
4	KO Kun-Nan (TPE)	*0	1	*2	3	*3	3	*3	5	5		
	KIM Young Gun (KOR)	0	*1	2	*3	5	*7	9	*9	11		

NOTES

"*" denotes server. The "Greatest deficit overcome" only applies when the player ends up winning the game.

LEGEND

TM Men's Team



Detailed Team Match Results

Chinese Taipei (TPE) **0 - 3** Republic of Korea (KOR)

Match 3: LIN Yen-Hung (TPE) **1-3** KIM Young Gun (KOR)

Match Summary		Match	Game 1	Game 2	Game 3	Game 4	Game 5
LIN Yen-Hung	TPE	1	7	11	3	3	
KIM Young Gun	KOR	3	11	5	11	11	
Duration		24min	4min	5min	4min	6min	

Team Match No : TM4-5(14) Table : 7 Umpires : KARSHTEDT Yelena (USA) SUTCLIFFE Russell (GBR)

Player Statistics	LIN Yen-Hung (TPE)						KIM Young Gun (KOR)					
	Game					Match	Game					Match
	1	2	3	4	5		1	2	3	4	5	
Points won	7	11	3	3		24	11	5	11	11		38
Biggest lead	2	6	-	-		6	4	-	8	8		8
Points won on own serve	3	5	2	1		11	6	2	7	4		19
Points lost on own serve	5	3	4	7		19	4	6	1	2		13
Most consecutive points won	4	4	1	1		4	3	2	4	6		6
Greatest deficit overcome	-	-	-	-		-	2	-	-	-		2
Handedness/Grip	Right/Penholder						Right/Shakehand					

Game/Match Statistics	Game					Match
	1	2	3	4	5	
Longest rally (strokes)	24	49	42	42		49
Average rally	6	11	9	19		11

Game Progress

1	LIN Yen-Hung (TPE)	0	*0	2	*4	4	*5	5	*6	7	7
	KIM Young Gun (KOR)	*0	2	*2	2	*4	5	*7	8	*9	11
2	LIN Yen-Hung (TPE)	*0	1	*3	4	*5	7	*8	9	11	
	KIM Young Gun (KOR)	0	*1	1	*2	3	*3	4	*5	5	
3	LIN Yen-Hung (TPE)	0	*0	1	*1	2	*3	3	3		
	KIM Young Gun (KOR)	*0	2	*3	5	*6	7	*9	11		
4	LIN Yen-Hung (TPE)	*0	1	*2	2	*2	2	*3	3		
	KIM Young Gun (KOR)	0	*1	2	*4	6	*8	9	11		

NOTES

"*" denotes server. The "Greatest deficit overcome" only applies when the player ends up winning the game.

LEGEND

TM Men's Team



Detailed Team Match Results

France (FRA) 3 - 0 Chinese Taipei (TPE)

Team Match No : TM4-5(15) Table : 3 Umpires : KARAU Bernhard (GER) REID Lynda (GBR)

Match 1			Match	Game 1	Game 2	Game 3	Game 4	Game 5
A	THOMAS Maxime	FRA	3	11	12	11		
X	LIN Wen-Hsin	TPE	0	5	10	3		
Duration of Match 1			19min	4min	6min	4min		

Match 2			Match	Game 1	Game 2	Game 3	Game 4	Game 5
B	MARTIN Emeric	FRA	3	11	6	11	9	11
Y	LIN Yen-Hung	TPE	2	8	11	6	11	8
Duration of Match 2			39min	5min	5min	7min	8min	7min

Match 3			Match	Game 1	Game 2	Game 3	Game 4	Game 5
A	THOMAS Maxime	FRA	3	11	11	11		
Y	LIN Yen-Hung	TPE	0	7	5	8		
Duration of Match 3			22min	5min	5min	8min		

Duration of Team Match	1h35min
------------------------	---------

Player Statistics	France (FRA)					Chinese Taipei (TPE)					
	Match				Team Match	Match				Team Match	
	1	2	3	4	5	1	2	3	4	5	
Points won	33	48	33			114	17	44	20		81
Biggest lead	8	5	6			8	2	6	1		6
Points won on own serve	21	21	20			62	13	20	12		45
Points lost on own serve	4	24	8			36	12	27	13		52
Most consecutive points won	5	6	4			6	4	4	2		4
Greatest deficit overcome	2	2	1			2	-	1	-		1

Match/Team Match Statistics	Match					Team Match
	1	2	3	4	5	
Longest rally (strokes)	11	105	28			105
Average rally	4	13	9			10

NOTES
The "Greatest deficit overcome" only applies when the player/pair ends up winning the game.

LEGEND
TM Men's Team



Detailed Team Match Results

France (FRA) 3 - 0 Chinese Taipei (TPE)

Match 1: THOMAS Maxime (FRA) 3-0 LIN Wen-Hsin (TPE)

Match Summary		Match	Game 1	Game 2	Game 3	Game 4	Game 5
THOMAS Maxime	FRA	3	11	12	11		
LIN Wen-Hsin	TPE	0	5	10	3		
	Duration	19min	4min	6min	4min		

Team Match No : TM4-5(15) Table : 3 Umpires : KARAU Bernhard (GER) REID Lynda (GBR)

Player Statistics	THOMAS Maxime (FRA)						LIN Wen-Hsin (TPE)					
	Game					Match	Game					Match
	1	2	3	4	5		1	2	3	4	5	
Points won	10	12	11			33	4	10	3			17
Biggest lead	6	3	8			8	-	2	-			2
Points won on own serve	6	8	7			21	4	7	2			13
Points lost on own serve	0	3	1			4	4	4	4			12
Most consecutive points won	5	3	5			5	2	4	1			4
Greatest deficit overcome	-	2	-			2	-	-	-			-
Handedness/Grip	Right/Shakehand						Left/Penholder					

Game/Match Statistics	Game					Match
	1	2	3	4	5	
Longest rally (strokes)	7	11	9			11
Average rally	4	4	4			4

Game Progress

1	THOMAS Maxime (FRA)	*0	1	*3	5	*6	8	*8	10	11				
	LIN Wen-Hsin (TPE)	0	*1	1	*1	2	*2	4	*4	5				
2	THOMAS Maxime (FRA)	0	*1	2	*2	4	*5	7	*8	9	*9	10	*11	12
	LIN Wen-Hsin (TPE)	*0	1	*2	4	*4	5	*5	6	*7	9	*10	10	10
3	THOMAS Maxime (FRA)	*0	2	*3	4	*6	8	*9	11					
	LIN Wen-Hsin (TPE)	0	*0	1	*2	2	*2	3	3					

NOTES

"*" denotes server. The "Greatest deficit overcome" only applies when the player ends up winning the game.

LEGEND

TM Men's Team



Detailed Team Match Results

France (FRA) 3 - 0 Chinese Taipei (TPE)

Match 2: MARTIN Emeric (FRA) 3-2 LIN Yen-Hung (TPE)

Match Summary		Match	Game 1	Game 2	Game 3	Game 4	Game 5
MARTIN Emeric	FRA	3	11	6	11	9	11
LIN Yen-Hung	TPE	2	8	11	6	11	8
	Duration	39min	5min	5min	7min	8min	7min

Team Match No : TM4-5(15) Table : 3 Umpires : KARAU Bernhard (GER) REID Lynda (GBR)

Player Statistics	MARTIN Emeric (FRA)						LIN Yen-Hung (TPE)					
	Game					Match	Game					Match
	1	2	3	4	5		1	2	3	4	5	
Points won	11	6	11	9	11	48	8	11	6	11	8	44
Biggest lead	4	-	5	1	4	5	2	6	1	4	-	6
Points won on own serve	7	2	5	4	3	21	6	4	3	5	2	20
Points lost on own serve	2	7	3	6	6	24	4	4	6	5	8	27
Most consecutive points won	6	2	5	3	4	6	2	3	4	4	3	4
Greatest deficit overcome	2	-	1	-	-	2	-	-	-	1	-	1
Handedness/Grip	Right/Shakehand						Right/Penholder					

Game/Match Statistics	Game					Match
	1	2	3	4	5	
Longest rally (strokes)	20	26	37	105	59	105
Average rally	8	8	17	19	14	13

Game Progress

1	MARTIN Emeric (FRA)	0	*0	2	*4	6	*6	7	*8	9	*10	11
	LIN Yen-Hung (TPE)	*0	2	*2	2	*2	4	*5	6	*7	8	8
2	MARTIN Emeric (FRA)	*0	0	*1	1	*2	3	*3	4	*6	6	6
	LIN Yen-Hung (TPE)	0	*2	3	*5	6	*7	9	*10	10	11	11
3	MARTIN Emeric (FRA)	0	*1	2	*4	6	*6	6	*8	10	11	11
	LIN Yen-Hung (TPE)	*0	1	*2	2	*2	4	*6	6	*6	6	6
4	MARTIN Emeric (FRA)	*0	0	*0	1	*3	4	*5	6	*8	9	9
	LIN Yen-Hung (TPE)	0	*2	4	*5	5	*6	7	*8	8	*9	11
5	MARTIN Emeric (FRA)	0	*2	2	*4	4	*6	8	*9	9	*10	11
	LIN Yen-Hung (TPE)	*0	0	*2	2	*4	4	*4	5	*7	8	8

NOTES

"*" denotes server. The "Greatest deficit overcome" only applies when the player ends up winning the game.

LEGEND

TM Men's Team



Detailed Team Match Results

France (FRA) 3 - 0 Chinese Taipei (TPE)

Match 3: THOMAS Maxime (FRA) 3-0 LIN Yen-Hung (TPE)

Match Summary		Match	Game 1	Game 2	Game 3	Game 4	Game 5
THOMAS Maxime	FRA	3	11	11	11		
LIN Yen-Hung	TPE	0	7	5	8		
	Duration	22min	5min	5min	8min		

Team Match No : TM4-5(15) Table : 3 Umpires : KARAU Bernhard (GER) REID Lynda (GBR)

Player Statistics	THOMAS Maxime (FRA)						LIN Yen-Hung (TPE)					
	Game					Match	Game					Match
	1	2	3	4	5		1	2	3	4	5	
Points won	11	11	11			33	7	5	8			20
Biggest lead	4	6	4			6	-	1	-			1
Points won on own serve	7	7	6			20	4	4	4			12
Points lost on own serve	3	1	4			8	4	4	5			13
Most consecutive points won	3	4	3			4	2	1	2			2
Greatest deficit overcome	-	1	-			1	-	-	-			-
Handedness/Grip	Right/Shakehand						Right/Penholder					

Game/Match Statistics	Game					Match
	1	2	3	4	5	
Longest rally (strokes)	28	16	26			28
Average rally	8	7	12			9

Game Progress

1	THOMAS Maxime (FRA)	*0	2	*3	4	*5	6	*8	9	*9	11	
	LIN Yen-Hung (TPE)	0	*0	1	*2	3	*4	4	*5	7	7	
2	THOMAS Maxime (FRA)	0	*1	2	*3	5	*6	8	*9	11		
	LIN Yen-Hung (TPE)	*0	1	*2	3	*3	4	*4	5	5		
3	THOMAS Maxime (FRA)	*0	1	*3	4	*5	7	*7	9	*10	10	11
	LIN Yen-Hung (TPE)	0	*1	1	*2	3	*3	5	*5	6	*8	8

NOTES

"*" denotes server. The "Greatest deficit overcome" only applies when the player ends up winning the game.

LEGEND

TM Men's Team



Detailed Team Match Results

People's Republic of China (CHN) 3 - 1 Republic of Korea (KOR)

Team Match No : TM4-5(16) Table : 1 Umpires : TICACALA Victor Hugo (ARG) RACKO Boris (SVK)

Match 1			Match	Game 1	Game 2	Game 3	Game 4	Game 5
A	CAO Ningning	CHN	3	11	11	11		
X	JUNG Eun Chang	KOR	0	7	3	4		
Duration of Match 1			19min	6min	5min	5min		

Match 2			Match	Game 1	Game 2	Game 3	Game 4	Game 5
B	ZHANG Yan	CHN	0	6	6	8		
Y	KIM Young Gun	KOR	3	11	11	11		
Duration of Match 2			19min	6min	5min	6min		

Match 3			Match	Game 1	Game 2	Game 3	Game 4	Game 5
A	CAO Ningning	CHN	3	11	11	11		
Y	KIM Young Gun	KOR	0	7	6	4		
Duration of Match 3			18min	5min	5min	5min		

Match 4			Match	Game 1	Game 2	Game 3	Game 4	Game 5
B	ZHANG Yan	CHN	3	7	11	11	11	
X	JUNG Eun Chang	KOR	1	11	5	7	9	
Duration of Match 4			32min	6min	7min	6min	6min	

Duration of Team Match	1h44min
------------------------	---------

Player Statistics	People's Republic of China (CHN)					Team Match	Republic of Korea (KOR)					Team Match
	Match						Match					
	1	2	3	4	5		1	2	3	4	5	
Points won	33	20	33	40		126	14	33	17	32		96
Biggest lead	8	1	7	6		8	2	6	1	4		6
Points won on own serve	16	10	17	21		64	7	16	8	15		46
Points lost on own serve	7	17	9	17		50	17	10	16	19		62
Most consecutive points won	6	3	6	8		8	3	5	3	3		5
Greatest deficit overcome	2	-	1	2		2	-	1	-	3		3

Match/Team Match Statistics	Match					Team Match
	1	2	3	4	5	
Longest rally (strokes)	11	16	13	11		16
Average rally	4	6	5	4		5

NOTES
The "Greatest deficit overcome" only applies when the player/pair ends up winning the game.

LEGEND
TM Men's Team



Detailed Team Match Results

People's Republic of China (CHN) **3 - 1** Republic of Korea (KOR)

Match 1: CAO Ningning (CHN) **3-0** JUNG Eun Chang (KOR)

Match Summary		Match	Game 1	Game 2	Game 3	Game 4	Game 5
CAO Ningning	CHN	3	11	11	11		
JUNG Eun Chang	KOR	0	7	3	4		
	Duration	19min	6min	5min	5min		

Team Match No : TM4-5(16) Table : 1 Umpires : TICACALA Victor Hugo (ARG) RACKO Boris (SVK)

Player Statistics	CAO Ningning (CHN)						JUNG Eun Chang (KOR)					
	Game					Match	Game					Match
	1	2	3	4	5		1	2	3	4	5	
Points won	11	11	11			33	7	3	4			14
Biggest lead	4	8	7			8	2	-	-			2
Points won on own serve	6	5	5			16	5	0	2			7
Points lost on own serve	2	3	2			7	5	6	6			17
Most consecutive points won	4	6	6			6	3	2	2			3
Greatest deficit overcome	2	-	-			2	-	-	-			-
Handedness/Grip	Right/Penholder						Right/Shakehand					

Game/Match Statistics	Game					Match
	1	2	3	4	5	
Longest rally (strokes)	10	5	11			11
Average rally	4	3	4			4

Game Progress

1	CAO Ningning (CHN)	0	*1	2	*2	4	*6	7	*7	9	11
	JUNG Eun Chang (KOR)	*0	1	*2	4	*4	4	*5	7	*7	7
2	CAO Ningning (CHN)	*0	2	*4	4	*6	8	*10	11		
	JUNG Eun Chang (KOR)	0	*0	0	*2	2	*2	2	3		
3	CAO Ningning (CHN)	0	*2	3	*5	7	*8	9	*10	11	
	JUNG Eun Chang (KOR)	*0	0	*1	1	*1	2	*3	4	4	

NOTES

"*" denotes server. The "Greatest deficit overcome" only applies when the player ends up winning the game.

LEGEND

TM Men's Team



Detailed Team Match Results

People's Republic of China (CHN) 3 - 1 Republic of Korea (KOR)

Match 2: ZHANG Yan (CHN) 0-3 KIM Young Gun (KOR)

Match Summary		Match	Game 1	Game 2	Game 3	Game 4	Game 5
ZHANG Yan	CHN	0	6	6	8		
KIM Young Gun	KOR	3	11	11	11		
Duration		19min	6min	5min	6min		

Team Match No : TM4-5(16) Table : 1 Umpires : TICACALA Victor Hugo (ARG) RACKO Boris (SVK)

Player Statistics	ZHANG Yan (CHN)						KIM Young Gun (KOR)					
	Game					Match	Game					Match
	1	2	3	4	5		1	2	3	4	5	
Points won	6	6	8			20	11	11	11			33
Biggest lead	-	1	-			1	5	5	6			6
Points won on own serve	3	2	5			10	5	5	6			16
Points lost on own serve	6	6	5			17	3	4	3			10
Most consecutive points won	2	2	3			3	5	4	4			5
Greatest deficit overcome	-	-	-			-	-	1	-			1
Handedness/Grip	Right/Penholder						Right/Shakehand					

Game/Match Statistics	Game					Match
	1	2	3	4	5	
Longest rally (strokes)	16	11	15			16
Average rally	6	5	6			6

Game Progress

1	ZHANG Yan (CHN)	*0	0	*0	1	*2	3	*4	5	*6	6	
	KIM Young Gun (KOR)	0	*2	4	*5	6	*7	8	*9	10	11	
2	ZHANG Yan (CHN)	0	*1	1	*2	4	*4	4	*6	6	6	
	KIM Young Gun (KOR)	*0	1	*3	4	*4	6	*8	8	*10	11	
3	ZHANG Yan (CHN)	*0	0	*0	1	*1	3	*4	5	*7	8	8
	KIM Young Gun (KOR)	0	*2	4	*5	7	*7	8	*9	9	*10	11

NOTES

"*" denotes server. The "Greatest deficit overcome" only applies when the player ends up winning the game.

LEGEND

TM Men's Team



Detailed Team Match Results

People's Republic of China (CHN) 3 - 1 Republic of Korea (KOR)

Match 3: CAO Ningning (CHN) 3-0 KIM Young Gun (KOR)

Match Summary		Match	Game 1	Game 2	Game 3	Game 4	Game 5
CAO Ningning	CHN	3	11	11	11		
KIM Young Gun	KOR	0	7	6	4		
	Duration	18min	5min	5min	5min		

Team Match No : TM4-5(16) Table : 1 Umpires : TICACALA Victor Hugo (ARG) RACKO Boris (SVK)

Player Statistics	CAO Ningning (CHN)						KIM Young Gun (KOR)					
	Game					Match	Game					Match
	1	2	3	4	5		1	2	3	4	5	
Points won	11	11	11			33	7	6	4			17
Biggest lead	5	5	7			7	-	1	-			1
Points won on own serve	7	4	6			17	4	2	2			8
Points lost on own serve	3	4	2			9	4	7	5			16
Most consecutive points won	3	5	6			6	2	3	2			3
Greatest deficit overcome	-	1	-			1	-	-	-			-
Handedness/Grip	Right/Penholder						Right/Shakehand					

Game/Match Statistics	Game					Match
	1	2	3	4	5	
Longest rally (strokes)	13	11	12			13
Average rally	4	6	5			5

Game Progress

1	CAO Ningning (CHN)	*0	1	*2	4	*5	7	*8	9	*10	11
	KIM Young Gun (KOR)	0	*1	2	*2	3	*3	4	*5	6	7
2	CAO Ningning (CHN)	0	*1	2	*4	5	*6	6	*8	10	11
	KIM Young Gun (KOR)	*0	1	*2	2	*3	4	*6	6	*6	6
3	CAO Ningning (CHN)	*0	2	*3	5	*7	8	*9	10	11	
	KIM Young Gun (KOR)	0	*0	1	*1	1	*2	3	*4	4	

NOTES

"*" denotes server. The "Greatest deficit overcome" only applies when the player ends up winning the game.

LEGEND

TM Men's Team



Detailed Team Match Results

People's Republic of China (CHN) 3 - 1 Republic of Korea (KOR)

Match 4: ZHANG Yan (CHN) 3-1 JUNG Eun Chang (KOR)

Match Summary		Match	Game 1	Game 2	Game 3	Game 4	Game 5
ZHANG Yan	CHN	3	7	11	11	11	
JUNG Eun Chang	KOR	1	11	5	7	9	
Duration		32min	6min	7min	6min	6min	

Team Match No : TM4-5(16) Table : 1 Umpires : TICACALA Victor Hugo (ARG) RACKO Boris (SVK)

Player Statistics	ZHANG Yan (CHN)						JUNG Eun Chang (KOR)					
	Game					Match	Game					Match
	1	2	3	4	5		1	2	3	4	5	
Points won	7	11	11	11		40	11	5	7	9		32
Biggest lead	3	6	5	5		6	4	2	-	-		4
Points won on own serve	3	5	7	6		21	4	2	4	5		15
Points lost on own serve	7	3	3	4		17	4	6	4	5		19
Most consecutive points won	3	8	4	5		8	3	2	3	2		3
Greatest deficit overcome	-	2	-	-		2	3	-	-	-		3
Handedness/Grip	Right/Penholder						Right/Shakehand					

Game/Match Statistics	Game					Match
	1	2	3	4	5	
Longest rally (strokes)	10	7	10	11		11
Average rally	4	4	4	4		4

Game Progress

1	ZHANG Yan (CHN)	*0	2	*3	3	*4	4	*5	5	*6	7	
	JUNG Eun Chang (KOR)	0	*0	1	*3	4	*6	7	*9	10	11	
2	ZHANG Yan (CHN)	0	*1	2	*3	3	*5	7	*9	11		
	JUNG Eun Chang (KOR)	*0	1	*2	3	*5	5	*5	5	5		
3	ZHANG Yan (CHN)	*0	2	*4	5	*5	6	*8	9	*9	11	
	JUNG Eun Chang (KOR)	0	*0	0	*1	3	*4	4	*5	7	7	
4	ZHANG Yan (CHN)	0	*2	4	*5	6	*6	7	*8	9	*10	11
	JUNG Eun Chang (KOR)	*0	0	*0	1	*2	4	*5	6	*7	8	9

NOTES

"*" denotes server. The "Greatest deficit overcome" only applies when the player ends up winning the game.

LEGEND

TM Men's Team



Player Statistics

As of SAT 8 SEP 2012

Players	NPC	Matches				Games				Match Duration	
		Played	Won	Lost	%Won	Played	Won	Lost	%Won	All	Average
CAO Ningning	CHN	6	5	1	83%	19	16	3	84%	2h6min	21min
Right/Penholder		Points Won				Points Lost					
C5		Total	Own Serve:	112	Most Consecutive:	6	Total	Own Serve:	63	Most Consecutive:	5
		212	Opp. Serve:	100	GDO:	6	141	Opp. Serve:	78	GLL:	5
CETIN Selcuk	GER	4	2	2	50%	15	7	8	47%	1h48min	27min
Right/Shakehand		Points Won				Points Lost					
C5		Total	Own Serve:	71	Most Consecutive:	6	Total	Own Serve:	75	Most Consecutive:	8
		141	Opp. Serve:	70	GDO:	2	150	Opp. Serve:	75	GLL:	6
CHOI Il Sang	KOR	1	1	0	100%	5	3	2	60%	43min	43min
Right/Shakehand		Points Won				Points Lost					
C4		Total	Own Serve:	32	Most Consecutive:	5	Total	Own Serve:	21	Most Consecutive:	4
		56	Opp. Serve:	24	GDO:	1	49	Opp. Serve:	28	GLL:	2
FETIR Ehab	EGY	2	0	2	0%	6	0	6	0%	51min	26min
Right/Shakehand		Points Won				Points Lost					
C5		Total	Own Serve:	33	Most Consecutive:	4	Total	Own Serve:	34	Most Consecutive:	5
		60	Opp. Serve:	27	GDO:	0	74	Opp. Serve:	40	GLL:	3
GEVA Liran	ISR	1	0	1	0%	4	1	3	25%	31min	31min
Right/Shakehand		Points Won				Points Lost					
C3		Total	Own Serve:	15	Most Consecutive:	5	Total	Own Serve:	20	Most Consecutive:	6
		31	Opp. Serve:	16	GDO:	1	39	Opp. Serve:	19	GLL:	2
HADRAVA Jaroslav	CZE	3	1	2	33%	10	3	7	30%	1h2min	21min
Right/Shakehand		Points Won				Points Lost					
C3		Total	Own Serve:	40	Most Consecutive:	5	Total	Own Serve:	52	Most Consecutive:	7
		82	Opp. Serve:	42	GDO:	3	107	Opp. Serve:	55	GLL:	3
JUNG Eun Chang	KOR	2	0	2	0%	7	1	6	14%	51min	26min
Right/Shakehand		Points Won				Points Lost					
C5		Total	Own Serve:	22	Most Consecutive:	3	Total	Own Serve:	36	Most Consecutive:	8
		46	Opp. Serve:	24	GDO:	3	73	Opp. Serve:	37	GLL:	2
KIM Jung Gil	KOR	1	1	0	100%	3	3	0	100%	15min	15min
Right/Shakehand		Points Won				Points Lost					
C4		Total	Own Serve:	17	Most Consecutive:	6	Total	Own Serve:	4	Most Consecutive:	3
		32	Opp. Serve:	15	GDO:	3	13	Opp. Serve:	9	GLL:	0
KIM Young Gun	KOR	6	5	1	83%	21	15	6	71%	2h0min	20min
Right/Shakehand		Points Won				Points Lost					
C4		Total	Own Serve:	104	Most Consecutive:	10	Total	Own Serve:	67	Most Consecutive:	6
		200	Opp. Serve:	96	GDO:	4	141	Opp. Serve:	74	GLL:	2
KNAF Welder	BRA	2	1	1	50%	9	4	5	44%	1h0min	30min
Right/Shakehand		Points Won				Points Lost					
C3		Total	Own Serve:	47	Most Consecutive:	8	Total	Own Serve:	40	Most Consecutive:	5
		88	Opp. Serve:	41	GDO:	3	85	Opp. Serve:	45	GLL:	3

LEGEND
GDO Greatest deficit overcome **GLL** Greatest lead lost **Opp.** Opponent's



Player Statistics

As of SAT 8 SEP 2012

Players	NPC	Matches				Games				Match Duration	
		Played	Won	Lost	%Won	Played	Won	Lost	%Won	All	Average
KOBER Dietmar	TPE	1	0	1	0%	4	1	3	25%	24min	24min
Right/Penholder		Points Won				Points Lost					
C4		Total	Own Serve:	14	Most Consecutive:	4	Total	Own Serve:	20	Most Consecutive:	6
		26	Opp. Serve:	12	GDO:	2	42	Opp. Serve:	22	GLL:	1
KOBERT Dietmar	GER	3	0	3	0%	11	2	9	18%	1h4min	21min
Right/Shakehand		Points Won				Points Lost					
C4		Total	Own Serve:	46	Most Consecutive:	5	Total	Own Serve:	51	Most Consecutive:	8
		74	Opp. Serve:	28	GDO:	3	119	Opp. Serve:	68	GLL:	2
LIN Wen-Hsin	TPE	3	1	2	33%	9	3	6	33%	1h5min	22min
Left/Penholder		Points Won				Points Lost					
C4		Total	Own Serve:	50	Most Consecutive:	4	Total	Own Serve:	42	Most Consecutive:	6
		82	Opp. Serve:	32	GDO:	3	100	Opp. Serve:	58	GLL:	4
LIN Yen-Hung	TPE	6	2	4	33%	23	11	12	48%	2h50min	28min
Right/Penholder		Points Won				Points Lost					
C5		Total	Own Serve:	106	Most Consecutive:	6	Total	Own Serve:	105	Most Consecutive:	6
		205	Opp. Serve:	99	GDO:	3	222	Opp. Serve:	117	GLL:	2
MARTIN Emeric	FRA	5	3	2	60%	20	11	9	55%	2h19min	28min
Right/Shakehand		Points Won				Points Lost					
C4		Total	Own Serve:	91	Most Consecutive:	6	Total	Own Serve:	92	Most Consecutive:	6
		186	Opp. Serve:	95	GDO:	3	176	Opp. Serve:	84	GLL:	3
MESZAROS Andrej	SVK	2	0	2	0%	7	1	6	14%	47min	24min
Right/Shakehand		Points Won				Points Lost					
C4		Total	Own Serve:	31	Most Consecutive:	7	Total	Own Serve:	34	Most Consecutive:	6
		56	Opp. Serve:	25	GDO:	1	76	Opp. Serve:	42	GLL:	3
MIHALIK Peter	SVK	2	1	1	50%	8	5	3	63%	52min	26min
Left/Shakehand		Points Won				Points Lost					
C4		Total	Own Serve:	36	Most Consecutive:	5	Total	Own Serve:	39	Most Consecutive:	8
		76	Opp. Serve:	40	GDO:	3	70	Opp. Serve:	31	GLL:	1
SALEH Sameh	EGY	2	1	1	50%	6	3	3	50%	37min	19min
Right/Shakehand		Points Won				Points Lost					
C4		Total	Own Serve:	29	Most Consecutive:	6	Total	Own Serve:	27	Most Consecutive:	6
		54	Opp. Serve:	25	GDO:	4	59	Opp. Serve:	32	GLL:	1
SAVANT-AIRA Nicolas	FRA	1	1	0	100%	4	3	1	75%	37min	37min
Right/Shakehand		Points Won				Points Lost					
C5		Total	Own Serve:	25	Most Consecutive:	6	Total	Own Serve:	19	Most Consecutive:	7
		48	Opp. Serve:	23	GDO:	1	42	Opp. Serve:	23	GLL:	1
SEGATTO Claudiomiro	BRA	2	1	1	50%	7	4	3	57%	49min	25min
Right/Shakehand		Points Won				Points Lost					
C5		Total	Own Serve:	40	Most Consecutive:	6	Total	Own Serve:	25	Most Consecutive:	5
		72	Opp. Serve:	32	GDO:	1	57	Opp. Serve:	32	GLL:	2

LEGEND
GDO Greatest deficit overcome **GLL** Greatest lead lost **Opp.** Opponent's



Player Statistics

As of SAT 8 SEP 2012

Players	NPC	Matches				Games				Match Duration	
		Played	Won	Lost	%Won	Played	Won	Lost	%Won	All	Average
SIADA Shay	ISR	2	0	2	0%	7	1	6	14%	53min	27min
Right/Shakehand C4		Points Won				Points Lost					
		Total	Own Serve:	28	Most Consecutive:	7	Total	Own Serve:	40	Most Consecutive:	6
		56	Opp. Serve:	28	GDO:	1	81	Opp. Serve:	41	GLL:	1
TAUS Rene	CZE	4	2	2	50%	15	7	8	47%	1h27min	22min
Right/Shakehand C5		Points Won				Points Lost					
		Total	Own Serve:	64	Most Consecutive:	8	Total	Own Serve:	59	Most Consecutive:	10
		115	Opp. Serve:	51	GDO:	1	127	Opp. Serve:	68	GLL:	4
THOMAS Maxime	FRA	4	4	0	100%	14	12	2	86%	1h41min	25min
Right/Shakehand C4		Points Won				Points Lost					
		Total	Own Serve:	91	Most Consecutive:	5	Total	Own Serve:	45	Most Consecutive:	5
		154	Opp. Serve:	63	GDO:	5	113	Opp. Serve:	68	GLL:	6
ZHANG Yan	CHN	5	3	2	60%	20	10	10	50%	2h18min	28min
Right/Penholder C4		Points Won				Points Lost					
		Total	Own Serve:	95	Most Consecutive:	8	Total	Own Serve:	89	Most Consecutive:	6
		186	Opp. Serve:	91	GDO:	6	182	Opp. Serve:	93	GLL:	3

NOTES

The "Greatest deficit overcome" only applies when the player ends up winning the game and "Greatest lead lost" only when losing.

LEGEND

GDO Greatest deficit overcome **GLL** Greatest lead lost **Opp.** Opponent's


Tournament Statistics

As of SAT 8 SEP 2012

Statistics	First Round	Quarterfinals	Semifinals	Finals	Total
Team Matches					
Total	2	4	2	2	10
Match Margin: 3:0		3 75%	1 50%	1 50%	5 50%
3:1	1 50%	1 25%		1 50%	3 30%
3:2	1 50%		1 50%		2 20%
Invalid Results Mark					
Duration: Total	4h30min	5h22min	4h40min	3h19min	17h51min
Longest	2h38min	1h39min	3h1min	1h44min	3h1min
Shortest	1h52min	58min	1h39min	1h35min	58min
Average	2h15min	1h21min	2h20min	1h40min	1h47min
Matches					
Total	9	13	8	7	37
Game Margin: 3:0	4 44%	9 69%	1 13%	5 71%	19 51%
3:1	3 33%	4 31%	4 50%	1 14%	12 32%
3:2	2 22%		3 38%	1 14%	6 16%
Invalid Results Mark					
Duration: Total	3h52min	4h45min	4h5min	2h48min	15h30min
Longest	33min	37min	43min	39min	43min
Shortest	16min	14min	22min	18min	14min
Average	26min	22min	31min	24min	25min
Games					
Total	34	43	34	24	135
Point Margin 11					
10		1 2%			1 1%
9	2 6%	2 5%			4 3%
8		2 5%	3 9%	2 8%	7 5%
7	1 3%	5 12%	2 6%	2 8%	10 7%
6	2 6%	4 9%	7 21%	3 13%	16 12%
5	9 26%	8 19%	1 3%	5 21%	23 17%
4	4 12%	3 7%	3 9%	5 21%	15 11%
3	7 21%	4 9%	4 12%	4 17%	19 14%
2	9 26%	14 33%	14 41%	3 13%	40 30%
Invalid Results Mark					
Duration: Total	3h6min	3h50min	3h23min	2h17min	12h36min
Longest	9min	11min	12min	8min	12min
Shortest	4min	3min	4min	4min	3min
Average	5min	5min	6min	6min	6min
Points					
Total	647	789	649	419	2504
per game	19.03	18.35	19.09	17.46	18.55
Most consecutive won	8	10	6	8	10
Greatest deficit overcome	3	6	6	3	6
Longest rally	37	68	49	105	105
Average rally	7	7	7	7	7

NOTES

The "Greatest deficit overcome" only applies when the player/pair ends up winning the game.



Table Tennis

Men's Team - Classes 6-8



Entry List by Event

As of FRI 24 AUG 2012

NPC	Name	Date of Birth
BEL - Belgium	DESPINEUX Ben	21 JUN 1986
	LEDOUX Marc	4 MAR 1986
	LOICQ Mathieu	27 JUN 1979
CHN - People's Republic of China	LIAO Keli	5 JAN 1990
	SUN Churen	25 APR 1989
	YE Chaoqun	7 OCT 1984
	ZHAO Shuai	28 NOV 1994
CZE - Czech Republic	HORUT Daniel	4 JAN 1981
	LAMBERT Zbynek	19 SEP 1956
ESP - Spain	MORALES Jordi	17 NOV 1985
	VALERA Alvaro	16 OCT 1982
FRA - France	DOURBECKER Kevin	20 AUG 1989
	FERNANDEZ Thomas	18 JUL 1986
	GRUNDELER Bastien	9 OCT 1988
	MESSI Stephane	27 NOV 1972
GBR - Great Britain	BAYLEY William	17 JAN 1988
	McKIBBIN Aaron	27 AUG 1991
	WILSON Ross	5 JUN 1995
GER - Germany	KUSIAK Tomasz	15 APR 1981
	RAU Thomas	6 APR 1984
	SCHWINN Thorsten	9 MAR 1977
	WOLLMERT Jochen	22 NOV 1964
ITA - Italy	ALECCI Raimondo	3 SEP 1982
	SCAZZIERI Davide	8 AUG 1972
KOR - Republic of Korea	KIM Young Sung	18 OCT 1965
	PARK Hong Kyu	17 JUL 1973
POL - Poland	GRUDZIEN Piotr	27 SEP 1991
	SKRZYNECKI Marcin	12 JUL 1986
SVK - Slovakia	CSEJTEY Richard	25 JUL 1979
	JAMBOR Miroslav	8 MAR 1979
SWE - Sweden	ANDERSSON Emil	29 APR 1993
	RIGNELL Fabian	25 NOV 1987



Table Tennis

Men's Team - Classes 6-8




NPC	Name	Date of Birth
THA - Thailand	NAMSAGA Yuttana THAINIYOM Rungroj	24 JAN 1965 16 DEC 1986
UKR - Ukraine	NIKOLENKO Maxym POPOV Mykhaylo	14 AUG 1993 27 JAN 1985

NOTES
All changes are available in INFO



Draw





Detailed Team Match Results

Republic of Korea (KOR) **0 - 3** Spain (ESP)

Team Match No : TM6-8(1) Table : 2 Umpires : TICACALA Victor Hugo (ARG) WILLIAMSON Robert (GBR)

Match 1			Match	Game 1	Game 2	Game 3	Game 4	Game 5
A	PARK Hong Kyu	KOR	1	9	11	5	5	
X	VALERA Alvaro	ESP	3	11	3	11	11	
Duration of Match 1			21min	5min	4min	4min	4min	

Match 2			Match	Game 1	Game 2	Game 3	Game 4	Game 5
B	KIM Young Sung	KOR	0	9	7	5		
Y	MORALES Jordi	ESP	3	11	11	11		
Duration of Match 2			21min	6min	6min	5min		

Match 3			Match	Game 1	Game 2	Game 3	Game 4	Game 5
A	PARK Hong Kyu	KOR	1	2	12	7	5	
Y	MORALES Jordi	ESP	3	11	10	11	11	
Duration of Match 3			24min	4min	7min	6min	5min	

Duration of Team Match	1h14min
------------------------	---------

Player Statistics	Republic of Korea (KOR)					Team Match	Spain (ESP)					Team Match
	Match						Match					
	1	2	3	4	5		1	2	3	4	5	
Points won	30	21	26			77	36	33	43			112
Biggest lead	8	2	2			8	6	6	9			9
Points won on own serve	12	11	13			36	16	18	23			57
Points lost on own serve	20	15	20			55	18	10	13			41
Most consecutive points won	4	3	8			8	5	4	6			6
Greatest deficit overcome	-	-	6			6	3	2	2			3

Match/Team Match Statistics	Match					Team Match
	1	2	3	4	5	
Longest rally (strokes)	9	11	15			15
Average rally	3	4	4			4

NOTES
The "Greatest deficit overcome" only applies when the player/pair ends up winning the game.

LEGEND
TM Men's Team



Detailed Team Match Results

Republic of Korea (KOR) **0 - 3** Spain (ESP)

Match 1: PARK Hong Kyu (KOR) **1-3** VALERA Alvaro (ESP)

Match Summary		Match	Game 1	Game 2	Game 3	Game 4	Game 5
PARK Hong Kyu	KOR	1	9	11	5	5	
VALERA Alvaro	ESP	3	11	3	11	11	
Duration		21min	5min	4min	4min	4min	

Team Match No : TM6-8(1) Table : 2 Umpires : TICACALA Victor Hugo (ARG) WILLIAMSON Robert (GBR)

Player Statistics	PARK Hong Kyu (KOR)						VALERA Alvaro (ESP)					
	Game					Match	Game					Match
	1	2	3	4	5		1	2	3	4	5	
Points won	9	11	5	5		30	11	3	11	11		36
Biggest lead	3	8	1	-		8	2	-	6	6		6
Points won on own serve	4	4	2	2		12	5	1	5	5		16
Points lost on own serve	6	2	6	6		20	5	7	3	3		18
Most consecutive points won	3	4	2	3		4	4	1	5	5		5
Greatest deficit overcome	-	-	-	-		-	3	-	1	-		3
Handedness/Grip	Right/Shakehand						Right/Shakehand					

Game/Match Statistics	Game					Match
	1	2	3	4	5	
Longest rally (strokes)	7	5	9	7		9
Average rally	3	3	4	3		3

Game Progress

1	PARK Hong Kyu (KOR)	*0	1	*3	4	*4	5	*6	7	*9	9	9
	VALERA Alvaro (ESP)	0	*1	1	*2	4	*5	6	*7	7	*9	11
2	PARK Hong Kyu (KOR)	0	*2	4	*5	6	*8	9	11			
	VALERA Alvaro (ESP)	*0	0	*0	1	*2	2	*3	3			
3	PARK Hong Kyu (KOR)	*0	1	*1	2	*4	4	*5	5	5		
	VALERA Alvaro (ESP)	0	*1	3	*4	4	*6	7	*9	11		
4	PARK Hong Kyu (KOR)	0	*0	1	*1	1	*3	4	*5	5		
	VALERA Alvaro (ESP)	*0	2	*3	5	*7	7	*8	9	11		

NOTES

"*" denotes server. The "Greatest deficit overcome" only applies when the player ends up winning the game.

LEGEND

TM Men's Team



Detailed Team Match Results

Republic of Korea (KOR) **0 - 3** Spain (ESP)

Match 2: KIM Young Sung (KOR) **0-3** MORALES Jordi (ESP)

Match Summary		Match	Game 1	Game 2	Game 3	Game 4	Game 5
KIM Young Sung	KOR	0	9	7	5		
MORALES Jordi	ESP	3	11	11	11		
Duration		21min	6min	6min	5min		

Team Match No : TM6-8(1) Table : 2 Umpires : TICACALA Victor Hugo (ARG) WILLIAMSON Robert (GBR)

Player Statistics	KIM Young Sung (KOR)						MORALES Jordi (ESP)					
	Game					Match	Game					Match
	1	2	3	4	5		1	2	3	4	5	
Points won	9	7	5			21	11	11	11			33
Biggest lead	2	1	1			2	2	4	6			6
Points won on own serve	3	4	4			11	4	7	7			18
Points lost on own serve	7	4	4			15	6	3	1			10
Most consecutive points won	3	2	2			3	3	3	4			4
Greatest deficit overcome	-	-	-			-	2	1	1			2
Handedness/Grip	Right/Shakehand						Right/Shakehand					

Game/Match Statistics	Game					Match
	1	2	3	4	5	
Longest rally (strokes)	7	11	8			11
Average rally	4	5	4			4

Game Progress

1	KIM Young Sung (KOR)	*0	1	*3	4	*5	5	*6	6	*8	9	9
	MORALES Jordi (ESP)	0	*1	1	*2	3	*5	6	*8	8	*9	11
2	KIM Young Sung (KOR)	0	*1	2	*2	3	*3	5	*6	6	7	
	MORALES Jordi (ESP)	*0	1	*2	4	*5	7	*7	8	*10	11	
3	KIM Young Sung (KOR)	*0	1	*1	2	*2	4	*4	4	5		
	MORALES Jordi (ESP)	0	*1	3	*4	6	*6	8	*10	11		

NOTES

"*" denotes server. The "Greatest deficit overcome" only applies when the player ends up winning the game.

LEGEND

TM Men's Team



Detailed Team Match Results

Republic of Korea (KOR) **0 - 3** Spain (ESP)

Match 3: PARK Hong Kyu (KOR) **1-3** MORALES Jordi (ESP)

Match Summary		Match	Game 1	Game 2	Game 3	Game 4	Game 5
PARK Hong Kyu	KOR	1	2	12	7	5	
MORALES Jordi	ESP	3	11	10	11	11	
Duration		24min	4min	7min	6min	5min	

Team Match No : TM6-8(1) Table : 2 Umpires : TICACALA Victor Hugo (ARG) WILLIAMSON Robert (GBR)

Player Statistics	PARK Hong Kyu (KOR)						MORALES Jordi (ESP)					
	Game					Match	Game					Match
	1	2	3	4	5		1	2	3	4	5	
Points won	2	12	7	5		26	11	10	11	11		43
Biggest lead	-	2	2	-		2	9	6	4	6		9
Points won on own serve	1	7	2	3		13	6	6	5	6		23
Points lost on own serve	5	4	6	5		20	1	5	5	2		13
Most consecutive points won	1	8	4	2		8	6	3	5	4		6
Greatest deficit overcome	-	6	-	-		6	-	-	2	-		2
Handedness/Grip	Right/Shakehand						Right/Shakehand					

Game/Match Statistics	Game					Match
	1	2	3	4	5	
Longest rally (strokes)	7	7	15	9		15
Average rally	3	4	6	5		4

Game Progress

1	PARK Hong Kyu (KOR)	0	*0	0	*0	1	*2	2	2	2				
	MORALES Jordi (ESP)	*0	2	*4	6	*7	8	*10	11					
2	PARK Hong Kyu (KOR)	*0	1	*1	2	*2	3	*3	4	*6	8	*10	11	12
	MORALES Jordi (ESP)	0	*1	3	*4	6	*7	9	*10	10	*10	10	*10	10
3	PARK Hong Kyu (KOR)	0	*2	2	*2	3	*5	6	*6	6	7			
	MORALES Jordi (ESP)	*0	0	*2	4	*5	5	*6	8	*10	11			
4	PARK Hong Kyu (KOR)	*0	1	*1	3	*4	4	*5	5	5				
	MORALES Jordi (ESP)	0	*1	3	*3	4	*6	7	*9	11				

NOTES

"*" denotes server. The "Greatest deficit overcome" only applies when the player ends up winning the game.

LEGEND

TM Men's Team



Detailed Team Match Results

Slovakia (SVK) 1 - 3 Germany (GER)

Team Match No : TM6-8(2) Table : 4 Umpires : BORODAVCHENKO Igor (RUS) le PAGE Tim (GBR)

Match 1		Match	Game 1	Game 2	Game 3	Game 4	Game 5
A	CSEJTEY Richard	SVK	3	7	5	11	11
X	SCHWINN Thorsten	GER	2	11	11	9	8
Duration of Match 1		32min	4min	4min	6min	6min	7min

Match 2		Match	Game 1	Game 2	Game 3	Game 4	Game 5
B	JAMBOR Miroslav	SVK	2	9	11	5	11
Y	WOLLMERT Jochen	GER	3	11	8	11	4
Duration of Match 2		29min	4min	4min	3min	4min	6min

Match 3		Match	Game 1	Game 2	Game 3	Game 4	Game 5
A	CSEJTEY Richard	SVK	1	11	9	6	8
Y	WOLLMERT Jochen	GER	3	9	11	11	11
Duration of Match 3		25min	5min	5min	5min	6min	

Match 4		Match	Game 1	Game 2	Game 3	Game 4	Game 5
B	JAMBOR Miroslav	SVK	0	7	7	8	
X	SCHWINN Thorsten	GER	3	11	11	11	
Duration of Match 4		19min	4min	4min	5min		

Duration of Team Match	2h1min
------------------------	--------

Player Statistics	Slovakia (SVK)					Team Match	Germany (GER)					Team Match
	Match						Match					
	1	2	3	4	5		1	2	3	4	5	
Points won	45	43	33	22		143	48	45	41	33		167
Biggest lead	5	7	6	1		7	6	6	5	7		7
Points won on own serve	26	21	15	12		74	27	21	22	17		87
Points lost on own serve	21	24	19	16		80	19	22	18	10		69
Most consecutive points won	5	5	5	4		5	4	4	4	6		6
Greatest deficit overcome	3	3	-	-		3	-	2	3	1		3

Match/Team Match Statistics	Match					Team Match
	1	2	3	4	5	
Longest rally (strokes)	17	17	10	14		17
Average rally	5	5	4	6		5

NOTES
The "Greatest deficit overcome" only applies when the player/pair ends up winning the game.

LEGEND
TM Men's Team



Detailed Team Match Results

Slovakia (SVK) 1 - 3 Germany (GER)

Match 1: CSEJTEY Richard (SVK) 3-2 SCHWINN Thorsten (GER)

Match Summary		Match	Game 1	Game 2	Game 3	Game 4	Game 5
CSEJTEY Richard	SVK	3	7	5	11	11	11
SCHWINN Thorsten	GER	2	11	11	9	8	9
Duration		32min	4min	4min	6min	6min	7min

Team Match No : TM6-8(2) Table : 4 Umpires : BORODAVCHENKO Igor (RUS) le PAGE Tim (GBR)

Player Statistics	CSEJTEY Richard (SVK)						SCHWINN Thorsten (GER)					
	Game					Match	Game					Match
	1	2	3	4	5		1	2	3	4	5	
Points won	7	5	11	11	11	45	11	11	9	8	9	48
Biggest lead	-	-	2	5	2	5	4	6	2	2	3	6
Points won on own serve	4	3	7	7	5	26	5	6	6	6	4	27
Points lost on own serve	6	5	3	2	5	21	3	2	4	4	6	19
Most consecutive points won	2	1	4	5	4	5	4	3	3	2	4	4
Greatest deficit overcome	-	-	2	2	3	3	-	-	-	-	-	-
Handedness/Grip	Left/Shakehand						Right/Shakehand					

Game/Match Statistics	Game					Match
	1	2	3	4	5	
Longest rally (strokes)	11	6	15	17	15	17
Average rally	5	3	5	5	6	5

Game Progress

1	CSEJTEY Richard (SVK)	*0	0	*0	2	*3	4	*5	6	*7	7	
	SCHWINN Thorsten (GER)	0	*2	4	*4	5	*6	7	*8	9	11	
2	CSEJTEY Richard (SVK)	0	*1	1	*2	3	*3	4	*4	5		
	SCHWINN Thorsten (GER)	*0	1	*3	4	*5	7	*8	10	11		
3	CSEJTEY Richard (SVK)	*0	1	*2	4	*4	5	*5	6	*7	9	11
	SCHWINN Thorsten (GER)	0	*1	2	*2	4	*5	7	*8	9	*9	9
4	CSEJTEY Richard (SVK)	0	*0	2	*3	5	*7	8	*9	10	*10	11
	SCHWINN Thorsten (GER)	*0	2	*2	3	*3	3	*4	5	*6	8	8
5	CSEJTEY Richard (SVK)	*0	1	*1	2	*3	4	*5	7	*9	9	11
	SCHWINN Thorsten (GER)	0	*1	3	*4	5	*6	7	*7	7	*9	9

NOTES

"*" denotes server. The "Greatest deficit overcome" only applies when the player ends up winning the game.

LEGEND

TM Men's Team



Detailed Team Match Results

Slovakia (SVK) 1 - 3 Germany (GER)

Match 2: JAMBOR Miroslav (SVK) 2-3 WOLLMERT Jochen (GER)

Match Summary		Match	Game 1	Game 2	Game 3	Game 4	Game 5
JAMBOR Miroslav	SVK	2	9	11	5	11	7
WOLLMERT Jochen	GER	3	11	8	11	4	11
Duration		29min	4min	4min	3min	4min	6min

Team Match No : TM6-8(2) Table : 4 Umpires : BORODAVCHENKO Igor (RUS) le PAGE Tim (GBR)

Player Statistics	JAMBOR Miroslav (SVK)						WOLLMERT Jochen (GER)					
	Game					Match	Game					Match
	1	2	3	4	5		1	2	3	4	5	
Points won	9	11	5	11	7	43	11	8	11	4	11	45
Biggest lead	1	3	-	7	2	7	3	3	6	1	4	6
Points won on own serve	6	5	3	6	1	21	6	3	6	2	4	21
Points lost on own serve	5	5	5	2	7	24	3	6	2	5	6	22
Most consecutive points won	2	4	2	5	2	5	4	3	3	1	3	4
Greatest deficit overcome	-	3	-	1	-	3	1	-	-	-	2	2
Handedness/Grip	Right/Shakehand						Right/Shakehand					

Game/Match Statistics	Game					Match
	1	2	3	4	5	
Longest rally (strokes)	9	14	16	13	17	17
Average rally	4	5	4	4	6	5

Game Progress

1	JAMBOR Miroslav (SVK)	0	*1	2	*2	3	*4	5	*6	7	*8	9
	WOLLMERT Jochen (GER)	*0	1	*2	4	*5	6	*7	8	*9	10	11
2	JAMBOR Miroslav (SVK)	*0	0	*1	3	*4	5	*6	7	*9	10	11
	WOLLMERT Jochen (GER)	0	*2	3	*3	4	*5	6	*7	7	*8	8
3	JAMBOR Miroslav (SVK)	0	*0	1	*1	2	*3	4	*5	5		
	WOLLMERT Jochen (GER)	*0	2	*3	5	*6	7	*8	9	11		
4	JAMBOR Miroslav (SVK)	*0	1	*3	5	*6	8	*9	10	11		
	WOLLMERT Jochen (GER)	0	*1	1	*1	2	*2	3	*4	4		
5	JAMBOR Miroslav (SVK)	0	*1	2	*4	4	*5	5	*6	6	7	
	WOLLMERT Jochen (GER)	*0	1	*2	2	*4	5	*7	8	*10	11	

NOTES

"*" denotes server. The "Greatest deficit overcome" only applies when the player ends up winning the game.

LEGEND

TM Men's Team



Detailed Team Match Results

Slovakia (SVK) 1 - 3 Germany (GER)

Match 3: CSEJTEY Richard (SVK) 1-3 WOLLMERT Jochen (GER)

Match Summary		Match	Game 1	Game 2	Game 3	Game 4	Game 5
CSEJTEY Richard	SVK	1	11	9	6	8	
WOLLMERT Jochen	GER	3	9	11	11	11	
Duration		25min	5min	5min	5min	6min	

Team Match No : TM6-8(2) Table : 4 Umpires : BORODAVCHENKO Igor (RUS) le PAGE Tim (GBR)

Player Statistics	CSEJTEY Richard (SVK)						WOLLMERT Jochen (GER)					
	Game					Match	Game					Match
	1	2	3	4	5		1	2	3	4	5	
Points won	10	9	6	8		33	8	11	11	11		41
Biggest lead	6	3	1	1		6	-	2	5	3		5
Points won on own serve	4	4	3	4		15	4	5	7	6		22
Points lost on own serve	4	6	4	5		19	6	5	3	4		18
Most consecutive points won	5	3	1	3		5	3	3	3	4		4
Greatest deficit overcome	-	-	-	-		-	-	3	1	1		3
Handedness/Grip	Left/Shakehand						Right/Shakehand					

Game/Match Statistics	Game					Match
	1	2	3	4	5	
Longest rally (strokes)	7	9	10	8		10
Average rally	4	4	5	4		4

Game Progress

1	CSEJTEY Richard (SVK)	*0	1	*3	4	*6	8	*8	9	*10	10	11
	WOLLMERT Jochen (GER)	0	*1	1	*2	2	*2	4	*5	6	*8	9
2	CSEJTEY Richard (SVK)	0	*1	2	*3	4	*5	7	*8	8	*9	9
	WOLLMERT Jochen (GER)	*0	1	*2	3	*4	5	*5	6	*8	9	11
3	CSEJTEY Richard (SVK)	*0	1	2	3	*4	5	*5	6	*6	6	
	WOLLMERT Jochen (GER)	0	*1	*2	*3	4	*5	7	*8	10	11	
4	CSEJTEY Richard (SVK)	0	*1	1	*2	4	*5	6	*7	8	*8	8
	WOLLMERT Jochen (GER)	*0	1	*3	4	*4	5	*6	7	*8	10	11

NOTES

"*" denotes server. The "Greatest deficit overcome" only applies when the player ends up winning the game.

LEGEND

TM Men's Team



Detailed Team Match Results

Slovakia (SVK) 1 - 3 Germany (GER)

Match 4: JAMBOR Miroslav (SVK) 0-3 SCHWINN Thorsten (GER)

Match Summary		Match	Game 1	Game 2	Game 3	Game 4	Game 5
JAMBOR Miroslav	SVK	0	7	7	8		
SCHWINN Thorsten	GER	3	11	11	11		
Duration		19min	4min	4min	5min		

Team Match No : TM6-8(2) Table : 4 Umpires : BORODAVCHENKO Igor (RUS) le PAGE Tim (GBR)

Player Statistics	JAMBOR Miroslav (SVK)						SCHWINN Thorsten (GER)					
	Game					Match	Game					Match
	1	2	3	4	5		1	2	3	4	5	
Points won	7	7	8			22	11	11	11			33
Biggest lead	-	1	-			1	5	7	4			7
Points won on own serve	5	4	3			12	6	7	4			17
Points lost on own serve	5	4	7			16	2	3	5			10
Most consecutive points won	4	4	3			4	4	6	3			6
Greatest deficit overcome	-	-	-			-	-	1	-			1
Handedness/Grip	Right/Shakehand						Right/Shakehand					

Game/Match Statistics	Game					Match
	1	2	3	4	5	
Longest rally (strokes)	14	14	13			14
Average rally	6	5	6			6

Game Progress

1	JAMBOR Miroslav (SVK)	*0	0	*0	2	*2	3	*4	6	*7	7	
	SCHWINN Thorsten (GER)	0	*2	4	*4	6	*7	8	*8	9	11	
2	JAMBOR Miroslav (SVK)	0	*1	2	*2	3	*3	3	*4	6	7	
	SCHWINN Thorsten (GER)	*0	1	*2	4	*5	7	*9	10	*10	11	
3	JAMBOR Miroslav (SVK)	*0	1	*1	2	*3	3	*5	6	*8	8	8
	SCHWINN Thorsten (GER)	0	*1	3	*4	5	*7	7	*8	8	*10	11

NOTES

"*" denotes server. The "Greatest deficit overcome" only applies when the player ends up winning the game.

LEGEND

TM Men's Team



Detailed Team Match Results

Sweden (SWE) 3 - 2 Czech Republic (CZE)

Team Match No : TM6-8(3) Table : 6 Umpires : TONGE Karen (GBR) BROWN David (GBR)

Match 1			Match	Game 1	Game 2	Game 3	Game 4	Game 5
A	ANDERSSON Emil	SWE	3	11	11	11		
X	LAMBERT Zbynek	CZE	0	1	4	3		
Duration of Match 1			10min	2min	4min	3min		

Match 2			Match	Game 1	Game 2	Game 3	Game 4	Game 5
B	RIGNELL Fabian	SWE	1	9	11	9	1	
Y	HORUT Daniel	CZE	3	11	8	11	11	
Duration of Match 2			21min	6min	6min	6min	6min	

Match 3			Match	Game 1	Game 2	Game 3	Game 4	Game 5
A	ANDERSSON Emil	SWE	2	8	11	6	11	5
Y	HORUT Daniel	CZE	3	11	6	11	8	11
Duration of Match 3			27min	5min	5min	4min	5min	5min

Match 4			Match	Game 1	Game 2	Game 3	Game 4	Game 5
B	RIGNELL Fabian	SWE	3	11	11	11		
X	LAMBERT Zbynek	CZE	0	9	4	4		
Duration of Match 4			15min	6min	5min	7min		

Match 5			Match	Game 1	Game 2	Game 3	Game 4	Game 5
	ANDERSSON E / RIGNELL F	SWE	3	11	11	5	15	
	LAMBERT Z / HORUT D	CZE	1	5	4	11	13	
Duration of Match 5			26min	4min	5min	5min	9min	

Duration of Team Match	1h58min
------------------------	---------

Player Statistics	Sweden (SWE)						Czech Republic (CZE)					
	Match					Team Match	Match					Team Match
	1	2	3	4	5		1	2	3	4	5	
Points won	33	30	41	33	41	178	8	41	47	17	32	145
Biggest lead	10	3	5	7	7	10	1	10	6	1	6	10
Points won on own serve	20	19	24	18	16	97	7	22	27	10	13	79
Points lost on own serve	1	19	20	7	19	66	13	11	17	15	25	81
Most consecutive points won	10	5	5	6	3	10	2	10	6	3	3	10
Greatest deficit overcome	1	5	5	1	3	5	-	2	2	-	-	2

Match/Team Match Statistics	Match					Team Match
	1	2	3	4	5	
Longest rally (strokes)	8	15	19	20	10	20
Average rally	4	4	5	5	5	5

NOTES
The "Greatest deficit overcome" only applies when the player/pair ends up winning the game.

LEGEND
TM Men's Team



Detailed Team Match Results

Sweden (SWE) 3 - 2 Czech Republic (CZE)

Match 1: **ANDERSSON Emil (SWE)** 3-0 **LAMBERT Zbynek (CZE)**

Match Summary		Match	Game 1	Game 2	Game 3	Game 4	Game 5
ANDERSSON Emil	SWE	3	11	11	11		
LAMBERT Zbynek	CZE	0	1	4	3		
	Duration	10min	2min	4min	3min		

Team Match No : TM6-8(3) Table : 6 Umpires : TONGE Karen (GBR) BROWN David (GBR)

Player Statistics	ANDERSSON Emil (SWE)						LAMBERT Zbynek (CZE)					
	Game					Match	Game					Match
	1	2	3	4	5		1	2	3	4	5	
Points won	11	11	11			33	1	4	3			8
Biggest lead	10	7	8			10	-	1	-			1
Points won on own serve	6	6	8			20	1	3	3			7
Points lost on own serve	0	1	0			1	5	5	3			13
Most consecutive points won	10	7	6			10	1	2	2			2
Greatest deficit overcome	-	1	-			1	-	-	-			-
Handedness/Grip	Right/Shakehand						Right/Shakehand					

Game/Match Statistics	Game					Match
	1	2	3	4	5	
Longest rally (strokes)	8	5	8			8
Average rally	4	3	4			4

Game Progress

1	ANDERSSON Emil (SWE)	*0	2	*4	6	*8	10	11	
	LAMBERT Zbynek (CZE)	0	*0	0	*0	0	*0	1	
2	ANDERSSON Emil (SWE)	0	*1	2	*3	5	*7	9	*10
	LAMBERT Zbynek (CZE)	*0	1	*2	3	*3	3	*3	4
3	ANDERSSON Emil (SWE)	*0	2	*4	6	*6	8	*9	11
	LAMBERT Zbynek (CZE)	0	*0	0	*0	2	*2	3	3

NOTES

"*" denotes server. The "Greatest deficit overcome" only applies when the player ends up winning the game.

LEGEND

TM Men's Team



Detailed Team Match Results

Sweden (SWE) 3 - 2 Czech Republic (CZE)

Match 2: RIGNELL Fabian (SWE) 1-3 HORUT Daniel (CZE)

Match Summary		Match	Game 1	Game 2	Game 3	Game 4	Game 5
RIGNELL Fabian	SWE	1	9	11	9	1	
HORUT Daniel	CZE	3	11	8	11	11	
Duration		21min	6min	6min	6min	6min	6min

Team Match No : TM6-8(3) Table : 6 Umpires : TONGE Karen (GBR) BROWN David (GBR)

Player Statistics	RIGNELL Fabian (SWE)						HORUT Daniel (CZE)					
	Game					Match	Game					Match
	1	2	3	4	5		1	2	3	4	5	
Points won	9	11	9	1		30	11	8	11	11		41
Biggest lead	2	3	1	-		3	3	5	5	10		10
Points won on own serve	7	4	7	1		19	6	3	7	6		22
Points lost on own serve	5	5	4	5		19	2	7	2	0		11
Most consecutive points won	3	4	5	1		5	4	5	6	10		10
Greatest deficit overcome	-	5	-	-		5	2	-	1	-		2
Handedness/Grip	Left/Shakehand						Left/Shakehand					

Game/Match Statistics	Game					Match
	1	2	3	4	5	
Longest rally (strokes)	8	15	11	7		15
Average rally	4	5	5	4		4

Game Progress

1	RIGNELL Fabian (SWE)	*0	1	*1	3	*4	5	*5	*8	*9	9	9
	HORUT Daniel (CZE)	0	*1	3	*3	4	*5	7	6	7	*9	11
2	RIGNELL Fabian (SWE)	0	*0	0	*1	2	*4	5	*7	8	*10	11
	HORUT Daniel (CZE)	*0	2	*4	5	*6	6	*7	7	*8	8	8
3	RIGNELL Fabian (SWE)	*0	1	*1	1	*2	4	*4	6	*8	9	9
	HORUT Daniel (CZE)	0	*1	3	*5	6	*6	8	*8	8	*9	11
4	RIGNELL Fabian (SWE)	0	*0	0	*0	0	*0	1				
	HORUT Daniel (CZE)	*0	2	*4	6	*8	10	11				

NOTES

"*" denotes server. The "Greatest deficit overcome" only applies when the player ends up winning the game.

LEGEND

TM Men's Team



Detailed Team Match Results

Sweden (SWE) 3 - 2 Czech Republic (CZE)

Match 3: ANDERSSON Emil (SWE) 2-3 HORUT Daniel (CZE)

Match Summary		Match	Game 1	Game 2	Game 3	Game 4	Game 5
ANDERSSON Emil	SWE	2	8	11	6	11	5
HORUT Daniel	CZE	3	11	6	11	8	11
	Duration	27min	5min	5min	4min	5min	5min

Team Match No : TM6-8(3) Table : 6 Umpires : TONGE Karen (GBR) BROWN David (GBR)

Player Statistics	ANDERSSON Emil (SWE)						HORUT Daniel (CZE)					
	Game					Match	Game					Match
	1	2	3	4	5		1	2	3	4	5	
Points won	8	11	6	11	5	41	11	6	11	8	11	47
Biggest lead	2	5	2	3	-	5	3	2	5	5	6	6
Points won on own serve	6	6	4	6	2	24	7	4	6	5	5	27
Points lost on own serve	4	2	5	3	6	20	2	5	2	5	3	17
Most consecutive points won	2	5	2	5	2	5	3	2	5	6	6	6
Greatest deficit overcome	-	2	-	5	-	5	2	-	2	-	-	2
Handedness/Grip	Right/Shakehand						Left/Shakehand					

Game/Match Statistics	Game					Match
	1	2	3	4	5	
Longest rally (strokes)	10	11	9	19	11	19
Average rally	4	6	4	5	5	5

Game Progress

1	ANDERSSON Emil (SWE)	*0	2	*2	3	*3	4	*5	6	*7	8	8
	HORUT Daniel (CZE)	0	*0	2	*3	5	*6	7	*8	9	*10	11
2	ANDERSSON Emil (SWE)	0	*0	2	*4	5	*6	7	*8	10	11	
	HORUT Daniel (CZE)	*0	2	*2	2	*3	4	*5	6	*6	6	
3	ANDERSSON Emil (SWE)	*0	1	*2	4	*4	5	*5	5	*6	6	
	HORUT Daniel (CZE)	0	*1	2	*2	4	*5	7	*9	10	11	
4	ANDERSSON Emil (SWE)	0	*1	1	*1	2	*4	6	*7	9	*10	11
	HORUT Daniel (CZE)	*0	1	*3	5	*6	6	*6	7	*7	8	8
5	ANDERSSON Emil (SWE)	*0	0	*2	3	*4	5	*5	5	5	5	5
	HORUT Daniel (CZE)	0	*2	2	*3	4	*5	7	*9	11	11	11

NOTES

"*" denotes server. The "Greatest deficit overcome" only applies when the player ends up winning the game.

LEGEND

TM Men's Team



Detailed Team Match Results

Sweden (SWE) 3 - 2 Czech Republic (CZE)

Match 4: RIGNELL Fabian (SWE) 3-0 LAMBERT Zbynek (CZE)

Match Summary		Match	Game 1	Game 2	Game 3	Game 4	Game 5
RIGNELL Fabian	SWE	3	11	11	11		
LAMBERT Zbynek	CZE	0	9	4	4		
	Duration	15min	6min	5min	7min		

Team Match No : TM6-8(3) Table : 6 Umpires : TONGE Karen (GBR) BROWN David (GBR)

Player Statistics	RIGNELL Fabian (SWE)						LAMBERT Zbynek (CZE)					
	Game					Match	Game					Match
	1	2	3	4	5		1	2	3	4	5	
Points won	11	11	11			33	9	4	4			17
Biggest lead	2	7	7			7	1	1	1			1
Points won on own serve	6	7	5			18	5	3	2			10
Points lost on own serve	4	1	2			7	5	4	6			15
Most consecutive points won	3	6	5			6	3	3	1			3
Greatest deficit overcome	1	1	1			1	-	-	-			-
Handedness/Grip	Left/Shakehand						Right/Shakehand					

Game/Match Statistics	Game					Match
	1	2	3	4	5	
Longest rally (strokes)	10	8	20			20
Average rally	5	5	5			5

Game Progress

1	RIGNELL Fabian (SWE)	0	*1	3	*3	4	*6	7	*8	8	*9	11
	LAMBERT Zbynek (CZE)	*0	1	*1	3	*4	4	*5	6	*8	9	9
2	RIGNELL Fabian (SWE)	*0	2	*2	3	*5	7	*8	10	11		
	LAMBERT Zbynek (CZE)	0	*0	2	*3	3	*3	4	*4	4		
3	RIGNELL Fabian (SWE)	0	*1	2	*3	5	*7	8	*10	11		
	LAMBERT Zbynek (CZE)	*0	1	*2	3	*3	3	*4	4	4		

NOTES

"*" denotes server. The "Greatest deficit overcome" only applies when the player ends up winning the game.

LEGEND

TM Men's Team



Detailed Team Match Results

Sweden (SWE) 3 - 2 Czech Republic (CZE)

Match 5: **ANDERSSON Emil (SWE)** 3-1 **LAMBERT Zbynek (CZE)**
RIGNELL Fabian **HORUT Daniel**

Match Summary		Match	Game 1	Game 2	Game 3	Game 4	Game 5
ANDERSSON Emil / RIGNELL F	SWE	3	11	11	5	15	
LAMBERT Zbynek / HORUT D	CZE	1	5	4	11	13	
	Duration	26min	4min	5min	5min	9min	

Team Match No : TM6-8(3) Table : 6 Umpires : TONGE Karen (GBR) BROWN David (GBR)

Player Statistics	ANDERSSON E / RIGNELL F (SWE)						LAMBERT Z / HORUT D (CZE)					
	Game					Match	Game					Match
	1	2	3	4	5		1	2	3	4	5	
Points won	10	11	5	15		41	4	4	11	13		32
Biggest lead	6	7	-	2		7	1	-	6	3		6
Points won on own serve	3	5	2	6		16	1	2	5	5		13
Points lost on own serve	3	2	6	8		19	7	6	3	9		25
Most consecutive points won	3	3	1	3		3	1	2	3	3		3
Greatest deficit overcome	1	-	-	3		3	-	-	-	-		-
Handedness/Grip	Right/Shakehand - Left/Shakehand						Right/Shakehand - Left/Shakehand					

Game/Match Statistics	Game					Match
	1	2	3	4	5	
Longest rally (strokes)	7	6	10	10		10
Average rally	4	4	5	5		5

Game Progress

1	ANDERSSON E / RIGNELL F (SWE)	-*0	1	*-1	3	-*5	6	*-8	9	11									
	LAMBERT Z / HORUT D (CZE)	0	*-1	3	-*3	3	*-4	4	-*5	5									
2	ANDERSSON E / RIGNELL F (SWE)	0	*-2	3	*-4	6	-*7	8	*-10	11									
	LAMBERT Z / HORUT D (CZE)	-*0	0	*-1	2	-*2	3	*-4	4	4									
3	ANDERSSON E / RIGNELL F (SWE)	-*0	0	*-1	1	-*2	3	*-4	5	5									
	LAMBERT Z / HORUT D (CZE)	0	*-2	3	*-5	6	-*7	8	*-9	11									
4	ANDERSSON E / RIGNELL F (SWE)	0	-*2	2	*-4	4	-*5	5	*-6	8	*-8	10	*-11	11	-*11	12	*-13	13	-*14
	LAMBERT Z / HORUT D (CZE)	-*0	0	*-2	2	-*4	5	*-7	8	-*8	10	*-10	10	-*11	12	*-12	12	-*13	13
		15																	
		13																	

NOTES

"*- " denotes first player of pair is server, "-*" denotes second player of pair is server. The "Greatest deficit overcome" only applies when the pair ends up winning the game.

LEGEND

TM Men's Team



Detailed Team Match Results

Poland (POL) 3 - 0 Ukraine (UKR)

Team Match No : TM6-8(5) Table : 2 Umpires : ROBERTS Averil (NZL) ATTOOR Satheese (IND)

Match 1			Match	Game 1	Game 2	Game 3	Game 4	Game 5
A	GRUDZIEN Piotr	POL	3	11	11	10	12	14
X	NIKOLENKO Maxym	UKR	2	7	8	12	14	12
Duration of Match 1			40min	5min	5min	7min	8min	9min

Match 2			Match	Game 1	Game 2	Game 3	Game 4	Game 5
B	SKRZYNECKI Marcin	POL	3	11	11	11		
Y	POPOV Mykhaylo	UKR	0	5	8	8		
Duration of Match 2			18min	4min	5min	5min		

Match 3			Match	Game 1	Game 2	Game 3	Game 4	Game 5
A	GRUDZIEN Piotr	POL	3	5	11	11	10	11
Y	POPOV Mykhaylo	UKR	2	11	7	4	12	9
Duration of Match 3			31min	4min	5min	4min	6min	6min

Duration of Team Match	1h38min
------------------------	----------------

Player Statistics	Poland (POL)					Team Match	Ukraine (UKR)					Team Match
	Match						Match					
	1	2	3	4	5		1	2	3	4	5	
Points won	58	33	48			139	53	21	43			117
Biggest lead	4	6	7			7	3	2	6			6
Points won on own serve	32	22	26			80	29	16	24			69
Points lost on own serve	24	5	19			48	26	11	22			59
Most consecutive points won	5	7	8			8	5	2	5			5
Greatest deficit overcome	2	2	3			3	4	-	2			4

Match/Team Match Statistics	Match					Team Match
	1	2	3	4	5	
Longest rally (strokes)	14	14	18			18
Average rally	4	4	4			4

NOTES
The "Greatest deficit overcome" only applies when the player/pair ends up winning the game.

LEGEND
TM Men's Team



Detailed Team Match Results

Poland (POL) 3 - 0 Ukraine (UKR)

Match 1: GRUDZIEN Piotr (POL) 3-2 NIKOLENKO Maxym (UKR)

Match Summary		Match	Game 1	Game 2	Game 3	Game 4	Game 5
GRUDZIEN Piotr	POL	3	11	11	10	12	14
NIKOLENKO Maxym	UKR	2	7	8	12	14	12
	Duration	40min	5min	5min	7min	8min	9min

Team Match No : TM6-8(5) Table : 2 Umpires : ROBERTS Averil (NZL) ATTOOR Satheese (IND)

Player Statistics	GRUDZIEN Piotr (POL)						NIKOLENKO Maxym (UKR)					
	Game					Match	Game					Match
	1	2	3	4	5		1	2	3	4	5	
Points won	11	11	10	12	14	58	7	8	12	14	12	53
Biggest lead	4	4	4	4	2	4	1	1	2	3	2	3
Points won on own serve	6	6	6	7	7	32	3	5	7	8	6	29
Points lost on own serve	4	3	5	6	6	24	5	5	4	5	7	26
Most consecutive points won	5	4	4	5	3	5	4	2	4	5	3	5
Greatest deficit overcome	1	1	-	-	2	2	-	-	4	4	-	4
Handedness/Grip	Right/Shakehand						Right/Shakehand					

Game/Match Statistics	Game					Match
	1	2	3	4	5	
Longest rally (strokes)	11	7	10	14	10	14
Average rally	4	4	4	4	4	4

Game Progress

1	GRUDZIEN Piotr (POL)	*0	2	*3	3	*4	5	*6	7	*9	11							
	NIKOLENKO Maxym (UKR)	0	*0	1	*3	4	*5	6	*7	7	7							
2	GRUDZIEN Piotr (POL)	0	*1	2	*4	5	*6	8	*8	9	*10	11						
	NIKOLENKO Maxym (UKR)	*0	1	*2	2	*3	4	*4	6	*7	8	8						
3	GRUDZIEN Piotr (POL)	*0	1	*3	5	*5	6	*7	7	*8	10	*10	10	10				
	NIKOLENKO Maxym (UKR)	0	*1	1	*1	3	*4	5	*7	8	*8	10	*11	12				
4	GRUDZIEN Piotr (POL)	0	*0	1	*3	5	*6	8	*9	9	*9	10	*11	11	*11	12	*12	12
	NIKOLENKO Maxym (UKR)	*0	2	*3	3	*3	4	*4	5	*7	9	*10	10	*11	12	*12	13	14
5	GRUDZIEN Piotr (POL)	*0	1	*2	3	*4	5	*6	6	*7	9	*10	11	*11	11	*12	13	14
	NIKOLENKO Maxym (UKR)	0	*1	2	*3	4	*5	6	*8	9	*9	10	*10	11	*12	12	*12	12

NOTES

"*" denotes server. The "Greatest deficit overcome" only applies when the player ends up winning the game.

LEGEND

TM Men's Team



Detailed Team Match Results

Poland (POL) 3 - 0 Ukraine (UKR)

Match 2: SKRZYNECKI Marcin (POL) 3-0 POPOV Mykhaylo (UKR)

Match Summary		Match	Game 1	Game 2	Game 3	Game 4	Game 5
SKRZYNECKI Marcin	POL	3	11	11	11		
POPOV Mykhaylo	UKR	0	5	8	8		
Duration		18min	4min	5min	5min		

Team Match No : TM6-8(5) Table : 2 Umpires : ROBERTS Averil (NZL) ATTOOR Satheese (IND)

Player Statistics	SKRZYNECKI Marcin (POL)						POPOV Mykhaylo (UKR)					
	Game					Match	Game					Match
	1	2	3	4	5		1	2	3	4	5	
Points won	11	11	11			33	5	8	8			21
Biggest lead	6	3	4			6	1	1	2			2
Points won on own serve	7	8	7			22	4	6	6			16
Points lost on own serve	1	2	2			5	4	3	4			11
Most consecutive points won	7	4	3			7	2	2	2			2
Greatest deficit overcome	1	1	2			2	-	-	-			-
Handedness/Grip	Right/Shakehand						Left/Shakehand					

Game/Match Statistics	Game					Match
	1	2	3	4	5	
Longest rally (strokes)	8	14	9			14
Average rally	3	4	4			4

Game Progress

1	SKRZYNECKI Marcin (POL)	0	*1	2	*3	5	*7	9	*9	11		
	POPOV Mykhaylo (UKR)	*0	1	*2	3	*3	3	*3	5	5		
2	SKRZYNECKI Marcin (POL)	*0	2	*2	4	*4	5	*6	8	*9	10	11
	POPOV Mykhaylo (UKR)	0	*0	2	*2	4	*5	6	*6	7	*8	8
3	SKRZYNECKI Marcin (POL)	0	*0	2	*3	4	*6	7	*8	10	*10	11
	POPOV Mykhaylo (UKR)	*0	2	*2	3	*4	4	*5	6	*6	8	8

NOTES

"*" denotes server. The "Greatest deficit overcome" only applies when the player ends up winning the game.

LEGEND

TM Men's Team



Detailed Team Match Results

Poland (POL) 3 - 0 Ukraine (UKR)

Match 3: GRUDZIEN Piotr (POL) 3-2 POPOV Mykhaylo (UKR)

Match Summary		Match	Game 1	Game 2	Game 3	Game 4	Game 5
GRUDZIEN Piotr	POL	3	5	11	11	10	11
POPOV Mykhaylo	UKR	2	11	7	4	12	9
	Duration	31min	4min	5min	4min	6min	6min

Team Match No : TM6-8(5) Table : 2 Umpires : ROBERTS Averil (NZL) ATTOOR Satheese (IND)

Player Statistics	GRUDZIEN Piotr (POL)						POPOV Mykhaylo (UKR)					
	Game					Match	Game					Match
	1	2	3	4	5		1	2	3	4	5	
Points won	5	11	11	10	11	48	11	7	4	12	9	43
Biggest lead	-	4	7	2	2	7	6	-	2	2	3	6
Points won on own serve	2	4	7	7	6	26	5	3	3	8	5	24
Points lost on own serve	6	4	1	4	4	19	3	7	4	3	5	22
Most consecutive points won	2	4	8	3	4	8	5	3	3	3	5	5
Greatest deficit overcome	-	-	2	-	3	3	-	-	-	2	-	2
Handedness/Grip	Right/Shakehand						Left/Shakehand					

Game/Match Statistics	Game					Match
	1	2	3	4	5	
Longest rally (strokes)	8	7	9	18	7	18
Average rally	4	4	4	5	3	4

Game Progress

1	GRUDZIEN Piotr (POL)	*0	0	*1	2	*2	2	*4	5	5				
	POPOV Mykhaylo (UKR)	0	*2	3	*4	6	*8	8	*9	11				
2	GRUDZIEN Piotr (POL)	0	*1	3	*5	5	*6	7	*8	9	11			
	POPOV Mykhaylo (UKR)	*0	1	*1	1	*3	4	*5	6	*7	7			
3	GRUDZIEN Piotr (POL)	*0	1	*1	3	*4	6	*8	10	11				
	POPOV Mykhaylo (UKR)	0	*1	3	*3	4	*4	4	*4	4				
4	GRUDZIEN Piotr (POL)	0	*1	2	*2	4	*5	7	*7	8	*9	10	*10	10
	POPOV Mykhaylo (UKR)	*0	1	*2	4	*4	5	*5	7	*8	9	*10	11	12
5	GRUDZIEN Piotr (POL)	*0	0	*2	4	*4	4	*5	7	*8	10	11		
	POPOV Mykhaylo (UKR)	0	*2	2	*2	4	*6	7	*7	8	*8	9		

NOTES

"*" denotes server. The "Greatest deficit overcome" only applies when the player ends up winning the game.

LEGEND

TM Men's Team



Detailed Team Match Results

Belgium (BEL) 3 - 2 France (FRA)

Team Match No : TM6-8(6) Table : 4 Umpires : BALGHAITH Alawi (QAT) RACKO Boris (SVK)

Match 1			Match	Game 1	Game 2	Game 3	Game 4	Game 5
A	LOICQ Mathieu	BEL	3	14	11	10	11	
X	DOURBECKER Kevin	FRA	1	12	8	12	7	
Duration of Match 1			27min	6min	5min	6min	5min	

Match 2			Match	Game 1	Game 2	Game 3	Game 4	Game 5
B	LEDOUX Marc	BEL	1	1	11	8	10	
Y	MESSI Stephane	FRA	3	11	7	11	12	
Duration of Match 2			23min	4min	5min	5min	6min	

Match 3			Match	Game 1	Game 2	Game 3	Game 4	Game 5
A	LOICQ Mathieu	BEL	2	9	9	11	11	13
Y	MESSI Stephane	FRA	3	11	11	4	5	15
Duration of Match 3			37min	5min	6min	4min	4min	10min

Match 4			Match	Game 1	Game 2	Game 3	Game 4	Game 5
B	LEDOUX Marc	BEL	3	13	8	11	4	11
X	DOURBECKER Kevin	FRA	2	11	11	2	11	6
Duration of Match 4			32min	7min	6min	4min	4min	7min

Match 5			Match	Game 1	Game 2	Game 3	Game 4	Game 5
	DESPIEUX B / LOICQ M	BEL	3	6	11	12	11	
	DOURBECKER K / MESSI S	FRA	1	11	4	10	8	
Duration of Match 5			27min	4min	4min	7min	6min	

Duration of Team Match	2h50min
------------------------	---------

Player Statistics	Belgium (BEL)						France (FRA)					
	Match					Team Match	Match					Team Match
	1	2	3	4	5		1	2	3	4	5	
Points won	46	30	53	47	40	216	39	41	46	41	33	200
Biggest lead	4	5	7	9	7	9	2	10	5	7	5	10
Points won on own serve	25	17	27	27	22	118	20	22	23	24	19	108
Points lost on own serve	19	19	23	17	14	92	21	13	26	20	18	98
Most consecutive points won	4	4	8	6	6	8	3	7	4	6	3	7
Greatest deficit overcome	2	-	2	4	4	4	1	3	3	3	-	3

Match/Team Match Statistics	Match					Team Match
	1	2	3	4	5	
Longest rally (strokes)	16	16	15	38	10	38
Average rally	4	6	5	9	4	6

NOTES
The "Greatest deficit overcome" only applies when the player/pair ends up winning the game.

LEGEND
TM Men's Team



Detailed Team Match Results

Belgium (BEL) 3 - 2 France (FRA)

Match 1: LOICQ Mathieu (BEL) 3-1 DOURBECKER Kevin (FRA)

Match Summary		Match	Game 1	Game 2	Game 3	Game 4	Game 5
LOICQ Mathieu	BEL	3	14	11	10	11	
DOURBECKER Kevin	FRA	1	12	8	12	7	
	Duration	27min	6min	5min	6min	5min	

Team Match No : TM6-8(6) Table : 4 Umpires : BALGHAITH Alawi (QAT) RACKO Boris (SVK)

Player Statistics	LOICQ Mathieu (BEL)						DOURBECKER Kevin (FRA)					
	Game					Match	Game					Match
	1	2	3	4	5		1	2	3	4	5	
Points won	14	11	10	11		46	12	8	12	7		39
Biggest lead	2	3	1	4		4	2	1	2	1		2
Points won on own serve	8	7	4	6		25	7	5	5	3		20
Points lost on own serve	5	3	7	4		19	6	4	6	5		21
Most consecutive points won	3	3	3	4		4	2	3	3	3		3
Greatest deficit overcome	2	1	-	1		2	-	-	1	-		1
Handedness/Grip	Right/Shakehand						Left/Shakehand					

Game/Match Statistics	Game					Match
	1	2	3	4	5	
Longest rally (strokes)	10	9	16	12		16
Average rally	5	5	4	5		4

Game Progress

1	LOICQ Mathieu (BEL)	0	*0	1	*2	4	*5	6	*7	8	*9	10	*11	11	*11	12	*13	14
	DOURBECKER Kevin (FRA)	*0	2	*3	4	*4	5	*6	7	*8	9	*10	10	*11	12	*12	12	12
2	LOICQ Mathieu (BEL)	*0	1	*2	4	*4	5	*6	8	*9	10	11						
	DOURBECKER Kevin (FRA)	0	*1	2	*2	4	*5	6	*6	7	*8	8						
3	LOICQ Mathieu (BEL)	0	*1	1	*2	3	*5	6	*7	8	*9	10	*10	10				
	DOURBECKER Kevin (FRA)	*0	1	*3	4	*5	5	*6	7	*8	9	*10	11	12				
4	LOICQ Mathieu (BEL)	*0	1	*3	4	*4	5	*7	8	*9	11							
	DOURBECKER Kevin (FRA)	0	*1	1	*2	4	*5	5	*6	7	7							

NOTES
 "*" denotes server. The "Greatest deficit overcome" only applies when the player ends up winning the game.

LEGEND
 TM Men's Team



Detailed Team Match Results

Belgium (BEL) 3 - 2 France (FRA)

Match 2: LEDOUX Marc (BEL) 1-3 MESSI Stephane (FRA)

Match Summary		Match	Game 1	Game 2	Game 3	Game 4	Game 5
LEDOUX Marc	BEL	1	1	11	8	10	
MESSI Stephane	FRA	3	11	7	11	12	
	Duration	23min	4min	5min	5min	6min	

Team Match No : TM6-8(6) Table : 4 Umpires : BALGHAITH Alawi (QAT) RACKO Boris (SVK)

Player Statistics	LEDOUX Marc (BEL)						MESSI Stephane (FRA)					
	Game					Match	Game					Match
	1	2	3	4	5		1	2	3	4	5	
Points won	1	11	8	10		30	11	7	11	12		41
Biggest lead	-	5	1	3		5	10	-	3	2		10
Points won on own serve	1	7	5	4		17	6	4	7	5		22
Points lost on own serve	5	3	4	7		19	0	4	3	6		13
Most consecutive points won	1	4	4	2		4	7	2	4	3		7
Greatest deficit overcome	-	-	-	-		-	-	-	1	3		3
Handedness/Grip	Left/Shakehand						Right/Shakehand					

Game/Match Statistics	Game					Match
	1	2	3	4	5	
Longest rally (strokes)	9	16	14	16		16
Average rally	5	7	7	6		6

Game Progress

1	LEDOUX Marc (BEL)	0	*0	0	*0	1	*1	1						
	MESSI Stephane (FRA)	*0	2	*4	6	*7	9	11						
2	LEDOUX Marc (BEL)	*0	2	*4	5	*5	7	*8	9	*10	11			
	MESSI Stephane (FRA)	0	*0	0	*1	3	*3	4	*5	6	7			
3	LEDOUX Marc (BEL)	0	*0	1	*2	3	*4	6	*7	8	*8	8		
	MESSI Stephane (FRA)	*0	2	*3	4	*5	6	*6	7	*8	10	11		
4	LEDOUX Marc (BEL)	*0	1	*3	4	*5	6	*7	7	*8	9	*10	10	10
	MESSI Stephane (FRA)	0	*1	1	*2	3	*4	5	*7	8	*9	10	*11	12

NOTES

"*" denotes server. The "Greatest deficit overcome" only applies when the player ends up winning the game.

LEGEND

TM Men's Team



Detailed Team Match Results

Belgium (BEL) 3 - 2 France (FRA)

Match 3: LOICQ Mathieu (BEL) **2-3** MESSI Stephane (FRA)

Match Summary		Match	Game 1	Game 2	Game 3	Game 4	Game 5
LOICQ Mathieu	BEL	2	9	9	11	11	13
MESSI Stephane	FRA	3	11	11	4	5	15
	Duration	37min	5min	6min	4min	4min	10min

Team Match No : TM6-8(6) Table : 4 Umpires : BALGHAITH Alawi (QAT) RACKO Boris (SVK)

Player Statistics	LOICQ Mathieu (BEL)						MESSI Stephane (FRA)					
	Game					Match	Game					Match
	1	2	3	4	5		1	2	3	4	5	
Points won	9	9	11	11	13	53	11	11	4	5	15	46
Biggest lead	2	-	7	6	3	7	2	5	1	2	2	5
Points won on own serve	4	6	6	6	5	27	5	7	2	3	6	23
Points lost on own serve	6	4	2	2	9	23	5	3	5	5	8	26
Most consecutive points won	4	4	8	5	3	8	3	3	2	2	4	4
Greatest deficit overcome	-	-	1	2	-	2	2	-	-	-	3	3
Handedness/Grip	Right/Shakehand						Right/Shakehand					

Game/Match Statistics	Game					Match
	1	2	3	4	5	
Longest rally (strokes)	11	12	8	12	15	15
Average rally	5	4	4	5	6	5

Game Progress

1	LOICQ Mathieu (BEL)	*0	0	*2	4	*4	5	*7	7	*8	9	9							
	MESSI Stephane (FRA)	0	*2	2	*2	4	*5	5	*7	8	*9	11							
2	LOICQ Mathieu (BEL)	0	*0	1	*2	3	*3	5	*5	6	*8	9							
	MESSI Stephane (FRA)	*0	2	*3	4	*5	7	*7	9	*10	10	11							
3	LOICQ Mathieu (BEL)	*0	1	*2	3	*4	6	*8	10	11									
	MESSI Stephane (FRA)	0	*1	2	*3	4	*4	4	*4	4									
4	LOICQ Mathieu (BEL)	0	*0	2	*4	5	*6	7	*9	11									
	MESSI Stephane (FRA)	*0	2	*2	2	*3	4	*5	5	5									
5	LOICQ Mathieu (BEL)	*0	2	*3	3	*4	6	*7	8	*8	8	*10	10	*11	11	*12	12	*13	13
	MESSI Stephane (FRA)	0	*0	1	*3	4	*4	5	*6	8	*10	10	*11	11	*12	12	*13	13	*14
		13																	
		15																	

NOTES
 "*" denotes server. The "Greatest deficit overcome" only applies when the player ends up winning the game.

LEGEND
 TM Men's Team



Detailed Team Match Results

Belgium (BEL) 3 - 2 France (FRA)

Match 4: LEDOUX Marc (BEL) 3-2 DOURBECKER Kevin (FRA)

Match Summary		Match	Game 1	Game 2	Game 3	Game 4	Game 5
LEDOUX Marc	BEL	3	13	8	11	4	11
DOURBECKER Kevin	FRA	2	11	11	2	11	6
	Duration	32min	7min	6min	4min	4min	7min

Team Match No : TM6-8(6) Table : 4 Umpires : BALGHAITH Alawi (QAT) RACKO Boris (SVK)

Player Statistics	LEDOUX Marc (BEL)						DOURBECKER Kevin (FRA)					
	Game					Match	Game					Match
	1	2	3	4	5		1	2	3	4	5	
Points won	13	8	11	4	11	47	11	11	2	11	6	41
Biggest lead	2	3	9	-	5	9	4	3	-	7	-	7
Points won on own serve	7	5	6	2	7	27	6	7	1	7	3	24
Points lost on own serve	5	4	1	4	3	17	6	3	5	2	4	20
Most consecutive points won	5	2	6	2	3	6	6	3	1	5	3	6
Greatest deficit overcome	4	-	-	-	-	4	-	3	-	-	-	3
Handedness/Grip	Left/Shakehand						Left/Shakehand					

Game/Match Statistics	Game					Match
	1	2	3	4	5	
Longest rally (strokes)	18	16	20	17	38	38
Average rally	8	8	9	8	13	9

Game Progress

1	LEDOUX Marc (BEL)	*0	0	*1	2	*4	6	*6	6	*6	8	*10	11	*11	12	13
	DOURBECKER Kevin (FRA)	0	*2	3	*4	4	*4	6	*8	10	*10	10	*10	11	*11	11
2	LEDOUX Marc (BEL)	0	*1	3	*4	5	*5	6	*6	7	*8	8				
	DOURBECKER Kevin (FRA)	*0	1	*1	2	*3	5	*6	8	*9	10	11				
3	LEDOUX Marc (BEL)	*0	2	*4	6	*7	8	*10	11							
	DOURBECKER Kevin (FRA)	0	*0	0	*0	1	*2	2	2							
4	LEDOUX Marc (BEL)	0	*0	0	*1	2	*3	4	4	4						
	DOURBECKER Kevin (FRA)	*0	2	*4	5	*6	7	*8	*10	11						
5	LEDOUX Marc (BEL)	*0	2	*3	5	*6	*6	8	*9	10	11					
	DOURBECKER Kevin (FRA)	0	*0	1	*1	2	4	*4	5	*6	6					

NOTES

"*" denotes server. The "Greatest deficit overcome" only applies when the player ends up winning the game.

LEGEND

TM Men's Team



Detailed Team Match Results

Belgium (BEL) 3 - 2 France (FRA)

Match 5: **DESPINEUX Ben (BEL)** 3-1 **DOURBECKER Kevin (FRA)**
LOICQ Mathieu **MESSI Stephane**

Match Summary		Match	Game 1	Game 2	Game 3	Game 4	Game 5
DESPINEUX Ben / LOICQ M	BEL	3	6	11	12	11	
DOURBECKER Kevin / MESSI S	FRA	1	11	4	10	8	
	Duration	27min	4min	4min	7min	6min	

Team Match No : TM6-8(6) Table : 4 Umpires : BALGHAITH Alawi (QAT) RACKO Boris (SVK)

Player Statistics	DESPINEUX B / LOICQ M (BEL)						DOURBECKER K / MESSI S (FRA)					
	Game					Match	Game					Match
	1	2	3	4	5		1	2	3	4	5	
Points won	6	11	12	11		40	11	4	10	8		33
Biggest lead	-	7	3	3		7	5	1	1	4		5
Points won on own serve	3	6	6	7		22	5	3	5	6		19
Points lost on own serve	6	1	5	2		14	3	5	6	4		18
Most consecutive points won	2	6	4	4		6	3	2	2	3		3
Greatest deficit overcome	-	1	1	4		4	-	-	-	-		-
Handedness/Grip	Left/Shakehand - Right/Shakehand						Left/Shakehand - Right/Shakehand					

Game/Match Statistics	Game					Match
	1	2	3	4	5	
Longest rally (strokes)	6	10	8	10		10
Average rally	4	5	4	4		4

Game Progress

1	DESPINEUX B / LOICQ M (BEL)	*-0	1	*-1	3	*-4	4	*-5	5	*-6	*-6	8		
	DOURBECKER K / MESSI S (FRA)	0	*-1	3	*-3	4	*-6	7	*-9	10	11	10		
2	DESPINEUX B / LOICQ M (BEL)	0	*-1	2	*-3	5	*-7	9	*-10	11				
	DOURBECKER K / MESSI S (FRA)	*-0	1	*-2	3	*-3	3	*-3	4	4				
3	DESPINEUX B / LOICQ M (BEL)	*-0	1	*-2	3	*-4	6	*-7	8	*-9	9	*-10	11	12
	DOURBECKER K / MESSI S (FRA)	0	*-1	2	*-3	4	*-4	5	*-6	7	*-9	10	*-10	10
4	DESPINEUX B / LOICQ M (BEL)	0	*-0	1	*-1	3	*-4	6	*-7	8	*-10	11		
	DOURBECKER K / MESSI S (FRA)	*-0	2	*-3	5	*-5	6	*-6	7	*-8	8	8		

NOTES

"*- " denotes first player of pair is server, "-*" denotes second player of pair is server. The "Greatest deficit overcome" only applies when the pair ends up winning the game.

LEGEND

TM Men's Team



Detailed Team Match Results

Thailand (THA) 2 - 3 Italy (ITA)

Team Match No : TM6-8(7) Table : 6 Umpires : ZHANG Yingqiu (CHN) HIGGINS Peter (GBR)

Match 1			Match	Game 1	Game 2	Game 3	Game 4	Game 5
A	THAINIYOM Rungroj	THA	3	5	11	11	7	11
X	ALECCI Raimondo	ITA	2	11	7	6	11	8
Duration of Match 1			26min	3min	4min	4min	4min	5min

Match 2			Match	Game 1	Game 2	Game 3	Game 4	Game 5
B	NAMSAGA Yuttana	THA	0	9	9	11		
Y	SCAZZIERI Davide	ITA	3	11	11	13		
Duration of Match 2			19min	5min	6min	6min		

Match 3			Match	Game 1	Game 2	Game 3	Game 4	Game 5
A	THAINIYOM Rungroj	THA	3	11	11	11		
Y	SCAZZIERI Davide	ITA	0	7	6	5		
Duration of Match 3			15min	4min	4min	4min		

Match 4			Match	Game 1	Game 2	Game 3	Game 4	Game 5
B	NAMSAGA Yuttana	THA	2	12	9	10	11	7
X	ALECCI Raimondo	ITA	3	10	11	12	6	11
Duration of Match 4			32min	5min	5min	7min	4min	6min

Match 5			Match	Game 1	Game 2	Game 3	Game 4	Game 5
	THAINIYOM R / NAMSAGA Y	THA	0	9	8	7		
	ALECCI R / SCAZZIERI D	ITA	3	11	11	11		
Duration of Match 5			19min	5min	5min	6min		

Duration of Team Match	2h13min
------------------------	---------

Player Statistics	Thailand (THA)						Italy (ITA)					
	Match					Team Match	Match					Team Match
	1	2	3	4	5		1	2	3	4	5	
Points won	45	29	33	49	24	180	41	35	18	50	33	177
Biggest lead	5	2	6	5	2	6	6	3	1	5	4	6
Points won on own serve	25	18	20	28	10	101	21	21	12	30	14	98
Points lost on own serve	20	14	6	20	19	79	20	11	13	21	14	79
Most consecutive points won	6	3	6	4	4	6	6	3	4	5	3	6
Greatest deficit overcome	1	-	1	2	-	2	3	2	-	5	2	5

Match/Team Match Statistics	Match					Team Match
	1	2	3	4	5	
Longest rally (strokes)	25	15	10	25	12	25
Average rally	5	5	4	6	4	5

NOTES

The "Greatest deficit overcome" only applies when the player/pair ends up winning the game.

LEGEND

TM Men's Team



Detailed Team Match Results

Thailand (THA) **2 - 3** Italy (ITA)

Match 1: THAINIYOM Rungroj (THA) **3-2** ALECCI Raimondo (ITA)

Match Summary		Match	Game 1	Game 2	Game 3	Game 4	Game 5
THAINIYOM Rungroj	THA	3	5	11	11	7	11
ALECCI Raimondo	ITA	2	11	7	6	11	8
	Duration	26min	3min	4min	4min	4min	5min

Team Match No : TM6-8(7) Table : 6 Umpires : ZHANG Yingqiu (CHN) HIGGINS Peter (GBR)

Player Statistics	THAINIYOM Rungroj (THA)						ALECCI Raimondo (ITA)					
	Game					Match	Game					Match
	1	2	3	4	5		1	2	3	4	5	
Points won	5	11	11	7	11	45	9	7	6	11	8	41
Biggest lead	1	4	5	3	4	5	6	1	1	4	-	6
Points won on own serve	2	7	5	4	7	25	3	4	3	5	6	21
Points lost on own serve	6	3	3	6	2	20	3	4	6	3	4	20
Most consecutive points won	2	3	6	5	3	6	6	2	4	5	3	6
Greatest deficit overcome	-	1	1	-	-	1	1	-	-	3	-	3
Handedness/Grip	Left/Shakehand						Right/Shakehand					

Game/Match Statistics	Game					Match
	1	2	3	4	5	
Longest rally (strokes)	11	9	25	12	12	25
Average rally	5	4	7	6	6	5

Game Progress

1	THAINIYOM Rungroj (THA)	0	*0	2	*3	4	*4	4	*5	5		
	ALECCI Raimondo (ITA)	*0	2	*2	3	*4	6	*8	9	11		
2	THAINIYOM Rungroj (THA)	*0	1	*2	3	*4	6	*7	8	*9	11	
	ALECCI Raimondo (ITA)	0	*1	2	*3	4	*4	5	*6	7	7	
3	THAINIYOM Rungroj (THA)	0	*1	2	*4	6	*7	7	*8	10	11	
	ALECCI Raimondo (ITA)	*0	1	*2	2	*2	3	*5	6	*6	6	
4	THAINIYOM Rungroj (THA)	*0	0	*2	4	*5	6	*6	7	*7	7	
	ALECCI Raimondo (ITA)	0	*2	2	*2	3	*4	6	*7	9	11	
5	THAINIYOM Rungroj (THA)	0	*1	3	*4	5	*6	8	*8	9	*10	11
	ALECCI Raimondo (ITA)	*0	1	*1	2	*3	4	*4	6	*7	8	8

NOTES

"*" denotes server. The "Greatest deficit overcome" only applies when the player ends up winning the game.

LEGEND

TM Men's Team



Detailed Team Match Results

Thailand (THA) **2 - 3** Italy (ITA)

Match 2: NAMSAGA Yuttana (THA) **0-3** SCAZZIERI Davide (ITA)

Match Summary		Match	Game 1	Game 2	Game 3	Game 4	Game 5
NAMSAGA Yuttana	THA	0	9	9	11		
SCAZZIERI Davide	ITA	3	11	11	13		
Duration		19min	5min	6min	6min		

Team Match No : TM6-8(7) Table : 6 Umpires : ZHANG Yingqiu (CHN) HIGGINS Peter (GBR)

Player Statistics	NAMSAGA Yuttana (THA)						SCAZZIERI Davide (ITA)					
	Game					Match	Game					Match
	1	2	3	4	5		1	2	3	4	5	
Points won	9	9	11			29	11	11	13			35
Biggest lead	-	1	2			2	3	2	2			3
Points won on own serve	6	6	6			18	7	7	7			21
Points lost on own serve	4	4	6			14	3	3	5			11
Most consecutive points won	2	3	2			3	3	3	3			3
Greatest deficit overcome	-	-	-			-	-	1	2			2
Handedness/Grip	Right/Shakehand						Right/Shakehand					

Game/Match Statistics	Game					Match
	1	2	3	4	5	
Longest rally (strokes)	7	12	15			15
Average rally	5	5	6			5

Game Progress

1	NAMSAGA Yuttana (THA)	*0	1	*1	3	*3	4	*5	6	*7	8	9				
	SCAZZIERI Davide (ITA)	0	*1	3	*3	5	*6	7	*8	9	*10	11				
2	NAMSAGA Yuttana (THA)	0	*0	2	*2	4	*4	5	*7	8	*9	9				
	SCAZZIERI Davide (ITA)	*0	2	*2	4	*4	6	*7	7	*8	9	11				
3	NAMSAGA Yuttana (THA)	*0	1	*2	3	*4	5	*6	8	*8	9	*10	10	*11	11	11
	SCAZZIERI Davide (ITA)	0	*1	2	*3	4	*5	6	*6	8	*9	10	*11	11	*12	13

NOTES

"*" denotes server. The "Greatest deficit overcome" only applies when the player ends up winning the game.

LEGEND

TM Men's Team



Detailed Team Match Results

Thailand (THA) **2 - 3** Italy (ITA)

Match 3: THAINIYOM Rungroj (THA) **3-0** SCAZZIERI Davide (ITA)

Match Summary		Match	Game 1	Game 2	Game 3	Game 4	Game 5
THAINIYOM Rungroj	THA	3	11	11	11		
SCAZZIERI Davide	ITA	0	7	6	5		
Duration		15min	4min	4min	4min		

Team Match No : TM6-8(7) Table : 6 Umpires : ZHANG Yingqiu (CHN) HIGGINS Peter (GBR)

Player Statistics	THAINIYOM Rungroj (THA)						SCAZZIERI Davide (ITA)					
	Game					Match	Game					Match
	1	2	3	4	5		1	2	3	4	5	
Points won	11	11	11			33	7	6	5			18
Biggest lead	4	5	6			6	-	1	1			1
Points won on own serve	8	6	6			20	5	4	3			12
Points lost on own serve	2	2	2			6	3	5	5			13
Most consecutive points won	3	6	6			6	2	4	2			4
Greatest deficit overcome	-	1	1			1	-	-	-			-
Handedness/Grip	Left/Shakehand						Right/Shakehand					

Game/Match Statistics	Game					Match
	1	2	3	4	5	
Longest rally (strokes)	6	10	10			10
Average rally	3	4	4			4

Game Progress

1	THAINIYOM Rungroj (THA)	*0	2	*2	4	*5	6	*7	8	*9	11
	SCAZZIERI Davide (ITA)	0	*0	2	*2	3	*4	5	*6	7	7
2	THAINIYOM Rungroj (THA)	0	*1	3	*5	6	*6	7	*8	10	11
	SCAZZIERI Davide (ITA)	*0	1	*1	1	*2	4	*5	6	*6	6
3	THAINIYOM Rungroj (THA)	*0	1	*2	4	*6	7	*8	10	11	
	SCAZZIERI Davide (ITA)	0	*1	2	*2	2	*3	4	*4	5	

NOTES

"*" denotes server. The "Greatest deficit overcome" only applies when the player ends up winning the game.

LEGEND

TM Men's Team



Detailed Team Match Results

Thailand (THA) 2 - 3 Italy (ITA)

Match 4: NAMSAGA Yuttana (THA) 2-3 ALECCI Raimondo (ITA)

Match Summary		Match	Game 1	Game 2	Game 3	Game 4	Game 5
NAMSAGA Yuttana	THA	2	12	9	10	11	7
ALECCI Raimondo	ITA	3	10	11	12	6	11
	Duration	32min	5min	5min	7min	4min	6min

Team Match No : TM6-8(7) Table : 6 Umpires : ZHANG Yingqiu (CHN) HIGGINS Peter (GBR)

Player Statistics	NAMSAGA Yuttana (THA)						ALECCI Raimondo (ITA)					
	Game					Match	Game					Match
	1	2	3	4	5		1	2	3	4	5	
Points won	12	9	10	11	7	49	10	11	12	6	11	50
Biggest lead	2	2	5	5	-	5	2	3	2	-	5	5
Points won on own serve	9	2	7	6	4	28	8	3	8	4	7	30
Points lost on own serve	2	8	4	2	4	20	3	7	3	5	3	21
Most consecutive points won	3	3	3	3	4	4	3	4	5	3	5	5
Greatest deficit overcome	2	-	-	-	-	2	-	2	5	-	-	5
Handedness/Grip	Right/Shakehand						Right/Shakehand					

Game/Match Statistics	Game					Match
	1	2	3	4	5	
Longest rally (strokes)	13	15	23	10	25	25
Average rally	5	6	7	5	8	6

Game Progress

1	NAMSAGA Yuttana (THA)	*0	1	*1	3	*4	6	*6	7	*7	9	*10	11	12
	ALECCI Raimondo (ITA)	0	*1	3	*3	4	*4	6	*7	9	*9	10	*10	10
2	NAMSAGA Yuttana (THA)	0	*2	2	*3	3	*4	5	*7	8	*9	9	9	9
	ALECCI Raimondo (ITA)	*0	0	*2	3	*5	6	*7	7	*8	9	11	11	11
3	NAMSAGA Yuttana (THA)	*0	1	*2	4	*5	7	*8	9	*9	10	*10	10	10
	ALECCI Raimondo (ITA)	0	*1	2	*2	3	*3	4	*5	7	*8	10	*11	12
4	NAMSAGA Yuttana (THA)	0	*2	3	*4	6	*6	7	*8	10	11	11	11	11
	ALECCI Raimondo (ITA)	*0	0	*1	2	*2	4	*5	6	*6	6	6	6	6
5	NAMSAGA Yuttana (THA)	*0	0	*0	1	3	*4	6	*6	7	7	7	7	7
	ALECCI Raimondo (ITA)	0	*2	4	*5	5	6	*6	8	*9	11	11	11	11

NOTES

"*" denotes server. The "Greatest deficit overcome" only applies when the player ends up winning the game.

LEGEND

TM Men's Team



Detailed Team Match Results

Thailand (THA) **2 - 3** Italy (ITA)

Match 5: THAINIYOM Rungroj (THA) **0-3** ALECCI Raimondo (ITA)
NAMSAGA Yuttana **SCAZZIERI Davide**

Match Summary		Match	Game 1	Game 2	Game 3	Game 4	Game 5
THAINIYOM Rungroj / NAMSAGA Y	THA	0	9	8	7		
ALECCI Raimondo / SCAZZIERI D	ITA	3	11	11	11		
Duration		19min	5min	5min	6min		

Team Match No : TM6-8(7) Table : 6 Umpires : ZHANG Yingqiu (CHN) HIGGINS Peter (GBR)

Player Statistics	THAINIYOM R / NAMSAGA Y (THA)						ALECCI R / SCAZZIERI D (ITA)					
	Game					Match	Game					Match
	1	2	3	4	5		1	2	3	4	5	
Points won	9	8	7			24	11	11	11			33
Biggest lead	-	2	-			2	4	3	4			4
Points won on own serve	2	4	4			10	3	6	5			14
Points lost on own serve	8	5	6			19	7	4	3			14
Most consecutive points won	2	4	2			4	3	3	3			3
Greatest deficit overcome	-	-	-			-	-	2	-			2
Handedness/Grip	Left/Shakehand - Right/Shakehand						Right/Shakehand - Right/Shakehand					

Game/Match Statistics	Game					Match
	1	2	3	4	5	
Longest rally (strokes)	7	6	12			12
Average rally	4	4	6			4

Game Progress

1	THAINIYOM R / NAMSAGA Y (THA)	*0	0	*-1	2	*-3	3	*-5	5	*-7	8	9
	ALECCI R / SCAZZIERI D (ITA)	0	*-2	3	*-4	5	*-7	7	*-9	9	*-10	11
2	THAINIYOM R / NAMSAGA Y (THA)	0	*-0	2	*-4	4	*-5	6	*-6	7	*-8	8
	ALECCI R / SCAZZIERI D (ITA)	*-0	2	*-2	2	*-4	5	*-6	8	*-9	10	11
3	THAINIYOM R / NAMSAGA Y (THA)	*-0	0	*-1	2	*-4	5	*-5	6	*-6	7	
	ALECCI R / SCAZZIERI D (ITA)	0	*-2	3	*-4	4	*-5	7	*-8	10	11	

NOTES

"*- " denotes first player of pair is server, "-*" denotes second player of pair is server. The "Greatest deficit overcome" only applies when the pair ends up winning the game.

LEGEND

TM Men's Team



Detailed Team Match Results

Spain (ESP) 3 - 1 People's Republic of China (CHN)

Team Match No : TM6-8(9) Table : 8 Umpires : le PAGE Tim (GBR) BORODAVCHENKO Igor (RUS)

Match 1			Match	Game 1	Game 2	Game 3	Game 4	Game 5
A	VALERA Alvaro	ESP	3	11	10	13	11	
X	SUN Churen	CHN	1	4	12	11	8	
Duration of Match 1			27min	3min	5min	7min	4min	

Match 2			Match	Game 1	Game 2	Game 3	Game 4	Game 5
B	MORALES Jordi	ESP	1	7	11	8	8	
Y	YE Chaoqun	CHN	3	11	8	11	11	
Duration of Match 2			26min	5min	6min	5min	5min	

Match 3			Match	Game 1	Game 2	Game 3	Game 4	Game 5
A	VALERA Alvaro	ESP	3	11	11	11		
Y	YE Chaoqun	CHN	0	7	8	6		
Duration of Match 3			18min	3min	5min	4min		

Match 4			Match	Game 1	Game 2	Game 3	Game 4	Game 5
B	MORALES Jordi	ESP	3	14	11	11	8	13
X	SUN Churen	CHN	2	16	6	6	11	11
Duration of Match 4			43min	11min	6min	6min	6min	9min

Duration of Team Match	2h9min
------------------------	--------

Player Statistics	Spain (ESP)					Team Match	People's Republic of China (CHN)					Team Match
	Match						Match					
	1	2	3	4	5		1	2	3	4	5	
Points won	45	34	33	57		169	35	41	21	50		147
Biggest lead	7	4	5	8		8	3	5	2	4		5
Points won on own serve	25	21	14	33		93	20	25	9	29		83
Points lost on own serve	15	16	12	21		64	20	13	19	24		76
Most consecutive points won	6	4	6	6		6	3	5	3	5		5
Greatest deficit overcome	3	1	2	3		3	2	4	-	2		4

Match/Team Match Statistics	Match					Team Match
	1	2	3	4	5	
Longest rally (strokes)	38	12	15	11		38
Average rally	4	4	5	4		5

NOTES
The "Greatest deficit overcome" only applies when the player/pair ends up winning the game.

LEGEND
TM Men's Team



Detailed Team Match Results

Spain (ESP) 3 - 1 People's Republic of China (CHN)

Match 1: VALERA Alvaro (ESP) 3-1 SUN Churen (CHN)

Match Summary		Match	Game 1	Game 2	Game 3	Game 4	Game 5
VALERA Alvaro	ESP	3	11	10	13	11	
SUN Churen	CHN	1	4	12	11	8	
	Duration	27min	3min	5min	7min	4min	

Team Match No : TM6-8(9) Table : 8 Umpires : le PAGE Tim (GBR) BORODAVCHENKO Igor (RUS)

Player Statistics	VALERA Alvaro (ESP)						SUN Churen (CHN)					
	Game					Match	Game					Match
	1	2	3	4	5		1	2	3	4	5	
Points won	11	10	13	11		45	4	12	11	8		35
Biggest lead	7	2	2	3		7	2	2	2	3		3
Points won on own serve	4	7	8	6		25	1	8	7	4		20
Points lost on own serve	3	4	4	4		15	7	3	5	5		20
Most consecutive points won	6	3	3	4		6	2	3	3	3		3
Greatest deficit overcome	2	-	2	3		3	-	2	-	-		2
Handedness/Grip	Right/Shakehand						Left/Shakehand					

Game/Match Statistics	Game					Match
	1	2	3	4	5	
Longest rally (strokes)	9	11	38	7		38
Average rally	3	4	5	4		4

Game Progress

1	VALERA Alvaro (ESP)	0	*1	1	*3	5	*7	8	*10	11						
	SUN Churen (CHN)	*0	1	*3	3	*3	3	*4	4	4						
2	VALERA Alvaro (ESP)	*0	2	*2	3	*4	6	*6	8	*9	9	*10	10	10	10	
	SUN Churen (CHN)	0	*0	2	*3	4	*4	6	*6	7	*9	10	*11	11	12	
3	VALERA Alvaro (ESP)	0	*1	3	*3	4	*4	6	*7	8	*9	10	*11	11	*12	13
	SUN Churen (CHN)	*0	1	*1	3	*4	6	*6	7	*8	9	*10	10	*11	11	11
4	VALERA Alvaro (ESP)	*0	0	*1	2	*3	4	*5	7	*8	10	11				
	SUN Churen (CHN)	0	*2	3	*4	5	*6	7	*7	8	*8	8				

NOTES

"*" denotes server. The "Greatest deficit overcome" only applies when the player ends up winning the game.

LEGEND

TM Men's Team



Detailed Team Match Results

Spain (ESP) 3 - 1 People's Republic of China (CHN)

Match 2: MORALES Jordi (ESP) 1-3 YE Chaoqun (CHN)

Match Summary		Match	Game 1	Game 2	Game 3	Game 4	Game 5
MORALES Jordi	ESP	1	7	11	8	8	
YE Chaoqun	CHN	3	11	8	11	11	
Duration		26min	5min	6min	5min	5min	

Team Match No : TM6-8(9) Table : 8 Umpires : le PAGE Tim (GBR) BORODAVCHENKO Igor (RUS)

Player Statistics	MORALES Jordi (ESP)						YE Chaoqun (CHN)					
	Game					Match	Game					Match
	1	2	3	4	5		1	2	3	4	5	
Points won	7	11	8	8		34	11	8	11	11		41
Biggest lead	-	3	4	2		4	5	1	3	4		5
Points won on own serve	3	7	5	6		21	6	5	7	7		25
Points lost on own serve	5	3	4	4		16	4	4	3	2		13
Most consecutive points won	2	3	4	2		4	5	4	5	5		5
Greatest deficit overcome	-	1	-	-		1	-	-	4	2		4
Handedness/Grip	Right/Shakehand						Right/Shakehand					

Game/Match Statistics	Game					Match
	1	2	3	4	5	
Longest rally (strokes)	8	12	11	10		12
Average rally	4	4	5	4		4

Game Progress

1	MORALES Jordi (ESP)	0	*0	1	*3	4	*4	4	*5	6	7	
	YE Chaoqun (CHN)	*0	2	*3	3	*4	6	*8	9	*10	11	
2	MORALES Jordi (ESP)	*0	2	*3	4	*4	5	*6	8	*9	10	11
	YE Chaoqun (CHN)	0	*0	1	*2	4	*5	6	*6	7	*8	8
3	MORALES Jordi (ESP)	0	*2	4	*4	6	*6	6	*7	8	*8	8
	YE Chaoqun (CHN)	*0	0	*0	2	*2	4	*6	7	*8	10	11
4	MORALES Jordi (ESP)	*0	2	*2	4	*4	5	*5	5	*7	8	8
	YE Chaoqun (CHN)	0	*0	2	*2	4	*5	7	*9	9	*10	11

NOTES

"*" denotes server. The "Greatest deficit overcome" only applies when the player ends up winning the game.

LEGEND

TM Men's Team



Detailed Team Match Results

Spain (ESP) 3 - 1 People's Republic of China (CHN)

Match 3: VALERA Alvaro (ESP) 3-0 YE Chaoqun (CHN)

Match Summary		Match	Game 1	Game 2	Game 3	Game 4	Game 5
VALERA Alvaro	ESP	3	11	11	11		
YE Chaoqun	CHN	0	7	8	6		
	Duration	18min	3min	5min	4min		

Team Match No : TM6-8(9) Table : 8 Umpires : le PAGE Tim (GBR) BORODAVCHENKO Igor (RUS)

Player Statistics	VALERA Alvaro (ESP)						YE Chaoqun (CHN)					
	Game					Match	Game					Match
	1	2	3	4	5		1	2	3	4	5	
Points won	11	11	11			33	7	8	6			21
Biggest lead	5	4	5			5	1	2	-			2
Points won on own serve	4	6	4			14	3	4	2			9
Points lost on own serve	4	4	4			12	7	5	7			19
Most consecutive points won	6	4	4			6	3	3	2			3
Greatest deficit overcome	1	2	-			2	-	-	-			-
Handedness/Grip	Right/Shakehand						Right/Shakehand					

Game/Match Statistics	Game					Match
	1	2	3	4	5	
Longest rally (strokes)	11	12	15			15
Average rally	5	5	5			5

Game Progress

1	VALERA Alvaro (ESP)	0	*2	2	*3	4	*6	8	*9	10	11	
	YE Chaoqun (CHN)	*0	0	*2	3	*4	4	*4	5	*6	7	
2	VALERA Alvaro (ESP)	*0	0	*1	3	*4	6	*8	9	*9	10	11
	YE Chaoqun (CHN)	0	*2	3	*3	4	*4	4	*5	7	*8	8
3	VALERA Alvaro (ESP)	0	*2	3	*3	4	*6	7	*9	10	11	
	YE Chaoqun (CHN)	*0	0	*1	3	*4	4	*5	5	*6	6	

NOTES

"*" denotes server. The "Greatest deficit overcome" only applies when the player ends up winning the game.

LEGEND

TM Men's Team



Detailed Team Match Results

Spain (ESP) 3 - 1 People's Republic of China (CHN)

Match 4: **MORALES Jordi (ESP)** 3-2 **SUN Churen (CHN)**

Match Summary		Match	Game 1	Game 2	Game 3	Game 4	Game 5
MORALES Jordi	ESP	3	14	11	11	8	13
SUN Churen	CHN	2	16	6	6	11	11
	Duration	43min	11min	6min	6min	6min	9min

Team Match No : TM6-8(9) Table : 8 Umpires : le PAGE Tim (GBR) BORODAVCHENKO Igor (RUS)

Player Statistics	MORALES Jordi (ESP)						SUN Churen (CHN)					
	Game					Match	Game					Match
	1	2	3	4	5		1	2	3	4	5	
Points won	14	11	11	8	13	57	16	6	6	11	11	50
Biggest lead	2	5	5	1	8	8	3	1	3	4	1	4
Points won on own serve	9	6	6	6	6	33	10	3	4	7	5	29
Points lost on own serve	6	3	2	4	6	21	5	5	5	2	7	24
Most consecutive points won	4	3	4	3	6	6	3	1	3	5	5	5
Greatest deficit overcome	-	1	3	-	1	3	2	-	-	1	-	2
Handedness/Grip	Right/Shakehand						Left/Shakehand					

Game/Match Statistics	Game					Match
	1	2	3	4	5	
Longest rally (strokes)	11	7	9	11	10	11
Average rally	4	4	4	4	5	4

Game Progress

1	MORALES Jordi (ESP)	0	*0	1	*3	4	*5	6	*6	8	*10	10	*10	11	*11	12	*12	13	*13
	SUN Churen (CHN)	*0	2	*3	3	*4	5	*6	8	*8	8	*10	11	*11	12	*12	13	*13	14
		14	*14	14															
		*14	15	16															
2	MORALES Jordi (ESP)	*0	1	*3	4	*5	6	*7	9	*10	11								
	SUN Churen (CHN)	0	*1	1	*2	3	*4	5	*5	6	6								
3	MORALES Jordi (ESP)	0	*1	1	*2	4	*5	7	*8	10	11								
	SUN Churen (CHN)	*0	1	*3	4	*4	5	*5	6	*6	6								
4	MORALES Jordi (ESP)	*0	1	*1	1	*3	4	*4	6	*6	8	8							
	SUN Churen (CHN)	0	*1	3	*5	5	*6	8	*8	10	*10	11							
5	MORALES Jordi (ESP)	0	*2	3	*5	7	*9	9	*9	10	*10	10	*10	11	*12	13			
	SUN Churen (CHN)	*0	0	*1	1	*1	1	*3	5	*6	8	*10	11	*11	11	11			

NOTES
 "*" denotes server. The "Greatest deficit overcome" only applies when the player ends up winning the game.

LEGEND
 TM Men's Team



Detailed Team Match Results

Sweden (SWE) 1 - 3 Germany (GER)

Team Match No : TM6-8(10) Table : 4 Umpires : TONGE Karen (GBR) BROWN David (GBR)

Match 1			Match	Game 1	Game 2	Game 3	Game 4	Game 5
A	ANDERSSON Emil	SWE	3	11	11	11		
X	SCHWINN Thorsten	GER	0	3	8	9		
Duration of Match 1			15min	3min	4min	5min		

Match 2			Match	Game 1	Game 2	Game 3	Game 4	Game 5
B	RIGNELL Fabian	SWE	0	5	7	11		
Y	WOLLMERT Jochen	GER	3	11	11	13		
Duration of Match 2			20min	5min	6min	9min		

Match 3			Match	Game 1	Game 2	Game 3	Game 4	Game 5
A	ANDERSSON Emil	SWE	2	11	9	9	11	9
Y	WOLLMERT Jochen	GER	3	6	11	11	3	11
Duration of Match 3			30min	4min	5min	5min	3min	5min

Match 4			Match	Game 1	Game 2	Game 3	Game 4	Game 5
B	RIGNELL Fabian	SWE	1	13	7	9	7	
X	SCHWINN Thorsten	GER	3	11	11	11	11	
Duration of Match 4			28min	7min	6min	8min	6min	

Duration of Team Match	1h52min
------------------------	---------

Player Statistics	Sweden (SWE)					Team Match	Germany (GER)					Team Match
	Match						Match					
	1	2	3	4	5		1	2	3	4	5	
Points won	33	23	49	36		141	20	35	42	44		141
Biggest lead	8	2	8	3		8	2	6	3	4		6
Points won on own serve	19	15	28	20		82	12	22	25	22		81
Points lost on own serve	8	13	17	22		60	14	8	21	16		59
Most consecutive points won	5	3	6	3		6	3	5	4	5		5
Greatest deficit overcome	2	-	1	1		2	-	2	2	3		3

Match/Team Match Statistics	Match					Team Match
	1	2	3	4	5	
Longest rally (strokes)	19	13	14	23		23
Average rally	5	5	4	6		5

NOTES
The "Greatest deficit overcome" only applies when the player/pair ends up winning the game.

LEGEND
TM Men's Team



Detailed Team Match Results

Sweden (SWE) 1 - 3 Germany (GER)

Match 1: ANDERSSON Emil (SWE) 3-0 SCHWINN Thorsten (GER)

Match Summary		Match	Game 1	Game 2	Game 3	Game 4	Game 5
ANDERSSON Emil	SWE	3	11	11	11		
SCHWINN Thorsten	GER	0	3	8	9		
Duration		15min	3min	4min	5min		

Team Match No : TM6-8(10) Table : 4 Umpires : TONGE Karen (GBR) BROWN David (GBR)

Player Statistics	ANDERSSON Emil (SWE)						SCHWINN Thorsten (GER)					
	Game					Match	Game					Match
	1	2	3	4	5		1	2	3	4	5	
Points won	11	11	11			33	3	8	9			20
Biggest lead	8	3	2			8	-	2	2			2
Points won on own serve	7	6	6			19	2	5	5			12
Points lost on own serve	1	3	4			8	4	5	5			14
Most consecutive points won	5	3	3			5	2	3	2			3
Greatest deficit overcome	-	2	2			2	-	-	-			-
Handedness/Grip	Right/Shakehand						Right/Shakehand					

Game/Match Statistics	Game					Match
	1	2	3	4	5	
Longest rally (strokes)	10	12	19			19
Average rally	4	5	6			5

Game Progress

1	ANDERSSON Emil (SWE)	*0	2	*4	5	*7	9	*9	11			
	SCHWINN Thorsten (GER)	0	*0	0	*1	1	*1	3	3			
2	ANDERSSON Emil (SWE)	0	*1	2	*2	4	*4	5	*7	8	*10	11
	SCHWINN Thorsten (GER)	*0	1	*2	4	*4	6	*7	7	*8	8	8
3	ANDERSSON Emil (SWE)	*0	1	*1	2	*4	5	*5	7	*8	9	11
	SCHWINN Thorsten (GER)	0	*1	3	*4	4	*5	7	*7	8	*9	9

NOTES

"*" denotes server. The "Greatest deficit overcome" only applies when the player ends up winning the game.

LEGEND

TM Men's Team



Detailed Team Match Results

Sweden (SWE) 1 - 3 Germany (GER)

Match 2: RIGNELL Fabian (SWE) 0-3 WOLLMERT Jochen (GER)

Match Summary		Match	Game 1	Game 2	Game 3	Game 4	Game 5
RIGNELL Fabian	SWE	0	5	7	11		
WOLLMERT Jochen	GER	3	11	11	13		
Duration		20min	5min	6min	9min		

Team Match No : TM6-8(10) Table : 4 Umpires : TONGE Karen (GBR) BROWN David (GBR)

Player Statistics	RIGNELL Fabian (SWE)						WOLLMERT Jochen (GER)					
	Game					Match	Game					Match
	1	2	3	4	5		1	2	3	4	5	
Points won	5	7	11			23	11	11	13			35
Biggest lead	-	-	2			2	6	6	2			6
Points won on own serve	4	5	6			15	7	8	7			22
Points lost on own serve	4	3	6			13	1	2	5			8
Most consecutive points won	2	3	2			3	4	5	3			5
Greatest deficit overcome	-	-	-			-	-	-	2			2
Handedness/Grip	Left/Shakehand						Right/Shakehand					

Game/Match Statistics	Game					Match
	1	2	3	4	5	
Longest rally (strokes)	8	13	9			13
Average rally	4	5	4			5

Game Progress

1	RIGNELL Fabian (SWE)	*0	1	*1	2	*2	3	*4	5	5						
	WOLLMERT Jochen (GER)	0	*1	3	*4	6	*7	8	*9	11						
2	RIGNELL Fabian (SWE)	0	*0	2	*2	3	*4	4	*4	6	7					
	WOLLMERT Jochen (GER)	*0	2	*2	4	*5	6	*8	10	*10	11					
3	RIGNELL Fabian (SWE)	*0	2	*3	3	*4	6	*6	7	*8	9	*10	10	*11	11	11
	WOLLMERT Jochen (GER)	0	*0	1	*3	4	*4	6	*7	8	*9	10	*11	11	*12	13

NOTES

"*" denotes server. The "Greatest deficit overcome" only applies when the player ends up winning the game.

LEGEND

TM Men's Team



Detailed Team Match Results

Sweden (SWE) 1 - 3 Germany (GER)

Match 3: ANDERSSON Emil (SWE) 2-3 WOLLMERT Jochen (GER)

Match Summary		Match	Game 1	Game 2	Game 3	Game 4	Game 5
ANDERSSON Emil	SWE	2	11	9	9	11	9
WOLLMERT Jochen	GER	3	6	11	11	3	11
Duration		30min	4min	5min	5min	3min	5min

Team Match No : TM6-8(10) Table : 4 Umpires : TONGE Karen (GBR) BROWN David (GBR)

Player Statistics	ANDERSSON Emil (SWE)						WOLLMERT Jochen (GER)					
	Game					Match	Game					Match
	1	2	3	4	5		1	2	3	4	5	
Points won	11	9	9	11	9	49	6	11	11	3	11	42
Biggest lead	5	1	2	8	1	8	-	3	2	1	2	3
Points won on own serve	7	6	6	5	4	28	4	7	7	2	5	25
Points lost on own serve	2	4	4	1	6	17	4	3	3	6	5	21
Most consecutive points won	2	2	2	6	2	6	2	3	4	1	3	4
Greatest deficit overcome	-	-	-	1	-	1	-	1	2	-	1	2
Handedness/Grip	Right/Shakehand						Right/Shakehand					

Game/Match Statistics	Game					Match
	1	2	3	4	5	
Longest rally (strokes)	6	14	9	8	11	14
Average rally	4	4	4	4	4	4

Game Progress

1	ANDERSSON Emil (SWE)	*0	2	*2	4	*5	6	*8	9	*10	11	
	WOLLMERT Jochen (GER)	0	*0	2	*2	3	*4	4	*5	6	6	
2	ANDERSSON Emil (SWE)	0	*0	1	*2	4	*4	6	*7	8	*9	9
	WOLLMERT Jochen (GER)	*0	2	*3	4	*4	6	*6	7	*8	9	11
3	ANDERSSON Emil (SWE)	*0	2	*2	2	*3	5	*6	7	*7	8	9
	WOLLMERT Jochen (GER)	0	*0	2	*4	5	*5	6	*7	9	*10	11
4	ANDERSSON Emil (SWE)	0	*1	3	*4	5	*7	9	11			
	WOLLMERT Jochen (GER)	*0	1	*1	2	*3	3	*3	3			
5	ANDERSSON Emil (SWE)	*0	1	*2	3	*4	4	*6	7	*7	8	9
	WOLLMERT Jochen (GER)	0	*1	2	*3	4	*6	6	*7	9	*10	11

NOTES
 "*" denotes server. The "Greatest deficit overcome" only applies when the player ends up winning the game.

LEGEND
 TM Men's Team



Detailed Team Match Results

Sweden (SWE) 1 - 3 Germany (GER)

Match 4: RIGNELL Fabian (SWE) 1-3 SCHWINN Thorsten (GER)

Match Summary		Match	Game 1	Game 2	Game 3	Game 4	Game 5
RIGNELL Fabian	SWE	1	13	7	9	7	
SCHWINN Thorsten	GER	3	11	11	11	11	
Duration		28min	7min	6min	8min	6min	

Team Match No : TM6-8(10) Table : 4 Umpires : TONGE Karen (GBR) BROWN David (GBR)

Player Statistics	RIGNELL Fabian (SWE)						SCHWINN Thorsten (GER)					
	Game					Match	Game					Match
	1	2	3	4	5		1	2	3	4	5	
Points won	13	7	9	7		36	11	11	11	11		44
Biggest lead	2	3	-	1		3	1	4	4	4		4
Points won on own serve	8	4	4	4		20	7	5	5	5		22
Points lost on own serve	4	6	6	6		22	5	3	5	3		16
Most consecutive points won	2	3	3	2		3	3	5	4	3		5
Greatest deficit overcome	1	-	-	-		1	-	3	-	1		3
Handedness/Grip	Left/Shakehand						Right/Shakehand					

Game/Match Statistics	Game					Match
	1	2	3	4	5	
Longest rally (strokes)	16	11	23	10		23
Average rally	5	6	7	6		6

Game Progress

1	RIGNELL Fabian (SWE)	0	*2	3	*3	5	*5	7	*7	8	*9	10	*11	11	*12	13
	SCHWINN Thorsten (GER)	*0	0	*1	3	*3	5	*5	7	*8	9	*10	10	*11	11	*11
2	RIGNELL Fabian (SWE)	*0	2	*3	3	*3	4	*5	6	*7	7					
	SCHWINN Thorsten (GER)	0	*0	1	*3	5	*6	7	*8	9	11					
3	RIGNELL Fabian (SWE)	0	*1	2	*2	2	*4	5	*5	6	*8	9				
	SCHWINN Thorsten (GER)	*0	1	*2	4	*6	6	*7	9	*10	10	11				
4	RIGNELL Fabian (SWE)	*0	1	*2	3	*3	4	*5	6	*7	7					
	SCHWINN Thorsten (GER)	0	*1	2	*3	5	*6	7	*8	9	11					

NOTES

"*" denotes server. The "Greatest deficit overcome" only applies when the player ends up winning the game.

LEGEND

TM Men's Team



Detailed Team Match Results

Belgium (BEL) 2 - 3 Poland (POL)

Team Match No : TM6-8(11) Table : 6 Umpires : REYNOLDS Mick (GBR) MONTFORT Neil (AUS)

Match 1			Match	Game 1	Game 2	Game 3	Game 4	Game 5
A	LOICQ Mathieu	BEL	3	11	11	5	5	11
X	GRUDZIEN Piotr	POL	2	7	4	11	11	8
Duration of Match 1			30min	4min	3min	4min	4min	6min

Match 2			Match	Game 1	Game 2	Game 3	Game 4	Game 5
B	LEDOUX Marc	BEL	0	4	12	10		
Y	SKRZYNECKI Marcin	POL	3	11	14	12		
Duration of Match 2			18min	4min	6min	6min		

Match 3			Match	Game 1	Game 2	Game 3	Game 4	Game 5
A	LOICQ Mathieu	BEL	3	7	8	12	11	11
Y	SKRZYNECKI Marcin	POL	2	11	11	10	5	9
Duration of Match 3			32min	4min	5min	6min	4min	5min

Match 4			Match	Game 1	Game 2	Game 3	Game 4	Game 5
B	LEDOUX Marc	BEL	0	6	8	8		
X	GRUDZIEN Piotr	POL	3	11	11	11		
Duration of Match 4			19min	5min	5min	6min		

Match 5			Match	Game 1	Game 2	Game 3	Game 4	Game 5
	LOICQ M / LEDOUX M	BEL	1	11	9	12	9	
	GRUDZIEN P / SKRZYNECKI M	POL	3	8	11	14	11	
Duration of Match 5			34min	5min	6min	8min	6min	

Duration of Team Match	2h35min
------------------------	---------

Player Statistics	Belgium (BEL)						Poland (POL)					
	Match					Team Match	Match					Team Match
	1	2	3	4	5		1	2	3	4	5	
Points won	43	26	49	22	41	181	41	37	46	33	44	201
Biggest lead	7	4	6	2	4	7	7	7	5	5	2	7
Points won on own serve	19	10	28	14	18	89	20	16	27	20	19	102
Points lost on own serve	21	21	19	13	25	99	24	16	21	8	23	92
Most consecutive points won	6	4	7	4	5	7	8	5	5	4	6	8
Greatest deficit overcome	2	-	5	-	2	5	1	4	2	2	4	4

Match/Team Match Statistics	Match					Team Match
	1	2	3	4	5	
Longest rally (strokes)	17	11	10	13	12	17
Average rally	5	4	5	6	5	5

NOTES
The "Greatest deficit overcome" only applies when the player/pair ends up winning the game.

LEGEND
TM Men's Team



Detailed Team Match Results

Belgium (BEL) **2 - 3** Poland (POL)

Match 1: **LOICQ Mathieu (BEL)** **3-2** **GRUDZIEN Piotr (POL)**

Match Summary		Match	Game 1	Game 2	Game 3	Game 4	Game 5
LOICQ Mathieu	BEL	3	11	11	5	5	11
GRUDZIEN Piotr	POL	2	7	4	11	11	8
	Duration	30min	4min	3min	4min	4min	6min

Team Match No : TM6-8(11) Table : 6 Umpires : REYNOLDS Mick (GBR) MONTFORT Neil (AUS)

Player Statistics	LOICQ Mathieu (BEL)						GRUDZIEN Piotr (POL)					
	Game					Match	Game					Match
	1	2	3	4	5		1	2	3	4	5	
Points won	11	11	5	5	11	43	7	4	11	11	8	41
Biggest lead	4	7	1	1	3	7	1	1	6	7	2	7
Points won on own serve	4	6	1	3	5	19	4	2	4	6	4	20
Points lost on own serve	3	2	7	5	4	21	7	5	4	2	6	24
Most consecutive points won	5	6	2	3	4	6	3	1	4	8	3	8
Greatest deficit overcome	1	1	-	-	2	2	-	-	1	1	-	1
Handedness/Grip	Right/Shakehand						Right/Shakehand					

Game/Match Statistics	Game					Match
	1	2	3	4	5	
Longest rally (strokes)	17	7	10	9	15	17
Average rally	5	4	4	4	6	5

Game Progress

1	LOICQ Mathieu (BEL)	0	*2	3	*3	4	6	6	*7	9	11	
	GRUDZIEN Piotr (POL)	*0	0	*1	3	*4	*4	*6	7	*7	7	
2	LOICQ Mathieu (BEL)	*0	1	*2	4	*5	6	*8	10	11		
	GRUDZIEN Piotr (POL)	0	*1	2	*2	3	*4	4	*4	4		
3	LOICQ Mathieu (BEL)	0	*1	2	*3	3	*4	4	*5	5		
	GRUDZIEN Piotr (POL)	*0	1	*2	3	*5	6	*8	9	11		
4	LOICQ Mathieu (BEL)	*0	1	*2	2	*2	2	*3	5	5		
	GRUDZIEN Piotr (POL)	0	*1	2	*4	6	*8	9	*9	11		
5	LOICQ Mathieu (BEL)	0	*2	2	*3	4	*4	6	*7	8	*10	11
	GRUDZIEN Piotr (POL)	*0	0	*2	3	*4	6	*6	7	*8	8	8

NOTES

"*" denotes server. The "Greatest deficit overcome" only applies when the player ends up winning the game.

LEGEND

TM Men's Team



Detailed Team Match Results

Belgium (BEL) **2 - 3** Poland (POL)

Match 2: LEDOUX Marc (BEL) **0-3** SKRZYNECKI Marcin (POL)

Match Summary		Match	Game 1	Game 2	Game 3	Game 4	Game 5
LEDOUX Marc	BEL	0	4	12	10		
SKRZYNECKI Marcin	POL	3	11	14	12		
Duration		18min	4min	6min	6min		

Team Match No : TM6-8(11) Table : 6 Umpires : REYNOLDS Mick (GBR) MONTFORT Neil (AUS)

Player Statistics	LEDOUX Marc (BEL)						SKRZYNECKI Marcin (POL)					
	Game					Match	Game					Match
	1	2	3	4	5		1	2	3	4	5	
Points won	4	12	10			26	11	14	12			37
Biggest lead	1	4	3			4	7	2	3			7
Points won on own serve	0	4	6			10	4	5	7			16
Points lost on own serve	7	9	5			21	4	8	4			16
Most consecutive points won	2	4	3			4	5	3	5			5
Greatest deficit overcome	-	-	-			-	1	4	3			4
Handedness/Grip	Left/Shakehand						Right/Shakehand					

Game/Match Statistics	Game					Match
	1	2	3	4	5	
Longest rally (strokes)	9	11	9			11
Average rally	5	4	5			4

Game Progress

1	LEDOUX Marc (BEL)	0	*1	1	*2	2	*4	4	*4	4								
	SKRZYNECKI Marcin (POL)	*0	1	*3	4	*6	6	*8	10	11								
2	LEDOUX Marc (BEL)	*0	1	*3	5	*5	6	*7	7	*9	9	*10	10	*11	11	*12	12	12
	SKRZYNECKI Marcin (POL)	0	*1	1	*1	3	*4	5	*7	7	*9	10	*11	11	*12	12	*13	14
3	LEDOUX Marc (BEL)	0	*2	3	*3	3	*4	6	*6	7	*8	10	*10	10				
	SKRZYNECKI Marcin (POL)	*0	0	*1	3	*5	6	*6	8	*9	10	*10	11	12				

NOTES

"*" denotes server. The "Greatest deficit overcome" only applies when the player ends up winning the game.

LEGEND

TM Men's Team



Detailed Team Match Results

Belgium (BEL) **2 - 3** Poland (POL)

Match 3: LOICQ Mathieu (BEL) **3-2** SKRZYNECKI Marcin (POL)

Match Summary		Match	Game 1	Game 2	Game 3	Game 4	Game 5
LOICQ Mathieu	BEL	3	7	8	12	11	11
SKRZYNECKI Marcin	POL	2	11	11	10	5	9
Duration		32min	4min	5min	6min	4min	5min

Team Match No : TM6-8(11) Table : 6 Umpires : REYNOLDS Mick (GBR) MONTFORT Neil (AUS)

Player Statistics	LOICQ Mathieu (BEL)						SKRZYNECKI Marcin (POL)					
	Game					Match	Game					Match
	1	2	3	4	5		1	2	3	4	5	
Points won	7	8	12	11	11	49	11	11	10	5	9	46
Biggest lead	2	1	2	6	2	6	4	4	4	-	5	5
Points won on own serve	4	5	7	7	5	28	7	6	6	4	4	27
Points lost on own serve	4	5	4	1	5	19	3	3	5	4	6	21
Most consecutive points won	3	2	6	5	7	7	5	3	4	3	3	5
Greatest deficit overcome	-	-	4	-	5	5	2	1	-	-	-	2
Handedness/Grip	Right/Shakehand						Right/Shakehand					

Game/Match Statistics	Game					Match
	1	2	3	4	5	
Longest rally (strokes)	10	10	10	10	7	10
Average rally	5	5	5	5	4	5

Game Progress

1	LOICQ Mathieu (BEL)	0	*1	2	*3	5	*5	5	*6	7	7			
	SKRZYNECKI Marcin (POL)	*0	1	*2	3	*3	5	*7	8	*9	11			
2	LOICQ Mathieu (BEL)	*0	1	*2	3	*4	4	*5	6	*6	8	8		
	SKRZYNECKI Marcin (POL)	0	*1	2	*3	4	*6	7	*8	10	*10	11		
3	LOICQ Mathieu (BEL)	0	*0	1	*3	4	*4	5	*5	6	*8	10	*11	12
	SKRZYNECKI Marcin (POL)	*0	2	*3	3	*4	6	*7	9	*10	10	*10	10	10
4	LOICQ Mathieu (BEL)	*0	2	*4	5	*5	7	*7	9	11				
	SKRZYNECKI Marcin (POL)	0	*0	0	*1	3	*3	5	*5	5				
5	LOICQ Mathieu (BEL)	0	*1	1	*2	3	*4	4	*5	7	*9	11		
	SKRZYNECKI Marcin (POL)	*0	1	*3	4	*5	6	*8	9	*9	9	9	9	

NOTES

"*" denotes server. The "Greatest deficit overcome" only applies when the player ends up winning the game.

LEGEND

TM Men's Team



Detailed Team Match Results

Belgium (BEL) **2 - 3** Poland (POL)

Match 4: LEDOUX Marc (BEL) **0-3** GRUDZIEN Piotr (POL)

Match Summary		Match	Game 1	Game 2	Game 3	Game 4	Game 5
LEDOUX Marc	BEL	0	6	8	8		
GRUDZIEN Piotr	POL	3	11	11	11		
Duration		19min	5min	5min	6min		

Team Match No : TM6-8(11) Table : 6 Umpires : REYNOLDS Mick (GBR) MONTFORT Neil (AUS)

Player Statistics	LEDOUX Marc (BEL)						GRUDZIEN Piotr (POL)					
	Game					Match	Game					Match
	1	2	3	4	5		1	2	3	4	5	
Points won	6	8	8			22	11	11	11			33
Biggest lead	2	2	1			2	5	3	3			5
Points won on own serve	3	6	5			14	6	7	7			20
Points lost on own serve	5	4	4			13	3	2	3			8
Most consecutive points won	2	4	3			4	4	3	3			4
Greatest deficit overcome	-	-	-			-	2	2	1			2
Handedness/Grip	Left/Shakehand						Right/Shakehand					

Game/Match Statistics	Game					Match
	1	2	3	4	5	
Longest rally (strokes)	13	11	12			13
Average rally	6	6	6			6

Game Progress

1	LEDOUX Marc (BEL)	0	*2	3	*3	4	*5	5	*5	6	6
	GRUDZIEN Piotr (POL)	*0	0	*1	3	*4	5	*7	9	*10	11
2	LEDOUX Marc (BEL)	*0	0	*1	3	*4	6	*6	7	*7	8
	GRUDZIEN Piotr (POL)	0	*2	3	*3	4	*4	6	*7	9	*10
3	LEDOUX Marc (BEL)	0	*0	2	*3	4	*4	5	*7	8	*8
	GRUDZIEN Piotr (POL)	*0	2	*2	3	*4	6	*7	7	*8	10

NOTES
 "*" denotes server. The "Greatest deficit overcome" only applies when the player ends up winning the game.

LEGEND
 TM Men's Team



Detailed Team Match Results

Belgium (BEL) 2 - 3 Poland (POL)

Match 5: LOICQ Mathieu (BEL) 1-3 GRUDZIEN Piotr (POL)
LEDOUX Marc SKRZYNECKI Marcin

Match Summary		Match	Game 1	Game 2	Game 3	Game 4	Game 5
LOICQ Mathieu / LEDOUX M	BEL	1	11	9	12	9	
GRUDZIEN Piotr / SKRZYNECKI M	POL	3	8	11	14	11	
	Duration	34min	5min	6min	8min	6min	

Team Match No : TM6-8(11) Table : 6 Umpires : REYNOLDS Mick (GBR) MONTFORT Neil (AUS)

Player Statistics	LOICQ M / LEDOUX M (BEL)						GRUDZIEN P / SKRZYNECKI M (POL)					
	Game					Match	Game					Match
	1	2	3	4	5		1	2	3	4	5	
Points won	11	9	12	9		41	8	11	14	11		44
Biggest lead	3	4	3	3		4	2	2	2	2		2
Points won on own serve	4	4	6	4		18	2	5	7	5		19
Points lost on own serve	6	6	7	6		25	7	5	6	5		23
Most consecutive points won	5	5	5	2		5	3	6	4	3		6
Greatest deficit overcome	2	-	-	-		2	-	4	3	3		4
Handedness/Grip	Right/Shakehand - Left/Shakehand						Right/Shakehand - Right/Shakehand					

Game/Match Statistics	Game					Match
	1	2	3	4	5	
Longest rally (strokes)	9	10	12	9		12
Average rally	5	5	6	5		5

Game Progress

1	LOICQ M / LEDOUX M (BEL)	-*0	0	*-2	3	-*4	5	*-6	6	-*8	10	11						
	GRUDZIEN P / SKRZYNECKI M (POL)	0	*-2	2	-*3	4	*-5	6	-*8	8	*-8	8						
2	LOICQ M / LEDOUX M (BEL)	0	-*1	3	*-5	6	-*6	7	*-9	9	-*9	9						
	GRUDZIEN P / SKRZYNECKI M (POL)	*-0	1	-*1	1	*-2	4	-*5	5	*-7	9	11						
3	LOICQ M / LEDOUX M (BEL)	-*0	1	*-2	3	-*3	5	*-7	8	-*8	9	*-10	10	-*11	11	*-12	12	12
	GRUDZIEN P / SKRZYNECKI M (POL)	0	*-1	2	-*3	5	*-5	5	-*6	8	*-9	10	-*11	11	*-12	12	-*13	14
4	LOICQ M / LEDOUX M (BEL)	0	-*2	3	*-4	5	-*5	6	*-7	7	-*8	9						
	GRUDZIEN P / SKRZYNECKI M (POL)	*-0	0	-*1	2	*-3	5	-*6	7	*-9	10	11						

NOTES

"*-" denotes first player of pair is server, "-*" denotes second player of pair is server. The "Greatest deficit overcome" only applies when the pair ends up winning the game.

LEGEND

TM Men's Team



Detailed Team Match Results

Great Britain (GBR) 3 - 0 Italy (ITA)

Team Match No : TM6-8(12) Table : 2 Umpires : TAMURA Nagako (JPN) KARAU Bernhard (GER)

Match 1			Match	Game 1	Game 2	Game 3	Game 4	Game 5
A	WILSON Ross	GBR	3	11	11	11		
X	SCAZZIERI Davide	ITA	0	5	9	2		
Duration of Match 1			15min	4min	5min	3min		

Match 2			Match	Game 1	Game 2	Game 3	Game 4	Game 5
B	BAYLEY William	GBR	3	11	13	4	11	
Y	ALECCI Raimondo	ITA	1	7	11	11	6	
Duration of Match 2			24min	5min	6min	6min	5min	

Match 3			Match	Game 1	Game 2	Game 3	Game 4	Game 5
A	WILSON Ross	GBR	3	5	11	11	11	
Y	ALECCI Raimondo	ITA	1	11	6	8	7	
Duration of Match 3			20min	3min	4min	5min	4min	

Duration of Team Match	1h6min
------------------------	---------------

Player Statistics	Great Britain (GBR)					Italy (ITA)						
	Match				Team Match	Match				Team Match		
	1	2	3	4	5	1	2	3	4	5		
Points won	33	39	38			110	16	35	32			83
Biggest lead	9	5	5			9	2	7	6			7
Points won on own serve	21	20	23			64	12	19	19			50
Points lost on own serve	4	16	13			33	12	19	15			46
Most consecutive points won	5	6	7			7	3	5	3			5
Greatest deficit overcome	2	2	2			2	-	1	-			1

Match/Team Match Statistics	Match					Team Match
	1	2	3	4	5	
Longest rally (strokes)	9	17	14			17
Average rally	4	5	4			4

NOTES
The "Greatest deficit overcome" only applies when the player/pair ends up winning the game.

LEGEND
TM Men's Team



Detailed Team Match Results

Great Britain (GBR) 3 - 0 Italy (ITA)

Match 1: WILSON Ross (GBR) 3-0 SCAZZIERI Davide (ITA)

Match Summary		Match	Game 1	Game 2	Game 3	Game 4	Game 5
WILSON Ross	GBR	3	11	11	11		
SCAZZIERI Davide	ITA	0	5	9	2		
	Duration	15min	4min	5min	3min		

Team Match No : TM6-8(12) Table : 2 Umpires : TAMURA Nagako (JPN) KARAU Bernhard (GER)

Player Statistics	WILSON Ross (GBR)						SCAZZIERI Davide (ITA)					
	Game					Match	Game					Match
	1	2	3	4	5		1	2	3	4	5	
Points won	11	11	11			33	5	9	2			16
Biggest lead	6	3	9			9	-	2	-			2
Points won on own serve	7	7	7			21	4	6	2			12
Points lost on own serve	1	3	0			4	4	4	4			12
Most consecutive points won	4	4	5			5	2	3	1			3
Greatest deficit overcome	-	2	-			2	-	-	-			-
Handedness/Grip	Right/Shakehand						Right/Shakehand					

Game/Match Statistics	Game					Match
	1	2	3	4	5	
Longest rally (strokes)	9	9	6			9
Average rally	4	4	3			4

Game Progress

1	WILSON Ross (GBR)	*0	2	*3	5	*6	8	*8	9	11		
	SCAZZIERI Davide (ITA)	0	*0	1	*1	2	*2	4	*5	5		
2	WILSON Ross (GBR)	0	*0	2	*4	5	*6	7	*7	9	*10	11
	SCAZZIERI Davide (ITA)	*0	2	*2	2	*3	4	*5	7	*7	8	9
3	WILSON Ross (GBR)	*0	2	*3	5	*6	8	*10	11			
	SCAZZIERI Davide (ITA)	0	*0	1	*1	2	*2	2	2			

NOTES

"*" denotes server. The "Greatest deficit overcome" only applies when the player ends up winning the game.

LEGEND

TM Men's Team



Detailed Team Match Results

Great Britain (GBR) 3 - 0 Italy (ITA)

Match 2: BAYLEY William (GBR) 3-1 ALECCI Raimondo (ITA)

Match Summary		Match	Game 1	Game 2	Game 3	Game 4	Game 5
BAYLEY William	GBR	3	11	13	4	11	
ALECCI Raimondo	ITA	1	7	11	11	6	
	Duration	24min	5min	6min	6min	5min	

Team Match No : TM6-8(12) Table : 2 Umpires : TAMURA Nagako (JPN) KARAU Bernhard (GER)

Player Statistics	BAYLEY William (GBR)						ALECCI Raimondo (ITA)					
	Game					Match	Game					Match
	1	2	3	4	5		1	2	3	4	5	
Points won	11	13	4	11		39	7	11	11	6		35
Biggest lead	4	4	1	5		5	2	1	7	2		7
Points won on own serve	5	8	2	5		20	4	7	6	2		19
Points lost on own serve	3	4	5	4		16	6	5	2	6		19
Most consecutive points won	5	3	2	6		6	2	5	5	3		5
Greatest deficit overcome	2	1	-	2		2	-	-	1	-		1
Handedness/Grip	Right/Shakehand						Right/Shakehand					

Game/Match Statistics	Game					Match
	1	2	3	4	5	
Longest rally (strokes)	17	13	15	17		17
Average rally	6	5	5	6		5

Game Progress

1	BAYLEY William (GBR)	0	*1	2	*3	3	*4	6	*7	9	11					
	ALECCI Raimondo (ITA)	*0	1	*2	3	*5	6	*6	7	*7	7					
2	BAYLEY William (GBR)	*0	2	*3	5	*5	6	*7	9	*9	9	*10	10	*11	12	13
	ALECCI Raimondo (ITA)	0	*0	1	*1	3	*4	5	*5	7	*9	10	*11	11	*11	11
3	BAYLEY William (GBR)	0	*1	2	*2	3	*4	4	*4	4						
	ALECCI Raimondo (ITA)	*0	1	*2	4	*5	6	*8	10	11						
4	BAYLEY William (GBR)	*0	0	*2	4	*6	6	*7	9	*10	11					
	ALECCI Raimondo (ITA)	0	*2	2	*2	2	*4	5	*5	6	6					

NOTES
 "*" denotes server. The "Greatest deficit overcome" only applies when the player ends up winning the game.

LEGEND
 TM Men's Team



Detailed Team Match Results

Great Britain (GBR) 3 - 0 Italy (ITA)

Match 3: WILSON Ross (GBR) 3-1 ALECCI Raimondo (ITA)

Match Summary		Match	Game 1	Game 2	Game 3	Game 4	Game 5
WILSON Ross	GBR	3	5	11	11	11	
ALECCI Raimondo	ITA	1	11	6	8	7	
	Duration	20min	3min	4min	5min	4min	

Team Match No : TM6-8(12) Table : 2 Umpires : TAMURA Nagako (JPN) KARAU Bernhard (GER)

Player Statistics	WILSON Ross (GBR)						ALECCI Raimondo (ITA)					
	Game					Match	Game					Match
	1	2	3	4	5		1	2	3	4	5	
Points won	5	11	11	11		38	11	6	8	7		32
Biggest lead	-	5	4	4		5	6	2	-	2		6
Points won on own serve	3	5	7	8		23	6	2	6	5		19
Points lost on own serve	5	4	2	2		13	2	6	4	3		15
Most consecutive points won	1	7	3	3		7	3	3	3	3		3
Greatest deficit overcome	-	2	-	2		2	-	-	-	-		-
Handedness/Grip	Right/Shakehand						Right/Shakehand					

Game/Match Statistics	Game					Match
	1	2	3	4	5	
Longest rally (strokes)	5	7	14	14		14
Average rally	3	4	5	5		4

Game Progress

1	WILSON Ross (GBR)	0	*0	1	*2	3	*3	4	*5	5		
	ALECCI Raimondo (ITA)	*0	2	*3	4	*5	7	*8	9	11		
2	WILSON Ross (GBR)	*0	1	*2	3	*4	4	*6	8	*10	11	
	ALECCI Raimondo (ITA)	0	*1	2	*3	4	*6	6	*6	6	6	
3	WILSON Ross (GBR)	0	*2	3	*3	5	*6	8	*8	9	*10	11
	ALECCI Raimondo (ITA)	*0	0	*1	3	*3	4	*4	6	*7	8	8
4	WILSON Ross (GBR)	*0	1	*1	3	*4	6	*7	9	*10	11	
	ALECCI Raimondo (ITA)	0	*1	3	*3	4	*4	5	*5	6	7	

NOTES

"*" denotes server. The "Greatest deficit overcome" only applies when the player ends up winning the game.

LEGEND

TM Men's Team



Detailed Team Match Results

Spain (ESP) 3 - 0 Germany (GER)

Team Match No : TM6-8(13) Table : 4 Umpires : WILLIAMS Jackie (GBR) FOOTE Ben (GBR)

Match 1			Match	Game 1	Game 2	Game 3	Game 4	Game 5
A	VALERA Alvaro	ESP	3	11	11	11		
X	SCHWINN Thorsten	GER	0	9	9	7		
Duration of Match 1			20min	5min	6min	5min		

Match 2			Match	Game 1	Game 2	Game 3	Game 4	Game 5
B	MORALES Jordi	ESP	3	11	11	11		
Y	WOLLMERT Jochen	GER	0	4	2	9		
Duration of Match 2			17min	4min	3min	5min		

Match 3			Match	Game 1	Game 2	Game 3	Game 4	Game 5
A	VALERA Alvaro	ESP	3	11	11	11		
Y	WOLLMERT Jochen	GER	0	9	5	9		
Duration of Match 3			20min	5min	5min	5min		

Duration of Team Match	1h7min
------------------------	---------------

Player Statistics	Spain (ESP)					Team Match	Germany (GER)					Team Match
	Match						Match					
	1	2	3	4	5		1	2	3	4	5	
Points won	33	33	33			99	25	15	23			63
Biggest lead	4	9	6			9	2	5	3			5
Points won on own serve	13	18	20			51	10	9	15			34
Points lost on own serve	15	6	8			29	20	15	13			48
Most consecutive points won	5	10	6			10	3	5	5			5
Greatest deficit overcome	2	5	3			5	-	-	-			-

Match/Team Match Statistics	Match					Team Match
	1	2	3	4	5	
Longest rally (strokes)	15	9	14			15
Average rally	5	4	4			5

NOTES
The "Greatest deficit overcome" only applies when the player/pair ends up winning the game.

LEGEND
TM Men's Team



Detailed Team Match Results

Spain (ESP) 3 - 0 Germany (GER)

Match 1: VALERA Alvaro (ESP) 3-0 SCHWINN Thorsten (GER)

Match Summary		Match	Game 1	Game 2	Game 3	Game 4	Game 5
VALERA Alvaro	ESP	3	11	11	11		
SCHWINN Thorsten	GER	0	9	9	7		
Duration		20min	5min	6min	5min		

Team Match No : TM6-8(13) Table : 4 Umpires : WILLIAMS Jackie (GBR) FOOTE Ben (GBR)

Player Statistics	VALERA Alvaro (ESP)						SCHWINN Thorsten (GER)					
	Game					Match	Game					Match
	1	2	3	4	5		1	2	3	4	5	
Points won	11	11	11			33	9	9	7			25
Biggest lead	4	4	4			4	-	1	2			2
Points won on own serve	3	6	4			13	2	5	3			10
Points lost on own serve	7	4	4			15	8	5	7			20
Most consecutive points won	3	5	5			5	3	2	2			3
Greatest deficit overcome	-	1	2			2	-	-	-			-
Handedness/Grip	Right/Shakehand						Right/Shakehand					

Game/Match Statistics	Game					Match
	1	2	3	4	5	
Longest rally (strokes)	14	11	15			15
Average rally	4	5	7			5

Game Progress

1	VALERA Alvaro (ESP)	0	*2	2	*4	4	*6	7	*9	10	*10	11
	SCHWINN Thorsten (GER)	*0	0	*2	2	*4	4	*5	5	*6	8	9
2	VALERA Alvaro (ESP)	*0	1	*2	3	*5	7	*7	8	*9	10	11
	SCHWINN Thorsten (GER)	0	*1	2	*3	3	*3	5	*6	7	*8	9
3	VALERA Alvaro (ESP)	0	*1	2	*3	3	*5	7	*8	9	11	
	SCHWINN Thorsten (GER)	*0	1	*2	3	*5	5	*5	6	*7	7	

NOTES

"*" denotes server. The "Greatest deficit overcome" only applies when the player ends up winning the game.

LEGEND

TM Men's Team



Detailed Team Match Results

Spain (ESP) 3 - 0 Germany (GER)

Match 2: **MORALES Jordi (ESP)** 3-0 **WOLLMERT Jochen (GER)**

Match Summary		Match	Game 1	Game 2	Game 3	Game 4	Game 5
MORALES Jordi	ESP	3	11	11	11		
WOLLMERT Jochen	GER	0	4	2	9		
	Duration	17min	4min	3min	5min		

Team Match No : TM6-8(13) Table : 4 Umpires : WILLIAMS Jackie (GBR) FOOTE Ben (GBR)

Player Statistics	MORALES Jordi (ESP)						WOLLMERT Jochen (GER)					
	Game					Match	Game					Match
	1	2	3	4	5		1	2	3	4	5	
Points won	11	11	11			33	4	2	9			15
Biggest lead	7	9	2			9	-	1	5			5
Points won on own serve	6	6	6			18	3	1	5			9
Points lost on own serve	1	1	4			6	5	5	5			15
Most consecutive points won	7	10	7			10	1	1	5			5
Greatest deficit overcome	-	1	5			5	-	-	-			-
Handedness/Grip	Right/Shakehand						Right/Shakehand					

Game/Match Statistics	Game					Match
	1	2	3	4	5	
Longest rally (strokes)	6	9	9			9
Average rally	4	4	4			4

Game Progress

1	MORALES Jordi (ESP)	0	*1	3	*5	7	*8	9	*10	11		
	WOLLMERT Jochen (GER)	*0	1	*1	1	*1	2	*3	4	4		
2	MORALES Jordi (ESP)	*0	1	*2	4	*6	8	*10	11			
	WOLLMERT Jochen (GER)	0	*1	2	*2	2	*2	2	2			
3	MORALES Jordi (ESP)	0	*0	0	*1	2	*3	4	*5	7	*9	11
	WOLLMERT Jochen (GER)	*0	2	*4	5	*6	7	*8	9	*9	9	9

NOTES

"*" denotes server. The "Greatest deficit overcome" only applies when the player ends up winning the game.

LEGEND

TM Men's Team



Detailed Team Match Results

Spain (ESP) 3 - 0 Germany (GER)

Match 3: VALERA Alvaro (ESP) 3-0 WOLLMERT Jochen (GER)

Match Summary		Match	Game 1	Game 2	Game 3	Game 4	Game 5
VALERA Alvaro	ESP	3	11	11	11		
WOLLMERT Jochen	GER	0	9	5	9		
	Duration	20min	5min	5min	5min		

Team Match No : TM6-8(13) Table : 4 Umpires : WILLIAMS Jackie (GBR) FOOTE Ben (GBR)

Player Statistics	VALERA Alvaro (ESP)						WOLLMERT Jochen (GER)					
	Game					Match	Game					Match
	1	2	3	4	5		1	2	3	4	5	
Points won	11	11	11			33	9	5	9			23
Biggest lead	2	6	6			6	3	-	-			3
Points won on own serve	7	6	7			20	6	3	6			15
Points lost on own serve	3	2	3			8	4	5	4			13
Most consecutive points won	3	4	6			6	4	1	5			5
Greatest deficit overcome	3	-	-			3	-	-	-			-
Handedness/Grip	Right/Shakehand						Right/Shakehand					

Game/Match Statistics	Game					Match
	1	2	3	4	5	
Longest rally (strokes)	7	14	13			14
Average rally	4	5	4			4

Game Progress

1	VALERA Alvaro (ESP)	*0	1	*1	2	*3	4	*5	7	*8	10	11
	WOLLMERT Jochen (GER)	0	*1	3	*4	5	*6	7	*7	8	*8	9
2	VALERA Alvaro (ESP)	0	*1	3	*4	5	*6	7	*9	11		
	WOLLMERT Jochen (GER)	*0	1	*1	2	*3	4	*5	5	5		
3	VALERA Alvaro (ESP)	*0	2	*4	6	*6	7	*8	10	*10	10	11
	WOLLMERT Jochen (GER)	0	*0	0	*0	2	*3	4	*4	6	*8	9

NOTES

"*" denotes server. The "Greatest deficit overcome" only applies when the player ends up winning the game.

LEGEND

TM Men's Team



Detailed Team Match Results

Poland (POL) 3 - 2 Great Britain (GBR)

Team Match No : TM6-8(14) Table : 2 Umpires : EIKMANS Angelo (NED) LEE Soon-Ju (KOR)

Match 1			Match	Game 1	Game 2	Game 3	Game 4	Game 5
A	GRUDZIEN Piotr	POL	3	11	10	11	11	
X	BAYLEY William	GBR	1	6	12	1	6	
Duration of Match 1			28min	5min	8min	4min	6min	

Match 2			Match	Game 1	Game 2	Game 3	Game 4	Game 5
B	SKRZYNECKI Marcin	POL	2	8	11	7	11	8
Y	WILSON Ross	GBR	3	11	4	11	7	11
Duration of Match 2			31min	5min	4min	5min	5min	6min

Match 3			Match	Game 1	Game 2	Game 3	Game 4	Game 5
A	GRUDZIEN Piotr	POL	2	11	8	11	5	4
Y	WILSON Ross	GBR	3	5	11	3	11	11
Duration of Match 3			33min	4min	6min	5min	6min	6min

Match 4			Match	Game 1	Game 2	Game 3	Game 4	Game 5
B	SKRZYNECKI Marcin	POL	3	13	11	6	10	13
X	BAYLEY William	GBR	2	11	7	11	12	11
Duration of Match 4			37min	7min	6min	5min	7min	7min

Match 5			Match	Game 1	Game 2	Game 3	Game 4	Game 5
	GRUDZIEN P / SKRZYNECKI M	POL	3	8	11	11	11	
	McKIBBIN A / WILSON R	GBR	1	11	3	7	4	
Duration of Match 5			26min	5min	4min	6min	5min	

Duration of Team Match	2h53min
------------------------	----------------

Player Statistics	Poland (POL)						Great Britain (GBR)					
	Match					Team Match	Match					Team Match
	1	2	3	4	5		1	2	3	4	5	
Points won	43	45	39	53	41	221	25	44	41	52	25	187
Biggest lead	10	7	8	5	8	10	2	4	7	5	3	7
Points won on own serve	24	20	23	28	19	114	15	19	23	28	11	96
Points lost on own serve	10	25	18	24	14	91	19	25	16	25	22	107
Most consecutive points won	7	5	7	4	6	7	3	5	6	6	3	6
Greatest deficit overcome	1	2	-	3	1	3	2	1	1	3	1	3

Match/Team Match Statistics	Match					Team Match
	1	2	3	4	5	
Longest rally (strokes)	17	15	14	17	11	17
Average rally	4	5	4	5	4	4

NOTES
The "Greatest deficit overcome" only applies when the player/pair ends up winning the game.

LEGEND
TM Men's Team



Detailed Team Match Results

Poland (POL) 3 - 2 Great Britain (GBR)

Match 1: GRUDZIEN Piotr (POL) 3-1 BAYLEY William (GBR)

Match Summary		Match	Game 1	Game 2	Game 3	Game 4	Game 5
GRUDZIEN Piotr	POL	3	11	10	11	11	
BAYLEY William	GBR	1	6	12	1	6	
	Duration	28min	5min	8min	4min	6min	

Team Match No : TM6-8(14) Table : 2 Umpires : EIKMANS Angelo (NED) LEE Soon-Ju (KOR)

Player Statistics	GRUDZIEN Piotr (POL)						BAYLEY William (GBR)					
	Game					Match	Game					Match
	1	2	3	4	5		1	2	3	4	5	
Points won	11	10	11	11		43	6	12	1	6		25
Biggest lead	6	2	10	5		10	1	2	-	-		2
Points won on own serve	6	6	6	6		24	4	7	1	3		15
Points lost on own serve	2	5	0	3		10	5	4	5	5		19
Most consecutive points won	6	2	7	3		7	3	3	1	2		3
Greatest deficit overcome	1	-	-	-		1	-	2	-	-		2
Handedness/Grip	Right/Shakehand						Right/Shakehand					

Game/Match Statistics	Game					Match
	1	2	3	4	5	
Longest rally (strokes)	17	11	6	6		17
Average rally	6	4	4	4		4

Game Progress

1	GRUDZIEN Piotr (POL)	0	*1	2	*4	6	*7	9	*9	10	11			
	BAYLEY William (GBR)	*0	1	*2	2	*2	3	*3	5	*6	6			
2	GRUDZIEN Piotr (POL)	*0	2	*3	4	*4	5	*6	7	*8	9	*10	10	10
	BAYLEY William (GBR)	0	*0	1	*2	4	*5	6	*7	8	*9	10	*11	12
3	GRUDZIEN Piotr (POL)	0	*2	4	*5	7	*9	11						
	BAYLEY William (GBR)	*0	0	*0	1	*1	1	1						
4	GRUDZIEN Piotr (POL)	*0	1	*3	4	*4	6	*7	8	*10	11			
	BAYLEY William (GBR)	0	*1	1	*2	4	*4	5	*6	6	6			

NOTES

"*" denotes server. The "Greatest deficit overcome" only applies when the player ends up winning the game.

LEGEND

TM Men's Team



Detailed Team Match Results

Poland (POL) 3 - 2 Great Britain (GBR)

Match 2: SKRZYNECKI Marcin (POL) 2-3 WILSON Ross (GBR)

Match Summary		Match	Game 1	Game 2	Game 3	Game 4	Game 5
SKRZYNECKI Marcin	POL	2	8	11	7	11	8
WILSON Ross	GBR	3	11	4	11	7	11
Duration		31min	5min	4min	5min	5min	6min

Team Match No : TM6-8(14) Table : 2 Umpires : EIKMANS Angelo (NED) LEE Soon-Ju (KOR)

Player Statistics	SKRZYNECKI Marcin (POL)						WILSON Ross (GBR)					
	Game					Match	Game					Match
	1	2	3	4	5		1	2	3	4	5	
Points won	8	11	7	11	8	45	11	4	11	7	11	44
Biggest lead	-	7	1	4	1	7	3	1	4	2	3	4
Points won on own serve	5	5	3	4	3	20	6	2	4	3	4	19
Points lost on own serve	5	2	7	4	7	25	3	6	4	7	5	25
Most consecutive points won	3	5	2	3	3	5	3	1	5	2	3	5
Greatest deficit overcome	-	1	-	2	-	2	-	-	1	-	1	1
Handedness/Grip	Right/Shakehand						Right/Shakehand					

Game/Match Statistics	Game					Match
	1	2	3	4	5	
Longest rally (strokes)	13	7	11	15	8	15
Average rally	5	4	4	4	5	5

Game Progress

1	SKRZYNECKI Marcin (POL)	*0	0	*1	2	*3	5	*5	6	*7	8	8
	WILSON Ross (GBR)	0	*2	3	*4	5	*5	7	*8	9	*10	11
2	SKRZYNECKI Marcin (POL)	0	*1	2	*4	5	*7	9	*10	11		
	WILSON Ross (GBR)	*0	1	*2	2	*3	3	*3	4	4		
3	SKRZYNECKI Marcin (POL)	*0	1	*1	1	*3	4	*5	6	*7	7	
	WILSON Ross (GBR)	0	*1	3	*5	5	*6	7	*8	9	11	
4	SKRZYNECKI Marcin (POL)	0	*0	1	*3	4	*6	7	*9	10	11	
	WILSON Ross (GBR)	*0	2	*3	3	*4	4	*5	5	*6	7	
5	SKRZYNECKI Marcin (POL)	*0	1	*2	2	*4	5	*6	7	*8	8	8
	WILSON Ross (GBR)	0	*1	2	*4	4	*5	6	*7	8	*10	11

NOTES

"*" denotes server. The "Greatest deficit overcome" only applies when the player ends up winning the game.

LEGEND

TM Men's Team



Detailed Team Match Results

Poland (POL) 3 - 2 Great Britain (GBR)

Match 3: GRUDZIEN Piotr (POL) 2-3 WILSON Ross (GBR)

Match Summary		Match	Game 1	Game 2	Game 3	Game 4	Game 5
GRUDZIEN Piotr	POL	2	11	8	11	5	4
WILSON Ross	GBR	3	5	11	3	11	11
Duration		33min	4min	6min	5min	6min	6min

Team Match No : TM6-8(14) Table : 2 Umpires : EIKMANS Angelo (NED) LEE Soon-Ju (KOR)

Player Statistics	GRUDZIEN Piotr (POL)						WILSON Ross (GBR)					
	Game					Match	Game					Match
	1	2	3	4	5		1	2	3	4	5	
Points won	11	8	11	5	4	39	5	11	3	11	11	41
Biggest lead	6	1	8	-	1	8	-	3	-	6	7	7
Points won on own serve	6	4	8	2	3	23	3	6	3	5	6	23
Points lost on own serve	2	5	0	6	5	18	5	4	3	3	1	16
Most consecutive points won	4	3	7	4	2	7	2	3	2	6	6	6
Greatest deficit overcome	-	-	-	-	-	-	-	1	-	-	1	1
Handedness/Grip	Right/Shakehand						Right/Shakehand					

Game/Match Statistics	Game					Match
	1	2	3	4	5	
Longest rally (strokes)	6	11	14	13	11	14
Average rally	4	5	5	5	4	4

Game Progress

1	GRUDZIEN Piotr (POL)	*0	2	*4	5	*7	8	*8	10	11		
	WILSON Ross (GBR)	0	*0	0	*1	1	*2	4	*4	5		
2	GRUDZIEN Piotr (POL)	0	*1	1	*3	4	*4	6	*6	7	*8	8
	WILSON Ross (GBR)	*0	1	*3	3	*4	6	*6	8	*9	10	11
3	GRUDZIEN Piotr (POL)	*0	2	*4	6	*7	9	*9	11			
	WILSON Ross (GBR)	0	*0	0	*0	1	*1	3	3			
4	GRUDZIEN Piotr (POL)	0	*1	1	*1	3	*5	5	*5	5		
	WILSON Ross (GBR)	*0	1	*3	5	*5	5	*7	9	11		
5	GRUDZIEN Piotr (POL)	*0	1	*2	3	*3	4	*4	4	4		
	WILSON Ross (GBR)	0	*1	2	*3	5	*6	8	*10	11		

NOTES

"*" denotes server. The "Greatest deficit overcome" only applies when the player ends up winning the game.

LEGEND

TM Men's Team



Detailed Team Match Results

Poland (POL) 3 - 2 Great Britain (GBR)

Match 4: SKRZYNECKI Marcin (POL) 3-2 BAYLEY William (GBR)

Match Summary		Match	Game 1	Game 2	Game 3	Game 4	Game 5
SKRZYNECKI Marcin	POL	3	13	11	6	10	13
BAYLEY William	GBR	2	11	7	11	12	11
	Duration	37min	7min	6min	5min	7min	7min

Team Match No : TM6-8(14) Table : 2 Umpires : EIKMANS Angelo (NED) LEE Soon-Ju (KOR)

Player Statistics	SKRZYNECKI Marcin (POL)						BAYLEY William (GBR)					
	Game					Match	Game					Match
	1	2	3	4	5		1	2	3	4	5	
Points won	13	11	6	10	13	53	11	7	11	12	11	52
Biggest lead	3	5	-	3	4	5	3	-	5	2	1	5
Points won on own serve	9	3	3	5	8	28	8	2	5	6	7	28
Points lost on own serve	3	5	6	6	4	24	4	8	3	5	5	25
Most consecutive points won	3	4	2	4	4	4	6	3	3	4	4	6
Greatest deficit overcome	3	-	-	-	1	3	-	-	-	3	-	3
Handedness/Grip	Right/Shakehand						Right/Shakehand					

Game/Match Statistics	Game					Match
	1	2	3	4	5	
Longest rally (strokes)	11	13	8	10	17	17
Average rally	5	6	5	4	5	5

Game Progress

1	SKRZYNECKI Marcin (POL)	*0	2	*3	4	*4	4	*5	7	*7	9	*10	11	*11	12	13
	BAYLEY William (GBR)	0	*0	1	*2	4	*6	7	*7	9	*9	10	*10	11	*11	11
2	SKRZYNECKI Marcin (POL)	0	*2	3	*4	4	*6	7	*9	10	11					
	BAYLEY William (GBR)	*0	0	*1	2	*4	4	*5	5	*6	7					
3	SKRZYNECKI Marcin (POL)	*0	1	*1	2	*3	3	*4	5	*6	6					
	BAYLEY William (GBR)	0	*1	3	*4	5	*7	8	*9	10	11					
4	SKRZYNECKI Marcin (POL)	0	*1	3	*4	5	*6	7	*7	8	*10	10	*10	10		
	BAYLEY William (GBR)	*0	1	*1	2	*3	4	*5	7	*8	8	*10	11	12		
5	SKRZYNECKI Marcin (POL)	*0	1	*2	4	*4	5	*7	9	*9	10	*10	10	*11	12	13
	BAYLEY William (GBR)	0	*1	2	*2	4	*5	5	*5	7	*8	10	*11	11	*11	11

NOTES

"*" denotes server. The "Greatest deficit overcome" only applies when the player ends up winning the game.

LEGEND

TM Men's Team



Detailed Team Match Results

Poland (POL) 3 - 2 Great Britain (GBR)

Match 5: GRUDZIEN Piotr (POL) 3-1 McKIBBIN Aaron (GBR)
SKRZYNECKI Marcin WILSON Ross

Match Summary		Match	Game 1	Game 2	Game 3	Game 4	Game 5
GRUDZIEN Piotr / SKRZYNECKI M	POL	3	8	11	11	11	
McKIBBIN Aaron / WILSON R	GBR	1	11	3	7	4	
	Duration	26min	5min	4min	6min	5min	

Team Match No : TM6-8(14) Table : 2 Umpires : EIKMANS Angelo (NED) LEE Soon-Ju (KOR)

Player Statistics	GRUDZIEN P / SKRZYNECKI M (POL)						McKIBBIN A / WILSON R (GBR)					
	Game					Match	Game					Match
	1	2	3	4	5		1	2	3	4	5	
Points won	8	11	11	11		41	11	3	7	4		25
Biggest lead	1	8	6	7		8	3	-	1	-		3
Points won on own serve	4	5	5	5		19	5	2	2	2		11
Points lost on own serve	6	1	5	2		14	4	6	6	6		22
Most consecutive points won	1	5	5	6		6	2	1	3	2		3
Greatest deficit overcome	-	-	1	-		1	1	-	-	-		1
Handedness/Grip	Right/Shakehand - Right/Shakehand						Right/Shakehand - Right/Shakehand					

Game/Match Statistics	Game					Match
	1	2	3	4	5	
Longest rally (strokes)	11	8	8	6		11
Average rally	4	4	4	3		4

Game Progress

1	GRUDZIEN P / SKRZYNECKI M (POL)	*-0	1	*-2	3	*-4	4	*-5	6	*-7	8	8
	McKIBBIN A / WILSON R (GBR)	0	*-1	2	*-3	4	*-6	7	*-8	9	*-10	11
2	GRUDZIEN P / SKRZYNECKI M (POL)	0	*-2	4	*-5	7	*-8	9	11			
	McKIBBIN A / WILSON R (GBR)	*-0	0	*-0	1	*-1	2	*-3	3			
3	GRUDZIEN P / SKRZYNECKI M (POL)	*-0	1	*-3	4	*-5	7	*-9	9	*-10	11	
	McKIBBIN A / WILSON R (GBR)	0	*-1	1	*-2	3	*-3	3	*-5	6	7	
4	GRUDZIEN P / SKRZYNECKI M (POL)	0	*-2	4	*-6	7	*-8	9	*-10	11		
	McKIBBIN A / WILSON R (GBR)	*-0	0	*-0	0	*-1	2	*-3	4	4		

NOTES

"*- " denotes first player of pair is server, "-*" denotes second player of pair is server. The "Greatest deficit overcome" only applies when the pair ends up winning the game.

LEGEND

TM Men's Team



Detailed Team Match Results

Great Britain (GBR) 3 - 0 Germany (GER)

Team Match No : TM6-8(15) Table : 4 Umpires : SZILY Marta (HUN) BALGHAITH Alawi (QAT)

Match 1			Match	Game 1	Game 2	Game 3	Game 4	Game 5
A	WILSON Ross	GBR	3	11	11	11		
X	SCHWINN Thorsten	GER	0	2	7	5		
Duration of Match 1			16min	3min	5min	5min		

Match 2			Match	Game 1	Game 2	Game 3	Game 4	Game 5
B	BAYLEY William	GBR	3	11	11	11		
Y	WOLLMERT Jochen	GER	0	9	2	8		
Duration of Match 2			20min	6min	6min	8min		

Match 3			Match	Game 1	Game 2	Game 3	Game 4	Game 5
A	WILSON Ross	GBR	3	12	11	12		
Y	WOLLMERT Jochen	GER	0	10	4	10		
Duration of Match 3			20min	6min	5min	5min		

Duration of Team Match	1h6min
------------------------	--------

Player Statistics	Great Britain (GBR)					Team Match	Germany (GER)					Team Match
	Match						Match					
	1	2	3	4	5		1	2	3	4	5	
Points won	33	33	35			101	14	19	24			57
Biggest lead	9	9	7			9	-	3	2			3
Points won on own serve	18	19	22			59	9	12	17			38
Points lost on own serve	5	7	7			19	15	14	13			42
Most consecutive points won	6	6	5			6	3	4	3			4
Greatest deficit overcome	-	3	2			3	-	-	-			-

Match/Team Match Statistics	Match					Team Match
	1	2	3	4	5	
Longest rally (strokes)	13	14	14			14
Average rally	5	5	4			5

NOTES

The "Greatest deficit overcome" only applies when the player/pair ends up winning the game.

LEGEND

TM Men's Team



Detailed Team Match Results

Great Britain (GBR) 3 - 0 Germany (GER)

Match 1: WILSON Ross (GBR) 3-0 SCHWINN Thorsten (GER)

Match Summary		Match	Game 1	Game 2	Game 3	Game 4	Game 5
WILSON Ross	GBR	3	11	11	11		
SCHWINN Thorsten	GER	0	2	7	5		
	Duration	16min	3min	5min	5min		

Team Match No : TM6-8(15) Table : 4 Umpires : SZILY Marta (HUN) BALGHAITH Alawi (QAT)

Player Statistics	WILSON Ross (GBR)						SCHWINN Thorsten (GER)					
	Game					Match	Game					Match
	1	2	3	4	5		1	2	3	4	5	
Points won	11	11	11			33	2	7	5			14
Biggest lead	9	4	6			9	-	-	-			-
Points won on own serve	6	5	7			18	1	4	4			9
Points lost on own serve	1	3	1			5	5	6	4			15
Most consecutive points won	6	3	5			6	1	3	2			3
Greatest deficit overcome	-	-	-			-	-	-	-			-
Handedness/Grip	Right/Shakehand						Right/Shakehand					

Game/Match Statistics	Game					Match
	1	2	3	4	5	
Longest rally (strokes)	11	6	13			13
Average rally	5	4	6			5

Game Progress

1	WILSON Ross (GBR)	*0	2	*4	6	*7	8	*10	11		
	SCHWINN Thorsten (GER)	0	*0	0	*0	1	*2	2	2		
2	WILSON Ross (GBR)	0	*1	3	*3	5	*6	6	*8	9	11
	SCHWINN Thorsten (GER)	*0	1	*1	3	*3	4	*6	6	*7	7
3	WILSON Ross (GBR)	*0	1	*2	4	*4	6	*7	9	11	
	SCHWINN Thorsten (GER)	0	*1	2	*2	4	*4	5	*5	5	

NOTES

"*" denotes server. The "Greatest deficit overcome" only applies when the player ends up winning the game.

LEGEND

TM Men's Team



Detailed Team Match Results

Great Britain (GBR) 3 - 0 Germany (GER)

Match 2: BAYLEY William (GBR) 3-0 WOLLMERT Jochen (GER)

Match Summary		Match	Game 1	Game 2	Game 3	Game 4	Game 5
BAYLEY William	GBR	3	11	11	11		
WOLLMERT Jochen	GER	0	9	2	8		
	Duration	20min	6min	6min	8min		

Team Match No : TM6-8(15) Table : 4 Umpires : SZILY Marta (HUN) BALGHAITH Alawi (QAT)

Player Statistics	BAYLEY William (GBR)						WOLLMERT Jochen (GER)					
	Game					Match	Game					Match
	1	2	3	4	5		1	2	3	4	5	
Points won	11	11	11			33	9	2	8			19
Biggest lead	4	9	3			9	-	-	3			3
Points won on own serve	8	5	6			19	7	1	4			12
Points lost on own serve	2	1	4			7	3	6	5			14
Most consecutive points won	3	6	6			6	3	1	4			4
Greatest deficit overcome	-	-	3			3	-	-	-			-
Handedness/Grip	Right/Shakehand						Right/Shakehand					

Game/Match Statistics	Game					Match
	1	2	3	4	5	
Longest rally (strokes)	11	11	14			14
Average rally	5	5	6			5

Game Progress

1	BAYLEY William (GBR)	*0	2	*2	4	*5	7	*7	8	*9	10	11
	WOLLMERT Jochen (GER)	0	*0	2	*2	3	*3	5	*6	7	*8	9
2	BAYLEY William (GBR)	0	*1	3	*5	6	*8	10	11			
	WOLLMERT Jochen (GER)	*0	1	*1	1	*2	2	*2	2			
3	BAYLEY William (GBR)	*0	1	*2	3	*3	4	*5	6	*8	10	11
	WOLLMERT Jochen (GER)	0	*1	2	*3	5	*6	7	*8	8	*8	8

NOTES

"*" denotes server. The "Greatest deficit overcome" only applies when the player ends up winning the game.

LEGEND

TM Men's Team



Detailed Team Match Results

Great Britain (GBR) 3 - 0 Germany (GER)

Match 3: WILSON Ross (GBR) 3-0 WOLLMERT Jochen (GER)

Match Summary		Match	Game 1	Game 2	Game 3	Game 4	Game 5
WILSON Ross	GBR	3	12	11	12		
WOLLMERT Jochen	GER	0	10	4	10		
	Duration	20min	6min	5min	5min		

Team Match No : TM6-8(15) Table : 4 Umpires : SZILY Marta (HUN) BALGHAITH Alawi (QAT)

Player Statistics	WILSON Ross (GBR)						WOLLMERT Jochen (GER)					
	Game					Match	Game					Match
	1	2	3	4	5		1	2	3	4	5	
Points won	12	11	12			35	10	4	10			24
Biggest lead	4	7	2			7	-	1	2			2
Points won on own serve	8	6	8			22	7	3	7			17
Points lost on own serve	3	1	3			7	4	5	4			13
Most consecutive points won	4	5	3			5	3	1	3			3
Greatest deficit overcome	-	1	2			2	-	-	-			-
Handedness/Grip	Right/Shakehand						Right/Shakehand					

Game/Match Statistics	Game					Match
	1	2	3	4	5	
Longest rally (strokes)	8	6	14			14
Average rally	4	3	4			4

Game Progress

1	WILSON Ross (GBR)	*0	2	*4	4	*5	6	*6	8	*8	10	*10	11	12
	WOLLMERT Jochen (GER)	0	*0	0	*2	3	*4	6	*6	8	*8	10	*10	10
2	WILSON Ross (GBR)	0	*1	3	*4	6	*8	9	*10	11				
	WOLLMERT Jochen (GER)	*0	1	*1	2	*2	2	*3	4	4				
3	WILSON Ross (GBR)	*0	2	*3	4	*4	5	*6	7	*7	9	*10	11	12
	WOLLMERT Jochen (GER)	0	*0	1	*2	4	*5	6	*7	9	*9	10	*10	10

NOTES

"*" denotes server. The "Greatest deficit overcome" only applies when the player ends up winning the game.

LEGEND

TM Men's Team



Detailed Team Match Results

Spain (ESP) 0 - 3 Poland (POL)

Team Match No : TM6-8(16) Table : 2 Umpires : EIKMANS Angelo (NED) ZHANG Yingqiu (CHN)

Match 1			Match	Game 1	Game 2	Game 3	Game 4	Game 5
A	VALERA Alvaro	ESP	1	4	11	5	6	
X	SKRZYNECKI Marcin	POL	3	11	6	11	11	
Duration of Match 1			22min	5min	4min	4min	5min	

Match 2			Match	Game 1	Game 2	Game 3	Game 4	Game 5
B	MORALES Jordi	ESP	1	12	11	7	5	
Y	GRUDZIEN Piotr	POL	3	14	8	11	11	
Duration of Match 2			31min	7min	4min	5min	4min	

Match 3			Match	Game 1	Game 2	Game 3	Game 4	Game 5
A	VALERA Alvaro	ESP	1	5	13	7	6	
Y	GRUDZIEN Piotr	POL	3	11	11	11	11	
Duration of Match 3			32min	5min	9min	6min	6min	

Duration of Team Match	1h33min
------------------------	---------

Player Statistics	Spain (ESP)					Team Match	Poland (POL)					Team Match
	Match						Match					
	1	2	3	4	5		1	2	3	4	5	
Points won	26	35	31			92	39	44	44			127
Biggest lead	5	3	2			5	7	6	7			7
Points won on own serve	16	22	18			56	22	27	23			72
Points lost on own serve	17	17	21			55	10	13	13			36
Most consecutive points won	5	3	4			5	8	4	5			8
Greatest deficit overcome	1	-	2			2	1	1	2			2

Match/Team Match Statistics	Match					Team Match
	1	2	3	4	5	
Longest rally (strokes)	17	13	16			17
Average rally	4	4	4			4

NOTES
The "Greatest deficit overcome" only applies when the player/pair ends up winning the game.

LEGEND
TM Men's Team



Detailed Team Match Results

Spain (ESP) **0 - 3** Poland (POL)

Match 1: VALERA Alvaro (ESP) **1-3** SKRZYNECKI Marcin (POL)

Match Summary		Match	Game 1	Game 2	Game 3	Game 4	Game 5
VALERA Alvaro	ESP	1	4	11	5	6	
SKRZYNECKI Marcin	POL	3	11	6	11	11	
Duration		22min	5min	4min	4min	5min	

Team Match No : TM6-8(16) Table : 2 Umpires : EIKMANS Angelo (NED) ZHANG Yingqiu (CHN)

Player Statistics	VALERA Alvaro (ESP)						SKRZYNECKI Marcin (POL)					
	Game					Match	Game					Match
	1	2	3	4	5		1	2	3	4	5	
Points won	4	11	5	6		26	11	6	11	11		39
Biggest lead	1	5	1	-		5	7	1	6	5		7
Points won on own serve	1	7	3	5		16	5	4	6	7		22
Points lost on own serve	6	2	5	4		17	3	4	2	1		10
Most consecutive points won	2	5	2	2		5	8	2	6	4		8
Greatest deficit overcome	-	1	-	-		1	1	-	1	-		1
Handedness/Grip	Right/Shakehand						Right/Shakehand					

Game/Match Statistics	Game					Match
	1	2	3	4	5	
Longest rally (strokes)	17	7	9	11		17
Average rally	5	3	4	4		4

Game Progress

1	VALERA Alvaro (ESP)	0	*1	2	*3	3	*3	3	*4	4	
	SKRZYNECKI Marcin (POL)	*0	1	*2	3	*5	7	*9	10	11	
2	VALERA Alvaro (ESP)	*0	1	*2	4	*4	5	*6	8	*10	11
	SKRZYNECKI Marcin (POL)	0	*1	2	*2	4	*5	6	*6	6	6
3	VALERA Alvaro (ESP)	0	*1	2	*3	3	*3	4	*4	5	
	SKRZYNECKI Marcin (POL)	*0	1	*2	3	*5	7	*8	10	11	
4	VALERA Alvaro (ESP)	*0	1	*1	1	*2	4	*4	6	*6	6
	SKRZYNECKI Marcin (POL)	0	*1	3	*5	6	*6	8	*8	10	11

NOTES

"*" denotes server. The "Greatest deficit overcome" only applies when the player ends up winning the game.

LEGEND

TM Men's Team



Detailed Team Match Results

Spain (ESP) **0 - 3** Poland (POL)

Match 2: MORALES Jordi (ESP) **1-3** GRUDZIEN Piotr (POL)

Match Summary		Match	Game 1	Game 2	Game 3	Game 4	Game 5
MORALES Jordi	ESP	1	12	11	7	5	
GRUDZIEN Piotr	POL	3	14	8	11	11	
Duration		31min	7min	4min	5min	4min	

Team Match No : TM6-8(16) Table : 2 Umpires : EIKMANS Angelo (NED) ZHANG Yingqiu (CHN)

Player Statistics	MORALES Jordi (ESP)						GRUDZIEN Piotr (POL)					
	Game					Match	Game					Match
	1	2	3	4	5		1	2	3	4	5	
Points won	12	11	7	5		35	14	8	11	11		44
Biggest lead	1	3	-	1		3	3	-	4	6		6
Points won on own serve	8	6	4	4		22	9	4	7	7		27
Points lost on own serve	5	4	4	4		17	4	5	3	1		13
Most consecutive points won	3	3	3	2		3	3	2	4	4		4
Greatest deficit overcome	-	-	-	-		-	1	-	-	1		1
Handedness/Grip	Right/Shakehand						Right/Shakehand					

Game/Match Statistics	Game					Match
	1	2	3	4	5	
Longest rally (strokes)	10	13	10	9		13
Average rally	4	4	4	5		4

Game Progress

1	MORALES Jordi (ESP)	0	*1	2	*3	4	*4	5	*6	7	*8	10	*10	11	*11	12	*12	12
	GRUDZIEN Piotr (POL)	*0	1	*2	3	*4	6	*7	8	*9	10	*10	11	*11	12	*12	13	14
2	MORALES Jordi (ESP)	*0	2	*3	4	*5	6	*7	8	*9	10	11						
	GRUDZIEN Piotr (POL)	0	*0	1	*2	3	*4	5	*6	7	*8	8						
3	MORALES Jordi (ESP)	0	*1	2	*3	3	*3	5	*6	7	7							
	GRUDZIEN Piotr (POL)	*0	1	*2	3	*5	7	*7	8	*9	11							
4	MORALES Jordi (ESP)	*0	1	*1	2	*3	3	*3	5	5								
	GRUDZIEN Piotr (POL)	0	*1	3	*4	5	*7	9	*9	11								

NOTES
 "*" denotes server. The "Greatest deficit overcome" only applies when the player ends up winning the game.

LEGEND
 TM Men's Team



Detailed Team Match Results

Spain (ESP) **0 - 3** Poland (POL)

Match 3: VALERA Alvaro (ESP) **1-3** GRUDZIEN Piotr (POL)

Match Summary		Match	Game 1	Game 2	Game 3	Game 4	Game 5
VALERA Alvaro	ESP	1	5	13	7	6	
GRUDZIEN Piotr	POL	3	11	11	11	11	
Duration		32min	5min	9min	6min	6min	

Team Match No : TM6-8(16) Table : 2 Umpires : EIKMANS Angelo (NED) ZHANG Yingqiu (CHN)

Player Statistics	VALERA Alvaro (ESP)						GRUDZIEN Piotr (POL)					
	Game					Match	Game					Match
	1	2	3	4	5		1	2	3	4	5	
Points won	5	13	7	6		31	11	11	11	11		44
Biggest lead	2	2	-	2		2	6	2	7	5		7
Points won on own serve	3	9	4	2		18	6	6	7	4		23
Points lost on own serve	5	5	4	7		21	2	4	3	4		13
Most consecutive points won	2	3	4	3		4	5	3	4	4		5
Greatest deficit overcome	-	2	-	-		2	2	-	-	2		2
Handedness/Grip	Right/Shakehand						Right/Shakehand					

Game/Match Statistics	Game					Match
	1	2	3	4	5	
Longest rally (strokes)	7	16	5	12		16
Average rally	4	4	3	5		4

Game Progress

1	VALERA Alvaro (ESP)	0	*1	3	*3	3	*4	5	*5	5						
	GRUDZIEN Piotr (POL)	*0	1	*1	3	*5	6	*7	9	11						
2	VALERA Alvaro (ESP)	*0	1	*1	*3	4	*5	*6	7	*8	10	*10	10	*11	12	13
	GRUDZIEN Piotr (POL)	0	*1	3	3	*4	5	6	*7	8	*8	10	*11	11	*11	11
3	VALERA Alvaro (ESP)	0	*0	1	*1	2	*3	3	*4	6	7					
	GRUDZIEN Piotr (POL)	*0	2	*3	5	*6	7	*9	10	*10	11					
4	VALERA Alvaro (ESP)	*0	1	*3	3	*4	4	*5	6	*6	6					
	GRUDZIEN Piotr (POL)	0	*1	1	*3	4	*6	7	*8	10	11					

NOTES

"*" denotes server. The "Greatest deficit overcome" only applies when the player ends up winning the game.

LEGEND

TM Men's Team



Player Statistics

As of FRI 7 SEP 2012

Players	NPC	Matches				Games				Match Duration	
		Played	Won	Lost	%Won	Played	Won	Lost	%Won	All	Average
ALECCI Raimondo	ITA	4	1	3	25%	18	7	11	39%	1h42min	26min
Right/Shakehand		Points Won				Points Lost					
C6		Total	Own Serve:	89	Most Consecutive:	6	Total	Own Serve:	75	Most Consecutive:	7
		158	Opp. Serve:	69	GDO:	5	171	Opp. Serve:	96	GLL:	2
ANDERSSON Emil	SWE	4	2	2	50%	16	10	6	63%	1h22min	21min
Right/Shakehand		Points Won				Points Lost					
C8		Total	Own Serve:	91	Most Consecutive:	10	Total	Own Serve:	46	Most Consecutive:	6
		156	Opp. Serve:	65	GDO:	5	117	Opp. Serve:	71	GLL:	2
BAYLEY William	GBR	4	2	2	50%	16	9	7	56%	1h49min	27min
Right/Shakehand		Points Won				Points Lost					
C7		Total	Own Serve:	82	Most Consecutive:	6	Total	Own Serve:	67	Most Consecutive:	7
		149	Opp. Serve:	67	GDO:	3	150	Opp. Serve:	83	GLL:	3
CSEJTEY Richard	SVK	2	1	1	50%	9	4	5	44%	57min	29min
Left/Shakehand		Points Won				Points Lost					
C8		Total	Own Serve:	41	Most Consecutive:	5	Total	Own Serve:	40	Most Consecutive:	4
		78	Opp. Serve:	37	GDO:	3	89	Opp. Serve:	49	GLL:	3
DOURBECKER Kevin	FRA	2	0	2	0%	9	3	6	33%	59min	30min
Left/Shakehand		Points Won				Points Lost					
C7		Total	Own Serve:	44	Most Consecutive:	6	Total	Own Serve:	41	Most Consecutive:	6
		80	Opp. Serve:	36	GDO:	3	93	Opp. Serve:	52	GLL:	4
GRUDZIEN Piotr	POL	8	6	2	75%	35	22	13	63%	4h4min	31min
Right/Shakehand		Points Won				Points Lost					
C8		Total	Own Serve:	195	Most Consecutive:	8	Total	Own Serve:	129	Most Consecutive:	6
		350	Opp. Serve:	155	GDO:	3	293	Opp. Serve:	164	GLL:	4
HORUT Daniel	CZE	2	2	0	100%	9	6	3	67%	48min	24min
Left/Shakehand		Points Won				Points Lost					
C7		Total	Own Serve:	49	Most Consecutive:	10	Total	Own Serve:	28	Most Consecutive:	5
		88	Opp. Serve:	39	GDO:	2	71	Opp. Serve:	43	GLL:	5
JAMBOR Miroslav	SVK	2	0	2	0%	8	2	6	25%	48min	24min
Right/Shakehand		Points Won				Points Lost					
C8		Total	Own Serve:	33	Most Consecutive:	5	Total	Own Serve:	40	Most Consecutive:	6
		65	Opp. Serve:	32	GDO:	3	78	Opp. Serve:	38	GLL:	2
KIM Young Sung	KOR	1	0	1	0%	3	0	3	0%	21min	21min
Right/Shakehand		Points Won				Points Lost					
C7		Total	Own Serve:	11	Most Consecutive:	3	Total	Own Serve:	15	Most Consecutive:	4
		21	Opp. Serve:	10	GDO:	0	33	Opp. Serve:	18	GLL:	2
LAMBERT Zbynek	CZE	2	0	2	0%	6	0	6	0%	25min	13min
Right/Shakehand		Points Won				Points Lost					
C7		Total	Own Serve:	17	Most Consecutive:	3	Total	Own Serve:	28	Most Consecutive:	10
		25	Opp. Serve:	8	GDO:	0	66	Opp. Serve:	38	GLL:	1

LEGEND	GDO Greatest deficit overcome	GLL Greatest lead lost	Opp. Opponent's
---------------	--------------------------------------	-------------------------------	------------------------



Player Statistics

As of FRI 7 SEP 2012

Players	NPC	Matches				Games				Match Duration	
		Played	Won	Lost	%Won	Played	Won	Lost	%Won	All	Average
LEDOUX Marc	BEL	4	1	3	25%	15	4	11	27%	1h32min	23min
Left/Shakehand		Points Won				Points Lost					
C8		Total	Own Serve:	68	Most Consecutive:	6	Total	Own Serve:	70	Most Consecutive:	7
		125	Opp. Serve:	57	GDO:	4	152	Opp. Serve:	82	GLL:	4
LOICQ Mathieu	BEL	4	3	1	75%	19	11	8	58%	2h6min	32min
Right/Shakehand		Points Won				Points Lost					
C8		Total	Own Serve:	99	Most Consecutive:	8	Total	Own Serve:	82	Most Consecutive:	8
		191	Opp. Serve:	92	GDO:	5	172	Opp. Serve:	90	GLL:	3
MESSI Stephane	FRA	2	2	0	100%	9	6	3	67%	1h0min	30min
Right/Shakehand		Points Won				Points Lost					
C7		Total	Own Serve:	45	Most Consecutive:	7	Total	Own Serve:	39	Most Consecutive:	8
		87	Opp. Serve:	42	GDO:	3	83	Opp. Serve:	44	GLL:	2
MORALES Jordi	ESP	6	4	2	67%	23	14	9	61%	2h42min	27min
Right/Shakehand		Points Won				Points Lost					
C7		Total	Own Serve:	135	Most Consecutive:	10	Total	Own Serve:	83	Most Consecutive:	8
		235	Opp. Serve:	100	GDO:	5	197	Opp. Serve:	114	GLL:	6
NAMSAGA Yuttana	THA	2	0	2	0%	8	2	6	25%	51min	26min
Right/Shakehand		Points Won				Points Lost					
C7		Total	Own Serve:	46	Most Consecutive:	4	Total	Own Serve:	34	Most Consecutive:	5
		78	Opp. Serve:	32	GDO:	2	85	Opp. Serve:	51	GLL:	5
NIKOLENKO Maxym	UKR	1	0	1	0%	5	2	3	40%	40min	40min
Right/Shakehand		Points Won				Points Lost					
C7		Total	Own Serve:	29	Most Consecutive:	5	Total	Own Serve:	26	Most Consecutive:	5
		53	Opp. Serve:	24	GDO:	4	58	Opp. Serve:	32	GLL:	2
PARK Hong Kyu	KOR	2	0	2	0%	8	2	6	25%	45min	23min
Right/Shakehand		Points Won				Points Lost					
C6		Total	Own Serve:	25	Most Consecutive:	8	Total	Own Serve:	40	Most Consecutive:	6
		56	Opp. Serve:	31	GDO:	6	79	Opp. Serve:	39	GLL:	3
POPOV Mykhaylo	UKR	2	0	2	0%	8	2	6	25%	49min	25min
Left/Shakehand		Points Won				Points Lost					
C7		Total	Own Serve:	40	Most Consecutive:	5	Total	Own Serve:	33	Most Consecutive:	8
		64	Opp. Serve:	24	GDO:	2	81	Opp. Serve:	48	GLL:	3
RIGNELL Fabian	SWE	4	1	3	25%	14	5	9	36%	1h24min	21min
Left/Shakehand		Points Won				Points Lost					
C8		Total	Own Serve:	72	Most Consecutive:	6	Total	Own Serve:	61	Most Consecutive:	10
		122	Opp. Serve:	50	GDO:	5	137	Opp. Serve:	76	GLL:	3
SCAZZIERI Davide	ITA	3	1	2	33%	9	3	6	33%	49min	16min
Right/Shakehand		Points Won				Points Lost					
C7		Total	Own Serve:	45	Most Consecutive:	4	Total	Own Serve:	36	Most Consecutive:	6
		69	Opp. Serve:	24	GDO:	2	95	Opp. Serve:	59	GLL:	2

LEGEND	GDO Greatest deficit overcome	GLL Greatest lead lost	Opp. Opponent's
---------------	--------------------------------------	-------------------------------	------------------------



Player Statistics

As of FRI 7 SEP 2012

Players	NPC	Matches				Games				Match Duration	
		Played	Won	Lost	%Won	Played	Won	Lost	%Won	All	Average
SCHWINN Thorsten	GER	6	2	4	33%	21	8	13	38%	2h10min	22min
Right/Shakehand C7		Points Won				Points Lost					
		Total	Own Serve:	97	Most Consecutive:	6	Total	Own Serve:	94	Most Consecutive:	6
		184	Opp. Serve:	87	GDO:	3	202	Opp. Serve:	108	GLL:	3
SKRZYNECKI Marcin	POL	6	4	2	67%	25	16	9	64%	2h38min	26min
Right/Shakehand C8		Points Won				Points Lost					
		Total	Own Serve:	135	Most Consecutive:	8	Total	Own Serve:	101	Most Consecutive:	7
		253	Opp. Serve:	118	GDO:	4	218	Opp. Serve:	117	GLL:	5
SUN Churen	CHN	2	0	2	0%	9	3	6	33%	1h10min	35min
Left/Shakehand C8		Points Won				Points Lost					
		Total	Own Serve:	49	Most Consecutive:	5	Total	Own Serve:	44	Most Consecutive:	6
		85	Opp. Serve:	36	GDO:	2	102	Opp. Serve:	58	GLL:	3
THAINIYOM Rungroj	THA	2	2	0	100%	8	6	2	75%	41min	21min
Left/Shakehand C6		Points Won				Points Lost					
		Total	Own Serve:	45	Most Consecutive:	6	Total	Own Serve:	26	Most Consecutive:	6
		78	Opp. Serve:	33	GDO:	1	59	Opp. Serve:	33	GLL:	3
VALERA Alvaro	ESP	7	5	2	71%	25	17	8	68%	2h40min	23min
Right/Shakehand C6		Points Won				Points Lost					
		Total	Own Serve:	122	Most Consecutive:	6	Total	Own Serve:	106	Most Consecutive:	8
		237	Opp. Serve:	115	GDO:	3	217	Opp. Serve:	111	GLL:	2
WILSON Ross	GBR	6	6	0	100%	23	18	5	78%	2h15min	23min
Right/Shakehand C8		Points Won				Points Lost					
		Total	Own Serve:	126	Most Consecutive:	7	Total	Own Serve:	70	Most Consecutive:	7
		224	Opp. Serve:	98	GDO:	2	170	Opp. Serve:	100	GLL:	2
WOLLMERT Jochen	GER	8	4	4	50%	29	12	17	41%	3h1min	23min
Right/Shakehand C7		Points Won				Points Lost					
		Total	Own Serve:	143	Most Consecutive:	5	Total	Own Serve:	124	Most Consecutive:	10
		244	Opp. Serve:	101	GDO:	3	282	Opp. Serve:	158	GLL:	5
YE Chaoqun	CHN	2	1	1	50%	7	3	4	43%	44min	22min
Right/Shakehand C8		Points Won				Points Lost					
		Total	Own Serve:	34	Most Consecutive:	5	Total	Own Serve:	32	Most Consecutive:	6
		62	Opp. Serve:	28	GDO:	4	67	Opp. Serve:	35	GLL:	2

NOTES

The "Greatest deficit overcome" only applies when the player ends up winning the game and "Greatest lead lost" only when losing.

LEGEND
GDO Greatest deficit overcome **GLL** Greatest lead lost **Opp.** Opponent's


Tournament Statistics

As of FRI 7 SEP 2012

Statistics		First Round	Quarterfinals	Semifinals	Finals	Total
Team Matches	Total	6	4	2	2	14
	Match Margin: 3:0	2 33%	1 25%	1 50%	2 100%	6 43%
	3:1	1 17%	2 50%			3 21%
	3:2	3 50%	1 25%	1 50%		5 36%
	Invalid Results Mark					
	Duration: Total	11h54min	7h42min	4h0min	2h39min	26h15min
	Longest	2h50min	2h35min	2h53min	1h33min	2h53min
	Shortest	1h14min	1h6min	1h7min	1h6min	1h6min
	Average	1h59min	1h56min	2h0min	1h20min	1h53min
Matches	Total	25	16	8	6	55
	Game Margin: 3:0	8 32%	6 38%	3 38%	3 50%	20 36%
	3:1	8 32%	6 38%	2 25%	3 50%	19 35%
	3:2	9 36%	4 25%	3 38%		16 29%
	Invalid Results Mark					
	Duration: Total	10h16min	6h39min	3h32min	2h21min	22h48min
	Longest	40min	43min	37min	32min	43min
	Shortest	10min	15min	17min	16min	10min
	Average	25min	25min	27min	24min	25min
Games	Total	101	62	32	21	216
	Point Margin 11					
	10	3 3%		1 3%		4 2%
	9	2 2%	1 2%	1 3%	2 10%	6 3%
	8	2 2%	2 3%	2 6%		6 3%
	7	9 9%	4 6%	4 13%	2 10%	19 9%
	6	14 14%	6 10%	3 9%	4 19%	27 13%
	5	8 8%	7 11%	3 9%	3 14%	21 10%
	4	15 15%	9 15%	5 16%	3 14%	32 15%
	3	16 16%	13 21%	4 13%	2 10%	35 16%
	2	32 32%	20 32%	9 28%	5 24%	66 31%
	Invalid Results Mark					
	Duration: Total	8h41min	5h23min	2h50min	1h53min	18h47min
	Longest	10min	11min	8min	9min	11min
	Shortest	2min	3min	3min	3min	2min
	Average	5min	5min	5min	5min	5min
Points	Total	1857	1173	570	377	3977
	per game	18.39	18.92	17.81	17.95	18.41
	Most consecutive won	10	8	10	8	10
	Greatest deficit overcome	6	5	5	3	6
	Longest rally	38	38	17	17	38
	Average rally	5	5	4	4	5

NOTES

The "Greatest deficit overcome" only applies when the player/pair ends up winning the game.



Table Tennis

Men's Team - Class 9-10



Entry List by Event

As of TUE 28 AUG 2012


NPC	Name	Date of Birth
BRA - Brazil	CARBINATTI Carlos	8 AUG 1984
	MICHELL Carlo	10 MAY 1970
	SALMIN Paulo	12 NOV 1993
CHN - People's Republic of China	GE Yang	26 SEP 1985
	LIAN Hao	7 JUN 1995
	LU Xiaolei	27 NOV 1982
	MA Lin	25 DEC 1989
EGY - Egypt	ABDELWAHAB Abdelrahman	2 MAY 1981
	YOUSSEF Sayed	8 MAY 1984
ESP - Spain	CARDONA Jorge	2 NOV 1987
	RUIZ REYES Jose Manuel	16 JUL 1978
FRA - France	BELLAIS Frederic	2 MAR 1983
	BOUVAIS Thomas	29 MAY 1991
	CABESTANY Cedrik	18 FEB 1979
HUN - Hungary	BERECKI Dezso	19 FEB 1982
	CSONKA Andras	27 NOV 1988
MAS - Malaysia	BAKAR Mohamad Azwar	6 AUG 1987
	KOH Zhi Liang	19 JAN 1984
NED - Netherlands	HEIJNEN Tonnie	3 JUN 1967
	LAST Gerben	19 OCT 1985
POL - Poland	CHOJNOWSKI Patryk	5 APR 1990
	POWROZNIAK Sebastian	17 JUL 1987
RUS - Russian Federation	LUKYANOV Pavel	17 AUG 1979
	NOZDRUNOV Iurii	13 DEC 1989
SWE - Sweden	ANDERSSON Fredrik	3 JUL 1980
	KARLSSON Linus	4 JUL 1989
UKR - Ukraine	KUBOV Vadym	14 APR 1983
	SHCHEPANSKYI Yuriy	13 NOV 1983

NOTES

All changes are available in INFO



Draw





Detailed Team Match Results

Egypt (EGY) 2 - 3 Netherlands (NED)

Team Match No : TM9-10(1) Table : 2 Umpires : SHERRATT Derek (GBR) CLARKE Stan (GBR)

Match 1			Match	Game 1	Game 2	Game 3	Game 4	Game 5
A	ABDELWAHAB Abdelrahman	EGY	0	7	5	3		
X	LAST Gerben	NED	3	11	11	11		
Duration of Match 1			13min	4min	4min	4min		

Match 2			Match	Game 1	Game 2	Game 3	Game 4	Game 5
B	YOUSSEF Sayed	EGY	3	11	11	12	11	
Y	HEIJNEN Tonnie	NED	1	9	13	10	8	
Duration of Match 2			24min	4min	6min	5min	5min	

Match 3			Match	Game 1	Game 2	Game 3	Game 4	Game 5
A	ABDELWAHAB Abdelrahman	EGY	3	5	11	6	11	12
Y	HEIJNEN Tonnie	NED	2	11	7	11	8	10
Duration of Match 3			27min	4min	4min	4min	4min	7min

Match 4			Match	Game 1	Game 2	Game 3	Game 4	Game 5
B	YOUSSEF Sayed	EGY	0	4	5	6		
X	LAST Gerben	NED	3	11	11	11		
Duration of Match 4			12min	3min	3min	3min		

Match 5			Match	Game 1	Game 2	Game 3	Game 4	Game 5
	ABDELWAHAB A / YOUSSEF S	EGY	0	8	7	9		
	LAST G / HEIJNEN T	NED	3	11	11	11		
Duration of Match 5			16min	5min	4min	4min		

Duration of Team Match	1h44min
------------------------	---------

Player Statistics	Egypt (EGY)						Netherlands (NED)					
	Match					Team Match	Match					Team Match
	1	2	3	4	5		1	2	3	4	5	
Points won	15	45	45	15	24	144	33	40	47	33	33	186
Biggest lead	1	3	4	1	1	4	8	5	6	8	7	8
Points won on own serve	7	23	27	10	12	79	18	20	23	20	17	98
Points lost on own serve	15	20	24	13	16	88	8	22	18	5	12	65
Most consecutive points won	3	6	4	4	5	6	6	5	4	8	7	8
Greatest deficit overcome	-	4	2	-	-	4	1	2	1	1	1	2

Match/Team Match Statistics	Match					Team Match
	1	2	3	4	5	
Longest rally (strokes)	13	10	18	9	14	18
Average rally	5	4	5	4	4	4

NOTES
The "Greatest deficit overcome" only applies when the player/pair ends up winning the game.

LEGEND
TM Men's Team



Detailed Team Match Results

Egypt (EGY) 2 - 3 Netherlands (NED)

Match 1: ABDELWAHAB Abdelrahman (EGY) 0-3 LAST Gerben (NED)

Match Summary		Match	Game 1	Game 2	Game 3	Game 4	Game 5
ABDELWAHAB Abdelrahman	EGY	0	7	5	3		
LAST Gerben	NED	3	11	11	11		
Duration		13min	4min	4min	4min		

Team Match No : TM9-10(1) Table : 2 Umpires : SHERRATT Derek (GBR) CLARKE Stan (GBR)

Player Statistics	ABDELWAHAB Abdelrahman (EGY)						LAST Gerben (NED)					
	Game					Match	Game					Match
	1	2	3	4	5		1	2	3	4	5	
Points won	7	5	3			15	11	11	11			33
Biggest lead	-	-	1			1	7	6	8			8
Points won on own serve	4	1	2			7	7	4	7			18
Points lost on own serve	4	7	4			15	3	4	1			8
Most consecutive points won	3	1	1			3	6	3	6			6
Greatest deficit overcome	-	-	-			-	-	-	1			1
Handedness/Grip	Right/Shakehand						Right/Shakehand					

Game/Match Statistics	Game					Match
	1	2	3	4	5	
Longest rally (strokes)	13	12	9			13
Average rally	5	6	5			5

Game Progress

1	ABDELWAHAB Abdelrahman (EGY)	0	*0	1	*1	1	*2	4	*5	6	7
	LAST Gerben (NED)	*0	2	*3	5	*7	8	*8	9	*10	11
2	ABDELWAHAB Abdelrahman (EGY)	*0	0	*1	2	*3	3	*4	4	5	
	LAST Gerben (NED)	0	*2	3	*4	5	*7	8	*10	11	
3	ABDELWAHAB Abdelrahman (EGY)	0	*1	1	*1	2	*2	3	3		
	LAST Gerben (NED)	*0	1	*3	5	*6	8	*9	11		

NOTES

"*" denotes server. The "Greatest deficit overcome" only applies when the player ends up winning the game.

LEGEND

TM Men's Team



Detailed Team Match Results

Egypt (EGY) 2 - 3 Netherlands (NED)

Match 2: YOUSSEF Sayed (EGY) 3-1 HEIJNEN Tonnie (NED)

Match Summary		Match	Game 1	Game 2	Game 3	Game 4	Game 5
YOUSSEF Sayed	EGY	3	11	11	12	11	
HEIJNEN Tonnie	NED	1	9	13	10	8	
	Duration	24min	4min	6min	5min	5min	

Team Match No : TM9-10(1) Table : 2 Umpires : SHERRATT Derek (GBR) CLARKE Stan (GBR)

Player Statistics	YOUSSEF Sayed (EGY)						HEIJNEN Tonnie (NED)					
	Game					Match	Game					Match
	1	2	3	4	5		1	2	3	4	5	
Points won	11	11	12	11		45	9	13	10	8		40
Biggest lead	2	2	3	3		3	4	5	3	2		5
Points won on own serve	7	5	5	6		23	6	6	4	4		20
Points lost on own serve	3	7	6	4		20	4	6	7	5		22
Most consecutive points won	3	4	6	5		6	4	5	5	3		5
Greatest deficit overcome	4	-	3	2		4	-	2	-	-		2
Handedness/Grip	Left/Shakehand						Left/Shakehand					

Game/Match Statistics	Game					Match
	1	2	3	4	5	
Longest rally (strokes)	10	9	9	9		10
Average rally	4	4	4	4		4

Game Progress

1	YOUSSEF Sayed (EGY)	0	*1	1	*1	3	*4	5	*6	8	*9	11	HEIJNEN Tonnie (NED)	*0	1	*3	5	*5	6	*7	8	*8	9	9								
2	YOUSSEF Sayed (EGY)	*0	0	*0	1	*3	4	*6	7	*8	10	*10	10	*11	11	11	HEIJNEN Tonnie (NED)	0	*2	4	*5	5	*6	6	*7	8	*8	10	*11	11	*12	13
3	YOUSSEF Sayed (EGY)	0	*1	1	*2	4	*6	7	*7	7	*9	10	*11	12	HEIJNEN Tonnie (NED)	*0	1	*3	4	*4	4	*5	7	*9	9	*10	10	10				
4	YOUSSEF Sayed (EGY)	*0	1	*2	3	*3	5	*7	8	*9	10	11	HEIJNEN Tonnie (NED)	0	*1	2	*3	5	*5	5	*6	7	*8	8								

NOTES

"*" denotes server. The "Greatest deficit overcome" only applies when the player ends up winning the game.

LEGEND

TM Men's Team



Detailed Team Match Results

Egypt (EGY) 2 - 3 Netherlands (NED)

Match 3: **ABDELWAHAB Abdelrahman (EGY)** 3-2 **HEIJNEN Tonnie (NED)**

Match Summary		Match	Game 1	Game 2	Game 3	Game 4	Game 5
ABDELWAHAB Abdelrahman	EGY	3	5	11	6	11	12
HEIJNEN Tonnie	NED	2	11	7	11	8	10
Duration		27min	4min	4min	4min	4min	7min

Team Match No : TM9-10(1) Table : 2 Umpires : SHERRATT Derek (GBR) CLARKE Stan (GBR)

Player Statistics	ABDELWAHAB Abdelrahman (EGY)						HEIJNEN Tonnie (NED)					
	Game					Match	Game					Match
	1	2	3	4	5		1	2	3	4	5	
Points won	5	11	6	11	12	45	11	7	11	8	10	47
Biggest lead	-	4	1	3	2	4	6	-	5	1	2	6
Points won on own serve	3	9	1	6	8	27	6	4	4	4	5	23
Points lost on own serve	5	3	7	4	5	24	2	2	5	5	4	18
Most consecutive points won	1	4	2	3	4	4	3	2	3	3	4	4
Greatest deficit overcome	-	-	-	1	2	2	-	-	1	-	-	1
Handedness/Grip	Right/Shakehand						Left/Shakehand					

Game/Match Statistics	Game					Match
	1	2	3	4	5	
Longest rally (strokes)	12	8	11	18	13	18
Average rally	6	4	5	6	4	5

Game Progress

1	ABDELWAHAB Abdelrahman (EGY)	0	*0	1	*1	2	*3	4	*5	5				
	HEIJNEN Tonnie (NED)	*0	2	*3	5	*6	7	*8	9	11				
2	ABDELWAHAB Abdelrahman (EGY)	*0	2	*3	4	*5	*5	*7	9	*9	11			
	HEIJNEN Tonnie (NED)	0	*0	1	*2	3	5	5	*5	7	7			
3	ABDELWAHAB Abdelrahman (EGY)	0	*1	1	*3	3	*4	5	*6	6	6			
	HEIJNEN Tonnie (NED)	*0	1	*3	3	*5	6	*7	8	*10	11			
4	ABDELWAHAB Abdelrahman (EGY)	*0	1	*2	4	*4	5	*7	8	*9	10	11		
	HEIJNEN Tonnie (NED)	0	*1	2	*2	4	*5	5	*6	7	*8	8		
5	ABDELWAHAB Abdelrahman (EGY)	0	*1	3	*3	3	*4	*5	6	*7	*8	10	*11	12
	HEIJNEN Tonnie (NED)	*0	1	*1	3	*5	6	7	*8	9	10	*10	10	10

NOTES

"*" denotes server. The "Greatest deficit overcome" only applies when the player ends up winning the game.

LEGEND

TM Men's Team



Detailed Team Match Results

Egypt (EGY) **2 - 3** Netherlands (NED)

Match 4: YOUSSEF Sayed (EGY) **0-3** LAST Gerben (NED)

Match Summary		Match	Game 1	Game 2	Game 3	Game 4	Game 5
YOUSSEF Sayed	EGY	0	4	5	6		
LAST Gerben	NED	3	11	11	11		
Duration		12min	3min	3min	3min		

Team Match No : TM9-10(1) Table : 2 Umpires : SHERRATT Derek (GBR) CLARKE Stan (GBR)

Player Statistics	YOUSSEF Sayed (EGY)						LAST Gerben (NED)					
	Game					Match	Game					Match
	1	2	3	4	5		1	2	3	4	5	
Points won	4	5	6			15	11	11	11			33
Biggest lead	-	1	-			1	8	6	5			8
Points won on own serve	2	4	4			10	6	7	7			20
Points lost on own serve	5	4	4			13	2	1	2			5
Most consecutive points won	4	2	3			4	8	7	4			8
Greatest deficit overcome	-	-	-			-	-	1	-			1
Handedness/Grip	Left/Shakehand						Right/Shakehand					

Game/Match Statistics	Game					Match
	1	2	3	4	5	
Longest rally (strokes)	6	8	9			9
Average rally	4	3	4			4

Game Progress

1	YOUSSEF Sayed (EGY)	0	*0	0	*0	0	*2	4	*4	4	
	LAST Gerben (NED)	*0	2	*4	6	*8	8	*8	10	11	
2	YOUSSEF Sayed (EGY)	*0	1	*2	3	*3	3	*3	5	5	
	LAST Gerben (NED)	0	*1	2	*3	5	*7	9	*9	11	
3	YOUSSEF Sayed (EGY)	0	*0	1	*2	3	*3	5	*6	6	6
	LAST Gerben (NED)	*0	2	*3	4	*5	7	*7	8	*10	11

NOTES

"*" denotes server. The "Greatest deficit overcome" only applies when the player ends up winning the game.

LEGEND

TM Men's Team



Detailed Team Match Results

Egypt (EGY) **2 - 3** Netherlands (NED)

Match 5: ABDELWAHAB Abdelrahman (EGY) **0-3** LAST Gerben (NED)
YOUSSEF Sayed HEIJNEN Tonnie

Match Summary		Match	Game 1	Game 2	Game 3	Game 4	Game 5
ABDELWAHAB Abdelrahman / YOUSSEF S	EGY	0	8	7	9		
LAST Gerben / HEIJNEN T	NED	3	11	11	11		
Duration		16min	5min	4min	4min		

Team Match No : TM9-10(1) Table : 2 Umpires : SHERRATT Derek (GBR) CLARKE Stan (GBR)

Player Statistics	ABDELWAHAB A / YOUSSEF S (EGY)						LAST G / HEIJNEN T (NED)					
	Game					Match	Game					Match
	1	2	3	4	5		1	2	3	4	5	
Points won	8	7	9			24	11	11	11			33
Biggest lead	1	-	1			1	3	7	3			7
Points won on own serve	4	3	5			12	5	6	6			17
Points lost on own serve	6	5	5			16	4	4	4			12
Most consecutive points won	3	5	2			5	4	7	4			7
Greatest deficit overcome	-	-	-			-	1	-	1			1
Handedness/Grip	Right/Shakehand - Left/Shakehand						Right/Shakehand - Left/Shakehand					

Game/Match Statistics	Game					Match
	1	2	3	4	5	
Longest rally (strokes)	8	5	14			14
Average rally	4	3	4			4

Game Progress

1	ABDELWAHAB A / YOUSSEF S (EGY)	*-0	1	*-2	2	*-3	5	*-6	6	*-7	8	8
	LAST G / HEIJNEN T (NED)	0	*-1	2	*-4	5	*-5	6	*-8	9	*-10	11
2	ABDELWAHAB A / YOUSSEF S (EGY)	0	*-0	0	*-0	1	*-2	4	*-6	6	7	
	LAST G / HEIJNEN T (NED)	*-0	2	*-4	6	*-7	8	*-8	8	*-10	11	
3	ABDELWAHAB A / YOUSSEF S (EGY)	*-0	1	*-2	3	*-4	5	*-6	7	*-7	8	9
	LAST G / HEIJNEN T (NED)	0	*-1	2	*-3	4	*-5	6	*-7	9	*-10	11

NOTES

"*- " denotes first player of pair is server, "-*" denotes second player of pair is server. The "Greatest deficit overcome" only applies when the pair ends up winning the game.

LEGEND

TM Men's Team



Detailed Team Match Results

Brazil (BRA) 1 - 3 Malaysia (MAS)

Team Match No : TM9-10(2) Table : 4 Umpires : WILLIAMS Jackie (GBR) FOOTE Ben (GBR)

Match 1		Match	Game 1	Game 2	Game 3	Game 4	Game 5
A	SALMIN Paulo	BRA	1	8	6	11	7
X	KOH Zhi Liang	MAS	3	11	11	9	11
Duration of Match 1			28min	5min	5min	6min	5min

Match 2		Match	Game 1	Game 2	Game 3	Game 4	Game 5
B	CARBINATTI Carlos	BRA	3	8	12	11	0
Y	BAKAR Mohamad Azwar	MAS	2	11	10	9	11
Duration of Match 2			31min	5min	6min	5min	3min

Match 3		Match	Game 1	Game 2	Game 3	Game 4	Game 5
A	SALMIN Paulo	BRA	0	4	5	6	
Y	BAKAR Mohamad Azwar	MAS	3	11	11	11	
Duration of Match 3			14min	3min	3min	4min	

Match 4		Match	Game 1	Game 2	Game 3	Game 4	Game 5
B	CARBINATTI Carlos	BRA	2	6	15	8	11
X	KOH Zhi Liang	MAS	3	11	13	11	6
Duration of Match 4			37min	4min	8min	5min	5min

Duration of Team Match	2h4min
------------------------	--------

Player Statistics	Brazil (BRA)					Team Match	Malaysia (MAS)					Team Match
	Match						Match					
	1	2	3	4	5		1	2	3	4	5	
Points won	32	42	15	49		138	42	50	33	52		177
Biggest lead	3	5	1	7		7	5	11	7	5		11
Points won on own serve	15	24	6	27		72	19	28	14	29		90
Points lost on own serve	23	22	19	23		87	17	18	9	22		66
Most consecutive points won	4	4	2	7		7	6	11	6	7		11
Greatest deficit overcome	2	2	-	1		2	1	3	1	5		5

Match/Team Match Statistics	Match					Team Match
	1	2	3	4	5	
Longest rally (strokes)	8	11	15	13		15
Average rally	4	4	4	4		4

NOTES
The "Greatest deficit overcome" only applies when the player/pair ends up winning the game.

LEGEND
TM Men's Team



Detailed Team Match Results

Brazil (BRA) 1 - 3 Malaysia (MAS)

Match 1: SALMIN Paulo (BRA) 1-3 KOH Zhi Liang (MAS)

Match Summary		Match	Game 1	Game 2	Game 3	Game 4	Game 5
SALMIN Paulo	BRA	1	8	6	11	7	
KOH Zhi Liang	MAS	3	11	11	9	11	
Duration		28min	5min	5min	6min	5min	

Team Match No : TM9-10(2) Table : 4 Umpires : WILLIAMS Jackie (GBR) FOOTE Ben (GBR)

Player Statistics	SALMIN Paulo (BRA)						KOH Zhi Liang (MAS)					
	Game					Match	Game					Match
	1	2	3	4	5		1	2	3	4	5	
Points won	8	6	11	7		32	11	11	9	11		42
Biggest lead	1	1	3	-		3	3	5	2	5		5
Points won on own serve	3	3	6	3		15	5	5	5	4		19
Points lost on own serve	6	6	4	7		23	5	3	5	4		17
Most consecutive points won	3	4	4	4		4	3	6	3	5		6
Greatest deficit overcome	-	-	2	-		2	1	1	-	-		1
Handedness/Grip	Right/Shakehand						Left/Shakehand					

Game/Match Statistics	Game					Match
	1	2	3	4	5	
Longest rally (strokes)	6	6	8	7		8
Average rally	3	4	4	3		4

Game Progress

1	SALMIN Paulo (BRA)	0	*1	1	*2	3	*5	5	*6	8	*8	8
	KOH Zhi Liang (MAS)	*0	1	*3	4	*5	5	*7	8	*8	10	11
2	SALMIN Paulo (BRA)	*0	0	*1	3	*4	4	*4	5	*6	6	
	KOH Zhi Liang (MAS)	0	*2	3	*3	4	*6	8	*9	10	11	
3	SALMIN Paulo (BRA)	0	*0	2	*4	4	*6	7	*7	9	*10	11
	KOH Zhi Liang (MAS)	*0	2	*2	2	*4	4	*5	7	*7	8	9
4	SALMIN Paulo (BRA)	*0	0	*0	1	*3	4	*5	5	*6	7	
	KOH Zhi Liang (MAS)	0	*2	4	*5	5	*6	7	*9	10	11	

NOTES

"*" denotes server. The "Greatest deficit overcome" only applies when the player ends up winning the game.

LEGEND

TM Men's Team



Detailed Team Match Results

Brazil (BRA) 1 - 3 Malaysia (MAS)

Match 2: **CARBINATTI Carlos (BRA)** 3-2 **BAKAR Mohamad Azwar (MAS)**

Match Summary		Match	Game 1	Game 2	Game 3	Game 4	Game 5
CARBINATTI Carlos	BRA	3	8	12	11	0	11
BAKAR Mohamad Azwar	MAS	2	11	10	9	11	9
	Duration	31min	5min	6min	5min	3min	6min

Team Match No : TM9-10(2) Table : 4 Umpires : WILLIAMS Jackie (GBR) FOOTE Ben (GBR)

Player Statistics	CARBINATTI Carlos (BRA)						BAKAR Mohamad Azwar (MAS)					
	Game					Match	Game					Match
	1	2	3	4	5		1	2	3	4	5	
Points won	8	12	11	0	11	42	11	10	9	11	9	50
Biggest lead	3	4	5	-	3	5	4	2	1	11	1	11
Points won on own serve	6	6	6	0	6	24	7	5	5	6	5	28
Points lost on own serve	4	5	4	5	4	22	2	6	5	0	5	18
Most consecutive points won	3	4	3	0	4	4	5	3	4	11	2	11
Greatest deficit overcome	-	2	1	-	1	2	3	-	-	-	-	3
Handedness/Grip	Left/Shakehand						Left/Shakehand					

Game/Match Statistics	Game					Match
	1	2	3	4	5	
Longest rally (strokes)	7	10	11	5	10	11
Average rally	4	5	5	3	5	4

Game Progress

1	CARBINATTI Carlos (BRA)	*0	2	*3	3	*3	4	*5	6	*6	8	8		
	BAKAR Mohamad Azwar (MAS)	0	*0	1	*3	5	*6	7	*8	10	*10	11		
2	CARBINATTI Carlos (BRA)	0	*0	2	*3	4	*5	7	*9	9	*10	10	*11	12
	BAKAR Mohamad Azwar (MAS)	*0	2	*2	3	*4	5	*5	5	*7	8	*10	10	10
3	CARBINATTI Carlos (BRA)	*0	1	*2	3	*4	6	*7	9	*10	10	11		
	BAKAR Mohamad Azwar (MAS)	0	*1	2	*3	4	*4	5	*5	6	*8	9		
4	CARBINATTI Carlos (BRA)	0	*0	0	*0	0	*0	0						
	BAKAR Mohamad Azwar (MAS)	*0	2	*4	6	*8	10	11						
5	CARBINATTI Carlos (BRA)	*0	1	*2	3	*4	6	*7	8	*9	10	11		
	BAKAR Mohamad Azwar (MAS)	0	*1	2	*3	4	*4	5	*6	7	*8	9		

NOTES

"*" denotes server. The "Greatest deficit overcome" only applies when the player ends up winning the game.

LEGEND

TM Men's Team



Detailed Team Match Results

Brazil (BRA) 1 - 3 Malaysia (MAS)

Match 3: SALMIN Paulo (BRA) 0-3 BAKAR Mohamad Azwar (MAS)

Match Summary		Match	Game 1	Game 2	Game 3	Game 4	Game 5
SALMIN Paulo	BRA	0	4	5	6		
BAKAR Mohamad Azwar	MAS	3	11	11	11		
Duration		14min	3min	3min	4min		

Team Match No : TM9-10(2) Table : 4 Umpires : WILLIAMS Jackie (GBR) FOOTE Ben (GBR)

Player Statistics	SALMIN Paulo (BRA)						BAKAR Mohamad Azwar (MAS)					
	Game					Match	Game					Match
	1	2	3	4	5		1	2	3	4	5	
Points won	4	5	6			15	11	11	11			33
Biggest lead	-	1	-			1	7	6	5			7
Points won on own serve	2	2	2			6	5	5	4			14
Points lost on own serve	6	6	7			19	2	3	4			9
Most consecutive points won	2	2	2			2	4	6	5			6
Greatest deficit overcome	-	-	-			-	-	1	-			1
Handedness/Grip	Right/Shakehand						Left/Shakehand					

Game/Match Statistics	Game					Match
	1	2	3	4	5	
Longest rally (strokes)	10	15	8			15
Average rally	4	5	4			4

Game Progress

1	SALMIN Paulo (BRA)	*0	1	*1	2	*3	3	*4	4	4	
	BAKAR Mohamad Azwar (MAS)	0	*1	3	*4	5	*7	8	*10	11	
2	SALMIN Paulo (BRA)	0	*1	1	*1	2	*3	4	*5	5	
	BAKAR Mohamad Azwar (MAS)	*0	1	*3	5	*6	7	*8	9	11	
3	SALMIN Paulo (BRA)	*0	0	*2	3	*3	3	*4	5	*6	6
	BAKAR Mohamad Azwar (MAS)	0	*2	2	*3	5	*7	8	*9	10	11

NOTES

"*" denotes server. The "Greatest deficit overcome" only applies when the player ends up winning the game.

LEGEND

TM Men's Team



Detailed Team Match Results

Brazil (BRA) 1 - 3 Malaysia (MAS)

Match 4: CARBINATTI Carlos (BRA) 2-3 KOH Zhi Liang (MAS)

Match Summary		Match	Game 1	Game 2	Game 3	Game 4	Game 5
CARBINATTI Carlos	BRA	2	6	15	8	11	9
KOH Zhi Liang	MAS	3	11	13	11	6	11
Duration		37min	4min	8min	5min	5min	7min

Team Match No : TM9-10(2) Table : 4 Umpires : WILLIAMS Jackie (GBR) FOOTE Ben (GBR)

Player Statistics	CARBINATTI Carlos (BRA)						KOH Zhi Liang (MAS)					
	Game					Match	Game					Match
	1	2	3	4	5		1	2	3	4	5	
Points won	6	15	8	11	9	49	11	13	11	6	11	52
Biggest lead	3	2	1	7	5	7	5	1	3	-	2	5
Points won on own serve	3	9	3	6	6	27	6	8	5	3	7	29
Points lost on own serve	5	5	6	3	4	23	3	6	5	5	3	22
Most consecutive points won	2	3	3	7	3	7	6	3	3	4	7	7
Greatest deficit overcome	-	1	-	-	-	1	3	-	1	-	5	5
Handedness/Grip	Left/Shakehand						Left/Shakehand					

Game/Match Statistics	Game					Match
	1	2	3	4	5	
Longest rally (strokes)	5	12	12	10	13	13
Average rally	3	4	4	5	5	4

Game Progress

1	CARBINATTI Carlos (BRA)	0	*2	3	*4	5	*5	6	*6	6	6								
	KOH Zhi Liang (MAS)	*0	0	*1	2	*3	5	*6	8	*10	11								
2	CARBINATTI Carlos (BRA)	*0	1	*2	4	*4	5	*6	7	*9	9	*10	11	*11	12	*12	13	*13	14
	KOH Zhi Liang (MAS)	0	*1	2	*2	4	*5	6	*7	7	*9	10	*10	11	*11	12	*12	13	*13
		15																	
		13																	
3	CARBINATTI Carlos (BRA)	0	*1	1	*2	3	*5	6	*7	8	*8	8							
	KOH Zhi Liang (MAS)	*0	1	*3	4	*5	5	*6	7	*8	10	11							
4	CARBINATTI Carlos (BRA)	*0	2	*4	6	*7	7	*8	9	*10	11								
	KOH Zhi Liang (MAS)	0	*0	0	*0	1	*3	4	*5	6	6								
5	CARBINATTI Carlos (BRA)	0	*1	3	*4	6	*7	8	*8	8	*8	9							
	KOH Zhi Liang (MAS)	*0	1	*1	2	*2	3	*4	6	*8	10	11							

NOTES
 "*" denotes server. The "Greatest deficit overcome" only applies when the player ends up winning the game.

LEGEND
 TM Men's Team



Detailed Team Match Results

Sweden (SWE) 3 - 2 France (FRA)

Team Match No : TM9-10(3) Table : 6 Umpires : EIKMANS Angelo (NED) LEE Soon-Ju (KOR)

Match 1			Match	Game 1	Game 2	Game 3	Game 4	Game 5
A	KARLSSON Linus	SWE	0	7	3	6		
X	BOUVAIS Thomas	FRA	3	11	11	11		
Duration of Match 1			17min	5min	4min	4min		

Match 2			Match	Game 1	Game 2	Game 3	Game 4	Game 5
B	ANDERSSON Fredrik	SWE	3	11	4	9	11	11
Y	CABESTANY Cedrik	FRA	2	4	11	11	9	3
Duration of Match 2			34min	4min	4min	6min	6min	4min

Match 3			Match	Game 1	Game 2	Game 3	Game 4	Game 5
A	KARLSSON Linus	SWE	1	6	11	9	9	
Y	CABESTANY Cedrik	FRA	3	11	8	11	11	
Duration of Match 3			26min	5min	5min	5min	6min	

Match 4			Match	Game 1	Game 2	Game 3	Game 4	Game 5
B	ANDERSSON Fredrik	SWE	3	12	13	11		
X	BOUVAIS Thomas	FRA	0	10	11	5		
Duration of Match 4			22min	6min	7min	5min		

Match 5			Match	Game 1	Game 2	Game 3	Game 4	Game 5
	KARLSSON L / ANDERSSON F	SWE	3	11	11	11		
	BOUVAIS T / CABESTANY C	FRA	0	5	7	6		
Duration of Match 5			19min	4min	6min	5min		

Duration of Team Match	2h22min
------------------------	---------

Player Statistics	Sweden (SWE)						France (FRA)					
	Match					Team Match	Match					Team Match
	1	2	3	4	5		1	2	3	4	5	
Points won	16	46	35	36	33	166	33	38	41	26	18	156
Biggest lead	1	8	5	6	6	8	8	7	5	3	2	8
Points won on own serve	9	25	20	23	18	95	18	20	23	18	10	89
Points lost on own serve	15	18	18	8	8	67	7	21	15	13	15	71
Most consecutive points won	3	6	5	8	7	8	9	5	4	5	3	9
Greatest deficit overcome	-	3	1	3	2	3	1	1	3	-	-	3

Match/Team Match Statistics	Match					Team Match
	1	2	3	4	5	
Longest rally (strokes)	17	13	21	19	11	21
Average rally	5	5	6	4	4	5

NOTES
The "Greatest deficit overcome" only applies when the player/pair ends up winning the game.

LEGEND
TM Men's Team



Detailed Team Match Results

Sweden (SWE) 3 - 2 France (FRA)

Match 1: KARLSSON Linus (SWE) **0-3** BOUVAIS Thomas (FRA)

Match Summary		Match	Game 1	Game 2	Game 3	Game 4	Game 5
KARLSSON Linus	SWE	0	7	3	6		
BOUVAIS Thomas	FRA	3	11	11	11		
Duration		17min	5min	4min	4min		

Team Match No : TM9-10(3) Table : 6 Umpires : EIKMANS Angelo (NED) LEE Soon-Ju (KOR)

Player Statistics	KARLSSON Linus (SWE)						BOUVAIS Thomas (FRA)					
	Game					Match	Game					Match
	1	2	3	4	5		1	2	3	4	5	
Points won	7	3	6			16	11	11	11			33
Biggest lead	-	1	1			1	4	8	5			8
Points won on own serve	4	2	3			9	7	5	6			18
Points lost on own serve	4	6	5			15	3	1	3			7
Most consecutive points won	2	1	3			3	3	9	5			9
Greatest deficit overcome	-	-	-			-	-	1	1			1
Handedness/Grip	Right/Shakehand						Right/Shakehand					

Game/Match Statistics	Game					Match
	1	2	3	4	5	
Longest rally (strokes)	17	13	9			17
Average rally	4	6	4			5

Game Progress

1	KARLSSON Linus (SWE)	0	*1	2	*3	4	*4	5	*6	7	7
	BOUVAIS Thomas (FRA)	*0	1	*2	3	*4	6	*7	8	*9	11
2	KARLSSON Linus (SWE)	*0	1	*2	3	*3	3	*3	3		3
	BOUVAIS Thomas (FRA)	0	*1	2	*3	5	*7	9	11		
3	KARLSSON Linus (SWE)	0	*1	1	*1	3	*4	4	*5	6	6
	BOUVAIS Thomas (FRA)	*0	1	*3	5	*5	6	*8	9	*10	11

NOTES
 "*" denotes server. The "Greatest deficit overcome" only applies when the player ends up winning the game.

LEGEND
 TM Men's Team





Detailed Team Match Results

Sweden (SWE) 3 - 2 France (FRA)

Match 2: **ANDERSSON Fredrik (SWE)** 3-2 **CABESTANY Cedrik (FRA)**

Match Summary		Match	Game 1	Game 2	Game 3	Game 4	Game 5
ANDERSSON Fredrik	SWE	3	11	4	9	11	11
CABESTANY Cedrik	FRA	2	4	11	11	9	3
	Duration	34min	4min	4min	6min	6min	4min

Team Match No : TM9-10(3) Table : 6 Umpires : EIKMANS Angelo (NED) LEE Soon-Ju (KOR)

Player Statistics	ANDERSSON Fredrik (SWE)						CABESTANY Cedrik (FRA)					
	Game					Match	Game					Match
	1	2	3	4	5		1	2	3	4	5	
Points won	11	4	9	11	11	46	4	11	11	9	3	38
Biggest lead	7	-	1	3	8	8	-	7	5	3	-	7
Points won on own serve	6	1	5	6	7	25	2	5	6	5	2	20
Points lost on own serve	2	6	5	4	1	18	5	3	4	5	4	21
Most consecutive points won	5	1	5	6	5	6	2	3	5	3	2	5
Greatest deficit overcome	-	-	-	3	-	3	-	-	1	-	-	1
Handedness/Grip	Left/Shakehand						Right/Shakehand					

Game/Match Statistics	Game					Match
	1	2	3	4	5	
Longest rally (strokes)	11	13	10	9	12	13
Average rally	5	5	5	5	5	5

Game Progress

1	ANDERSSON Fredrik (SWE)	*0	1	*3	5	*6	7	*8	10	11		
	CABESTANY Cedrik (FRA)	0	*1	1	*1	2	*3	4	*4	4		
2	ANDERSSON Fredrik (SWE)	0	*0	1	*2	2	*3	3	*4	4		
	CABESTANY Cedrik (FRA)	*0	2	*3	4	*6	7	*9	10	11		
3	ANDERSSON Fredrik (SWE)	*0	1	*1	1	*2	3	*4	6	*8	9	9
	CABESTANY Cedrik (FRA)	0	*1	3	*5	6	*7	8	*8	8	*9	11
4	ANDERSSON Fredrik (SWE)	0	*1	1	*2	4	*6	7	*8	9	*9	11
	CABESTANY Cedrik (FRA)	*0	1	*3	4	*4	4	*5	6	*7	9	9
5	ANDERSSON Fredrik (SWE)	*0	2	*4	5	*6	8	*9	11			
	CABESTANY Cedrik (FRA)	0	*0	0	*1	2	*2	3	3			

NOTES

"*" denotes server. The "Greatest deficit overcome" only applies when the player ends up winning the game.

LEGEND

TM Men's Team



Detailed Team Match Results

Sweden (SWE) 3 - 2 France (FRA)

Match 3: KARLSSON Linus (SWE) 1-3 CABESTANY Cedrik (FRA)

Match Summary		Match	Game 1	Game 2	Game 3	Game 4	Game 5
KARLSSON Linus	SWE	1	6	11	9	9	
CABESTANY Cedrik	FRA	3	11	8	11	11	
Duration		26min	5min	5min	5min	6min	

Team Match No : TM9-10(3) Table : 6 Umpires : EIKMANS Angelo (NED) LEE Soon-Ju (KOR)

Player Statistics	KARLSSON Linus (SWE)						CABESTANY Cedrik (FRA)					
	Game					Match	Game					Match
	1	2	3	4	5		1	2	3	4	5	
Points won	6	11	9	9		35	11	8	11	11		41
Biggest lead	-	5	1	3		5	5	1	3	2		5
Points won on own serve	4	6	4	6		20	6	5	5	7		23
Points lost on own serve	5	3	6	4		18	2	5	5	3		15
Most consecutive points won	2	5	3	5		5	4	3	3	4		4
Greatest deficit overcome	-	1	-	-		1	-	-	1	3		3
Handedness/Grip	Right/Shakehand						Right/Shakehand					

Game/Match Statistics	Game					Match
	1	2	3	4	5	
Longest rally (strokes)	12	21	16	16		21
Average rally	6	7	5	7		6

Game Progress

1	KARLSSON Linus (SWE)	*0	0	*0	2	*3	4	*4	5	*6	6	
	CABESTANY Cedrik (FRA)	0	*2	4	*4	5	*6	8	*9	10	11	
2	KARLSSON Linus (SWE)	0	*2	3	*3	4	*6	8	*9	10	*10	11
	CABESTANY Cedrik (FRA)	*0	0	*1	3	*4	4	*4	5	*6	8	8
3	KARLSSON Linus (SWE)	*0	0	*1	2	*3	4	*6	7	*8	9	9
	CABESTANY Cedrik (FRA)	0	*2	3	*4	5	*6	6	*7	8	*9	11
4	KARLSSON Linus (SWE)	0	*0	2	*4	5	*5	6	*7	9	*9	9
	CABESTANY Cedrik (FRA)	*0	2	*2	2	*3	5	*6	7	*7	9	11

NOTES

"*" denotes server. The "Greatest deficit overcome" only applies when the player ends up winning the game.

LEGEND

TM Men's Team



Detailed Team Match Results

Sweden (SWE) 3 - 2 France (FRA)

Match 4: **ANDERSSON Fredrik (SWE)** 3-0 **BOUVAIS Thomas (FRA)**

Match Summary		Match	Game 1	Game 2	Game 3	Game 4	Game 5
ANDERSSON Fredrik	SWE	3	12	13	11		
BOUVAIS Thomas	FRA	0	10	11	5		
	Duration	22min	6min	7min	5min		

Team Match No : TM9-10(3) Table : 6 Umpires : EIKMANS Angelo (NED) LEE Soon-Ju (KOR)

Player Statistics	ANDERSSON Fredrik (SWE)						BOUVAIS Thomas (FRA)					
	Game					Match	Game					Match
	1	2	3	4	5		1	2	3	4	5	
Points won	12	13	11			36	10	11	5			26
Biggest lead	4	5	6			6	2	3	1			3
Points won on own serve	8	8	7			23	7	7	4			18
Points lost on own serve	3	4	1			8	4	5	4			13
Most consecutive points won	4	8	4			8	3	5	2			5
Greatest deficit overcome	2	3	1			3	-	-	-			-
Handedness/Grip	Left/Shakehand						Right/Shakehand					

Game/Match Statistics	Game					Match
	1	2	3	4	5	
Longest rally (strokes)	10	9	19			19
Average rally	4	4	5			4

Game Progress

1	ANDERSSON Fredrik (SWE)	0	*2	4	*5	6	*6	7	*7	8	*8	10	*11	12		
	BOUVAIS Thomas (FRA)	*0	0	*0	1	*2	4	*5	7	*8	10	*10	10	10		
2	ANDERSSON Fredrik (SWE)	*0	2	*2	2	*3	5	*7	9	*10	10	*10	11	*11	12	13
	BOUVAIS Thomas (FRA)	0	*0	2	*4	5	*5	5	*5	6	*8	10	*10	11	*11	11
3	ANDERSSON Fredrik (SWE)	0	*1	3	*4	6	*6	8	*10	11						
	BOUVAIS Thomas (FRA)	*0	1	*1	2	*2	4	*4	4	5						

NOTES

"*" denotes server. The "Greatest deficit overcome" only applies when the player ends up winning the game.

LEGEND

TM Men's Team



Detailed Team Match Results

Sweden (SWE) 3 - 2 France (FRA)

Match 5: **KARLSSON Linus (SWE)** 3-0 **BOUVAIS Thomas (FRA)**
ANDERSSON Fredrik CABESTANY Cedrik

Match Summary		Match	Game 1	Game 2	Game 3	Game 4	Game 5
KARLSSON Linus / ANDERSSON F	SWE	3	11	11	11		
BOUVAIS Thomas / CABESTANY C	FRA	0	5	7	6		
	Duration	19min	4min	6min	5min		

Team Match No : TM9-10(3) Table : 6 Umpires : EIKMANS Angelo (NED) LEE Soon-Ju (KOR)

Player Statistics	KARLSSON L / ANDERSSON F (SWE)						BOUVAIS T / CABESTANY C (FRA)					
	Game					Match	Game					Match
	1	2	3	4	5		1	2	3	4	5	
Points won	11	11	11			33	5	7	6			18
Biggest lead	6	5	5			6	1	2	2			2
Points won on own serve	5	6	7			18	2	3	5			10
Points lost on own serve	3	4	1			8	6	5	4			15
Most consecutive points won	5	7	3			7	2	3	2			3
Greatest deficit overcome	1	2	2			2	-	-	-			-
Handedness/Grip	Right/Shakehand - Left/Shakehand						Right/Shakehand - Right/Shakehand					

Game/Match Statistics	Game					Match
	1	2	3	4	5	
Longest rally (strokes)	8	11	8			11
Average rally	4	5	4			4

Game Progress

1	KARLSSON L / ANDERSSON F (SWE)	0	*-1	2	*-4	5	*-6	8	*-10	11	
	BOUVAIS T / CABESTANY C (FRA)	*-0	1	*-2	2	*-3	4	*-4	4	5	
2	KARLSSON L / ANDERSSON F (SWE)	*-0	0	*-2	4	*-6	7	*-7	8	*-9	11
	BOUVAIS T / CABESTANY C (FRA)	0	*-2	2	*-2	2	*-3	5	*-6	7	7
3	KARLSSON L / ANDERSSON F (SWE)	0	*-0	1	*-2	4	*-5	7	*-8	10	11
	BOUVAIS T / CABESTANY C (FRA)	*-0	2	*-3	4	*-4	5	*-5	6	*-6	6

NOTES

"*- " denotes first player of pair is server, "-*" denotes second player of pair is server. The "Greatest deficit overcome" only applies when the pair ends up winning the game.

LEGEND

TM Men's Team



Detailed Team Match Results

Russian Federation (RUS) 2 - 3 Hungary (HUN)

Team Match No : TM9-10(4) Table : 8 Umpires : REID Lynda (GBR) PAYNE Michael (GBR)

Match 1			Match	Game 1	Game 2	Game 3	Game 4	Game 5
A	LUKYANOV Pavel	RUS	3	12	12	11		
X	BERECKI Dezso	HUN	0	10	10	8		
Duration of Match 1			19min	6min	4min	5min		

Match 2			Match	Game 1	Game 2	Game 3	Game 4	Game 5
B	NOZDRUNOV Iurii	RUS	2	8	11	11	9	5
Y	CSONKA Andras	HUN	3	11	4	7	11	11
Duration of Match 2			27min	4min	3min	4min	5min	4min

Match 3			Match	Game 1	Game 2	Game 3	Game 4	Game 5
A	LUKYANOV Pavel	RUS	3	11	12	11		
Y	CSONKA Andras	HUN	0	6	10	5		
Duration of Match 3			17min	4min	6min	4min		

Match 4			Match	Game 1	Game 2	Game 3	Game 4	Game 5
B	NOZDRUNOV Iurii	RUS	0	8	5	7		
X	BERECKI Dezso	HUN	3	11	11	11		
Duration of Match 4			17min	4min	3min	4min		

Match 5			Match	Game 1	Game 2	Game 3	Game 4	Game 5
	LUKYANOV P / NOZDRUNOV I	RUS	2	12	9	13	12	9
	BERECKI D / CSONKA A	HUN	3	10	11	11	14	11
Duration of Match 5			38min	5min	5min	7min	7min	8min

Duration of Team Match	2h14min
------------------------	---------

Player Statistics	Russian Federation (RUS)						Hungary (HUN)					
	Match					Team Match	Match					Team Match
	1	2	3	4	5		1	2	3	4	5	
Points won	35	44	34	20	55	188	28	44	21	33	57	183
Biggest lead	6	7	6	1	3	7	2	6	5	7	4	7
Points won on own serve	18	22	17	8	28	93	16	23	11	16	29	95
Points lost on own serve	12	21	10	17	28	88	17	22	17	12	27	95
Most consecutive points won	4	8	6	4	5	8	4	5	4	4	4	5
Greatest deficit overcome	2	1	5	-	4	5	-	2	-	1	3	3

Match/Team Match Statistics	Match					Team Match
	1	2	3	4	5	
Longest rally (strokes)	15	10	13	11	12	15
Average rally	3	4	3	4	4	3

NOTES
The "Greatest deficit overcome" only applies when the player/pair ends up winning the game.

LEGEND
TM Men's Team



Detailed Team Match Results

Russian Federation (RUS) **2 - 3** Hungary (HUN)

Match 1: **LUKYANOV Pavel (RUS)** **3-0** **BERECKI Dezso (HUN)**

Match Summary		Match	Game 1	Game 2	Game 3	Game 4	Game 5
LUKYANOV Pavel	RUS	3	12	12	11		
BERECKI Dezso	HUN	0	10	10	8		
	Duration	19min	6min	4min	5min		

Team Match No : TM9-10(4) Table : 8 Umpires : REID Lynda (GBR) PAYNE Michael (GBR)

Player Statistics	LUKYANOV Pavel (RUS)						BERECKI Dezso (HUN)					
	Game					Match	Game					Match
	1	2	3	4	5		1	2	3	4	5	
Points won	12	12	11			35	10	10	8			28
Biggest lead	6	2	3			6	1	2	2			2
Points won on own serve	7	7	4			18	6	6	4			16
Points lost on own serve	4	4	4			12	5	5	7			17
Most consecutive points won	4	4	4			4	4	4	2			4
Greatest deficit overcome	1	2	2			2	-	-	-			-
Handedness/Grip	Left/Shakehand						Right/Shakehand					

Game/Match Statistics	Game					Match
	1	2	3	4	5	
Longest rally (strokes)	15	7	5			15
Average rally	3	3	3			3

Game Progress

1	LUKYANOV Pavel (RUS)	0	*2	4	*5	7	*7	7	*8	9	*9	10	*11	12
	BERECKI Dezso (HUN)	*0	0	*0	1	*1	3	*5	6	*7	9	*10	10	10
2	LUKYANOV Pavel (RUS)	*0	1	*2	4	*4	4	*6	8	*8	9	*10	11	12
	BERECKI Dezso (HUN)	0	*1	2	*2	4	*6	6	*6	8	*9	10	*10	10
3	LUKYANOV Pavel (RUS)	0	*0	1	*2	3	*4	5	*7	8	10	11	11	
	BERECKI Dezso (HUN)	*0	2	*3	4	*5	6	*7	7	*8	*8	*8	9	

NOTES

"*" denotes server. The "Greatest deficit overcome" only applies when the player ends up winning the game.

LEGEND

TM Men's Team



Detailed Team Match Results

Russian Federation (RUS) 2 - 3 Hungary (HUN)

Match 2: NOZDRUNOV Iurii (RUS) 2-3 CSONKA Andras (HUN)

Match Summary		Match	Game 1	Game 2	Game 3	Game 4	Game 5
NOZDRUNOV Iurii	RUS	2	8	11	11	9	5
CSONKA Andras	HUN	3	11	4	7	11	11
	Duration	27min	4min	3min	4min	5min	4min

Team Match No : TM9-10(4) Table : 8 Umpires : REID Lynda (GBR) PAYNE Michael (GBR)

Player Statistics	NOZDRUNOV Iurii (RUS)						CSONKA Andras (HUN)					
	Game					Match	Game					Match
	1	2	3	4	5		1	2	3	4	5	
Points won	8	11	11	9	5	44	11	4	7	11	11	44
Biggest lead	-	7	4	2	-	7	3	1	1	4	6	6
Points won on own serve	5	6	4	5	2	22	7	2	3	6	5	23
Points lost on own serve	4	2	4	5	6	21	3	5	7	4	3	22
Most consecutive points won	2	8	3	4	2	8	2	2	2	4	5	5
Greatest deficit overcome	-	1	1	-	-	1	-	-	-	2	-	2
Handedness/Grip	Right/Shakehand						Left/Shakehand					

Game/Match Statistics	Game					Match
	1	2	3	4	5	
Longest rally (strokes)	9	6	9	6	10	10
Average rally	4	3	4	4	4	4

Game Progress

1	NOZDRUNOV Iurii (RUS)	0	*1	2	*2	4	*5	6	*6	7	*8	8
	CSONKA Andras (HUN)	*0	1	*2	4	*4	5	*6	8	*9	10	11
2	NOZDRUNOV Iurii (RUS)	*0	1	*2	3	*4	6	*8	10	11		
	CSONKA Andras (HUN)	0	*1	2	*3	4	*4	4	*4	4		
3	NOZDRUNOV Iurii (RUS)	0	*1	2	*3	5	*6	7	*9	9	11	
	CSONKA Andras (HUN)	*0	1	*2	3	*3	4	*5	5	*7	7	
4	NOZDRUNOV Iurii (RUS)	*0	1	*3	3	*3	4	*4	6	*8	9	9
	CSONKA Andras (HUN)	0	*1	1	*3	5	*6	8	*8	8	*9	11
5	NOZDRUNOV Iurii (RUS)	0	*0	0	*1	1	*3	4	*4	5		
	CSONKA Andras (HUN)	*0	2	*4	5	*7	7	*8	10	11		

NOTES

"*" denotes server. The "Greatest deficit overcome" only applies when the player ends up winning the game.

LEGEND

TM Men's Team



Detailed Team Match Results

Russian Federation (RUS) **2 - 3** Hungary (HUN)

Match 3: **LUKYANOV Pavel (RUS)** **3-0** **CSONKA Andras (HUN)**

Match Summary		Match	Game 1	Game 2	Game 3	Game 4	Game 5
LUKYANOV Pavel	RUS	3	11	12	11		
CSONKA Andras	HUN	0	6	10	5		
Duration		17min	4min	6min	4min		

Team Match No : TM9-10(4) Table : 8 Umpires : REID Lynda (GBR) PAYNE Michael (GBR)

Player Statistics	LUKYANOV Pavel (RUS)						CSONKA Andras (HUN)					
	Game					Match	Game					Match
	1	2	3	4	5		1	2	3	4	5	
Points won	11	12	11			34	6	10	5			21
Biggest lead	5	2	6			6	1	5	-			5
Points won on own serve	5	5	7			17	3	4	4			11
Points lost on own serve	3	6	1			10	6	7	4			17
Most consecutive points won	6	6	5			6	2	4	3			4
Greatest deficit overcome	1	5	-			5	-	-	-			-
Handedness/Grip	Left/Shakehand						Left/Shakehand					

Game/Match Statistics	Game					Match
	1	2	3	4	5	
Longest rally (strokes)	8	7	13			13
Average rally	3	3	4			3

Game Progress

1	LUKYANOV Pavel (RUS)	0	*1	2	*3	4	*6	8	*9	10	11			
	CSONKA Andras (HUN)	*0	1	*2	3	*4	4	*4	5	*6	6			
2	LUKYANOV Pavel (RUS)	*0	0	*2	2	*2	3	*4	5	*6	8	*10	11	12
	CSONKA Andras (HUN)	0	*2	2	*4	6	*7	8	*9	10	*10	10	*10	10
3	LUKYANOV Pavel (RUS)	0	*2	4	*4	5	*7	9	*9	11				
	CSONKA Andras (HUN)	*0	0	*0	2	*3	3	*3	5	5				

NOTES

"*" denotes server. The "Greatest deficit overcome" only applies when the player ends up winning the game.

LEGEND

TM Men's Team



Detailed Team Match Results

Russian Federation (RUS) **2 - 3** Hungary (HUN)

Match 4: NOZDRUNOV Iurii (RUS) **0-3** BERECKI Dezso (HUN)

Match Summary		Match	Game 1	Game 2	Game 3	Game 4	Game 5
NOZDRUNOV Iurii	RUS	0	8	5	7		
BERECKI Dezso	HUN	3	11	11	11		
Duration		17min	4min	3min	4min		

Team Match No : TM9-10(4) Table : 8 Umpires : REID Lynda (GBR) PAYNE Michael (GBR)

Player Statistics	NOZDRUNOV Iurii (RUS)						BERECKI Dezso (HUN)					
	Game					Match	Game					Match
	1	2	3	4	5		1	2	3	4	5	
Points won	8	5	7			20	11	11	11			33
Biggest lead	1	-	-			1	3	7	4			7
Points won on own serve	4	1	3			8	6	4	6			16
Points lost on own serve	5	7	5			17	4	4	4			12
Most consecutive points won	4	2	2			4	3	4	4			4
Greatest deficit overcome	-	-	-			-	1	-	-			1
Handedness/Grip	Right/Shakehand						Right/Shakehand					

Game/Match Statistics	Game					Match
	1	2	3	4	5	
Longest rally (strokes)	6	6	11			11
Average rally	3	4	4			4

Game Progress

1	NOZDRUNOV Iurii (RUS)	0	*0	1	*2	3	*4	6	*7	7	*8	8
	BERECKI Dezso (HUN)	*0	2	*3	4	*5	6	*6	7	*9	10	11
2	NOZDRUNOV Iurii (RUS)	*0	0	*1	1	*2	2	*3	4	5		
	BERECKI Dezso (HUN)	0	*2	3	*5	6	*8	9	*10	11		
3	NOZDRUNOV Iurii (RUS)	0	*0	0	*2	2	*4	5	*5	7	7	
	BERECKI Dezso (HUN)	*0	2	*4	4	*6	6	*7	9	*9	11	

NOTES

"*" denotes server. The "Greatest deficit overcome" only applies when the player ends up winning the game.

LEGEND

TM Men's Team



Detailed Team Match Results

Russian Federation (RUS) **2 - 3** Hungary (HUN)

Match 5: LUKYANOV Pavel (RUS) **2-3** BERECKI Dezso (HUN)
NOZDRUNOV Iurii **CSONKA Andras**

Match Summary		Match	Game 1	Game 2	Game 3	Game 4	Game 5
LUKYANOV Pavel / NOZDRUNOV I	RUS	2	12	9	13	12	9
BERECKI Dezso / CSONKA A	HUN	3	10	11	11	14	11
Duration		38min	5min	5min	7min	7min	8min

Team Match No : TM9-10(4) Table : 8 Umpires : REID Lynda (GBR) PAYNE Michael (GBR)

Player Statistics	LUKYANOV P / NOZDRUNOV I (RUS)						BERECKI D / CSONKA A (HUN)					
	Game					Match	Game					Match
	1	2	3	4	5		1	2	3	4	5	
Points won	12	9	13	12	9	55	10	11	11	14	11	57
Biggest lead	2	-	3	3	1	3	4	4	3	2	4	4
Points won on own serve	8	3	5	8	4	28	7	4	4	9	5	29
Points lost on own serve	3	7	7	5	6	28	4	6	8	4	5	27
Most consecutive points won	5	4	5	4	3	5	3	4	3	4	4	4
Greatest deficit overcome	4	-	3	-	-	4	-	-	-	3	1	3
Handedness/Grip	Left/Shakehand - Right/Shakehand						Right/Shakehand - Left/Shakehand					

Game/Match Statistics	Game					Match
	1	2	3	4	5	
Longest rally (strokes)	12	7	9	6	11	12
Average rally	4	4	3	4	4	4

Game Progress

1	LUKYANOV P / NOZDRUNOV I (RUS)	0	*-0	1	*-1	3	*-4	6	*-7	7	*-8	10	*-11	12				
	BERECKI D / CSONKA A (HUN)	*-0	2	*-3	5	*-5	6	*-6	7	*-9	10	*-10	10	10				
2	LUKYANOV P / NOZDRUNOV I (RUS)	*-0	0	*-1	1	*-3	5	*-5	5	*-7	8	9	9					
	BERECKI D / CSONKA A (HUN)	0	*-2	3	*-5	5	*-5	7	*-9	9	*-10	11	11					
3	LUKYANOV P / NOZDRUNOV I (RUS)	0	*-1	1	*-2	4	*-6	7	*-8	8	*-10	10	*-10	11	*-12	13		
	BERECKI D / CSONKA A (HUN)	*-0	1	*-3	4	*-4	4	*-5	6	*-8	8	*-10	11	*-11	11	11		
4	LUKYANOV P / NOZDRUNOV I (RUS)	*-0	1	*-2	4	*-5	6	*-6	7	*-9	10	*-10	11	*-11	12	*-12	12	12
	BERECKI D / CSONKA A (HUN)	0	*-1	2	*-2	3	*-4	6	*-7	7	*-8	10	*-10	11	*-11	12	*-13	14
5	LUKYANOV P / NOZDRUNOV I (RUS)	0	*-1	2	*-2	3	*-5	5	*-5	6	*-8	9	9					
	BERECKI D / CSONKA A (HUN)	*-0	1	*-2	4	*-5	5	*-7	9	*-10	10	11	11					

NOTES

"*- " denotes first player of pair is server, "-*" denotes second player of pair is server. The "Greatest deficit overcome" only applies when the pair ends up winning the game.

LEGEND

TM Men's Team



Detailed Team Match Results

Netherlands (NED) 0 - 3 People's Republic of China (CHN)

Team Match No : TM9-10(9) Table : 2 Umpires : DEMARIO Leonor (BRA) EDWARDS David (GBR)

Match 1			Match	Game 1	Game 2	Game 3	Game 4	Game 5
A	LAST Gerben	NED	0	4	9	6		
X	MA Lin	CHN	3	11	11	11		
Duration of Match 1			15min	3min	6min	4min		

Match 2			Match	Game 1	Game 2	Game 3	Game 4	Game 5
B	HEIJNEN Tonnie	NED	0	4	3	2		
Y	GE Yang	CHN	3	11	11	11		
Duration of Match 2			13min	4min	4min	4min		

Match 3			Match	Game 1	Game 2	Game 3	Game 4	Game 5
A	LAST Gerben	NED	0	9	3	4		
Y	GE Yang	CHN	3	11	11	11		
Duration of Match 3			15min	5min	4min	4min		

Duration of Team Match	49min
------------------------	-------

Player Statistics	Netherlands (NED)					Team Match	People's Republic of China (CHN)					Team Match
	Match						Match					
	1	2	3	4	5		1	2	3	4	5	
Points won	19	9	16			44	33	33	33			99
Biggest lead	4	1	3			4	8	10	8			10
Points won on own serve	11	6	7			24	17	18	15			50
Points lost on own serve	16	15	18			49	8	3	9			20
Most consecutive points won	4	3	4			4	6	10	10			10
Greatest deficit overcome	-	-	-			-	4	1	3			4

Match/Team Match Statistics	Match					Team Match
	1	2	3	4	5	
Longest rally (strokes)	12	8	15			15
Average rally	4	3	4			4

NOTES
The "Greatest deficit overcome" only applies when the player/pair ends up winning the game.

LEGEND
TM Men's Team



Detailed Team Match Results

Netherlands (NED) **0 - 3** People's Republic of China (CHN)

Match 1: LAST Gerben (NED) **0-3** MA Lin (CHN)

Match Summary		Match	Game 1	Game 2	Game 3	Game 4	Game 5
LAST Gerben	NED	0	4	9	6		
MA Lin	CHN	3	11	11	11		
Duration		15min	3min	6min	4min		

Team Match No : TM9-10(9) Table : 2 Umpires : DEMARIO Leonor (BRA) EDWARDS David (GBR)

Player Statistics	LAST Gerben (NED)						MA Lin (CHN)					
	Game					Match	Game					Match
	1	2	3	4	5		1	2	3	4	5	
Points won	4	9	6			19	11	11	11			33
Biggest lead	-	4	1			4	7	2	8			8
Points won on own serve	3	5	3			11	6	6	5			17
Points lost on own serve	5	5	6			16	1	4	3			8
Most consecutive points won	1	3	4			4	4	6	5			6
Greatest deficit overcome	-	-	-			-	-	4	1			4
Handedness/Grip	Right/Shakehand						Left/Shakehand					

Game/Match Statistics	Game					Match
	1	2	3	4	5	
Longest rally (strokes)	7	12	8			12
Average rally	3	5	4			4

Game Progress

1	LAST Gerben (NED)	*0	0	*1	2	*2	3	*3	4	4		
	MA Lin (CHN)	0	*2	3	*4	6	*7	9	*10	11		
2	LAST Gerben (NED)	0	*1	3	*4	5	*7	8	*8	8	*8	9
	MA Lin (CHN)	*0	1	*1	2	*3	3	*4	6	*8	10	11
3	LAST Gerben (NED)	*0	1	*1	1	*2	2	*2	4	*6	6	
	MA Lin (CHN)	0	*1	3	*5	6	*8	10	*10	10	11	

NOTES

"*" denotes server. The "Greatest deficit overcome" only applies when the player ends up winning the game.

LEGEND

TM Men's Team



Detailed Team Match Results

Netherlands (NED) **0 - 3** People's Republic of China (CHN)

Match 2: HEIJNEN Tonnie (NED) **0-3** GE Yang (CHN)

Match Summary		Match	Game 1	Game 2	Game 3	Game 4	Game 5
HEIJNEN Tonnie	NED	0	4	3	2		
GE Yang	CHN	3	11	11	11		
Duration		13min	4min	4min	4min		

Team Match No : TM9-10(9) Table : 2 Umpires : DEMARIO Leonor (BRA) EDWARDS David (GBR)

Player Statistics	HEIJNEN Tonnie (NED)						GE Yang (CHN)					
	Game					Match	Game					Match
	1	2	3	4	5		1	2	3	4	5	
Points won	4	3	2			9	11	11	11			33
Biggest lead	-	-	1			1	7	10	9			10
Points won on own serve	2	2	2			6	5	7	6			18
Points lost on own serve	6	4	5			15	2	1	0			3
Most consecutive points won	1	3	1			3	5	10	8			10
Greatest deficit overcome	-	-	-			-	-	-	1			1
Handedness/Grip	Left/Shakehand						Left/Shakehand					

Game/Match Statistics	Game					Match
	1	2	3	4	5	
Longest rally (strokes)	8	5	5			8
Average rally	3	3	4			3

Game Progress

1	HEIJNEN Tonnie (NED)	*0	0	*1	1	*1	2	*3	4	4
	GE Yang (CHN)	0	*2	3	*5	7	*8	9	*10	11
2	HEIJNEN Tonnie (NED)	0	*0	0	*0	0	*0	2	3	
	GE Yang (CHN)	*0	2	*4	6	*8	10	*10	11	
3	HEIJNEN Tonnie (NED)	*0	1	*1	1	*1	2	*2	2	
	GE Yang (CHN)	0	*1	3	*5	7	*8	10	11	

NOTES

"*" denotes server. The "Greatest deficit overcome" only applies when the player ends up winning the game.

LEGEND

TM Men's Team



Detailed Team Match Results

Netherlands (NED) **0 - 3** People's Republic of China (CHN)

Match 3: LAST Gerben (NED) **0-3** GE Yang (CHN)

Match Summary		Match	Game 1	Game 2	Game 3	Game 4	Game 5
LAST Gerben	NED	0	9	3	4		
GE Yang	CHN	3	11	11	11		
Duration		15min	5min	4min	4min		

Team Match No : TM9-10(9) Table : 2 Umpires : DEMARIO Leonor (BRA) EDWARDS David (GBR)

Player Statistics	LAST Gerben (NED)						GE Yang (CHN)					
	Game					Match	Game					Match
	1	2	3	4	5		1	2	3	4	5	
Points won	9	3	4			16	11	11	11			33
Biggest lead	3	2	1			3	2	8	8			8
Points won on own serve	5	1	1			7	6	4	5			15
Points lost on own serve	5	7	6			18	4	2	3			9
Most consecutive points won	4	3	2			4	4	10	9			10
Greatest deficit overcome	-	-	-			-	3	2	1			3
Handedness/Grip	Right/Shakehand						Left/Shakehand					

Game/Match Statistics	Game					Match
	1	2	3	4	5	
Longest rally (strokes)	10	15	7			15
Average rally	3	5	3			4

Game Progress

1	LAST Gerben (NED)	0	*0	1	*3	5	*6	7	*8	8	*8	9
	GE Yang (CHN)	*0	2	*3	3	*3	4	*5	6	*8	10	11
2	LAST Gerben (NED)	*0	1	*3	3	*3	3	*3	3			
	GE Yang (CHN)	0	*1	1	*3	5	*7	9	11			
3	LAST Gerben (NED)	0	*1	2	*2	2	*2	2	*4	4		
	GE Yang (CHN)	*0	1	*2	4	*6	8	*10	10	11		

NOTES

"*" denotes server. The "Greatest deficit overcome" only applies when the player ends up winning the game.

LEGEND

TM Men's Team



Detailed Team Match Results

Malaysia (MAS) 1 - 3 Ukraine (UKR)

Team Match No : TM9-10(10) Table : 4 Umpires : SZILY Marta (HUN) GAMAL Abdel Nasser (EGY)

Match 1			Match	Game 1	Game 2	Game 3	Game 4	Game 5
A	BAKAR Mohamad Azwar	MAS	3	11	7	7	11	11
X	KUBOV Vadym	UKR	2	5	11	11	9	7
Duration of Match 1			33min	5min	5min	5min	7min	7min

Match 2			Match	Game 1	Game 2	Game 3	Game 4	Game 5
B	KOH Zhi Liang	MAS	0	4	8	9		
Y	SHCHEPANSKY Yurii	UKR	3	11	11	11		
Duration of Match 2			19min	5min	6min	6min		

Match 3			Match	Game 1	Game 2	Game 3	Game 4	Game 5
A	BAKAR Mohamad Azwar	MAS	1	11	9	5	6	
Y	SHCHEPANSKY Yurii	UKR	3	8	11	11	11	
Duration of Match 3			26min	7min	6min	5min	6min	

Match 4			Match	Game 1	Game 2	Game 3	Game 4	Game 5
B	KOH Zhi Liang	MAS	1	4	11	5	8	
X	KUBOV Vadym	UKR	3	11	4	11	11	
Duration of Match 4			24min	4min	4min	5min	9min	

Duration of Team Match	1h52min
------------------------	---------

Player Statistics	Malaysia (MAS)					Team Match	Ukraine (UKR)					Team Match
	Match						Match					
	1	2	3	4	5		1	2	3	4	5	
Points won	47	21	31	28		127	43	33	41	37		154
Biggest lead	6	3	5	7		7	5	7	6	7		7
Points won on own serve	29	13	14	15		71	26	19	19	19		83
Points lost on own serve	17	14	22	18		71	18	8	17	13		56
Most consecutive points won	8	3	3	4		8	5	6	5	7		7
Greatest deficit overcome	4	-	-	1		4	1	3	1	3		3

Match/Team Match Statistics	Match					Team Match
	1	2	3	4	5	
Longest rally (strokes)	11	14	15	15		15
Average rally	4	5	5	4		4

NOTES
The "Greatest deficit overcome" only applies when the player/pair ends up winning the game.

LEGEND
TM Men's Team



Detailed Team Match Results

Malaysia (MAS) 1 - 3 Ukraine (UKR)

Match 1: **BAKAR Mohamad Azwar (MAS)** 3-2 **KUBOV Vadym (UKR)**

Match Summary		Match	Game 1	Game 2	Game 3	Game 4	Game 5
BAKAR Mohamad Azwar	MAS	3	11	7	7	11	11
KUBOV Vadym	UKR	2	5	11	11	9	7
	Duration	33min	5min	5min	5min	7min	7min

Team Match No : TM9-10(10) Table : 4 Umpires : SZILY Marta (HUN) GAMAL Abdel Nasser (EGY)

Player Statistics	BAKAR Mohamad Azwar (MAS)						KUBOV Vadym (UKR)					
	Game					Match	Game					Match
	1	2	3	4	5		1	2	3	4	5	
Points won	11	7	7	11	11	47	5	11	11	9	7	43
Biggest lead	6	1	-	4	4	6	-	4	5	4	-	5
Points won on own serve	8	5	4	6	6	29	5	8	5	5	3	26
Points lost on own serve	0	3	6	4	4	17	3	2	3	5	5	18
Most consecutive points won	4	2	2	8	3	8	2	5	4	3	2	5
Greatest deficit overcome	-	-	-	4	-	4	-	1	-	-	-	1
Handedness/Grip	Left/Shakehand						Left/Shakehand					

Game/Match Statistics	Game					Match
	1	2	3	4	5	
Longest rally (strokes)	9	10	11	8	7	11
Average rally	4	4	4	4	4	4

Game Progress

1	BAKAR Mohamad Azwar (MAS)	*0	2	*2	4	*5	7	*7	9	11		
	KUBOV Vadym (UKR)	0	*0	2	*2	3	*3	5	*5	5		
2	BAKAR Mohamad Azwar (MAS)	0	*1	1	*1	3	*3	5	*5	6	7	
	KUBOV Vadym (UKR)	*0	1	*3	5	*5	7	*7	9	*10	11	
3	BAKAR Mohamad Azwar (MAS)	*0	0	*2	2	*2	4	*4	5	*6	7	
	KUBOV Vadym (UKR)	0	*2	2	*4	6	*6	8	*9	10	11	
4	BAKAR Mohamad Azwar (MAS)	0	*0	1	*1	3	*5	7	*9	9	*10	11
	KUBOV Vadym (UKR)	*0	2	*3	5	*5	5	*5	5	*7	8	9
5	BAKAR Mohamad Azwar (MAS)	*0	1	*3	4	*6	7	*7	8	*9	11	
	KUBOV Vadym (UKR)	0	*1	1	*2	2	*3	5	*6	7	7	

NOTES

"*" denotes server. The "Greatest deficit overcome" only applies when the player ends up winning the game.

LEGEND

TM Men's Team



Detailed Team Match Results

Malaysia (MAS) 1 - 3 Ukraine (UKR)

Match 2: KOH Zhi Liang (MAS) 0-3 SHCHEPANSKY Yuriy (UKR)

Match Summary		Match	Game 1	Game 2	Game 3	Game 4	Game 5
KOH Zhi Liang	MAS	0	4	8	9		
SHCHEPANSKY Yuriy	UKR	3	11	11	11		
Duration		19min	5min	6min	6min		

Team Match No : TM9-10(10) Table : 4 Umpires : SZILY Marta (HUN) GAMAL Abdel Nasser (EGY)

Player Statistics	KOH Zhi Liang (MAS)						SHCHEPANSKY Yuriy (UKR)					
	Game					Match	Game					Match
	1	2	3	4	5		1	2	3	4	5	
Points won	4	8	9			21	11	11	11			33
Biggest lead	-	-	3			3	7	3	2			7
Points won on own serve	4	5	4			13	7	7	5			19
Points lost on own serve	4	4	6			14	0	3	5			8
Most consecutive points won	2	2	3			3	6	3	3			6
Greatest deficit overcome	-	-	-			-	-	-	3			3
Handedness/Grip	Left/Shakehand						Left/Shakehand					

Game/Match Statistics	Game					Match
	1	2	3	4	5	
Longest rally (strokes)	7	14	9			14
Average rally	4	5	5			5

Game Progress

1	KOH Zhi Liang (MAS)	*0	1	*1	3	*3	3	*3	4	4		
	SHCHEPANSKY Yuriy (UKR)	0	*1	3	*3	5	*7	9	*10	11		
2	KOH Zhi Liang (MAS)	0	*0	1	*2	4	*5	6	*7	8	*8	8
	SHCHEPANSKY Yuriy (UKR)	*0	2	*3	4	*4	5	*6	7	*8	10	11
3	KOH Zhi Liang (MAS)	*0	1	*3	4	*5	6	*7	7	*8	9	9
	SHCHEPANSKY Yuriy (UKR)	0	*1	1	*2	3	*4	5	*7	8	*9	11

NOTES

"*" denotes server. The "Greatest deficit overcome" only applies when the player ends up winning the game.

LEGEND

TM Men's Team



Detailed Team Match Results

Malaysia (MAS) 1 - 3 Ukraine (UKR)

Match 3: BAKAR Mohamad Azwar (MAS) 1-3 SHCHEPANSKY Yurii (UKR)

Match Summary		Match	Game 1	Game 2	Game 3	Game 4	Game 5
BAKAR Mohamad Azwar	MAS	1	11	9	5	6	
SHCHEPANSKY Yurii	UKR	3	8	11	11	11	
Duration		26min	7min	6min	5min	6min	

Team Match No : TM9-10(10) Table : 4 Umpires : SZILY Marta (HUN) GAMAL Abdel Nasser (EGY)

Player Statistics	BAKAR Mohamad Azwar (MAS)						SHCHEPANSKY Yurii (UKR)					
	Game					Match	Game					Match
	1	2	3	4	5		1	2	3	4	5	
Points won	11	9	5	6		31	8	11	11	11		41
Biggest lead	5	-	1	1		5	-	2	6	5		6
Points won on own serve	6	3	2	3		14	4	4	5	6		19
Points lost on own serve	4	7	6	5		22	5	6	3	3		17
Most consecutive points won	3	2	2	1		3	3	2	5	3		5
Greatest deficit overcome	-	-	-	-		-	-	-	1	1		1
Handedness/Grip	Left/Shakehand						Left/Shakehand					

Game/Match Statistics	Game					Match
	1	2	3	4	5	
Longest rally (strokes)	8	10	15	8		15
Average rally	4	5	5	4		5

Game Progress

1	BAKAR Mohamad Azwar (MAS)	*0	2	*3	5	*5	6	*8	9	*10	10	11
	SHCHEPANSKY Yurii (UKR)	0	*0	1	*1	3	*4	4	*5	6	*8	8
2	BAKAR Mohamad Azwar (MAS)	0	*0	1	*2	3	*5	5	*6	7	*9	9
	SHCHEPANSKY Yurii (UKR)	*0	2	*3	4	*5	5	*7	8	*9	9	11
3	BAKAR Mohamad Azwar (MAS)	*0	1	*2	2	*3	4	*4	4	5		
	SHCHEPANSKY Yurii (UKR)	0	*1	2	*4	5	*6	8	*10	11		
4	BAKAR Mohamad Azwar (MAS)	0	*1	2	*3	4	*4	5	*6	6	6	6
	SHCHEPANSKY Yurii (UKR)	*0	1	*2	3	*4	6	*7	8	*10	11	

NOTES

"*" denotes server. The "Greatest deficit overcome" only applies when the player ends up winning the game.

LEGEND

TM Men's Team



Detailed Team Match Results

Malaysia (MAS) 1 - 3 Ukraine (UKR)

Match 4: KOH Zhi Liang (MAS) 1-3 KUBOV Vadym (UKR)

Match Summary		Match	Game 1	Game 2	Game 3	Game 4	Game 5
KOH Zhi Liang	MAS	1	4	11	5	8	
KUBOV Vadym	UKR	3	11	4	11	11	
Duration		24min	4min	4min	5min	9min	

Team Match No : TM9-10(10) Table : 4 Umpires : SZILY Marta (HUN) GAMAL Abdel Nasser (EGY)

Player Statistics	KOH Zhi Liang (MAS)						KUBOV Vadym (UKR)					
	Game					Match	Game					Match
	1	2	3	4	5		1	2	3	4	5	
Points won	4	11	5	8		28	11	4	11	11		37
Biggest lead	-	7	-	3		7	7	1	7	3		7
Points won on own serve	2	6	3	4		15	6	2	6	5		19
Points lost on own serve	5	2	5	6		18	2	5	2	4		13
Most consecutive points won	2	4	2	2		4	6	1	7	5		7
Greatest deficit overcome	-	1	-	-		1	-	-	-	3		3
Handedness/Grip	Left/Shakehand						Left/Shakehand					

Game/Match Statistics	Game					Match
	1	2	3	4	5	
Longest rally (strokes)	6	15	8	14		15
Average rally	3	4	4	6		4

Game Progress

1	KOH Zhi Liang (MAS)	0	*0	1	*2	3	*4	4	*4	4		
	KUBOV Vadym (UKR)	*0	2	*3	4	*5	6	*8	10	11		
2	KOH Zhi Liang (MAS)	*0	1	*3	4	*5	7	*8	10	11		
	KUBOV Vadym (UKR)	0	*1	1	*2	3	*3	4	*4	4		
3	KOH Zhi Liang (MAS)	0	*0	2	*3	3	*3	3	*4	5		
	KUBOV Vadym (UKR)	*0	2	*2	3	*5	7	*9	10	11		
4	KOH Zhi Liang (MAS)	*0	1	*3	4	*5	5	*5	7	*8	8	8
	KUBOV Vadym (UKR)	0	*1	1	*2	3	*5	7	*7	8	*10	11

NOTES

"*" denotes server. The "Greatest deficit overcome" only applies when the player ends up winning the game.

LEGEND

TM Men's Team



Detailed Team Match Results

Sweden (SWE) 2 - 3 Poland (POL)

Team Match No : TM9-10(11) Table : 6 Umpires : CURTIS Neil (GBR) FRASER Margot (GBR)

Match 1			Match	Game 1	Game 2	Game 3	Game 4	Game 5
A	KARLSSON Linus	SWE	3	11	9	11	11	
X	POWROZNIAK Sebastian	POL	1	4	11	3	7	
Duration of Match 1			23min	5min	5min	4min	5min	

Match 2			Match	Game 1	Game 2	Game 3	Game 4	Game 5
B	ANDERSSON Fredrik	SWE	0	4	1	11		
Y	CHOJNOWSKI Patryk	POL	3	11	11	13		
Duration of Match 2			14min	4min	3min	6min		

Match 3			Match	Game 1	Game 2	Game 3	Game 4	Game 5
A	KARLSSON Linus	SWE	0	4	9	3		
Y	CHOJNOWSKI Patryk	POL	3	11	11	11		
Duration of Match 3			11min	3min	4min	3min		

Match 4			Match	Game 1	Game 2	Game 3	Game 4	Game 5
B	ANDERSSON Fredrik	SWE	3	11	11	6	11	
X	POWROZNIAK Sebastian	POL	1	6	8	11	8	
Duration of Match 4			23min	4min	5min	4min	5min	

Match 5			Match	Game 1	Game 2	Game 3	Game 4	Game 5
	KARLSSON L / ANDERSSON F	SWE	2	11	3	11	5	8
	POWROZNIAK S / CHOJNOWSKI P	POL	3	6	11	6	11	11
Duration of Match 5			32min	5min	4min	5min	6min	6min

Duration of Team Match	2h2min
------------------------	--------

Player Statistics	Sweden (SWE)						Poland (POL)					
	Match					Team Match	Match					Team Match
	1	2	3	4	5		1	2	3	4	5	
Points won	42	16	16	39	38	151	25	35	33	33	45	171
Biggest lead	8	3	3	6	5	8	3	10	8	5	8	10
Points won on own serve	21	10	8	22	16	77	13	20	15	19	19	86
Points lost on own serve	12	15	18	14	26	85	21	6	8	17	22	74
Most consecutive points won	6	3	3	6	7	7	4	7	9	4	9	9
Greatest deficit overcome	2	-	-	3	4	4	1	3	3	-	3	3

Match/Team Match Statistics	Match					Team Match
	1	2	3	4	5	
Longest rally (strokes)	25	17	12	10	15	25
Average rally	5	4	4	4	5	4

NOTES
The "Greatest deficit overcome" only applies when the player/pair ends up winning the game.

LEGEND
TM Men's Team



Detailed Team Match Results

Sweden (SWE) 2 - 3 Poland (POL)

Match 1: **KARLSSON Linus (SWE)** 3-1 **POWROZNIAK Sebastian (POL)**

Match Summary		Match	Game 1	Game 2	Game 3	Game 4	Game 5
KARLSSON Linus	SWE	3	11	9	11	11	
POWROZNIAK Sebastian	POL	1	4	11	3	7	
Duration		23min	5min	5min	4min	5min	

Team Match No : TM9-10(11) Table : 6 Umpires : CURTIS Neil (GBR) FRASER Margot (GBR)

Player Statistics	KARLSSON Linus (SWE)						POWROZNIAK Sebastian (POL)					
	Game					Match	Game					Match
	1	2	3	4	5		1	2	3	4	5	
Points won	11	9	11	11		42	4	11	3	7		25
Biggest lead	7	1	8	4		8	1	3	1	2		3
Points won on own serve	6	5	4	6		21	3	6	1	3		13
Points lost on own serve	1	5	2	4		12	5	4	7	5		21
Most consecutive points won	4	2	6	4		6	1	2	2	4		4
Greatest deficit overcome	1	-	1	2		2	-	1	-	-		1
Handedness/Grip	Right/Shakehand						Right/Shakehand					

Game/Match Statistics	Game					Match
	1	2	3	4	5	
Longest rally (strokes)	16	14	25	7		25
Average rally	5	6	6	4		5

Game Progress

1	KARLSSON Linus (SWE)	0	*1	3	*4	5	*7	9	*10	11		
	POWROZNIAK Sebastian (POL)	*0	1	*1	2	*3	3	*3	4	4		
2	KARLSSON Linus (SWE)	*0	1	*2	3	*3	4	*5	6	*7	8	9
	POWROZNIAK Sebastian (POL)	0	*1	2	*3	5	*6	7	*8	9	*10	11
3	KARLSSON Linus (SWE)	0	*1	3	*5	5	*7	9	11			
	POWROZNIAK Sebastian (POL)	*0	1	*1	1	*3	3	*3	3			
4	KARLSSON Linus (SWE)	*0	2	*2	2	*4	5	*7	8	*9	11	
	POWROZNIAK Sebastian (POL)	0	*0	2	*4	4	*5	5	*6	7	7	

NOTES

"*" denotes server. The "Greatest deficit overcome" only applies when the player ends up winning the game.

LEGEND

TM Men's Team



Detailed Team Match Results

Sweden (SWE) 2 - 3 Poland (POL)

Match 2: ANDERSSON Fredrik (SWE) 0-3 CHOJNOWSKI Patryk (POL)

Match Summary		Match	Game 1	Game 2	Game 3	Game 4	Game 5
ANDERSSON Fredrik	SWE	0	4	1	11		
CHOJNOWSKI Patryk	POL	3	11	11	13		
Duration		14min	4min	3min	6min		

Team Match No : TM9-10(11) Table : 6 Umpires : CURTIS Neil (GBR) FRASER Margot (GBR)

Player Statistics	ANDERSSON Fredrik (SWE)						CHOJNOWSKI Patryk (POL)					
	Game					Match	Game					Match
	1	2	3	4	5		1	2	3	4	5	
Points won	4	1	11			16	11	11	13			35
Biggest lead	-	-	3			3	7	10	2			10
Points won on own serve	3	0	7			10	7	5	8			20
Points lost on own serve	4	6	5			15	1	1	4			6
Most consecutive points won	2	1	3			3	4	7	4			7
Greatest deficit overcome	-	-	-			-	-	-	3			3
Handedness/Grip	Left/Shakehand						Right/Shakehand					

Game/Match Statistics	Game					Match
	1	2	3	4	5	
Longest rally (strokes)	11	6	17			17
Average rally	4	3	5			4

Game Progress

1	ANDERSSON Fredrik (SWE)	0	*0	1	*1	2	*3	4	*4	4						
	CHOJNOWSKI Patryk (POL)	*0	2	*3	5	*6	7	*8	10	11						
2	ANDERSSON Fredrik (SWE)	*0	0	*0	0	*1	1	1								
	CHOJNOWSKI Patryk (POL)	0	*2	4	*6	7	*9	11								
3	ANDERSSON Fredrik (SWE)	0	*1	3	*4	5	*6	7	*7	9	*10	10	*10	11	*11	11
	CHOJNOWSKI Patryk (POL)	*0	1	*1	2	*3	4	*5	7	*7	8	*10	11	*11	12	13

NOTES

"*" denotes server. The "Greatest deficit overcome" only applies when the player ends up winning the game.

LEGEND

TM Men's Team



Detailed Team Match Results

Sweden (SWE) 2 - 3 Poland (POL)

Match 3: KARLSSON Linus (SWE) 0-3 CHOJNOWSKI Patryk (POL)

Match Summary		Match	Game 1	Game 2	Game 3	Game 4	Game 5
KARLSSON Linus	SWE	0	4	9	3		
CHOJNOWSKI Patryk	POL	3	11	11	11		
Duration		11min	3min	4min	3min		

Team Match No : TM9-10(11) Table : 6 Umpires : CURTIS Neil (GBR) FRASER Margot (GBR)

Player Statistics	KARLSSON Linus (SWE)						CHOJNOWSKI Patryk (POL)					
	Game					Match	Game					Match
	1	2	3	4	5		1	2	3	4	5	
Points won	4	9	3			16	11	11	11			33
Biggest lead	3	1	1			3	7	4	8			8
Points won on own serve	3	3	2			8	6	4	5			15
Points lost on own serve	5	7	6			18	1	6	1			8
Most consecutive points won	3	3	1			3	9	4	6			9
Greatest deficit overcome	-	-	-			-	3	1	1			3
Handedness/Grip	Right/Shakehand						Right/Shakehand					

Game/Match Statistics	Game					Match
	1	2	3	4	5	
Longest rally (strokes)	7	12	8			12
Average rally	4	4	4			4

Game Progress

1	KARLSSON Linus (SWE)	*0	2	*3	4	*4	4	*4	4	4		
	CHOJNOWSKI Patryk (POL)	0	*0	1	*2	4	*6	8	*10	11		
2	KARLSSON Linus (SWE)	0	*1	2	*2	2	*4	5	*6	7	*9	9
	CHOJNOWSKI Patryk (POL)	*0	1	*2	4	*6	6	*7	8	*9	9	11
3	KARLSSON Linus (SWE)	*0	1	*2	2	*2	3	*3	3	3		
	CHOJNOWSKI Patryk (POL)	0	*1	2	*4	6	*7	9	11			

NOTES

"*" denotes server. The "Greatest deficit overcome" only applies when the player ends up winning the game.

LEGEND

TM Men's Team



Detailed Team Match Results

Sweden (SWE) 2 - 3 Poland (POL)

Match 4: **ANDERSSON Fredrik (SWE)** **3-1** **POWROZNIAK Sebastian (POL)**

Match Summary		Match	Game 1	Game 2	Game 3	Game 4	Game 5
ANDERSSON Fredrik	SWE	3	11	11	6	11	
POWROZNIAK Sebastian	POL	1	6	8	11	8	
	Duration	23min	4min	5min	4min	5min	

Team Match No : TM9-10(11) Table : 6 Umpires : CURTIS Neil (GBR) FRASER Margot (GBR)

Player Statistics	ANDERSSON Fredrik (SWE)						POWROZNIAK Sebastian (POL)					
	Game					Match	Game					Match
	1	2	3	4	5		1	2	3	4	5	
Points won	11	11	6	11		39	6	8	11	8		33
Biggest lead	6	3	-	3		6	-	3	5	3		5
Points won on own serve	6	5	5	6		22	4	3	8	4		19
Points lost on own serve	2	5	3	4		14	5	6	1	5		17
Most consecutive points won	5	6	2	6		6	3	3	4	4		4
Greatest deficit overcome	-	3	-	3		3	-	-	-	-		-
Handedness/Grip	Left/Shakehand						Right/Shakehand					

Game/Match Statistics	Game					Match
	1	2	3	4	5	
Longest rally (strokes)	8	10	6	7		10
Average rally	4	5	3	4		4

Game Progress

1	ANDERSSON Fredrik (SWE)	0	*2	4	*5	7	*7	8	*9	10	11	
	POWROZNIAK Sebastian (POL)	*0	0	*0	1	*1	3	*4	5	*6	6	
2	ANDERSSON Fredrik (SWE)	*0	0	*1	2	*3	5	*7	8	*9	10	11
	POWROZNIAK Sebastian (POL)	0	*2	3	*4	5	*5	5	*6	7	*8	8
3	ANDERSSON Fredrik (SWE)	0	*0	2	*2	3	*3	4	*5	6	6	
	POWROZNIAK Sebastian (POL)	*0	2	*2	4	*5	7	*8	9	*10	11	
4	ANDERSSON Fredrik (SWE)	*0	1	*2	3	*4	5	*5	6	*8	10	11
	POWROZNIAK Sebastian (POL)	0	*1	2	*3	4	*5	7	*8	8	*8	8

NOTES

"*" denotes server. The "Greatest deficit overcome" only applies when the player ends up winning the game.

LEGEND

TM Men's Team



Detailed Team Match Results

Sweden (SWE) 2 - 3 Poland (POL)

Match 5: KARLSSON Linus (SWE) 2-3 POWROZNIAK Sebastian (POL)
ANDERSSON Fredrik CHOJNOWSKI Patryk

Match Summary		Match	Game 1	Game 2	Game 3	Game 4	Game 5
KARLSSON Linus / ANDERSSON F	SWE	2	11	3	11	5	8
POWROZNIAK Sebastian / CHOJNOWSKI P	POL	3	6	11	6	11	11
Duration		32min	5min	4min	5min	6min	6min

Team Match No : TM9-10(11) Table : 6 Umpires : CURTIS Neil (GBR) FRASER Margot (GBR)

Player Statistics	KARLSSON L / ANDERSSON F (SWE)						POWROZNIAK S / CHOJNOWSKI P (POL)					
	Game					Match	Game					Match
	1	2	3	4	5		1	2	3	4	5	
Points won	11	3	11	5	8	38	6	11	6	11	11	45
Biggest lead	5	-	5	3	3	5	-	8	4	6	3	8
Points won on own serve	6	1	4	2	3	16	3	6	1	5	4	19
Points lost on own serve	3	5	5	6	7	26	5	2	7	3	5	22
Most consecutive points won	4	1	7	2	3	7	2	5	3	9	5	9
Greatest deficit overcome	-	-	4	-	-	4	-	-	-	3	3	3
Handedness/Grip	Right/Shakehand - Left/Shakehand						Right/Shakehand - Right/Shakehand					

Game/Match Statistics	Game					Match
	1	2	3	4	5	
Longest rally (strokes)	8	9	7	15	14	15
Average rally	4	4	4	6	5	5

Game Progress

1	KARLSSON L / ANDERSSON F (SWE)	-*0	2	*-3	4	-*5	6	*-8	9	-*10	11	
	POWROZNIAK S / CHOJNOWSKI P (POL)	0	*-0	1	-*2	3	*-4	4	-*5	6	6	
2	KARLSSON L / ANDERSSON F (SWE)	0	-*0	1	*-2	2	-*3	3	3			
	POWROZNIAK S / CHOJNOWSKI P (POL)	*-0	2	-*3	4	*-6	7	-*9	11			
3	KARLSSON L / ANDERSSON F (SWE)	-*0	0	*-1	1	-*3	5	*-7	8	-*10	11	
	POWROZNIAK S / CHOJNOWSKI P (POL)	0	*-2	3	-*5	5	*-5	5	-*6	6	6	
4	KARLSSON L / ANDERSSON F (SWE)	0	-*2	3	*-4	5	-*5	5	*-5	5		
	POWROZNIAK S / CHOJNOWSKI P (POL)	*-0	0	-*1	2	*-3	5	-*7	9	11		
5	KARLSSON L / ANDERSSON F (SWE)	-*0	0	*-2	3	*-5	6	-*6	6	*-7	8	8
	POWROZNIAK S / CHOJNOWSKI P (POL)	0	*-2	2	-*3	3	*-4	6	-*8	9	-*10	11

NOTES

"*-." denotes first player of pair is server, "-*" denotes second player of pair is server. The "Greatest deficit overcome" only applies when the pair ends up winning the game.

LEGEND

TM Men's Team



Detailed Team Match Results

Hungary (HUN) **0 - 3** Spain (ESP)

Team Match No : TM9-10(12) Table : 8 Umpires : GOULDEN David (GBR) MAY Peter (GBR)

Match 1			Match	Game 1	Game 2	Game 3	Game 4	Game 5
A	CSONKA Andras	HUN	0	8	8	8		
X	CARDONA Jorge	ESP	3	11	11	11		
Duration of Match 1			18min	5min	5min	5min		

Match 2			Match	Game 1	Game 2	Game 3	Game 4	Game 5
B	BERECKI Dezso	HUN	1	13	4	11	5	
Y	RUIZ REYES Jose Manuel	ESP	3	11	11	13	11	
Duration of Match 2			30min	8min	4min	8min	5min	

Match 3			Match	Game 1	Game 2	Game 3	Game 4	Game 5
A	CSONKA Andras	HUN	0	5	6	8		
Y	RUIZ REYES Jose Manuel	ESP	3	11	11	11		
Duration of Match 3			16min	4min	4min	5min		

Duration of Team Match	1h15min
------------------------	---------

Player Statistics	Hungary (HUN)					Team Match	Spain (ESP)					Team Match
	Match						Match					
	1	2	3	4	5		1	2	3	4	5	
Points won	24	33	19			76	33	46	33			112
Biggest lead	1	4	1			4	4	8	6			8
Points won on own serve	15	15	13			43	20	22	20			62
Points lost on own serve	13	24	13			50	9	18	6			33
Most consecutive points won	3	4	3			4	4	8	5			8
Greatest deficit overcome	-	2	-			2	1	4	1			4

Match/Team Match Statistics	Match					Team Match
	1	2	3	4	5	
Longest rally (strokes)	8	16	9			16
Average rally	4	5	4			4

NOTES
The "Greatest deficit overcome" only applies when the player/pair ends up winning the game.

LEGEND
TM Men's Team



Detailed Team Match Results

Hungary (HUN) **0 - 3** Spain (ESP)

Match 1: CSONKA Andras (HUN) **0-3** CARDONA Jorge (ESP)

Match Summary		Match	Game 1	Game 2	Game 3	Game 4	Game 5
CSONKA Andras	HUN	0	8	8	8		
CARDONA Jorge	ESP	3	11	11	11		
Duration		18min	5min	5min	5min		

Team Match No : TM9-10(12) Table : 8 Umpires : GOULDEN David (GBR) MAY Peter (GBR)

Player Statistics	CSONKA Andras (HUN)						CARDONA Jorge (ESP)					
	Game					Match	Game					Match
	1	2	3	4	5		1	2	3	4	5	
Points won	8	8	8			24	11	11	11			33
Biggest lead	-	1	1			1	3	4	4			4
Points won on own serve	5	5	5			15	7	6	7			20
Points lost on own serve	4	5	4			13	3	3	3			9
Most consecutive points won	3	2	2			3	2	3	4			4
Greatest deficit overcome	-	-	-			-	-	1	1			1
Handedness/Grip	Left/Shakehand						Right/Shakehand					

Game/Match Statistics	Game					Match
	1	2	3	4	5	
Longest rally (strokes)	8	8	6			8
Average rally	4	4	3			4

Game Progress

1	CSONKA Andras (HUN)	0	*1	2	*2	3	*4	6	*6	7	*8	8
	CARDONA Jorge (ESP)	*0	1	*2	4	*5	6	*6	8	*9	10	11
2	CSONKA Andras (HUN)	*0	1	*2	3	*3	4	*4	5	*7	8	8
	CARDONA Jorge (ESP)	0	*1	2	*3	5	*6	8	*9	9	*10	11
3	CSONKA Andras (HUN)	0	*1	2	*2	3	*3	5	*6	7	*8	8
	CARDONA Jorge (ESP)	*0	1	*2	4	*5	7	*7	8	*9	10	11

NOTES

"*" denotes server. The "Greatest deficit overcome" only applies when the player ends up winning the game.

LEGEND

TM Men's Team



Detailed Team Match Results

Hungary (HUN) **0 - 3** Spain (ESP)

Match 2: BERECKI Dezso (HUN) **1-3** RUIZ REYES Jose Manuel (ESP)

Match Summary		Match	Game 1	Game 2	Game 3	Game 4	Game 5
BERECKI Dezso	HUN	1	13	4	11	5	
RUIZ REYES Jose Manuel	ESP	3	11	11	13	11	
Duration		30min	8min	4min	8min	5min	

Team Match No : TM9-10(12) Table : 8 Umpires : GOULDEN David (GBR) MAY Peter (GBR)

Player Statistics	BERECKI Dezso (HUN)						RUIZ REYES Jose Manuel (ESP)					
	Game					Match	Game					Match
	1	2	3	4	5		1	2	3	4	5	
Points won	13	4	11	5		33	11	11	13	11		46
Biggest lead	2	-	4	1		4	2	8	2	6		8
Points won on own serve	8	0	6	1		15	7	4	7	4		22
Points lost on own serve	4	7	6	7		24	5	4	5	4		18
Most consecutive points won	4	2	4	2		4	2	8	4	6		8
Greatest deficit overcome	2	-	-	-		2	-	-	4	1		4
Handedness/Grip	Right/Shakehand						Left/Shakehand					

Game/Match Statistics	Game					Match
	1	2	3	4	5	
Longest rally (strokes)	14	13	16	9		16
Average rally	4	5	5	5		5

Game Progress

1	BERECKI Dezso (HUN)	*0	1	*1	3	*5	6	*6	7	*8	9	*10	11	*11	12	13
	RUIZ REYES Jose Manuel (ESP)	0	*1	3	*3	3	*4	6	*7	8	*9	10	*10	11	*11	11
2	BERECKI Dezso (HUN)	0	*0	0	*0	0	*2	2	*4	4						
	RUIZ REYES Jose Manuel (ESP)	*0	2	*4	6	*8	8	*10	10	11						
3	BERECKI Dezso (HUN)	*0	1	*3	3	*5	7	*7	9	*9	10	*10	10	*11	11	11
	RUIZ REYES Jose Manuel (ESP)	0	*1	1	*3	3	*3	5	*5	7	*8	10	*11	11	*12	13
4	BERECKI Dezso (HUN)	0	*1	1	*3	4	*5	5	*5	5						
	RUIZ REYES Jose Manuel (ESP)	*0	1	*3	3	*4	5	*7	9	11						

NOTES

"*" denotes server. The "Greatest deficit overcome" only applies when the player ends up winning the game.

LEGEND

TM Men's Team



Detailed Team Match Results

Hungary (HUN) **0 - 3** Spain (ESP)

Match 3: CSONKA Andras (HUN) **0-3** RUIZ REYES Jose Manuel (ESP)

Match Summary		Match	Game 1	Game 2	Game 3	Game 4	Game 5
CSONKA Andras	HUN	0	5	6	8		
RUIZ REYES Jose Manuel	ESP	3	11	11	11		
Duration		16min	4min	4min	5min		

Team Match No : TM9-10(12) Table : 8 Umpires : GOULDEN David (GBR) MAY Peter (GBR)

Player Statistics	CSONKA Andras (HUN)						RUIZ REYES Jose Manuel (ESP)					
	Game					Match	Game					Match
	1	2	3	4	5		1	2	3	4	5	
Points won	5	6	8			19	11	11	11			33
Biggest lead	1	-	-			1	6	6	5			6
Points won on own serve	4	4	5			13	7	7	6			20
Points lost on own serve	4	4	5			13	1	2	3			6
Most consecutive points won	1	3	3			3	3	5	4			5
Greatest deficit overcome	-	-	-			-	1	-	-			1
Handedness/Grip	Left/Shakehand						Left/Shakehand					

Game/Match Statistics	Game					Match
	1	2	3	4	5	
Longest rally (strokes)	8	8	9			9
Average rally	4	4	3			4

Game Progress

1	CSONKA Andras (HUN)	*0	1	*2	3	*3	4	*4	5	5		
	RUIZ REYES Jose Manuel (ESP)	0	*1	2	*3	5	*6	8	*9	11		
2	CSONKA Andras (HUN)	0	*0	1	*1	1	*3	4	*4	6	6	
	RUIZ REYES Jose Manuel (ESP)	*0	2	*3	5	*7	7	*8	10	*10	11	
3	CSONKA Andras (HUN)	*0	0	*1	2	*2	4	*5	5	*6	8	8
	RUIZ REYES Jose Manuel (ESP)	0	*2	3	*4	6	*6	7	*9	10	*10	11

NOTES

"*" denotes server. The "Greatest deficit overcome" only applies when the player ends up winning the game.

LEGEND

TM Men's Team



Detailed Team Match Results

Ukraine (UKR) 0 - 3 People's Republic of China (CHN)

Team Match No : TM9-10(13) Table : 2 Umpires : RACKO Boris (SVK) LEE Soon-Ju (KOR)

Match 1			Match	Game 1	Game 2	Game 3	Game 4	Game 5
A	SHCHEPANSKY Yuriy	UKR	0	4	9	13		
X	MA Lin	CHN	3	11	11	15		
Duration of Match 1			19min	4min	5min	8min		

Match 2			Match	Game 1	Game 2	Game 3	Game 4	Game 5
B	KUBOV Vadym	UKR	0	12	12	2		
Y	GE Yang	CHN	3	14	14	11		
Duration of Match 2			25min	9min	8min	4min		

Match 3			Match	Game 1	Game 2	Game 3	Game 4	Game 5
A	SHCHEPANSKY Yuriy	UKR	0	7	10	10		
Y	GE Yang	CHN	3	11	12	12		
Duration of Match 3			20min	5min	6min	7min		

Duration of Team Match	1h12min
------------------------	---------

Player Statistics	Ukraine (UKR)					People's Republic of China (CHN)						
	Match				Team Match	Match				Team Match		
	1	2	3	4		5	1	2	3		4	5
Points won	26	26	27			79	37	39	35			111
Biggest lead	2	3	6			6	7	9	6			9
Points won on own serve	16	13	16			45	22	19	19			60
Points lost on own serve	15	20	16			51	10	13	11			34
Most consecutive points won	3	3	3			3	7	5	7			7
Greatest deficit overcome	-	-	-			-	2	3	6			6

Match/Team Match Statistics	Match					Team Match
	1	2	3	4	5	
Longest rally (strokes)	10	14	8			14
Average rally	4	4	4			4

NOTES
The "Greatest deficit overcome" only applies when the player/pair ends up winning the game.

LEGEND
TM Men's Team



Detailed Team Match Results

Ukraine (UKR) **0 - 3** People's Republic of China (CHN)

Match 1: SHCHEPANSKY Yurii (UKR) **0-3** MA Lin (CHN)

Match Summary		Match	Game 1	Game 2	Game 3	Game 4	Game 5
SHCHEPANSKY Yurii	UKR	0	4	9	13		
MA Lin	CHN	3	11	11	15		
Duration		19min	4min	5min	8min		

Team Match No : TM9-10(13) Table : 2 Umpires : RACKO Boris (SVK) LEE Soon-Ju (KOR)

Player Statistics	SHCHEPANSKY Yurii (UKR)						MA Lin (CHN)					
	Game					Match	Game					Match
	1	2	3	4	5		1	2	3	4	5	
Points won	4	9	13			26	11	11	15			37
Biggest lead	-	2	2			2	7	2	2			7
Points won on own serve	2	4	10			16	6	5	11			22
Points lost on own serve	5	6	4			15	2	5	3			10
Most consecutive points won	2	3	3			3	7	3	3			7
Greatest deficit overcome	-	-	-			-	-	2	2			2
Handedness/Grip	Left/Shakehand						Left/Shakehand					

Game/Match Statistics	Game					Match
	1	2	3	4	5	
Longest rally (strokes)	6	10	7			10
Average rally	4	5	4			4

Game Progress

1	SHCHEPANSKY Yurii (UKR)	0	*0	0	*0	1	*2	3	*4	4										
	MA Lin (CHN)	*0	2	*4	6	*7	8	*9	10	11										
2	SHCHEPANSKY Yurii (UKR)	*0	0	*2	3	*5	5	*6	8	*8	9	9								
	MA Lin (CHN)	0	*2	2	*3	3	*5	6	*6	8	*9	11								
3	SHCHEPANSKY Yurii (UKR)	0	*1	2	*3	5	*5	6	*6	8	*8	10	*11	11	*11	12	*12	13	*13	
	MA Lin (CHN)	*0	1	*2	3	*3	5	*6	8	*8	10	*10	10	*11	12	*12	13	*13	14	
												13								
												15								

NOTES
 "*" denotes server. The "Greatest deficit overcome" only applies when the player ends up winning the game.

LEGEND
 TM Men's Team



Detailed Team Match Results

Ukraine (UKR) **0 - 3** People's Republic of China (CHN)

Match 2: KUBOV Vadym (UKR) **0-3** GE Yang (CHN)

Match Summary		Match	Game 1	Game 2	Game 3	Game 4	Game 5
KUBOV Vadym	UKR	0	12	12	2		
GE Yang	CHN	3	14	14	11		
Duration		25min	9min	8min	4min		

Team Match No : TM9-10(13) Table : 2 Umpires : RACKO Boris (SVK) LEE Soon-Ju (KOR)

Player Statistics	KUBOV Vadym (UKR)						GE Yang (CHN)					
	Game					Match	Game					Match
	1	2	3	4	5		1	2	3	4	5	
Points won	12	12	2			26	14	14	11			39
Biggest lead	3	1	-			3	2	2	9			9
Points won on own serve	4	8	1			13	5	9	5			19
Points lost on own serve	9	5	6			20	8	4	1			13
Most consecutive points won	3	3	1			3	3	3	5			5
Greatest deficit overcome	-	-	-			-	3	1	-			3
Handedness/Grip	Left/Shakehand						Left/Shakehand					

Game/Match Statistics	Game					Match
	1	2	3	4	5	
Longest rally (strokes)	14	9	5			14
Average rally	5	4	3			4

Game Progress

1	KUBOV Vadym (UKR)	*0	1	*3	4	*4	5	*7	8	*9	9	*10	10	*11	11	*12	12	12
	GE Yang (CHN)	0	*1	1	*2	4	*5	5	*6	7	*9	10	*11	11	*12	12	*13	14
2	KUBOV Vadym (UKR)	0	*0	2	*3	4	*5	5	*7	8	*8	10	*10	11	*11	12	*12	12
	GE Yang (CHN)	*0	2	*2	3	*4	5	*7	7	*8	10	*10	11	*11	12	*12	13	14
3	KUBOV Vadym (UKR)	*0	0	*0	1	*2	2	*2	2									2
	GE Yang (CHN)	0	*2	4	*5	6	*8	10	11									11

NOTES

"*" denotes server. The "Greatest deficit overcome" only applies when the player ends up winning the game.

LEGEND

TM Men's Team



Detailed Team Match Results

Ukraine (UKR) **0 - 3** People's Republic of China (CHN)

Match 3: SHCHEPANSKY Yurii (UKR) **0-3** GE Yang (CHN)

Match Summary		Match	Game 1	Game 2	Game 3	Game 4	Game 5
SHCHEPANSKY Yurii	UKR	0	7	10	10		
GE Yang	CHN	3	11	12	12		
Duration		20min	5min	6min	7min		

Team Match No : TM9-10(13) Table : 2 Umpires : RACKO Boris (SVK) LEE Soon-Ju (KOR)

Player Statistics	SHCHEPANSKY Yurii (UKR)						GE Yang (CHN)					
	Game					Match	Game					Match
	1	2	3	4	5		1	2	3	4	5	
Points won	7	10	10			27	11	12	12			35
Biggest lead	1	1	6			6	6	2	2			6
Points won on own serve	3	6	7			16	4	7	8			19
Points lost on own serve	7	5	4			16	4	4	3			11
Most consecutive points won	3	2	3			3	7	2	5			7
Greatest deficit overcome	-	-	-			-	1	1	6			6
Handedness/Grip	Left/Shakehand						Left/Shakehand					

Game/Match Statistics	Game					Match
	1	2	3	4	5	
Longest rally (strokes)	8	7	7			8
Average rally	4	4	4			4

Game Progress

1	SHCHEPANSKY Yurii (UKR)	*0	*1	2	3	*4	4	*4	4	*6	7			
	GE Yang (CHN)	0	1	*2	*3	4	*6	8	*10	10	11			
2	SHCHEPANSKY Yurii (UKR)	0	*0	1	*3	4	*5	6	*6	7	*8	10	*10	10
	GE Yang (CHN)	*0	2	*3	3	*4	5	*6	8	*9	10	*10	11	12
3	SHCHEPANSKY Yurii (UKR)	*0	2	*3	5	*6	8	*8	8	*9	10	*10	10	10
	GE Yang (CHN)	0	*0	1	*1	2	*2	4	*6	7	*8	10	*11	12

NOTES
 "*" denotes server. The "Greatest deficit overcome" only applies when the player ends up winning the game.

LEGEND
 TM Men's Team



Detailed Team Match Results

Poland (POL) 3 - 2 Spain (ESP)

Team Match No : TM9-10(14) Table : 4 Umpires : WILLIAMS Jackie (GBR) TICACALA Victor Hugo (ARG)

Match 1			Match	Game 1	Game 2	Game 3	Game 4	Game 5
A	CHOJNOWSKI Patryk	POL	3	11	11	11		
X	CARDONA Jorge	ESP	0	2	6	6		
Duration of Match 1			13min	3min	4min	4min		

Match 2			Match	Game 1	Game 2	Game 3	Game 4	Game 5
B	POWROZNIAK Sebastian	POL	1	5	5	11	7	
Y	RUIZ REYES Jose Manuel	ESP	3	11	11	8	11	
Duration of Match 2			24min	5min	4min	6min	6min	

Match 3			Match	Game 1	Game 2	Game 3	Game 4	Game 5
A	CHOJNOWSKI Patryk	POL	3	11	7	8	11	11
Y	RUIZ REYES Jose Manuel	ESP	2	6	11	11	7	4
Duration of Match 3			36min	5min	6min	6min	7min	5min

Match 4			Match	Game 1	Game 2	Game 3	Game 4	Game 5
B	POWROZNIAK Sebastian	POL	0	3	9	2		
X	CARDONA Jorge	ESP	3	11	11	11		
Duration of Match 4			15min	4min	6min	4min		

Match 5			Match	Game 1	Game 2	Game 3	Game 4	Game 5
	CHOJNOWSKI P / POWROZNIAK S	POL	3	11	11	11		
	CARDONA J / RUIZ REYES JM	ESP	0	6	7	9		
Duration of Match 5			19min	4min	6min	8min		

Duration of Team Match	2h8min
------------------------	--------

Player Statistics	Poland (POL)						Spain (ESP)					
	Match					Team Match	Match					Team Match
	1	2	3	4	5		1	2	3	4	5	
Points won	33	28	48	14	33	156	14	41	39	33	22	149
Biggest lead	9	3	7	1	5	9	1	6	4	9	2	9
Points won on own serve	17	17	25	8	18	85	8	24	21	19	13	85
Points lost on own serve	6	17	18	14	9	64	16	11	23	6	15	71
Most consecutive points won	5	4	8	4	5	8	3	4	4	6	3	6
Greatest deficit overcome	1	3	3	-	2	3	-	1	-	1	-	1

Match/Team Match Statistics	Match					Team Match
	1	2	3	4	5	
Longest rally (strokes)	8	15	15	17	12	17
Average rally	4	5	5	4	4	4

NOTES
The "Greatest deficit overcome" only applies when the player/pair ends up winning the game.

LEGEND
TM Men's Team



Detailed Team Match Results

Poland (POL) 3 - 2 Spain (ESP)

Match 1: CHOJNOWSKI Patryk (POL) 3-0 CARDONA Jorge (ESP)

Match Summary		Match	Game 1	Game 2	Game 3	Game 4	Game 5
CHOJNOWSKI Patryk	POL	3	11	11	11		
CARDONA Jorge	ESP	0	2	6	6		
	Duration	13min	3min	4min	4min		

Team Match No : TM9-10(14) Table : 4 Umpires : WILLIAMS Jackie (GBR) TICACALA Victor Hugo (ARG)

Player Statistics	CHOJNOWSKI Patryk (POL)						CARDONA Jorge (ESP)					
	Game					Match	Game					Match
	1	2	3	4	5		1	2	3	4	5	
Points won	11	11	11			33	2	6	6			14
Biggest lead	9	5	7			9	-	1	-			1
Points won on own serve	6	6	5			17	2	3	3			8
Points lost on own serve	0	3	3			6	5	5	6			16
Most consecutive points won	5	3	5			5	1	3	3			3
Greatest deficit overcome	-	1	-			1	-	-	-			-
Handedness/Grip	Right/Shakehand						Right/Shakehand					

Game/Match Statistics	Game					Match
	1	2	3	4	5	
Longest rally (strokes)	7	8	5			8
Average rally	3	4	3			4

Game Progress

1	CHOJNOWSKI Patryk (POL)	0	*2	4	*5	7	*8	10	11		
	CARDONA Jorge (ESP)	*0	0	*0	1	*1	2	*2	2		
2	CHOJNOWSKI Patryk (POL)	*0	2	*2	3	*5	6	*7	8	*10	11
	CARDONA Jorge (ESP)	0	*0	2	*3	3	*4	5	*6	6	6
3	CHOJNOWSKI Patryk (POL)	0	*2	3	*5	7	*7	9	*10	10	11
	CARDONA Jorge (ESP)	*0	0	*1	1	*1	3	*3	4	*6	6

NOTES

"*" denotes server. The "Greatest deficit overcome" only applies when the player ends up winning the game.

LEGEND

TM Men's Team



Detailed Team Match Results

Poland (POL) 3 - 2 Spain (ESP)

Match 2: POWROZNIAK Sebastian (POL) 1-3 RUIZ REYES Jose Manuel (ESP)

Match Summary		Match	Game 1	Game 2	Game 3	Game 4	Game 5
POWROZNIAK Sebastian	POL	1	5	5	11	7	
RUIZ REYES Jose Manuel	ESP	3	11	11	8	11	
Duration		24min	5min	4min	6min	6min	

Team Match No : TM9-10(14) Table : 4 Umpires : WILLIAMS Jackie (GBR) TICACALA Victor Hugo (ARG)

Player Statistics	POWROZNIAK Sebastian (POL)						RUIZ REYES Jose Manuel (ESP)					
	Game					Match	Game					Match
	1	2	3	4	5		1	2	3	4	5	
Points won	5	5	11	7		28	11	11	8	11		41
Biggest lead	1	-	3	1		3	6	6	3	4		6
Points won on own serve	3	3	7	4		17	6	6	5	7		24
Points lost on own serve	5	5	3	4		17	2	2	4	3		11
Most consecutive points won	1	1	4	2		4	4	3	3	4		4
Greatest deficit overcome	-	-	3	-		3	1	-	-	1		1
Handedness/Grip	Right/Shakehand						Left/Shakehand					

Game/Match Statistics	Game					Match
	1	2	3	4	5	
Longest rally (strokes)	14	6	15	13		15
Average rally	5	4	5	6		5

Game Progress

1	POWROZNIAK Sebastian (POL)	*0	1	*2	3	*3	4	*5	5	5		
	RUIZ REYES Jose Manuel (ESP)	0	*1	2	*3	5	*6	7	*9	11		
2	POWROZNIAK Sebastian (POL)	0	*0	1	*2	3	*3	4	*5	5		
	RUIZ REYES Jose Manuel (ESP)	*0	2	*3	4	*5	7	*8	9	11		
3	POWROZNIAK Sebastian (POL)	*0	0	*1	3	*4	5	*6	8	*8	10	11
	RUIZ REYES Jose Manuel (ESP)	0	*2	3	*3	4	*5	6	*6	8	*8	8
4	POWROZNIAK Sebastian (POL)	0	*1	2	*3	3	*3	5	*6	7	7	
	RUIZ REYES Jose Manuel (ESP)	*0	1	*2	3	*5	7	*7	8	*9	11	

NOTES

"*" denotes server. The "Greatest deficit overcome" only applies when the player ends up winning the game.

LEGEND

TM Men's Team



Detailed Team Match Results

Poland (POL) 3 - 2 Spain (ESP)

Match 3: CHOJNOWSKI Patryk (POL) 3-2 RUIZ REYES Jose Manuel (ESP)

Match Summary		Match	Game 1	Game 2	Game 3	Game 4	Game 5
CHOJNOWSKI Patryk	POL	3	11	7	8	11	11
RUIZ REYES Jose Manuel	ESP	2	6	11	11	7	4
	Duration	36min	5min	6min	6min	7min	5min

Team Match No : TM9-10(14) Table : 4 Umpires : WILLIAMS Jackie (GBR) TICACALA Victor Hugo (ARG)

Player Statistics	CHOJNOWSKI Patryk (POL)						RUIZ REYES Jose Manuel (ESP)					
	Game					Match	Game					Match
	1	2	3	4	5		1	2	3	4	5	
Points won	11	7	8	11	11	48	6	11	11	7	4	39
Biggest lead	5	-	-	4	7	7	1	4	3	3	1	4
Points won on own serve	6	4	4	5	6	25	3	7	5	4	2	21
Points lost on own serve	3	4	6	3	2	18	5	3	4	6	5	23
Most consecutive points won	4	2	2	7	8	8	4	2	3	3	2	4
Greatest deficit overcome	1	-	-	3	1	3	-	-	-	-	-	-
Handedness/Grip	Right/Shakehand						Left/Shakehand					

Game/Match Statistics	Game					Match
	1	2	3	4	5	
Longest rally (strokes)	14	7	13	15	7	15
Average rally	5	4	4	6	4	5

Game Progress

1	CHOJNOWSKI Patryk (POL)	*0	2	*3	4	*4	5	*7	8	*10	11	
	RUIZ REYES Jose Manuel (ESP)	0	*0	1	*2	4	*5	5	*6	6	6	
2	CHOJNOWSKI Patryk (POL)	0	*0	1	*2	3	*4	5	*6	7	7	
	RUIZ REYES Jose Manuel (ESP)	*0	2	*3	4	*5	6	*7	8	*9	11	
3	CHOJNOWSKI Patryk (POL)	*0	0	*1	2	*3	4	*5	6	*7	8	8
	RUIZ REYES Jose Manuel (ESP)	0	*2	3	*4	5	*6	7	*8	9	*10	11
4	CHOJNOWSKI Patryk (POL)	0	*1	2	*2	3	*4	5	*7	9	11	
	RUIZ REYES Jose Manuel (ESP)	*0	1	*2	4	*5	6	*7	7	*7	7	
5	CHOJNOWSKI Patryk (POL)	*0	1	*2	3	*4	6	*8	10	11		
	RUIZ REYES Jose Manuel (ESP)	0	*1	2	*3	4	*4	4	*4	4		

NOTES

"*" denotes server. The "Greatest deficit overcome" only applies when the player ends up winning the game.

LEGEND

TM Men's Team



Detailed Team Match Results

Poland (POL) 3 - 2 Spain (ESP)

Match 4: POWROZNIAK Sebastian (POL) 0-3 CARDONA Jorge (ESP)

Match Summary		Match	Game 1	Game 2	Game 3	Game 4	Game 5
POWROZNIAK Sebastian	POL	0	3	9	2		
CARDONA Jorge	ESP	3	11	11	11		
Duration		15min	4min	6min	4min		

Team Match No : TM9-10(14) Table : 4 Umpires : WILLIAMS Jackie (GBR) TICACALA Victor Hugo (ARG)

Player Statistics	POWROZNIAK Sebastian (POL)						CARDONA Jorge (ESP)					
	Game					Match	Game					Match
	1	2	3	4	5		1	2	3	4	5	
Points won	3	9	2			14	11	11	11			33
Biggest lead	-	1	-			1	8	5	9			9
Points won on own serve	2	5	1			8	7	6	6			19
Points lost on own serve	4	5	5			14	1	4	1			6
Most consecutive points won	2	4	1			4	5	6	5			6
Greatest deficit overcome	-	-	-			-	-	1	-			1
Handedness/Grip	Right/Shakehand						Right/Shakehand					

Game/Match Statistics	Game					Match
	1	2	3	4	5	
Longest rally (strokes)	9	17	8			17
Average rally	3	5	4			4

Game Progress

1	POWROZNIAK Sebastian (POL)	0	*0	0	*1	2	*2	3	3			
	CARDONA Jorge (ESP)	*0	2	*4	5	*6	8	*9	11			
2	POWROZNIAK Sebastian (POL)	*0	1	*1	1	*2	3	*5	6	*7	9	9
	CARDONA Jorge (ESP)	0	*1	3	*5	6	*7	7	*8	9	*9	11
3	POWROZNIAK Sebastian (POL)	0	*0	1	*1	1	*2	2	2			
	CARDONA Jorge (ESP)	*0	2	*3	5	*7	8	*10	11			

NOTES

"*" denotes server. The "Greatest deficit overcome" only applies when the player ends up winning the game.

LEGEND

TM Men's Team



Detailed Team Match Results

Poland (POL) 3 - 2 Spain (ESP)

Match 5: **CHOJNOWSKI Patryk (POL)** 3-0 **CARDONA Jorge (ESP)**
POWROZNIAK Sebastian **RUIZ REYES Jose Manuel**

Match Summary		Match	Game 1	Game 2	Game 3	Game 4	Game 5
CHOJNOWSKI Patryk / POWROZNIAK S	POL	3	11	11	11		
CARDONA Jorge / RUIZ REYES JM	ESP	0	6	7	9		
Duration		19min	4min	6min	8min		

Team Match No : TM9-10(14) Table : 4 Umpires : WILLIAMS Jackie (GBR) TICACALA Victor Hugo (ARG)

Player Statistics	CHOJNOWSKI P / POWROZNIAK S (POL)						CARDONA J / RUIZ REYES JM (ESP)					
	Game					Match	Game					Match
	1	2	3	4	5		1	2	3	4	5	
Points won	11	11	11			33	6	7	9			22
Biggest lead	5	4	5			5	-	2	-			2
Points won on own serve	7	6	5			18	4	5	4			13
Points lost on own serve	2	2	5			9	4	5	6			15
Most consecutive points won	5	4	5			5	2	3	3			3
Greatest deficit overcome	-	2	-			2	-	-	-			-
Handedness/Grip	Right/Shakehand - Right/Shakehand						Right/Shakehand - Left/Shakehand					

Game/Match Statistics	Game					Match
	1	2	3	4	5	
Longest rally (strokes)	8	9	12			12
Average rally	4	5	5			4

Game Progress

1	CHOJNOWSKI P / POWROZNIAK S (POL)	-*0	2	*-3	4	-*4	5	*-6	8	-*10	11	
	CARDONA J / RUIZ REYES JM (ESP)	0	-*0	1	*-2	4	-*5	6	*-6	6	6	
2	CHOJNOWSKI P / POWROZNIAK S (POL)	0	-*0	2	*-4	5	-*6	7	*-7	9	11	
	CARDONA J / RUIZ REYES JM (ESP)	-*0	2	*-2	2	-*3	4	*-5	7	-*7	7	
3	CHOJNOWSKI P / POWROZNIAK S (POL)	-*0	1	*-3	5	-*6	7	*-8	8	-*9	10	11
	CARDONA J / RUIZ REYES JM (ESP)	0	-*1	1	*-1	2	-*3	4	*-6	7	-*8	9

NOTES

"*-" denotes first player of pair is server, "-*" denotes second player of pair is server. The "Greatest deficit overcome" only applies when the pair ends up winning the game.

LEGEND

TM Men's Team



Detailed Team Match Results

Spain (ESP) 3 - 1 Ukraine (UKR)

Team Match No : TM9-10(15) Table : 4 Umpires : EDWARDS David (GBR) LEE Soon-Ju (KOR)

Match 1			Match	Game 1	Game 2	Game 3	Game 4	Game 5
A	RUIZ REYES Jose Manuel	ESP	3	11	6	5	11	11
X	KUBOV Vadym	UKR	2	5	11	11	7	6
Duration of Match 1			38min	5min	6min	6min	7min	7min

Match 2			Match	Game 1	Game 2	Game 3	Game 4	Game 5
B	CARDONA Jorge	ESP	3	11	11	11		
Y	SHCHEPANSKY Y Yuriy	UKR	0	9	7	5		
Duration of Match 2			20min	5min	5min	4min		

Match 3			Match	Game 1	Game 2	Game 3	Game 4	Game 5
A	RUIZ REYES Jose Manuel	ESP	2	11	8	10	11	13
Y	SHCHEPANSKY Y Yuriy	UKR	3	8	11	12	5	15
Duration of Match 3			39min	5min	6min	6min	4min	10min

Match 4			Match	Game 1	Game 2	Game 3	Game 4	Game 5
B	CARDONA Jorge	ESP	3	11	11	15		
X	KUBOV Vadym	UKR	0	6	9	13		
Duration of Match 4			28min	6min	6min	10min		

Duration of Team Match	2h16min
------------------------	---------

Player Statistics	Spain (ESP)					Team Match	Ukraine (UKR)					Team Match
	Match						Match					
	1	2	3	4	5		1	2	3	4	5	
Points won	44	33	53	37		167	40	21	51	28		140
Biggest lead	6	10	6	6		10	6	2	4	1		6
Points won on own serve	22	19	22	21		84	19	12	21	16		68
Points lost on own serve	21	9	30	12		72	22	14	31	16		83
Most consecutive points won	6	10	5	7		10	5	7	4	4		7
Greatest deficit overcome	1	2	-	1		2	1	-	2	-		2

Match/Team Match Statistics	Match					Team Match
	1	2	3	4	5	
Longest rally (strokes)	19	14	19	16		19
Average rally	5	4	5	5		5

NOTES
The "Greatest deficit overcome" only applies when the player/pair ends up winning the game.

LEGEND
TM Men's Team



Detailed Team Match Results

Spain (ESP) 3 - 1 Ukraine (UKR)

Match 1: RUIZ REYES Jose Manuel (ESP) 3-2 KUBOV Vadym (UKR)

Match Summary		Match	Game 1	Game 2	Game 3	Game 4	Game 5
RUIZ REYES Jose Manuel	ESP	3	11	6	5	11	11
KUBOV Vadym	UKR	2	5	11	11	7	6
Duration		38min	5min	6min	6min	7min	7min

Team Match No : TM9-10(15) Table : 4 Umpires : EDWARDS David (GBR) LEE Soon-Ju (KOR)

Player Statistics	RUIZ REYES Jose Manuel (ESP)						KUBOV Vadym (UKR)					
	Game					Match	Game					Match
	1	2	3	4	5		1	2	3	4	5	
Points won	11	6	5	11	11	44	5	11	11	7	6	40
Biggest lead	6	1	-	4	5	6	1	5	6	-	-	6
Points won on own serve	6	3	2	6	5	22	3	5	5	3	3	19
Points lost on own serve	2	6	6	4	3	21	5	3	3	5	6	22
Most consecutive points won	6	3	2	3	3	6	2	4	5	2	2	5
Greatest deficit overcome	1	-	-	-	-	1	-	1	-	-	-	1
Handedness/Grip	Left/Shakehand						Left/Shakehand					

Game/Match Statistics	Game					Match
	1	2	3	4	5	
Longest rally (strokes)	13	17	8	19	9	19
Average rally	4	6	4	6	4	5

Game Progress

1	RUIZ REYES Jose Manuel (ESP)	0	*1	2	*4	6	*8	9	*9	11	
	KUBOV Vadym (UKR)	*0	1	*2	2	*2	2	*3	5	5	
2	RUIZ REYES Jose Manuel (ESP)	*0	0	*2	3	*3	4	*5	6	*6	6
	KUBOV Vadym (UKR)	0	*2	2	*3	5	*6	7	*8	10	11
3	RUIZ REYES Jose Manuel (ESP)	0	*1	1	*1	2	*3	4	*5	5	
	KUBOV Vadym (UKR)	*0	1	*3	5	*6	7	*8	9	11	
4	RUIZ REYES Jose Manuel (ESP)	*0	1	*3	4	*5	6	*7	8	*9	11
	KUBOV Vadym (UKR)	0	*1	1	*2	3	*4	5	*6	7	7
5	RUIZ REYES Jose Manuel (ESP)	0	*2	3	*4	6	*7	8	*9	10	11
	KUBOV Vadym (UKR)	*0	0	*1	2	*2	3	*4	5	*6	6

NOTES

"*" denotes server. The "Greatest deficit overcome" only applies when the player ends up winning the game.

LEGEND

TM Men's Team



Detailed Team Match Results

Spain (ESP) 3 - 1 Ukraine (UKR)

Match 2: **CARDONA Jorge (ESP)** 3-0 **SHCHEPANSKY Yurii (UKR)**

Match Summary		Match	Game 1	Game 2	Game 3	Game 4	Game 5
CARDONA Jorge	ESP	3	11	11	11		
SHCHEPANSKY Yurii	UKR	0	9	7	5		
	Duration	20min	5min	5min	4min		

Team Match No : TM9-10(15) Table : 4 Umpires : EDWARDS David (GBR) LEE Soon-Ju (KOR)

Player Statistics	CARDONA Jorge (ESP)						SHCHEPANSKY Yurii (UKR)					
	Game					Match	Game					Match
	1	2	3	4	5		1	2	3	4	5	
Points won	11	11	11			33	9	7	5			21
Biggest lead	2	10	7			10	2	-	1			2
Points won on own serve	6	7	6			19	5	4	3			12
Points lost on own serve	4	3	2			9	5	4	5			14
Most consecutive points won	3	10	8			10	2	7	3			7
Greatest deficit overcome	2	-	1			2	-	-	-			-
Handedness/Grip	Right/Shakehand						Left/Shakehand					

Game/Match Statistics	Game					Match
	1	2	3	4	5	
Longest rally (strokes)	7	10	14			14
Average rally	4	4	5			4

Game Progress

1	CARDONA Jorge (ESP)	0	*1	2	*2	3	*4	6	*7	8	*10	11
	SHCHEPANSKY Yurii (UKR)	*0	1	*2	4	*5	6	*6	7	*8	8	9
2	CARDONA Jorge (ESP)	*0	2	*4	6	*8	10	*10	10	*10	11	
	SHCHEPANSKY Yurii (UKR)	0	*0	0	*0	0	*0	2	*4	6	7	
3	CARDONA Jorge (ESP)	0	*1	2	*4	6	*8	9	*9	11		
	SHCHEPANSKY Yurii (UKR)	*0	1	*2	2	*2	2	*3	5	5		

NOTES

"*" denotes server. The "Greatest deficit overcome" only applies when the player ends up winning the game.

LEGEND

TM Men's Team



Detailed Team Match Results

Spain (ESP) 3 - 1 Ukraine (UKR)

Match 3: RUIZ REYES Jose Manuel (ESP) 2-3 SHCHEPANSKY Yuriy (UKR)

Match Summary		Match	Game 1	Game 2	Game 3	Game 4	Game 5
RUIZ REYES Jose Manuel	ESP	2	11	8	10	11	13
SHCHEPANSKY Yuriy	UKR	3	8	11	12	5	15
Duration		39min	5min	6min	6min	4min	10min

Team Match No : TM9-10(15) Table : 4 Umpires : EDWARDS David (GBR) LEE Soon-Ju (KOR)

Player Statistics	RUIZ REYES Jose Manuel (ESP)						SHCHEPANSKY Yuriy (UKR)					
	Game					Match	Game					Match
	1	2	3	4	5		1	2	3	4	5	
Points won	11	8	10	11	13	53	8	11	12	5	15	51
Biggest lead	5	2	-	6	2	6	-	3	4	-	2	4
Points won on own serve	5	3	3	5	6	22	3	5	4	2	7	21
Points lost on own serve	5	6	8	3	8	30	6	5	7	6	7	31
Most consecutive points won	3	2	3	5	3	5	4	4	3	3	3	4
Greatest deficit overcome	-	-	-	-	-	-	-	2	-	-	2	2
Handedness/Grip	Left/Shakehand						Left/Shakehand					

Game/Match Statistics	Game					Match
	1	2	3	4	5	
Longest rally (strokes)	8	19	8	12	18	19
Average rally	4	6	4	6	6	5

Game Progress

1	RUIZ REYES Jose Manuel (ESP)	*0	2	*3	4	*6	7	*7	8	*10	10	11							
	SHCHEPANSKY Yuriy (UKR)	0	*0	1	*2	2	*3	5	*6	6	*8	8							
2	RUIZ REYES Jose Manuel (ESP)	0	*1	2	*4	5	*5	5	*6	7	*8	8							
	SHCHEPANSKY Yuriy (UKR)	*0	1	*2	2	*3	5	*7	8	*9	10	11							
3	RUIZ REYES Jose Manuel (ESP)	*0	0	*1	1	*2	4	*5	6	*8	8	*10	10	10					
	SHCHEPANSKY Yuriy (UKR)	0	*2	3	*5	6	*6	7	*8	8	*10	10	*11	12					
4	RUIZ REYES Jose Manuel (ESP)	0	*2	4	*5	6	*8	8	*9	11									
	SHCHEPANSKY Yuriy (UKR)	*0	0	*0	1	*2	2	*4	5	5									
5	RUIZ REYES Jose Manuel (ESP)	*0	1	*2	3	*5	6	*7	8	*9	10	*10	10	*11	12	*12	12	*13	13
	SHCHEPANSKY Yuriy (UKR)	0	*1	2	*3	3	*4	5	*6	7	*8	10	*11	11	*11	12	*13	13	*14
		13																	
		15																	

NOTES
 "*" denotes server. The "Greatest deficit overcome" only applies when the player ends up winning the game.

LEGEND
 TM Men's Team



Detailed Team Match Results

Spain (ESP) 3 - 1 Ukraine (UKR)

Match 4: **CARDONA Jorge (ESP)** 3-0 **KUBOV Vadym (UKR)**

Match Summary		Match	Game 1	Game 2	Game 3	Game 4	Game 5
CARDONA Jorge	ESP	3	11	11	15		
KUBOV Vadym	UKR	0	6	9	13		
	Duration	28min	6min	6min	10min		

Team Match No : TM9-10(15) Table : 4 Umpires : EDWARDS David (GBR) LEE Soon-Ju (KOR)

Player Statistics	CARDONA Jorge (ESP)						KUBOV Vadym (UKR)					
	Game					Match	Game					Match
	1	2	3	4	5		1	2	3	4	5	
Points won	11	11	15			37	6	9	13			28
Biggest lead	5	3	6			6	1	1	1			1
Points won on own serve	6	7	8			21	3	6	7			16
Points lost on own serve	3	3	6			12	5	4	7			16
Most consecutive points won	4	3	7			7	3	3	4			4
Greatest deficit overcome	1	1	1			1	-	-	-			-
Handedness/Grip	Right/Shakehand						Left/Shakehand					

Game/Match Statistics	Game					Match
	1	2	3	4	5	
Longest rally (strokes)	12	14	16			16
Average rally	4	5	5			5

Game Progress

1	CARDONA Jorge (ESP)	*0	1	*2	3	*5	7	*7	8	*10	11								
	KUBOV Vadym (UKR)	0	*1	2	*3	3	*3	5	*6	6	6								
2	CARDONA Jorge (ESP)	0	*1	3	*4	5	*6	7	*7	8	*9	11							
	KUBOV Vadym (UKR)	*0	1	*1	2	*3	4	*5	7	*8	9	9							
3	CARDONA Jorge (ESP)	*0	1	*2	4	*6	8	*8	8	*9	9	*10	11	*11	12	*12	12	*13	14
	KUBOV Vadym (UKR)	0	*1	2	*2	2	*2	4	*6	7	*9	10	*10	11	*11	12	*13	13	*13
		15																	
		13																	

NOTES

"*" denotes server. The "Greatest deficit overcome" only applies when the player ends up winning the game.

LEGEND

TM Men's Team



Detailed Team Match Results

Poland (POL) 2 - 3 People's Republic of China (CHN)

Team Match No : TM9-10(16) Table : 2 Umpires : DEMARIO Leonor (BRA) MONTFORT Neil (AUS)

Match 1			Match	Game 1	Game 2	Game 3	Game 4	Game 5
A	CHOJNOWSKI Patryk	POL	3	11	11	3	9	11
X	MA Lin	CHN	2	3	6	11	11	7
Duration of Match 1			29min	4min	4min	4min	5min	5min

Match 2			Match	Game 1	Game 2	Game 3	Game 4	Game 5
B	POWROZNIAK Sebastian	POL	1	2	6	11	3	
Y	GE Yang	CHN	3	11	11	8	11	
Duration of Match 2			21min	4min	5min	5min	4min	

Match 3			Match	Game 1	Game 2	Game 3	Game 4	Game 5
A	CHOJNOWSKI Patryk	POL	3	11	11	11		
Y	GE Yang	CHN	0	9	9	6		
Duration of Match 3			20min	6min	7min	5min		

Match 4			Match	Game 1	Game 2	Game 3	Game 4	Game 5
B	POWROZNIAK Sebastian	POL	1	11	3	5	7	
X	MA Lin	CHN	3	9	11	11	11	
Duration of Match 4			20min	5min	3min	5min	4min	

Match 5			Match	Game 1	Game 2	Game 3	Game 4	Game 5
	CHOJNOWSKI P / POWROZNIAK S	POL	1	8	9	11	6	
	MA L / GE Y	CHN	3	11	11	9	11	
Duration of Match 5			30min	5min	6min	6min	5min	

Duration of Team Match	2h16min
------------------------	---------

Player Statistics	Poland (POL)						People's Republic of China (CHN)					
	Match					Team Match	Match					Team Match
	1	2	3	4	5		1	2	3	4	5	
Points won	45	22	33	26	34	160	38	41	24	42	42	187
Biggest lead	8	6	5	2	4	8	8	9	5	8	7	9
Points won on own serve	24	11	18	15	15	83	23	18	14	25	19	99
Points lost on own serve	15	23	10	17	23	88	21	11	15	11	19	77
Most consecutive points won	7	6	10	3	4	10	6	11	5	6	8	11
Greatest deficit overcome	1	-	5	-	1	5	3	2	-	-	1	3

Match/Team Match Statistics	Match					Team Match
	1	2	3	4	5	
Longest rally (strokes)	12	9	13	10	10	13
Average rally	4	3	4	4	4	4

NOTES
The "Greatest deficit overcome" only applies when the player/pair ends up winning the game.

LEGEND
TM Men's Team



Detailed Team Match Results

Poland (POL) **2 - 3** People's Republic of China (CHN)

Match 1: CHOJNOWSKI Patryk (POL) **3-2** MA Lin (CHN)

Match Summary		Match	Game 1	Game 2	Game 3	Game 4	Game 5
CHOJNOWSKI Patryk	POL	3	11	11	3	9	11
MA Lin	CHN	2	3	6	11	11	7
Duration		29min	4min	4min	4min	5min	5min

Team Match No : TM9-10(16) Table : 2 Umpires : DEMARIO Leonor (BRA) MONTFORT Neil (AUS)

Player Statistics	CHOJNOWSKI Patryk (POL)						MA Lin (CHN)					
	Game					Match	Game					Match
	1	2	3	4	5		1	2	3	4	5	
Points won	11	11	3	9	11	45	3	6	11	11	7	38
Biggest lead	8	6	1	3	7	8	-	1	8	2	-	8
Points won on own serve	4	7	2	6	5	24	1	4	7	7	4	23
Points lost on own serve	2	2	4	4	3	15	7	4	1	3	6	21
Most consecutive points won	5	7	2	4	4	7	1	2	6	5	4	6
Greatest deficit overcome	-	1	-	-	-	1	-	-	1	3	-	3
Handedness/Grip	Right/Shakehand						Left/Shakehand					

Game/Match Statistics	Game					Match
	1	2	3	4	5	
Longest rally (strokes)	12	6	5	11	6	12
Average rally	4	3	3	4	4	4

Game Progress

1	CHOJNOWSKI Patryk (POL)	0	*2	4	*5	6	*8	9	11		
	MA Lin (CHN)	*0	0	*0	1	*2	2	*3	3		
2	CHOJNOWSKI Patryk (POL)	*0	1	*2	3	*4	6	*8	10	*10	11
	MA Lin (CHN)	0	*1	2	*3	4	*4	4	*4	6	6
3	CHOJNOWSKI Patryk (POL)	0	*1	2	*2	3	*3	3	3		
	MA Lin (CHN)	*0	1	*2	4	*5	7	*9	11		
4	CHOJNOWSKI Patryk (POL)	*0	1	*2	3	*3	5	*6	8	*9	9
	MA Lin (CHN)	0	*1	2	*3	5	*5	6	*6	7	*9
5	CHOJNOWSKI Patryk (POL)	0	*2	4	*5	6	*7	9	*10	10	11
	MA Lin (CHN)	*0	0	*0	1	*2	3	*3	4	*6	7

NOTES
 "*" denotes server. The "Greatest deficit overcome" only applies when the player ends up winning the game.

LEGEND
 TM Men's Team



Detailed Team Match Results

Poland (POL) **2 - 3** People's Republic of China (CHN)

Match 2: POWROZNIAK Sebastian (POL) **1-3** GE Yang (CHN)

Match Summary		Match	Game 1	Game 2	Game 3	Game 4	Game 5
POWROZNIAK Sebastian	POL	1	2	6	11	3	
GE Yang	CHN	3	11	11	8	11	
Duration		21min	4min	5min	5min	4min	

Team Match No : TM9-10(16) Table : 2 Umpires : DEMARIO Leonor (BRA) MONTFORT Neil (AUS)

Player Statistics	POWROZNIAK Sebastian (POL)						GE Yang (CHN)					
	Game					Match	Game					Match
	1	2	3	4	5		1	2	3	4	5	
Points won	2	6	11	3		22	11	11	8	11		41
Biggest lead	2	-	6	-		6	9	5	-	8		9
Points won on own serve	0	3	7	1		11	5	5	4	4		18
Points lost on own serve	6	6	4	7		23	2	3	4	2		11
Most consecutive points won	2	2	6	3		6	11	3	6	6		11
Greatest deficit overcome	-	-	-	-		-	2	-	-	-		2
Handedness/Grip	Right/Shakehand						Left/Shakehand					

Game/Match Statistics	Game					Match
	1	2	3	4	5	
Longest rally (strokes)	5	7	9	6		9
Average rally	3	3	4	3		3

Game Progress

1	POWROZNIAK Sebastian (POL)	0	*2	2	*2	2	*2	2	2	2
	GE Yang (CHN)	*0	0	*2	4	*6	8	*10	11	
2	POWROZNIAK Sebastian (POL)	*0	0	*1	3	*4	4	*5	6	*6
	GE Yang (CHN)	0	*2	3	*3	4	*6	7	*8	10
3	POWROZNIAK Sebastian (POL)	0	*1	3	*5	7	*7	*7	*7	9
	GE Yang (CHN)	*0	1	*1	1	*1	3	5	7	*7
4	POWROZNIAK Sebastian (POL)	*0	0	*0	1	*3	3	*3	3	3
	GE Yang (CHN)	0	*2	4	*5	5	*7	9	11	

NOTES

"*" denotes server. The "Greatest deficit overcome" only applies when the player ends up winning the game.

LEGEND

TM Men's Team



Detailed Team Match Results

Poland (POL) **2 - 3** People's Republic of China (CHN)

Match 3: CHOJNOWSKI Patryk (POL) **3-0** GE Yang (CHN)

Match Summary		Match	Game 1	Game 2	Game 3	Game 4	Game 5
CHOJNOWSKI Patryk	POL	3	11	11	11		
GE Yang	CHN	0	9	9	6		
	Duration	20min	6min	7min	5min		

Team Match No : TM9-10(16) Table : 2 Umpires : DEMARIO Leonor (BRA) MONTFORT Neil (AUS)

Player Statistics	CHOJNOWSKI Patryk (POL)						GE Yang (CHN)					
	Game					Match	Game					Match
	1	2	3	4	5		1	2	3	4	5	
Points won	11	11	11			33	9	9	6			24
Biggest lead	5	2	5			5	5	4	1			5
Points won on own serve	6	6	6			18	5	5	4			14
Points lost on own serve	4	4	2			10	5	5	5			15
Most consecutive points won	10	5	4			10	5	4	2			5
Greatest deficit overcome	5	4	1			5	-	-	-			-
Handedness/Grip	Right/Shakehand						Left/Shakehand					

Game/Match Statistics	Game					Match
	1	2	3	4	5	
Longest rally (strokes)	7	13	9			13
Average rally	4	4	4			4

Game Progress

1	CHOJNOWSKI Patryk (POL)	0	*0	0	*1	3	*5	7	*9	10	*10	11
	GE Yang (CHN)	*0	2	*4	5	*5	5	*5	5	*6	8	9
2	CHOJNOWSKI Patryk (POL)	*0	1	*1	1	*3	5	*6	8	*8	9	11
	GE Yang (CHN)	0	*1	3	*5	5	*5	6	*6	8	*9	9
3	CHOJNOWSKI Patryk (POL)	0	*1	2	*3	5	*6	7	*8	10	11	
	GE Yang (CHN)	*0	1	*2	3	*3	4	*5	6	*6	6	

NOTES

"*" denotes server. The "Greatest deficit overcome" only applies when the player ends up winning the game.

LEGEND

TM Men's Team



Detailed Team Match Results

Poland (POL) **2 - 3** People's Republic of China (CHN)

Match 4: POWROZNIAK Sebastian (POL) **1-3** MA Lin (CHN)

Match Summary		Match	Game 1	Game 2	Game 3	Game 4	Game 5
POWROZNIAK Sebastian	POL	1	11	3	5	7	
MA Lin	CHN	3	9	11	11	11	
Duration		20min	5min	3min	5min	4min	

Team Match No : TM9-10(16) Table : 2 Umpires : DEMARIO Leonor (BRA) MONTFORT Neil (AUS)

Player Statistics	POWROZNIAK Sebastian (POL)						MA Lin (CHN)					
	Game					Match	Game					Match
	1	2	3	4	5		1	2	3	4	5	
Points won	11	3	5	7		26	9	11	11	11		42
Biggest lead	2	-	-	-		2	-	8	6	5		8
Points won on own serve	7	2	2	4		15	6	7	5	7		25
Points lost on own serve	3	4	6	4		17	4	1	3	3		11
Most consecutive points won	2	3	2	2		3	2	6	4	3		6
Greatest deficit overcome	-	-	-	-		-	-	-	-	-		-
Handedness/Grip	Right/Shakehand						Left/Shakehand					

Game/Match Statistics	Game					Match
	1	2	3	4	5	
Longest rally (strokes)	10	6	7	6		10
Average rally	4	3	4	4		4

Game Progress

1	POWROZNIAK Sebastian (POL)	*0	2	*2	3	*4	6	*6	7	*8	9	11
	MA Lin (CHN)	0	*0	2	*3	4	*4	6	*7	8	*9	9
2	POWROZNIAK Sebastian (POL)	0	*0	0	*0	2	*3	3	3			3
	MA Lin (CHN)	*0	2	*4	6	*6	7	*9	11			11
3	POWROZNIAK Sebastian (POL)	*0	1	*2	2	*3	3	*4	5	5		
	MA Lin (CHN)	0	*1	2	*4	5	*7	8	*9	11		
4	POWROZNIAK Sebastian (POL)	0	*0	1	*2	3	*3	4	*5	6	7	
	MA Lin (CHN)	*0	2	*3	4	*5	7	*8	9	*10	11	

NOTES

"*" denotes server. The "Greatest deficit overcome" only applies when the player ends up winning the game.

LEGEND

TM Men's Team



Detailed Team Match Results

Poland (POL) **2 - 3** People's Republic of China (CHN)

Match 5: CHOJNOWSKI Patryk (POL) **1-3** MA Lin (CHN)
POWROZNIAK Sebastian **GE Yang**

Match Summary		Match	Game 1	Game 2	Game 3	Game 4	Game 5
CHOJNOWSKI Patryk / POWROZNIAK S	POL	1	8	9	11	6	
MA Lin / GE Y	CHN	3	11	11	9	11	
Duration		30min	5min	6min	6min	5min	

Team Match No : TM9-10(16) Table : 2 Umpires : DEMARIO Leonor (BRA) MONTFORT Neil (AUS)

Player Statistics	CHOJNOWSKI P / POWROZNIAK S (POL)						MA L / GE Y (CHN)					
	Game					Match	Game					Match
	1	2	3	4	5		1	2	3	4	5	
Points won	8	9	11	6		34	11	11	9	11		42
Biggest lead	1	1	4	1		4	3	3	1	7		7
Points won on own serve	3	3	6	3		15	5	4	5	5		19
Points lost on own serve	6	7	4	6		23	5	6	5	3		19
Most consecutive points won	3	3	4	3		4	4	4	3	8		8
Greatest deficit overcome	-	-	1	-		1	1	1	-	1		1
Handedness/Grip	Right/Shakehand - Right/Shakehand						Left/Shakehand - Left/Shakehand					

Game/Match Statistics	Game					Match
	1	2	3	4	5	
Longest rally (strokes)	10	8	7	7		10
Average rally	5	4	4	3		4

Game Progress

1	CHOJNOWSKI P / POWROZNIAK S (POL)	0	*1	1	*2	3	*4	6	*7	7	*8	8
	MA L / GE Y (CHN)	*0	1	*3	4	*5	6	*6	7	*9	10	11
2	CHOJNOWSKI P / POWROZNIAK S (POL)	*0	1	*2	2	*4	5	*6	6	*7	8	9
	MA L / GE Y (CHN)	0	*1	2	*4	4	*5	6	*8	9	*10	11
3	CHOJNOWSKI P / POWROZNIAK S (POL)	0	*1	3	*5	6	*6	7	*8	8	*9	11
	MA L / GE Y (CHN)	*0	1	*1	1	*2	4	*5	6	*8	9	9
4	CHOJNOWSKI P / POWROZNIAK S (POL)	*0	1	*2	3	*3	3	*3	4	*6		6
	MA L / GE Y (CHN)	0	*1	2	*3	5	*7	9	*10	10	11	11

NOTES

"*- " denotes first player of pair is server, "-*" denotes second player of pair is server. The "Greatest deficit overcome" only applies when the pair ends up winning the game.

LEGEND

TM Men's Team



Player Statistics

As of SAT 8 SEP 2012

Players	NPC	Matches				Games				Match Duration	
		Played	Won	Lost	%Won	Played	Won	Lost	%Won	All	Average
ABDELWAHAB A	EGY	2	1	1	50%	8	3	5	38%	40min	20min
Right/Shakehand		Points Won				Points Lost					
C10		Total	Own Serve:	34	Most Consecutive:	4	Total	Own Serve:	39	Most Consecutive:	6
		60	Opp. Serve:	26	GDO:	2	80	Opp. Serve:	41	GLL:	1
ANDERSSON Fredrik	SWE	4	3	1	75%	15	9	6	60%	1h33min	23min
Left/Shakehand		Points Won				Points Lost					
C10		Total	Own Serve:	80	Most Consecutive:	8	Total	Own Serve:	55	Most Consecutive:	7
		137	Opp. Serve:	57	GDO:	3	132	Opp. Serve:	77	GLL:	3
BAKAR Mohamad Azwar	MAS	4	2	2	50%	17	9	8	53%	1h44min	26min
Left/Shakehand		Points Won				Points Lost					
C10		Total	Own Serve:	85	Most Consecutive:	11	Total	Own Serve:	66	Most Consecutive:	5
		161	Opp. Serve:	76	GDO:	4	141	Opp. Serve:	75	GLL:	2
BERECKI Dezso	HUN	3	1	2	33%	10	4	6	40%	1h6min	22min
Right/Shakehand		Points Won				Points Lost					
C10		Total	Own Serve:	47	Most Consecutive:	4	Total	Own Serve:	53	Most Consecutive:	8
		94	Opp. Serve:	47	GDO:	2	101	Opp. Serve:	48	GLL:	4
BOUVAIS Thomas	FRA	2	1	1	50%	6	3	3	50%	39min	20min
Right/Shakehand		Points Won				Points Lost					
C9		Total	Own Serve:	36	Most Consecutive:	9	Total	Own Serve:	20	Most Consecutive:	8
		59	Opp. Serve:	23	GDO:	1	52	Opp. Serve:	32	GLL:	3
CABESTANY Cedrik	FRA	2	1	1	50%	9	5	4	56%	1h0min	30min
Right/Shakehand		Points Won				Points Lost					
C9		Total	Own Serve:	43	Most Consecutive:	5	Total	Own Serve:	36	Most Consecutive:	6
		79	Opp. Serve:	36	GDO:	3	81	Opp. Serve:	45	GLL:	3
CARBINATTI Carlos	BRA	2	1	1	50%	10	5	5	50%	1h8min	34min
Left/Shakehand		Points Won				Points Lost					
C10		Total	Own Serve:	51	Most Consecutive:	7	Total	Own Serve:	45	Most Consecutive:	11
		91	Opp. Serve:	40	GDO:	2	102	Opp. Serve:	57	GLL:	5
CARDONA Jorge	ESP	5	4	1	80%	15	12	3	80%	1h34min	19min
Right/Shakehand		Points Won				Points Lost					
C10		Total	Own Serve:	87	Most Consecutive:	10	Total	Own Serve:	52	Most Consecutive:	7
		150	Opp. Serve:	63	GDO:	2	120	Opp. Serve:	68	GLL:	1
CHOJNOWSKI Patryk	POL	6	6	0	100%	22	18	4	82%	2h3min	21min
Right/Shakehand		Points Won				Points Lost					
C10		Total	Own Serve:	119	Most Consecutive:	10	Total	Own Serve:	63	Most Consecutive:	6
		227	Opp. Serve:	108	GDO:	5	147	Opp. Serve:	84	GLL:	3
CSONKA Andras	HUN	4	1	3	25%	14	3	11	21%	1h18min	20min
Left/Shakehand		Points Won				Points Lost					
C8		Total	Own Serve:	62	Most Consecutive:	5	Total	Own Serve:	65	Most Consecutive:	8
		108	Opp. Serve:	46	GDO:	2	144	Opp. Serve:	79	GLL:	5

LEGEND	GDO Greatest deficit overcome	GLL Greatest lead lost	Opp. Opponent's
---------------	--------------------------------------	-------------------------------	------------------------



Player Statistics

As of SAT 8 SEP 2012

Players	NPC	Matches				Games				Match Duration	
		Played	Won	Lost	%Won	Played	Won	Lost	%Won	All	Average
GE Yang	CHN	6	5	1	83%	19	15	4	79%	1h54min	19min
Left/Shakehand		Points Won				Points Lost					
C10		Total	Own Serve:	103	Most Consecutive:	11	Total	Own Serve:	62	Most Consecutive:	10
		205	Opp. Serve:	102	GDO:	6	133	Opp. Serve:	71	GLL:	5
HEIJNEN Tonnie	NED	3	0	3	0%	12	3	9	25%	1h4min	21min
Left/Shakehand		Points Won				Points Lost					
C9		Total	Own Serve:	49	Most Consecutive:	5	Total	Own Serve:	55	Most Consecutive:	10
		96	Opp. Serve:	47	GDO:	2	123	Opp. Serve:	68	GLL:	4
KARLSSON Linus	SWE	4	1	3	25%	14	4	10	29%	1h17min	19min
Right/Shakehand		Points Won				Points Lost					
C9		Total	Own Serve:	58	Most Consecutive:	6	Total	Own Serve:	63	Most Consecutive:	9
		109	Opp. Serve:	51	GDO:	2	132	Opp. Serve:	69	GLL:	3
KOH Zhi Liang	MAS	4	2	2	50%	16	7	9	44%	1h48min	27min
Left/Shakehand		Points Won				Points Lost					
C9		Total	Own Serve:	76	Most Consecutive:	7	Total	Own Serve:	71	Most Consecutive:	7
		143	Opp. Serve:	67	GDO:	5	151	Opp. Serve:	80	GLL:	3
KUBOV Vadym	UKR	5	1	4	20%	20	7	13	35%	2h28min	30min
Left/Shakehand		Points Won				Points Lost					
C9		Total	Own Serve:	93	Most Consecutive:	7	Total	Own Serve:	89	Most Consecutive:	8
		174	Opp. Serve:	81	GDO:	3	195	Opp. Serve:	106	GLL:	4
LAST Gerben	NED	4	2	2	50%	12	6	6	50%	55min	14min
Right/Shakehand		Points Won				Points Lost					
C9		Total	Own Serve:	56	Most Consecutive:	8	Total	Own Serve:	47	Most Consecutive:	10
		101	Opp. Serve:	45	GDO:	1	96	Opp. Serve:	49	GLL:	4
LUKYANOV Pavel	RUS	2	2	0	100%	6	6	0	100%	36min	18min
Left/Shakehand		Points Won				Points Lost					
C10		Total	Own Serve:	35	Most Consecutive:	6	Total	Own Serve:	22	Most Consecutive:	4
		69	Opp. Serve:	34	GDO:	5	49	Opp. Serve:	27	GLL:	0
MA Lin	CHN	4	3	1	75%	15	11	4	73%	1h23min	21min
Left/Shakehand		Points Won				Points Lost					
C9		Total	Own Serve:	87	Most Consecutive:	7	Total	Own Serve:	50	Most Consecutive:	7
		150	Opp. Serve:	63	GDO:	4	116	Opp. Serve:	66	GLL:	1
NOZDRUNOV Iurii	RUS	2	0	2	0%	8	2	6	25%	44min	22min
Right/Shakehand		Points Won				Points Lost					
C9		Total	Own Serve:	30	Most Consecutive:	8	Total	Own Serve:	38	Most Consecutive:	5
		64	Opp. Serve:	34	GDO:	1	77	Opp. Serve:	39	GLL:	2
POWROZNIAK Sebastian	POL	6	0	6	0%	23	5	18	22%	2h6min	21min
Right/Shakehand		Points Won				Points Lost					
C10		Total	Own Serve:	83	Most Consecutive:	6	Total	Own Serve:	109	Most Consecutive:	11
		148	Opp. Serve:	65	GDO:	3	238	Opp. Serve:	129	GLL:	3

LEGEND
GDO Greatest deficit overcome **GLL** Greatest lead lost **Opp.** Opponent's



Player Statistics

As of SAT 8 SEP 2012

Players	NPC	Matches				Games				Match Duration	
		Played	Won	Lost	%Won	Played	Won	Lost	%Won	All	Average
RUIZ REYES Jose Manuel	ESP	6	4	2	67%	26	16	10	62%	3h3min	31min
Left/Shakehand		Points Won				Points Lost					
C10		Total	Own Serve:	131	Most Consecutive:	8	Total	Own Serve:	109	Most Consecutive:	8
		256	Opp. Serve:	125	GDO:	4	219	Opp. Serve:	110	GLL:	3
SALMIN Paulo	BRA	2	0	2	0%	7	1	6	14%	42min	21min
Right/Shakehand		Points Won				Points Lost					
C8		Total	Own Serve:	21	Most Consecutive:	4	Total	Own Serve:	42	Most Consecutive:	6
		47	Opp. Serve:	26	GDO:	2	75	Opp. Serve:	33	GLL:	1
SHCHEPANSKY Yurii	UKR	6	3	3	50%	21	9	12	43%	2h23min	24min
Left/Shakehand		Points Won				Points Lost					
C9		Total	Own Serve:	103	Most Consecutive:	7	Total	Own Serve:	101	Most Consecutive:	10
		199	Opp. Serve:	96	GDO:	3	210	Opp. Serve:	109	GLL:	6
YOUSSEF Sayed	EGY	2	1	1	50%	7	3	4	43%	36min	18min
Left/Shakehand		Points Won				Points Lost					
C7		Total	Own Serve:	33	Most Consecutive:	6	Total	Own Serve:	33	Most Consecutive:	8
		60	Opp. Serve:	27	GDO:	4	73	Opp. Serve:	40	GLL:	2

NOTES

The "Greatest deficit overcome" only applies when the player ends up winning the game and "Greatest lead lost" only when losing.

LEGEND

GDO Greatest deficit overcome **GLL** Greatest lead lost **Opp.** Opponent's



Table Tennis

Men's Team - Class 9-10



Tournament Statistics

As of SAT 8 SEP 2012

Statistics		First Round	Quarterfinals	Semifinals	Finals	Total
Team Matches	Total	4	4	2	2	12
	Match Margin: 3:0		2 50%	1 50%		3 25%
	3:1	1 25%	1 25%		1 50%	3 25%
	3:2	3 75%	1 25%	1 50%	1 50%	6 50%
	Invalid Results Mark					
	Duration: Total	8h24min	5h58min	3h20min	4h32min	22h14min
	Longest	2h22min	2h2min	2h8min	2h16min	2h22min
	Shortest	1h44min	49min	1h12min	2h16min	49min
	Average	2h6min	1h30min	1h40min	2h16min	1h51min
Matches	Total	19	15	8	9	51
	Game Margin: 3:0	10 53%	8 53%	6 75%	3 33%	27 53%
	3:1	3 16%	5 33%	1 13%	3 33%	12 24%
	3:2	6 32%	2 13%	1 13%	3 33%	12 24%
	Invalid Results Mark					
	Duration: Total	7h18min	5h12min	2h51min	4h5min	19h26min
	Longest	38min	33min	36min	39min	39min
	Shortest	12min	11min	13min	20min	11min
	Average	23min	21min	21min	27min	23min
Games	Total	72	54	27	36	189
	Point Margin 11	1 1%				1 1%
	10		1 2%			1 1%
	9		1 2%	3 11%	1 3%	5 3%
	8	3 4%	5 9%	1 4%	4 11%	13 7%
	7	5 7%	10 19%	2 7%		17 9%
	6	9 13%	6 11%	2 7%	5 14%	22 12%
	5	10 14%	7 13%	4 15%	7 19%	28 15%
	4	8 11%	4 7%	5 19%	4 11%	21 11%
	3	10 14%	10 19%	2 7%	4 11%	26 14%
	2	26 36%	10 19%	8 30%	11 31%	55 29%
	Invalid Results Mark					
	Duration: Total	5h45min	4h17min	2h27min	3h18min	15h47min
	Longest	8min	8min	9min	10min	10min
	Shortest	3min	3min	3min	3min	3min
	Average	5min	5min	5min	6min	5min
Points	Total	1338	934	495	654	3421
	per game	18.58	17.30	18.33	18.17	18.10
	Most consecutive won	11	10	8	11	11
	Greatest deficit overcome	5	4	6	5	6
	Longest rally	21	25	17	19	25
	Average rally	4	4	4	4	4

NOTES

The "Greatest deficit overcome" only applies when the player/pair ends up winning the game.



Table Tennis

Women's Team - Classes 1-3



Entry List by Event

As of FRI 24 AUG 2012

NPC	Name	Date of Birth
CHN - People's Republic of China	LI Qian	13 FEB 1989
	LIU Jing	25 JUL 1988
CRO - Croatia	DRETAR KARIC Helena	28 NOV 1979
	MUZINIC Andela	1 NOV 1992
FRA - France	BERTRAND Fanny	28 DEC 1976
	FILLOU Marie-Christine	3 JUL 1961
	LAFAYE MARZIOU Isabelle	9 JUL 1963
	SIREAU Florence	25 MAY 1966
GBR - Great Britain	CAMPBELL Jane	18 AUG 1968
	HEAD Sara	12 APR 1980
IRL - Ireland	BREATHNACH Eimear	27 OCT 1978
	McCARRON ROONEY Rena	20 NOV 1964
ITA - Italy	BRUNELLI Michela	5 JUL 1974
	PEZZUTTO Pamela	17 JUL 1981
	PODDA Clara	19 JUL 1951
KOR - Republic of Korea	CHO Kyoung Hee	26 AUG 1962
	CHOI Hyun Ja	16 FEB 1959
	JUNG Sang Sook	26 FEB 1980
THA - Thailand	MAENPUAK Wachirapond	2 DEC 1975
	WARARITDAMRONGKUL Pattaravadee	22 MAY 1982
TUR - Turkey	ALTINTAS Nergiz	16 AUG 1990
	DUMAN Hatice	12 AUG 1994
USA - United States of America	FONTAINE Pamela	16 DEC 1964
	PROFITT Tara	26 JUL 1965

NOTES
All changes are available in INFO



Detailed Team Match Results

France (FRA) 3 - 1 United States of America (USA)

Team Match No : TW1-3(2) Table : 7 Umpires : WILLIAMSON Robert (GBR) TICACALA Victor Hugo (ARG)

Match 1			Match	Game 1	Game 2	Game 3	Game 4	Game 5
A	BERTRAND Fanny	FRA	3	11	11	11		
X	PROFITT Tara	USA	0	1	3	3		
Duration of Match 1			13min	3min	4min	4min		

Match 2			Match	Game 1	Game 2	Game 3	Game 4	Game 5
B	FILLOU Marie-Christine	FRA	0	7	9	8		
Y	FONTAINE Pamela	USA	3	11	11	11		
Duration of Match 2			18min	4min	5min	5min		

Match 3			Match	Game 1	Game 2	Game 3	Game 4	Game 5
A	BERTRAND Fanny	FRA	3	11	11	13		
Y	FONTAINE Pamela	USA	0	8	7	11		
Duration of Match 3			24min	6min	6min	8min		

Match 4			Match	Game 1	Game 2	Game 3	Game 4	Game 5
B	FILLOU Marie-Christine	FRA	3	11	11	11		
X	PROFITT Tara	USA	0	5	3	5		
Duration of Match 4			16min	5min	4min	6min		

Duration of Team Match	1h27min
------------------------	----------------

Player Statistics	France (FRA)					Team Match	United States of America (USA)					Team Match
	Match						Match					
	1	2	3	4	5		1	2	3	4	5	
Points won	33	24	35	33		125	7	33	26	13		79
Biggest lead	10	4	5	8		10	1	5	2	2		5
Points won on own serve	19	15	21	19		74	6	18	17	10		51
Points lost on own serve	1	15	9	3		28	14	9	14	14		51
Most consecutive points won	10	4	5	9		10	1	5	5	2		5
Greatest deficit overcome	1	-	2	2		2	-	4	-	-		4

Match/Team Match Statistics	Match					Team Match
	1	2	3	4	5	
Longest rally (strokes)	10	10	17	10		17
Average rally	4	4	5	4		4

NOTES

The "Greatest deficit overcome" only applies when the player/pair ends up winning the game.

LEGEND

TW Women's Team



Detailed Team Match Results

France (FRA) 3 - 1 United States of America (USA)

Match 1: **BERTRAND Fanny (FRA)** 3-0 PROFITT Tara (USA)

Match Summary		Match	Game 1	Game 2	Game 3	Game 4	Game 5
BERTRAND Fanny	FRA	3	11	11	11		
PROFITTA Tara	USA	0	1	3	3		
	Duration	13min	3min	4min	4min		

Team Match No : TW1-3(2) Table : 7 Umpires : WILLIAMSON Robert (GBR) TICACALA Victor Hugo (ARG)

Player Statistics	BERTRAND Fanny (FRA)						PROFITTA Tara (USA)					
	Game					Match	Game					Match
	1	2	3	4	5		1	2	3	4	5	
Points won	11	11	11			33	1	3	3			7
Biggest lead	10	8	8			10	-	1	-			1
Points won on own serve	6	6	7			19	1	3	2			6
Points lost on own serve	0	0	1			1	5	5	4			14
Most consecutive points won	10	5	6			10	1	1	1			1
Greatest deficit overcome	-	1	-			1	-	-	-			-
Handedness/Grip	Right/Shakehand						Right/Shakehand					

Game/Match Statistics	Game					Match
	1	2	3	4	5	
Longest rally (strokes)	10	7	10			10
Average rally	4	3	4			4

Game Progress

1	BERTRAND Fanny (FRA)	*0	2	*4	6	*8	10	11
	PROFITTA Tara (USA)	0	*0	0	*0	0	*0	1
2	BERTRAND Fanny (FRA)	0	*1	3	*4	6	*7	11
	PROFITTA Tara (USA)	*0	1	*1	2	*2	3	*3
3	BERTRAND Fanny (FRA)	*0	2	*3	4	*5	7	*9
	PROFITTA Tara (USA)	0	*0	1	*2	3	*3	3

NOTES

"*" denotes server. The "Greatest deficit overcome" only applies when the player ends up winning the game.

LEGEND

TW Women's Team



Detailed Team Match Results

France (FRA) 3 - 1 United States of America (USA)

Match 2: FILLOU Marie-Christine (FRA) 0-3 FONTAINE Pamela (USA)

Match Summary		Match	Game 1	Game 2	Game 3	Game 4	Game 5
FILLOU Marie-Christine	FRA	0	7	9	8		
FONTAINE Pamela	USA	3	11	11	11		
Duration		18min	4min	5min	5min		

Team Match No : TW1-3(2) Table : 7 Umpires : WILLIAMSON Robert (GBR) TICACALA Victor Hugo (ARG)

Player Statistics	FILLOU Marie-Christine (FRA)						FONTAINE Pamela (USA)					
	Game					Match	Game					Match
	1	2	3	4	5		1	2	3	4	5	
Points won	7	9	8			24	11	11	11			33
Biggest lead	-	4	2			4	5	2	4			5
Points won on own serve	3	6	6			15	4	7	7			18
Points lost on own serve	7	4	4			15	4	3	2			9
Most consecutive points won	4	4	4			4	5	4	3			5
Greatest deficit overcome	-	-	-			-	-	4	2			4
Handedness/Grip	Right/Shakehand						Right/Shakehand					

Game/Match Statistics	Game					Match
	1	2	3	4	5	
Longest rally (strokes)	7	8	10			10
Average rally	4	4	4			4

Game Progress

1	FILLOU Marie-Christine (FRA)	*0	1	*1	1	*2	3	*5	6	*7	7	
	FONTAINE Pamela (USA)	0	*1	3	*5	6	*7	7	*8	9	11	
2	FILLOU Marie-Christine (FRA)	0	*2	4	*4	5	*5	6	*7	8	*8	9
	FONTAINE Pamela (USA)	*0	0	*0	2	*3	5	*6	7	*8	10	11
3	FILLOU Marie-Christine (FRA)	*0	0	*2	4	*4	5	*5	6	*6	8	8
	FONTAINE Pamela (USA)	0	*2	2	*2	4	*5	7	*8	10	*10	11

NOTES
 "*" denotes server. The "Greatest deficit overcome" only applies when the player ends up winning the game.

LEGEND
 TW Women's Team



Detailed Team Match Results

France (FRA) 3 - 1 United States of America (USA)

Match 3: **BERTRAND Fanny (FRA)** 3-0 **FONTAINE Pamela (USA)**

Match Summary		Match	Game 1	Game 2	Game 3	Game 4	Game 5
BERTRAND Fanny	FRA	3	11	11	13		
FONTAINE Pamela	USA	0	8	7	11		
	Duration	24min	6min	6min	8min		

Team Match No : TW1-3(2) Table : 7 Umpires : WILLIAMSON Robert (GBR) TICACALA Victor Hugo (ARG)

Player Statistics	BERTRAND Fanny (FRA)						FONTAINE Pamela (USA)					
	Game					Match	Game					Match
	1	2	3	4	5		1	2	3	4	5	
Points won	11	11	13			35	8	7	11			26
Biggest lead	5	5	3			5	-	1	2			2
Points won on own serve	8	5	8			21	6	4	7			17
Points lost on own serve	2	3	4			9	3	6	5			14
Most consecutive points won	3	5	5			5	5	2	4			5
Greatest deficit overcome	-	1	2			2	-	-	-			-
Handedness/Grip	Right/Shakehand						Right/Shakehand					

Game/Match Statistics	Game					Match
	1	2	3	4	5	
Longest rally (strokes)	15	17	16			17
Average rally	5	5	5			5

Game Progress

1	BERTRAND Fanny (FRA)	*0	2	*3	5	*5	7	*8	8	*8	10	11				
	FONTAINE Pamela (USA)	0	*0	1	*1	3	*3	4	*6	8	*8	8				
2	BERTRAND Fanny (FRA)	0	*1	2	*4	6	*7	8	*9	10	11					
	FONTAINE Pamela (USA)	*0	1	*2	2	*2	3	*4	5	*6	7					
3	BERTRAND Fanny (FRA)	*0	1	*2	3	*3	5	*7	8	*8	9	*10	11	*11	12	13
	FONTAINE Pamela (USA)	0	*1	2	*3	5	*5	5	*6	8	*9	10	*10	11	*11	11

NOTES
 "*" denotes server. The "Greatest deficit overcome" only applies when the player ends up winning the game.

LEGEND
 TW Women's Team



Detailed Team Match Results

France (FRA) 3 - 1 United States of America (USA)

Match 4: **FILLOU Marie-Christine (FRA) 3-0 PROFITT Tara (USA)**

Match Summary		Match	Game 1	Game 2	Game 3	Game 4	Game 5
FILLOU Marie-Christine	FRA	3	11	11	11		
PROFITT Tara	USA	0	5	3	5		
	Duration	16min	5min	4min	6min		

Team Match No : TW1-3(2) Table : 7 Umpires : WILLIAMSON Robert (GBR) TICACALA Victor Hugo (ARG)

Player Statistics	FILLOU Marie-Christine (FRA)						PROFITT Tara (USA)					
	Game					Match	Game					Match
	1	2	3	4	5		1	2	3	4	5	
Points won	11	11	11			33	5	3	5			13
Biggest lead	6	8	6			8	1	2	-			2
Points won on own serve	6	6	7			19	3	3	4			10
Points lost on own serve	2	0	1			3	5	5	4			14
Most consecutive points won	5	9	4			9	1	2	2			2
Greatest deficit overcome	1	2	-			2	-	-	-			-
Handedness/Grip	Right/Shakehand						Right/Shakehand					

Game/Match Statistics	Game					Match
	1	2	3	4	5	
Longest rally (strokes)	10	8	7			10
Average rally	4	4	4			4

Game Progress

1	FILLOU Marie-Christine (FRA)	*0	1	*2	4	*6	7	*8	10	11
	PROFITT Tara (USA)	0	*1	2	*2	2	*3	4	*4	5
2	FILLOU Marie-Christine (FRA)	0	*0	2	*3	5	*7	9	11	
	PROFITT Tara (USA)	*0	2	*2	3	*3	3	*3	3	
3	FILLOU Marie-Christine (FRA)	*0	2	*3	4	*5	7	*7	9	11
	PROFITT Tara (USA)	0	*0	1	*2	3	*3	5	*5	5

NOTES

"*" denotes server. The "Greatest deficit overcome" only applies when the player ends up winning the game.

LEGEND

TW Women's Team



Detailed Team Match Results

Thailand (THA) 1 - 3 Turkey (TUR)

Team Match No : TW1-3(1) Table : 2 Umpires : GOULDEN David (GBR) MAY Peter (GBR)

Match 1			Match	Game 1	Game 2	Game 3	Game 4	Game 5
A	WARARITDAMRONGKUL P	THA	3	11	11	11		
X	DUMAN Hatice	TUR	0	7	9	6		
Duration of Match 1			18min	5min	6min	6min		

Match 2			Match	Game 1	Game 2	Game 3	Game 4	Game 5
B	MAENPUAK Wachirapond	THA	0	5	7	4		
Y	ALTINTAS Nergiz	TUR	3	11	11	11		
Duration of Match 2			17min	4min	5min	4min		

Match 3			Match	Game 1	Game 2	Game 3	Game 4	Game 5
A	WARARITDAMRONGKUL P	THA	2	11	9	12	2	7
Y	ALTINTAS Nergiz	TUR	3	8	11	10	11	11
Duration of Match 3			35min	5min	6min	7min	3min	6min

Match 4			Match	Game 1	Game 2	Game 3	Game 4	Game 5
B	MAENPUAK Wachirapond	THA	1	12	5	10	9	
X	DUMAN Hatice	TUR	3	10	11	12	11	
Duration of Match 4			26min	5min	4min	7min	5min	

Duration of Team Match	1h50min
------------------------	---------

Player Statistics	Thailand (THA)					Team Match	Turkey (TUR)					Team Match
	Match						Match					
	1	2	3	4	5		1	2	3	4	5	
Points won	33	16	41	36		126	22	33	51	44		150
Biggest lead	6	1	3	4		6	3	7	9	6		9
Points won on own serve	20	8	24	20		72	13	16	30	24		83
Points lost on own serve	9	17	21	20		67	13	8	17	16		54
Most consecutive points won	5	3	4	5		5	4	6	9	6		9
Greatest deficit overcome	3	-	2	1		3	-	1	2	4		4

Match/Team Match Statistics	Match					Team Match
	1	2	3	4	5	
Longest rally (strokes)	17	9	11	25		25
Average rally	5	4	4	5		4

NOTES
The "Greatest deficit overcome" only applies when the player/pair ends up winning the game.

LEGEND
TW Women's Team



Detailed Team Match Results

Thailand (THA) **1 - 3** Turkey (TUR)

Match 1: WARARITDAMRONGKUL P (THA) 3-0 DUMAN Hatice (TUR)

Match Summary		Match	Game 1	Game 2	Game 3	Game 4	Game 5
WARARITDAMRONGKUL P	THA	3	11	11	11		
DUMAN Hatice	TUR	0	7	9	6		
Duration		18min	5min	6min	6min		

Team Match No : TW1-3(1) Table : 2 Umpires : GOULDEN David (GBR) MAY Peter (GBR)

Player Statistics	WARARITDAMRONGKUL P (THA)						DUMAN Hatice (TUR)					
	Game					Match	Game					Match
	1	2	3	4	5		1	2	3	4	5	
Points won	11	11	11			33	7	9	6			22
Biggest lead	4	2	6			6	1	3	1			3
Points won on own serve	7	6	7			20	4	5	4			13
Points lost on own serve	3	4	2			9	4	5	4			13
Most consecutive points won	4	3	5			5	2	4	2			4
Greatest deficit overcome	1	3	1			3	-	-	-			-
Handedness/Grip	Right/Shakehand						Right/Shakehand					

Game/Match Statistics	Game					Match
	1	2	3	4	5	
Longest rally (strokes)	7	17	14			17
Average rally	4	5	6			5

Game Progress

1	WARARITDAMRONGKUL P (THA)	*0	1	*2	3	*4	5	*6	8	*9	11	
	DUMAN Hatice (TUR)	0	*1	2	*3	4	*5	6	*6	7	7	
2	WARARITDAMRONGKUL P (THA)	0	*1	2	*2	3	*4	5	*7	8	*9	11
	DUMAN Hatice (TUR)	*0	1	*2	4	*5	6	*7	7	*8	9	9
3	WARARITDAMRONGKUL P (THA)	*0	1	*2	4	*6	7	*8	10	*10	11	
	DUMAN Hatice (TUR)	0	*1	2	*2	2	*3	4	*4	6	6	

NOTES

"*" denotes server. The "Greatest deficit overcome" only applies when the player ends up winning the game.

LEGEND

TW Women's Team



Detailed Team Match Results

Thailand (THA) 1 - 3 Turkey (TUR)

Match 2: MAENPUAK Wachirapond (THA) 0-3 **ALTINTAS Nergiz (TUR)**

Match Summary		Match	Game 1	Game 2	Game 3	Game 4	Game 5
MAENPUAK Wachirapond	THA	0	5	7	4		
ALTINTAS Nergiz	TUR	3	11	11	11		
Duration		17min	4min	5min	4min		

Team Match No : TW1-3(1) Table : 2 Umpires : GOULDEN David (GBR) MAY Peter (GBR)

Player Statistics	MAENPUAK Wachirapond (THA)						ALTINTAS Nergiz (TUR)					
	Game					Match	Game					Match
	1	2	3	4	5		1	2	3	4	5	
Points won	5	7	4			16	11	11	11			33
Biggest lead	-	1	-			1	7	4	7			7
Points won on own serve	2	4	2			8	5	5	6			16
Points lost on own serve	6	6	5			17	3	3	2			8
Most consecutive points won	3	2	1			3	6	4	4			6
Greatest deficit overcome	-	-	-			-	-	1	-			1
Handedness/Grip	Right/Shakehand						Right/Shakehand					

Game/Match Statistics	Game					Match
	1	2	3	4	5	
Longest rally (strokes)	6	9	9			9
Average rally	4	4	3			4

Game Progress

1	MAENPUAK Wachirapond (THA)	0	*0	0	*2	3	*3	3	*4	5	
	ALTINTAS Nergiz (TUR)	*0	2	*4	4	*5	7	*9	10	11	
2	MAENPUAK Wachirapond (THA)	*0	1	*1	2	*4	5	*6	7	*7	7
	ALTINTAS Nergiz (TUR)	0	*1	3	*4	4	*5	6	*7	9	11
3	MAENPUAK Wachirapond (THA)	0	*0	1	*2	2	*2	3	*4	4	
	ALTINTAS Nergiz (TUR)	*0	2	*3	4	*6	8	*9	10	11	

NOTES

"*" denotes server. The "Greatest deficit overcome" only applies when the player ends up winning the game.

LEGEND

TW Women's Team



Detailed Team Match Results

Thailand (THA) **1 - 3** Turkey (TUR)

Match 3: WARARITDAMRONGKUL P (THA) **2-3** **ALTINTAS Nergiz (TUR)**

Match Summary		Match	Game 1	Game 2	Game 3	Game 4	Game 5
WARARITDAMRONGKUL P	THA	2	11	9	12	2	7
ALTINTAS Nergiz	TUR	3	8	11	10	11	11
Duration		35min	5min	6min	7min	3min	6min

Team Match No : TW1-3(1) Table : 2 Umpires : GOULDEN David (GBR) MAY Peter (GBR)

Player Statistics	WARARITDAMRONGKUL P (THA)						ALTINTAS Nergiz (TUR)					
	Game					Match	Game					Match
	1	2	3	4	5		1	2	3	4	5	
Points won	11	9	12	2	7	41	8	11	10	11	11	51
Biggest lead	3	2	2	1	1	3	1	2	2	9	5	9
Points won on own serve	6	5	8	1	4	24	5	6	7	5	7	30
Points lost on own serve	3	5	3	6	4	21	5	4	4	1	3	17
Most consecutive points won	3	4	4	1	3	4	2	4	3	9	5	9
Greatest deficit overcome	1	-	2	-	-	2	-	2	-	1	1	2
Handedness/Grip	Right/Shakehand						Right/Shakehand					

Game/Match Statistics	Game					Match
	1	2	3	4	5	
Longest rally (strokes)	8	8	8	6	11	11
Average rally	3	4	4	3	4	4

Game Progress

1	WARARITDAMRONGKUL P (THA)	0	*1	2	*3	4	*5	6	*7	9	*10	11		
	ALTINTAS Nergiz (TUR)	*0	1	*2	3	*4	5	*6	7	*7	8	8		
2	WARARITDAMRONGKUL P (THA)	*0	1	*1	3	*5	6	*6	6	*8	9	9		
	ALTINTAS Nergiz (TUR)	0	*1	3	*3	3	*4	6	*8	8	*9	11		
3	WARARITDAMRONGKUL P (THA)	0	*0	2	*3	4	*5	5	*6	8	*8	10	*11	12
	ALTINTAS Nergiz (TUR)	*0	2	*2	3	*4	5	*7	8	*8	10	*10	10	10
4	WARARITDAMRONGKUL P (THA)	*0	1	*1	1	*1	1	*2	2					
	ALTINTAS Nergiz (TUR)	0	*1	3	*5	7	*9	10	11					
5	WARARITDAMRONGKUL P (THA)	0	*1	2	*2	2	*3	4	*5	7	7			
	ALTINTAS Nergiz (TUR)	*0	1	*2	4	*6	7	*8	9	*9	11			

NOTES

"*" denotes server. The "Greatest deficit overcome" only applies when the player ends up winning the game.

LEGEND

TW Women's Team



Detailed Team Match Results

Thailand (THA) 1 - 3 Turkey (TUR)

Match 4: MAENPUAK Wachirapond (THA) 1-3 DUMAN Hatice (TUR)

Match Summary		Match	Game 1	Game 2	Game 3	Game 4	Game 5
MAENPUAK Wachirapond	THA	1	12	5	10	9	
DUMAN Hatice	TUR	3	10	11	12	11	
Duration		26min	5min	4min	7min	5min	

Team Match No : TW1-3(1) Table : 2 Umpires : GOULDEN David (GBR) MAY Peter (GBR)

Player Statistics	MAENPUAK Wachirapond (THA)						DUMAN Hatice (TUR)					
	Game					Match	Game					Match
	1	2	3	4	5		1	2	3	4	5	
Points won	12	5	10	9		36	10	11	12	11		44
Biggest lead	3	-	3	4		4	1	6	2	2		6
Points won on own serve	6	3	5	6		20	5	6	6	7		24
Points lost on own serve	5	5	6	4		20	6	2	5	3		16
Most consecutive points won	3	2	4	5		5	3	4	5	6		6
Greatest deficit overcome	1	-	-	-		1	-	-	3	4		4
Handedness/Grip	Right/Shakehand						Right/Shakehand					

Game/Match Statistics	Game					Match
	1	2	3	4	5	
Longest rally (strokes)	17	11	25	14		25
Average rally	4	5	6	5		5

Game Progress

1	MAENPUAK Wachirapond (THA)	0	*1	3	*4	4	*5	7	*8	9	*10	10	*11	12
	DUMAN Hatice (TUR)	*0	1	*1	2	*4	5	*5	6	*7	8	*10	10	10
2	MAENPUAK Wachirapond (THA)	*0	1	*1	2	*3	4	*5	5	5				5
	DUMAN Hatice (TUR)	0	*1	3	*4	5	*6	7	*9	11				
3	MAENPUAK Wachirapond (THA)	0	*2	2	*2	3	*4	6	*7	9	*10	10	*10	10
	DUMAN Hatice (TUR)	*0	0	*2	4	*5	6	*6	7	*7	8	*10	11	12
4	MAENPUAK Wachirapond (THA)	*0	1	*1	2	*4	6	*7	9	*9	9	9		9
	DUMAN Hatice (TUR)	0	*1	3	*4	4	*4	5	*5	7	*9	11		

NOTES

"*" denotes server. The "Greatest deficit overcome" only applies when the player ends up winning the game.

LEGEND

TW Women's Team



Detailed Team Match Results

People's Republic of China (CHN) 3 - 1 France (FRA)

Team Match No : TW1-3(9) Table : 5 Umpires : FOOTE Ben (GBR) WILLIAMS Jackie (GBR)

Match 1			Match	Game 1	Game 2	Game 3	Game 4	Game 5
A	LI Qian	CHN	3	11	11	11		
X	FILLOU Marie-Christine	FRA	0	3	2	6		
Duration of Match 1			13min	3min	3min	3min		

Match 2			Match	Game 1	Game 2	Game 3	Game 4	Game 5
B	LIU Jing	CHN	1	7	11	6	12	
Y	BERTRAND Fanny	FRA	3	11	8	11	14	
Duration of Match 2			28min	5min	5min	5min	8min	

Match 3			Match	Game 1	Game 2	Game 3	Game 4	Game 5
A	LI Qian	CHN	3	9	11	11	9	11
Y	BERTRAND Fanny	FRA	2	11	9	4	11	4
Duration of Match 3			33min	5min	5min	4min	6min	5min

Match 4			Match	Game 1	Game 2	Game 3	Game 4	Game 5
B	LIU Jing	CHN	3	11	11	5	11	
X	FILLOU Marie-Christine	FRA	1	8	8	11	6	
Duration of Match 4			23min	5min	5min	5min	5min	

Duration of Team Match	1h57min
------------------------	---------

Player Statistics	People's Republic of China (CHN)					Team Match	France (FRA)					Team Match
	Match						Match					
	1	2	3	4	5		1	2	3	4	5	
Points won	33	36	51	38		158	11	44	39	33		127
Biggest lead	9	3	7	5		9	-	7	5	6		7
Points won on own serve	19	25	31	21		96	7	30	25	19		81
Points lost on own serve	4	14	14	14		46	14	11	20	17		62
Most consecutive points won	8	4	6	4		8	4	6	4	6		6
Greatest deficit overcome	-	3	1	1		3	-	3	1	1		3

Match/Team Match Statistics	Match					Team Match
	1	2	3	4	5	
Longest rally (strokes)	12	13	10	13		13
Average rally	4	4	4	4		4

NOTES
The "Greatest deficit overcome" only applies when the player/pair ends up winning the game.

LEGEND
TW Women's Team



Detailed Team Match Results

People's Republic of China (CHN) 3 - 1 France (FRA)

Match 1: LI Qian (CHN) 3-0 FILLOU Marie-Christine (FRA)

Match Summary		Match	Game 1	Game 2	Game 3	Game 4	Game 5
LI Qian	CHN	3	11	11	11		
FILLOU Marie-Christine	FRA	0	3	2	6		
	Duration	13min	3min	3min	3min		

Team Match No : TW1-3(9) Table : 5 Umpires : FOOTE Ben (GBR) WILLIAMS Jackie (GBR)

Player Statistics	LI Qian (CHN)						FILLOU Marie-Christine (FRA)					
	Game					Match	Game					Match
	1	2	3	4	5		1	2	3	4	5	
Points won	11	11	11			33	3	2	6			11
Biggest lead	9	9	5			9	-	-	-			-
Points won on own serve	6	6	7			19	1	2	4			7
Points lost on own serve	2	0	2			4	5	5	4			14
Most consecutive points won	6	8	5			8	2	1	4			4
Greatest deficit overcome	-	-	-			-	-	-	-			-
Handedness/Grip	Left/Shakehand						Right/Shakehand					

Game/Match Statistics	Game					Match
	1	2	3	4	5	
Longest rally (strokes)	9	12	11			12
Average rally	4	4	5			4

Game Progress

1	LI Qian (CHN)	*0	2	*4	5	*7	9	*10	11		
	FILLOU Marie-Christine (FRA)	0	*0	0	*1	1	*1	2	3		
2	LI Qian (CHN)	0	*1	3	*4	6	*8	10	11		
	FILLOU Marie-Christine (FRA)	*0	1	*1	2	*2	2	*2	2		
3	LI Qian (CHN)	*0	2	*4	5	*5	6	*7	9	*10	11
	FILLOU Marie-Christine (FRA)	0	*0	0	*1	3	*4	5	*5	6	6

NOTES
 "*" denotes server. The "Greatest deficit overcome" only applies when the player ends up winning the game.

LEGEND
 TW Women's Team



Detailed Team Match Results

People's Republic of China (CHN) 3 - 1 France (FRA)

Match 2: LIU Jing (CHN) 1-3 BERTRAND Fanny (FRA)

Match Summary		Match	Game 1	Game 2	Game 3	Game 4	Game 5
LIU Jing	CHN	1	7	11	6	12	
BERTRAND Fanny	FRA	3	11	8	11	14	
Duration		28min	5min	5min	5min	8min	

Team Match No : TW1-3(9) Table : 5 Umpires : FOOTE Ben (GBR) WILLIAMS Jackie (GBR)

Player Statistics	LIU Jing (CHN)						BERTRAND Fanny (FRA)					
	Game					Match	Game					Match
	1	2	3	4	5		1	2	3	4	5	
Points won	7	11	6	12		36	11	8	11	14		44
Biggest lead	-	3	-	3		3	7	3	5	3		7
Points won on own serve	4	8	5	8		25	7	6	8	9		30
Points lost on own serve	4	2	3	5		14	3	3	1	4		11
Most consecutive points won	4	4	2	3		4	6	3	3	3		6
Greatest deficit overcome	-	3	-	-		3	-	-	-	3		3
Handedness/Grip	Left/Shakehand						Right/Shakehand					

Game/Match Statistics	Game					Match
	1	2	3	4	5	
Longest rally (strokes)	8	10	10	13		13
Average rally	4	4	4	5		4

Game Progress

1	LIU Jing (CHN)	0	*0	1	*1	1	*2	3	*4	6	7	BERTRAND Fanny (FRA)	*0	2	*3	5	*7	8	*9	10	*10	11															
2	LIU Jing (CHN)	*0	2	*2	3	*3	4	*5	7	*8	10	11	BERTRAND Fanny (FRA)	0	*0	2	*3	5	*6	7	*7	8	*8	8													
3	LIU Jing (CHN)	0	*0	1	*1	2	*3	5	*5	6	6	BERTRAND Fanny (FRA)	*0	2	*3	5	*6	7	*7	9	*10	11															
4	LIU Jing (CHN)	*0	0	*1	3	*3	5	*6	8	*9	10	*10	11	*11	11	*12	12	12	12	BERTRAND Fanny (FRA)	0	*2	3	*3	5	*5	6	*6	7	*8	10	*10	11	*12	12	*13	14

NOTES

"*" denotes server. The "Greatest deficit overcome" only applies when the player ends up winning the game.

LEGEND

TW Women's Team



Detailed Team Match Results

People's Republic of China (CHN) 3 - 1 France (FRA)

Match 3: LI Qian (CHN) 3-2 BERTRAND Fanny (FRA)

Match Summary		Match	Game 1	Game 2	Game 3	Game 4	Game 5
LI Qian	CHN	3	9	11	11	9	11
BERTRAND Fanny	FRA	2	11	9	4	11	4
	Duration	33min	5min	5min	4min	6min	5min

Team Match No : TW1-3(9) Table : 5 Umpires : FOOTE Ben (GBR) WILLIAMS Jackie (GBR)

Player Statistics	LI Qian (CHN)						BERTRAND Fanny (FRA)					
	Game					Match	Game					Match
	1	2	3	4	5		1	2	3	4	5	
Points won	9	11	11	9	11	51	11	9	4	11	4	39
Biggest lead	1	5	7	-	7	7	4	1	-	5	-	5
Points won on own serve	6	7	7	5	6	31	8	6	3	6	2	25
Points lost on own serve	3	3	1	5	2	14	3	4	4	4	5	20
Most consecutive points won	5	4	6	4	4	6	3	3	2	4	2	4
Greatest deficit overcome	-	1	-	-	-	1	1	-	-	-	-	1
Handedness/Grip	Left/Shakehand						Right/Shakehand					

Game/Match Statistics	Game					Match
	1	2	3	4	5	
Longest rally (strokes)	9	10	7	8	9	10
Average rally	3	4	3	4	4	4

Game Progress

1	LI Qian (CHN)	*0	0	*1	2	*2	4	*4	6	*8	9	9
	BERTRAND Fanny (FRA)	0	*2	3	*4	6	*6	8	*8	8	*9	11
2	LI Qian (CHN)	0	*1	3	*4	5	*6	8	*9	10	*10	11
	BERTRAND Fanny (FRA)	*0	1	*1	2	*3	4	*4	5	*6	8	9
3	LI Qian (CHN)	*0	2	*4	6	*6	7	*8	10	11		
	BERTRAND Fanny (FRA)	0	*0	0	*0	2	*3	4	*4	4		
4	LI Qian (CHN)	0	*0	1	*2	2	*3	5	*6	7	*8	9
	BERTRAND Fanny (FRA)	*0	2	*3	4	*6	7	*7	8	*9	10	11
5	LI Qian (CHN)	*0	2	*3	4	*6	7	*8	10	11		
	BERTRAND Fanny (FRA)	0	*0	1	*2	2	*3	4	*4	4		

NOTES

"*" denotes server. The "Greatest deficit overcome" only applies when the player ends up winning the game.

LEGEND

TW Women's Team



Detailed Team Match Results

People's Republic of China (CHN) 3 - 1 France (FRA)

Match 4: LIU Jing (CHN) 3-1 FILLOU Marie-Christine (FRA)

Match Summary		Match	Game 1	Game 2	Game 3	Game 4	Game 5
LIU Jing	CHN	3	11	11	5	11	
FILLOU Marie-Christine	FRA	1	8	8	11	6	
	Duration	23min	5min	5min	5min	5min	

Team Match No : TW1-3(9) Table : 5 Umpires : FOOTE Ben (GBR) WILLIAMS Jackie (GBR)

Player Statistics	LIU Jing (CHN)						FILLOU Marie-Christine (FRA)					
	Game					Match	Game					Match
	1	2	3	4	5		1	2	3	4	5	
Points won	11	11	5	11		38	8	8	11	6		33
Biggest lead	3	3	1	5		5	1	1	6	-		6
Points won on own serve	7	6	3	5		21	5	5	6	3		19
Points lost on own serve	3	3	5	3		14	4	5	2	6		17
Most consecutive points won	4	4	4	4		4	3	2	6	2		6
Greatest deficit overcome	1	1	-	-		1	-	-	1	-		1
Handedness/Grip	Left/Shakehand						Right/Shakehand					

Game/Match Statistics	Game					Match
	1	2	3	4	5	
Longest rally (strokes)	9	7	13	10		13
Average rally	4	4	5	4		4

Game Progress

1	LIU Jing (CHN)	*0	2	*3	4	*4	5	*6	8	*9	10	11
	FILLOU Marie-Christine (FRA)	0	*0	1	*2	4	*5	6	*6	7	*8	8
2	LIU Jing (CHN)	0	*1	2	*3	4	*5	7	*8	9	*10	11
	FILLOU Marie-Christine (FRA)	*0	1	*2	3	*4	5	*5	6	*7	8	8
3	LIU Jing (CHN)	*0	0	*1	3	*4	4	*4	5			5
	FILLOU Marie-Christine (FRA)	0	*2	3	*3	4	*6	8	*9			11
4	LIU Jing (CHN)	0	*2	4	*5	6	*7	8	*9	10		11
	FILLOU Marie-Christine (FRA)	*0	0	*0	1	*2	3	*4	5	*6		6

NOTES

"*" denotes server. The "Greatest deficit overcome" only applies when the player ends up winning the game.

LEGEND

TW Women's Team



Detailed Team Match Results

Italy (ITA) 3 - 0 Ireland (IRL)

Team Match No : TW1-3(10) Table : 7 Umpires : CLARKE Stan (GBR) SHERRATT Derek (GBR)

Match 1			Match	Game 1	Game 2	Game 3	Game 4	Game 5
A	BRUNELLI Michela	ITA	3	11	11	11		
X	BREATHNACH Eimear	IRL	0	6	3	6		
Duration of Match 1			14min	4min	4min	4min		

Match 2			Match	Game 1	Game 2	Game 3	Game 4	Game 5
B	PEZZUTTO Pamela	ITA	3	8	11	11	11	
Y	McCARRON ROONEY Rena	IRL	1	11	4	7	2	
Duration of Match 2			26min	5min	4min	5min	4min	

Match 3			Match	Game 1	Game 2	Game 3	Game 4	Game 5
A	BRUNELLI Michela	ITA	3	11	11	11		
Y	McCARRON ROONEY Rena	IRL	0	4	4	6		
Duration of Match 3			16min	3min	4min	5min		

Duration of Team Match	1h6min
------------------------	--------

Player Statistics	Italy (ITA)					Team Match	Ireland (IRL)					Team Match
	Match						Match					
	1	2	3	4	5		1	2	3	4	5	
Points won	33	41	33			107	15	24	14			53
Biggest lead	8	9	7			9	3	4	-			4
Points won on own serve	16	21	16			53	7	12	7			26
Points lost on own serve	8	12	7			27	17	20	17			54
Most consecutive points won	11	9	7			11	3	4	1			4
Greatest deficit overcome	3	4	-			4	-	1	-			1

Match/Team Match Statistics	Match					Team Match
	1	2	3	4	5	
Longest rally (strokes)	13	14	11			14
Average rally	4	5	5			5

NOTES
The "Greatest deficit overcome" only applies when the player/pair ends up winning the game.

LEGEND
TW Women's Team



Detailed Team Match Results

Italy (ITA) 3 - 0 Ireland (IRL)

Match 1: BRUNELLI Michela (ITA) 3-0 BREATHNACH Eimear (IRL)

Match Summary		Match	Game 1	Game 2	Game 3	Game 4	Game 5
BRUNELLI Michela	ITA	3	11	11	11		
BREATHNACH Eimear	IRL	0	6	3	6		
	Duration	14min	4min	4min	4min		

Team Match No : TW1-3(10) Table : 7 Umpires : CLARKE Stan (GBR) SHERRATT Derek (GBR)

Player Statistics	BRUNELLI Michela (ITA)						BREATHNACH Eimear (IRL)					
	Game					Match	Game					Match
	1	2	3	4	5		1	2	3	4	5	
Points won	11	11	11			33	6	3	6			15
Biggest lead	5	8	7			8	2	3	-			3
Points won on own serve	5	6	5			16	3	1	3			7
Points lost on own serve	3	2	3			8	6	5	6			17
Most consecutive points won	5	11	4			11	3	3	2			3
Greatest deficit overcome	2	3	-			3	-	-	-			-
Handedness/Grip	Right/Shakehand						Right/Shakehand					

Game/Match Statistics	Game					Match
	1	2	3	4	5	
Longest rally (strokes)	13	9	8			13
Average rally	5	4	4			4

Game Progress

1	BRUNELLI Michela (ITA)	0	*1	1	*3	5	*5	6	*8	10	11
	BREATHNACH Eimear (IRL)	*0	1	*3	3	*3	5	*6	6	*6	6
2	BRUNELLI Michela (ITA)	*0	0	*1	3	*5	7	*9	11		
	BREATHNACH Eimear (IRL)	0	*2	3	*3	3	*3	3	3		
3	BRUNELLI Michela (ITA)	0	*2	4	*5	7	*8	9	*10	10	11
	BREATHNACH Eimear (IRL)	*0	0	*0	1	*1	2	*3	4	*6	6

NOTES
 "*" denotes server. The "Greatest deficit overcome" only applies when the player ends up winning the game.

LEGEND
 TW Women's Team



Detailed Team Match Results

Italy (ITA) 3 - 0 Ireland (IRL)

Match 2: PEZZUTTO Pamela (ITA) 3-1 McCARRON ROONEY Rena (IRL)

Match Summary		Match	Game 1	Game 2	Game 3	Game 4	Game 5
PEZZUTTO Pamela	ITA	3	8	11	11	11	
McCARRON ROONEY Rena	IRL	1	11	4	7	2	
	Duration	26min	5min	4min	5min	4min	

Team Match No : TW1-3(10) Table : 7 Umpires : CLARKE Stan (GBR) SHERRATT Derek (GBR)

Player Statistics	PEZZUTTO Pamela (ITA)						McCARRON ROONEY Rena (IRL)					
	Game					Match	Game					Match
	1	2	3	4	5		1	2	3	4	5	
Points won	8	11	11	11		41	11	4	7	2		24
Biggest lead	1	7	4	9		9	3	-	4	-		4
Points won on own serve	4	5	7	5		21	5	2	4	1		12
Points lost on own serve	6	2	3	1		12	4	6	4	6		20
Most consecutive points won	3	4	5	9		9	4	2	4	1		4
Greatest deficit overcome	-	-	4	-		4	1	-	-	-		1
Handedness/Grip	Right/Shakehand						Right/Shakehand					

Game/Match Statistics	Game					Match
	1	2	3	4	5	
Longest rally (strokes)	9	11	11	14		14
Average rally	4	5	5	5		5

Game Progress

1	PEZZUTTO Pamela (ITA)	*0	0	*1	3	*4	4	*5	7	*8	8	8
	McCARRON ROONEY Rena (IRL)	0	*2	3	*3	4	*6	7	*7	8	*10	11
2	PEZZUTTO Pamela (ITA)	0	*2	3	*4	5	*7	9	*10	11		
	McCARRON ROONEY Rena (IRL)	*0	0	*1	2	*3	3	*3	4	4		
3	PEZZUTTO Pamela (ITA)	*0	0	*0	2	*3	5	*6	7	*9	11	
	McCARRON ROONEY Rena (IRL)	0	*2	4	*4	5	*5	6	*7	7	7	
4	PEZZUTTO Pamela (ITA)	0	*2	4	*6	8	*9	10	11			
	McCARRON ROONEY Rena (IRL)	*0	0	*0	0	*0	1	*2	2			

NOTES

"*" denotes server. The "Greatest deficit overcome" only applies when the player ends up winning the game.

LEGEND

TW Women's Team



Detailed Team Match Results

Italy (ITA) 3 - 0 Ireland (IRL)

Match 3: BRUNELLI Michela (ITA) 3-0 McCARRON ROONEY Rena (IRL)

Match Summary		Match	Game 1	Game 2	Game 3	Game 4	Game 5
BRUNELLI Michela	ITA	3	11	11	11		
McCARRON ROONEY Rena	IRL	0	4	4	6		
Duration		16min	3min	4min	5min		

Team Match No : TW1-3(10) Table : 7 Umpires : CLARKE Stan (GBR) SHERRATT Derek (GBR)

Player Statistics	BRUNELLI Michela (ITA)						McCARRON ROONEY Rena (IRL)					
	Game					Match	Game					Match
	1	2	3	4	5		1	2	3	4	5	
Points won	11	11	11			33	4	4	6			14
Biggest lead	7	7	5			7	-	-	-			-
Points won on own serve	6	6	4			16	3	2	2			7
Points lost on own serve	1	2	4			7	5	5	7			17
Most consecutive points won	7	5	3			7	1	1	1			1
Greatest deficit overcome	-	-	-			-	-	-	-			-
Handedness/Grip	Right/Shakehand						Right/Shakehand					

Game/Match Statistics	Game					Match
	1	2	3	4	5	
Longest rally (strokes)	11	10	10			11
Average rally	5	5	5			5

Game Progress

1	BRUNELLI Michela (ITA)	0	*1	3	*5	7	*8	9	*10	11	
	McCARRON ROONEY Rena (IRL)	*0	1	*1	1	*1	2	*3	4	4	
2	BRUNELLI Michela (ITA)	*0	2	*3	4	*5	7	*9	10	11	
	McCARRON ROONEY Rena (IRL)	0	*0	1	*2	3	*3	3	*4	4	
3	BRUNELLI Michela (ITA)	0	*1	2	*4	5	*6	7	*9	10	11
	McCARRON ROONEY Rena (IRL)	*0	1	*2	2	*3	4	*5	5	*6	6

NOTES

"*" denotes server. The "Greatest deficit overcome" only applies when the player ends up winning the game.

LEGEND

TW Women's Team



Detailed Team Match Results

Republic of Korea (KOR) 3 - 1 Croatia (CRO)

Team Match No : TW1-3(11) Table : 1 Umpires : PAYNE Michael (GBR) REID Lynda (GBR)

Match 1			Match	Game 1	Game 2	Game 3	Game 4	Game 5
A	JUNG Sang Sook	KOR	3	9	11	11	12	
X	MUZINIC Andela	CRO	1	11	9	7	10	
Duration of Match 1			33min	7min	6min	6min	7min	

Match 2			Match	Game 1	Game 2	Game 3	Game 4	Game 5
B	CHO Kyoung Hee	KOR	1	10	5	14	10	
Y	DRETAR KARIC Helena	CRO	3	12	11	12	12	
Duration of Match 2			32min	6min	5min	8min	7min	

Match 3			Match	Game 1	Game 2	Game 3	Game 4	Game 5
A	JUNG Sang Sook	KOR	3	9	11	11	11	
Y	DRETAR KARIC Helena	CRO	1	11	9	8	8	
Duration of Match 3			26min	5min	6min	5min	5min	

Match 4			Match	Game 1	Game 2	Game 3	Game 4	Game 5
B	CHO Kyoung Hee	KOR	3	9	11	11	11	
X	MUZINIC Andela	CRO	1	11	9	9	5	
Duration of Match 4			29min	5min	6min	7min	5min	

Duration of Team Match	2h26min
------------------------	---------

Player Statistics	Republic of Korea (KOR)					Team Match	Croatia (CRO)					Team Match
	Match						Match					
	1	2	3	4	5		1	2	3	4	5	
Points won	43	39	42	42		166	37	47	36	34		154
Biggest lead	4	5	7	6		7	5	6	3	3		6
Points won on own serve	18	20	24	24		86	16	26	21	20		83
Points lost on own serve	21	21	15	14		71	25	19	18	18		80
Most consecutive points won	4	5	9	5		9	4	4	4	4		4
Greatest deficit overcome	-	4	3	2		4	-	5	2	-		5

Match/Team Match Statistics	Match					Team Match
	1	2	3	4	5	
Longest rally (strokes)	35	18	20	17		35
Average rally	9	6	6	5		6

NOTES
The "Greatest deficit overcome" only applies when the player/pair ends up winning the game.

LEGEND
TW Women's Team



Detailed Team Match Results

Republic of Korea (KOR) 3 - 1 Croatia (CRO)

Match 1: JUNG Sang Sook (KOR) 3-1 MUZINIC Andela (CRO)

Match Summary		Match	Game 1	Game 2	Game 3	Game 4	Game 5
JUNG Sang Sook	KOR	3	9	11	11	12	
MUZINIC Andela	CRO	1	11	9	7	10	
	Duration	33min	7min	6min	6min	7min	

Team Match No : TW1-3(11) Table : 1 Umpires : PAYNE Michael (GBR) REID Lynda (GBR)

Player Statistics	JUNG Sang Sook (KOR)						MUZINIC Andela (CRO)					
	Game					Match	Game					Match
	1	2	3	4	5		1	2	3	4	5	
Points won	9	11	11	12		43	11	9	7	10		37
Biggest lead	-	3	4	4		4	5	-	-	-		5
Points won on own serve	4	4	3	7		18	5	3	2	6		16
Points lost on own serve	6	6	5	4		21	5	7	8	5		25
Most consecutive points won	4	2	3	3		4	4	2	2	4		4
Greatest deficit overcome	-	-	-	-		-	-	-	-	-		-
Handedness/Grip	Right/Shakehand						Right/Shakehand					

Game/Match Statistics	Game					Match
	1	2	3	4	5	
Longest rally (strokes)	35	19	28	23		35
Average rally	13	7	10	7		9

Game Progress

1	JUNG Sang Sook (KOR)	0	*1	1	*2	3	*3	4	*6	7	*8	9		
	MUZINIC Andela (CRO)	*0	1	*3	4	*5	7	*8	8	*9	10	11		
2	JUNG Sang Sook (KOR)	*0	1	*3	4	*5	6	*7	8	*9	9	11		
	MUZINIC Andela (CRO)	0	*1	1	*2	3	*4	5	*6	7	*9	9		
3	JUNG Sang Sook (KOR)	0	*2	3	*5	5	*7	7	*8	10	11			
	MUZINIC Andela (CRO)	*0	0	*1	1	*3	3	*5	6	*6	7			
4	JUNG Sang Sook (KOR)	*0	2	*3	4	*6	7	*8	8	*8	10	*10	11	12
	MUZINIC Andela (CRO)	0	*0	1	*2	2	*3	4	*6	8	*8	10	*10	10

NOTES

"*" denotes server. The "Greatest deficit overcome" only applies when the player ends up winning the game.

LEGEND

TW Women's Team



Detailed Team Match Results

Republic of Korea (KOR) 3 - 1 Croatia (CRO)

Match 2: CHO Kyoung Hee (KOR) 1-3 DRETAR KARIC Helena (CRO)

Match Summary		Match	Game 1	Game 2	Game 3	Game 4	Game 5
CHO Kyoung Hee	KOR	1	10	5	14	10	
DRETAR KARIC Helena	CRO	3	12	11	12	12	
Duration		32min	6min	5min	8min	7min	

Team Match No : TW1-3(11) Table : 1 Umpires : PAYNE Michael (GBR) REID Lynda (GBR)

Player Statistics	CHO Kyoung Hee (KOR)						DRETAR KARIC Helena (CRO)					
	Game					Match	Game					Match
	1	2	3	4	5		1	2	3	4	5	
Points won	10	5	14	10		39	12	11	12	12		47
Biggest lead	5	-	2	3		5	2	6	4	2		6
Points won on own serve	6	4	6	4		20	9	7	5	5		26
Points lost on own serve	3	4	7	7		21	4	1	8	6		19
Most consecutive points won	4	2	4	5		5	4	4	4	3		4
Greatest deficit overcome	-	-	4	-		4	5	-	-	3		5
Handedness/Grip	Right/Shakehand						Right/Shakehand					

Game/Match Statistics	Game					Match
	1	2	3	4	5	
Longest rally (strokes)	14	13	18	17		18
Average rally	6	6	5	6		6

Game Progress

1	CHO Kyoung Hee (KOR)	0	*2	4	*5	6	*6	8	8	8	*9	10	*10	10	DRETAR KARIC Helena (CRO)	*0	0	*0	1	*2	4	*4	*6	*8	9	*10	11	12								
2	CHO Kyoung Hee (KOR)	*0	0	*0	2	*3	4	*4	5	5	DRETAR KARIC Helena (CRO)	0	*2	4	*4	5	*6	8	*9	11																
3	CHO Kyoung Hee (KOR)	0	*1	2	*3	3	*4	4	*5	7	*9	10	*11	11	*11	12	*13	14	DRETAR KARIC Helena (CRO)	*0	1	*2	3	*5	6	*8	9	*9	9	*10	10	*11	12	*12	12	12
4	CHO Kyoung Hee (KOR)	*0	1	*2	3	*4	4	*6	8	*9	9	*10	10	10	DRETAR KARIC Helena (CRO)	0	*1	2	*3	4	*6	6	*6	7	*9	10	*11	12								

NOTES
 "*" denotes server. The "Greatest deficit overcome" only applies when the player ends up winning the game.

LEGEND
 TW Women's Team



Detailed Team Match Results

Republic of Korea (KOR) 3 - 1 Croatia (CRO)

Match 3: JUNG Sang Sook (KOR) 3-1 DRETAR KARIC Helena (CRO)

Match Summary		Match	Game 1	Game 2	Game 3	Game 4	Game 5
JUNG Sang Sook	KOR	3	9	11	11	11	
DRETAR KARIC Helena	CRO	1	11	9	8	8	
	Duration	26min	5min	6min	5min	5min	

Team Match No : TW1-3(11) Table : 1 Umpires : PAYNE Michael (GBR) REID Lynda (GBR)

Player Statistics	JUNG Sang Sook (KOR)						DRETAR KARIC Helena (CRO)					
	Game					Match	Game					Match
	1	2	3	4	5		1	2	3	4	5	
Points won	9	11	11	11		42	11	9	8	8		36
Biggest lead	2	3	3	7		7	2	3	1	2		3
Points won on own serve	6	7	5	6		24	7	6	3	5		21
Points lost on own serve	4	3	5	3		15	3	4	6	5		18
Most consecutive points won	2	5	3	9		9	3	3	3	4		4
Greatest deficit overcome	-	3	1	2		3	2	-	-	-		2
Handedness/Grip	Right/Shakehand						Right/Shakehand					

Game/Match Statistics	Game					Match
	1	2	3	4	5	
Longest rally (strokes)	19	20	12	10		20
Average rally	6	6	6	5		6

Game Progress

1	JUNG Sang Sook (KOR)	*0	2	*2	3	*4	5	*6	7	*8	9	9
	DRETAR KARIC Helena (CRO)	0	*0	2	*3	4	*5	6	*7	8	*9	11
2	JUNG Sang Sook (KOR)	0	*0	1	*2	4	*6	7	*7	9	*10	11
	DRETAR KARIC Helena (CRO)	*0	2	*3	4	*4	4	*5	7	*7	8	9
3	JUNG Sang Sook (KOR)	*0	1	*3	4	*5	6	*6	7	*9	10	11
	DRETAR KARIC Helena (CRO)	0	*1	1	*2	3	*4	6	*7	7	*8	8
4	JUNG Sang Sook (KOR)	0	*0	2	*4	6	*8	9	*10	10	*10	11
	DRETAR KARIC Helena (CRO)	*0	2	*2	2	*2	2	*3	4	*6	8	8

NOTES

"*" denotes server. The "Greatest deficit overcome" only applies when the player ends up winning the game.

LEGEND

TW Women's Team



Detailed Team Match Results

Republic of Korea (KOR) 3 - 1 Croatia (CRO)

Match 4: CHO Kyoung Hee (KOR) 3-1 MUZINIC Andela (CRO)

Match Summary		Match	Game 1	Game 2	Game 3	Game 4	Game 5
CHO Kyoung Hee	KOR	3	9	11	11	11	
MUZINIC Andela	CRO	1	11	9	9	5	
	Duration	29min	5min	6min	7min	5min	

Team Match No : TW1-3(11) Table : 1 Umpires : PAYNE Michael (GBR) REID Lynda (GBR)

Player Statistics	CHO Kyoung Hee (KOR)						MUZINIC Andela (CRO)					
	Game					Match	Game					Match
	1	2	3	4	5		1	2	3	4	5	
Points won	9	11	11	11		42	11	9	9	5		34
Biggest lead	-	3	2	6		6	3	2	2	1		3
Points won on own serve	7	5	7	5		24	8	4	6	2		20
Points lost on own serve	3	5	3	3		14	2	6	4	6		18
Most consecutive points won	3	3	3	5		5	2	2	4	2		4
Greatest deficit overcome	-	2	2	1		2	-	-	-	-		-
Handedness/Grip	Right/Shakehand						Right/Shakehand					

Game/Match Statistics	Game					Match
	1	2	3	4	5	
Longest rally (strokes)	12	11	14	17		17
Average rally	5	5	5	6		5

Game Progress

1	CHO Kyoung Hee (KOR)	0	*0	2	*2	3	*4	6	*7	8	*8	9	MUZINIC Andela (CRO)	*0	2	*2	4	*5	6	*6	7	*8	10	11
2	CHO Kyoung Hee (KOR)	*0	0	*2	3	*4	5	*6	8	*9	10	11	MUZINIC Andela (CRO)	0	*2	2	*3	4	*5	6	*6	7	*8	9
3	CHO Kyoung Hee (KOR)	0	*1	3	*3	3	*4	5	*6	8	*9	11	MUZINIC Andela (CRO)	*0	1	*1	3	*5	6	*7	8	*8	9	9
4	CHO Kyoung Hee (KOR)	*0	1	*3	4	*5	6	*7	9	11	MUZINIC Andela (CRO)	0	*1	1	*2	3	*4	5	*5	5				

NOTES

"*" denotes server. The "Greatest deficit overcome" only applies when the player ends up winning the game.

LEGEND

TW Women's Team



Detailed Team Match Results

Turkey (TUR) 2 - 3 Great Britain (GBR)

Team Match No : TW1-3(12) Table : 3 Umpires : LEE Soon-Ju (KOR) EIKMANS Angelo (NED)

Match 1			Match	Game 1	Game 2	Game 3	Game 4	Game 5
A	ALTINTAS Nergiz	TUR	3	11	11	9	12	
X	CAMPBELL Jane	GBR	1	6	4	11	10	
Duration of Match 1			28min	5min	4min	7min	8min	

Match 2			Match	Game 1	Game 2	Game 3	Game 4	Game 5
B	DUMAN Hatice	TUR	3	9	12	12	11	
Y	HEAD Sara	GBR	1	11	10	10	7	
Duration of Match 2			28min	6min	6min	6min	5min	

Match 3			Match	Game 1	Game 2	Game 3	Game 4	Game 5
A	ALTINTAS Nergiz	TUR	0	7	8	7		
Y	HEAD Sara	GBR	3	11	11	11		
Duration of Match 3			18min	5min	6min	5min		

Match 4			Match	Game 1	Game 2	Game 3	Game 4	Game 5
B	DUMAN Hatice	TUR	2	8	11	11	8	10
X	CAMPBELL Jane	GBR	3	11	8	9	11	12
Duration of Match 4			35min	5min	6min	5min	6min	8min

Match 5			Match	Game 1	Game 2	Game 3	Game 4	Game 5
	ALTINTAS N / DUMAN H	TUR	0	4	10	8		
	CAMPBELL J / HEAD S	GBR	3	11	12	11		
Duration of Match 5			21min	4min	5min	5min		

Duration of Team Match	2h35min
------------------------	---------

Player Statistics	Turkey (TUR)						Great Britain (GBR)					
	Match					Team Match	Match					Team Match
	1	2	3	4	5		1	2	3	4	5	
Points won	43	44	22	48	22	179	31	38	33	51	34	187
Biggest lead	7	5	2	4	4	7	3	4	4	3	7	7
Points won on own serve	22	27	14	28	11	102	16	23	21	29	18	107
Points lost on own serve	15	15	12	22	16	80	21	17	8	20	11	77
Most consecutive points won	9	4	4	6	2	9	3	4	6	3	6	6
Greatest deficit overcome	3	4	-	3	-	4	4	-	2	4	4	4

Match/Team Match Statistics	Match					Team Match
	1	2	3	4	5	
Longest rally (strokes)	16	18	25	18	20	25
Average rally	5	5	6	5	6	5

NOTES
The "Greatest deficit overcome" only applies when the player/pair ends up winning the game.

LEGEND
TW Women's Team



Detailed Team Match Results

Turkey (TUR) 2 - 3 Great Britain (GBR)

Match 1: **ALTINTAS Nergiz (TUR)** 3-1 **CAMPBELL Jane (GBR)**

Match Summary		Match	Game 1	Game 2	Game 3	Game 4	Game 5
ALTINTAS Nergiz	TUR	3	11	11	9	12	
CAMPBELL Jane	GBR	1	6	4	11	10	
	Duration	28min	5min	4min	7min	8min	

Team Match No : TW1-3(12) Table : 3 Umpires : LEE Soon-Ju (KOR) EIKMANS Angelo (NED)

Player Statistics	ALTINTAS Nergiz (TUR)						CAMPBELL Jane (GBR)					
	Game					Match	Game					Match
	1	2	3	4	5		1	2	3	4	5	
Points won	11	11	9	12		43	6	4	11	10		31
Biggest lead	5	7	4	2		7	-	2	2	3		3
Points won on own serve	4	6	5	7		22	1	3	6	6		16
Points lost on own serve	5	1	5	4		15	7	5	4	5		21
Most consecutive points won	4	9	5	3		9	2	3	3	2		3
Greatest deficit overcome	-	2	-	3		3	-	-	4	-		4
Handedness/Grip	Right/Shakehand						Right/Shakehand					

Game/Match Statistics	Game					Match
	1	2	3	4	5	
Longest rally (strokes)	9	9	16	8		16
Average rally	4	4	7	5		5

Game Progress

1	ALTINTAS Nergiz (TUR)	*0	1	*3	3	*5	6	*8	9	*10	11			
	CAMPBELL Jane (GBR)	0	*1	1	*3	3	*4	4	*5	6	6			
2	ALTINTAS Nergiz (TUR)	0	*1	2	*2	4	*6	8	*10	11				
	CAMPBELL Jane (GBR)	*0	1	*2	4	*4	4	*4	4	4				
3	ALTINTAS Nergiz (TUR)	*0	1	*3	5	*5	6	*7	7	*8	9	9		
	CAMPBELL Jane (GBR)	0	*1	1	*1	3	*4	5	*7	8	*9	11		
4	ALTINTAS Nergiz (TUR)	0	*0	1	*2	4	*5	6	*7	8	*9	10	*11	12
	CAMPBELL Jane (GBR)	*0	2	*3	4	*4	5	*6	7	*8	9	*10	10	10

NOTES
 "*" denotes server. The "Greatest deficit overcome" only applies when the player ends up winning the game.

LEGEND
 TW Women's Team





Detailed Team Match Results

Turkey (TUR) **2 - 3** Great Britain (GBR)

Match 2: **DUMAN Hatice (TUR)** **3-1** **HEAD Sara (GBR)**

Match Summary		Match	Game 1	Game 2	Game 3	Game 4	Game 5
DUMAN Hatice	TUR	3	9	12	12	11	
HEAD Sara	GBR	1	11	10	10	7	
	Duration	28min	6min	6min	6min	5min	

Team Match No : TW1-3(12) Table : 3 Umpires : LEE Soon-Ju (KOR) EIKMANS Angelo (NED)

Player Statistics	DUMAN Hatice (TUR)						HEAD Sara (GBR)					
	Game					Match	Game					Match
	1	2	3	4	5		1	2	3	4	5	
Points won	9	12	12	11		44	11	10	10	7		38
Biggest lead	-	2	2	5		5	4	4	3	2		4
Points won on own serve	6	6	8	7		27	7	5	7	4		23
Points lost on own serve	4	5	3	3		15	3	6	4	4		17
Most consecutive points won	2	4	4	4		4	4	4	3	4		4
Greatest deficit overcome	-	4	3	2		4	-	-	-	-		-
Handedness/Grip	Right/Shakehand						Right/Shakehand					

Game/Match Statistics	Game					Match
	1	2	3	4	5	
Longest rally (strokes)	10	10	18	11		18
Average rally	4	4	6	6		5

Game Progress

1	DUMAN Hatice (TUR)	0	*0	2	*3	3	*3	5	*6	7	*8	9		
	HEAD Sara (GBR)	*0	2	*2	3	*5	7	*7	8	*9	10	11		
2	DUMAN Hatice (TUR)	*0	2	*3	3	*3	4	*5	5	*7	9	*10	11	12
	HEAD Sara (GBR)	0	*0	1	*3	5	*6	7	*9	9	*9	10	*10	10
3	DUMAN Hatice (TUR)	0	*0	1	*2	4	*4	5	*7	8	*8	10	*11	12
	HEAD Sara (GBR)	*0	2	*3	4	*4	6	*7	7	*8	10	*10	10	10
4	DUMAN Hatice (TUR)	*0	2	*2	2	*4	6	*7	9	*10	11			
	HEAD Sara (GBR)	0	*0	2	*4	4	*4	5	*5	6	7			

NOTES

"*" denotes server. The "Greatest deficit overcome" only applies when the player ends up winning the game.

LEGEND

TW Women's Team



Detailed Team Match Results

Turkey (TUR) **2 - 3** Great Britain (GBR)

Match 3: ALTINTAS Nergiz (TUR) **0-3** HEAD Sara (GBR)

Match Summary		Match	Game 1	Game 2	Game 3	Game 4	Game 5
ALTINTAS Nergiz	TUR	0	7	8	7		
HEAD Sara	GBR	3	11	11	11		
Duration		18min	5min	6min	5min		

Team Match No : TW1-3(12) Table : 3 Umpires : LEE Soon-Ju (KOR) EIKMANS Angelo (NED)

Player Statistics	ALTINTAS Nergiz (TUR)						HEAD Sara (GBR)					
	Game					Match	Game					Match
	1	2	3	4	5		1	2	3	4	5	
Points won	7	8	7			22	11	11	11			33
Biggest lead	2	1	1			2	4	3	4			4
Points won on own serve	4	4	6			14	7	5	9			21
Points lost on own serve	4	6	2			12	3	4	1			8
Most consecutive points won	4	3	3			4	6	4	3			6
Greatest deficit overcome	-	-	-			-	2	1	1			2
Handedness/Grip	Right/Shakehand						Right/Shakehand					

Game/Match Statistics	Game					Match
	1	2	3	4	5	
Longest rally (strokes)	20	25	15			25
Average rally	7	6	6			6

Game Progress

1	ALTINTAS Nergiz (TUR)	0	*0	1	*3	5	*5	5	*5	6	7	
	HEAD Sara (GBR)	*0	2	*3	3	*3	5	*7	9	*10	11	
2	ALTINTAS Nergiz (TUR)	*0	1	*2	3	*3	4	*6	7	*8	8	8
	HEAD Sara (GBR)	0	*1	2	*3	5	*6	6	*7	8	*10	11
3	ALTINTAS Nergiz (TUR)	0	*0	2	*3	4	*4	6	*6	7	7	
	HEAD Sara (GBR)	*0	2	*2	3	*4	6	*6	8	*9	11	

NOTES

"*" denotes server. The "Greatest deficit overcome" only applies when the player ends up winning the game.

LEGEND

TW Women's Team



Detailed Team Match Results

Turkey (TUR) 2 - 3 Great Britain (GBR)

Match 4: DUMAN Hatice (TUR) 2-3 CAMPBELL Jane (GBR)

Match Summary		Match	Game 1	Game 2	Game 3	Game 4	Game 5
DUMAN Hatice	TUR	2	8	11	11	8	10
CAMPBELL Jane	GBR	3	11	8	9	11	12
Duration		35min	5min	6min	5min	6min	8min

Team Match No : TW1-3(12) Table : 3 Umpires : LEE Soon-Ju (KOR) EIKMANS Angelo (NED)

Player Statistics	DUMAN Hatice (TUR)						CAMPBELL Jane (GBR)					
	Game					Match	Game					Match
	1	2	3	4	5		1	2	3	4	5	
Points won	8	11	11	8	10	48	11	8	9	11	12	51
Biggest lead	-	3	2	2	4	4	3	3	3	3	2	3
Points won on own serve	5	5	5	6	7	28	7	3	4	7	8	29
Points lost on own serve	4	5	5	4	4	22	3	6	6	2	3	20
Most consecutive points won	2	6	4	2	3	6	2	3	3	3	3	3
Greatest deficit overcome	-	3	3	-	-	3	-	-	-	2	4	4
Handedness/Grip	Right/Shakehand						Right/Shakehand					

Game/Match Statistics	Game					Match
	1	2	3	4	5	
Longest rally (strokes)	18	8	13	15	13	18
Average rally	6	4	4	6	6	5

Game Progress

1	DUMAN Hatice (TUR)	0	*0	1	*2	3	*4	6	*6	7	*8	8		
	CAMPBELL Jane (GBR)	*0	2	*3	4	*5	6	*6	8	*9	10	11		
2	DUMAN Hatice (TUR)	*0	1	*3	3	*4	5	*5	6	*8	10	11		
	CAMPBELL Jane (GBR)	0	*1	1	*3	4	*5	7	*8	8	*8	8		
3	DUMAN Hatice (TUR)	0	*0	1	*2	3	*5	7	*8	8	*10	11		
	CAMPBELL Jane (GBR)	*0	2	*3	4	*5	5	*5	6	*8	8	9		
4	DUMAN Hatice (TUR)	*0	1	*2	4	*4	5	*5	6	*7	8	8		
	CAMPBELL Jane (GBR)	0	*1	2	*2	4	*5	7	*8	9	*10	11		
5	DUMAN Hatice (TUR)	0	*1	3	*4	5	*6	8	*8	9	*9	10	*10	10
	CAMPBELL Jane (GBR)	*0	1	*1	2	*3	4	*4	6	*7	9	*10	11	12

NOTES

"*" denotes server. The "Greatest deficit overcome" only applies when the player ends up winning the game.

LEGEND

TW Women's Team



Detailed Team Match Results

Turkey (TUR) **2 - 3** Great Britain (GBR)

Match 5: ALTINTAS Nergiz (TUR) **0-3** CAMPBELL Jane (GBR)
DUMAN Hatice HEAD Sara

Match Summary		Match	Game 1	Game 2	Game 3	Game 4	Game 5
ALTINTAS Nergiz / DUMAN H	TUR	0	4	10	8		
CAMPBELL Jane / HEAD S	GBR	3	11	12	11		
	Duration	21min	4min	5min	5min		

Team Match No : TW1-3(12) Table : 3 Umpires : LEE Soon-Ju (KOR) EIKMANS Angelo (NED)

Player Statistics	ALTINTAS N / DUMAN H (TUR)						CAMPBELL J / HEAD S (GBR)					
	Game					Match	Game					Match
	1	2	3	4	5		1	2	3	4	5	
Points won	4	10	8			22	11	12	11			34
Biggest lead	-	4	2			4	7	2	3			7
Points won on own serve	2	6	3			11	6	7	5			18
Points lost on own serve	5	5	6			16	2	4	5			11
Most consecutive points won	1	2	2			2	4	6	4			6
Greatest deficit overcome	-	-	-			-	-	4	2			4
Handedness/Grip	Right/Shakehand - Right/Shakehand						Right/Shakehand - Right/Shakehand					

Game/Match Statistics	Game					Match
	1	2	3	4	5	
Longest rally (strokes)	16	20	13			20
Average rally	7	5	6			6

Game Progress

1	ALTINTAS N / DUMAN H (TUR)	0	*-1	1	*-1	2	*-2	3	*-4	4					
	CAMPBELL J / HEAD S (GBR)	*0	1	*-3	5	*-6	8	*-9	10	11					
2	ALTINTAS N / DUMAN H (TUR)	*-0	1	*-2	4	*-5	6	*-7	9	*-10	10	*-10	10	10	10
	CAMPBELL J / HEAD S (GBR)	0	*-1	2	*-2	3	*-4	5	*-5	6	*-8	10	*-11	12	
3	ALTINTAS N / DUMAN H (TUR)	0	*-1	2	*-3	4	*-6	6	*-7	8	*-8	8			
	CAMPBELL J / HEAD S (GBR)	*0	1	*-2	3	*-4	4	*-6	7	*-8	10	11			

NOTES

"*- " denotes first player of pair is server, "-*" denotes second player of pair is server. The "Greatest deficit overcome" only applies when the pair ends up winning the game.

LEGEND

TW Women's Team



Detailed Team Match Results

People's Republic of China (CHN) 3 - 0 Italy (ITA)

Team Match No : TW1-3(13) Table : 5 Umpires : KRME LJ Milana (SLO) COCHRANE David (GBR)

Match 1			Match	Game 1	Game 2	Game 3	Game 4	Game 5
A	LI Qian	CHN	3	11	11	11		
X	PODDA Clara	ITA	0	3	2	5		
Duration of Match 1			12min	3min	3min	4min		

Match 2			Match	Game 1	Game 2	Game 3	Game 4	Game 5
B	LIU Jing	CHN	3	11	9	11	11	
Y	BRUNELLI Michela	ITA	1	8	11	7	9	
Duration of Match 2			24min	4min	5min	5min	6min	

Match 3			Match	Game 1	Game 2	Game 3	Game 4	Game 5
A	LI Qian	CHN	3	11	9	12	11	
Y	BRUNELLI Michela	ITA	1	3	11	10	5	
Duration of Match 3			22min	3min	5min	6min	4min	

Duration of Team Match	1h5min
------------------------	--------

Player Statistics	People's Republic of China (CHN)					Italy (ITA)						
	Match				Team Match	Match				Team Match		
	1	2	3	4		5	1	2	3		4	5
Points won	33	42	43			118	10	35	29			74
Biggest lead	9	4	8			9	1	3	3			3
Points won on own serve	19	22	25			66	7	17	17			41
Points lost on own serve	3	18	12			33	14	20	18			52
Most consecutive points won	10	4	10			10	2	4	4			4
Greatest deficit overcome	1	3	2			3	-	2	4			4

Match/Team Match Statistics	Match					Team Match
	1	2	3	4	5	
Longest rally (strokes)	7	19	9			19
Average rally	3	4	4			4

NOTES
The "Greatest deficit overcome" only applies when the player/pair ends up winning the game.

LEGEND
TW Women's Team



Detailed Team Match Results

People's Republic of China (CHN) 3 - 0 Italy (ITA)

Match 1: LI Qian (CHN) 3-0 PODDA Clara (ITA)

Match Summary		Match	Game 1	Game 2	Game 3	Game 4	Game 5
LI Qian	CHN	3	11	11	11		
PODDA Clara	ITA	0	3	2	5		
	Duration	12min	3min	3min	4min		

Team Match No : TW1-3(13) Table : 5 Umpires : KRMEJ Milana (SLO) COCHRANE David (GBR)

Player Statistics	LI Qian (CHN)						PODDA Clara (ITA)					
	Game					Match	Game					Match
	1	2	3	4	5		1	2	3	4	5	
Points won	11	11	11			33	3	2	5			10
Biggest lead	8	9	6			9	-	1	-			1
Points won on own serve	8	5	6			19	3	1	3			7
Points lost on own serve	0	1	2			3	3	6	5			14
Most consecutive points won	6	10	4			10	2	1	2			2
Greatest deficit overcome	-	1	-			1	-	-	-			-
Handedness/Grip	Left/Shakehand						Right/Shakehand					

Game/Match Statistics	Game					Match
	1	2	3	4	5	
Longest rally (strokes)	5	7	6			7
Average rally	3	3	3			3

Game Progress

1	LI Qian (CHN)	*0	2	*3	5	*5	7	*9	11	
	PODDA Clara (ITA)	0	*0	1	*1	3	*3	3	3	
2	LI Qian (CHN)	0	*1	3	*5	7	*9	10	11	
	PODDA Clara (ITA)	*0	1	*1	1	*1	1	*2	2	
3	LI Qian (CHN)	*0	2	*3	4	*5	7	*8	9	11
	PODDA Clara (ITA)	0	*0	1	*2	3	*3	4	*5	5

NOTES

"*" denotes server. The "Greatest deficit overcome" only applies when the player ends up winning the game.

LEGEND

TW Women's Team



Detailed Team Match Results

People's Republic of China (CHN) 3 - 0 Italy (ITA)

Match 2: LIU Jing (CHN) 3-1 BRUNELLI Michela (ITA)

Match Summary		Match	Game 1	Game 2	Game 3	Game 4	Game 5
LIU Jing	CHN	3	11	9	11	11	
BRUNELLI Michela	ITA	1	8	11	7	9	
	Duration	24min	4min	5min	5min	6min	

Team Match No : TW1-3(13) Table : 5 Umpires : KRMEJ Milana (SLO) COCHRANE David (GBR)

Player Statistics	LIU Jing (CHN)						BRUNELLI Michela (ITA)					
	Game					Match	Game					Match
	1	2	3	4	5		1	2	3	4	5	
Points won	11	9	11	11		42	8	11	7	9		35
Biggest lead	3	2	4	2		4	1	3	-	3		3
Points won on own serve	6	4	7	5		22	4	5	4	4		17
Points lost on own serve	4	6	3	5		18	5	5	4	6		20
Most consecutive points won	3	2	2	4		4	1	4	2	3		4
Greatest deficit overcome	1	-	-	3		3	-	2	-	-		2
Handedness/Grip	Left/Shakehand						Right/Shakehand					

Game/Match Statistics	Game					Match
	1	2	3	4	5	
Longest rally (strokes)	9	10	12	19		19
Average rally	3	4	5	6		4

Game Progress

1	LIU Jing (CHN)	*0	1	*2	3	*4	5	*6	8	*9	10	11
	BRUNELLI Michela (ITA)	0	*1	2	*3	4	*5	6	*6	7	*8	8
2	LIU Jing (CHN)	0	*2	3	*3	3	*4	5	*6	7	*8	9
	BRUNELLI Michela (ITA)	*0	0	*1	3	*5	6	*7	8	*9	10	11
3	LIU Jing (CHN)	*0	2	*3	4	*5	6	*7	8	*9	11	
	BRUNELLI Michela (ITA)	0	*0	1	*2	3	*4	5	*6	7	7	
4	LIU Jing (CHN)	0	*1	1	*2	4	*4	5	*7	8	*10	11
	BRUNELLI Michela (ITA)	*0	1	*3	4	*4	6	*7	7	*8	8	9

NOTES

"*" denotes server. The "Greatest deficit overcome" only applies when the player ends up winning the game.

LEGEND

TW Women's Team



Detailed Team Match Results

People's Republic of China (CHN) 3 - 0 Italy (ITA)

Match 3: LI Qian (CHN) 3-1 BRUNELLI Michela (ITA)

Match Summary		Match	Game 1	Game 2	Game 3	Game 4	Game 5
LI Qian	CHN	3	11	9	12	11	
BRUNELLI Michela	ITA	1	3	11	10	5	
	Duration	22min	3min	5min	6min	4min	

Team Match No : TW1-3(13) Table : 5 Umpires : KRMEJ Milana (SLO) COCHRANE David (GBR)

Player Statistics	LI Qian (CHN)						BRUNELLI Michela (ITA)					
	Game					Match	Game					Match
	1	2	3	4	5		1	2	3	4	5	
Points won	11	9	12	11		43	3	11	10	5		29
Biggest lead	8	4	4	8		8	2	3	1	-		3
Points won on own serve	7	6	5	7		25	2	7	4	4		17
Points lost on own serve	1	4	6	1		12	4	3	7	4		18
Most consecutive points won	10	7	5	6		10	2	4	4	3		4
Greatest deficit overcome	2	-	1	-		2	-	4	-	-		4
Handedness/Grip	Left/Shakehand						Right/Shakehand					

Game/Match Statistics	Game					Match
	1	2	3	4	5	
Longest rally (strokes)	7	9	7	7		9
Average rally	3	4	4	4		4

Game Progress

1	LI Qian (CHN)	*0	1	*1	3	*5	7	*9	11					
	BRUNELLI Michela (ITA)	0	*1	3	*3	3	*3	3	3				3	
2	LI Qian (CHN)	0	*0	1	*2	4	*6	8	*8	9	*9		9	
	BRUNELLI Michela (ITA)	*0	2	*3	4	*4	4	*4	6	*7	9		11	
3	LI Qian (CHN)	*0	1	*3	3	*4	5	*7	9	*10	10	*10	11	12
	BRUNELLI Michela (ITA)	0	*1	1	*3	4	*5	5	*5	6	*8	10	*10	10
4	LI Qian (CHN)	0	*2	4	*4	6	*8	10	*10	11				
	BRUNELLI Michela (ITA)	*0	0	*0	2	*2	2	*2	4	5				

NOTES

"*" denotes server. The "Greatest deficit overcome" only applies when the player ends up winning the game.

LEGEND

TW Women's Team



Detailed Team Match Results

Great Britain (GBR) 0 - 3 Republic of Korea (KOR)

Team Match No : TW1-3(14) Table : 3 Umpires : BALGHAITH Alawi (QAT) RACKO Boris (SVK)

Match 1			Match	Game 1	Game 2	Game 3	Game 4	Game 5
A	HEAD Sara	GBR	1	9	8	11	11	
X	CHO Kyoung Hee	KOR	3	11	11	7	13	
Duration of Match 1			35min	6min	5min	6min	11min	

Match 2			Match	Game 1	Game 2	Game 3	Game 4	Game 5
B	CAMPBELL Jane	GBR	0	5	1	7		
Y	JUNG Sang Sook	KOR	3	11	11	11		
Duration of Match 2			17min	4min	3min	6min		

Match 3			Match	Game 1	Game 2	Game 3	Game 4	Game 5
A	HEAD Sara	GBR	1	6	11	9	14	
Y	JUNG Sang Sook	KOR	3	11	6	11	16	
Duration of Match 3			27min	4min	5min	6min	9min	

Duration of Team Match	1h29min
------------------------	---------

Player Statistics	Great Britain (GBR)					Team Match	Republic of Korea (KOR)					Team Match
	Match						Match					
	1	2	3	4	5		1	2	3	4	5	
Points won	39	13	40			92	42	33	44			119
Biggest lead	4	1	6			6	5	10	5			10
Points won on own serve	18	7	22			47	20	16	24			60
Points lost on own serve	22	17	20			59	21	6	18			45
Most consecutive points won	4	2	6			6	6	9	6			9
Greatest deficit overcome	-	-	-			-	3	1	6			6

Match/Team Match Statistics	Match					Team Match
	1	2	3	4	5	
Longest rally (strokes)	22	19	16			22
Average rally	8	6	6			7

NOTES
The "Greatest deficit overcome" only applies when the player/pair ends up winning the game.

LEGEND
TW Women's Team



Detailed Team Match Results

Great Britain (GBR) **0 - 3** Republic of Korea (KOR)

Match 1: HEAD Sara (GBR) **1-3** CHO Kyoung Hee (KOR)

Match Summary		Match	Game 1	Game 2	Game 3	Game 4	Game 5
HEAD Sara	GBR	1	9	8	11	11	
CHO Kyoung Hee	KOR	3	11	11	7	13	
Duration		35min	6min	5min	6min	11min	

Team Match No : TW1-3(14) Table : 3 Umpires : BALGHAITH Alawi (QAT) RACKO Boris (SVK)

Player Statistics	HEAD Sara (GBR)						CHO Kyoung Hee (KOR)					
	Game					Match	Game					Match
	1	2	3	4	5		1	2	3	4	5	
Points won	9	8	11	11		39	11	11	7	13		42
Biggest lead	1	3	4	3		4	5	3	-	2		5
Points won on own serve	4	6	3	5		18	5	7	2	6		20
Points lost on own serve	6	4	5	7		22	5	2	8	6		21
Most consecutive points won	4	2	3	3		4	4	6	2	3		6
Greatest deficit overcome	-	-	-	-		-	1	3	-	3		3
Handedness/Grip	Right/Shakehand						Right/Shakehand					

Game/Match Statistics	Game					Match
	1	2	3	4	5	
Longest rally (strokes)	22	13	21	19		22
Average rally	7	6	9	9		8

Game Progress

1	HEAD Sara (GBR)	0	*1	2	*3	3	*4	5	*5	6	*8	9	CHO Kyoung Hee (KOR)	*0	1	*2	3	*5	6	*7	9	*10	10	11								
2	HEAD Sara (GBR)	*0	2	*2	4	*5	6	*6	6	*7	8	8	CHO Kyoung Hee (KOR)	0	*0	2	*2	3	*4	6	*8	9	*10	11								
3	HEAD Sara (GBR)	0	*2	2	*4	5	*6	7	*8	9	11	CHO Kyoung Hee (KOR)	*0	0	*2	2	*3	4	*5	6	*7	7										
4	HEAD Sara (GBR)	*0	2	*2	4	*5	5	*6	6	*8	9	*10	10	*11	11	11	CHO Kyoung Hee (KOR)	0	*0	2	*2	3	*5	6	*8	8	*9	10	*11	11	*12	13

NOTES
 "*" denotes server. The "Greatest deficit overcome" only applies when the player ends up winning the game.

LEGEND
 TW Women's Team



Detailed Team Match Results

Great Britain (GBR) **0 - 3** Republic of Korea (KOR)

Match 2: CAMPBELL Jane (GBR) **0-3** JUNG Sang Sook (KOR)

Match Summary		Match	Game 1	Game 2	Game 3	Game 4	Game 5
CAMPBELL Jane	GBR	0	5	1	7		
JUNG Sang Sook	KOR	3	11	11	11		
Duration		17min	4min	3min	6min		

Team Match No : TW1-3(14) Table : 3 Umpires : BALGHAITH Alawi (QAT) RACKO Boris (SVK)

Player Statistics	CAMPBELL Jane (GBR)						JUNG Sang Sook (KOR)					
	Game					Match	Game					Match
	1	2	3	4	5		1	2	3	4	5	
Points won	5	1	7			13	11	11	11			33
Biggest lead	-	-	1			1	6	10	4			10
Points won on own serve	1	1	5			7	4	6	6			16
Points lost on own serve	7	5	5			17	4	0	2			6
Most consecutive points won	1	1	2			2	3	9	4			9
Greatest deficit overcome	-	-	-			-	-	-	1			1
Handedness/Grip	Right/Shakehand						Right/Shakehand					

Game/Match Statistics	Game					Match
	1	2	3	4	5	
Longest rally (strokes)	12	14	19			19
Average rally	6	6	7			6

Game Progress

1	CAMPBELL Jane (GBR)	*0	0	*1	1	*2	2	*3	4	5	
	JUNG Sang Sook (KOR)	0	*2	3	*5	6	*8	9	*10	11	
2	CAMPBELL Jane (GBR)	0	*0	1	*1	1	*1	1			
	JUNG Sang Sook (KOR)	*0	2	*3	5	*7	9	11			
3	CAMPBELL Jane (GBR)	*0	1	*1	3	*4	5	*5	6	*7	7
	JUNG Sang Sook (KOR)	0	*1	3	*3	4	*5	7	*8	9	11

NOTES
 "*" denotes server. The "Greatest deficit overcome" only applies when the player ends up winning the game.

LEGEND
 TW Women's Team



Detailed Team Match Results

Great Britain (GBR) **0 - 3** Republic of Korea (KOR)

Match 3: HEAD Sara (GBR) **1-3** JUNG Sang Sook (KOR)

Match Summary		Match	Game 1	Game 2	Game 3	Game 4	Game 5
HEAD Sara	GBR	1	6	11	9	14	
JUNG Sang Sook	KOR	3	11	6	11	16	
Duration		27min	4min	5min	6min	9min	

Team Match No : TW1-3(14) Table : 3 Umpires : BALGHAITH Alawi (QAT) RACKO Boris (SVK)

Player Statistics	HEAD Sara (GBR)						JUNG Sang Sook (KOR)					
	Game					Match	Game					Match
	1	2	3	4	5		1	2	3	4	5	
Points won	6	11	9	14		40	11	6	11	16		44
Biggest lead	-	6	2	6		6	5	-	4	2		5
Points won on own serve	6	6	3	7		22	8	4	4	8		24
Points lost on own serve	3	2	7	8		20	0	5	6	7		18
Most consecutive points won	2	4	6	6		6	3	3	4	6		6
Greatest deficit overcome	-	-	-	-		-	-	-	2	6		6
Handedness/Grip	Right/Shakehand						Right/Shakehand					

Game/Match Statistics	Game					Match
	1	2	3	4	5	
Longest rally (strokes)	16	16	14	12		16
Average rally	7	6	6	6		6

Game Progress

1	HEAD Sara (GBR)	*0	1	*1	2	*2	4	*4	6	*6	6								
	JUNG Sang Sook (KOR)	0	*1	3	*4	6	*6	8	*8	10	11								
2	HEAD Sara (GBR)	0	*2	3	*5	7	*7	8	*8	10	11								
	JUNG Sang Sook (KOR)	*0	0	*1	1	*1	3	*4	6	*6	6								
3	HEAD Sara (GBR)	*0	0	*1	2	*3	3	*5	7	*9	9	9							
	JUNG Sang Sook (KOR)	0	*2	3	*4	5	*7	7	*7	7	*9	11							
4	HEAD Sara (GBR)	0	*2	4	*6	6	*7	8	*9	9	*9	10	*11	11	*11	12	*12	13	*13
	JUNG Sang Sook (KOR)	*0	0	*0	0	*2	3	*4	5	*7	9	*10	10	*11	12	*12	13	*13	14
		14	*14	14															
		*14	15	16															

NOTES
 "*" denotes server. The "Greatest deficit overcome" only applies when the player ends up winning the game.

LEGEND
 TW Women's Team



Detailed Team Match Results

Italy (ITA) 2 - 3 Great Britain (GBR)

Team Match No : TW1-3(15) Table : 3 Umpires : MONTFORT Neil (AUS) DEMARIO Leonor (BRA)

Match 1			Match	Game 1	Game 2	Game 3	Game 4	Game 5
A	BRUNELLI Michela	ITA	3	12	8	11	11	
X	CAMPBELL Jane	GBR	1	10	11	9	3	
Duration of Match 1			27min	6min	5min	6min	4min	

Match 2			Match	Game 1	Game 2	Game 3	Game 4	Game 5
B	PEZZUTTO Pamela	ITA	3	11	17	9	12	
Y	HEAD Sara	GBR	1	7	15	11	10	
Duration of Match 2			31min	4min	9min	6min	6min	

Match 3			Match	Game 1	Game 2	Game 3	Game 4	Game 5
A	BRUNELLI Michela	ITA	1	16	9	8	7	
Y	HEAD Sara	GBR	3	14	11	11	11	
Duration of Match 3			28min	8min	5min	5min	5min	

Match 4			Match	Game 1	Game 2	Game 3	Game 4	Game 5
B	PEZZUTTO Pamela	ITA	0	7	8	7		
X	CAMPBELL Jane	GBR	3	11	11	11		
Duration of Match 4			18min	5min	5min	5min		

Match 5			Match	Game 1	Game 2	Game 3	Game 4	Game 5
	PEZZUTTO P / PODDA C	ITA	2	6	11	11	3	4
	CAMPBELL J / HEAD S	GBR	3	11	7	7	11	11
Duration of Match 5			37min	6min	6min	6min	5min	6min

Duration of Team Match	2h45min
------------------------	---------

Player Statistics	Italy (ITA)						Great Britain (GBR)					
	Match					Team Match	Match					Team Match
	1	2	3	4	5		1	2	3	4	5	
Points won	42	49	40	22	35	188	33	43	47	33	47	203
Biggest lead	8	4	3	2	5	8	5	5	6	4	8	8
Points won on own serve	24	28	19	12	17	100	18	24	22	19	23	106
Points lost on own serve	15	19	25	14	24	97	18	21	21	10	18	88
Most consecutive points won	8	5	6	4	4	8	4	4	6	5	6	6
Greatest deficit overcome	5	5	1	-	-	5	1	2	1	2	3	3

Match/Team Match Statistics	Match					Team Match
	1	2	3	4	5	
Longest rally (strokes)	17	28	24	13	21	28
Average rally	6	7	6	4	7	6

NOTES
The "Greatest deficit overcome" only applies when the player/pair ends up winning the game.

LEGEND
TW Women's Team



Detailed Team Match Results

Italy (ITA) 2 - 3 Great Britain (GBR)

Match 1: **BRUNELLI Michela (ITA)** 3-1 **CAMPBELL Jane (GBR)**

Match Summary		Match	Game 1	Game 2	Game 3	Game 4	Game 5
BRUNELLI Michela	ITA	3	12	8	11	11	
CAMPBELL Jane	GBR	1	10	11	9	3	
	Duration	27min	6min	5min	6min	4min	

Team Match No : TW1-3(15) Table : 3 Umpires : MONTFORT Neil (AUS) DEMARIO Leonor (BRA)

Player Statistics	BRUNELLI Michela (ITA)						CAMPBELL Jane (GBR)					
	Game					Match	Game					Match
	1	2	3	4	5		1	2	3	4	5	
Points won	12	8	11	11		42	10	11	9	3		33
Biggest lead	2	1	2	8		8	2	4	5	1		5
Points won on own serve	6	6	6	6		24	5	7	5	1		18
Points lost on own serve	5	4	4	2		15	6	2	5	5		18
Most consecutive points won	2	2	7	8		8	2	4	3	1		4
Greatest deficit overcome	2	-	5	1		5	-	1	-	-		1
Handedness/Grip	Right/Shakehand						Right/Shakehand					

Game/Match Statistics	Game					Match
	1	2	3	4	5	
Longest rally (strokes)	12	12	17	9		17
Average rally	5	6	7	5		6

Game Progress

1	BRUNELLI Michela (ITA)	0	*1	2	*2	4	*5	6	*7	8	*10	10	*11	12
	CAMPBELL Jane (GBR)	*0	1	*2	4	*4	5	*6	7	*8	8	*10	10	10
2	BRUNELLI Michela (ITA)	*0	1	*1	2	*3	4	*5	6	*6	8			8
	CAMPBELL Jane (GBR)	0	*1	3	*4	5	*6	7	*8	10	*10			11
3	BRUNELLI Michela (ITA)	0	*0	1	*2	3	*4	4	*5	7	*9			11
	CAMPBELL Jane (GBR)	*0	2	*3	4	*5	6	*8	9	*9	9			9
4	BRUNELLI Michela (ITA)	*0	1	*2	4	*6	8	*10						11
	CAMPBELL Jane (GBR)	0	*1	2	*2	2	*2	2						3

NOTES

"*" denotes server. The "Greatest deficit overcome" only applies when the player ends up winning the game.

LEGEND

TW Women's Team



Detailed Team Match Results

Italy (ITA) 2 - 3 Great Britain (GBR)

Match 2: PEZZUTTO Pamela (ITA) 3-1 HEAD Sara (GBR)

Match Summary		Match	Game 1	Game 2	Game 3	Game 4	Game 5
PEZZUTTO Pamela	ITA	3	11	17	9	12	
HEAD Sara	GBR	1	7	15	11	10	
	Duration	31min	4min	9min	6min	6min	

Team Match No : TW1-3(15) Table : 3 Umpires : MONTFORT Neil (AUS) DEMARIO Leonor (BRA)

Player Statistics	PEZZUTTO Pamela (ITA)						HEAD Sara (GBR)					
	Game					Match	Game					Match
	1	2	3	4	5		1	2	3	4	5	
Points won	11	17	9	12		49	7	15	11	10		43
Biggest lead	4	2	2	2		4	3	5	2	3		5
Points won on own serve	7	11	4	6		28	4	10	5	5		24
Points lost on own serve	3	5	6	5		19	4	6	5	6		21
Most consecutive points won	5	4	2	5		5	3	4	3	3		4
Greatest deficit overcome	3	5	-	3		5	-	-	2	-		2
Handedness/Grip	Right/Shakehand						Right/Shakehand					

Game/Match Statistics	Game					Match
	1	2	3	4	5	
Longest rally (strokes)	14	28	17	21		28
Average rally	5	7	8	8		7

Game Progress

1	PEZZUTTO Pamela (ITA)	*0	0	*1	3	*4	5	*7	9	*9	11								
	HEAD Sara (GBR)	0	*2	3	*3	4	*5	5	*5	7	7								
2	PEZZUTTO Pamela (ITA)	0	*1	2	*2	3	*3	4	*5	7	*9	10	*11	11	*11	12	*12	13	*13
	HEAD Sara (GBR)	*0	1	*2	4	*5	7	*8	9	*9	9	*10	10	*11	12	*12	13	*13	14
		14	*14	15	*16	17													
		*14	15	*15	15	15													
3	PEZZUTTO Pamela (ITA)	*0	1	*2	3	*4	5	*7	7	*8	9	9							
	HEAD Sara (GBR)	0	*1	2	*3	4	*5	5	*7	8	*9	11							
4	PEZZUTTO Pamela (ITA)	0	*1	1	*2	4	*5	5	*6	7	*8	10	*11	12					
	HEAD Sara (GBR)	*0	1	*3	4	*4	5	*7	8	*9	10	*10	10	10					

NOTES
 "*" denotes server. The "Greatest deficit overcome" only applies when the player ends up winning the game.

LEGEND
 TW Women's Team



Detailed Team Match Results

Italy (ITA) 2 - 3 Great Britain (GBR)

Match 3: BRUNELLI Michela (ITA) 1-3 HEAD Sara (GBR)

Match Summary		Match	Game 1	Game 2	Game 3	Game 4	Game 5
BRUNELLI Michela	ITA	1	16	9	8	7	
HEAD Sara	GBR	3	14	11	11	11	
	Duration	28min	8min	5min	5min	5min	

Team Match No : TW1-3(15) Table : 3 Umpires : MONTFORT Neil (AUS) DEMARIO Leonor (BRA)

Player Statistics	BRUNELLI Michela (ITA)						HEAD Sara (GBR)					
	Game					Match	Game					Match
	1	2	3	4	5		1	2	3	4	5	
Points won	16	9	8	7		40	14	11	11	11		47
Biggest lead	3	-	1	1		3	1	6	3	4		6
Points won on own serve	9	6	2	2		19	8	7	4	3		22
Points lost on own serve	6	4	7	8		25	7	3	6	5		21
Most consecutive points won	3	6	2	3		6	3	6	3	5		6
Greatest deficit overcome	1	-	-	-		1	-	-	1	1		1
Handedness/Grip	Right/Shakehand						Right/Shakehand					

Game/Match Statistics	Game					Match
	1	2	3	4	5	
Longest rally (strokes)	16	19	11	24		24
Average rally	6	5	6	8		6

Game Progress

1	BRUNELLI Michela (ITA)	0	*2	3	*3	5	*6	7	*7	9	*9	10	*10	11	*12	12	*13	13	*14
	HEAD Sara (GBR)	*0	0	*1	3	*3	4	*5	7	*7	9	*10	11	*11	11	*12	12	*13	13
		14	*15	16															
		*14	14	14															
2	BRUNELLI Michela (ITA)	*0	0	*1	3	*3	3	*3	5	*7	9								9
	HEAD Sara (GBR)	0	*2	3	*3	5	*7	9	*9	9	*9								11
3	BRUNELLI Michela (ITA)	0	*1	2	*3	3	*5	5	*6	7	*8								8
	HEAD Sara (GBR)	*0	1	*2	3	*5	5	*7	8	*9	10								11
4	BRUNELLI Michela (ITA)	*0	0	*2	3	*4	4	*6	7	*7									7
	HEAD Sara (GBR)	0	*2	2	*3	4	*6	6	*7	9									11

NOTES

"*" denotes server. The "Greatest deficit overcome" only applies when the player ends up winning the game.

LEGEND

TW Women's Team



Detailed Team Match Results

Italy (ITA) 2 - 3 Great Britain (GBR)

Match 4: PEZZUTTO Pamela (ITA) 0-3 CAMPBELL Jane (GBR)

Match Summary		Match	Game 1	Game 2	Game 3	Game 4	Game 5
PEZZUTTO Pamela	ITA	0	7	8	7		
CAMPBELL Jane	GBR	3	11	11	11		
	Duration	18min	5min	5min	5min		

Team Match No : TW1-3(15) Table : 3 Umpires : MONTFORT Neil (AUS) DEMARIO Leonor (BRA)

Player Statistics	PEZZUTTO Pamela (ITA)						CAMPBELL Jane (GBR)					
	Game					Match	Game					Match
	1	2	3	4	5		1	2	3	4	5	
Points won	7	8	7			22	11	11	11			33
Biggest lead	1	2	2			2	4	3	4			4
Points won on own serve	3	6	3			12	6	7	6			19
Points lost on own serve	5	4	5			14	4	2	4			10
Most consecutive points won	4	2	3			4	5	4	4			5
Greatest deficit overcome	-	-	-			-	1	2	2			2
Handedness/Grip	Right/Shakehand						Right/Shakehand					

Game/Match Statistics	Game					Match
	1	2	3	4	5	
Longest rally (strokes)	9	13	13			13
Average rally	4	4	4			4

Game Progress

1	PEZZUTTO Pamela (ITA)	0	*0	1	*2	3	*5	6	*7	7	7
	CAMPBELL Jane (GBR)	*0	2	*3	4	*5	5	*6	7	*9	11
2	PEZZUTTO Pamela (ITA)	*0	2	*3	3	*3	5	*5	6	*7	8
	CAMPBELL Jane (GBR)	0	*0	1	*3	5	*5	7	*8	9	*10
3	PEZZUTTO Pamela (ITA)	0	*1	3	*3	3	*4	5	*7	7	7
	CAMPBELL Jane (GBR)	*0	1	*1	3	*5	6	*7	7	*9	11

NOTES

"*" denotes server. The "Greatest deficit overcome" only applies when the player ends up winning the game.

LEGEND

TW Women's Team



Detailed Team Match Results

Italy (ITA) 2 - 3 Great Britain (GBR)

Match 5: PEZZUTTO Pamela (ITA) 2-3 CAMPBELL Jane (GBR)
PODDA Clara HEAD Sara

Match Summary		Match	Game 1	Game 2	Game 3	Game 4	Game 5
PEZZUTTO Pamela / PODDA C	ITA	2	6	11	11	3	4
CAMPBELL Jane / HEAD S	GBR	3	11	7	7	11	11
	Duration	37min	6min	6min	6min	5min	6min

Team Match No : TW1-3(15) Table : 3 Umpires : MONTFORT Neil (AUS) DEMARIO Leonor (BRA)

Player Statistics	PEZZUTTO P / PODDA C (ITA)						CAMPBELL J / HEAD S (GBR)					
	Game					Match	Game					Match
	1	2	3	4	5		1	2	3	4	5	
Points won	6	11	11	3	4	35	11	7	7	11	11	47
Biggest lead	-	5	4	-	3	5	5	-	-	8	7	8
Points won on own serve	3	7	4	2	1	17	6	4	3	5	5	23
Points lost on own serve	5	3	4	6	6	24	3	4	7	1	3	18
Most consecutive points won	3	4	4	1	3	4	4	3	2	4	6	6
Greatest deficit overcome	-	-	-	-	-	-	-	-	-	-	3	3
Handedness/Grip	Right/Shakehand - Right/Shakehand						Right/Shakehand - Right/Shakehand					

Game/Match Statistics	Game					Match
	1	2	3	4	5	
Longest rally (strokes)	15	16	15	16	21	21
Average rally	7	6	7	8	11	7

Game Progress

1	PEZZUTTO P / PODDA C (ITA)	0	*-1	2	*-2	2	*-4	5	*-5	6	6
	CAMPBELL J / HEAD S (GBR)	*-0	1	*-2	4	*-6	6	*-7	9	*-10	11
2	PEZZUTTO P / PODDA C (ITA)	*-0	1	*-3	5	*-6	7	*-7	8	*-9	11
	CAMPBELL J / HEAD S (GBR)	0	*-1	1	*-1	2	*-3	5	*-6	7	7
3	PEZZUTTO P / PODDA C (ITA)	0	*-1	2	*-4	4	*-5	6	*-8	10	11
	CAMPBELL J / HEAD S (GBR)	*-0	1	*-2	2	*-4	5	*-6	6	*-6	7
4	PEZZUTTO P / PODDA C (ITA)	*-0	1	*-1	1	*-2	3	*-3	3		
	CAMPBELL J / HEAD S (GBR)	0	*-1	3	*-5	6	*-7	9	11		
5	PEZZUTTO P / PODDA C (ITA)	0	*-2	3	*-3	3	*-4	4	*-4	4	
	CAMPBELL J / HEAD S (GBR)	*-0	0	*-1	3	*-5	6	*-8	10	11	

NOTES

"*- " denotes first player of pair is server, "-*" denotes second player of pair is server. The "Greatest deficit overcome" only applies when the pair ends up winning the game.

LEGEND

TW Women's Team



Detailed Team Match Results

Republic of Korea (KOR) **0 - 3** People's Republic of China (CHN)

Team Match No : TW1-3(16) Table : 1 Umpires : ATTOOR Satheese (IND) TAMURA Nagako (JPN)

Match 1			Match	Game 1	Game 2	Game 3	Game 4	Game 5
A	JUNG Sang Sook	KOR	2	7	11	10	11	5
X	LIU Jing	CHN	3	11	6	12	8	11
Duration of Match 1			27min	4min	4min	6min	5min	6min

Match 2			Match	Game 1	Game 2	Game 3	Game 4	Game 5
B	CHOI Hyun Ja	KOR	0	4	4	9		
Y	LI Qian	CHN	3	11	11	11		
Duration of Match 2			16min	4min	4min	5min		

Match 3			Match	Game 1	Game 2	Game 3	Game 4	Game 5
A	JUNG Sang Sook	KOR	1	15	4	3	11	
Y	LI Qian	CHN	3	13	11	11	13	
Duration of Match 3			23min	11min	4min	4min	5min	

Duration of Team Match	1h15min
------------------------	---------

Player Statistics	Republic of Korea (KOR)					Team Match	People's Republic of China (CHN)					Team Match
	Match						Match					
	1	2	3	4	5		1	2	3	4	5	
Points won	44	17	33			94	48	33	48			129
Biggest lead	5	2	4			5	6	7	8			8
Points won on own serve	22	10	17			49	24	18	25			67
Points lost on own serve	24	15	23			62	22	7	16			45
Most consecutive points won	6	6	6			6	5	9	6			9
Greatest deficit overcome	1	-	3			3	2	2	3			3

Match/Team Match Statistics	Match					Team Match
	1	2	3	4	5	
Longest rally (strokes)	14	8	9			14
Average rally	5	3	4			4

NOTES
The "Greatest deficit overcome" only applies when the player/pair ends up winning the game.

LEGEND
TW Women's Team



Detailed Team Match Results

Republic of Korea (KOR) **0 - 3** People's Republic of China (CHN)

Match 1: JUNG Sang Sook (KOR) **2-3** LIU Jing (CHN)

Match Summary		Match	Game 1	Game 2	Game 3	Game 4	Game 5
JUNG Sang Sook	KOR	2	7	11	10	11	5
LIU Jing	CHN	3	11	6	12	8	11
Duration		27min	4min	4min	6min	5min	6min

Team Match No : TW1-3(16) Table : 1 Umpires : ATTOOR Satheese (IND) TAMURA Nagako (JPN)

Player Statistics	JUNG Sang Sook (KOR)						LIU Jing (CHN)					
	Game					Match	Game					Match
	1	2	3	4	5		1	2	3	4	5	
Points won	7	11	10	11	5	44	11	6	12	8	11	48
Biggest lead	1	5	1	5	2	5	4	1	4	1	6	6
Points won on own serve	3	6	5	6	2	22	6	3	6	4	5	24
Points lost on own serve	5	3	6	4	6	24	4	5	5	5	3	22
Most consecutive points won	2	6	5	4	2	6	3	3	4	4	5	5
Greatest deficit overcome	-	1	-	1	-	1	1	-	1	-	2	2
Handedness/Grip	Right/Shakehand						Left/Shakehand					

Game/Match Statistics	Game					Match
	1	2	3	4	5	
Longest rally (strokes)	10	13	14	10	8	14
Average rally	4	5	5	5	4	5

Game Progress

1	JUNG Sang Sook (KOR)	0	*1	2	*3	3	*5	6	*6	7	7			
	LIU Jing (CHN)	*0	1	*2	3	*5	5	*6	8	*9	11			
2	JUNG Sang Sook (KOR)	*0	1	*2	4	*6	7	*7	8	*10	11			
	LIU Jing (CHN)	0	*1	2	*2	2	*3	5	*6	6	6			
3	JUNG Sang Sook (KOR)	0	*1	2	*2	2	*4	6	*7	8	*9	10	*10	10
	LIU Jing (CHN)	*0	1	*2	4	*6	6	*6	7	*8	9	*10	11	12
4	JUNG Sang Sook (KOR)	*0	2	*3	5	*6	6	*7	7	*8	10	11		
	LIU Jing (CHN)	0	*0	1	*1	2	*4	5	*7	8	*8	8		
5	JUNG Sang Sook (KOR)	0	*2	2	*3	4	*4	5	*5	5				
	LIU Jing (CHN)	*0	0	*2	3	*4	6	*7	9	11				

NOTES

"*" denotes server. The "Greatest deficit overcome" only applies when the player ends up winning the game.

LEGEND

TW Women's Team



Detailed Team Match Results

Republic of Korea (KOR) **0 - 3** People's Republic of China (CHN)

Match 2: CHOI Hyun Ja (KOR) **0-3** LI Qian (CHN)

Match Summary		Match	Game 1	Game 2	Game 3	Game 4	Game 5
CHOI Hyun Ja	KOR	0	4	4	9		
LI Qian	CHN	3	11	11	11		
Duration		16min	4min	4min	5min		

Team Match No : TW1-3(16) Table : 1 Umpires : ATTOOR Satheese (IND) TAMURA Nagako (JPN)

Player Statistics	CHOI Hyun Ja (KOR)						LI Qian (CHN)					
	Game					Match	Game					Match
	1	2	3	4	5		1	2	3	4	5	
Points won	4	4	9			17	11	11	11			33
Biggest lead	2	-	2			2	7	7	4			7
Points won on own serve	2	3	5			10	6	6	6			18
Points lost on own serve	5	5	5			15	2	1	4			7
Most consecutive points won	3	1	6			6	9	4	4			9
Greatest deficit overcome	-	-	-			-	2	-	2			2
Handedness/Grip	Right/Shakehand						Left/Shakehand					

Game/Match Statistics	Game					Match
	1	2	3	4	5	
Longest rally (strokes)	6	6	8			8
Average rally	3	2	3			3

Game Progress

1	CHOI Hyun Ja (KOR)	0	*1	3	*3	3	*3	3	*4	4		
	LI Qian (CHN)	*0	1	*1	3	*5	7	*9	10	11		
2	CHOI Hyun Ja (KOR)	*0	1	*1	1	*2	3	*3	4	4		
	LI Qian (CHN)	0	*1	3	*5	6	*7	9	*10	11		
3	CHOI Hyun Ja (KOR)	0	*1	1	*2	3	*3	5	*7	9	*9	9
	LI Qian (CHN)	*0	1	*3	4	*5	7	*7	7	*7	9	11

NOTES

"*" denotes server. The "Greatest deficit overcome" only applies when the player ends up winning the game.

LEGEND

TW Women's Team



Detailed Team Match Results

Republic of Korea (KOR) **0 - 3** People's Republic of China (CHN)

Match 3: JUNG Sang Sook (KOR) **1-3** LI Qian (CHN)

Match Summary		Match	Game 1	Game 2	Game 3	Game 4	Game 5
JUNG Sang Sook	KOR	1	15	4	3	11	
LI Qian	CHN	3	13	11	11	13	
Duration		23min	11min	4min	4min	5min	

Team Match No : TW1-3(16) Table : 1 Umpires : ATTOOR Satheese (IND) TAMURA Nagako (JPN)

Player Statistics	JUNG Sang Sook (KOR)						LI Qian (CHN)					
	Game					Match	Game					Match
	1	2	3	4	5		1	2	3	4	5	
Points won	15	4	3	11		33	13	11	11	13		48
Biggest lead	4	-	1	3		4	3	7	8	2		8
Points won on own serve	5	2	2	8		17	4	5	7	9		25
Points lost on own serve	9	6	4	4		23	10	2	1	3		16
Most consecutive points won	6	2	1	3		6	4	5	6	3		6
Greatest deficit overcome	3	-	-	-		3	-	-	1	3		3
Handedness/Grip	Right/Shakehand						Left/Shakehand					

Game/Match Statistics	Game					Match
	1	2	3	4	5	
Longest rally (strokes)	9	6	6	7		9
Average rally	4	4	3	4		4

Game Progress

1	JUNG Sang Sook (KOR)	0	*1	1	*2	4	*6	7	*9	10	*10	10	*11	11	*12	12	*13	13	*14
	LI Qian (CHN)	*0	1	*3	4	*4	4	*5	5	*6	8	*10	10	*11	11	*12	12	*13	13
		15																	
		13																	
2	JUNG Sang Sook (KOR)	*0	0	*1	2	*3	3	*3	4	4									
	LI Qian (CHN)	0	*2	3	*4	5	*7	9	*10	11									
3	JUNG Sang Sook (KOR)	0	*1	2	*2	3	*3	3	3										
	LI Qian (CHN)	*0	1	*2	4	*5	7	*9	11										
4	JUNG Sang Sook (KOR)	*0	2	*3	4	*5	6	*6	8	*8	10	*10	10	*11	11	11			
	LI Qian (CHN)	0	*0	1	*2	3	*4	6	*6	8	*8	10	*11	11	*12	13			

NOTES
 "*" denotes server. The "Greatest deficit overcome" only applies when the player ends up winning the game.

LEGEND
 TW Women's Team



Player Statistics

As of FRI 7 SEP 2012

Players	NPC	Matches				Games				Match Duration	
		Played	Won	Lost	%Won	Played	Won	Lost	%Won	All	Average
ALTINTAS Nergiz	TUR	4	3	1	75%	15	9	6	60%	1h38min	25min
Right/Shakehand		Points Won				Points Lost					
C3		Total	Own Serve:	82	Most Consecutive:	9	Total	Own Serve:	52	Most Consecutive:	6
		149	Opp. Serve:	67	GDO:	3	121	Opp. Serve:	69	GLL:	4
BERTRAND Fanny	FRA	4	3	1	75%	15	11	4	73%	1h38min	25min
Right/Shakehand		Points Won				Points Lost					
C3		Total	Own Serve:	95	Most Consecutive:	10	Total	Own Serve:	41	Most Consecutive:	6
		151	Opp. Serve:	56	GDO:	3	120	Opp. Serve:	79	GLL:	3
BREATHNACH Eimear	IRL	1	0	1	0%	3	0	3	0%	14min	14min
Right/Shakehand		Points Won				Points Lost					
C2		Total	Own Serve:	7	Most Consecutive:	3	Total	Own Serve:	17	Most Consecutive:	11
		15	Opp. Serve:	8	GDO:	0	33	Opp. Serve:	16	GLL:	3
BRUNELLI Michela	ITA	6	3	3	50%	22	12	10	55%	2h11min	22min
Right/Shakehand		Points Won				Points Lost					
C3		Total	Own Serve:	109	Most Consecutive:	11	Total	Own Serve:	93	Most Consecutive:	10
		212	Opp. Serve:	103	GDO:	5	194	Opp. Serve:	101	GLL:	3
CAMPBELL Jane	GBR	5	2	3	40%	19	8	11	42%	2h5min	25min
Right/Shakehand		Points Won				Points Lost					
C3		Total	Own Serve:	89	Most Consecutive:	5	Total	Own Serve:	86	Most Consecutive:	9
		161	Opp. Serve:	72	GDO:	4	188	Opp. Serve:	102	GLL:	5
CHO Kyoung Hee	KOR	3	2	1	67%	12	7	5	58%	1h36min	32min
Right/Shakehand		Points Won				Points Lost					
C3		Total	Own Serve:	64	Most Consecutive:	6	Total	Own Serve:	56	Most Consecutive:	4
		123	Opp. Serve:	59	GDO:	4	120	Opp. Serve:	64	GLL:	5
CHOI Hyun Ja	KOR	1	0	1	0%	3	0	3	0%	16min	16min
Right/Shakehand		Points Won				Points Lost					
C3		Total	Own Serve:	10	Most Consecutive:	6	Total	Own Serve:	15	Most Consecutive:	9
		17	Opp. Serve:	7	GDO:	0	33	Opp. Serve:	18	GLL:	2
DRETAR KARIC Helena	CRO	2	1	1	50%	8	4	4	50%	58min	29min
Right/Shakehand		Points Won				Points Lost					
C3		Total	Own Serve:	47	Most Consecutive:	4	Total	Own Serve:	37	Most Consecutive:	9
		83	Opp. Serve:	36	GDO:	5	81	Opp. Serve:	44	GLL:	4
DUMAN Hatice	TUR	4	2	2	50%	16	8	8	50%	1h47min	27min
Right/Shakehand		Points Won				Points Lost					
C3		Total	Own Serve:	92	Most Consecutive:	6	Total	Own Serve:	66	Most Consecutive:	5
		158	Opp. Serve:	66	GDO:	4	158	Opp. Serve:	92	GLL:	4
FILLOU Marie-Christine	FRA	4	1	3	25%	13	4	9	31%	1h10min	18min
Right/Shakehand		Points Won				Points Lost					
C3		Total	Own Serve:	60	Most Consecutive:	9	Total	Own Serve:	49	Most Consecutive:	8
		101	Opp. Serve:	41	GDO:	2	117	Opp. Serve:	68	GLL:	4

LEGEND	GDO Greatest deficit overcome	GLL Greatest lead lost	Opp. Opponent's
---------------	--------------------------------------	-------------------------------	------------------------



Player Statistics

As of FRI 7 SEP 2012

Players	NPC	Matches				Games				Match Duration	
		Played	Won	Lost	%Won	Played	Won	Lost	%Won	All	Average
FONTAINE Pamela	USA	2	1	1	50%	6	3	3	50%	42min	21min
Right/Shakehand		Points Won				Points Lost					
C3		Total	Own Serve:	35	Most Consecutive:	5	Total	Own Serve:	23	Most Consecutive:	5
		59	Opp. Serve:	24	GDO:	4	59	Opp. Serve:	36	GLL:	2
HEAD Sara	GBR	6	2	4	33%	23	10	13	43%	2h47min	28min
Right/Shakehand		Points Won				Points Lost					
C3		Total	Own Serve:	130	Most Consecutive:	6	Total	Own Serve:	109	Most Consecutive:	6
		240	Opp. Serve:	110	GDO:	2	241	Opp. Serve:	132	GLL:	6
JUNG Sang Sook	KOR	6	4	2	67%	24	15	9	63%	2h33min	26min
Right/Shakehand		Points Won				Points Lost					
C3		Total	Own Serve:	121	Most Consecutive:	9	Total	Own Serve:	107	Most Consecutive:	6
		239	Opp. Serve:	118	GDO:	6	222	Opp. Serve:	115	GLL:	3
LI Qian	CHN	6	6	0	100%	22	18	4	82%	1h59min	20min
Left/Shakehand		Points Won				Points Lost					
C3		Total	Own Serve:	137	Most Consecutive:	10	Total	Own Serve:	56	Most Consecutive:	6
		241	Opp. Serve:	104	GDO:	3	139	Opp. Serve:	83	GLL:	4
LIU Jing	CHN	4	3	1	75%	17	10	7	59%	1h42min	26min
Left/Shakehand		Points Won				Points Lost					
C2		Total	Own Serve:	92	Most Consecutive:	5	Total	Own Serve:	68	Most Consecutive:	6
		164	Opp. Serve:	72	GDO:	3	156	Opp. Serve:	88	GLL:	3
MAENPUAK Wachirapond	THA	2	0	2	0%	7	1	6	14%	43min	22min
Right/Shakehand		Points Won				Points Lost					
C2		Total	Own Serve:	28	Most Consecutive:	5	Total	Own Serve:	37	Most Consecutive:	6
		52	Opp. Serve:	24	GDO:	1	77	Opp. Serve:	40	GLL:	4
McCARRON ROONEY R	IRL	2	0	2	0%	7	1	6	14%	42min	21min
Right/Shakehand		Points Won				Points Lost					
C2		Total	Own Serve:	19	Most Consecutive:	4	Total	Own Serve:	37	Most Consecutive:	9
		38	Opp. Serve:	19	GDO:	1	74	Opp. Serve:	37	GLL:	4
MUZINIC Andela	CRO	2	0	2	0%	8	2	6	25%	1h2min	31min
Right/Shakehand		Points Won				Points Lost					
C3		Total	Own Serve:	36	Most Consecutive:	4	Total	Own Serve:	43	Most Consecutive:	5
		71	Opp. Serve:	35	GDO:	0	85	Opp. Serve:	42	GLL:	2
PEZZUTTO Pamela	ITA	3	2	1	67%	11	6	5	55%	1h15min	25min
Right/Shakehand		Points Won				Points Lost					
C2		Total	Own Serve:	61	Most Consecutive:	9	Total	Own Serve:	45	Most Consecutive:	5
		112	Opp. Serve:	51	GDO:	5	100	Opp. Serve:	55	GLL:	2
PODDA Clara	ITA	1	0	1	0%	3	0	3	0%	12min	12min
Right/Shakehand		Points Won				Points Lost					
C2		Total	Own Serve:	7	Most Consecutive:	2	Total	Own Serve:	14	Most Consecutive:	10
		10	Opp. Serve:	3	GDO:	0	33	Opp. Serve:	19	GLL:	1

LEGEND	GDO Greatest deficit overcome	GLL Greatest lead lost	Opp. Opponent's
---------------	--------------------------------------	-------------------------------	------------------------



Table Tennis

Women's Team - Classes 1-3



Player Statistics

As of FRI 7 SEP 2012

Players	NPC	Matches				Games				Match Duration	
		Played	Won	Lost	%Won	Played	Won	Lost	%Won	All	Average
PROFITT Tara	USA	2	0	2	0%	6	0	6	0%	29min	15min
Right/Shakehand C2		Points Won				Points Lost					
		Total	Own Serve:	16	Most Consecutive:	2	Total	Own Serve:	28	Most Consecutive:	10
		20	Opp. Serve:	4	GDO:	0	66	Opp. Serve:	38	GLL:	2
WARARITDAMRONGKULP	THA	2	1	1	50%	8	5	3	63%	53min	27min
Right/Shakehand C3		Points Won				Points Lost					
		Total	Own Serve:	44	Most Consecutive:	5	Total	Own Serve:	30	Most Consecutive:	9
		74	Opp. Serve:	30	GDO:	3	73	Opp. Serve:	43	GLL:	2

NOTES
The "Greatest deficit overcome" only applies when the player ends up winning the game and "Greatest lead lost" only when losing.

LEGEND
GDO Greatest deficit overcome **GLL** Greatest lead lost **Opp.** Opponent's



Tournament Statistics

As of FRI 7 SEP 2012

Statistics	First Round	Quarterfinals	Semifinals	Finals	Total
Team Matches					
Total	2	4	2	2	10
Match Margin: 3:0		1 25%	2 100%	1 50%	4 40%
3:1	2 100%	2 50%			4 40%
3:2		1 25%		1 50%	2 20%
Invalid Results Mark					
Duration: Total	3h17min	8h4min	2h34min	4h0min	17h55min
Longest	1h50min	2h35min	1h29min	2h45min	2h45min
Shortest	1h27min	1h6min	1h5min	1h15min	1h5min
Average	1h39min	2h1min	1h17min	2h0min	1h48min
Matches					
Total	8	16	6	8	38
Game Margin: 3:0	6 75%	5 31%	2 33%	2 25%	15 39%
3:1	1 13%	9 56%	4 67%	4 50%	18 47%
3:2	1 13%	2 13%		2 25%	5 13%
Invalid Results Mark					
Duration: Total	2h47min	6h43min	2h17min	3h27min	15h14min
Longest	35min	35min	35min	37min	37min
Shortest	13min	13min	12min	16min	12min
Average	21min	25min	23min	26min	24min
Games					
Total	27	61	22	32	142
Point Margin 11					
10	1 4%		1 5%		2 1%
9	1 4%	2 3%	1 5%		4 3%
8	3 11%	2 3%	2 9%	3 9%	10 7%
7	1 4%	7 11%		4 13%	12 8%
6	4 15%	3 5%	3 14%	1 3%	11 8%
5	1 4%	7 11%	2 9%	2 6%	12 8%
4	5 19%	6 10%	3 14%	7 22%	21 15%
3	3 11%	11 18%	2 9%	4 13%	20 14%
2	8 30%	23 38%	8 36%	11 34%	50 35%
Invalid Results Mark					
Duration: Total	2h18min	5h22min	1h53min	2h55min	12h28min
Longest	8min	8min	11min	11min	11min
Shortest	3min	3min	3min	4min	3min
Average	5min	5min	5min	5min	5min
Points					
Total	480	1131	403	614	2628
per game	17.78	18.54	18.32	19.19	18.51
Most consecutive won	10	11	10	9	11
Greatest deficit overcome	4	5	6	5	6
Longest rally	25	35	22	28	35
Average rally	4	5	5	5	5

NOTES

The "Greatest deficit overcome" only applies when the player/pair ends up winning the game.



Table Tennis

Women's Team - Classes 4-5



Entry List by Event

As of FRI 24 AUG 2012


NPC	Name	Date of Birth
BRA - Brazil	OLIVEIRA Joyce	24 JUN 1990
	PASSOS Maria	9 JUN 1951
CHN - People's Republic of China	GU Gai	16 MAY 1989
	ZHANG Bian	29 AUG 1986
	ZHANG Miao	8 JUL 1991
	ZHOU Ying	23 DEC 1988
ITA - Italy	NARDELLI Maria	9 MAY 1954
	ZORZETTO Valeria	21 APR 1969
JOR - Jordan	ABUAWAD Khetam	8 OCT 1974
	AL-AZZAM Fatmeh	28 DEC 1976
	BARGOUTHI Maha	23 FEB 1962
KOR - Republic of Korea	JUNG Ji Nam	20 JAN 1964
	JUNG Young-A	20 JUL 1979
	MOON Sung Hye	30 NOV 1978
SLO - Slovenia	DOLINAR Andreja	10 NOV 1967
	PINTAR Mateja	16 JUL 1985
SRB - Serbia	MATIC Nada	10 JUN 1984
	PERIC-RANKOVIC Borislava	16 JUN 1972
SWE - Sweden	AHLQUIST Anna-Carin	5 JUN 1972
	LUNDBACK Ingela	11 MAY 1975
TPE - Chinese Taipei	HSIAO Shu-Chin	5 MAY 1960
	WEI Mei-Hui	18 AUG 1963

NOTES

All changes are available in INFO



Draw





Detailed Team Match Results

Chinese Taipei (TPE) 2 - 3 Italy (ITA)

Team Match No : TW4-5(1) Table : 5 Umpires : MAY Peter (GBR) GOULDEN David (GBR)

Match 1			Match	Game 1	Game 2	Game 3	Game 4	Game 5
A	WEI Mei-Hui	TPE	3	11	11	12		
X	NARDELLI Maria	ITA	0	3	4	10		
Duration of Match 1			16min	3min	4min	6min		

Match 2			Match	Game 1	Game 2	Game 3	Game 4	Game 5
B	HSIAO Shu-Chin	TPE	1	8	9	11	5	
Y	ZORZETTO Valeria	ITA	3	11	11	5	11	
Duration of Match 2			22min	5min	5min	4min	4min	

Match 3			Match	Game 1	Game 2	Game 3	Game 4	Game 5
A	WEI Mei-Hui	TPE	2	3	11	9	11	8
Y	ZORZETTO Valeria	ITA	3	11	7	11	7	11
Duration of Match 3			34min	4min	5min	5min	6min	6min

Match 4			Match	Game 1	Game 2	Game 3	Game 4	Game 5
B	HSIAO Shu-Chin	TPE	3	11	11	11		
X	NARDELLI Maria	ITA	0	1	6	9		
Duration of Match 4			15min	2min	5min	4min		

Match 5			Match	Game 1	Game 2	Game 3	Game 4	Game 5
	WEI MH / HSIAO SC	TPE	1	11	4	7	10	
	NARDELLI M / ZORZETTO V	ITA	3	7	11	11	12	
Duration of Match 5			32min	5min	5min	6min	8min	

Duration of Team Match	2h19min
------------------------	---------

Player Statistics	Chinese Taipei (TPE)						Italy (ITA)					
	Match					Team Match	Match					Team Match
	1	2	3	4	5		1	2	3	4	5	
Points won	34	33	42	33	32	174	17	38	47	16	41	159
Biggest lead	8	7	5	10	4	10	4	6	8	3	7	8
Points won on own serve	21	20	26	13	17	97	12	22	29	5	20	88
Points lost on own serve	5	16	18	11	21	71	13	13	16	20	15	77
Most consecutive points won	6	5	4	8	4	8	4	6	6	3	5	6
Greatest deficit overcome	4	-	4	3	2	4	-	2	1	-	2	2

Match/Team Match Statistics	Match					Team Match
	1	2	3	4	5	
Longest rally (strokes)	11	14	13	15	18	18
Average rally	4	5	6	5	6	5

NOTES
The "Greatest deficit overcome" only applies when the player/pair ends up winning the game.

LEGEND
TW Women's Team



Detailed Team Match Results

Chinese Taipei (TPE) **2 - 3** Italy (ITA)

Match 1: WEI Mei-Hui (TPE) **3-0** NARDELLI Maria (ITA)

Match Summary		Match	Game 1	Game 2	Game 3	Game 4	Game 5
WEI Mei-Hui	TPE	3	11	11	12		
NARDELLI Maria	ITA	0	3	4	10		
Duration		16min	3min	4min	6min		

Team Match No : TW4-5(1) Table : 5 Umpires : MAY Peter (GBR) GOULDEN David (GBR)

Player Statistics	WEI Mei-Hui (TPE)						NARDELLI Maria (ITA)					
	Game					Match	Game					Match
	1	2	3	4	5		1	2	3	4	5	
Points won	11	11	12			34	3	4	10			17
Biggest lead	8	8	2			8	-	-	4			4
Points won on own serve	8	6	7			21	3	3	6			12
Points lost on own serve	0	1	4			5	3	5	5			13
Most consecutive points won	4	6	4			6	1	2	4			4
Greatest deficit overcome	-	-	4			4	-	-	-			-
Handedness/Grip	Right/Penholder						Right/Shakehand					

Game/Match Statistics	Game					Match
	1	2	3	4	5	
Longest rally (strokes)	8	11	7			11
Average rally	4	4	4			4

Game Progress

1	WEI Mei-Hui (TPE)	*0	2	*3	5	*6	8	*9	11					
	NARDELLI Maria (ITA)	0	*0	1	*1	2	*2	3	3					
2	WEI Mei-Hui (TPE)	0	*2	4	*6	7	*8	10	*10	11				
	NARDELLI Maria (ITA)	*0	0	*0	0	*1	2	*2	4	4				
3	WEI Mei-Hui (TPE)	*0	1	*2	3	*3	3	*5	7	*7	9	*10	11	12
	NARDELLI Maria (ITA)	0	*1	2	*3	5	*7	7	*7	9	*9	10	*10	10

NOTES
 "*" denotes server. The "Greatest deficit overcome" only applies when the player ends up winning the game.

LEGEND
 TW Women's Team



Detailed Team Match Results

Chinese Taipei (TPE) **2 - 3** Italy (ITA)

Match 2: HSHIAO Shu-Chin (TPE) **1-3** ZORZETTO Valeria (ITA)

Match Summary		Match	Game 1	Game 2	Game 3	Game 4	Game 5
HSHIAO Shu-Chin	TPE	1	8	9	11	5	
ZORZETTO Valeria	ITA	3	11	11	5	11	
Duration		22min	5min	5min	4min	4min	

Team Match No : TW4-5(1) Table : 5 Umpires : MAY Peter (GBR) GOULDEN David (GBR)

Player Statistics	HSHIAO Shu-Chin (TPE)						ZORZETTO Valeria (ITA)					
	Game					Match	Game					Match
	1	2	3	4	5		1	2	3	4	5	
Points won	8	9	11	5		33	11	11	5	11		38
Biggest lead	2	-	7	1		7	3	5	-	6		6
Points won on own serve	6	5	6	3		20	7	6	3	6		22
Points lost on own serve	4	5	2	5		16	2	4	5	2		13
Most consecutive points won	3	5	4	3		5	5	5	2	6		6
Greatest deficit overcome	-	-	-	-		-	2	-	-	1		2
Handedness/Grip	Right/Penholder						Left/Shakehand					

Game/Match Statistics	Game					Match
	1	2	3	4	5	
Longest rally (strokes)	8	11	10	14		14
Average rally	4	5	5	5		5

Game Progress

1	HSHIAO Shu-Chin (TPE)	*0	1	*2	3	*3	5	*6	8	*8	8	8
	ZORZETTO Valeria (ITA)	0	*1	2	*3	5	*5	6	*6	8	*10	11
2	HSHIAO Shu-Chin (TPE)	0	*0	2	*2	2	*3	5	*7	7	*8	9
	ZORZETTO Valeria (ITA)	*0	2	*2	4	*6	7	*7	7	*9	10	11
3	HSHIAO Shu-Chin (TPE)	*0	2	*3	5	*6	7	*9	10	11		
	ZORZETTO Valeria (ITA)	0	*0	1	*1	2	*3	3	*4	5		
4	HSHIAO Shu-Chin (TPE)	0	*0	2	*3	4	*5	5	*5	5		
	ZORZETTO Valeria (ITA)	*0	2	*2	3	*4	5	*7	9	11		

NOTES
 "*" denotes server. The "Greatest deficit overcome" only applies when the player ends up winning the game.

LEGEND
 TW Women's Team



Detailed Team Match Results

Chinese Taipei (TPE) **2 - 3** Italy (ITA)

Match 3: WEI Mei-Hui (TPE) **2-3** ZORZETTO Valeria (ITA)

Match Summary		Match	Game 1	Game 2	Game 3	Game 4	Game 5
WEI Mei-Hui	TPE	2	3	11	9	11	8
ZORZETTO Valeria	ITA	3	11	7	11	7	11
Duration		34min	4min	5min	5min	6min	6min

Team Match No : TW4-5(1) Table : 5 Umpires : MAY Peter (GBR) GOULDEN David (GBR)

Player Statistics	WEI Mei-Hui (TPE)						ZORZETTO Valeria (ITA)					
	Game					Match	Game					Match
	1	2	3	4	5		1	2	3	4	5	
Points won	3	11	9	11	8	42	11	7	11	7	11	47
Biggest lead	-	4	1	5	-	5	8	4	3	1	4	8
Points won on own serve	1	6	6	6	7	26	4	5	7	5	8	29
Points lost on own serve	7	2	4	2	3	18	2	5	3	5	1	16
Most consecutive points won	2	4	3	4	3	4	6	4	3	2	3	6
Greatest deficit overcome	-	4	-	1	-	4	-	-	1	-	-	1
Handedness/Grip	Right/Penholder						Left/Shakehand					

Game/Match Statistics	Game					Match
	1	2	3	4	5	
Longest rally (strokes)	10	13	13	10	12	13
Average rally	6	6	6	6	5	6

Game Progress

1	WEI Mei-Hui (TPE)	*0	0	*1	2	*3	3	*3	3
	ZORZETTO Valeria (ITA)	0	*2	3	*4	5	*7	9	11
2	WEI Mei-Hui (TPE)	0	*0	0	*2	4	*5	7	*8
	ZORZETTO Valeria (ITA)	*0	2	*4	4	*4	5	*5	6
3	WEI Mei-Hui (TPE)	*0	1	*2	3	*3	4	*5	7
	ZORZETTO Valeria (ITA)	0	*1	2	*3	5	*6	7	*7
4	WEI Mei-Hui (TPE)	0	*1	2	*3	5	*6	8	*9
	ZORZETTO Valeria (ITA)	*0	1	*2	3	*3	4	*4	5
5	WEI Mei-Hui (TPE)	*0	1	*1	2	*2	4	*5	7
	ZORZETTO Valeria (ITA)	0	*1	3	*4	6	*6	7	*7

NOTES

"*" denotes server. The "Greatest deficit overcome" only applies when the player ends up winning the game.

LEGEND

TW Women's Team



Detailed Team Match Results

Chinese Taipei (TPE) **2 - 3** Italy (ITA)

Match 4: **HSIAO Shu-Chin (TPE)** **3-0** **NARDELLI Maria (ITA)**

Match Summary		Match	Game 1	Game 2	Game 3	Game 4	Game 5
HSIAO Shu-Chin	TPE	3	11	11	11		
NARDELLI Maria	ITA	0	1	6	9		
Duration		15min	2min	5min	4min		

Team Match No : TW4-5(1) Table : 5 Umpires : MAY Peter (GBR) GOULDEN David (GBR)

Player Statistics	HSIAO Shu-Chin (TPE)						NARDELLI Maria (ITA)					
	Game					Match	Game					Match
	1	2	3	4	5		1	2	3	4	5	
Points won	11	11	11			33	1	6	9			16
Biggest lead	10	7	2			10	-	-	3			3
Points won on own serve	5	3	5			13	0	1	4			5
Points lost on own serve	1	5	5			11	6	8	6			20
Most consecutive points won	8	4	4			8	1	3	3			3
Greatest deficit overcome	-	-	3			3	-	-	-			-
Handedness/Grip	Right/Penholder						Right/Shakehand					

Game/Match Statistics	Game					Match
	1	2	3	4	5	
Longest rally (strokes)	10	15	12			15
Average rally	5	5	5			5

Game Progress

1	HSIAO Shu-Chin (TPE)	*0	2	*4	6	*8	9	11				
	NARDELLI Maria (ITA)	0	*0	0	*0	0	*1	1				
2	HSIAO Shu-Chin (TPE)	0	*2	3	*5	6	*8	9	*10	11		
	NARDELLI Maria (ITA)	*0	0	*1	1	*2	2	*3	4	*6		
3	HSIAO Shu-Chin (TPE)	*0	1	*2	2	*3	5	*6	6	*8	10	11
	NARDELLI Maria (ITA)	0	*1	2	*4	5	*5	6	*8	8	*8	9

NOTES
 "*" denotes server. The "Greatest deficit overcome" only applies when the player ends up winning the game.

LEGEND
 TW Women's Team



Detailed Team Match Results

Chinese Taipei (TPE) **2 - 3** Italy (ITA)

Match 5: WEI Mei-Hui (TPE) **1-3** NARDELLI Maria (ITA)
HSIAO Shu-Chin ZORZETTO Valeria

Match Summary		Match	Game 1	Game 2	Game 3	Game 4	Game 5
WEI Mei-Hui / HSIAO SC	TPE	1	11	4	7	10	
NARDELLI Maria / ZORZETTO V	ITA	3	7	11	11	12	
Duration		32min	5min	5min	6min	8min	

Team Match No : TW4-5(1) Table : 5 Umpires : MAY Peter (GBR) GOULDEN David (GBR)

Player Statistics	WEI MH / HSIAO SC (TPE)						NARDELLI M / ZORZETTO V (ITA)					
	Game					Match	Game					Match
	1	2	3	4	5		1	2	3	4	5	
Points won	11	4	7	10		32	7	11	11	12		41
Biggest lead	4	-	-	2		4	2	7	7	3		7
Points won on own serve	4	4	4	5		17	1	8	5	6		20
Points lost on own serve	6	3	6	6		21	7	0	3	5		15
Most consecutive points won	4	2	4	4		4	3	3	5	3		5
Greatest deficit overcome	2	-	-	-		2	-	-	-	2		2
Handedness/Grip	Right/Penholder - Right/Penholder						Right/Shakehand - Left/Shakehand					

Game/Match Statistics	Game					Match
	1	2	3	4	5	
Longest rally (strokes)	15	15	17	18		18
Average rally	5	7	6	7		6

Game Progress

1	WEI MH / HSIAO SC (TPE)	*-0	0	*-2	3	*-5	6	*-7	7	*-9	11			
	NARDELLI M / ZORZETTO V (ITA)	0	*-2	2	*-3	3	*-4	5	*-7	7	7			
2	WEI MH / HSIAO SC (TPE)	0	*-0	1	*-1	3	*-3	4	*-4	4				
	NARDELLI M / ZORZETTO V (ITA)	*-0	2	*-3	5	*-5	7	*-8	10	11				
3	WEI MH / HSIAO SC (TPE)	*-0	1	*-1	2	*-3	3	*-3	4	*-6	7			
	NARDELLI M / ZORZETTO V (ITA)	0	*-1	3	*-4	5	*-7	9	*-10	10	11			
4	WEI MH / HSIAO SC (TPE)	0	*-0	1	*-2	3	*-4	6	*-8	8	*-9	10	*-10	10
	NARDELLI M / ZORZETTO V (ITA)	*-0	2	*-3	4	*-5	6	*-6	6	*-8	9	*-10	11	12

NOTES

"*- " denotes first player of pair is server, "-*" denotes second player of pair is server. The "Greatest deficit overcome" only applies when the pair ends up winning the game.

LEGEND

TW Women's Team



Detailed Team Match Results

People's Republic of China (CHN) 3 - 0 Italy (ITA)

Team Match No : TW4-5(9) Table : 1 Umpires : KRMEJ Milana (SLO) COCHRANE David (GBR)

Match 1			Match	Game 1	Game 2	Game 3	Game 4	Game 5
A	ZHANG Bian	CHN	3	11	11	11		
X	NARDELLI Maria	ITA	0	8	7	8		
Duration of Match 1			16min	4min	4min	6min		

Match 2			Match	Game 1	Game 2	Game 3	Game 4	Game 5
B	GU Gai	CHN	3	12	11	11		
Y	ZORZETTO Valeria	ITA	0	10	8	3		
Duration of Match 2			18min	7min	5min	4min		

Match 3			Match	Game 1	Game 2	Game 3	Game 4	Game 5
A	ZHANG Bian	CHN	3	11	11	11		
Y	ZORZETTO Valeria	ITA	0	5	3	5		
Duration of Match 3			12min	4min	3min	4min		

Duration of Team Match	54min
------------------------	-------

Player Statistics	People's Republic of China (CHN)					Italy (ITA)						
	Match				Team Match	Match				Team Match		
	1	2	3	4		5	1	2	3		4	5
Points won	33	34	33			100	23	21	13			57
Biggest lead	4	9	8			9	4	5	2			5
Points won on own serve	13	20	17			50	8	14	6			28
Points lost on own serve	15	7	7			29	20	14	16			50
Most consecutive points won	6	10	6			10	4	5	3			5
Greatest deficit overcome	4	5	2			5	-	-	-			-

Match/Team Match Statistics	Match					Team Match
	1	2	3	4	5	
Longest rally (strokes)	13	12	8			13
Average rally	4	4	4			4

NOTES
The "Greatest deficit overcome" only applies when the player/pair ends up winning the game.

LEGEND
TW Women's Team



Detailed Team Match Results

People's Republic of China (CHN) 3 - 0 Italy (ITA)

Match 1: ZHANG Bian (CHN) 3-0 NARDELLI Maria (ITA)

Match Summary		Match	Game 1	Game 2	Game 3	Game 4	Game 5
ZHANG Bian	CHN	3	11	11	11		
NARDELLI Maria	ITA	0	8	7	8		
	Duration	16min	4min	4min	6min		

Team Match No : TW4-5(9) Table : 1 Umpires : KRME LJ Milana (SLO) COCHRANE David (GBR)

Player Statistics	ZHANG Bian (CHN)						NARDELLI Maria (ITA)					
	Game					Match	Game					Match
	1	2	3	4	5		1	2	3	4	5	
Points won	11	11	11			33	8	7	8			23
Biggest lead	3	4	3			4	1	2	4			4
Points won on own serve	5	4	4			13	4	1	3			8
Points lost on own serve	4	6	5			15	6	7	7			20
Most consecutive points won	4	5	6			6	3	2	4			4
Greatest deficit overcome	1	2	4			4	-	-	-			-
Handedness/Grip	Right/Shakehand						Right/Shakehand					

Game/Match Statistics	Game					Match
	1	2	3	4	5	
Longest rally (strokes)	12	13	9			13
Average rally	4	5	4			4

Game Progress

1	ZHANG Bian (CHN)	0	*2	3	*4	5	*6	7	*7	8	*10	11
	NARDELLI Maria (ITA)	*0	0	*1	2	*3	4	*5	7	*8	8	8
2	ZHANG Bian (CHN)	*0	0	*2	4	*5	6	*8	8	*10	11	
	NARDELLI Maria (ITA)	0	*2	2	*2	3	*4	4	*6	6	7	
3	ZHANG Bian (CHN)	0	*0	0	*2	4	*6	6	*7	8	*10	11
	NARDELLI Maria (ITA)	*0	2	*4	4	*4	4	*6	7	*8	8	8

NOTES

"*" denotes server. The "Greatest deficit overcome" only applies when the player ends up winning the game.

LEGEND

TW Women's Team



Detailed Team Match Results

People's Republic of China (CHN) 3 - 0 Italy (ITA)

Match 2: GU Gai (CHN) 3-0 ZORZETTO Valeria (ITA)

Match Summary		Match	Game 1	Game 2	Game 3	Game 4	Game 5
GU Gai	CHN	3	12	11	11		
ZORZETTO Valeria	ITA	0	10	8	3		
	Duration	18min	7min	5min	4min		

Team Match No : TW4-5(9) Table : 1 Umpires : KRMEJ Milana (SLO) COCHRANE David (GBR)

Player Statistics	GU Gai (CHN)						ZORZETTO Valeria (ITA)					
	Game					Match	Game					Match
	1	2	3	4	5		1	2	3	4	5	
Points won	12	11	11			34	10	8	3			21
Biggest lead	2	4	9			9	5	-	1			5
Points won on own serve	7	8	5			20	6	6	2			14
Points lost on own serve	4	2	1			7	5	3	6			14
Most consecutive points won	7	4	10			10	5	3	2			5
Greatest deficit overcome	5	-	1			5	-	-	-			-
Handedness/Grip	Right/Penholder						Left/Shakehand					

Game/Match Statistics	Game					Match
	1	2	3	4	5	
Longest rally (strokes)	12	11	8			12
Average rally	5	4	3			4

Game Progress

1	GU Gai (CHN)	0	*0	2	*2	2	*3	5	*7	9	*10	10	*11	12
	ZORZETTO Valeria (ITA)	*0	2	*2	4	*6	7	*7	7	*7	8	*10	10	10
2	GU Gai (CHN)	*0	1	*3	5	*5	7	*7	9	*9	10	11		
	ZORZETTO Valeria (ITA)	0	*1	1	*1	3	*3	5	*5	7	*8	8		
3	GU Gai (CHN)	0	*1	3	*5	7	*9	10	11					
	ZORZETTO Valeria (ITA)	*0	1	*1	1	*1	1	*2	3					

NOTES

"*" denotes server. The "Greatest deficit overcome" only applies when the player ends up winning the game.

LEGEND

TW Women's Team



Detailed Team Match Results

People's Republic of China (CHN) 3 - 0 Italy (ITA)

Match 3: ZHANG Bian (CHN) 3-0 ZORZETTO Valeria (ITA)

Match Summary		Match	Game 1	Game 2	Game 3	Game 4	Game 5
ZHANG Bian	CHN	3	11	11	11		
ZORZETTO Valeria	ITA	0	5	3	5		
Duration		12min	4min	3min	4min		

Team Match No : TW4-5(9) Table : 1 Umpires : KRMEJ Milana (SLO) COCHRANE David (GBR)

Player Statistics	ZHANG Bian (CHN)						ZORZETTO Valeria (ITA)					
	Game					Match	Game					Match
	1	2	3	4	5		1	2	3	4	5	
Points won	11	11	11			33	5	3	5			13
Biggest lead	7	8	6			8	-	2	-			2
Points won on own serve	5	6	6			17	2	1	3			6
Points lost on own serve	3	2	2			7	6	5	5			16
Most consecutive points won	6	6	5			6	3	2	2			3
Greatest deficit overcome	-	2	-			2	-	-	-			-
Handedness/Grip	Right/Shakehand						Left/Shakehand					

Game/Match Statistics	Game					Match
	1	2	3	4	5	
Longest rally (strokes)	8	7	6			8
Average rally	4	4	3			4

Game Progress

1	ZHANG Bian (CHN)	0	*2	4	*6	6	*8	9	*9	11
	ZORZETTO Valeria (ITA)	*0	0	*0	0	*2	2	*3	5	5
2	ZHANG Bian (CHN)	*0	0	*2	4	*5	7	*9	11	
	ZORZETTO Valeria (ITA)	0	*2	2	*2	3	*3	3	3	
3	ZHANG Bian (CHN)	0	*2	3	*5	7	*7	9	*10	11
	ZORZETTO Valeria (ITA)	*0	0	*1	1	*1	3	*3	4	5

NOTES

"*" denotes server. The "Greatest deficit overcome" only applies when the player ends up winning the game.

LEGEND

TW Women's Team



Detailed Team Match Results

Brazil (BRA) 0 - 3 Serbia (SRB)

Team Match No : TW4-5(10) Table : 3 Umpires : HIGGINS Peter (GBR) ZHANG Yingqiu (CHN)

Match 1			Match	Game 1	Game 2	Game 3	Game 4	Game 5
A	OLIVEIRA Joyce	BRA	0	6	9	8		
X	MATIC Nada	SRB	3	11	11	11		
Duration of Match 1			16min	4min	5min	4min		

Match 2			Match	Game 1	Game 2	Game 3	Game 4	Game 5
B	PASSOS Maria	BRA	0	5	4	4		
Y	PERIC-RANKOVIC Borislava	SRB	3	11	11	11		
Duration of Match 2			13min	4min	4min	3min		

Match 3			Match	Game 1	Game 2	Game 3	Game 4	Game 5
A	OLIVEIRA Joyce	BRA	0	14	4	3		
Y	PERIC-RANKOVIC Borislava	SRB	3	16	11	11		
Duration of Match 3			15min	7min	3min	3min		

Duration of Team Match	53min
------------------------	-------

Player Statistics	Brazil (BRA)					Team Match	Serbia (SRB)					Team Match
	Match						Match					
	1	2	3	4	5		1	2	3	4	5	
Points won	23	13	21			57	33	33	38			104
Biggest lead	3	-	3			3	5	8	8			8
Points won on own serve	11	7	13			31	15	17	22			54
Points lost on own serve	18	16	16			50	12	6	8			26
Most consecutive points won	5	2	5			5	5	6	7			7
Greatest deficit overcome	-	-	-			-	3	-	3			3

Match/Team Match Statistics	Match					Team Match
	1	2	3	4	5	
Longest rally (strokes)	11	10	10			11
Average rally	4	4	4			4

NOTES
The "Greatest deficit overcome" only applies when the player/pair ends up winning the game.

LEGEND
TW Women's Team



Detailed Team Match Results

Brazil (BRA) **0 - 3** Serbia (SRB)

Match 1: OLIVEIRA Joyce (BRA) **0-3** MATIC Nada (SRB)

Match Summary		Match	Game 1	Game 2	Game 3	Game 4	Game 5
OLIVEIRA Joyce	BRA	0	6	9	8		
MATIC Nada	SRB	3	11	11	11		
Duration		16min	4min	5min	4min		

Team Match No : TW4-5(10) Table : 3 Umpires : HIGGINS Peter (GBR) ZHANG Yingqiu (CHN)

Player Statistics	OLIVEIRA Joyce (BRA)						MATIC Nada (SRB)					
	Game					Match	Game					Match
	1	2	3	4	5		1	2	3	4	5	
Points won	6	9	8			23	11	11	11			33
Biggest lead	-	3	3			3	5	2	4			5
Points won on own serve	2	4	5			11	4	5	6			15
Points lost on own serve	7	6	5			18	4	5	3			12
Most consecutive points won	2	5	3			5	3	5	5			5
Greatest deficit overcome	-	-	-			-	-	3	3			3
Handedness/Grip	Right/Shakehand						Right/Shakehand					

Game/Match Statistics	Game					Match
	1	2	3	4	5	
Longest rally (strokes)	5	11	8			11
Average rally	3	5	3			4

Game Progress

1	OLIVEIRA Joyce (BRA)	*0	0	*1	1	*2	3	*4	5	*6	6	
	MATIC Nada (SRB)	0	*2	3	*5	6	*7	8	*9	10	11	
2	OLIVEIRA Joyce (BRA)	0	*2	3	*3	3	*5	7	*8	9	*9	9
	MATIC Nada (SRB)	*0	0	*1	3	*5	5	*5	6	*7	9	11
3	OLIVEIRA Joyce (BRA)	*0	2	*3	4	*4	5	*5	5	*7	8	8
	MATIC Nada (SRB)	0	*0	1	*2	4	*5	7	*9	9	*10	11

NOTES

"*" denotes server. The "Greatest deficit overcome" only applies when the player ends up winning the game.

LEGEND

TW Women's Team



Detailed Team Match Results

Brazil (BRA) 0 - 3 Serbia (SRB)

Match 2: PASSOS Maria (BRA) 0-3 PERIC-RANKOVIC Borislava (SRB)

Match Summary		Match	Game 1	Game 2	Game 3	Game 4	Game 5
PASSOS Maria	BRA	0	5	4	4		
PERIC-RANKOVIC Borislava	SRB	3	11	11	11		
Duration		13min	4min	4min	3min		

Team Match No : TW4-5(10) Table : 3 Umpires : HIGGINS Peter (GBR) ZHANG Yingqiu (CHN)

Player Statistics	PASSOS Maria (BRA)						PERIC-RANKOVIC Borislava (SRB)					
	Game					Match	Game					Match
	1	2	3	4	5		1	2	3	4	5	
Points won	5	4	4			13	11	11	11			33
Biggest lead	-	-	-			-	6	8	8			8
Points won on own serve	3	2	2			7	6	6	5			17
Points lost on own serve	5	5	6			16	2	2	2			6
Most consecutive points won	1	2	2			2	5	6	5			6
Greatest deficit overcome	-	-	-			-	-	-	-			-
Handedness/Grip	Right/Shakehand						Right/Shakehand					

Game/Match Statistics	Game					Match
	1	2	3	4	5	
Longest rally (strokes)	6	10	8			10
Average rally	4	4	4			4

Game Progress

1	PASSOS Maria (BRA)	*0	1	*1	1	*2	3	*3	4	5
	PERIC-RANKOVIC Borislava (SRB)	0	*1	3	*5	6	*7	9	*10	11
2	PASSOS Maria (BRA)	0	*0	0	*0	2	*2	2	*4	4
	PERIC-RANKOVIC Borislava (SRB)	*0	2	*4	6	*6	8	*10	10	11
3	PASSOS Maria (BRA)	*0	0	*0	1	*1	1	*3	4	4
	PERIC-RANKOVIC Borislava (SRB)	0	*2	4	*5	7	*9	9	*10	11

NOTES

"*" denotes server. The "Greatest deficit overcome" only applies when the player ends up winning the game.

LEGEND

TW Women's Team



Detailed Team Match Results

Brazil (BRA) **0 - 3** Serbia (SRB)

Match 3: OLIVEIRA Joyce (BRA) **0-3** PERIC-RANKOVIC Borislava (SRB)

Match Summary		Match	Game 1	Game 2	Game 3	Game 4	Game 5
OLIVEIRA Joyce	BRA	0	14	4	3		
PERIC-RANKOVIC Borislava	SRB	3	16	11	11		
Duration		15min	7min	3min	3min		

Team Match No : TW4-5(10) Table : 3 Umpires : HIGGINS Peter (GBR) ZHANG Yingqiu (CHN)

Player Statistics	OLIVEIRA Joyce (BRA)						PERIC-RANKOVIC Borislava (SRB)					
	Game					Match	Game					Match
	1	2	3	4	5		1	2	3	4	5	
Points won	14	4	3			21	16	11	11			38
Biggest lead	3	-	2			3	2	7	8			8
Points won on own serve	9	3	1			13	10	6	6			22
Points lost on own serve	6	5	5			16	5	1	2			8
Most consecutive points won	5	2	2			5	4	5	7			7
Greatest deficit overcome	-	-	-			-	3	-	2			3
Handedness/Grip	Right/Shakehand						Right/Shakehand					

Game/Match Statistics	Game					Match
	1	2	3	4	5	
Longest rally (strokes)	10	9	7			10
Average rally	4	4	3			4

Game Progress

1	OLIVEIRA Joyce (BRA)	0	*0	2	*2	4	*6	7	*8	9	*9	10	*11	11	*11	12	*13	13	*13
	PERIC-RANKOVIC Borislava (SRB)	*0	2	*2	4	*4	4	*5	6	*7	9	*10	10	*11	12	*12	12	*13	14
		14	*14	14															
		*14	15	16															
2	OLIVEIRA Joyce (BRA)	*0	0	*0	1	*2	3	*3	4	4									
	PERIC-RANKOVIC Borislava (SRB)	0	*2	4	*5	6	*7	9	*10	11									
3	OLIVEIRA Joyce (BRA)	0	*2	2	*2	3	*3	3	3	3									
	PERIC-RANKOVIC Borislava (SRB)	*0	0	*2	4	*5	7	*9	11										

NOTES
 "*" denotes server. The "Greatest deficit overcome" only applies when the player ends up winning the game.

LEGEND
 TW Women's Team



Detailed Team Match Results

Republic of Korea (KOR) 3 - 0 Slovenia (SLO)

Team Match No : TW4-5(11) Table : 5 Umpires : KARSHTEDT Yelena (USA) SUTCLIFFE Russell (GBR)

Match 1			Match	Game 1	Game 2	Game 3	Game 4	Game 5
A	MOON Sung Hye	KOR	3	11	11	11		
X	PINTAR Mateja	SLO	0	6	4	5		
Duration of Match 1			16min	5min	4min	5min		

Match 2			Match	Game 1	Game 2	Game 3	Game 4	Game 5
B	JUNG Young-A	KOR	3	11	11	11		
Y	DOLINAR Andreja	SLO	0	8	2	4		
Duration of Match 2			15min	5min	4min	4min		

Match 3			Match	Game 1	Game 2	Game 3	Game 4	Game 5
A	MOON Sung Hye	KOR	3	11	11	11		
Y	DOLINAR Andreja	SLO	0	6	6	7		
Duration of Match 3			23min	5min	5min	5min		

Duration of Team Match	58min
------------------------	-------

Player Statistics	Republic of Korea (KOR)					Slovenia (SLO)						
	Match				Team Match	Match				Team Match		
	1	2	3	4	5	1	2	3	4	5		
Points won	33	33	33			99	15	14	19			48
Biggest lead	8	9	6			9	1	-	2			2
Points won on own serve	18	17	18			53	9	7	12			28
Points lost on own serve	6	7	7			20	15	16	15			46
Most consecutive points won	6	5	6			6	2	3	2			3
Greatest deficit overcome	1	-	2			2	-	-	-			-

Match/Team Match Statistics	Match					Team Match
	1	2	3	4	5	
Longest rally (strokes)	31	10	46			46
Average rally	8	4	6			6

NOTES
The "Greatest deficit overcome" only applies when the player/pair ends up winning the game.

LEGEND
TW Women's Team



Detailed Team Match Results

Republic of Korea (KOR) **3 - 0** Slovenia (SLO)

Match 1: MOON Sung Hye (KOR) **3-0** PINTAR Mateja (SLO)

Match Summary		Match	Game 1	Game 2	Game 3	Game 4	Game 5
MOON Sung Hye	KOR	3	11	11	11		
PINTAR Mateja	SLO	0	6	4	5		
	Duration	16min	5min	4min	5min		

Team Match No : TW4-5(11) Table : 5 Umpires : KARSHTEDT Yelena (USA) SUTCLIFFE Russell (GBR)

Player Statistics	MOON Sung Hye (KOR)						PINTAR Mateja (SLO)					
	Game					Match	Game					Match
	1	2	3	4	5		1	2	3	4	5	
Points won	11	11	11			33	6	4	5			15
Biggest lead	5	8	7			8	1	-	-			1
Points won on own serve	6	6	6			18	3	3	3			9
Points lost on own serve	3	1	2			6	5	5	5			15
Most consecutive points won	6	6	4			6	2	2	2			2
Greatest deficit overcome	1	-	-			1	-	-	-			-
Handedness/Grip	Right/Shakehand						Left/Shakehand					

Game/Match Statistics	Game					Match
	1	2	3	4	5	
Longest rally (strokes)	31	19	19			31
Average rally	8	7	10			8

Game Progress

1	MOON Sung Hye (KOR)	*0	1	*2	3	*5	7	*8	9	*10	11
	PINTAR Mateja (SLO)	0	*1	2	*3	3	*3	4	*5	6	6
2	MOON Sung Hye (KOR)	0	*2	4	*6	7	*8	10	*10	11	
	PINTAR Mateja (SLO)	*0	0	*0	0	*1	2	*2	4	4	
3	MOON Sung Hye (KOR)	*0	2	*4	5	*6	8	*9	10	11	
	PINTAR Mateja (SLO)	0	*0	0	*1	2	*2	3	*4	5	

NOTES

"*" denotes server. The "Greatest deficit overcome" only applies when the player ends up winning the game.

LEGEND

TW Women's Team



Detailed Team Match Results

Republic of Korea (KOR) 3 - 0 Slovenia (SLO)

Match 2: JUNG Young-A (KOR) 3-0 DOLINAR Andreja (SLO)

Match Summary		Match	Game 1	Game 2	Game 3	Game 4	Game 5
JUNG Young-A	KOR	3	11	11	11		
DOLINAR Andreja	SLO	0	8	2	4		
	Duration	15min	5min	4min	4min		

Team Match No : TW4-5(11) Table : 5 Umpires : KARSHTEDT Yelena (USA) SUTCLIFFE Russell (GBR)

Player Statistics	JUNG Young-A (KOR)						DOLINAR Andreja (SLO)					
	Game					Match	Game					Match
	1	2	3	4	5		1	2	3	4	5	
Points won	11	11	11			33	8	2	4			14
Biggest lead	6	9	7			9	-	-	-			-
Points won on own serve	5	5	7			17	3	1	3			7
Points lost on own serve	5	1	1			7	6	6	4			16
Most consecutive points won	5	5	4			5	3	1	1			3
Greatest deficit overcome	-	-	-			-	-	-	-			-
Handedness/Grip	Left/Shakehand						Right/Shakehand					

Game/Match Statistics	Game					Match
	1	2	3	4	5	
Longest rally (strokes)	10	7	5			10
Average rally	4	4	3			4

Game Progress

1	JUNG Young-A (KOR)	*0	2	*2	4	*6	7	*9	9	*10	10	11
	DOLINAR Andreja (SLO)	0	*0	2	*2	2	*3	3	*5	6	*8	8
2	JUNG Young-A (KOR)	0	*1	3	*5	6	*8	10	11			
	DOLINAR Andreja (SLO)	*0	1	*1	1	*2	2	*2	2			
3	JUNG Young-A (KOR)	*0	2	*3	5	*6	8	*9	10	11		
	DOLINAR Andreja (SLO)	0	*0	1	*1	2	*2	3	*4	4		

NOTES

"*" denotes server. The "Greatest deficit overcome" only applies when the player ends up winning the game.

LEGEND

TW Women's Team



Detailed Team Match Results

Republic of Korea (KOR) 3 - 0 Slovenia (SLO)

Match 3: MOON Sung Hye (KOR) 3-0 DOLINAR Andreja (SLO)

Match Summary		Match	Game 1	Game 2	Game 3	Game 4	Game 5
MOON Sung Hye	KOR	3	11	11	11		
DOLINAR Andreja	SLO	0	6	6	7		
	Duration	23min	5min	5min	5min		

Team Match No : TW4-5(11) Table : 5 Umpires : KARSHTEDT Yelena (USA) SUTCLIFFE Russell (GBR)

Player Statistics	MOON Sung Hye (KOR)						DOLINAR Andreja (SLO)					
	Game					Match	Game					Match
	1	2	3	4	5		1	2	3	4	5	
Points won	11	11	11			33	6	6	7			19
Biggest lead	5	6	4			6	1	1	2			2
Points won on own serve	5	7	6			18	3	4	5			12
Points lost on own serve	3	2	2			7	6	4	5			15
Most consecutive points won	6	5	5			6	2	2	2			2
Greatest deficit overcome	1	1	2			2	-	-	-			-
Handedness/Grip	Right/Shakehand						Right/Shakehand					

Game/Match Statistics	Game					Match
	1	2	3	4	5	
Longest rally (strokes)	17	26	46			46
Average rally	6	7	6			6

Game Progress

1	MOON Sung Hye (KOR)	0	*1	2	*3	4	*5	6	*8	10	11
	DOLINAR Andreja (SLO)	*0	1	*2	3	*4	5	*6	6	*6	6
2	MOON Sung Hye (KOR)	*0	1	*2	4	*5	6	*8	10	*10	11
	DOLINAR Andreja (SLO)	0	*1	2	*2	3	*4	4	*4	6	6
3	MOON Sung Hye (KOR)	0	*0	2	*3	4	*5	6	*8	10	11
	DOLINAR Andreja (SLO)	*0	2	*2	3	*4	5	*6	6	*6	7

NOTES

"*" denotes server. The "Greatest deficit overcome" only applies when the player ends up winning the game.

LEGEND

TW Women's Team



Detailed Team Match Results

Jordan (JOR) **0 - 3** Sweden (SWE)

Team Match No : TW4-5(12) Table : 7 Umpires : ATTOOR Satheese (IND) ROBERTS Averil (NZL)

Match 1			Match	Game 1	Game 2	Game 3	Game 4	Game 5
A	ABUAWAD Khetam	JOR	2	7	11	1	11	5
X	LUNDBACK Ingela	SWE	3	11	5	11	9	11
Duration of Match 1			31min	5min	4min	5min	6min	6min

Match 2			Match	Game 1	Game 2	Game 3	Game 4	Game 5
B	AL-AZZAM Fatmeh	JOR	0	14	7	5		
Y	AHLQUIST Anna-Carin	SWE	3	16	11	11		
Duration of Match 2			24min	10min	6min	5min		

Match 3			Match	Game 1	Game 2	Game 3	Game 4	Game 5
A	ABUAWAD Khetam	JOR	2	9	11	11	5	9
Y	AHLQUIST Anna-Carin	SWE	3	11	8	4	11	11
Duration of Match 3			35min	6min	6min	5min	5min	8min

Duration of Team Match	1h42min
------------------------	---------

Player Statistics	Jordan (JOR)					Team Match	Sweden (SWE)					Team Match
	Match						Match					
	1	2	3	4	5		1	2	3	4	5	
Points won	35	26	45			106	47	38	45			130
Biggest lead	6	3	7			7	10	6	7			10
Points won on own serve	20	13	27			60	25	22	27			74
Points lost on own serve	22	16	18			56	15	13	18			46
Most consecutive points won	4	5	6			6	10	4	7			10
Greatest deficit overcome	2	-	2			2	1	3	1			3

Match/Team Match Statistics	Match					Team Match
	1	2	3	4	5	
Longest rally (strokes)	14	20	22			22
Average rally	5	5	6			5

NOTES
The "Greatest deficit overcome" only applies when the player/pair ends up winning the game.

LEGEND
TW Women's Team



Detailed Team Match Results

Jordan (JOR) **0 - 3** Sweden (SWE)

Match 1: ABUAWAD Khetam (JOR) **2-3** LUNDBACK Ingela (SWE)

Match Summary		Match	Game 1	Game 2	Game 3	Game 4	Game 5
ABUAWAD Khetam	JOR	2	7	11	1	11	5
LUNDBACK Ingela	SWE	3	11	5	11	9	11
Duration		31min	5min	4min	5min	6min	6min

Team Match No : TW4-5(12) Table : 7 Umpires : ATTOOR Satheese (IND) ROBERTS Averil (NZL)

Player Statistics	ABUAWAD Khetam (JOR)						LUNDBACK Ingela (SWE)					
	Game					Match	Game					Match
	1	2	3	4	5		1	2	3	4	5	
Points won	7	11	1	11	5	35	11	5	11	9	11	47
Biggest lead	-	6	-	2	1	6	5	-	10	2	6	10
Points won on own serve	5	5	1	6	3	20	6	2	6	5	6	25
Points lost on own serve	5	3	5	4	5	22	2	6	0	5	2	15
Most consecutive points won	3	4	1	3	2	4	4	3	10	2	6	10
Greatest deficit overcome	-	-	-	2	-	2	-	-	-	-	1	1
Handedness/Grip	Right/Shakehand						Left/Shakehand					

Game/Match Statistics	Game					Match
	1	2	3	4	5	
Longest rally (strokes)	8	11	14	11	9	14
Average rally	4	6	6	4	5	5

Game Progress

1	ABUAWAD Khetam (JOR)	*0	0	*0	1	*2	3	*4	6	*6	7	
	LUNDBACK Ingela (SWE)	0	*2	4	*5	6	*7	8	*8	10	11	
2	ABUAWAD Khetam (JOR)	0	*1	3	*5	6	*7	7	*9	11		
	LUNDBACK Ingela (SWE)	*0	1	*1	1	*2	3	*5	5	5		
3	ABUAWAD Khetam (JOR)	*0	1	*1	1	*1	1	1				
	LUNDBACK Ingela (SWE)	0	*1	3	*5	7	*9	11				
4	ABUAWAD Khetam (JOR)	0	*0	1	*3	3	*5	6	*7	9	*9	11
	LUNDBACK Ingela (SWE)	*0	2	*3	3	*5	5	*6	7	*7	9	9
5	ABUAWAD Khetam (JOR)	*0	1	*1	1	*2	3	*4	5	5		
	LUNDBACK Ingela (SWE)	0	*1	3	*5	6	*7	8	*9	11		

NOTES

"*" denotes server. The "Greatest deficit overcome" only applies when the player ends up winning the game.

LEGEND

TW Women's Team



Detailed Team Match Results

Jordan (JOR) **0 - 3** Sweden (SWE)

Match 2: AL-AZZAM Fatmeh (JOR) **0-3** AHLQUIST Anna-Carin (SWE)

Match Summary		Match	Game 1	Game 2	Game 3	Game 4	Game 5
AL-AZZAM Fatmeh	JOR	0	14	7	5		
AHLQUIST Anna-Carin	SWE	3	16	11	11		
Duration		24min	10min	6min	5min		

Team Match No : TW4-5(12) Table : 7 Umpires : ATTOOR Satheese (IND) ROBERTS Averil (NZL)

Player Statistics	AL-AZZAM Fatmeh (JOR)						AHLQUIST Anna-Carin (SWE)					
	Game					Match	Game					Match
	1	2	3	4	5		1	2	3	4	5	
Points won	14	7	5			26	16	11	11			38
Biggest lead	3	-	1			3	3	5	6			6
Points won on own serve	6	3	4			13	7	8	7			22
Points lost on own serve	9	3	4			16	8	4	1			13
Most consecutive points won	5	2	1			5	4	3	3			4
Greatest deficit overcome	-	-	-			-	3	-	1			3
Handedness/Grip	Right/Shakehand						Right/Shakehand					

Game/Match Statistics	Game					Match
	1	2	3	4	5	
Longest rally (strokes)	9	9	20			20
Average rally	4	5	6			5

Game Progress

1	AL-AZZAM Fatmeh (JOR)	*0	0	*2	4	*5	5	*6	6	*7	8	*10	11	*11	12	*12	12	*13	14
	AHLQUIST Anna-Carin (SWE)	0	*2	2	*2	3	*5	6	*8	9	*10	10	*10	11	*11	12	*13	13	*13
		*14	14	14															
		14	*15	16															
2	AL-AZZAM Fatmeh (JOR)	0	*1	2	2	3	*3	4	*5	6	7								
	AHLQUIST Anna-Carin (SWE)	*0	1	*2	*4	*5	7	*8	9	*10	11								
3	AL-AZZAM Fatmeh (JOR)	*0	1	*2	3	*3	4	*4	5	5									
	AHLQUIST Anna-Carin (SWE)	0	*1	2	*3	5	*6	8	*9	11									

NOTES
 "*" denotes server. The "Greatest deficit overcome" only applies when the player ends up winning the game.

LEGEND
 TW Women's Team



Detailed Team Match Results

Jordan (JOR) **0 - 3** Sweden (SWE)

Match 3: ABUAWAD Khetam (JOR) **2-3** AHLQUIST Anna-Carin (SWE)

Match Summary		Match	Game 1	Game 2	Game 3	Game 4	Game 5
ABUAWAD Khetam	JOR	2	9	11	11	5	9
AHLQUIST Anna-Carin	SWE	3	11	8	4	11	11
Duration		35min	6min	6min	5min	5min	8min

Team Match No : TW4-5(12) Table : 7 Umpires : ATTOOR Satheese (IND) ROBERTS Averil (NZL)

Player Statistics	ABUAWAD Khetam (JOR)						AHLQUIST Anna-Carin (SWE)					
	Game					Match	Game					Match
	1	2	3	4	5		1	2	3	4	5	
Points won	9	11	11	5	9	45	11	8	4	11	11	45
Biggest lead	1	4	7	1	1	7	4	2	-	7	3	7
Points won on own serve	6	8	6	2	5	27	7	7	2	5	6	27
Points lost on own serve	4	1	2	6	5	18	3	3	5	3	4	18
Most consecutive points won	3	6	4	2	2	6	4	2	1	7	3	7
Greatest deficit overcome	-	2	-	-	-	2	1	-	-	1	1	1
Handedness/Grip	Right/Shakehand						Right/Shakehand					

Game/Match Statistics	Game					Match
	1	2	3	4	5	
Longest rally (strokes)	11	18	14	14	22	22
Average rally	5	5	7	6	8	6

Game Progress

1	ABUAWAD Khetam (JOR)	*0	1	*2	3	*4	4	*4	6	*6	8	9
	AHLQUIST Anna-Carin (SWE)	0	*1	2	*3	4	*6	8	*8	10	*10	11
2	ABUAWAD Khetam (JOR)	0	*1	2	*2	4	*6	8	*8	10	*10	11
	AHLQUIST Anna-Carin (SWE)	*0	1	*2	4	*4	4	*4	6	*6	8	8
3	ABUAWAD Khetam (JOR)	*0	2	*4	5	*6	8	*9	10	11		
	AHLQUIST Anna-Carin (SWE)	0	*0	0	*1	2	*2	3	*4	4		
4	ABUAWAD Khetam (JOR)	0	*1	1	*1	1	*2	3	*4	5		
	AHLQUIST Anna-Carin (SWE)	*0	1	*3	5	*7	8	*9	10	11		
5	ABUAWAD Khetam (JOR)	*0	1	*1	2	*3	4	*5	6	*7	8	9
	AHLQUIST Anna-Carin (SWE)	0	*1	3	*4	5	*6	7	*8	9	*10	11

NOTES

"*" denotes server. The "Greatest deficit overcome" only applies when the player ends up winning the game.

LEGEND

TW Women's Team



Detailed Team Match Results

People's Republic of China (CHN) 3 - 0 Serbia (SRB)

Team Match No : TW4-5(13) Table : 1 Umpires : BALGHAITH Alawi (QAT) SZILY Marta (HUN)

Match 1			Match	Game 1	Game 2	Game 3	Game 4	Game 5
A	ZHANG Bian	CHN	3	12	11	11		
X	MATIC Nada	SRB	0	10	6	7		
Duration of Match 1			19min	4min	5min	5min		

Match 2			Match	Game 1	Game 2	Game 3	Game 4	Game 5
B	ZHOU Ying	CHN	3	11	11	11		
Y	PERIC-RANKOVIC Borislava	SRB	0	8	9	4		
Duration of Match 2			19min	5min	5min	5min		

Match 3			Match	Game 1	Game 2	Game 3	Game 4	Game 5
A	ZHANG Bian	CHN	3	11	11	12	11	
Y	PERIC-RANKOVIC Borislava	SRB	1	7	7	14	3	
Duration of Match 3			24min	4min	5min	8min	4min	

Duration of Team Match	1h14min
------------------------	---------

Player Statistics	People's Republic of China (CHN)					Serbia (SRB)						
	Match				Team Match	Match				Team Match		
	1	2	3	4		5	1	2	3		4	5
Points won	34	33	45			112	23	21	31			75
Biggest lead	5	8	8			8	1	5	2			5
Points won on own serve	19	21	22			62	14	16	16			46
Points lost on own serve	9	5	15			29	15	12	23			50
Most consecutive points won	4	7	7			7	4	5	4			5
Greatest deficit overcome	1	5	2			5	-	-	4			4

Match/Team Match Statistics	Match					Team Match
	1	2	3	4	5	
Longest rally (strokes)	20	14	22			22
Average rally	5	6	6			6

NOTES
The "Greatest deficit overcome" only applies when the player/pair ends up winning the game.

LEGEND
TW Women's Team



Detailed Team Match Results

People's Republic of China (CHN) 3 - 0 Serbia (SRB)

Match 1: ZHANG Bian (CHN) 3-0 MATIC Nada (SRB)

Match Summary		Match	Game 1	Game 2	Game 3	Game 4	Game 5
ZHANG Bian	CHN	3	12	11	11		
MATIC Nada	SRB	0	10	6	7		
Duration		19min	4min	5min	5min		

Team Match No : TW4-5(13) Table : 1 Umpires : BALGHAITH Alawi (QAT) SZILY Marta (HUN)

Player Statistics	ZHANG Bian (CHN)						MATIC Nada (SRB)					
	Game					Match	Game					Match
	1	2	3	4	5		1	2	3	4	5	
Points won	12	11	11			34	10	6	7			23
Biggest lead	3	5	4			5	1	-	1			1
Points won on own serve	7	6	6			19	6	3	5			14
Points lost on own serve	4	3	2			9	5	5	5			15
Most consecutive points won	3	3	4			4	4	2	2			4
Greatest deficit overcome	1	-	1			1	-	-	-			-
Handedness/Grip	Right/Shakehand						Right/Shakehand					

Game/Match Statistics	Game					Match
	1	2	3	4	5	
Longest rally (strokes)	14	20	10			20
Average rally	6	6	4			5

Game Progress

1	ZHANG Bian (CHN)	0	*1	2	*3	5	*6	7	*8	9	*9	10	*11	12
	MATIC Nada (SRB)	*0	1	*2	3	*3	4	*5	6	*7	9	*10	10	10
2	ZHANG Bian (CHN)	*0	1	*3	3	*4	6	*7	9	*10	11			
	MATIC Nada (SRB)	0	*1	1	*3	4	*4	5	*5	6	6			
3	ZHANG Bian (CHN)	0	*1	2	*3	5	*6	7	*8	10	11			
	MATIC Nada (SRB)	*0	1	*2	3	*3	4	*5	6	*6	7			

NOTES

"*" denotes server. The "Greatest deficit overcome" only applies when the player ends up winning the game.

LEGEND

TW Women's Team



Detailed Team Match Results

People's Republic of China (CHN) 3 - 0 Serbia (SRB)

Match 2: ZHOU Ying (CHN) 3-0 PERIC-RANKOVIC Borislava (SRB)

Match Summary		Match	Game 1	Game 2	Game 3	Game 4	Game 5
ZHOU Ying	CHN	3	11	11	11		
PERIC-RANKOVIC Borislava	SRB	0	8	9	4		
Duration		19min	5min	5min	5min		

Team Match No : TW4-5(13) Table : 1 Umpires : BALGHAITH Alawi (QAT) SZILY Marta (HUN)

Player Statistics	ZHOU Ying (CHN)						PERIC-RANKOVIC Borislava (SRB)					
	Game					Match	Game					Match
	1	2	3	4	5		1	2	3	4	5	
Points won	11	11	11			33	8	9	4			21
Biggest lead	5	2	8			8	2	5	-			5
Points won on own serve	8	6	7			21	7	5	4			16
Points lost on own serve	1	4	0			5	3	5	4			12
Most consecutive points won	6	7	6			7	3	5	2			5
Greatest deficit overcome	2	5	-			5	-	-	-			-
Handedness/Grip	Right/Shakehand						Right/Shakehand					

Game/Match Statistics	Game					Match
	1	2	3	4	5	
Longest rally (strokes)	13	14	12			14
Average rally	5	7	6			6

Game Progress

1	ZHOU Ying (CHN)	0	*0	2	*4	6	*6	8	*9	10	*10	11
	PERIC-RANKOVIC Borislava (SRB)	*0	2	*2	2	*2	4	*4	5	*6	8	8
2	ZHOU Ying (CHN)	*0	1	*2	2	*2	4	*4	5	*7	9	11
	PERIC-RANKOVIC Borislava (SRB)	0	*1	2	*4	6	*6	8	*9	9	*9	9
3	ZHOU Ying (CHN)	0	*1	3	*4	6	*8	10	*10	11		
	PERIC-RANKOVIC Borislava (SRB)	*0	1	*1	2	*2	2	*2	4			4

NOTES

"*" denotes server. The "Greatest deficit overcome" only applies when the player ends up winning the game.

LEGEND

TW Women's Team



Detailed Team Match Results

People's Republic of China (CHN) 3 - 0 Serbia (SRB)

Match 3: ZHANG Bian (CHN) 3-1 PERIC-RANKOVIC Borislava (SRB)

Match Summary		Match	Game 1	Game 2	Game 3	Game 4	Game 5
ZHANG Bian	CHN	3	11	11	12	11	
PERIC-RANKOVIC Borislava	SRB	1	7	7	14	3	
Duration		24min	4min	5min	8min	4min	

Team Match No : TW4-5(13) Table : 1 Umpires : BALGHAITH Alawi (QAT) SZILY Marta (HUN)

Player Statistics	ZHANG Bian (CHN)						PERIC-RANKOVIC Borislava (SRB)					
	Game					Match	Game					Match
	1	2	3	4	5		1	2	3	4	5	
Points won	11	11	12	11		45	7	7	14	3		31
Biggest lead	7	5	4	8		8	-	2	2	-		2
Points won on own serve	7	3	8	4		22	4	2	9	1		16
Points lost on own serve	3	5	5	2		15	4	8	4	7		23
Most consecutive points won	7	3	3	6		7	2	3	4	1		4
Greatest deficit overcome	-	2	-	-		2	-	-	4	-		4
Handedness/Grip	Right/Shakehand						Right/Shakehand					

Game/Match Statistics	Game					Match
	1	2	3	4	5	
Longest rally (strokes)	14	22	21	18		22
Average rally	4	6	6	6		6

Game Progress

1	ZHANG Bian (CHN)	*0	2	*4	6	*7	8	*8	9	*10	11							
	PERIC-RANKOVIC Borislava (SRB)	0	*0	0	*0	1	*2	4	*5	6	7							
2	ZHANG Bian (CHN)	0	*1	1	*3	4	*6	7	*9	10	11							
	PERIC-RANKOVIC Borislava (SRB)	*0	1	*3	3	*4	4	*5	5	*6	7							
3	ZHANG Bian (CHN)	*0	2	*3	5	*5	6	*6	8	*9	9	*10	10	*11	12	*12	12	12
	PERIC-RANKOVIC Borislava (SRB)	0	*0	1	*1	3	*4	6	*6	7	*9	10	*11	11	*11	12	*13	14
4	ZHANG Bian (CHN)	0	*1	2	*4	6	*8	9	11									
	PERIC-RANKOVIC Borislava (SRB)	*0	1	*2	2	*2	2	*3	3									

NOTES

"*" denotes server. The "Greatest deficit overcome" only applies when the player ends up winning the game.

LEGEND

TW Women's Team



Detailed Team Match Results

Sweden (SWE) 3 - 1 Republic of Korea (KOR)

Team Match No : TW4-5(14) Table : 3 Umpires : ZHANG Yingqiu (CHN) EIKMANS Angelo (NED)

Match 1			Match	Game 1	Game 2	Game 3	Game 4	Game 5
A	AHLQUIST Anna-Carin	SWE	3	11	5	11	11	
X	JUNG Young-A	KOR	1	9	11	9	6	
Duration of Match 1			26min	5min	5min	6min	5min	

Match 2			Match	Game 1	Game 2	Game 3	Game 4	Game 5
B	LUNDBACK Ingela	SWE	0	6	9	9		
Y	MOON Sung Hye	KOR	3	11	11	11		
Duration of Match 2			20min	5min	5min	5min		

Match 3			Match	Game 1	Game 2	Game 3	Game 4	Game 5
A	AHLQUIST Anna-Carin	SWE	3	12	7	9	11	11
Y	MOON Sung Hye	KOR	2	10	11	11	7	6
Duration of Match 3			40min	8min	6min	7min	6min	6min

Match 4			Match	Game 1	Game 2	Game 3	Game 4	Game 5
B	LUNDBACK Ingela	SWE	3	8	11	11	11	
X	JUNG Young-A	KOR	1	11	8	7	4	
Duration of Match 4			22min	5min	5min	4min	5min	

Duration of Team Match	2h3min
------------------------	--------

Player Statistics	Sweden (SWE)					Team Match	Republic of Korea (KOR)					Team Match
	Match						Match					
	1	2	3	4	5		1	2	3	4	5	
Points won	38	24	50	41		153	35	33	45	30		143
Biggest lead	5	1	5	7		7	6	6	4	6		6
Points won on own serve	18	14	25	21		78	17	19	24	15		75
Points lost on own serve	18	14	21	15		68	20	10	25	20		75
Most consecutive points won	5	5	5	4		5	4	5	6	4		6
Greatest deficit overcome	3	-	3	2		3	-	1	3	-		3

Match/Team Match Statistics	Match					Team Match
	1	2	3	4	5	
Longest rally (strokes)	13	26	24	11		26
Average rally	4	6	8	4		6

NOTES
The "Greatest deficit overcome" only applies when the player/pair ends up winning the game.

LEGEND
TW Women's Team



Detailed Team Match Results

Sweden (SWE) 3 - 1 Republic of Korea (KOR)

Match 1: AHLQUIST Anna-Carin (SWE) 3-1 JUNG Young-A (KOR)

Match Summary		Match	Game 1	Game 2	Game 3	Game 4	Game 5
AHLQUIST Anna-Carin	SWE	3	11	5	11	11	
JUNG Young-A	KOR	1	9	11	9	6	
	Duration	26min	5min	5min	6min	5min	

Team Match No : TW4-5(14) Table : 3 Umpires : ZHANG Yingqiu (CHN) EIKMANS Angelo (NED)

Player Statistics	AHLQUIST Anna-Carin (SWE)						JUNG Young-A (KOR)					
	Game					Match	Game					Match
	1	2	3	4	5		1	2	3	4	5	
Points won	11	5	11	11		38	9	11	9	6		35
Biggest lead	2	-	2	5		5	3	6	3	-		6
Points won on own serve	6	2	7	3		18	5	5	6	1		17
Points lost on own serve	4	6	3	5		18	5	3	4	8		20
Most consecutive points won	4	2	5	4		5	2	4	2	2		4
Greatest deficit overcome	3	-	3	-		3	-	-	-	-		-
Handedness/Grip	Right/Shakehand						Left/Shakehand					

Game/Match Statistics	Game					Match
	1	2	3	4	5	
Longest rally (strokes)	7	13	10	11		13
Average rally	4	4	4	5		4

Game Progress

1	AHLQUIST Anna-Carin (SWE)	*0	0	*1	2	*3	5	*6	7	*8	10	11
	JUNG Young-A (KOR)	0	*2	3	*4	5	*5	6	*7	8	*8	9
2	AHLQUIST Anna-Carin (SWE)	0	*0	1	*1	2	*3	3	*5	5		
	JUNG Young-A (KOR)	*0	2	*3	5	*6	7	*9	9	11		
3	AHLQUIST Anna-Carin (SWE)	*0	0	*1	3	*3	5	*5	6	*7	9	11
	JUNG Young-A (KOR)	0	*2	3	*3	5	*5	7	*8	9	*9	9
4	AHLQUIST Anna-Carin (SWE)	0	*2	3	*5	6	*7	7	*9	10	11	
	JUNG Young-A (KOR)	*0	0	*1	1	*2	3	*5	5	*6	6	

NOTES

"*" denotes server. The "Greatest deficit overcome" only applies when the player ends up winning the game.

LEGEND

TW Women's Team



Detailed Team Match Results

Sweden (SWE) 3 - 1 Republic of Korea (KOR)

Match 2: LUNDBACK Ingela (SWE) 0-3 MOON Sung Hye (KOR)

Match Summary		Match	Game 1	Game 2	Game 3	Game 4	Game 5
LUNDBACK Ingela	SWE	0	6	9	9		
MOON Sung Hye	KOR	3	11	11	11		
	Duration	20min	5min	5min	5min		

Team Match No : TW4-5(14) Table : 3 Umpires : ZHANG Yingqiu (CHN) EIKMANS Angelo (NED)

Player Statistics	LUNDBACK Ingela (SWE)						MOON Sung Hye (KOR)					
	Game					Match	Game					Match
	1	2	3	4	5		1	2	3	4	5	
Points won	6	9	9			24	11	11	11			33
Biggest lead	1	-	1			1	5	6	2			6
Points won on own serve	2	5	7			14	5	6	8			19
Points lost on own serve	6	5	3			14	4	4	2			10
Most consecutive points won	2	5	3			5	4	5	3			5
Greatest deficit overcome	-	-	-			-	1	-	1			1
Handedness/Grip	Left/Shakehand						Right/Shakehand					

Game/Match Statistics	Game					Match
	1	2	3	4	5	
Longest rally (strokes)	26	14	24			26
Average rally	7	5	6			6

Game Progress

1	LUNDBACK Ingela (SWE)	0	*1	1	*3	3	*4	5	*5	6	6	
	MOON Sung Hye (KOR)	*0	1	*3	3	*5	6	*7	9	*10	11	
2	LUNDBACK Ingela (SWE)	*0	0	*0	1	*2	3	*3	5	*7	8	9
	MOON Sung Hye (KOR)	0	*2	4	*5	6	*7	9	*9	9	*10	11
3	LUNDBACK Ingela (SWE)	0	*0	2	*3	4	*5	6	*6	8	*8	9
	MOON Sung Hye (KOR)	*0	2	*2	3	*4	5	*6	8	*8	10	11

NOTES

"*" denotes server. The "Greatest deficit overcome" only applies when the player ends up winning the game.

LEGEND

TW Women's Team



Detailed Team Match Results

Sweden (SWE) 3 - 1 Republic of Korea (KOR)

Match 3: AHLQUIST Anna-Carin (SWE) 3-2 MOON Sung Hye (KOR)

Match Summary		Match	Game 1	Game 2	Game 3	Game 4	Game 5
AHLQUIST Anna-Carin	SWE	3	12	7	9	11	11
MOON Sung Hye	KOR	2	10	11	11	7	6
	Duration	40min	8min	6min	7min	6min	6min

Team Match No : TW4-5(14) Table : 3 Umpires : ZHANG Yingqiu (CHN) EIKMANS Angelo (NED)

Player Statistics	AHLQUIST Anna-Carin (SWE)						MOON Sung Hye (KOR)					
	Game					Match	Game					Match
	1	2	3	4	5		1	2	3	4	5	
Points won	12	7	9	11	11	50	10	11	11	7	6	45
Biggest lead	2	1	3	4	5	5	2	4	3	-	3	4
Points won on own serve	6	3	6	4	6	25	5	6	7	3	3	24
Points lost on own serve	5	5	4	4	3	21	6	4	3	7	5	25
Most consecutive points won	3	3	3	2	5	5	4	3	6	3	2	6
Greatest deficit overcome	2	-	-	-	3	3	-	1	3	-	-	3
Handedness/Grip	Right/Shakehand						Right/Shakehand					

Game/Match Statistics	Game					Match
	1	2	3	4	5	
Longest rally (strokes)	16	24	18	21	24	24
Average rally	6	9	8	9	8	8

Game Progress

1	AHLQUIST Anna-Carin (SWE)	*0	1	*2	3	*5	6	*7	7	*7	9	*10	11	12
	MOON Sung Hye (KOR)	0	*1	2	*3	3	*4	5	*7	9	*9	10	*10	10
2	AHLQUIST Anna-Carin (SWE)	0	*0	2	*3	4	*5	5	*6	6	7			
	MOON Sung Hye (KOR)	*0	2	*2	3	*4	5	*7	8	*10	11			
3	AHLQUIST Anna-Carin (SWE)	*0	2	*3	3	*3	4	*5	6	*7	9		9	
	MOON Sung Hye (KOR)	0	*0	1	*3	5	*6	7	*8	9	*9		11	
4	AHLQUIST Anna-Carin (SWE)	0	*1	3	*4	5	*7	7	*8	9	11			
	MOON Sung Hye (KOR)	*0	1	*1	2	*3	3	*5	6	*7	7			
5	AHLQUIST Anna-Carin (SWE)	*0	1	*1	2	*3	5	*7	8	*10	11			
	MOON Sung Hye (KOR)	0	*1	3	*4	5	*5	5	*6	6	6			

NOTES

"*" denotes server. The "Greatest deficit overcome" only applies when the player ends up winning the game.

LEGEND

TW Women's Team



Detailed Team Match Results

Sweden (SWE) 3 - 1 Republic of Korea (KOR)

Match 4: LUNDBACK Ingela (SWE) 3-1 JUNG Young-A (KOR)

Match Summary		Match	Game 1	Game 2	Game 3	Game 4	Game 5
LUNDBACK Ingela	SWE	3	8	11	11	11	
JUNG Young-A	KOR	1	11	8	7	4	
	Duration	22min	5min	5min	4min	5min	

Team Match No : TW4-5(14) Table : 3 Umpires : ZHANG Yingqiu (CHN) EIKMANS Angelo (NED)

Player Statistics	LUNDBACK Ingela (SWE)						JUNG Young-A (KOR)					
	Game					Match	Game					Match
	1	2	3	4	5		1	2	3	4	5	
Points won	8	11	11	11		41	11	8	7	4		30
Biggest lead	-	3	4	7		7	6	2	2	-		6
Points won on own serve	6	5	5	5		21	7	4	2	2		15
Points lost on own serve	4	4	5	2		15	2	6	6	6		20
Most consecutive points won	4	4	3	4		4	4	3	2	2		4
Greatest deficit overcome	-	2	2	-		2	-	-	-	-		-
Handedness/Grip	Left/Shakehand						Left/Shakehand					

Game/Match Statistics	Game					Match
	1	2	3	4	5	
Longest rally (strokes)	8	9	10	11		11
Average rally	4	4	4	4		4

Game Progress

1	LUNDBACK Ingela (SWE)	*0	1	*1	2	*2	3	*3	4	*6	8	8
	JUNG Young-A (KOR)	0	*1	3	*4	6	*7	9	*10	10	*10	11
2	LUNDBACK Ingela (SWE)	0	*0	2	*4	4	*5	7	*8	8	*10	11
	JUNG Young-A (KOR)	*0	2	*2	2	*4	5	*5	6	*8	8	8
3	LUNDBACK Ingela (SWE)	*0	0	*2	3	*4	5	*7	8	*9	11	
	JUNG Young-A (KOR)	0	*2	2	*3	4	*5	5	*6	7	7	
4	LUNDBACK Ingela (SWE)	0	*2	4	*4	6	*8	8	*10	11		
	JUNG Young-A (KOR)	*0	0	*0	2	*2	2	*4	4	4		4

NOTES

"*" denotes server. The "Greatest deficit overcome" only applies when the player ends up winning the game.

LEGEND

TW Women's Team



Detailed Team Match Results

Republic of Korea (KOR) 3 - 1 Serbia (SRB)

Team Match No : TW4-5(15) Table : 3 Umpires : WILLIAMSON Robert (GBR) ROBERTS Averil (NZL)

Match 1			Match	Game 1	Game 2	Game 3	Game 4	Game 5
A	MOON Sung Hye	KOR	3	11	11	11	11	
X	MATIC Nada	SRB	1	4	13	2	5	
Duration of Match 1			25min	4min	7min	4min	5min	

Match 2			Match	Game 1	Game 2	Game 3	Game 4	Game 5
B	JUNG Young-A	KOR	3	4	11	11	11	
Y	PERIC-RANKOVIC Borislava	SRB	1	11	6	4	9	
Duration of Match 2			22min	4min	5min	4min	6min	

Match 3			Match	Game 1	Game 2	Game 3	Game 4	Game 5
A	MOON Sung Hye	KOR	1	9	11	6	10	
Y	PERIC-RANKOVIC Borislava	SRB	3	11	5	11	12	
Duration of Match 3			29min	5min	4min	5min	9min	

Match 4			Match	Game 1	Game 2	Game 3	Game 4	Game 5
B	JUNG Young-A	KOR	3	15	15	11	11	
X	MATIC Nada	SRB	1	17	13	9	7	
Duration of Match 4			33min	8min	9min	5min	6min	

Duration of Team Match	2h7min
------------------------	--------

Player Statistics	Republic of Korea (KOR)					Team Match	Serbia (SRB)					Team Match
	Match						Match					
	1	2	3	4	5		1	2	3	4	5	
Points won	44	37	36	52		169	24	30	39	46		139
Biggest lead	9	7	6	7		9	6	7	5	4		7
Points won on own serve	20	18	24	25		87	11	15	24	23		73
Points lost on own serve	13	15	15	23		66	24	19	12	27		82
Most consecutive points won	7	5	4	5		7	4	4	4	5		5
Greatest deficit overcome	1	4	-	2		4	1	1	3	1		3

Match/Team Match Statistics	Match					Team Match
	1	2	3	4	5	
Longest rally (strokes)	22	10	39	13		39
Average rally	5	4	8	4		5

NOTES

The "Greatest deficit overcome" only applies when the player/pair ends up winning the game.

LEGEND

TW Women's Team



Detailed Team Match Results

Republic of Korea (KOR) 3 - 1 Serbia (SRB)

Match 1: MOON Sung Hye (KOR) 3-1 MATIC Nada (SRB)

Match Summary		Match	Game 1	Game 2	Game 3	Game 4	Game 5
MOON Sung Hye	KOR	3	11	11	11	11	
MATIC Nada	SRB	1	4	13	2	5	
	Duration	25min	4min	7min	4min	5min	

Team Match No : TW4-5(15) Table : 3 Umpires : WILLIAMSON Robert (GBR) ROBERTS Averil (NZL)

Player Statistics	MOON Sung Hye (KOR)						MATIC Nada (SRB)					
	Game					Match	Game					Match
	1	2	3	4	5		1	2	3	4	5	
Points won	11	11	11	11		44	4	13	2	5		24
Biggest lead	7	1	9	7		9	1	6	1	-		6
Points won on own serve	5	3	6	6		20	2	4	2	3		11
Points lost on own serve	2	9	0	2		13	6	8	5	5		24
Most consecutive points won	5	4	7	7		7	1	4	1	4		4
Greatest deficit overcome	1	-	1	-		1	-	1	-	-		1
Handedness/Grip	Right/Shakehand						Right/Shakehand					

Game/Match Statistics	Game					Match
	1	2	3	4	5	
Longest rally (strokes)	10	22	12	13		22
Average rally	5	5	4	6		5

Game Progress

1	MOON Sung Hye (KOR)	0	*1	2	*4	6	*7	8	*10	11						
	MATIC Nada (SRB)	*0	1	*2	2	*2	3	*4	4							4
2	MOON Sung Hye (KOR)	*0	0	*1	1	*2	2	*4	5	*7	8	*10	11	*11	11	11
	MATIC Nada (SRB)	0	*2	3	*5	6	*8	8	*9	9	*10	10	*10	11	*12	13
3	MOON Sung Hye (KOR)	0	*1	3	*4	6	*8	10	11							
	MATIC Nada (SRB)	*0	1	*1	2	*2	2	*2	2							2
4	MOON Sung Hye (KOR)	*0	2	*4	6	*7	8	*8	9	11						
	MATIC Nada (SRB)	0	*0	0	*0	1	*2	4	*5	5						

NOTES

"*" denotes server. The "Greatest deficit overcome" only applies when the player ends up winning the game.

LEGEND

TW Women's Team



Detailed Team Match Results

Republic of Korea (KOR) 3 - 1 Serbia (SRB)

Match 2: JUNG Young-A (KOR) 3-1 PERIC-RANKOVIC Borislava (SRB)

Match Summary		Match	Game 1	Game 2	Game 3	Game 4	Game 5
JUNG Young-A	KOR	3	4	11	11	11	
PERIC-RANKOVIC Borislava	SRB	1	11	6	4	9	
	Duration	22min	4min	5min	4min	6min	

Team Match No : TW4-5(15) Table : 3 Umpires : WILLIAMSON Robert (GBR) ROBERTS Averil (NZL)

Player Statistics	JUNG Young-A (KOR)						PERIC-RANKOVIC Borislava (SRB)					
	Game					Match	Game					Match
	1	2	3	4	5		1	2	3	4	5	
Points won	4	11	11	11		37	11	6	4	9		30
Biggest lead	1	6	7	2		7	7	2	-	4		7
Points won on own serve	0	7	4	7		18	4	4	1	6		15
Points lost on own serve	7	2	3	3		15	4	4	7	4		19
Most consecutive points won	1	5	4	3		5	3	3	2	4		4
Greatest deficit overcome	-	2	-	4		4	1	-	-	-		1
Handedness/Grip	Left/Shakehand						Right/Shakehand					

Game/Match Statistics	Game					Match
	1	2	3	4	5	
Longest rally (strokes)	10	9	7	8		10
Average rally	5	5	3	4		4

Game Progress

1	JUNG Young-A (KOR)	0	*1	1	*2	2	*3	3	*4	4		
	PERIC-RANKOVIC Borislava (SRB)	*0	1	*3	4	*6	7	*9	10	11		
2	JUNG Young-A (KOR)	*0	1	*1	3	*5	6	*8	10	*10	11	
	PERIC-RANKOVIC Borislava (SRB)	0	*1	3	*3	3	*4	4	*4	6	6	
3	JUNG Young-A (KOR)	0	*2	3	*4	6	*8	8	*10	11		
	PERIC-RANKOVIC Borislava (SRB)	*0	0	*1	2	*2	2	*4	4	4		
4	JUNG Young-A (KOR)	*0	0	*0	2	*3	5	*5	7	*8	9	11
	PERIC-RANKOVIC Borislava (SRB)	0	*2	4	*4	5	*5	7	*7	8	*9	9

NOTES

"*" denotes server. The "Greatest deficit overcome" only applies when the player ends up winning the game.

LEGEND

TW Women's Team



Detailed Team Match Results

Republic of Korea (KOR) 3 - 1 Serbia (SRB)

Match 3: MOON Sung Hye (KOR) 1-3 PERIC-RANKOVIC Borislava (SRB)

Match Summary		Match	Game 1	Game 2	Game 3	Game 4	Game 5
MOON Sung Hye	KOR	1	9	11	6	10	
PERIC-RANKOVIC Borislava	SRB	3	11	5	11	12	
Duration		29min	5min	4min	5min	9min	

Team Match No : TW4-5(15) Table : 3 Umpires : WILLIAMSON Robert (GBR) ROBERTS Averil (NZL)

Player Statistics	MOON Sung Hye (KOR)						PERIC-RANKOVIC Borislava (SRB)					
	Game					Match	Game					Match
	1	2	3	4	5		1	2	3	4	5	
Points won	9	11	6	10		36	11	5	11	12		39
Biggest lead	2	6	-	3		6	2	-	5	2		5
Points won on own serve	7	7	4	6		24	8	4	6	6		24
Points lost on own serve	3	1	5	6		15	2	4	2	4		12
Most consecutive points won	3	4	2	4		4	2	1	4	4		4
Greatest deficit overcome	-	-	-	-		-	2	-	-	3		3
Handedness/Grip	Right/Shakehand						Right/Shakehand					

Game/Match Statistics	Game					Match
	1	2	3	4	5	
Longest rally (strokes)	14	18	20	39		39
Average rally	5	6	7	14		8

Game Progress

1	MOON Sung Hye (KOR)	*0	1	*2	4	*4	5	*6	7	*7	9	9		
	PERIC-RANKOVIC Borislava (SRB)	0	*1	2	*2	4	*5	6	*7	9	*9	11		
2	MOON Sung Hye (KOR)	0	*1	3	*4	6	*7	9	*10	11				
	PERIC-RANKOVIC Borislava (SRB)	*0	1	*1	2	*2	3	*3	4	5				
3	MOON Sung Hye (KOR)	*0	1	*1	3	*3	3	*4	5	*6	6			
	PERIC-RANKOVIC Borislava (SRB)	0	*1	3	*3	5	*7	8	*9	10	11			
4	MOON Sung Hye (KOR)	0	*1	*3	*4	4	*5	7	*8	9	*9	10	*10	10
	PERIC-RANKOVIC Borislava (SRB)	*0	1	1	2	*4	5	*5	6	*7	9	*10	11	12

NOTES

"*" denotes server. The "Greatest deficit overcome" only applies when the player ends up winning the game.

LEGEND

TW Women's Team



Detailed Team Match Results

Republic of Korea (KOR) 3 - 1 Serbia (SRB)

Match 4: JUNG Young-A (KOR) 3-1 MATIC Nada (SRB)

Match Summary		Match	Game 1	Game 2	Game 3	Game 4	Game 5
JUNG Young-A	KOR	3	15	15	11	11	
MATIC Nada	SRB	1	17	13	9	7	
	Duration	33min	8min	9min	5min	6min	

Team Match No : TW4-5(15) Table : 3 Umpires : WILLIAMSON Robert (GBR) ROBERTS Averil (NZL)

Player Statistics	JUNG Young-A (KOR)						MATIC Nada (SRB)					
	Game					Match	Game					Match
	1	2	3	4	5		1	2	3	4	5	
Points won	15	15	11	11		52	17	13	9	7		46
Biggest lead	1	3	2	7		7	4	2	2	-		4
Points won on own serve	8	7	5	5		25	9	6	4	4		23
Points lost on own serve	8	7	5	3		23	7	8	6	6		27
Most consecutive points won	4	4	3	5		5	4	3	3	5		5
Greatest deficit overcome	-	2	2	-		2	1	-	-	-		1
Handedness/Grip	Left/Shakehand						Right/Shakehand					

Game/Match Statistics	Game					Match
	1	2	3	4	5	
Longest rally (strokes)	8	8	12	13		13
Average rally	4	4	4	4		4

Game Progress

1	JUNG Young-A (KOR)	*0	0	*0	2	*4	5	*6	7	*8	9	*10	11	*11	12	*12	12	*13	13	
	MATIC Nada (SRB)	0	*2	4	*4	4	*5	6	*7	8	*9	10	*10	11	*11	12	*13	13	*14	
		*14	15	*15	15	15	14	*14	15	*16	17									
2	JUNG Young-A (KOR)	0	*2	3	*3	4	*4	6	*8	8	*9	10	*10	11	*12	12	*13	13	*14	
	MATIC Nada (SRB)	*0	0	*1	3	*4	6	*6	6	*8	9	*10	11	*11	11	*12	12	*13	13	
		15	13																	
3	JUNG Young-A (KOR)	*0	1	*2	2	*3	5	*6	7	*8	9	11								
	MATIC Nada (SRB)	0	*1	2	*4	5	*5	6	*7	8	*9	9								
4	JUNG Young-A (KOR)	0	*1	3	*4	6	*8	9	*9	9	11									
	MATIC Nada (SRB)	*0	1	*1	2	*2	2	*3	5	*7	7									

NOTES

"*" denotes server. The "Greatest deficit overcome" only applies when the player ends up winning the game.

LEGEND

TW Women's Team



Detailed Team Match Results

People's Republic of China (CHN) 3 - 0 Sweden (SWE)

Team Match No : TW4-5(16) Table : 1 Umpires : BORODAVCHENKO Igor (RUS) CURTIS Neil (GBR)

Match 1			Match	Game 1	Game 2	Game 3	Game 4	Game 5
A	ZHANG Bian	CHN	3	7	10	11	11	11
X	AHLQUIST Anna-Carin	SWE	2	11	12	8	4	6
Duration of Match 1			39min	5min	7min	7min	5min	4min

Match 2			Match	Game 1	Game 2	Game 3	Game 4	Game 5
B	GU Gai	CHN	3	11	11	11		
Y	LUNDBACK Ingela	SWE	0	5	6	5		
Duration of Match 2			15min	4min	4min	4min		

Match 3			Match	Game 1	Game 2	Game 3	Game 4	Game 5
A	ZHANG Bian	CHN	3	13	11	11		
Y	LUNDBACK Ingela	SWE	0	11	4	3		
Duration of Match 3			16min	6min	4min	4min		

Duration of Team Match	1h22min
------------------------	---------

Player Statistics	People's Republic of China (CHN)					Team Match	Sweden (SWE)					Team Match
	Match						Match					
	1	2	3	4	5		1	2	3	4	5	
Points won	50	33	35			118	41	16	18			75
Biggest lead	7	6	8			8	4	2	1			4
Points won on own serve	26	19	17			62	23	10	9			42
Points lost on own serve	18	6	9			33	24	14	18			56
Most consecutive points won	8	7	9			9	5	3	3			5
Greatest deficit overcome	4	2	1			4	3	-	-			3

Match/Team Match Statistics	Match					Team Match
	1	2	3	4	5	
Longest rally (strokes)	23	9	17			23
Average rally	6	4	5			5

NOTES
The "Greatest deficit overcome" only applies when the player/pair ends up winning the game.

LEGEND
TW Women's Team



Detailed Team Match Results

People's Republic of China (CHN) **3 - 0** Sweden (SWE)

Match 1: **ZHANG Bian (CHN)** **3-2** AHLQUIST Anna-Carin (SWE)

Match Summary		Match	Game 1	Game 2	Game 3	Game 4	Game 5
ZHANG Bian	CHN	3	7	10	11	11	11
AHLQUIST Anna-Carin	SWE	2	11	12	8	4	6
Duration		39min	5min	7min	7min	5min	4min

Team Match No : TW4-5(16) Table : 1 Umpires : BORODAVCHENKO Igor (RUS) CURTIS Neil (GBR)

Player Statistics	ZHANG Bian (CHN)						AHLQUIST Anna-Carin (SWE)					
	Game					Match	Game					Match
	1	2	3	4	5		1	2	3	4	5	
Points won	7	10	11	11	11	50	11	12	8	4	6	41
Biggest lead	1	3	3	7	6	7	4	2	4	-	2	4
Points won on own serve	3	5	6	7	5	26	6	6	5	3	3	23
Points lost on own serve	5	6	3	1	3	18	4	5	5	4	6	24
Most consecutive points won	4	2	6	6	8	8	4	5	3	2	2	5
Greatest deficit overcome	-	-	4	-	2	4	1	3	-	-	-	3
Handedness/Grip	Right/Shakehand						Right/Shakehand					

Game/Match Statistics	Game					Match
	1	2	3	4	5	
Longest rally (strokes)	9	17	17	23	13	23
Average rally	4	6	8	7	6	6

Game Progress

1	ZHANG Bian (CHN)	0	*0	0	*2	4	*5	6	*7	7	7			
	AHLQUIST Anna-Carin (SWE)	*0	2	*4	4	*4	5	*6	7	*9	11			
2	ZHANG Bian (CHN)	*0	1	*2	3	*5	6	*7	8	*9	10	*10	10	10
	AHLQUIST Anna-Carin (SWE)	0	*1	2	*3	3	*4	5	*6	7	*8	10	*11	12
3	ZHANG Bian (CHN)	0	*0	1	*1	3	*5	5	*6	8	*10	11		
	AHLQUIST Anna-Carin (SWE)	*0	2	*3	5	*5	5	*7	8	*8	8	8		
4	ZHANG Bian (CHN)	*0	2	*4	6	*6	8	*9	10	11				
	AHLQUIST Anna-Carin (SWE)	0	*0	0	*0	2	*2	3	*4	4				
5	ZHANG Bian (CHN)	0	*1	2	*2	4	*6	8	*10	10	11			
	AHLQUIST Anna-Carin (SWE)	*0	1	*2	4	*4	4	*4	4	*6	6			

NOTES

"*" denotes server. The "Greatest deficit overcome" only applies when the player ends up winning the game.

LEGEND

TW Women's Team



Detailed Team Match Results

People's Republic of China (CHN) **3 - 0** Sweden (SWE)

Match 2: **GU Gai (CHN) 3-0 LUNDBACK Ingela (SWE)**

Match Summary		Match	Game 1	Game 2	Game 3	Game 4	Game 5
GU Gai	CHN	3	11	11	11		
LUNDBACK Ingela	SWE	0	5	6	5		
	Duration	15min	4min	4min	4min		

Team Match No : TW4-5(16) Table : 1 Umpires : BORODAVCHENKO Igor (RUS) CURTIS Neil (GBR)

Player Statistics	GU Gai (CHN)						LUNDBACK Ingela (SWE)					
	Game					Match	Game					Match
	1	2	3	4	5		1	2	3	4	5	
Points won	11	11	11			33	5	6	5			16
Biggest lead	6	6	6			6	2	-	-			2
Points won on own serve	7	6	6			19	4	3	3			10
Points lost on own serve	1	3	2			6	4	5	5			14
Most consecutive points won	7	6	4			7	2	3	2			3
Greatest deficit overcome	2	-	-			2	-	-	-			-
Handedness/Grip	Right/Penholder						Left/Shakehand					

Game/Match Statistics	Game					Match
	1	2	3	4	5	
Longest rally (strokes)	8	9	8			9
Average rally	4	5	4			4

Game Progress

1	GU Gai (CHN)	0	*0	2	*3	4	*5	7	*9	11	
	LUNDBACK Ingela (SWE)	*0	2	*2	3	*4	5	*5	5	5	
2	GU Gai (CHN)	*0	1	*3	5	*7	7	*8	10	*10	11
	LUNDBACK Ingela (SWE)	0	*1	1	*1	1	*3	4	*4	6	6
3	GU Gai (CHN)	0	*2	3	*4	5	*7	9	*9	11	
	LUNDBACK Ingela (SWE)	*0	0	*1	2	*3	3	*3	5	5	

NOTES

"*" denotes server. The "Greatest deficit overcome" only applies when the player ends up winning the game.

LEGEND

TW Women's Team



Detailed Team Match Results

People's Republic of China (CHN) **3 - 0** Sweden (SWE)

Match 3: **ZHANG Bian (CHN)** **3-0** **LUNDBACK Ingela (SWE)**

Match Summary		Match	Game 1	Game 2	Game 3	Game 4	Game 5
ZHANG Bian	CHN	3	13	11	11		
LUNDBACK Ingela	SWE	0	11	4	3		
Duration		16min	6min	4min	4min		

Team Match No : TW4-5(16) Table : 1 Umpires : BORODAVCHENKO Igor (RUS) CURTIS Neil (GBR)

Player Statistics	ZHANG Bian (CHN)						LUNDBACK Ingela (SWE)					
	Game					Match	Game					Match
	1	2	3	4	5		1	2	3	4	5	
Points won	13	11	11			35	11	4	3			18
Biggest lead	4	8	8			8	1	-	1			1
Points won on own serve	7	5	5			17	6	1	2			9
Points lost on own serve	5	3	1			9	6	6	6			18
Most consecutive points won	4	6	9			9	3	2	2			3
Greatest deficit overcome	1	-	1			1	-	-	-			-
Handedness/Grip	Right/Shakehand						Left/Shakehand					

Game/Match Statistics	Game					Match
	1	2	3	4	5	
Longest rally (strokes)	16	9	17			17
Average rally	4	4	6			5

Game Progress

1	ZHANG Bian (CHN)	0	*2	4	*4	5	*7	7	*8	9	*9	10	*10	11	*12	13
	LUNDBACK Ingela (SWE)	*0	0	*0	2	*3	3	*5	6	*7	9	*10	11	*11	11	11
2	ZHANG Bian (CHN)	*0	2	*4	6	*7	8	*10	10	11						
	LUNDBACK Ingela (SWE)	0	*0	0	*0	1	*2	2	*4	4						
3	ZHANG Bian (CHN)	0	*1	2	*3	5	*7	9	11							
	LUNDBACK Ingela (SWE)	*0	1	*2	3	*3	3	*3	3							

NOTES

"*" denotes server. The "Greatest deficit overcome" only applies when the player ends up winning the game.

LEGEND

TW Women's Team



Player Statistics

As of SAT 8 SEP 2012

Players	NPC	Matches				Games				Match Duration	
		Played	Won	Lost	%Won	Played	Won	Lost	%Won	All	Average
ABUAWAD Khetam	JOR	2	0	2	0%	10	4	6	40%	1h6min	33min
Right/Shakehand		Points Won				Points Lost					
C5		Total	Own Serve:	47	Most Consecutive:	6	Total	Own Serve:	40	Most Consecutive:	10
		80	Opp. Serve:	33	GDO:	2	92	Opp. Serve:	52	GLL:	1
AHLQUIST Anna-Carin	SWE	5	4	1	80%	22	14	8	64%	2h44min	33min
Right/Shakehand		Points Won				Points Lost					
C3		Total	Own Serve:	115	Most Consecutive:	7	Total	Own Serve:	94	Most Consecutive:	8
		212	Opp. Serve:	97	GDO:	3	201	Opp. Serve:	107	GLL:	4
AL-AZZAM Fatmeh	JOR	1	0	1	0%	3	0	3	0%	24min	24min
Right/Shakehand		Points Won				Points Lost					
C4		Total	Own Serve:	13	Most Consecutive:	5	Total	Own Serve:	16	Most Consecutive:	4
		26	Opp. Serve:	13	GDO:	0	38	Opp. Serve:	22	GLL:	3
DOLINAR Andreja	SLO	2	0	2	0%	6	0	6	0%	38min	19min
Right/Shakehand		Points Won				Points Lost					
C4		Total	Own Serve:	19	Most Consecutive:	3	Total	Own Serve:	31	Most Consecutive:	6
		33	Opp. Serve:	14	GDO:	0	66	Opp. Serve:	35	GLL:	2
GU Gai	CHN	2	2	0	100%	6	6	0	100%	33min	17min
Right/Penholder		Points Won				Points Lost					
C5		Total	Own Serve:	39	Most Consecutive:	10	Total	Own Serve:	13	Most Consecutive:	5
		67	Opp. Serve:	28	GDO:	5	37	Opp. Serve:	24	GLL:	0
HSIAO Shu-Chin	TPE	2	1	1	50%	7	4	3	57%	37min	19min
Right/Penholder		Points Won				Points Lost					
C5		Total	Own Serve:	33	Most Consecutive:	8	Total	Own Serve:	27	Most Consecutive:	6
		66	Opp. Serve:	33	GDO:	3	54	Opp. Serve:	27	GLL:	2
JUNG Young-A	KOR	5	3	2	60%	19	11	8	58%	1h58min	24min
Left/Shakehand		Points Won				Points Lost					
C5		Total	Own Serve:	92	Most Consecutive:	5	Total	Own Serve:	85	Most Consecutive:	5
		187	Opp. Serve:	95	GDO:	4	169	Opp. Serve:	84	GLL:	3
LUNDBACK Ingela	SWE	5	2	3	40%	18	6	12	33%	1h44min	21min
Left/Shakehand		Points Won				Points Lost					
C5		Total	Own Serve:	79	Most Consecutive:	10	Total	Own Serve:	76	Most Consecutive:	9
		146	Opp. Serve:	67	GDO:	2	166	Opp. Serve:	90	GLL:	2
MATIC Nada	SRB	4	1	3	25%	14	5	9	36%	1h33min	23min
Right/Shakehand		Points Won				Points Lost					
C4		Total	Own Serve:	63	Most Consecutive:	5	Total	Own Serve:	78	Most Consecutive:	7
		126	Opp. Serve:	63	GDO:	3	153	Opp. Serve:	75	GLL:	2
MOON Sung Hye	KOR	6	4	2	67%	22	15	7	68%	2h33min	26min
Right/Shakehand		Points Won				Points Lost					
C4		Total	Own Serve:	123	Most Consecutive:	7	Total	Own Serve:	76	Most Consecutive:	5
		224	Opp. Serve:	101	GDO:	3	171	Opp. Serve:	95	GLL:	3

LEGEND
GDO Greatest deficit overcome **GLL** Greatest lead lost **Opp.** Opponent's



Player Statistics

As of SAT 8 SEP 2012

Players	NPC	Matches				Games				Match Duration	
		Played	Won	Lost	%Won	Played	Won	Lost	%Won	All	Average
NARDELLI Maria	ITA	3	0	3	0%	9	0	9	0%	47min	16min
Right/Shakehand		Points Won				Points Lost					
C5		Total	Own Serve:	25	Most Consecutive:	4	Total	Own Serve:	53	Most Consecutive:	8
		56	Opp. Serve:	31	GDO:	0	100	Opp. Serve:	47	GLL:	4
OLIVEIRA Joyce	BRA	2	0	2	0%	6	0	6	0%	31min	16min
Right/Shakehand		Points Won				Points Lost					
C4		Total	Own Serve:	24	Most Consecutive:	5	Total	Own Serve:	34	Most Consecutive:	7
		44	Opp. Serve:	20	GDO:	0	71	Opp. Serve:	37	GLL:	3
PASSOS Maria	BRA	1	0	1	0%	3	0	3	0%	13min	13min
Right/Shakehand		Points Won				Points Lost					
C5		Total	Own Serve:	7	Most Consecutive:	2	Total	Own Serve:	16	Most Consecutive:	6
		13	Opp. Serve:	6	GDO:	0	33	Opp. Serve:	17	GLL:	0
PERIC-RANKOVIC B	SRB	6	3	3	50%	21	11	10	52%	2h2min	20min
Right/Shakehand		Points Won				Points Lost					
C4		Total	Own Serve:	110	Most Consecutive:	7	Total	Own Serve:	80	Most Consecutive:	7
		192	Opp. Serve:	82	GDO:	4	185	Opp. Serve:	105	GLL:	5
PINTAR Mateja	SLO	1	0	1	0%	3	0	3	0%	16min	16min
Left/Shakehand		Points Won				Points Lost					
C3		Total	Own Serve:	9	Most Consecutive:	2	Total	Own Serve:	15	Most Consecutive:	6
		15	Opp. Serve:	6	GDO:	0	33	Opp. Serve:	18	GLL:	1
WEI Mei-Hui	TPE	2	1	1	50%	8	5	3	63%	50min	25min
Right/Penholder		Points Won				Points Lost					
C5		Total	Own Serve:	47	Most Consecutive:	6	Total	Own Serve:	23	Most Consecutive:	6
		76	Opp. Serve:	29	GDO:	4	64	Opp. Serve:	41	GLL:	1
ZHANG Bian	CHN	6	6	0	100%	21	18	3	86%	2h6min	21min
Right/Shakehand		Points Won				Points Lost					
C5		Total	Own Serve:	114	Most Consecutive:	9	Total	Own Serve:	73	Most Consecutive:	5
		230	Opp. Serve:	116	GDO:	4	149	Opp. Serve:	76	GLL:	4
ZHOU Ying	CHN	1	1	0	100%	3	3	0	100%	19min	19min
Right/Shakehand		Points Won				Points Lost					
C4		Total	Own Serve:	21	Most Consecutive:	7	Total	Own Serve:	5	Most Consecutive:	5
		33	Opp. Serve:	12	GDO:	5	21	Opp. Serve:	16	GLL:	0
ZORZETTO Valeria	ITA	4	2	2	50%	15	6	9	40%	1h26min	22min
Left/Shakehand		Points Won				Points Lost					
C4		Total	Own Serve:	71	Most Consecutive:	6	Total	Own Serve:	59	Most Consecutive:	10
		119	Opp. Serve:	48	GDO:	2	142	Opp. Serve:	83	GLL:	5

NOTES

The "Greatest deficit overcome" only applies when the player ends up winning the game and "Greatest lead lost" only when losing.

LEGEND
GDO Greatest deficit overcome **GLL** Greatest lead lost **Opp.** Opponent's



Tournament Statistics

As of SAT 8 SEP 2012

Statistics		First Round	Quarterfinals	Semifinals	Finals	Total
Team Matches	Total	1	4	2	2	9
	Match Margin: 3:0		4 100%	1 50%	1 50%	6 67%
	3:1			1 50%	1 50%	2 22%
	3:2	1 100%				1 11%
	Invalid Results Mark					
	Duration: Total	2h19min	4h27min	3h17min	3h29min	13h32min
	Longest	2h19min	1h42min	2h3min	2h7min	2h19min
	Shortest	2h19min	53min	1h14min	1h22min	53min
	Average	2h19min	1h7min	1h39min	1h45min	1h30min
Matches	Total	5	12	7	7	31
	Game Margin: 3:0	2 40%	10 83%	3 43%	2 29%	17 55%
	3:1	2 40%		3 43%	4 57%	9 29%
	3:2	1 20%	2 17%	1 14%	1 14%	5 16%
	Invalid Results Mark					
	Duration: Total	1h59min	3h54min	2h50min	2h59min	11h42min
	Longest	34min	35min	40min	39min	40min
	Shortest	15min	12min	19min	15min	12min
	Average	24min	20min	24min	26min	23min
Games	Total	19	40	26	27	112
	Point Margin 11					
	10	1 5%	1 3%			2 2%
	9		1 3%		1 4%	2 2%
	8	2 11%	3 8%	1 4%	1 4%	7 6%
	7	2 11%	6 15%	2 8%	5 19%	15 13%
	6	2 11%	8 20%	1 4%	4 15%	15 13%
	5	1 5%	4 10%	4 15%	4 15%	13 12%
	4	4 21%	4 10%	6 23%	2 7%	16 14%
	3	2 11%	6 15%	3 12%	1 4%	12 11%
	2	5 26%	7 18%	9 35%	9 33%	30 27%
	Invalid Results Mark					
	Duration: Total	1h32min	3h17min	2h18min	2h24min	9h31min
	Longest	8min	10min	8min	9min	10min
	Shortest	2min	3min	4min	4min	2min
	Average	5min	5min	5min	5min	5min
Points	Total	333	701	483	501	2018
	per game	17.53	17.53	18.58	18.56	18.02
	Most consecutive won	8	10	7	9	10
	Greatest deficit overcome	4	5	5	4	5
	Longest rally	18	46	26	39	46
	Average rally	5	5	6	5	5

NOTES

The "Greatest deficit overcome" only applies when the player/pair ends up winning the game.



Table Tennis

Women's Team - Classes 6-10



Entry List by Event

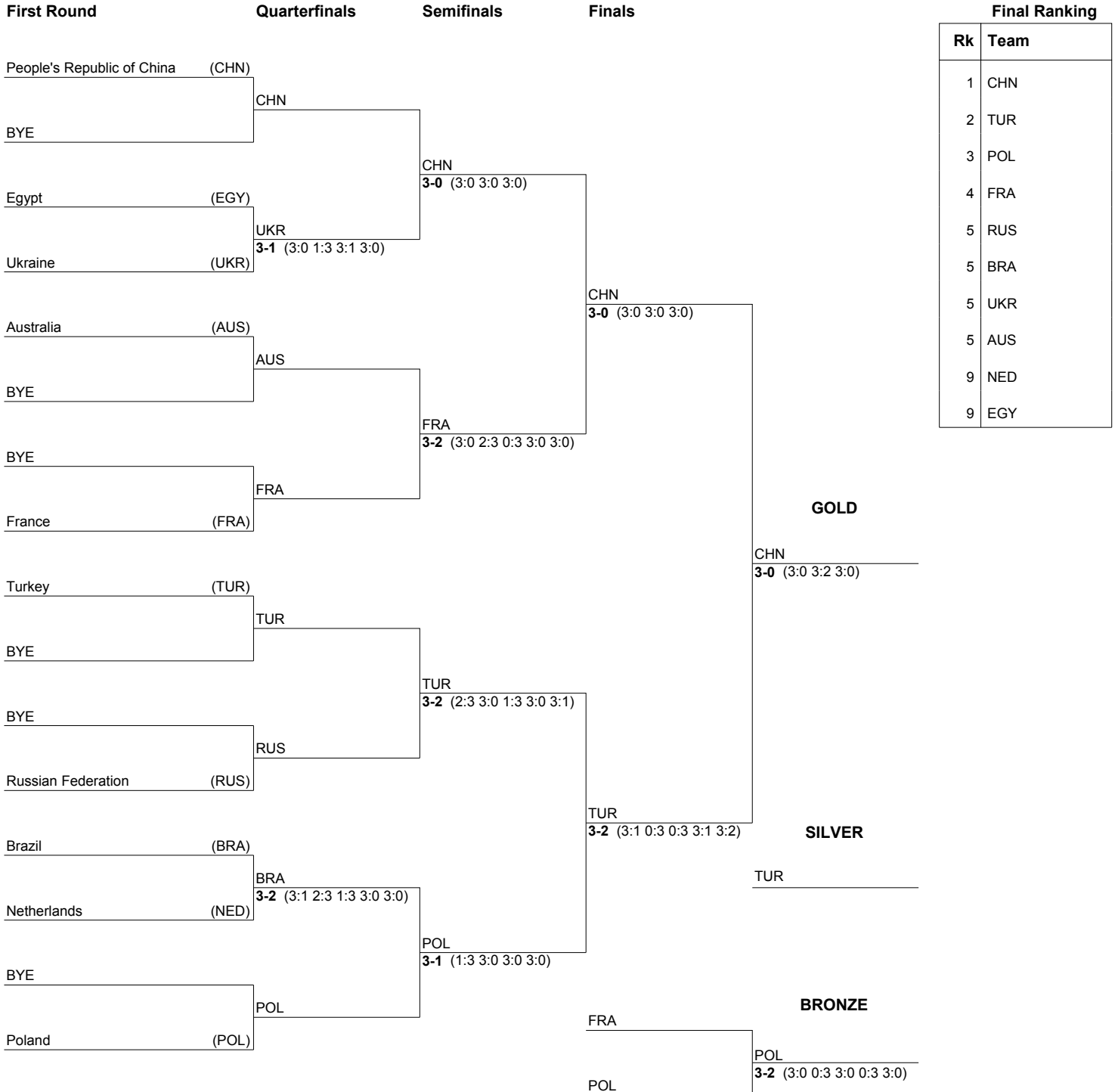
As of FRI 24 AUG 2012

NPC	Name	Date of Birth
AUS - Australia	McDONNELL Rebecca	2 DEC 1986
	TAPPER Melissa	1 MAR 1990
BRA - Brazil	ALEXANDRE Bruna	29 MAR 1995
	RODRIGUES Jane	6 JUL 1975
CHN - People's Republic of China	FAN Lei	28 MAY 1983
	LEI Lina	19 FEB 1988
	LIU Meili	27 JUN 1983
	YANG Qian	17 JUN 1996
EGY - Egypt	MAGHRABY Angham	20 APR 1988
	MAHMOUD Faiza	9 MAY 1976
FRA - France	BARNEOUD Anne	31 OCT 1983
	KAMKASOMPHOU Thu	12 OCT 1968
	le MORVAN Audrey	5 OCT 1987
	MAIRIE Claire	3 NOV 1977
NED - Netherlands	SCHRIJVER Wendy	25 JAN 1984
	van ZON Kelly	15 SEP 1987
POL - Poland	EIGNER Alicja	18 APR 1958
	JANKOWSKA Malgorzata	30 NOV 1983
	PARTYKA Natalia	27 JUL 1989
	PEK Karolina	8 FEB 1998
RUS - Russian Federation	CHEBANIKAI Raisa	5 JUL 1964
	GORSHKALEVA Olga	21 JUL 1985
	OVSYANNIKOVA Yulia	4 JUN 1987
TUR - Turkey	ERTIS Umran	13 APR 1996
	KAVAS Neslihan	29 AUG 1987
	OCSOY Kubra	20 JAN 1994
UKR - Ukraine	KHODZYNSKA Antonina	1 AUG 1983
	KLYMENKO Yuliya	25 AUG 1986
	SAFONOVA Viktoriia	18 APR 1988

NOTES
All changes are available in INFO



Draw



GOLD

SILVER

BRONZE



Detailed Team Match Results

Ukraine (UKR) 3 - 1 Egypt (EGY)

Team Match No : TW6-10(1) Table : 4 Umpires : DEMARIO Leonor (BRA) EDWARDS David (GBR)

Match 1		Match	Game 1	Game 2	Game 3	Game 4	Game 5
A	SAFONOVA Viktoriia	UKR	3	11	11	11	
X	MAHMOUD Faiza	EGY	0	9	1	7	
Duration of Match 1			15min	5min	3min	4min	

Match 2		Match	Game 1	Game 2	Game 3	Game 4	Game 5
B	KHODZYNSKA Antonina	UKR	1	7	11	8	5
Y	MAGHRABY Angham	EGY	3	11	8	11	11
Duration of Match 2			20min	4min	4min	4min	4min

Match 3		Match	Game 1	Game 2	Game 3	Game 4	Game 5
A	SAFONOVA Viktoriia	UKR	3	11	11	10	11
Y	MAGHRABY Angham	EGY	1	8	7	12	5
Duration of Match 3			22min	5min	4min	5min	4min

Match 4		Match	Game 1	Game 2	Game 3	Game 4	Game 5
B	KHODZYNSKA Antonina	UKR	3	13	11	11	
X	MAHMOUD Faiza	EGY	0	11	8	9	
Duration of Match 4			20min	6min	4min	5min	

Duration of Team Match	1h28min
------------------------	---------

Player Statistics	Ukraine (UKR)					Team Match	Egypt (EGY)					Team Match
	Match						Match					
	1	2	3	4	5		1	2	3	4	5	
Points won	33	31	43	35		142	17	41	32	28		118
Biggest lead	10	5	6	8		10	3	6	3	3		6
Points won on own serve	14	12	19	16		61	5	18	13	13		49
Points lost on own serve	12	23	19	15		69	19	19	24	19		81
Most consecutive points won	10	5	5	6		10	3	5	6	7		7
Greatest deficit overcome	3	1	2	3		3	-	2	1	-		2

Match/Team Match Statistics	Match					Team Match
	1	2	3	4	5	
Longest rally (strokes)	21	14	17	20		21
Average rally	4	5	5	6		5

NOTES
The "Greatest deficit overcome" only applies when the player/pair ends up winning the game.

LEGEND
TW Women's Team



Detailed Team Match Results

Ukraine (UKR) 3 - 1 Egypt (EGY)

Match 1: SAFONOVA Viktoriia (UKR) 3-0 MAHMOUD Faiza (EGY)

Match Summary		Match	Game 1	Game 2	Game 3	Game 4	Game 5
SAFONOVA Viktoriia	UKR	3	11	11	11		
MAHMOUD Faiza	EGY	0	9	1	7		
	Duration	15min	5min	3min	4min		

Team Match No : TW6-10(1) Table : 4 Umpires : DEMARIO Leonor (BRA) EDWARDS David (GBR)

Player Statistics	SAFONOVA Viktoriia (UKR)						MAHMOUD Faiza (EGY)					
	Game					Match	Game					Match
	1	2	3	4	5		1	2	3	4	5	
Points won	11	11	11			33	9	1	7			17
Biggest lead	4	10	4			10	3	-	1			3
Points won on own serve	3	5	6			14	2	0	3			5
Points lost on own serve	7	1	4			12	8	6	5			19
Most consecutive points won	5	10	5			10	3	1	3			3
Greatest deficit overcome	3	-	1			3	-	-	-			-
Handedness/Grip	Left/Shakehand						Right/Shakehand					

Game/Match Statistics	Game					Match
	1	2	3	4	5	
Longest rally (strokes)	21	7	12			21
Average rally	4	3	4			4

Game Progress

1	SAFONOVA Viktoriia (UKR)	*0	0	*1	3	*5	5	*7	8	*10	10	11
	MAHMOUD Faiza (EGY)	0	*2	3	*3	3	*5	5	*6	6	*8	9
2	SAFONOVA Viktoriia (UKR)	0	*2	4	*6	8	*10	11				
	MAHMOUD Faiza (EGY)	*0	0	*0	0	*0	0	1				
3	SAFONOVA Viktoriia (UKR)	*0	1	*2	3	*4	6	*8	8	*9	11	
	MAHMOUD Faiza (EGY)	0	*1	2	*3	4	*4	4	*6	7	7	

NOTES

"*" denotes server. The "Greatest deficit overcome" only applies when the player ends up winning the game.

LEGEND

TW Women's Team



Detailed Team Match Results

Ukraine (UKR) 3 - 1 Egypt (EGY)

Match 2: KHODZYNSKA Antonina (UKR) 1-3 MAGHRABY Angham (EGY)

Match Summary		Match	Game 1	Game 2	Game 3	Game 4	Game 5
KHODZYNSKA Antonina	UKR	1	7	11	8	5	
MAGHRABY Angham	EGY	3	11	8	11	11	
Duration		20min	4min	4min	4min	4min	

Team Match No : TW6-10(1) Table : 4 Umpires : DEMARIO Leonor (BRA) EDWARDS David (GBR)

Player Statistics	KHODZYNSKA Antonina (UKR)						MAGHRABY Angham (EGY)					
	Game					Match	Game					Match
	1	2	3	4	5		1	2	3	4	5	
Points won	7	11	8	5		31	11	8	11	11		41
Biggest lead	2	5	1	-		5	4	1	4	6		6
Points won on own serve	1	5	3	3		12	4	3	5	6		18
Points lost on own serve	7	5	6	5		23	6	6	5	2		19
Most consecutive points won	3	5	3	2		5	4	5	4	5		5
Greatest deficit overcome	-	1	-	-		1	2	-	1	-		2
Handedness/Grip	Right/Shakehand						Right/Shakehand					

Game/Match Statistics	Game					Match
	1	2	3	4	5	
Longest rally (strokes)	13	14	9	14		14
Average rally	5	5	4	6		5

Game Progress

1	KHODZYNSKA Antonina (UKR)	0	*2	2	*3	3	*4	5	*7	7	7
	MAGHRABY Angham (EGY)	*0	0	*2	3	*5	6	*7	7	*9	11
2	KHODZYNSKA Antonina (UKR)	*0	1	*2	4	*6	7	*7	7	*9	11
	MAGHRABY Angham (EGY)	0	*1	2	*2	2	*3	5	*7	7	*8
3	KHODZYNSKA Antonina (UKR)	0	*0	0	*2	3	*5	6	*7	8	*8
	MAGHRABY Angham (EGY)	*0	2	*4	4	*5	5	*6	7	*8	11
4	KHODZYNSKA Antonina (UKR)	*0	0	*1	3	*4	4	*4	5	5	
	MAGHRABY Angham (EGY)	0	*2	3	*3	4	*6	8	*9	11	

NOTES

"*" denotes server. The "Greatest deficit overcome" only applies when the player ends up winning the game.

LEGEND

TW Women's Team



Detailed Team Match Results

Ukraine (UKR) 3 - 1 Egypt (EGY)

Match 3: SAFONOVA Viktoriia (UKR) 3-1 MAGHRABY Angham (EGY)

Match Summary		Match	Game 1	Game 2	Game 3	Game 4	Game 5
SAFONOVA Viktoriia	UKR	3	11	11	10	11	
MAGHRABY Angham	EGY	1	8	7	12	5	
Duration		22min	5min	4min	5min	4min	

Team Match No : TW6-10(1) Table : 4 Umpires : DEMARIO Leonor (BRA) EDWARDS David (GBR)

Player Statistics	SAFONOVA Viktoriia (UKR)						MAGHRABY Angham (EGY)					
	Game					Match	Game					Match
	1	2	3	4	5		1	2	3	4	5	
Points won	11	11	10	11		43	8	7	12	5		32
Biggest lead	5	4	1	6		6	1	2	3	-		3
Points won on own serve	5	6	3	5		19	4	3	4	2		13
Points lost on own serve	4	4	8	3		19	6	5	7	6		24
Most consecutive points won	5	3	4	4		5	6	2	4	2		6
Greatest deficit overcome	1	2	-	-		2	-	-	1	-		1
Handedness/Grip	Left/Shakehand						Right/Shakehand					

Game/Match Statistics	Game					Match
	1	2	3	4	5	
Longest rally (strokes)	14	14	17	16		17
Average rally	5	4	6	6		5

Game Progress

1	SAFONOVA Viktoriia (UKR)	0	*1	3	*5	6	*6	6	*7	8	*10	11		
	MAGHRABY Angham (EGY)	*0	1	*1	1	*2	4	*6	7	*8	8	8		
2	SAFONOVA Viktoriia (UKR)	*0	0	*2	3	*4	6	*7	*8	10	11			
	MAGHRABY Angham (EGY)	0	*2	2	*3	4	*4	5	6	*6	7			
3	SAFONOVA Viktoriia (UKR)	0	*1	1	*2	4	*5	5	*7	7	*9	10	*10	10
	MAGHRABY Angham (EGY)	*0	1	*3	4	*4	5	*7	7	*9	9	*10	11	12
4	SAFONOVA Viktoriia (UKR)	*0	2	*4	5	*6	6	*8	10	11				
	MAGHRABY Angham (EGY)	0	*0	0	*1	2	*4	4	*4	5				

NOTES

"*" denotes server. The "Greatest deficit overcome" only applies when the player ends up winning the game.

LEGEND

TW Women's Team



Detailed Team Match Results

Ukraine (UKR) 3 - 1 Egypt (EGY)

Match 4: KHODZYNSKA Antonina (UKR) 3-0 MAHMOUD Faiza (EGY)

Match Summary		Match	Game 1	Game 2	Game 3	Game 4	Game 5
KHODZYNSKA Antonina	UKR	3	13	11	11		
MAHMOUD Faiza	EGY	0	11	8	9		
Duration		20min	6min	4min	5min		

Team Match No : TW6-10(1) Table : 4 Umpires : DEMARIO Leonor (BRA) EDWARDS David (GBR)

Player Statistics	KHODZYNSKA Antonina (UKR)						MAHMOUD Faiza (EGY)					
	Game					Match	Game					Match
	1	2	3	4	5		1	2	3	4	5	
Points won	13	11	11			35	11	8	9			28
Biggest lead	2	4	8			8	3	2	-			3
Points won on own serve	4	6	6			16	3	5	5			13
Points lost on own serve	8	3	4			15	9	5	5			19
Most consecutive points won	3	6	5			6	2	4	7			7
Greatest deficit overcome	3	2	-			3	-	-	-			-
Handedness/Grip	Right/Shakehand						Right/Shakehand					

Game/Match Statistics	Game					Match
	1	2	3	4	5	
Longest rally (strokes)	16	12	20			20
Average rally	6	5	6			6

Game Progress

1	KHODZYNSKA Antonina (UKR)	*0	0	*1	2	*3	4	*6	6	*8	8	*10	11	*11	12	13
	MAHMOUD Faiza (EGY)	0	*2	3	*4	5	*6	6	*8	8	*10	10	*10	11	*11	11
2	KHODZYNSKA Antonina (UKR)	0	*1	3	*3	3	*5	7	*9	10	*10	11				
	MAHMOUD Faiza (EGY)	*0	1	*1	3	*5	5	*5	5	*6	8	8				
3	KHODZYNSKA Antonina (UKR)	*0	2	*4	5	*7	9	*9	9	*9	10	11				
	MAHMOUD Faiza (EGY)	0	*0	0	*1	1	*1	3	*5	7	*8	9				

NOTES

"*" denotes server. The "Greatest deficit overcome" only applies when the player ends up winning the game.

LEGEND

TW Women's Team



Detailed Team Match Results

Netherlands (NED) **2 - 3** Brazil (BRA)

Team Match No : TW6-10(2) Table : 6 Umpires : SZILY Marta (HUN) GAMAL Abdel Nasser (EGY)

Match 1			Match	Game 1	Game 2	Game 3	Game 4	Game 5
A	van ZON Kelly	NED	1	3	6	11	2	
X	ALEXANDRE Bruna	BRA	3	11	11	7	11	
Duration of Match 1			17min	3min	5min	4min	3min	

Match 2			Match	Game 1	Game 2	Game 3	Game 4	Game 5
B	SCHRIJVER Wendy	NED	3	4	8	11	11	11
Y	RODRIGUES Jane	BRA	2	11	11	9	8	9
Duration of Match 2			34min	4min	5min	5min	6min	6min

Match 3			Match	Game 1	Game 2	Game 3	Game 4	Game 5
A	van ZON Kelly	NED	3	11	9	11	14	
Y	RODRIGUES Jane	BRA	1	7	11	9	12	
Duration of Match 3			24min	5min	5min	5min	7min	

Match 4			Match	Game 1	Game 2	Game 3	Game 4	Game 5
B	SCHRIJVER Wendy	NED	0	6	6	5		
X	ALEXANDRE Bruna	BRA	3	11	11	11		
Duration of Match 4			13min	4min	4min	4min		

Match 5			Match	Game 1	Game 2	Game 3	Game 4	Game 5
	van ZON K / SCHRIJVER W	NED	0	6	7	3		
	ALEXANDRE B / RODRIGUES J	BRA	3	11	11	11		
Duration of Match 5			16min	5min	4min	4min		

Duration of Team Match	1h51min
------------------------	---------

Player Statistics	Netherlands (NED)						Brazil (BRA)					
	Match					Team Match	Match					Team Match
	1	2	3	4	5		1	2	3	4	5	
Points won	22	45	45	17	16	145	40	48	39	33	33	193
Biggest lead	6	5	6	3	-	6	9	7	3	6	8	9
Points won on own serve	12	21	26	11	9	79	20	21	24	20	18	103
Points lost on own serve	20	27	15	13	15	90	10	24	19	6	7	66
Most consecutive points won	4	6	4	3	2	6	8	4	6	6	5	8
Greatest deficit overcome	-	2	3	-	-	3	-	1	2	3	-	3

Match/Team Match Statistics	Match					Team Match
	1	2	3	4	5	
Longest rally (strokes)	18	8	11	8	6	18
Average rally	3	4	4	4	3	4

NOTES
The "Greatest deficit overcome" only applies when the player/pair ends up winning the game.

LEGEND
TW Women's Team



Detailed Team Match Results

Netherlands (NED) **2 - 3** Brazil (BRA)

Match 1: van ZON Kelly (NED) **1-3** **ALEXANDRE Bruna (BRA)**

Match Summary		Match	Game 1	Game 2	Game 3	Game 4	Game 5
van ZON Kelly	NED	1	3	6	11	2	
ALEXANDRE Bruna	BRA	3	11	11	7	11	
	Duration	17min	3min	5min	4min	3min	

Team Match No : TW6-10(2) Table : 6 Umpires : SZILY Marta (HUN) GAMAL Abdel Nasser (EGY)

Player Statistics	van ZON Kelly (NED)						ALEXANDRE Bruna (BRA)					
	Game					Match	Game					Match
	1	2	3	4	5		1	2	3	4	5	
Points won	3	6	11	2		22	11	11	7	11		40
Biggest lead	-	-	6	-		6	8	5	-	9		9
Points won on own serve	3	3	5	1		12	6	5	4	5		20
Points lost on own serve	5	6	3	6		20	0	3	6	1		10
Most consecutive points won	1	4	4	1		4	3	3	3	8		8
Greatest deficit overcome	-	-	-	-		-	-	-	-	-		-
Handedness/Grip	Right/Shakehand						Left/Shakehand					

Game/Match Statistics	Game					Match
	1	2	3	4	5	
Longest rally (strokes)	8	7	7	18		18
Average rally	3	4	4	4		3

Game Progress

1	van ZON Kelly (NED)	0	*0	1	*1	2	*2	*3	3		
	ALEXANDRE Bruna (BRA)	*0	2	*3	5	*6	8	9	11		
2	van ZON Kelly (NED)	*0	0	*1	1	*3	5	*5	6	*6	6
	ALEXANDRE Bruna (BRA)	0	*2	3	*5	5	*5	7	*8	10	11
3	van ZON Kelly (NED)	0	*2	3	*4	5	*7	9	*9	10	11
	ALEXANDRE Bruna (BRA)	*0	0	*1	2	*3	3	*3	5	*6	7
4	van ZON Kelly (NED)	*0	1	*1	1	*1	1	*2	2		
	ALEXANDRE Bruna (BRA)	0	*1	3	*5	7	*9	10	11		

NOTES

"*" denotes server. The "Greatest deficit overcome" only applies when the player ends up winning the game.

LEGEND

TW Women's Team



Detailed Team Match Results

Netherlands (NED) **2 - 3** Brazil (BRA)

Match 2: **SCHRIJVER Wendy (NED)** **3-2** **RODRIGUES Jane (BRA)**

Match Summary		Match	Game 1	Game 2	Game 3	Game 4	Game 5
SCHRIJVER Wendy	NED	3	4	8	11	11	11
RODRIGUES Jane	BRA	2	11	11	9	8	9
	Duration	34min	4min	5min	5min	6min	6min

Team Match No : TW6-10(2) Table : 6 Umpires : SZILY Marta (HUN) GAMAL Abdel Nasser (EGY)

Player Statistics	SCHRIJVER Wendy (NED)						RODRIGUES Jane (BRA)					
	Game					Match	Game					Match
	1	2	3	4	5		1	2	3	4	5	
Points won	4	8	11	11	11	45	11	11	9	8	9	48
Biggest lead	-	1	2	3	5	5	7	3	2	2	2	7
Points won on own serve	1	5	5	3	7	21	4	7	4	2	4	21
Points lost on own serve	7	4	5	6	5	27	3	3	6	8	4	24
Most consecutive points won	2	2	3	3	6	6	3	4	4	2	3	4
Greatest deficit overcome	-	-	2	2	2	2	-	1	-	-	-	1
Handedness/Grip	Right/Shakehand						Right/Shakehand					

Game/Match Statistics	Game					Match
	1	2	3	4	5	
Longest rally (strokes)	5	7	8	7	7	8
Average rally	3	4	4	4	4	4

Game Progress

1	SCHRIJVER Wendy (NED)	*0	0	*1	1	*2	3	*4	4	4		
	RODRIGUES Jane (BRA)	0	*2	3	*5	6	*7	8	*10	11		
2	SCHRIJVER Wendy (NED)	0	*1	2	*3	4	*4	6	*7	8	*8	8
	RODRIGUES Jane (BRA)	*0	1	*2	3	*4	6	*6	7	*8	10	11
3	SCHRIJVER Wendy (NED)	*0	1	*3	3	*3	5	*6	7	*8	9	11
	RODRIGUES Jane (BRA)	0	*1	1	*3	5	*5	6	*7	8	*9	9
4	SCHRIJVER Wendy (NED)	0	*1	1	*3	4	*5	6	*8	8	*10	11
	RODRIGUES Jane (BRA)	*0	1	*3	3	*4	5	*6	6	*8	8	8
5	SCHRIJVER Wendy (NED)	*0	0	*2	*4	6	*7	8	*9	10	*10	11
	RODRIGUES Jane (BRA)	0	*2	2	2	*2	3	*4	5	*6	8	9

NOTES

"*" denotes server. The "Greatest deficit overcome" only applies when the player ends up winning the game.

LEGEND

TW Women's Team



Detailed Team Match Results

Netherlands (NED) **2 - 3** Brazil (BRA)

Match 3: van ZON Kelly (NED) **3-1** RODRIGUES Jane (BRA)

Match Summary		Match	Game 1	Game 2	Game 3	Game 4	Game 5
van ZON Kelly	NED	3	11	9	11	14	
RODRIGUES Jane	BRA	1	7	11	9	12	
	Duration	24min	5min	5min	5min	7min	

Team Match No : TW6-10(2) Table : 6 Umpires : SZILY Marta (HUN) GAMAL Abdel Nasser (EGY)

Player Statistics	van ZON Kelly (NED)						RODRIGUES Jane (BRA)					
	Game					Match	Game					Match
	1	2	3	4	5		1	2	3	4	5	
Points won	11	9	11	14		45	7	11	9	12		39
Biggest lead	6	2	2	3		6	1	3	3	3		3
Points won on own serve	5	6	8	7		26	4	7	7	6		24
Points lost on own serve	3	4	2	6		15	6	3	3	7		19
Most consecutive points won	4	2	4	4		4	3	3	3	6		6
Greatest deficit overcome	1	-	3	3		3	-	2	-	-		2
Handedness/Grip	Right/Shakehand						Right/Shakehand					

Game/Match Statistics	Game					Match
	1	2	3	4	5	
Longest rally (strokes)	6	8	11	8		11
Average rally	4	4	4	4		4

Game Progress

1	van ZON Kelly (NED)	0	*1	2	*3	5	*6	8	*10	10	11	RODRIGUES Jane (BRA)	*0	1	*2	3	*3	4	*4	4	*6	7														
2	van ZON Kelly (NED)	*0	2	*2	3	*3	4	*5	6	*7	8	9	RODRIGUES Jane (BRA)	0	*0	2	*3	5	*6	7	*8	9	*10	11												
3	van ZON Kelly (NED)	0	*0	2	*3	4	*4	5	*6	8	*9	11	RODRIGUES Jane (BRA)	*0	2	*2	3	*4	6	*7	8	*8	9	9												
4	van ZON Kelly (NED)	*0	1	*2	3	*5	6	*6	6	*7	9	*10	11	*11	11	*12	13	14	RODRIGUES Jane (BRA)	0	*1	2	*3	3	*4	6	*8	9	*9	10	*10	11	*12	12	*12	12

NOTES
 "*" denotes server. The "Greatest deficit overcome" only applies when the player ends up winning the game.

LEGEND
 TW Women's Team



Detailed Team Match Results

Netherlands (NED) **2 - 3** Brazil (BRA)

Match 4: SCHRIJVER Wendy (NED) **0-3** ALEXANDRE Bruna (BRA)

Match Summary		Match	Game 1	Game 2	Game 3	Game 4	Game 5
SCHRIJVER Wendy	NED	0	6	6	5		
ALEXANDRE Bruna	BRA	3	11	11	11		
	Duration	13min	4min	4min	4min		

Team Match No : TW6-10(2) Table : 6 Umpires : SZILY Marta (HUN) GAMAL Abdel Nasser (EGY)

Player Statistics	SCHRIJVER Wendy (NED)						ALEXANDRE Bruna (BRA)					
	Game					Match	Game					Match
	1	2	3	4	5		1	2	3	4	5	
Points won	6	6	5			17	11	11	11			33
Biggest lead	3	-	1			3	5	5	6			6
Points won on own serve	3	4	4			11	6	7	7			20
Points lost on own serve	5	4	4			13	3	2	1			6
Most consecutive points won	3	1	2			3	6	3	4			6
Greatest deficit overcome	-	-	-			-	3	-	1			3
Handedness/Grip	Right/Shakehand						Left/Shakehand					

Game/Match Statistics	Game					Match
	1	2	3	4	5	
Longest rally (strokes)	8	6	7			8
Average rally	4	3	4			4

Game Progress

1	SCHRIJVER Wendy (NED)	*0	2	*3	4	*5	5	6	*6	6	6
	ALEXANDRE Bruna (BRA)	0	*0	1	*2	3	*5	*6	8	*10	11
2	SCHRIJVER Wendy (NED)	0	*1	2	*2	3	*4	5	*5	6	6
	ALEXANDRE Bruna (BRA)	*0	1	*2	4	*5	6	*7	9	*10	11
3	SCHRIJVER Wendy (NED)	*0	1	*1	2	*3	4	*4	5	5	
	ALEXANDRE Bruna (BRA)	0	*1	3	*4	5	*6	8	*9	11	

NOTES

"*" denotes server. The "Greatest deficit overcome" only applies when the player ends up winning the game.

LEGEND

TW Women's Team



Detailed Team Match Results

Netherlands (NED) **2 - 3** Brazil (BRA)

Match 5: van ZON Kelly (NED) **0-3** ALEXANDRE Bruna (BRA)
SCHRIJVER Wendy RODRIGUES Jane

Match Summary		Match	Game 1	Game 2	Game 3	Game 4	Game 5
van ZON Kelly / SCHRIJVER W	NED	0	6	7	3		
ALEXANDRE Bruna / RODRIGUES J	BRA	3	11	11	11		
	Duration	16min	5min	4min	4min		

Team Match No : TW6-10(2) Table : 6 Umpires : SZILY Marta (HUN) GAMAL Abdel Nasser (EGY)

Player Statistics	van ZON K / SCHRIJVER W (NED)						ALEXANDRE B / RODRIGUES J (BRA)					
	Game					Match	Game					Match
	1	2	3	4	5		1	2	3	4	5	
Points won	6	7	3			16	11	11	11			33
Biggest lead	-	-	-			-	5	5	8			8
Points won on own serve	3	5	1			9	6	6	6			18
Points lost on own serve	5	5	5			15	3	2	2			7
Most consecutive points won	2	2	1			2	5	4	5			5
Greatest deficit overcome	-	-	-			-	-	-	-			-
Handedness/Grip	Right/Shakehand - Right/Shakehand						Left/Shakehand - Right/Shakehand					

Game/Match Statistics	Game					Match
	1	2	3	4	5	
Longest rally (strokes)	5	6	5			6
Average rally	3	3	4			3

Game Progress

1	van ZON K / SCHRIJVER W (NED)	0	*-1	1	*-2	4	*-5	6	*-6	6	6
	ALEXANDRE B / RODRIGUES J (BRA)	*-0	1	*-3	4	*-4	5	*-6	8	*-10	11
2	van ZON K / SCHRIJVER W (NED)	*-0	1	*-1	2	*-2	3	*-4	5	*-6	7
	ALEXANDRE B / RODRIGUES J (BRA)	0	*-1	3	*-4	6	*-7	8	*-9	10	11
3	van ZON K / SCHRIJVER W (NED)	0	*-1	1	*-1	2	*-2	2	3		
	ALEXANDRE B / RODRIGUES J (BRA)	*-0	1	*-3	5	*-6	8	*-10	11		

NOTES

"*- " denotes first player of pair is server, "-*" denotes second player of pair is server. The "Greatest deficit overcome" only applies when the pair ends up winning the game.

LEGEND

TW Women's Team



Detailed Team Match Results

People's Republic of China (CHN) 3 - 0 Ukraine (UKR)

Team Match No : TW6-10(9) Table : 2 Umpires : RACKO Boris (SVK) BALGHAITH Alawi (QAT)

Match 1			Match	Game 1	Game 2	Game 3	Game 4	Game 5
A	YANG Qian	CHN	3	11	11	11		
X	KLYMENKO Yuliya	UKR	0	1	3	6		
Duration of Match 1			11min	3min	3min	4min		

Match 2			Match	Game 1	Game 2	Game 3	Game 4	Game 5
B	LIU Meili	CHN	3	11	11	11		
Y	KHODZYNSKA Antonina	UKR	0	4	2	4		
Duration of Match 2			11min	3min	3min	4min		

Match 3			Match	Game 1	Game 2	Game 3	Game 4	Game 5
A	YANG Qian	CHN	3	11	11	11		
Y	KHODZYNSKA Antonina	UKR	0	1	3	4		
Duration of Match 3			11min	3min	3min	4min		

Duration of Team Match	39min
------------------------	-------

Player Statistics	People's Republic of China (CHN)					Team Match	Ukraine (UKR)					Team Match
	Match						Match					
	1	2	3	4	5		1	2	3	4	5	
Points won	33	33	33			99	10	10	8			28
Biggest lead	10	9	10			10	1	1	-			1
Points won on own serve	18	17	16			51	6	5	4			15
Points lost on own serve	4	5	4			13	15	16	17			48
Most consecutive points won	11	9	8			11	3	1	3			3
Greatest deficit overcome	1	1	-			1	-	-	-			-

Match/Team Match Statistics	Match					Team Match
	1	2	3	4	5	
Longest rally (strokes)	11	12	11			12
Average rally	4	4	4			4

NOTES

The "Greatest deficit overcome" only applies when the player/pair ends up winning the game.

LEGEND

TW Women's Team



Detailed Team Match Results

People's Republic of China (CHN) 3 - 0 Ukraine (UKR)

Match 1: YANG Qian (CHN) 3-0 KLYMENKO Yuliya (UKR)

Match Summary		Match	Game 1	Game 2	Game 3	Game 4	Game 5
YANG Qian	CHN	3	11	11	11		
KLYMENKO Yuliya	UKR	0	1	3	6		
	Duration	11min	3min	3min	4min		

Team Match No : TW6-10(9) Table : 2 Umpires : RACKO Boris (SVK) BALGHAITH Alawi (QAT)

Player Statistics	YANG Qian (CHN)						KLYMENKO Yuliya (UKR)					
	Game					Match	Game					Match
	1	2	3	4	5		1	2	3	4	5	
Points won	11	11	11			33	1	3	6			10
Biggest lead	10	8	8			10	1	-	-			1
Points won on own serve	6	6	6			18	1	1	4			6
Points lost on own serve	0	2	2			4	5	5	5			15
Most consecutive points won	11	6	8			11	1	1	3			3
Greatest deficit overcome	1	-	-			1	-	-	-			-
Handedness/Grip	Right/Shakehand						Left/Shakehand					

Game/Match Statistics	Game					Match
	1	2	3	4	5	
Longest rally (strokes)	7	11	11			11
Average rally	3	4	5			4

Game Progress

1	YANG Qian (CHN)	0	*1	3	*5	7	*9	11			
	KLYMENKO Yuliya (UKR)	*0	1	*1	1	*1	1	1			
2	YANG Qian (CHN)	*0	1	*3	4	*5	7	*9	11		
	KLYMENKO Yuliya (UKR)	0	*1	1	*2	3	*3	3	3		
3	YANG Qian (CHN)	0	*2	4	*6	8	*8	9	*9	10	11
	KLYMENKO Yuliya (UKR)	*0	0	*0	0	*0	2	*3	5	*6	6

NOTES

"*" denotes server. The "Greatest deficit overcome" only applies when the player ends up winning the game.

LEGEND

TW Women's Team



Detailed Team Match Results

People's Republic of China (CHN) 3 - 0 Ukraine (UKR)

Match 2: LIU Meili (CHN) 3-0 KHODZYNSKA Antonina (UKR)

Match Summary		Match	Game 1	Game 2	Game 3	Game 4	Game 5
LIU Meili	CHN	3	11	11	11		
KHODZYNSKA Antonina	UKR	0	4	2	4		
Duration		11min	3min	3min	4min		

Team Match No : TW6-10(9) Table : 2 Umpires : RACKO Boris (SVK) BALGHAITH Alawi (QAT)

Player Statistics	LIU Meili (CHN)						KHODZYNSKA Antonina (UKR)					
	Game					Match	Game					Match
	1	2	3	4	5		1	2	3	4	5	
Points won	11	11	11			33	4	2	4			10
Biggest lead	7	9	7			9	1	-	-			1
Points won on own serve	5	6	6			17	1	1	3			5
Points lost on own serve	3	1	1			5	6	5	5			16
Most consecutive points won	5	9	4			9	1	1	1			1
Greatest deficit overcome	1	-	-			1	-	-	-			-
Handedness/Grip	Right/Shakehand						Right/Shakehand					

Game/Match Statistics	Game					Match
	1	2	3	4	5	
Longest rally (strokes)	12	10	10			12
Average rally	4	4	5			4

Game Progress

1	LIU Meili (CHN)	0	*1	2	*4	5	*7	*9	10	11
	KHODZYNSKA Antonina (UKR)	*0	1	*2	2	*3	3	3	*4	4
2	LIU Meili (CHN)	*0	1	*3	5	*7	9	*10	11	
	KHODZYNSKA Antonina (UKR)	0	*1	1	*1	1	*1	2	2	
3	LIU Meili (CHN)	0	*2	3	*4	6	*7	9	*10	11
	KHODZYNSKA Antonina (UKR)	*0	0	*1	2	*2	3	*3	4	4

NOTES

"*" denotes server. The "Greatest deficit overcome" only applies when the player ends up winning the game.

LEGEND

TW Women's Team



Detailed Team Match Results

People's Republic of China (CHN) 3 - 0 Ukraine (UKR)

Match 3: YANG Qian (CHN) 3-0 KHODZYNSKA Antonina (UKR)

Match Summary		Match	Game 1	Game 2	Game 3	Game 4	Game 5
YANG Qian	CHN	3	11	11	11		
KHODZYNSKA Antonina	UKR	0	1	3	4		
Duration		11min	3min	3min	4min		

Team Match No : TW6-10(9) Table : 2 Umpires : RACKO Boris (SVK) BALGHAITH Alawi (QAT)

Player Statistics	YANG Qian (CHN)						KHODZYNSKA Antonina (UKR)					
	Game					Match	Game					Match
	1	2	3	4	5		1	2	3	4	5	
Points won	11	11	11			33	1	3	4			8
Biggest lead	10	8	8			10	-	-	-			-
Points won on own serve	6	5	5			16	1	2	1			4
Points lost on own serve	0	1	3			4	5	6	6			17
Most consecutive points won	7	5	8			8	1	1	3			3
Greatest deficit overcome	-	-	-			-	-	-	-			-
Handedness/Grip	Right/Shakehand						Right/Shakehand					

Game/Match Statistics	Game					Match
	1	2	3	4	5	
Longest rally (strokes)	11	7	11			11
Average rally	4	4	5			4

Game Progress

1	YANG Qian (CHN)	*0	2	*4	6	*7	9	11		
	KHODZYNSKA Antonina (UKR)	0	*0	0	*0	1	*1	1		
2	YANG Qian (CHN)	0	*1	3	*5	6	*8	10	11	
	KHODZYNSKA Antonina (UKR)	*0	1	*1	1	*2	2	*2	3	
3	YANG Qian (CHN)	*0	2	*4	6	*8	8	*9	10	11
	KHODZYNSKA Antonina (UKR)	0	*0	0	*0	0	*2	3	*4	4

NOTES

"*" denotes server. The "Greatest deficit overcome" only applies when the player ends up winning the game.

LEGEND

TW Women's Team



Detailed Team Match Results

France (FRA) 3 - 2 Australia (AUS)

Team Match No : TW6-10(10) Table : 4 Umpires : ZHANG Yingqiu (CHN) HIGGINS Peter (GBR)

Match 1			Match	Game 1	Game 2	Game 3	Game 4	Game 5
A	MAIRIE Claire	FRA	3	11	11	11		
X	McDONNELL Rebecca	AUS	0	9	2	5		
Duration of Match 1			16min	5min	3min	5min		

Match 2			Match	Game 1	Game 2	Game 3	Game 4	Game 5
B	le MORVAN Audrey	FRA	2	11	6	8	12	4
Y	TAPPER Melissa	AUS	3	8	11	11	10	11
Duration of Match 2			30min	5min	4min	5min	5min	4min

Match 3			Match	Game 1	Game 2	Game 3	Game 4	Game 5
A	MAIRIE Claire	FRA	0	3	2	8		
Y	TAPPER Melissa	AUS	3	11	11	11		
Duration of Match 3			15min	4min	3min	6min		

Match 4			Match	Game 1	Game 2	Game 3	Game 4	Game 5
B	le MORVAN Audrey	FRA	3	11	11	11		
X	McDONNELL Rebecca	AUS	0	2	0	5		
Duration of Match 4			11min	3min	2min	4min		

Match 5			Match	Game 1	Game 2	Game 3	Game 4	Game 5
	MAIRIE C / le MORVAN A	FRA	3	11	11	11		
	McDONNELL R / TAPPER M	AUS	0	5	5	9		
Duration of Match 5			20min	4min	4min	5min		

Duration of Team Match	1h44min
------------------------	----------------

Player Statistics	France (FRA)						Australia (AUS)					
	Match					Team Match	Match					Team Match
	1	2	3	4	5		1	2	3	4	5	
Points won	33	41	13	33	33	153	16	51	33	7	19	126
Biggest lead	9	3	2	11	6	11	2	7	9	1	2	9
Points won on own serve	18	19	5	16	16	74	9	25	16	3	9	62
Points lost on own serve	7	26	17	4	10	64	15	22	8	17	17	79
Most consecutive points won	8	5	3	11	6	11	2	7	8	1	3	8
Greatest deficit overcome	2	4	-	1	2	4	-	2	2	-	-	2

Match/Team Match Statistics	Match					Team Match
	1	2	3	4	5	
Longest rally (strokes)	7	11	11	6	8	11
Average rally	3	4	4	3	3	4

NOTES
The "Greatest deficit overcome" only applies when the player/pair ends up winning the game.

LEGEND
TW Women's Team



Detailed Team Match Results

France (FRA) 3 - 2 Australia (AUS)

Match 1: MAIRIE Claire (FRA) 3-0 McDONNELL Rebecca (AUS)

Match Summary		Match	Game 1	Game 2	Game 3	Game 4	Game 5
MAIRIE Claire	FRA	3	11	11	11		
McDONNELL Rebecca	AUS	0	9	2	5		
Duration		16min	5min	3min	5min		

Team Match No : TW6-10(10) Table : 4 Umpires : ZHANG Yingqiu (CHN) HIGGINS Peter (GBR)

Player Statistics	MAIRIE Claire (FRA)						McDONNELL Rebecca (AUS)					
	Game					Match	Game					Match
	1	2	3	4	5		1	2	3	4	5	
Points won	11	11	11			33	9	2	5			16
Biggest lead	2	9	6			9	2	-	-			2
Points won on own serve	6	6	6			18	5	1	3			9
Points lost on own serve	4	1	2			7	5	5	5			15
Most consecutive points won	4	8	4			8	2	2	2			2
Greatest deficit overcome	2	-	-			2	-	-	-			-
Handedness/Grip	Left/Shakehand						Left/Shakehand					

Game/Match Statistics	Game					Match
	1	2	3	4	5	
Longest rally (strokes)	7	5	7			7
Average rally	4	3	3			3

Game Progress

1	MAIRIE Claire (FRA)	0	*0	2	*3	3	*5	6	*6	8	*10	11
	McDONNELL Rebecca (AUS)	*0	2	*2	3	*5	5	*6	8	*8	8	9
2	MAIRIE Claire (FRA)	*0	2	*3	4	*6	8	*10	11			
	McDONNELL Rebecca (AUS)	0	*0	1	*2	2	*2	2	2			
3	MAIRIE Claire (FRA)	0	*2	4	*5	7	*8	8	*9	11		
	McDONNELL Rebecca (AUS)	*0	0	*0	1	*1	2	*4	5	5		

NOTES

"*" denotes server. The "Greatest deficit overcome" only applies when the player ends up winning the game.

LEGEND

TW Women's Team



Detailed Team Match Results

France (FRA) 3 - 2 Australia (AUS)

Match 2: le MORVAN Audrey (FRA) 2-3 TAPPER Melissa (AUS)

Match Summary		Match	Game 1	Game 2	Game 3	Game 4	Game 5
le MORVAN Audrey	FRA	2	11	6	8	12	4
TAPPER Melissa	AUS	3	8	11	11	10	11
	Duration	30min	5min	4min	5min	5min	4min

Team Match No : TW6-10(10) Table : 4 Umpires : ZHANG Yingqiu (CHN) HIGGINS Peter (GBR)

Player Statistics	le MORVAN Audrey (FRA)						TAPPER Melissa (AUS)					
	Game					Match	Game					Match
	1	2	3	4	5		1	2	3	4	5	
Points won	11	6	8	12	4	41	8	11	11	10	11	51
Biggest lead	3	-	-	2	2	3	3	5	6	4	7	7
Points won on own serve	7	4	3	5	0	19	6	6	5	4	4	25
Points lost on own serve	2	5	6	6	7	26	4	2	5	7	4	22
Most consecutive points won	5	3	3	3	2	5	3	5	6	4	7	7
Greatest deficit overcome	3	-	-	4	-	4	-	-	-	-	2	2
Handedness/Grip	Right/Shakehand						Left/Shakehand					

Game/Match Statistics	Game					Match
	1	2	3	4	5	
Longest rally (strokes)	9	7	8	9	11	11
Average rally	4	4	4	5	5	4

Game Progress

1	le MORVAN Audrey (FRA)	0	*0	2	*2	3	*4	6	*8	9	*10	11		
	TAPPER Melissa (AUS)	*0	2	*2	4	*5	6	*6	6	*7	8	8		
2	le MORVAN Audrey (FRA)	*0	0	*0	1	*2	4	*4	5	*6	6	6		
	TAPPER Melissa (AUS)	0	*2	4	*5	6	*6	8	*9	10	11	11		
3	le MORVAN Audrey (FRA)	0	*0	0	*0	1	*3	4	*5	6	*8	8		
	TAPPER Melissa (AUS)	*0	2	*4	6	*7	7	*8	9	*10	10	11		
4	le MORVAN Audrey (FRA)	*0	0	*0	1	*3	4	*5	6	*8	9	*10	11	12
	TAPPER Melissa (AUS)	0	*2	4	*5	5	*6	7	*8	8	*9	10	*10	10
5	le MORVAN Audrey (FRA)	0	*2	2	*3	3	*3	3	*4	4	4	4	4	
	TAPPER Melissa (AUS)	*0	0	*2	3	*5	7	*9	10	11	11	11	11	

NOTES

"*" denotes server. The "Greatest deficit overcome" only applies when the player ends up winning the game.

LEGEND

TW Women's Team



Detailed Team Match Results

France (FRA) 3 - 2 Australia (AUS)

Match 3: MAIRIE Claire (FRA) 0-3 TAPPER Melissa (AUS)

Match Summary		Match	Game 1	Game 2	Game 3	Game 4	Game 5
MAIRIE Claire	FRA	0	3	2	8		
TAPPER Melissa	AUS	3	11	11	11		
Duration		15min	4min	3min	6min		

Team Match No : TW6-10(10) Table : 4 Umpires : ZHANG Yingqiu (CHN) HIGGINS Peter (GBR)

Player Statistics	MAIRIE Claire (FRA)						TAPPER Melissa (AUS)					
	Game					Match	Game					Match
	1	2	3	4	5		1	2	3	4	5	
Points won	3	2	8			13	11	11	11			33
Biggest lead	-	-	2			2	8	9	3			9
Points won on own serve	1	1	3			5	6	5	5			16
Points lost on own serve	5	6	6			17	2	1	5			8
Most consecutive points won	1	1	3			3	8	6	4			8
Greatest deficit overcome	-	-	-			-	-	-	2			2
Handedness/Grip	Left/Shakehand						Left/Shakehand					

Game/Match Statistics	Game					Match
	1	2	3	4	5	
Longest rally (strokes)	9	5	11			11
Average rally	4	3	4			4

Game Progress

1	MAIRIE Claire (FRA)	0	*0	0	*0	0	*1	2	3			
	TAPPER Melissa (AUS)	*0	2	*4	6	*8	9	*10	11			
2	MAIRIE Claire (FRA)	*0	1	*1	1	*2	2	*2	2			
	TAPPER Melissa (AUS)	0	*1	3	*5	6	*8	10	11			
3	MAIRIE Claire (FRA)	0	*1	3	*3	4	*6	6	*7	7	*8	8
	TAPPER Melissa (AUS)	*0	1	*1	3	*4	4	*6	7	*9	10	11

NOTES

"*" denotes server. The "Greatest deficit overcome" only applies when the player ends up winning the game.

LEGEND

TW Women's Team



Detailed Team Match Results

France (FRA) 3 - 2 Australia (AUS)

Match 4: **le MORVAN Audrey (FRA)** 3-0 **McDONNELL Rebecca (AUS)**

Match Summary		Match	Game 1	Game 2	Game 3	Game 4	Game 5
le MORVAN Audrey	FRA	3	11	11	11		
McDONNELL Rebecca	AUS	0	2	0	5		
	Duration	11min	3min	2min	4min		

Team Match No : TW6-10(10) Table : 4 Umpires : ZHANG Yingqiu (CHN) HIGGINS Peter (GBR)

Player Statistics	le MORVAN Audrey (FRA)						McDONNELL Rebecca (AUS)					
	Game					Match	Game					Match
	1	2	3	4	5		1	2	3	4	5	
Points won	11	11	11			33	2	0	5			7
Biggest lead	9	11	6			11	-	-	1			1
Points won on own serve	5	6	5			16	1	0	2			3
Points lost on own serve	1	0	3			4	6	5	6			17
Most consecutive points won	5	11	5			11	1	0	1			1
Greatest deficit overcome	-	-	1			1	-	-	-			-
Handedness/Grip	Right/Shakehand						Left/Shakehand					

Game/Match Statistics	Game					Match
	1	2	3	4	5	
Longest rally (strokes)	5	5	6			6
Average rally	3	3	4			3

Game Progress

1	le MORVAN Audrey (FRA)	0	*2	3	*5	7	*8	10	11	
	McDONNELL Rebecca (AUS)	*0	0	*1	1	*1	2	*2	2	
2	le MORVAN Audrey (FRA)	*0	2	*4	6	*8	10	11		
	McDONNELL Rebecca (AUS)	0	*0	0	*0	0	*0	0	0	
3	le MORVAN Audrey (FRA)	0	*1	3	*5	6	*8	9	*10	11
	McDONNELL Rebecca (AUS)	*0	1	*1	1	*2	2	*3	4	5

NOTES

"*" denotes server. The "Greatest deficit overcome" only applies when the player ends up winning the game.

LEGEND

TW Women's Team



Detailed Team Match Results

France (FRA) 3 - 2 Australia (AUS)

Match 5: MAIRIE Claire (FRA) 3-0 McDONNELL Rebecca (AUS)
le MORVAN Audrey TAPPER Melissa

Match Summary	Match	Game 1	Game 2	Game 3	Game 4	Game 5
MAIRIE Claire / le MORVAN A	FRA 3	11	11	11		
McDONNELL Rebecca / TAPPER M	AUS 0	5	5	9		
	Duration	20min	4min	4min	5min	

Team Match No : TW6-10(10) Table : 4 Umpires : ZHANG Yingqiu (CHN) HIGGINS Peter (GBR)

Player Statistics	MAIRIE C / le MORVAN A (FRA)						McDONNELL R / TAPPER M (AUS)					
	Game					Match	Game					Match
	1	2	3	4	5		1	2	3	4	5	
Points won	11	11	11			33	5	5	9			19
Biggest lead	6	6	2			6	1	1	2			2
Points won on own serve	7	5	4			16	4	2	3			9
Points lost on own serve	1	3	6			10	4	6	7			17
Most consecutive points won	5	6	3			6	2	2	3			3
Greatest deficit overcome	1	1	2			2	-	-	-			-
Handedness/Grip	Left/Shakehand - Right/Shakehand						Left/Shakehand - Left/Shakehand					

Game/Match Statistics	Game					Match
	1	2	3	4	5	
Longest rally (strokes)	6	7	8			8
Average rally	3	4	4			3

Game Progress

1	MAIRIE C / le MORVAN A (FRA)	0	*1	3	*4	6	*8	9	*9	11		
	McDONNELL R / TAPPER M (AUS)	*0	1	*1	2	*2	2	*3	5	5		
2	MAIRIE C / le MORVAN A (FRA)	*0	1	*2	4	*6	7	*8	9	11		
	McDONNELL R / TAPPER M (AUS)	0	*1	2	*2	2	*3	4	*5	5		
3	MAIRIE C / le MORVAN A (FRA)	0	*1	1	*3	4	*5	5	*7	8	*9	11
	McDONNELL R / TAPPER M (AUS)	*0	1	*3	3	*4	5	*7	7	*8	9	9

NOTES

"*" denotes first player of pair is server, "-*" denotes second player of pair is server. The "Greatest deficit overcome" only applies when the pair ends up winning the game.

LEGEND

TW Women's Team



Detailed Team Match Results

Russian Federation (RUS) 2 - 3 Turkey (TUR)

Team Match No : TW6-10(11) Table : 6 Umpires : SUTCLIFFE Russell (GBR) KARSHTEDT Yelena (USA)

Match 1			Match	Game 1	Game 2	Game 3	Game 4	Game 5
A	GORSHKALEVA Olga	RUS	3	5	11	2	11	11
X	ERTIS Umrhan	TUR	2	11	6	11	9	4
Duration of Match 1			28min	4min	5min	4min	6min	4min

Match 2			Match	Game 1	Game 2	Game 3	Game 4	Game 5
B	OVSYANNIKOVA Yulia	RUS	0	5	7	7		
Y	KAVAS Neslihan	TUR	3	11	11	11		
Duration of Match 2			13min	3min	4min	4min		

Match 3			Match	Game 1	Game 2	Game 3	Game 4	Game 5
A	GORSHKALEVA Olga	RUS	3	4	11	11	11	
Y	KAVAS Neslihan	TUR	1	11	5	6	8	
Duration of Match 3			22min	4min	5min	5min	6min	

Match 4			Match	Game 1	Game 2	Game 3	Game 4	Game 5
B	OVSYANNIKOVA Yulia	RUS	0	6	7	6		
X	ERTIS Umrhan	TUR	3	11	11	11		
Duration of Match 4			13min	4min	4min	4min		

Match 5			Match	Game 1	Game 2	Game 3	Game 4	Game 5
	GORSHKALEVA O / OVSYANNIKOVA Y	RUS	1	2	11	9	6	
	ERTIS U / KAVAS N	TUR	3	11	7	11	11	
Duration of Match 5			19min	3min	4min	5min	4min	

Duration of Team Match	1h49min
------------------------	---------

Player Statistics	Russian Federation (RUS)						Turkey (TUR)					
	Match					Team Match	Match					Team Match
	1	2	3	4	5		1	2	3	4	5	
Points won	40	19	37	19	28	143	41	33	30	33	40	177
Biggest lead	7	3	6	1	4	7	9	6	9	6	9	9
Points won on own serve	21	10	20	9	13	73	22	17	16	16	20	91
Points lost on own serve	19	16	14	17	20	86	19	9	17	10	15	70
Most consecutive points won	5	3	5	3	4	5	8	8	7	4	7	8
Greatest deficit overcome	1	-	2	-	3	3	-	3	-	1	2	3

Match/Team Match Statistics	Match					Team Match
	1	2	3	4	5	
Longest rally (strokes)	21	12	15	8	11	21
Average rally	6	3	6	4	5	5

NOTES
The "Greatest deficit overcome" only applies when the player/pair ends up winning the game.

LEGEND
TW Women's Team



Detailed Team Match Results

Russian Federation (RUS) **2 - 3** Turkey (TUR)

Match 1: **GORSHKALEVA Olga (RUS)** **3-2** **ERTIS Umrان (TUR)**

Match Summary		Match	Game 1	Game 2	Game 3	Game 4	Game 5
GORSHKALEVA Olga	RUS	3	5	11	2	11	11
ERTIS Umrان	TUR	2	11	6	11	9	4
	Duration	28min	4min	5min	4min	6min	4min

Team Match No : TW6-10(11) Table : 6 Umpires : SUTCLIFFE Russell (GBR) KARSHTEDT Yelena (USA)

Player Statistics	GORSHKALEVA Olga (RUS)						ERTIS Umrان (TUR)					
	Game					Match	Game					Match
	1	2	3	4	5		1	2	3	4	5	
Points won	5	11	2	11	11	40	11	6	11	9	4	41
Biggest lead	-	5	-	4	7	7	6	-	9	1	-	9
Points won on own serve	4	5	2	5	5	21	7	3	7	4	1	22
Points lost on own serve	4	3	4	5	3	19	1	6	0	6	6	19
Most consecutive points won	2	4	1	3	5	5	3	2	8	3	1	8
Greatest deficit overcome	-	-	-	1	-	1	-	-	-	-	-	-
Handedness/Grip	Right/Shakehand						Right/Shakehand					

Game/Match Statistics	Game					Match
	1	2	3	4	5	
Longest rally (strokes)	12	11	19	21	17	21
Average rally	5	5	5	8	6	6

Game Progress

1	GORSHKALEVA Olga (RUS)	*0	0	*1	2	*2	3	*3	5	5
	ERTIS Umrان (TUR)	0	*2	3	*4	6	*7	9	*9	11
2	GORSHKALEVA Olga (RUS)	0	*2	3	*3	4	*5	7	*9	11
	ERTIS Umrان (TUR)	*0	0	*1	3	*4	5	*5	5	*6
3	GORSHKALEVA Olga (RUS)	*0	1	*1	2	*2	2	*2	2	
	ERTIS Umrان (TUR)	0	*1	3	*4	6	*8	10	11	
4	GORSHKALEVA Olga (RUS)	0	*1	2	*4	4	*6	7	*8	10
	ERTIS Umrان (TUR)	*0	1	*2	2	*4	4	*5	6	*6
5	GORSHKALEVA Olga (RUS)	*0	1	*3	4	*5	6	*8	10	11
	ERTIS Umrان (TUR)	0	*1	1	*2	3	*4	4	*4	4

NOTES

"*" denotes server. The "Greatest deficit overcome" only applies when the player ends up winning the game.

LEGEND

TW Women's Team



Detailed Team Match Results

Russian Federation (RUS) **2 - 3** Turkey (TUR)

Match 2: OVSYANNIKOVA Yulia (RUS) **0-3** KAVAS Neslihan (TUR)

Match Summary		Match	Game 1	Game 2	Game 3	Game 4	Game 5
OVSYANNIKOVA Yulia	RUS	0	5	7	7		
KAVAS Neslihan	TUR	3	11	11	11		
Duration		13min	3min	4min	4min		

Team Match No : TW6-10(11) Table : 6 Umpires : SUTCLIFFE Russell (GBR) KARSHTEDT Yelena (USA)

Player Statistics	OVSYANNIKOVA Yulia (RUS)						KAVAS Neslihan (TUR)					
	Game					Match	Game					Match
	1	2	3	4	5		1	2	3	4	5	
Points won	5	7	7			19	11	11	11			33
Biggest lead	3	-	-			3	6	4	4			6
Points won on own serve	3	5	2			10	6	6	5			17
Points lost on own serve	5	5	6			16	2	2	5			9
Most consecutive points won	3	2	2			3	8	3	3			8
Greatest deficit overcome	-	-	-			-	3	-	-			3
Handedness/Grip	Left/Shakehand						Right/Shakehand					

Game/Match Statistics	Game					Match
	1	2	3	4	5	
Longest rally (strokes)	12	8	6			12
Average rally	3	4	3			3

Game Progress

1	OVSYANNIKOVA Yulia (RUS)	0	*2	3	*3	3	*3	4	*4	5	
	KAVAS Neslihan (TUR)	*0	0	*1	3	*5	7	*8	10	11	
2	OVSYANNIKOVA Yulia (RUS)	*0	0	*1	3	*3	5	*5	6	*7	7
	KAVAS Neslihan (TUR)	0	*2	3	*3	5	*5	7	*8	9	11
3	OVSYANNIKOVA Yulia (RUS)	0	*1	2	*3	3	*5	5	*6	7	7
	KAVAS Neslihan (TUR)	*0	1	*2	3	*5	5	*7	8	*9	11

NOTES

"*" denotes server. The "Greatest deficit overcome" only applies when the player ends up winning the game.

LEGEND

TW Women's Team



Detailed Team Match Results

Russian Federation (RUS) **2 - 3** Turkey (TUR)

Match 3: **GORSHKALEVA Olga (RUS)** **3-1** **KAVAS Neslihan (TUR)**

Match Summary		Match	Game 1	Game 2	Game 3	Game 4	Game 5
GORSHKALEVA Olga	RUS	3	4	11	11	11	
KAVAS Neslihan	TUR	1	11	5	6	8	
	Duration	22min	4min	5min	5min	6min	

Team Match No : TW6-10(11) Table : 6 Umpires : SUTCLIFFE Russell (GBR) KARSHTEDT Yelena (USA)

Player Statistics	GORSHKALEVA Olga (RUS)						KAVAS Neslihan (TUR)					
	Game					Match	Game					Match
	1	2	3	4	5		1	2	3	4	5	
Points won	4	11	11	11		37	11	5	6	8		30
Biggest lead	-	6	5	3		6	9	-	2	2		9
Points won on own serve	2	6	7	5		20	5	3	4	4		16
Points lost on own serve	6	2	2	4		14	2	5	4	6		17
Most consecutive points won	3	4	5	3		5	7	2	3	2		7
Greatest deficit overcome	-	-	2	2		2	-	-	-	-		-
Handedness/Grip	Right/Shakehand						Right/Shakehand					

Game/Match Statistics	Game					Match
	1	2	3	4	5	
Longest rally (strokes)	13	15	15	15		15
Average rally	6	6	6	7		6

Game Progress

1	GORSHKALEVA Olga (RUS)	*0	0	*0	0	*1	1	*2	4	4		
	KAVAS Neslihan (TUR)	0	*2	4	*6	7	*9	10	*10	11		
2	GORSHKALEVA Olga (RUS)	0	*2	4	*5	6	*7	8	*9	11		
	KAVAS Neslihan (TUR)	*0	0	*0	1	*2	3	*4	5	5		
3	GORSHKALEVA Olga (RUS)	*0	1	*1	3	*4	5	*6	8	*10	11	
	KAVAS Neslihan (TUR)	0	*1	3	*3	4	*5	6	*6	6	6	
4	GORSHKALEVA Olga (RUS)	0	*0	1	*3	4	*6	7	*7	8	*10	11
	KAVAS Neslihan (TUR)	*0	2	*3	3	*4	4	*5	7	*8	8	8

NOTES

"*" denotes server. The "Greatest deficit overcome" only applies when the player ends up winning the game.

LEGEND

TW Women's Team



Detailed Team Match Results

Russian Federation (RUS) **2 - 3** Turkey (TUR)

Match 4: OVSYANNIKOVA Yulia (RUS) **0-3** ERTIS Umran (TUR)

Match Summary		Match	Game 1	Game 2	Game 3	Game 4	Game 5
OVSYANNIKOVA Yulia	RUS	0	6	7	6		
ERTIS Umran	TUR	3	11	11	11		
Duration		13min	4min	4min	4min		

Team Match No : TW6-10(11) Table : 6 Umpires : SUTCLIFFE Russell (GBR) KARSHTEDT Yelena (USA)

Player Statistics	OVSYANNIKOVA Yulia (RUS)						ERTIS Umran (TUR)					
	Game					Match	Game					Match
	1	2	3	4	5		1	2	3	4	5	
Points won	6	7	6			19	11	11	11			33
Biggest lead	1	1	-			1	5	4	6			6
Points won on own serve	2	4	3			9	4	7	5			16
Points lost on own serve	7	4	6			17	4	3	3			10
Most consecutive points won	2	2	3			3	3	4	4			4
Greatest deficit overcome	-	-	-			-	1	1	-			1
Handedness/Grip	Left/Shakehand						Right/Shakehand					

Game/Match Statistics	Game					Match
	1	2	3	4	5	
Longest rally (strokes)	8	8	6			8
Average rally	4	4	4			4

Game Progress

1	OVSYANNIKOVA Yulia (RUS)	*0	1	*2	2	*3	4	*5	5	*6	6
	ERTIS Umran (TUR)	0	*1	2	*4	5	*6	7	*9	10	11
2	OVSYANNIKOVA Yulia (RUS)	0	*1	2	*3	4	*4	5	*5	6	7
	ERTIS Umran (TUR)	*0	1	*2	3	*4	6	*7	9	*10	11
3	OVSYANNIKOVA Yulia (RUS)	*0	1	*2	2	*3	3	*3	5	*6	6
	ERTIS Umran (TUR)	0	*1	2	*4	5	*7	9	*9	10	11

NOTES

"*" denotes server. The "Greatest deficit overcome" only applies when the player ends up winning the game.

LEGEND

TW Women's Team



Detailed Team Match Results

Russian Federation (RUS) **2 - 3** Turkey (TUR)

Match 5: GORSHKALEVA Olga (RUS) **1-3** ERTIS Umran (TUR)
OVSYANNIKOVA Yulia **KAVAS Neslihan**

Match Summary		Match	Game 1	Game 2	Game 3	Game 4	Game 5
GORSHKALEVA Olga / OVSYANNIKOVA Y	RUS	1	2	11	9	6	
ERTIS Umran / KAVAS N	TUR	3	11	7	11	11	
Duration		19min	3min	4min	5min	4min	

Team Match No : TW6-10(11) Table : 6 Umpires : SUTCLIFFE Russell (GBR) KARSHTEDT Yelena (USA)

Player Statistics	GORSHKALEVA O / OVSYANNIKOVA Y (RUS)						ERTIS U / KAVAS N (TUR)					
	Game					Match	Game					Match
	1	2	3	4	5		1	2	3	4	5	
Points won	2	11	9	6		28	11	7	11	11		40
Biggest lead	-	4	1	2		4	9	3	3	5		9
Points won on own serve	1	5	4	3		13	5	4	5	6		20
Points lost on own serve	6	3	6	5		20	1	6	5	3		15
Most consecutive points won	1	4	4	2		4	5	3	3	7		7
Greatest deficit overcome	-	3	-	-		3	-	-	1	2		2
Handedness/Grip	Right/Shakehand - Left/Shakehand						Right/Shakehand - Right/Shakehand					

Game/Match Statistics	Game					Match
	1	2	3	4	5	
Longest rally (strokes)	7	6	11	8		11
Average rally	4	4	5	4		5

Game Progress

1	GORSHKALEVA O / OVSYANNIKOVA Y (RUS)	*-0	0	*-0	1	*-1	1	*-2	2			
	ERTIS U / KAVAS N (TUR)	0	*-2	4	*-5	7	*-9	10	11			
2	GORSHKALEVA O / OVSYANNIKOVA Y (RUS)	0	*-0	1	*-2	3	*-4	6	*-8	9	11	
	ERTIS U / KAVAS N (TUR)	*-0	2	*-3	4	*-5	6	*-6	6	*-7	7	
3	GORSHKALEVA O / OVSYANNIKOVA Y (RUS)	*-0	0	*-1	2	*-3	4	*-6	7	*-8	9	9
	ERTIS U / KAVAS N (TUR)	0	*-2	3	*-4	5	*-6	6	*-7	8	*-9	11
4	GORSHKALEVA O / OVSYANNIKOVA Y (RUS)	0	*-2	2	*-3	5	*-5	5	*-5	6	6	6
	ERTIS U / KAVAS N (TUR)	*-0	0	*-2	3	*-3	5	*-7	9	*-10	11	11

NOTES

"*- " denotes first player of pair is server, "-*" denotes second player of pair is server. The "Greatest deficit overcome" only applies when the pair ends up winning the game.

LEGEND

TW Women's Team



Detailed Team Match Results

Brazil (BRA) 1 - 3 Poland (POL)

Team Match No : TW6-10(12) Table : 8 Umpires : COCHRANE David (GBR) KRMEJ Milana (SLO)

Match 1			Match	Game 1	Game 2	Game 3	Game 4	Game 5
A	ALEXANDRE Bruna	BRA	3	11	11	8	11	
X	PEK Karolina	POL	1	8	9	11	5	
Duration of Match 1			25min	6min	6min	6min	5min	

Match 2			Match	Game 1	Game 2	Game 3	Game 4	Game 5
B	RODRIGUES Jane	BRA	0	4	3	2		
Y	PARTYKA Natalia	POL	3	11	11	11		
Duration of Match 2			12min	4min	4min	3min		

Match 3			Match	Game 1	Game 2	Game 3	Game 4	Game 5
A	ALEXANDRE Bruna	BRA	0	3	3	0		
Y	PARTYKA Natalia	POL	3	11	11	11		
Duration of Match 3			12min	4min	4min	3min		

Match 4			Match	Game 1	Game 2	Game 3	Game 4	Game 5
B	RODRIGUES Jane	BRA	0	5	7	6		
X	PEK Karolina	POL	3	11	11	11		
Duration of Match 4			15min	4min	5min	4min		

Duration of Team Match	1h16min
------------------------	---------

Player Statistics	Brazil (BRA)					Team Match	Poland (POL)					Team Match
	Match						Match					
	1	2	3	4	5		1	2	3	4	5	
Points won	41	9	6	18		74	33	33	33	33		132
Biggest lead	6	-	-	1		6	5	9	11	6		11
Points won on own serve	16	6	4	11		37	13	18	17	19		67
Points lost on own serve	20	15	16	14		65	25	3	2	7		37
Most consecutive points won	6	1	2	4		6	7	8	11	5		11
Greatest deficit overcome	4	-	-	-		4	2	-	-	1		2

Match/Team Match Statistics	Match					Team Match
	1	2	3	4	5	
Longest rally (strokes)	13	15	9	14		15
Average rally	5	4	4	4		4

NOTES
The "Greatest deficit overcome" only applies when the player/pair ends up winning the game.

LEGEND
TW Women's Team



Detailed Team Match Results

Brazil (BRA) 1 - 3 Poland (POL)

Match 1: **ALEXANDRE Bruna (BRA)** 3-1 **PEK Karolina (POL)**

Match Summary		Match	Game 1	Game 2	Game 3	Game 4	Game 5
ALEXANDRE Bruna	BRA	3	11	11	8	11	
PEK Karolina	POL	1	8	9	11	5	
Duration		25min	6min	6min	6min	5min	

Team Match No : TW6-10(12) Table : 8 Umpires : COCHRANE David (GBR) KRMEJ Milana (SLO)

Player Statistics	ALEXANDRE Bruna (BRA)						PEK Karolina (POL)					
	Game					Match	Game					Match
	1	2	3	4	5		1	2	3	4	5	
Points won	11	11	8	11		41	8	9	11	5		33
Biggest lead	3	2	2	6		6	-	4	5	1		5
Points won on own serve	3	5	4	4		16	2	4	6	1		13
Points lost on own serve	6	5	5	4		20	8	6	4	7		25
Most consecutive points won	3	5	3	6		6	2	5	7	3		7
Greatest deficit overcome	-	4	-	1		4	-	-	2	-		2
Handedness/Grip	Left/Shakehand						Left/Shakehand					

Game/Match Statistics	Game					Match
	1	2	3	4	5	
Longest rally (strokes)	13	11	13	12		13
Average rally	5	5	5	5		5

Game Progress

1	ALEXANDRE Bruna (BRA)	0	*2	2	*4	4	*5	6	*7	8	*10	11
	PEK Karolina (POL)	*0	0	*2	2	*4	5	*6	7	*8	8	8
2	ALEXANDRE Bruna (BRA)	*0	1	*1	1	*3	4	*5	6	*8	10	11
	PEK Karolina (POL)	0	*1	3	*5	5	*6	7	*8	8	*8	9
3	ALEXANDRE Bruna (BRA)	0	*1	2	*3	5	*5	5	*5	6	*8	8
	PEK Karolina (POL)	*0	1	*2	3	*3	5	*7	9	*10	10	11
4	ALEXANDRE Bruna (BRA)	*0	1	*3	3	*4	5	*7	9	11		
	PEK Karolina (POL)	0	*1	1	*3	4	*5	5	*5	5		

NOTES

"*" denotes server. The "Greatest deficit overcome" only applies when the player ends up winning the game.

LEGEND

TW Women's Team



Detailed Team Match Results

Brazil (BRA) 1 - 3 Poland (POL)

Match 2: RODRIGUES Jane (BRA) 0-3 PARTYKA Natalia (POL)

Match Summary		Match	Game 1	Game 2	Game 3	Game 4	Game 5
RODRIGUES Jane	BRA	0	4	3	2		
PARTYKA Natalia	POL	3	11	11	11		
Duration		12min	4min	4min	3min		

Team Match No : TW6-10(12) Table : 8 Umpires : COCHRANE David (GBR) KRMEJ Milana (SLO)

Player Statistics	RODRIGUES Jane (BRA)						PARTYKA Natalia (POL)					
	Game					Match	Game					Match
	1	2	3	4	5		1	2	3	4	5	
Points won	4	3	2			9	11	11	11			33
Biggest lead	-	-	-			-	7	8	9			9
Points won on own serve	3	2	1			6	6	7	5			18
Points lost on own serve	5	4	6			15	1	1	1			3
Most consecutive points won	1	1	1			1	3	4	8			8
Greatest deficit overcome	-	-	-			-	-	-	-			-
Handedness/Grip	Right/Shakehand						Left/Shakehand					

Game/Match Statistics	Game					Match
	1	2	3	4	5	
Longest rally (strokes)	10	12	15			15
Average rally	4	4	4			4

Game Progress

1	RODRIGUES Jane (BRA)	*0	1	*1	2	*2	3	*4	4	4
	PARTYKA Natalia (POL)	0	*1	3	*4	6	*7	8	*10	11
2	RODRIGUES Jane (BRA)	0	*0	1	*2	2	*2	3	3	
	PARTYKA Natalia (POL)	*0	2	*3	4	*6	8	*9	11	
3	RODRIGUES Jane (BRA)	*0	0	*0	0	*0	1	*2	2	
	PARTYKA Natalia (POL)	0	*2	4	*6	8	*9	10	11	

NOTES

"*" denotes server. The "Greatest deficit overcome" only applies when the player ends up winning the game.

LEGEND

TW Women's Team



Detailed Team Match Results

Brazil (BRA) 1 - 3 Poland (POL)

Match 3: ALEXANDRE Bruna (BRA) 0-3 PARTYKA Natalia (POL)

Match Summary		Match	Game 1	Game 2	Game 3	Game 4	Game 5
ALEXANDRE Bruna	BRA	0	3	3	0		
PARTYKA Natalia	POL	3	11	11	11		
Duration		12min	4min	4min	3min		

Team Match No : TW6-10(12) Table : 8 Umpires : COCHRANE David (GBR) KRMEJ Milana (SLO)

Player Statistics	ALEXANDRE Bruna (BRA)						PARTYKA Natalia (POL)					
	Game					Match	Game					Match
	1	2	3	4	5		1	2	3	4	5	
Points won	3	3	0			6	11	11	11			33
Biggest lead	-	-	-			-	8	8	11			11
Points won on own serve	3	1	0			4	6	6	5			17
Points lost on own serve	5	5	6			16	0	2	0			2
Most consecutive points won	2	2	0			2	4	4	11			11
Greatest deficit overcome	-	-	-			-	-	-	-			-
Handedness/Grip	Left/Shakehand						Left/Shakehand					

Game/Match Statistics	Game					Match
	1	2	3	4	5	
Longest rally (strokes)	8	8	9			9
Average rally	4	3	4			4

Game Progress

1	ALEXANDRE Bruna (BRA)	*0	0	*0	1	*1	3	*3	3
	PARTYKA Natalia (POL)	0	*2	4	*5	7	*7	9	11
2	ALEXANDRE Bruna (BRA)	0	*0	0	*1	1	*2	3	3
	PARTYKA Natalia (POL)	*0	2	*4	5	*7	8	*9	11
3	ALEXANDRE Bruna (BRA)	*0	0	*0	0	*0	0	0	0
	PARTYKA Natalia (POL)	0	*2	4	*6	8	*10	11	

NOTES

"*" denotes server. The "Greatest deficit overcome" only applies when the player ends up winning the game.

LEGEND

TW Women's Team



Detailed Team Match Results

Brazil (BRA) 1 - 3 Poland (POL)

Match 4: RODRIGUES Jane (BRA) 0-3 PEK Karolina (POL)

Match Summary		Match	Game 1	Game 2	Game 3	Game 4	Game 5
RODRIGUES Jane	BRA	0	5	7	6		
PEK Karolina	POL	3	11	11	11		
Duration		15min	4min	5min	4min		

Team Match No : TW6-10(12) Table : 8 Umpires : COCHRANE David (GBR) KRMEJ Milana (SLO)

Player Statistics	RODRIGUES Jane (BRA)						PEK Karolina (POL)					
	Game					Match	Game					Match
	1	2	3	4	5		1	2	3	4	5	
Points won	5	7	6			18	11	11	11			33
Biggest lead	-	1	-			1	6	4	6			6
Points won on own serve	4	4	3			11	7	7	5			19
Points lost on own serve	4	4	6			14	1	3	3			7
Most consecutive points won	2	2	4			4	4	3	5			5
Greatest deficit overcome	-	-	-			-	-	1	-			1
Handedness/Grip	Right/Shakehand						Left/Shakehand					

Game/Match Statistics	Game					Match
	1	2	3	4	5	
Longest rally (strokes)	8	14	6			14
Average rally	3	5	4			4

Game Progress

1	RODRIGUES Jane (BRA)	*0	1	*1	1	*2	4	*4	5	5
	PEK Karolina (POL)	0	*1	3	*5	6	*6	8	*9	11
2	RODRIGUES Jane (BRA)	0	*1	2	*3	4	*5	6	*6	7
	PEK Karolina (POL)	*0	1	*2	3	*4	5	*6	8	*9
3	RODRIGUES Jane (BRA)	*0	0	*1	2	*2	2	*4	6	*6
	PEK Karolina (POL)	0	*2	3	*4	6	*8	8	*8	10

NOTES

"*" denotes server. The "Greatest deficit overcome" only applies when the player ends up winning the game.

LEGEND

TW Women's Team



Detailed Team Match Results

France (FRA) 0 - 3 People's Republic of China (CHN)

Team Match No : TW6-10(13) Table : 6 Umpires : REID Lynda (GBR) PAYNE Michael (GBR)

Match 1			Match	Game 1	Game 2	Game 3	Game 4	Game 5
A	MAIRIE Claire	FRA	0	3	3	5		
X	FAN Lei	CHN	3	11	11	11		
Duration of Match 1			16min	4min	4min	5min		

Match 2			Match	Game 1	Game 2	Game 3	Game 4	Game 5
B	le MORVAN Audrey	FRA	0	5	1	6		
Y	LEI Lina	CHN	3	11	11	11		
Duration of Match 2			17min	4min	4min	4min		

Match 3			Match	Game 1	Game 2	Game 3	Game 4	Game 5
A	MAIRIE Claire	FRA	0	4	2	4		
Y	LEI Lina	CHN	3	11	11	11		
Duration of Match 3			15min	4min	4min	5min		

Duration of Team Match	55min
------------------------	-------

Player Statistics	France (FRA)					Team Match	People's Republic of China (CHN)					Team Match
	Match						Match					
	1	2	3	4	5		1	2	3	4	5	
Points won	11	12	10			33	33	33			99	
Biggest lead	2	-	1			2	8	10	9		10	
Points won on own serve	5	8	2			15	16	19	14		49	
Points lost on own serve	17	14	19			50	6	4	8		18	
Most consecutive points won	2	3	2			3	8	8	6		8	
Greatest deficit overcome	-	-	-			-	2	-	1		2	

Match/Team Match Statistics	Match					Team Match
	1	2	3	4	5	
Longest rally (strokes)	18	11	10			18
Average rally	4	4	4			4

NOTES
The "Greatest deficit overcome" only applies when the player/pair ends up winning the game.

LEGEND
TW Women's Team



Detailed Team Match Results

France (FRA) **0 - 3** People's Republic of China (CHN)

Match 1: MAIRIE Claire (FRA) **0-3** FAN Lei (CHN)

Match Summary		Match	Game 1	Game 2	Game 3	Game 4	Game 5
MAIRIE Claire	FRA	0	3	3	5		
FAN Lei	CHN	3	11	11	11		
Duration		16min	4min	4min	5min		

Team Match No : TW6-10(13) Table : 6 Umpires : REID Lynda (GBR) PAYNE Michael (GBR)

Player Statistics	MAIRIE Claire (FRA)						FAN Lei (CHN)					
	Game					Match	Game					Match
	1	2	3	4	5		1	2	3	4	5	
Points won	3	3	5			11	11	11	11			33
Biggest lead	2	1	1			2	8	8	6			8
Points won on own serve	1	2	2			5	6	5	5			16
Points lost on own serve	5	6	6			17	2	1	3			6
Most consecutive points won	2	1	1			2	8	5	5			8
Greatest deficit overcome	-	-	-			-	2	1	1			2
Handedness/Grip	Left/Shakehand						Right/Penholder					

Game/Match Statistics	Game					Match
	1	2	3	4	5	
Longest rally (strokes)	6	9	18			18
Average rally	3	4	5			4

Game Progress

1	MAIRIE Claire (FRA)	0	*2	2	*2	2	*2	3	3
	FAN Lei (CHN)	*0	0	*2	4	*6	8	*9	11
2	MAIRIE Claire (FRA)	*0	1	*1	2	*2	2	*3	3
	FAN Lei (CHN)	0	*1	3	*4	6	*8	9	11
3	MAIRIE Claire (FRA)	0	*1	2	*3	3	*3	4	*5
	FAN Lei (CHN)	*0	1	*2	3	*5	7	*8	9

NOTES
 "*" denotes server. The "Greatest deficit overcome" only applies when the player ends up winning the game.

LEGEND
 TW Women's Team



Detailed Team Match Results

France (FRA) **0 - 3** People's Republic of China (CHN)

Match 2: le MORVAN Audrey (FRA) **0-3** LEI Lina (CHN)

Match Summary		Match	Game 1	Game 2	Game 3	Game 4	Game 5
le MORVAN Audrey	FRA	0	5	1	6		
LEI Lina	CHN	3	11	11	11		
Duration		17min	4min	4min	4min		

Team Match No : TW6-10(13) Table : 6 Umpires : REID Lynda (GBR) PAYNE Michael (GBR)

Player Statistics	le MORVAN Audrey (FRA)						LEI Lina (CHN)					
	Game					Match	Game					Match
	1	2	3	4	5		1	2	3	4	5	
Points won	5	1	6			12	11	11	11			33
Biggest lead	-	-	-			-	6	10	6			10
Points won on own serve	3	1	4			8	6	6	7			19
Points lost on own serve	5	5	4			14	2	0	2			4
Most consecutive points won	3	1	2			3	5	8	4			8
Greatest deficit overcome	-	-	-			-	-	-	-			-
Handedness/Grip	Right/Shakehand						Left/Shakehand					

Game/Match Statistics	Game					Match
	1	2	3	4	5	
Longest rally (strokes)	6	11	8			11
Average rally	3	4	4			4

Game Progress

1	le MORVAN Audrey (FRA)	0	*0	0	*1	2	*2	4	*5	5	
	LEI Lina (CHN)	*0	2	*4	5	*6	8	*8	9	11	
2	le MORVAN Audrey (FRA)	*0	0	*0	0	*0	1	1			
	LEI Lina (CHN)	0	*2	4	*6	8	*9	11			
3	le MORVAN Audrey (FRA)	0	*0	2	*2	2	*4	4	*4	6	6
	LEI Lina (CHN)	*0	2	*2	4	*6	6	*8	10	*10	11

NOTES

"*" denotes server. The "Greatest deficit overcome" only applies when the player ends up winning the game.

LEGEND

TW Women's Team



Detailed Team Match Results

France (FRA) **0 - 3** People's Republic of China (CHN)

Match 3:

MAIRIE Claire (FRA) **0-3** LEI Lina (CHN)

Match Summary		Match	Game 1	Game 2	Game 3	Game 4	Game 5
MAIRIE Claire	FRA	0	4	2	4		
LEI Lina	CHN	3	11	11	11		
Duration		15min	4min	4min	5min		

Team Match No : TW6-10(13) Table : 6 Umpires : REID Lynda (GBR) PAYNE Michael (GBR)

Player Statistics	MAIRIE Claire (FRA)						LEI Lina (CHN)					
	Game					Match	Game					Match
	1	2	3	4	5		1	2	3	4	5	
Points won	4	2	4			10	11	11	11			33
Biggest lead	-	-	1			1	7	9	7			9
Points won on own serve	1	0	1			2	5	4	5			14
Points lost on own serve	6	7	6			19	3	2	3			8
Most consecutive points won	1	1	2			2	4	6	5			6
Greatest deficit overcome	-	-	-			-	-	-	1			1
Handedness/Grip	Left/Shakehand						Left/Shakehand					

Game/Match Statistics	Game					Match
	1	2	3	4	5	
Longest rally (strokes)	7	7	10			10
Average rally	4	4	5			4

Game Progress

1	MAIRIE Claire (FRA)	0	*0	0	*1	1	*2	3	*4	4
	LEI Lina (CHN)	*0	2	*4	5	*7	8	*9	10	11
2	MAIRIE Claire (FRA)	*0	0	*1	1	*1	1	*2	2	
	LEI Lina (CHN)	0	*2	3	*5	7	*9	10	11	
3	MAIRIE Claire (FRA)	0	*1	1	*2	3	*3	3	*4	4
	LEI Lina (CHN)	*0	1	*3	4	*5	7	*9	10	11

NOTES

"*" denotes server. The "Greatest deficit overcome" only applies when the player ends up winning the game.

LEGEND

TW Women's Team



Detailed Team Match Results

Turkey (TUR) 3 - 2 Poland (POL)

Team Match No : TW6-10(14) Table : 8 Umpires : SHERRATT Derek (GBR) CLARKE Stan (GBR)

Match 1			Match	Game 1	Game 2	Game 3	Game 4	Game 5
A	KAVAS Neslihan	TUR	3	11	6	14	11	
X	JANKOWSKA Malgorzata	POL	1	8	11	12	9	
Duration of Match 1			23min	4min	4min	7min	5min	

Match 2			Match	Game 1	Game 2	Game 3	Game 4	Game 5
B	ERTIS Umran	TUR	0	8	2	4		
Y	PARTYKA Natalia	POL	3	11	11	11		
Duration of Match 2			15min	5min	3min	4min		

Match 3			Match	Game 1	Game 2	Game 3	Game 4	Game 5
A	KAVAS Neslihan	TUR	0	4	8	5		
Y	PARTYKA Natalia	POL	3	11	11	11		
Duration of Match 3			16min	4min	6min	5min		

Match 4			Match	Game 1	Game 2	Game 3	Game 4	Game 5
B	ERTIS Umran	TUR	3	11	8	11	11	
X	JANKOWSKA Malgorzata	POL	1	8	11	6	8	
Duration of Match 4			22min	4min	5min	4min	5min	

Match 5			Match	Game 1	Game 2	Game 3	Game 4	Game 5
	KAVAS N / ERTIS U	TUR	3	11	11	3	7	15
	JANKOWSKA M / PARTYKA N	POL	2	7	4	11	11	13
Duration of Match 5			35min	5min	4min	4min	5min	10min

Duration of Team Match	2h7min
------------------------	--------

Player Statistics	Turkey (TUR)						Poland (POL)					
	Match					Team Match	Match					Team Match
	1	2	3	4	5		1	2	3	4	5	
Points won	42	14	17	41	47	161	40	33	33	33	46	185
Biggest lead	4	1	3	5	8	8	6	9	7	5	8	9
Points won on own serve	20	8	11	20	22	81	19	17	19	16	22	93
Points lost on own serve	21	16	14	17	24	92	22	6	6	21	25	80
Most consecutive points won	3	2	3	7	8	8	4	8	7	4	7	8
Greatest deficit overcome	1	-	-	4	2	4	-	1	3	-	-	3

Match/Team Match Statistics	Match					Team Match
	1	2	3	4	5	
Longest rally (strokes)	10	6	11	10	12	12
Average rally	4	4	4	4	5	4

NOTES
The "Greatest deficit overcome" only applies when the player/pair ends up winning the game.

LEGEND
TW Women's Team



Detailed Team Match Results

Turkey (TUR) 3 - 2 Poland (POL)

Match 1: **KAVAS Neslihan (TUR)** 3-1 **JANKOWSKA Malgorzata (POL)**

Match Summary		Match	Game 1	Game 2	Game 3	Game 4	Game 5
KAVAS Neslihan	TUR	3	11	6	14	11	
JANKOWSKA Malgorzata	POL	1	8	11	12	9	
Duration		23min	4min	4min	7min	5min	

Team Match No : TW6-10(14) Table : 8 Umpires : SHERRATT Derek (GBR) CLARKE Stan (GBR)

Player Statistics	KAVAS Neslihan (TUR)						JANKOWSKA Malgorzata (POL)					
	Game					Match	Game					Match
	1	2	3	4	5		1	2	3	4	5	
Points won	11	6	14	11		42	8	11	12	9		40
Biggest lead	3	-	4	2		4	1	6	1	1		6
Points won on own serve	6	2	7	5		20	5	4	6	4		19
Points lost on own serve	3	7	6	5		21	5	4	7	6		22
Most consecutive points won	2	2	3	2		3	2	4	4	2		4
Greatest deficit overcome	1	-	1	1		1	-	-	-	-		-
Handedness/Grip	Right/Shakehand						Right/Shakehand					

Game/Match Statistics	Game					Match
	1	2	3	4	5	
Longest rally (strokes)	5	10	8	9		10
Average rally	3	4	4	4		4

Game Progress

1	KAVAS Neslihan (TUR)	0	*1	2	*3	4	*5	6	*7	9	*10	11						
	JANKOWSKA Malgorzata (POL)	*0	1	*2	3	*4	5	*6	7	*7	8	8						
2	KAVAS Neslihan (TUR)	*0	0	*1	2	*2	2	*3	4	*6	6							
	JANKOWSKA Malgorzata (POL)	0	*2	3	*4	6	*8	9	*10	10	11							
3	KAVAS Neslihan (TUR)	0	*1	2	*4	5	*7	7	*8	9	*9	10	*10	11	*11	12	*13	14
	JANKOWSKA Malgorzata (POL)	*0	1	*2	2	*3	3	*5	6	*7	9	*10	11	*11	12	*12	12	12
4	KAVAS Neslihan (TUR)	*0	1	*2	3	*4	5	*6	7	*8	9	11						
	JANKOWSKA Malgorzata (POL)	0	*1	2	*3	4	*5	6	*7	8	*9	9						

NOTES

"*" denotes server. The "Greatest deficit overcome" only applies when the player ends up winning the game.

LEGEND

TW Women's Team



Detailed Team Match Results

Turkey (TUR) 3 - 2 Poland (POL)

Match 2: ERTIS Umrان (TUR) 0-3 PARTYKA Natalia (POL)

Match Summary		Match	Game 1	Game 2	Game 3	Game 4	Game 5
ERTIS Umrان	TUR	0	8	2	4		
PARTYKA Natalia	POL	3	11	11	11		
Duration		15min	5min	3min	4min		

Team Match No : TW6-10(14) Table : 8 Umpires : SHERRATT Derek (GBR) CLARKE Stan (GBR)

Player Statistics	ERTIS Umrان (TUR)						PARTYKA Natalia (POL)					
	Game					Match	Game					Match
	1	2	3	4	5		1	2	3	4	5	
Points won	8	2	4			14	11	11	11			33
Biggest lead	1	-	-			1	4	9	7			9
Points won on own serve	5	1	2			8	6	6	5			17
Points lost on own serve	5	5	6			16	3	1	2			6
Most consecutive points won	2	1	1			2	4	8	5			8
Greatest deficit overcome	-	-	-			-	1	-	-			1
Handedness/Grip	Right/Shakehand						Left/Shakehand					

Game/Match Statistics	Game					Match
	1	2	3	4	5	
Longest rally (strokes)	5	6	6			6
Average rally	3	4	4			4

Game Progress

1	ERTIS Umrان (TUR)	*0	1	*2	3	*4	5	*5	5	*6	8	8
	PARTYKA Natalia (POL)	0	*1	2	*3	4	*5	7	*9	10	*10	11
2	ERTIS Umrان (TUR)	0	*0	1	*2	2	*2	2	2			2
	PARTYKA Natalia (POL)	*0	2	*3	4	*6	8	*10	11			
3	ERTIS Umrان (TUR)	*0	1	*1	1	*2	3	*4	4	4		4
	PARTYKA Natalia (POL)	0	*1	3	*5	6	*7	8	*10	11		

NOTES

"*" denotes server. The "Greatest deficit overcome" only applies when the player ends up winning the game.

LEGEND

TW Women's Team



Detailed Team Match Results

Turkey (TUR) 3 - 2 Poland (POL)

Match 3: KAVAS Neslihan (TUR) 0-3 PARTYKA Natalia (POL)

Match Summary		Match	Game 1	Game 2	Game 3	Game 4	Game 5
KAVAS Neslihan	TUR	0	4	8	5		
PARTYKA Natalia	POL	3	11	11	11		
Duration		16min	4min	6min	5min		

Team Match No : TW6-10(14) Table : 8 Umpires : SHERRATT Derek (GBR) CLARKE Stan (GBR)

Player Statistics	KAVAS Neslihan (TUR)						PARTYKA Natalia (POL)					
	Game					Match	Game					Match
	1	2	3	4	5		1	2	3	4	5	
Points won	4	8	5			17	11	11	11			33
Biggest lead	-	2	3			3	7	3	6			7
Points won on own serve	2	5	4			11	5	7	7			19
Points lost on own serve	6	4	4			14	2	3	1			6
Most consecutive points won	2	3	3			3	4	4	7			7
Greatest deficit overcome	-	-	-			-	-	2	3			3
Handedness/Grip	Right/Shakehand						Left/Shakehand					

Game/Match Statistics	Game					Match
	1	2	3	4	5	
Longest rally (strokes)	11	8	11			11
Average rally	4	4	4			4

Game Progress

1	KAVAS Neslihan (TUR)	*0	0	*1	1	*2	3	*3	4	4		
	PARTYKA Natalia (POL)	0	*2	3	*5	6	*7	9	*10	11		
2	KAVAS Neslihan (TUR)	0	*1	3	*3	4	*5	6	*6	7	*8	8
	PARTYKA Natalia (POL)	*0	1	*1	3	*4	5	*6	8	*9	10	11
3	KAVAS Neslihan (TUR)	*0	2	*3	4	*4	5	*5	5	5		
	PARTYKA Natalia (POL)	0	*0	1	*2	4	*5	7	*9	11		

NOTES

"*" denotes server. The "Greatest deficit overcome" only applies when the player ends up winning the game.

LEGEND

TW Women's Team



Detailed Team Match Results

Turkey (TUR) 3 - 2 Poland (POL)

Match 4: ERTIS Umrان (TUR) 3-1 JANKOWSKA Malgorzata (POL)

Match Summary		Match	Game 1	Game 2	Game 3	Game 4	Game 5
ERTIS Umrان	TUR	3	11	8	11	11	
JANKOWSKA Malgorzata	POL	1	8	11	6	8	
Duration		22min	4min	5min	4min	5min	

Team Match No : TW6-10(14) Table : 8 Umpires : SHERRATT Derek (GBR) CLARKE Stan (GBR)

Player Statistics	ERTIS Umrان (TUR)						JANKOWSKA Malgorzata (POL)					
	Game					Match	Game					Match
	1	2	3	4	5		1	2	3	4	5	
Points won	11	8	11	11		41	8	11	6	8		33
Biggest lead	3	-	5	4		5	4	5	2	1		5
Points won on own serve	4	4	5	7		20	3	5	3	5		16
Points lost on own serve	5	6	3	3		17	7	4	6	4		21
Most consecutive points won	7	3	5	5		7	4	3	2	2		4
Greatest deficit overcome	4	-	2	1		4	-	-	-	-		-
Handedness/Grip	Right/Shakehand						Right/Shakehand					

Game/Match Statistics	Game					Match
	1	2	3	4	5	
Longest rally (strokes)	8	10	7	8		10
Average rally	4	5	4	4		4

Game Progress

1	ERTIS Umrان (TUR)	0	*2	2	*3	4	*4	4	*6	8	*10	11
	JANKOWSKA Malgorzata (POL)	*0	0	*2	3	*4	6	*8	8	*8	8	8
2	ERTIS Umrان (TUR)	*0	0	*1	2	*2	3	*4	5	*7	8	8
	JANKOWSKA Malgorzata (POL)	0	*2	3	*4	6	*7	8	*9	9	*10	11
3	ERTIS Umrان (TUR)	0	*1	1	*3	5	*6	8	*9	10	11	
	JANKOWSKA Malgorzata (POL)	*0	1	*3	3	*3	4	*4	5	*6	6	
4	ERTIS Umrان (TUR)	*0	1	*2	3	*5	7	*7	9	*9	10	11
	JANKOWSKA Malgorzata (POL)	0	*1	2	*3	3	*3	5	*5	7	*8	8

NOTES

"*" denotes server. The "Greatest deficit overcome" only applies when the player ends up winning the game.

LEGEND

TW Women's Team



Detailed Team Match Results

Turkey (TUR) 3 - 2 Poland (POL)

Match 5: **KAVAS Neslihan (TUR)** 3-2 **JANKOWSKA Malgorzata (POL)**
ERTIS Umran **PARTYKA Natalia**

Match Summary		Match	Game 1	Game 2	Game 3	Game 4	Game 5
KAVAS Neslihan / ERTIS U	TUR	3	11	11	3	7	15
JANKOWSKA Malgorzata / PARTYKA N	POL	2	7	4	11	11	13
	Duration	35min	5min	4min	4min	5min	10min

Team Match No : TW6-10(14) Table : 8 Umpires : SHERRATT Derek (GBR) CLARKE Stan (GBR)

Player Statistics	KAVAS N / ERTIS U (TUR)						JANKOWSKA M / PARTYKA N (POL)					
	Game					Match	Game					Match
	1	2	3	4	5		1	2	3	4	5	
Points won	11	11	3	7	15	47	7	4	11	11	13	46
Biggest lead	4	8	-	-	5	8	1	-	8	6	2	8
Points won on own serve	4	5	1	4	8	22	3	1	6	5	7	22
Points lost on own serve	4	3	5	6	6	24	7	6	2	3	7	25
Most consecutive points won	3	8	1	3	4	8	2	2	5	4	7	7
Greatest deficit overcome	1	-	-	-	2	2	-	-	-	-	-	-
Handedness/Grip	Right/Shakehand - Right/Shakehand						Right/Shakehand - Left/Shakehand					

Game/Match Statistics	Game					Match
	1	2	3	4	5	
Longest rally (strokes)	8	11	8	9	12	12
Average rally	4	5	5	6	5	5

Game Progress

1	KAVAS N / ERTIS U (TUR)	0	*-1	2	*-4	5	*-5	6	*-8	9	11								
	JANKOWSKA M / PARTYKA N (POL)	*-0	1	*-2	2	*-3	5	*-6	6	*-7	7								
2	KAVAS N / ERTIS U (TUR)	*-0	1	*-3	5	*-7	9	*-10	10	11									
	JANKOWSKA M / PARTYKA N (POL)	0	*-1	1	*-1	1	*-1	2	*-4	4									
3	KAVAS N / ERTIS U (TUR)	0	*-0	0	*-1	2	*-2	2	3										
	JANKOWSKA M / PARTYKA N (POL)	*-0	2	*-4	5	*-6	8	*-10	11										
4	KAVAS N / ERTIS U (TUR)	*-0	0	*-0	1	*-3	3	*-3	5	*-6	7								
	JANKOWSKA M / PARTYKA N (POL)	0	*-2	4	*-5	5	*-7	9	*-9	10	11								
5	KAVAS N / ERTIS U (TUR)	0	*-2	3	*-4	6	*-7	8	*-8	8	*-8	10	*-11	11	*-11	12	*-13	13	*-14
	JANKOWSKA M / PARTYKA N (POL)	*-0	0	*-1	2	*-2	3	*-4	6	*-8	10	*-10	10	*-11	12	*-12	12	*-13	13
		15																	
		13																	

NOTES

"*-"" denotes first player of pair is server, "-*" denotes second player of pair is server. The "Greatest deficit overcome" only applies when the pair ends up winning the game.

LEGEND

TW Women's Team



Detailed Team Match Results

Poland (POL) 3 - 2 France (FRA)

Team Match No : TW6-10(15) Table : 4 Umpires : TAMURA Nagako (JPN) ATTOOR Satheese (IND)

Match 1			Match	Game 1	Game 2	Game 3	Game 4	Game 5
A	PARTYKA Natalia	POL	3	11	11	11		
X	MAIRIE Claire	FRA	0	4	2	9		
Duration of Match 1			18min	4min	4min	6min		

Match 2			Match	Game 1	Game 2	Game 3	Game 4	Game 5
B	EIGNER Alicja	POL	0	5	5	2		
Y	le MORVAN Audrey	FRA	3	11	11	11		
Duration of Match 2			15min	4min	5min	3min		

Match 3			Match	Game 1	Game 2	Game 3	Game 4	Game 5
A	PARTYKA Natalia	POL	3	11	11	11		
Y	le MORVAN Audrey	FRA	0	9	5	5		
Duration of Match 3			19min	6min	5min	5min		

Match 4			Match	Game 1	Game 2	Game 3	Game 4	Game 5
B	EIGNER Alicja	POL	0	8	5	10		
X	MAIRIE Claire	FRA	3	11	11	12		
Duration of Match 4			18min	6min	4min	6min		

Match 5			Match	Game 1	Game 2	Game 3	Game 4	Game 5
	JANKOWSKA M / PARTYKA N	POL	3	11	11	11		
	MAIRIE C / le MORVAN A	FRA	0	7	3	5		
Duration of Match 5			18min	5min	4min	4min		

Duration of Team Match	1h47min
------------------------	----------------

Player Statistics	Poland (POL)						France (FRA)					
	Match					Team Match	Match					Team Match
	1	2	3	4	5		1	2	3	4	5	
Points won	33	12	33	23	33	134	15	33	19	34	15	116
Biggest lead	9	1	6	4	8	9	2	9	1	6	3	9
Points won on own serve	17	6	17	15	15	70	8	16	10	20	6	60
Points lost on own serve	7	17	9	14	9	56	16	6	16	8	18	64
Most consecutive points won	10	3	4	4	5	10	3	7	2	6	4	7
Greatest deficit overcome	2	-	1	-	3	3	-	1	-	4	-	4

Match/Team Match Statistics	Match					Team Match
	1	2	3	4	5	
Longest rally (strokes)	8	13	10	13	9	13
Average rally	3	4	4	3	4	4

NOTES
The "Greatest deficit overcome" only applies when the player/pair ends up winning the game.

LEGEND
TW Women's Team



Detailed Team Match Results

Poland (POL) 3 - 2 France (FRA)

Match 1: PARTYKA Natalia (POL) 3-0 MAIRIE Claire (FRA)

Match Summary		Match	Game 1	Game 2	Game 3	Game 4	Game 5
PARTYKA Natalia	POL	3	11	11	11		
MAIRIE Claire	FRA	0	4	2	9		
	Duration	18min	4min	4min	6min		

Team Match No : TW6-10(15) Table : 4 Umpires : TAMURA Nagako (JPN) ATTOOR Satheese (IND)

Player Statistics	PARTYKA Natalia (POL)						MAIRIE Claire (FRA)					
	Game					Match	Game					Match
	1	2	3	4	5		1	2	3	4	5	
Points won	11	11	11			33	4	2	9			15
Biggest lead	9	9	3			9	1	1	2			2
Points won on own serve	6	6	5			17	3	1	4			8
Points lost on own serve	1	1	5			7	5	5	6			16
Most consecutive points won	10	9	3			10	3	1	3			3
Greatest deficit overcome	1	1	2			2	-	-	-			-
Handedness/Grip	Left/Shakehand						Left/Shakehand					

Game/Match Statistics	Game					Match
	1	2	3	4	5	
Longest rally (strokes)	4	7	8			8
Average rally	3	3	4			3

Game Progress

1	PARTYKA Natalia (POL)	0	*1	3	*5	7	*9	10	*10	11		
	MAIRIE Claire (FRA)	*0	1	*1	1	*1	1	*2	4	4		
2	PARTYKA Natalia (POL)	*0	1	*3	5	*7	9	*10	11			
	MAIRIE Claire (FRA)	0	*1	1	*1	1	*1	2	2			
3	PARTYKA Natalia (POL)	0	*2	3	*4	4	*5	5	*6	8	*9	11
	MAIRIE Claire (FRA)	*0	0	*1	2	*4	5	*7	8	*8	9	9

NOTES

"*" denotes server. The "Greatest deficit overcome" only applies when the player ends up winning the game.

LEGEND

TW Women's Team



Detailed Team Match Results

Poland (POL) 3 - 2 France (FRA)

Match 2: EIGNER Alicja (POL) 0-3 le MORVAN Audrey (FRA)

Match Summary		Match	Game 1	Game 2	Game 3	Game 4	Game 5
EIGNER Alicja	POL	0	5	5	2		
le MORVAN Audrey	FRA	3	11	11	11		
Duration		15min	4min	5min	3min		

Team Match No : TW6-10(15) Table : 4 Umpires : TAMURA Nagako (JPN) ATTOOR Satheese (IND)

Player Statistics	EIGNER Alicja (POL)						le MORVAN Audrey (FRA)					
	Game					Match	Game					Match
	1	2	3	4	5		1	2	3	4	5	
Points won	5	5	2			12	11	11	11			33
Biggest lead	-	1	-			1	6	6	9			9
Points won on own serve	2	2	2			6	5	5	6			16
Points lost on own serve	6	6	5			17	3	3	0			6
Most consecutive points won	1	3	1			3	4	6	7			7
Greatest deficit overcome	-	-	-			-	-	1	-			1
Handedness/Grip	Left/Shakehand						Right/Shakehand					

Game/Match Statistics	Game					Match
	1	2	3	4	5	
Longest rally (strokes)	9	8	13			13
Average rally	4	4	4			4

Game Progress

1	EIGNER Alicja (POL)	*0	1	*2	2	*3	4	*5	5	5
	le MORVAN Audrey (FRA)	0	*1	2	*4	5	*6	7	*9	11
2	EIGNER Alicja (POL)	0	*0	2	*3	3	*5	5	*5	5
	le MORVAN Audrey (FRA)	*0	2	*2	3	*5	5	*7	9	11
3	EIGNER Alicja (POL)	*0	1	*1	1	*1	2	*2	2	
	le MORVAN Audrey (FRA)	0	*1	3	*5	7	*8	10	11	

NOTES

"*" denotes server. The "Greatest deficit overcome" only applies when the player ends up winning the game.

LEGEND

TW Women's Team



Detailed Team Match Results

Poland (POL) 3 - 2 France (FRA)

Match 3: PARTYKA Natalia (POL) 3-0 le MORVAN Audrey (FRA)

Match Summary		Match	Game 1	Game 2	Game 3	Game 4	Game 5
PARTYKA Natalia	POL	3	11	11	11		
le MORVAN Audrey	FRA	0	9	5	5		
	Duration	19min	6min	5min	5min		

Team Match No : TW6-10(15) Table : 4 Umpires : TAMURA Nagako (JPN) ATTOOR Satheese (IND)

Player Statistics	PARTYKA Natalia (POL)						le MORVAN Audrey (FRA)					
	Game					Match	Game					Match
	1	2	3	4	5		1	2	3	4	5	
Points won	11	11	11			33	9	5	5			19
Biggest lead	3	6	6			6	1	1	1			1
Points won on own serve	5	7	5			17	4	4	2			10
Points lost on own serve	5	1	3			9	6	4	6			16
Most consecutive points won	3	4	4			4	2	1	1			2
Greatest deficit overcome	1	1	1			1	-	-	-			-
Handedness/Grip	Left/Shakehand						Right/Shakehand					

Game/Match Statistics	Game					Match
	1	2	3	4	5	
Longest rally (strokes)	8	10	10			10
Average rally	4	4	4			4

Game Progress

1	PARTYKA Natalia (POL)	*0	1	*3	4	*5	6	*7	8	*9	10	11
	le MORVAN Audrey (FRA)	0	*1	1	*2	3	*4	5	*6	7	*8	9
2	PARTYKA Natalia (POL)	0	*1	2	*3	5	*6	8	*9	11		
	le MORVAN Audrey (FRA)	*0	1	*2	3	*3	4	*4	5	5		
3	PARTYKA Natalia (POL)	*0	1	*2	4	*6	7	*9	10	11		
	le MORVAN Audrey (FRA)	0	*1	2	*2	2	*3	3	*4	5		

NOTES

"*" denotes server. The "Greatest deficit overcome" only applies when the player ends up winning the game.

LEGEND

TW Women's Team



Detailed Team Match Results

Poland (POL) 3 - 2 France (FRA)

Match 4: EIGNER Alicja (POL) 0-3 MAIRIE Claire (FRA)

Match Summary		Match	Game 1	Game 2	Game 3	Game 4	Game 5
EIGNER Alicja	POL	0	8	5	10		
MAIRIE Claire	FRA	3	11	11	12		
Duration		18min	6min	4min	6min		

Team Match No : TW6-10(15) Table : 4 Umpires : TAMURA Nagako (JPN) ATTOOR Satheese (IND)

Player Statistics	EIGNER Alicja (POL)						MAIRIE Claire (FRA)					
	Game					Match	Game					Match
	1	2	3	4	5		1	2	3	4	5	
Points won	8	5	10			23	11	11	12			34
Biggest lead	-	-	4			4	4	6	3			6
Points won on own serve	7	3	5			15	8	6	6			20
Points lost on own serve	3	5	6			14	1	2	5			8
Most consecutive points won	2	4	4			4	3	5	6			6
Greatest deficit overcome	-	-	-			-	-	-	4			4
Handedness/Grip	Left/Shakehand						Left/Shakehand					

Game/Match Statistics	Game					Match
	1	2	3	4	5	
Longest rally (strokes)	6	13	12			13
Average rally	3	4	4			3

Game Progress

1	EIGNER Alicja (POL)	*0	1	*1	2	*3	5	*5	6	*6	8	8		
	MAIRIE Claire (FRA)	0	*1	3	*4	5	*5	7	*8	10	*10	11		
2	EIGNER Alicja (POL)	0	*0	0	*2	4	*4	5	*5	5				
	MAIRIE Claire (FRA)	*0	2	*4	4	*4	6	*7	9	11				
3	EIGNER Alicja (POL)	*0	2	*4	4	*5	6	*6	6	*7	9	*10	10	10
	MAIRIE Claire (FRA)	0	*0	0	*2	3	*4	6	*8	9	*9	10	*11	12

NOTES

"*" denotes server. The "Greatest deficit overcome" only applies when the player ends up winning the game.

LEGEND

TW Women's Team



Detailed Team Match Results

Poland (POL) 3 - 2 France (FRA)

Match 5: **JANKOWSKA Malgorzata (POL)** 3-0 **MAIRIE Claire (FRA)**
PARTYKA Natalia le MORVAN Audrey

Match Summary		Match	Game 1	Game 2	Game 3	Game 4	Game 5
JANKOWSKA Malgorzata / PARTYKA N	POL	3	11	11	11		
MAIRIE Claire / le MORVAN A	FRA	0	7	3	5		
Duration		18min	5min	4min	4min		

Team Match No : TW6-10(15) Table : 4 Umpires : TAMURA Nagako (JPN) ATTOOR Satheese (IND)

Player Statistics	JANKOWSKA M / PARTYKA N (POL)						MAIRIE C / le MORVAN A (FRA)					
	Game					Match	Game					Match
	1	2	3	4	5		1	2	3	4	5	
Points won	11	11	11			33	7	3	5			15
Biggest lead	4	8	6			8	3	-	1			3
Points won on own serve	5	4	6			15	2	1	3			6
Points lost on own serve	5	2	2			9	6	7	5			18
Most consecutive points won	4	5	5			5	4	1	2			4
Greatest deficit overcome	3	-	1			3	-	-	-			-
Handedness/Grip	Right/Shakehand - Left/Shakehand						Left/Shakehand - Right/Shakehand					

Game/Match Statistics	Game					Match
	1	2	3	4	5	
Longest rally (strokes)	9	5	9			9
Average rally	4	4	5			4

Game Progress

1	JANKOWSKA M / PARTYKA N (POL)	*-0	0	*-2	3	*-3	4	*-6	7	*-9	11
	MAIRIE C / le MORVAN A (FRA)	0	*-2	2	*-3	5	*-6	6	*-7	7	7
2	JANKOWSKA M / PARTYKA N (POL)	0	*-1	3	*-5	6	*-8	9	11		
	MAIRIE C / le MORVAN A (FRA)	*-0	1	*-1	1	*-2	2	*-3	3		
3	JANKOWSKA M / PARTYKA N (POL)	*-0	1	*-2	4	*-5	6	*-8	10	11	
	MAIRIE C / le MORVAN A (FRA)	0	*-1	2	*-2	3	*-4	4	*-4	5	

NOTES

"*- " denotes first player of pair is server, "-*" denotes second player of pair is server. The "Greatest deficit overcome" only applies when the pair ends up winning the game.

LEGEND

TW Women's Team



Detailed Team Match Results

People's Republic of China (CHN) 3 - 0 Turkey (TUR)

Team Match No : TW6-10(16) Table : 2 Umpires : GAMAL Abdel Nasser (EGY) WILLIAMS Jackie (GBR)

Match 1			Match	Game 1	Game 2	Game 3	Game 4	Game 5
A	LEI Lina	CHN	3	11	11	11		
X	OCSOY Kubra	TUR	0	4	5	7		
Duration of Match 1			14min	5min	4min	5min		

Match 2			Match	Game 1	Game 2	Game 3	Game 4	Game 5
B	FAN Lei	CHN	3	7	11	11	9	11
Y	KAVAS Neslihan	TUR	2	11	7	5	11	4
Duration of Match 2			30min	5min	5min	4min	6min	5min

Match 3			Match	Game 1	Game 2	Game 3	Game 4	Game 5
A	LEI Lina	CHN	3	11	11	11		
Y	KAVAS Neslihan	TUR	0	7	3	6		
Duration of Match 3			15min	5min	4min	4min		

Duration of Team Match	1h7min
------------------------	--------

Player Statistics	People's Republic of China (CHN)					Turkey (TUR)						
	Match				Team Match	Match				Team Match		
	1	2	3	4		5	1	2	3		4	5
Points won	33	49	33			115	16	38	16			70
Biggest lead	7	7	8			8	1	4	2			4
Points won on own serve	16	27	18			61	9	22	10			41
Points lost on own serve	7	16	6			29	17	22	15			54
Most consecutive points won	6	6	6			6	4	7	3			7
Greatest deficit overcome	1	2	2			2	-	4	-			4

Match/Team Match Statistics	Match					Team Match
	1	2	3	4	5	
Longest rally (strokes)	8	10	9			10
Average rally	4	4	4			4

NOTES
The "Greatest deficit overcome" only applies when the player/pair ends up winning the game.

LEGEND
TW Women's Team



Detailed Team Match Results

People's Republic of China (CHN) **3 - 0** Turkey (TUR)

Match 1: **LEI Lina (CHN) 3-0** OCSOY Kubra (TUR)

Match Summary		Match	Game 1	Game 2	Game 3	Game 4	Game 5
LEI Lina	CHN	3	11	11	11		
OCSOY Kubra	TUR	0	4	5	7		
Duration		14min	5min	4min	5min		

Team Match No : TW6-10(16) Table : 2 Umpires : GAMAL Abdel Nasser (EGY) WILLIAMS Jackie (GBR)

Player Statistics	LEI Lina (CHN)						OCSOY Kubra (TUR)					
	Game					Match	Game					Match
	1	2	3	4	5		1	2	3	4	5	
Points won	11	11	11			33	4	5	7			16
Biggest lead	7	7	7			7	1	1	-			1
Points won on own serve	6	6	4			16	3	3	3			9
Points lost on own serve	1	2	4			7	5	5	7			17
Most consecutive points won	4	5	6			6	1	2	4			4
Greatest deficit overcome	1	1	-			1	-	-	-			-
Handedness/Grip	Left/Shakehand						Left/Shakehand					

Game/Match Statistics	Game					Match
	1	2	3	4	5	
Longest rally (strokes)	8	7	8			8
Average rally	4	4	4			4

Game Progress

1	LEI Lina (CHN)	0	*1	3	*4	5	*7	9	*10	11	
	OCSOY Kubra (TUR)	*0	1	*1	2	*3	3	*3	4	4	
2	LEI Lina (CHN)	*0	1	*3	5	*6	8	*9	10	11	
	OCSOY Kubra (TUR)	0	*1	1	*1	2	*2	3	*4	5	
3	LEI Lina (CHN)	0	*2	3	*4	5	*7	9	*10	10	11
	OCSOY Kubra (TUR)	*0	0	*1	2	*3	3	*3	4	*6	7

NOTES

"*" denotes server. The "Greatest deficit overcome" only applies when the player ends up winning the game.

LEGEND

TW Women's Team



Detailed Team Match Results

People's Republic of China (CHN) 3 - 0 Turkey (TUR)

Match 2: FAN Lei (CHN) 3-2 KAVAS Neslihan (TUR)

Match Summary		Match	Game 1	Game 2	Game 3	Game 4	Game 5
FAN Lei	CHN	3	7	11	11	9	11
KAVAS Neslihan	TUR	2	11	7	5	11	4
	Duration	30min	5min	5min	4min	6min	5min

Team Match No : TW6-10(16) Table : 2 Umpires : GAMAL Abdel Nasser (EGY) WILLIAMS Jackie (GBR)

Player Statistics	FAN Lei (CHN)						KAVAS Neslihan (TUR)					
	Game					Match	Game					Match
	1	2	3	4	5		1	2	3	4	5	
Points won	7	11	11	9	11	49	11	7	5	11	4	38
Biggest lead	3	7	6	4	7	7	4	2	1	2	-	4
Points won on own serve	4	6	6	6	5	27	7	3	3	7	2	22
Points lost on own serve	4	4	2	4	2	16	3	5	5	3	6	22
Most consecutive points won	3	6	4	5	5	6	7	4	1	3	2	7
Greatest deficit overcome	-	2	1	-	-	2	3	-	-	4	-	4
Handedness/Grip	Right/Penholder						Right/Shakehand					

Game/Match Statistics	Game					Match
	1	2	3	4	5	
Longest rally (strokes)	8	9	10	7	7	10
Average rally	4	3	5	3	5	4

Game Progress

1	FAN Lei (CHN)	0	*0	2	*3	5	*6	6	*6	6	7
	KAVAS Neslihan (TUR)	*0	2	*2	3	*3	4	*6	8	*10	11
2	FAN Lei (CHN)	*0	0	*2	4	*5	7	*9	10	*10	11
	KAVAS Neslihan (TUR)	0	*2	2	*2	3	*3	3	*4	6	7
3	FAN Lei (CHN)	0	*1	2	*4	6	*7	8	*9	11	
	KAVAS Neslihan (TUR)	*0	1	*2	2	*2	3	*4	5	5	
4	FAN Lei (CHN)	*0	1	*2	4	*6	7	*7	8	*8	9
	KAVAS Neslihan (TUR)	0	*1	2	*2	2	*3	5	*6	8	*9
5	FAN Lei (CHN)	0	*2	3	*5	7	*8	9	*10	11	
	KAVAS Neslihan (TUR)	*0	0	*1	1	*1	2	*3	4	4	

NOTES

"*" denotes server. The "Greatest deficit overcome" only applies when the player ends up winning the game.

LEGEND

TW Women's Team



Detailed Team Match Results

People's Republic of China (CHN) 3 - 0 Turkey (TUR)

Match 3: LEI Lina (CHN) 3-0 KAVAS Neslihan (TUR)

Match Summary		Match	Game 1	Game 2	Game 3	Game 4	Game 5
LEI Lina	CHN	3	11	11	11		
KAVAS Neslihan	TUR	0	7	3	6		
	Duration	15min	5min	4min	4min		

Team Match No : TW6-10(16) Table : 2 Umpires : GAMAL Abdel Nasser (EGY) WILLIAMS Jackie (GBR)

Player Statistics	LEI Lina (CHN)						KAVAS Neslihan (TUR)					
	Game					Match	Game					Match
	1	2	3	4	5		1	2	3	4	5	
Points won	11	11	11			33	7	3	6			16
Biggest lead	4	8	5			8	-	1	2			2
Points won on own serve	6	7	5			18	5	2	3			10
Points lost on own serve	2	1	3			6	5	4	6			15
Most consecutive points won	3	6	5			6	2	1	3			3
Greatest deficit overcome	-	1	2			2	-	-	-			-
Handedness/Grip	Left/Shakehand						Right/Shakehand					

Game/Match Statistics	Game					Match
	1	2	3	4	5	
Longest rally (strokes)	6	9	8			9
Average rally	3	4	3			4

Game Progress

1	LEI Lina (CHN)	0	*2	3	*4	6	*7	8	*8	10	11
	KAVAS Neslihan (TUR)	*0	0	*1	2	*2	3	*4	6	*6	7
2	LEI Lina (CHN)	*0	1	*2	4	*5	7	*9	11		
	KAVAS Neslihan (TUR)	0	*1	2	*2	3	*3	3	3		
3	LEI Lina (CHN)	0	*0	2	*4	4	*5	7	*9	10	11
	KAVAS Neslihan (TUR)	*0	2	*2	2	*4	5	*5	5	*6	6

NOTES

"*" denotes server. The "Greatest deficit overcome" only applies when the player ends up winning the game.

LEGEND

TW Women's Team



Player Statistics

As of SAT 8 SEP 2012

Players	NPC	Matches				Games				Match Duration	
		Played	Won	Lost	%Won	Played	Won	Lost	%Won	All	Average
ALEXANDRE Bruna	BRA	4	3	1	75%	14	9	5	64%	1h7min	17min
Left/Shakehand		Points Won				Points Lost					
C10		Total	Own Serve:	60	Most Consecutive:	8	Total	Own Serve:	52	Most Consecutive:	11
		120	Opp. Serve:	60	GDO:	4	105	Opp. Serve:	53	GLL:	2
EIGNER Alicja	POL	2	0	2	0%	6	0	6	0%	33min	17min
Left/Shakehand		Points Won				Points Lost					
C6		Total	Own Serve:	21	Most Consecutive:	4	Total	Own Serve:	31	Most Consecutive:	7
		35	Opp. Serve:	14	GDO:	0	67	Opp. Serve:	36	GLL:	4
ERTIS Umran	TUR	4	2	2	50%	15	8	7	53%	1h18min	20min
Right/Shakehand		Points Won				Points Lost					
C10		Total	Own Serve:	66	Most Consecutive:	8	Total	Own Serve:	62	Most Consecutive:	8
		129	Opp. Serve:	63	GDO:	4	125	Opp. Serve:	63	GLL:	1
FAN Lei	CHN	2	2	0	100%	8	6	2	75%	46min	23min
Right/Penholder		Points Won				Points Lost					
C10		Total	Own Serve:	43	Most Consecutive:	8	Total	Own Serve:	22	Most Consecutive:	7
		82	Opp. Serve:	39	GDO:	2	49	Opp. Serve:	27	GLL:	4
GORSHKALEVA Olga	RUS	2	2	0	100%	9	6	3	67%	50min	25min
Right/Shakehand		Points Won				Points Lost					
C9		Total	Own Serve:	41	Most Consecutive:	5	Total	Own Serve:	33	Most Consecutive:	8
		77	Opp. Serve:	36	GDO:	2	71	Opp. Serve:	38	GLL:	0
JANKOWSKA Malgorzata	POL	2	0	2	0%	8	2	6	25%	45min	23min
Right/Shakehand		Points Won				Points Lost					
C9		Total	Own Serve:	35	Most Consecutive:	4	Total	Own Serve:	43	Most Consecutive:	7
		73	Opp. Serve:	38	GDO:	0	83	Opp. Serve:	40	GLL:	4
KAVAS Neslihan	TUR	6	2	4	33%	22	9	13	41%	1h59min	20min
Right/Shakehand		Points Won				Points Lost					
C9		Total	Own Serve:	96	Most Consecutive:	8	Total	Own Serve:	98	Most Consecutive:	7
		176	Opp. Serve:	80	GDO:	4	211	Opp. Serve:	113	GLL:	3
KHODZYNSKA Antonina	UKR	4	1	3	25%	13	4	9	31%	1h2min	16min
Right/Shakehand		Points Won				Points Lost					
C6		Total	Own Serve:	37	Most Consecutive:	6	Total	Own Serve:	71	Most Consecutive:	9
		84	Opp. Serve:	47	GDO:	3	135	Opp. Serve:	64	GLL:	2
KLYMENKO Yuliya	UKR	1	0	1	0%	3	0	3	0%	11min	11min
Left/Shakehand		Points Won				Points Lost					
C6		Total	Own Serve:	6	Most Consecutive:	3	Total	Own Serve:	15	Most Consecutive:	11
		10	Opp. Serve:	4	GDO:	0	33	Opp. Serve:	18	GLL:	1
le MORVAN Audrey	FRA	5	2	3	40%	17	8	9	47%	1h32min	18min
Right/Shakehand		Points Won				Points Lost					
C10		Total	Own Serve:	69	Most Consecutive:	11	Total	Own Serve:	66	Most Consecutive:	8
		138	Opp. Serve:	69	GDO:	4	136	Opp. Serve:	70	GLL:	2

LEGEND	GDO Greatest deficit overcome	GLL Greatest lead lost	Opp. Opponent's
---------------	--------------------------------------	-------------------------------	------------------------



Player Statistics

As of SAT 8 SEP 2012

Players	NPC	Matches				Games				Match Duration	
		Played	Won	Lost	%Won	Played	Won	Lost	%Won	All	Average
LEI Lina	CHN	4	4	0	100%	12	12	0	100%	1h1min	15min
Left/Shakehand		Points Won				Points Lost					
C9		Total	Own Serve:	67	Most Consecutive:	8	Total	Own Serve:	25	Most Consecutive:	4
		132	Opp. Serve:	65	GDO:	2	54	Opp. Serve:	29	GLL:	0
LIU Meili	CHN	1	1	0	100%	3	3	0	100%	11min	11min
Right/Shakehand		Points Won				Points Lost					
C9		Total	Own Serve:	17	Most Consecutive:	9	Total	Own Serve:	5	Most Consecutive:	1
		33	Opp. Serve:	16	GDO:	1	10	Opp. Serve:	5	GLL:	0
MAGHRABY Angham	EGY	2	1	1	50%	8	4	4	50%	42min	21min
Right/Shakehand		Points Won				Points Lost					
C10		Total	Own Serve:	31	Most Consecutive:	6	Total	Own Serve:	43	Most Consecutive:	5
		73	Opp. Serve:	42	GDO:	2	74	Opp. Serve:	31	GLL:	2
MAHMOUD Faiza	EGY	2	0	2	0%	6	0	6	0%	35min	18min
Right/Shakehand		Points Won				Points Lost					
C7		Total	Own Serve:	18	Most Consecutive:	7	Total	Own Serve:	38	Most Consecutive:	10
		45	Opp. Serve:	27	GDO:	0	68	Opp. Serve:	30	GLL:	3
MAIRIE Claire	FRA	6	2	4	33%	18	6	12	33%	1h38min	16min
Left/Shakehand		Points Won				Points Lost					
C9		Total	Own Serve:	58	Most Consecutive:	8	Total	Own Serve:	84	Most Consecutive:	10
		116	Opp. Serve:	58	GDO:	4	171	Opp. Serve:	87	GLL:	2
McDONNELL Rebecca	AUS	2	0	2	0%	6	0	6	0%	27min	14min
Left/Shakehand		Points Won				Points Lost					
C6		Total	Own Serve:	12	Most Consecutive:	2	Total	Own Serve:	32	Most Consecutive:	11
		23	Opp. Serve:	11	GDO:	0	66	Opp. Serve:	34	GLL:	2
OCSOY Kubra	TUR	1	0	1	0%	3	0	3	0%	14min	14min
Left/Shakehand		Points Won				Points Lost					
C7		Total	Own Serve:	9	Most Consecutive:	4	Total	Own Serve:	17	Most Consecutive:	6
		16	Opp. Serve:	7	GDO:	0	33	Opp. Serve:	16	GLL:	1
OVSYANNIKOVA Yulia	RUS	2	0	2	0%	6	0	6	0%	26min	13min
Left/Shakehand		Points Won				Points Lost					
C7		Total	Own Serve:	19	Most Consecutive:	3	Total	Own Serve:	33	Most Consecutive:	8
		38	Opp. Serve:	19	GDO:	0	66	Opp. Serve:	33	GLL:	3
PARTYKA Natalia	POL	6	6	0	100%	18	18	0	100%	1h32min	15min
Left/Shakehand		Points Won				Points Lost					
C10		Total	Own Serve:	105	Most Consecutive:	11	Total	Own Serve:	33	Most Consecutive:	3
		198	Opp. Serve:	93	GDO:	3	80	Opp. Serve:	47	GLL:	0
PEK Karolina	POL	2	1	1	50%	7	4	3	57%	40min	20min
Left/Shakehand		Points Won				Points Lost					
C9		Total	Own Serve:	32	Most Consecutive:	7	Total	Own Serve:	32	Most Consecutive:	6
		66	Opp. Serve:	34	GDO:	2	59	Opp. Serve:	27	GLL:	4

LEGEND	GDO Greatest deficit overcome	GLL Greatest lead lost	Opp. Opponent's
---------------	--------------------------------------	-------------------------------	------------------------



Player Statistics

As of SAT 8 SEP 2012

Players	NPC	Matches				Games				Match Duration	
		Played	Won	Lost	%Won	Played	Won	Lost	%Won	All	Average
RODRIGUES Jane	BRA	4	0	4	0%	15	3	12	20%	1h25min	21min
Right/Shakehand C8		Points Won				Points Lost					
		Total	Own Serve:	62	Most Consecutive:	6	Total	Own Serve:	72	Most Consecutive:	8
		114	Opp. Serve:	52	GDO:	2	156	Opp. Serve:	84	GLL:	3
SAFONOVA Viktoriia	UKR	2	2	0	100%	7	6	1	86%	37min	19min
Left/Shakehand C7		Points Won				Points Lost					
		Total	Own Serve:	33	Most Consecutive:	10	Total	Own Serve:	31	Most Consecutive:	6
		76	Opp. Serve:	43	GDO:	3	49	Opp. Serve:	18	GLL:	1
SCHRIJVER Wendy	NED	2	1	1	50%	8	3	5	38%	47min	24min
Right/Shakehand C7		Points Won				Points Lost					
		Total	Own Serve:	32	Most Consecutive:	6	Total	Own Serve:	40	Most Consecutive:	6
		62	Opp. Serve:	30	GDO:	2	81	Opp. Serve:	41	GLL:	3
TAPPER Melissa	AUS	2	2	0	100%	8	6	2	75%	45min	23min
Left/Shakehand C10		Points Won				Points Lost					
		Total	Own Serve:	41	Most Consecutive:	8	Total	Own Serve:	30	Most Consecutive:	5
		84	Opp. Serve:	43	GDO:	2	54	Opp. Serve:	24	GLL:	4
van ZON Kelly	NED	2	1	1	50%	8	4	4	50%	41min	21min
Right/Shakehand C7		Points Won				Points Lost					
		Total	Own Serve:	38	Most Consecutive:	4	Total	Own Serve:	35	Most Consecutive:	8
		67	Opp. Serve:	29	GDO:	3	79	Opp. Serve:	44	GLL:	2
YANG Qian	CHN	2	2	0	100%	6	6	0	100%	22min	11min
Right/Shakehand C10		Points Won				Points Lost					
		Total	Own Serve:	34	Most Consecutive:	11	Total	Own Serve:	8	Most Consecutive:	3
		66	Opp. Serve:	32	GDO:	1	18	Opp. Serve:	10	GLL:	0

NOTES
The "Greatest deficit overcome" only applies when the player ends up winning the game and "Greatest lead lost" only when losing.

LEGEND
GDO Greatest deficit overcome **GLL** Greatest lead lost **Opp.** Opponent's



Tournament Statistics

As of SAT 8 SEP 2012

Statistics	First Round	Quarterfinals	Semifinals	Finals	Total
Team Matches					
Total	2	4	2	2	10
Match Margin: 3:0		1 25%	1 50%	1 50%	3 30%
3:1	1 50%	1 25%			2 20%
3:2	1 50%	2 50%	1 50%	1 50%	5 50%
Invalid Results Mark					
Duration: Total	3h19min	5h28min	3h2min	2h54min	14h43min
Longest	1h51min	1h49min	2h7min	1h47min	2h7min
Shortest	1h28min	39min	55min	1h7min	39min
Average	1h40min	1h22min	1h31min	1h27min	1h28min
Matches					
Total	9	17	8	8	42
Game Margin: 3:0	4 44%	12 71%	5 63%	7 88%	28 67%
3:1	4 44%	3 18%	2 25%		9 21%
3:2	1 11%	2 12%	1 13%	1 13%	5 12%
Invalid Results Mark					
Duration: Total	3h1min	4h44min	2h39min	2h27min	12h51min
Longest	34min	30min	35min	30min	35min
Shortest	13min	11min	15min	14min	11min
Average	20min	17min	20min	18min	18min
Games					
Total	33	58	28	26	145
Point Margin 11		2 3%			2 1%
10	1 3%	2 3%	1 4%		4 3%
9	1 3%	7 12%	2 7%	2 8%	12 8%
8	2 6%	6 10%	3 11%	2 8%	13 9%
7	1 3%	7 12%	5 18%	3 12%	16 11%
6	3 9%	9 16%	3 11%	8 31%	23 16%
5	4 12%	8 14%	3 11%	1 4%	16 11%
4	6 18%	5 9%	2 7%	5 19%	18 12%
3	6 18%	6 10%	6 21%	1 4%	19 13%
2	9 27%	6 10%	3 11%	4 15%	22 15%
Invalid Results Mark					
Duration: Total	2h29min	4h1min	2h11min	2h3min	10h44min
Longest	7min	6min	10min	6min	10min
Shortest	3min	2min	3min	3min	2min
Average	5min	4min	5min	5min	4min
Points					
Total	598	932	478	435	2443
per game	18.12	16.07	17.07	16.73	16.85
Most consecutive won	10	11	8	10	11
Greatest deficit overcome	3	4	4	4	4
Longest rally	21	21	18	13	21
Average rally	4	4	4	4	4

NOTES

The "Greatest deficit overcome" only applies when the player/pair ends up winning the game.