



London Organising Committee of the  
Olympic Games and Paralympic Games Limited



Official results book  
**Athletics**  
31 August – 9 September





## Medal Standings

As of 9 SEP 2012

After 170 of 170 Events

Rank	NPC	Men				Women				Total				Rank by Total
		G	S	B	Total	G	S	B	Total	G	S	B	Total	
1	CHN - People's Republic of China	16	13	13	42	17	16	11	44	33	29	24	86	1
2	RUS - Russian Federation	12	7	3	22	7	5	2	14	19	12	5	36	2
3	GBR - Great Britain	8	3	7	18	3	4	4	11	11	7	11	29	3
4	USA - United States of America	5	5	5	15	4	1	8	13	9	6	13	28	4
5	TUN - Tunisia	6	2	3	11	3	3	2	8	9	5	5	19	7
6	UKR - Ukraine	6	2	3	11	2	5	4	11	8	7	7	22	6
7	BRA - Brazil	4	6	2	12	3	2	1	6	7	8	3	18	=8
8	CUB - Cuba	2	4		6	5			5	7	4		11	15
9	POL - Poland	2	5	4	11	4	2	1	7	6	7	5	18	=8
10	AUS - Australia	4	4	7	15	1	5	6	12	5	9	13	27	5
11	IRI - Islamic Republic of Iran	5	5	3	13					5	5	3	13	=13
12	GER - Germany	3	1	3	7	2	2	7	11	5	3	10	18	=8
13	RSA - South Africa	3	5	5	13	1	2	1	4	4	7	6	17	11
14	ALG - Algeria	3	3	6	12	1	3		4	4	6	6	16	12
15	FRA - France		3	3	6	4	1	2	7	4	4	5	13	=13
16	IRL - Ireland	4			4		1	1	2	4	1	1	6	=20
17	ESP - Spain	3	1		4		1		1	3	2		5	=24
18	MAR - Morocco	2		2	4	1		1	2	3		3	6	=20
19	ITA - Italy		1		1	2	2	1	5	2	3	1	6	=20
20	MEX - Mexico	1	2	4	7	1		1	2	2	2	5	9	=16
21	KEN - Kenya	2	2	2	6					2	2	2	6	=20
22	SRB - Serbia	1	1		2	1			1	2	1		3	=31
23	AUT - Austria	2		2	4			1	1	2		3	5	=24
24	FIN - Finland	2			2			1	1	2		1	3	=31
25	CAN - Canada		4	1	5	1	1	2	4	1	5	3	9	=16
26	NED - Netherlands		1	1	2	1	3	1	5	1	4	2	7	=18
26	SUI - Switzerland		2		2	1	2	2	5	1	4	2	7	=18
28	AZE - Azerbaijan	1	1	2	4					1	1	2	4	=27
29	BEL - Belgium			1	1	1	1		2	1	1	1	3	=31
30	LAT - Latvia	1	1		2					1	1		2	=38
30	NAM - Namibia					1	1		2	1	1		2	=38
32	ANG - Angola	1		1	2					1		1	2	=38
32	DEN - Denmark	1		1	2					1		1	2	=38
34	CHI - Chile	1			1					1			1	=45
34	FIJ - Fiji	1			1					1			1	=45
34	JAM - Jamaica	1			1					1			1	=45
37	JPN - Japan		3	1	4						3	1	4	=27
38	CRO - Croatia		2	1	3			1	1		2	2	4	=27
38	THA - Thailand		2	2	4						2	2	4	=27
40	BUL - Bulgaria			1	1		2		2		2	1	3	=31
40	CZE - Czech Republic		2		2			1	1		2	1	3	=31
40	KOR - Republic of Korea			1	1		2		2		2	1	3	=31
43	GRE - Greece		1	2	3			2	2		1	4	5	=24
44	EGY - Egypt		1	2	3						1	2	3	=31
45	IRQ - Iraq		1	1	2						1	1	2	=38
45	UAE - United Arab Emirates		1	1	2						1	1	2	=38
47	COL - Colombia		1		1						1		1	=45
47	ETH - Ethiopia		1		1						1		1	=45
47	HKG - Hong Kong, China		1		1						1		1	=45
47	IND - India		1		1						1		1	=45
47	KSA - Saudi Arabia		1		1						1		1	=45
47	SWE - Sweden		1		1						1		1	=45
53	BLR - Belarus			1	1			1	1			2	2	=38
54	ARG - Argentina			1	1							1	1	=45
54	HUN - Hungary							1	1			1	1	=45
54	MAS - Malaysia			1	1							1	1	=45
54	NGR - Nigeria							1	1			1	1	=45
54	NOR - Norway			1	1							1	1	=45
54	POR - Portugal			1	1							1	1	=45



## Medal Standings

As of 9 SEP 2012

Rank	NPC	Men				Women				Total				Rank by Total
		G	S	B	Total	G	S	B	Total	G	S	B	Total	
54	SRI - Sri Lanka			1	1							1	1	=45
54	VEN - Venezuela			1	1							1	1	=45
	<b>Total</b>	<b>103</b>	<b>103</b>	<b>103</b>	<b>309</b>	<b>67</b>	<b>67</b>	<b>67</b>	<b>201</b>	<b>170</b>	<b>170</b>	<b>170</b>	<b>510</b>	

### LEGEND


= Equal sign indicates that two or more NPC share the same rank by total

**G** Gold

**S** Silver

**Tot** Total

**B** Bronze



## Medallists by Event

As of 9 SEP 2012


After 170 of 170 Events

Event Name	Date	Medal	Name	NPC Code
Men's 200m — T37	31 AUG 2012	GOLD	KAPRANOV Roman	RUS
		SILVER	SHANG Guangxu	CHN
		BRONZE	MONTEROLA Omar	VEN
Men's Long Jump — F42/44	31 AUG 2012	GOLD	REHM Markus	GER
		SILVER	CZYZ Wojtek	GER
		BRONZE	JORGENSEN Daniel	DEN
Men's Shot Put — F42/44	31 AUG 2012	GOLD	CHRISTIANSEN Jackie	DEN
		SILVER	KRALJ Darko	CRO
		BRONZE	DAVIES Aled	GBR
Men's Shot Put — F52/53	31 AUG 2012	GOLD	APINIS Aigars	LAT
		SILVER	MAXIMO de JESUS Mauro	MEX
		BRONZE	SEVERN Scot	USA
Men's Discus Throw — F57/58	31 AUG 2012	GOLD	ASHAPATOV Alexey	RUS
		SILVER	POHLMANN Rostislav	CZE
		BRONZE	ABOUELKHIR Metawa	EGY
Men's Club Throw — F31/32/51	31 AUG 2012	GOLD	DIMITRIJEVIC Zeljko	SRB
		SILVER	BELES Radim	CZE
		BRONZE	BAHLAZ Lahouari	ALG
Women's 100m — T34	31 AUG 2012	GOLD	COCKROFT Hannah	GBR
		SILVER	SIEMONS Amy	NED
		BRONZE	LITTLE Rosemary	AUS
Women's 200m — T35	31 AUG 2012	GOLD	LIU Ping	CHN
		SILVER	CORSO Oxana	ITA
		BRONZE	McLACHLAN Virginia	CAN
Women's Long Jump — F37/38	31 AUG 2012	GOLD	GONCHAROVA Margarita	RUS
		SILVER	STRYZHAK Inna	UKR
		BRONZE	CAO Yuanhang	CHN
Women's Discus Throw — F35/36	31 AUG 2012	GOLD	WU Qing	CHN
		SILVER	POMAZAN Mariia	UKR
		BRONZE	PROUDFOOT Katherine	AUS
Women's Discus Throw — F40	31 AUG 2012	GOLD	EL GARRAA Najat	MAR
		SILVER	TLILI Raoua	TUN
		BRONZE	MENG Genjimsu	CHN
Men's 100m — T13	1 SEP 2012	GOLD	SMYTH Jason	IRL
		SILVER	GUTIERREZ Luis Felipe	CUB
		BRONZE	NTUTU Jonathan	RSA
Men's 100m — T35	1 SEP 2012	GOLD	TSARUK Iurii	UKR
		SILVER	MOKGALAGADI Teboho	RSA
		BRONZE	FU Xinhao	CHN
Men's 100m — T38	1 SEP 2012	GOLD	O'HANLON Evan	AUS
		SILVER	BUIS Dyan	RSA
		BRONZE	ZHOU Wenjun	CHN
Men's 200m — T42	1 SEP 2012	GOLD	WHITEHEAD Richard	GBR
		SILVER	VANCE Shaquille	USA
		BRONZE	POPOW Heinrich	GER
Men's 800m — T37	1 SEP 2012	GOLD	McKILLOP Michael	IRL
		SILVER	CHARMI Mohamed	TUN
		BRONZE	SCOTT Brad	AUS
Men's Long Jump — F13	1 SEP 2012	GOLD	GUTIERREZ Luis Felipe	CUB
		SILVER	JIMENEZ CABEZA Angel	CUB
		BRONZE	ZLATANOV Radoslav	BUL
Men's Triple Jump — F46	1 SEP 2012	GOLD	LIU Fuliang	CHN
		SILVER	ASSOUMANI Arnaud	FRA
		BRONZE	SUBOTA Aliaksandr	BLR
Men's Shot Put — F54/55/56	1 SEP 2012	GOLD	BAGHERI JEDDI Jalil	IRI
		SILVER	KOZUN Karol	POL
		BRONZE	WOMACK Robin	GBR



As of SUN 9 SEP 2012

## Athletics



### Medallists by Event


As of 9 SEP 2012

Event Name	Date	Medal	Name	NPC Code
Men's Javelin Throw — F33/34	1 SEP 2012	GOLD	KAEDI Mohsen	IRI
		SILVER	WANG Yanzhang	CHN
		BRONZE	KARDJENA Kamel	ALG
Women's 100m — T38	1 SEP 2012	GOLD	GONCHAROVA Margarita	RUS
		SILVER	CHEN Junfei	CHN
		BRONZE	STRYZHAK Inna	UKR
Women's 200m — T36	1 SEP 2012	GOLD	IVANOVA Elena	RUS
		SILVER	JEON Min Jae	KOR
		BRONZE	NICOLEITZIK Claudia	GER
Women's 200m — T46	1 SEP 2012	GOLD	CASTILLO Yunidis	CUB
		SILVER	FIODOROW Alicja	POL
		BRONZE	LIEBENBERG Anrune	RSA
Women's 200m — T52	1 SEP 2012	GOLD	STILWELL Michelle	CAN
		SILVER	VERVOORT Marieke	BEL
		BRONZE	MORGAN Kerry	USA
Women's Shot Put — F54/55/56	1 SEP 2012	GOLD	YANG Liwan	CHN
		SILVER	BUGGENHAGEN Marianne	GER
		BRONZE	MADSEN Angela	USA
Women's Discus Throw — F11/12	1 SEP 2012	GOLD	ZHANG Liangmin	CHN
		SILVER	TANG Hongxia	CHN
		BRONZE	WILLIAMS Claire	GBR
Women's Javelin Throw — F46	1 SEP 2012	GOLD	PIEKART Katarzyna	POL
		SILVER	GUDKOVA Nataliya	RUS
		BRONZE	HOGAN Madeleine	AUS
Women's Club Throw — F31/32/51	1 SEP 2012	GOLD	IBRAHMI Maroua	TUN
		SILVER	GASMI Mounia	ALG
		BRONZE	PRESCOTT Gemma	GBR
Men's 100m — T36	2 SEP 2012	GOLD	SHVETCOV Evgenii	RUS
		SILVER	BALLARD Graeme	GBR
		BRONZE	PAVLYK Roman	UKR
Men's 100m — T52	2 SEP 2012	GOLD	MARTIN Raymond	USA
		SILVER	HERNANDEZ MONDRAGON Salvador	MEX
		BRONZE	NITZ Paul	USA
Men's 100m — T54	2 SEP 2012	GOLD	TAHTI Leo Pekka	FIN
		SILVER	LIU Yang	CHN
		BRONZE	KONJEN Saichon	THA
Men's 200m — T44	2 SEP 2012	GOLD	OLIVEIRA Alan Fonteles Cardoso	BRA
		SILVER	PISTORIUS Oscar	RSA
		BRONZE	LEEPER Blake	USA
Men's 200m — T46	2 SEP 2012	GOLD	NASCIMENTO Yohansson	BRA
		SILVER	GONZALEZ ISIDORIA Raciél	CUB
		BRONZE	PATMORE Simon	AUS
Men's 400m — T13	2 SEP 2012	GOLD	LABZIN Alexey	RUS
		SILVER	ZVEREV Alexander	RUS
		BRONZE	AMGUOUN Mohamed	MAR
Men's 400m — T53	2 SEP 2012	GOLD	LI Huzhao	CHN
		SILVER	LAKATOS Brent	CAN
		BRONZE	COLMAN Richard	AUS
Men's 5000m — T54	2 SEP 2012	GOLD	WEIR David	GBR
		SILVER	FEARNLEY Kurt	AUS
		BRONZE	CASOLI Julien	FRA
Men's Discus Throw — F11	2 SEP 2012	GOLD	CASINO David	ESP
		SILVER	LISHCHYNSKYI Vasyl	UKR
		BRONZE	MARINKOVIC Bil	AUT
Men's Discus Throw — F42	2 SEP 2012	GOLD	DAVIES Aled	GBR
		SILVER	KARAM ZADEH Mehrdad	IRI
		BRONZE	WANG Lezheng	CHN



As of SUN 9 SEP 2012


## Athletics



### Medallists by Event

As of 9 SEP 2012


Event Name	Date	Medal	Name	NPC Code
Men's Javelin Throw — F44	2 SEP 2012	GOLD	GAO Mingjie	CHN
		SILVER	FALELAVAKI Tony	FRA
		BRONZE	HERTOG Ronald	NED
Women's 100m — T12	2 SEP 2012	GOLD	ZHOU Guohua	CHN
		SILVER	CLEGG Libby	GBR
		BRONZE	BOTURCHUK Oxana	UKR
Women's 100m — T37	2 SEP 2012	GOLD	FRANCOIS-ELIE Mandy	FRA
		SILVER	BENSON Johanna	NAM
		BRONZE	BAHI Neda	TUN
Women's 100m — T44	2 SEP 2012	GOLD	Ie FUR Marie-Amelie	FRA
		SILVER	van RHIJN Marlou	NED
		BRONZE	HOLMES April	USA
Women's 100m — T53	2 SEP 2012	GOLD	HUANG Lisha	CHN
		SILVER	ZHOU Hongzhuan	CHN
		BRONZE	BALLARD Angela	AUS
Women's 200m — T11	2 SEP 2012	GOLD	GUILHERMINA Terezinha	BRA
		SILVER	SANTOS Jerusa Geber	BRA
		BRONZE	JIA Juntingxian	CHN
Women's 5000m — T54	2 SEP 2012	GOLD	WOLF Edith	SUI
		SILVER	REILLY Shirley	USA
		BRONZE	DAWES Christie	AUS
Women's Long Jump — F42/44	2 SEP 2012	GOLD	CARTWRIGHT Kelly	AUS
		SILVER	REID Stef	GBR
		BRONZE	Ie FUR Marie-Amelie	FRA
Women's Long Jump — F46	2 SEP 2012	GOLD	RODOMAKINA Nikol	RUS
		SILVER	BEATTIE Carlee	AUS
		BRONZE	OUYANG Jingling	CHN
Women's Shot Put — F35/36	2 SEP 2012	GOLD	POMAZAN Mariia	UKR
		SILVER	WANG Jun	CHN
		BRONZE	WU Qing	CHN
Women's Javelin Throw — F12/13	2 SEP 2012	GOLD	DRAGIC Tanja	SRB
		SILVER	SOROKINA Anna	RUS
		BRONZE	EDER Natalija	AUT
Men's 100m — T51	3 SEP 2012	GOLD	PIISPANEN Toni	FIN
		SILVER	de VIDI Alvise	ITA
		BRONZE	BERRAHAL Mohamed	ALG
Men's 100m — T53	3 SEP 2012	GOLD	BUSHELL Mickey	GBR
		SILVER	ZHAO Yufei	CHN
		BRONZE	YU Shiran	CHN
Men's 400m — T38	3 SEP 2012	GOLD	CHIDA Mohamed Farhat	TUN
		SILVER	ZHOU Wenjun	CHN
		BRONZE	SEKAILWE Union	RSA
Men's 400m — T52	3 SEP 2012	GOLD	MARTIN Raymond	USA
		SILVER	ITO Tomoya	JPN
		BRONZE	GEIERSPICHLER Thomas	AUT
Men's 1500m — T11	3 SEP 2012	GOLD	KIMANI Samwel Mushai	KEN
		SILVER	SANTOS Odair	BRA
		BRONZE	DUNKERLEY Jason Joseph	CAN
Men's 1500m — T37	3 SEP 2012	GOLD	McKILLOP Michael	IRL
		SILVER	SCOTT Brad	AUS
		BRONZE	CHARMI Mohamed	TUN
Men's 5000m — T12	3 SEP 2012	GOLD	CHENTOUF El Amin	MAR
		SILVER	ZHIOU Abderrahim	TUN
		BRONZE	KIRWA Henry	KEN
Men's High Jump — F42	3 SEP 2012	GOLD	DELANA Iliesa	FIJ
		SILVER	HOSANAGARA NAGARAJEGOWDA Girisha	IND
		BRONZE	MAMCZARZ Lukasz	POL



## Medallists by Event

As of 9 SEP 2012

Event Name	Date	Medal	Name	NPC Code
Men's Long Jump — F46	3 SEP 2012	GOLD	LIU Fuliang	CHN
		SILVER	ASSOUMANI Arnaud	FRA
		BRONZE	HASANOV Huseyn	AZE
Men's Shot Put — F11/12	3 SEP 2012	GOLD	HOLIVETS Andrii	UKR
		SILVER	ANDRYUSHCHENKO Vladimir	RUS
		BRONZE	SHORT Russell	AUS
Men's Discus Throw — F35/36	3 SEP 2012	GOLD	DIETZ Sebastian Ernst Klaus	GER
		SILVER	PASHKOV Oleksii	UKR
		BRONZE	WANG Wenbo	CHN
Women's 400m — T13	3 SEP 2012	GOLD	DURAND Omara	CUB
		SILVER	BOUSAID Somaya	TUN
		BRONZE	DIMOGLOU Alexandra	GRE
Women's 400m — T54	3 SEP 2012	GOLD	McFADDEN Tatyana	USA
		SILVER	DONG Hongjiao	CHN
		BRONZE	WOLF Edith	SUI
Women's Long Jump — F20	3 SEP 2012	GOLD	KUCHARCZYK Karolina	POL
		SILVER	ZHUKOVA Krestina	RUS
		BRONZE	RISTOSKI Mikela	CRO
Women's Shot Put — F42/44	3 SEP 2012	GOLD	YAO Juan	CHN
		SILVER	YANG Yue	CHN
		BRONZE	FLOETH Michaela	GER
Women's Javelin Throw — F52/53/33/34	3 SEP 2012	GOLD	KOBER Birgit	GER
		SILVER	BRAEMER-SKOWRONEK Marie	GER
		BRONZE	HUOVINEN Marjaana	FIN
Men's 100m — T12	4 SEP 2012	GOLD	TRIKOLICH Fedor	RUS
		SILVER	MICHALSKI Mateusz	POL
		BRONZE	LI Yansong	CHN
Men's 200m — T11	4 SEP 2012	GOLD	GOMES Felipe	BRA
		SILVER	SILVA Daniel	BRA
		BRONZE	ARMANDO Jose Sayovo	ANG
Men's 200m — T34	4 SEP 2012	GOLD	KTILA Walid	TUN
		SILVER	HAMMADI Mohamed	UAE
		BRONZE	McCRACKEN Rheed	AUS
Men's 400m — T36	4 SEP 2012	GOLD	SHVETCOV Evgenii	RUS
		SILVER	BLAKE Paul	GBR
		BRONZE	PAVLYK Roman	UKR
Men's 400m — T46	4 SEP 2012	GOLD	MATZINGER Gunther	AUT
		SILVER	NASCIMENTO Yohansson	BRA
		BRONZE	UGGL DENA PATHIRANNEHELAG P	SRI
Men's 1500m — T13	4 SEP 2012	GOLD	ZHIYOU Abderrahim	TUN
		SILVER	KORIR David	KEN
		BRONZE	DEVINE David	GBR
Men's 1500m — T20	4 SEP 2012	GOLD	NASIRI BAZANJANI Peyman	IRI
		SILVER	PEK Daniel	POL
		BRONZE	KORC Rafal	POL
Men's 1500m — T46	4 SEP 2012	GOLD	TARBEI Abraham	KEN
		SILVER	INDELBU Wondiye Fikre	ETH
		BRONZE	NOUIOUA Samir	ALG
Men's 1500m — T54	4 SEP 2012	GOLD	WEIR David	GBR
		SILVER	WAHORAM Prawat	THA
		BRONZE	KIM Gyu Dae	KOR
Men's Long Jump — F11	4 SEP 2012	GOLD	KATYSHEV Ruslan	UKR
		SILVER	GILLETTE Elexis	USA
		BRONZE	LI Duan	CHN
Men's Long Jump — F20	4 SEP 2012	GOLD	EXPOSITO PINEIRO Jose Antonio	ESP
		SILVER	TALIC Zoran	CRO
		BRONZE	CUNHA Lenine	POR




## Medallists by Event

As of 9 SEP 2012

Event Name	Date	Medal	Name	NPC Code
Men's Shot Put — F34	4 SEP 2012	GOLD	NOUIRI Azeddine	MAR
		SILVER	KAEDI Mohsen	IRI
		BRONZE	CIBONE Thierry	FRA
Men's Shot Put — F57/58	4 SEP 2012	GOLD	ASHAPATOV Alexey	RUS
		SILVER	ROKICKI Janusz	POL
		BRONZE	LOUWRENS Michael	RSA
Men's Discus Throw — F40	4 SEP 2012	GOLD	WANG Zhiming	CHN
		SILVER	STATHELAKOS Paschalis	GRE
		BRONZE	SANTOS Jonathan De Souza	BRA
Men's Javelin Throw — F52/53	4 SEP 2012	GOLD	CUNNINGHAM Alphanso	JAM
		SILVER	JOKAR Abdolreza	IRI
		BRONZE	MAXIMO de JESUS Mauro	MEX
Women's 400m — T12	4 SEP 2012	GOLD	EL HANNOUNI Assia	FRA
		SILVER	BOTURCHUK Oxana	UKR
		BRONZE	VELASCO MALDONADO Daniela	MEX
Women's 1500m — T12	4 SEP 2012	GOLD	PAUTOVA Elena	RUS
		SILVER	CONGOST Elena	ESP
		BRONZE	MINETTI Annalisa	ITA
Women's 4 x 100m Relay — T35-38	4 SEP 2012	GOLD	OVSYANNIKOVA Anastasiya SERGEEVA Svetlana IVANOVA Elena GONCHAROVA Margarita	RUS RUS RUS RUS
		SILVER	XIONG Dezhi CAO Yuanhang LIU Ping CHEN Junfei	CHN CHN CHN CHN
		BRONZE	BREEN Olivia WOODWARD Bethany HART Katrina McLOUGHLIN Jenny	GBR GBR GBR GBR
Women's Shot Put — F37	4 SEP 2012	GOLD	MI Na	CHN
		SILVER	XU Qiuping	CHN
		BRONZE	BERNA Eva	CZE
Women's Discus Throw — F57/58	4 SEP 2012	GOLD	SAIFI Nassima	ALG
		SILVER	ENEVA Stela	BUL
		BRONZE	BARRY Orla	IRL
Men's 800m — T12	5 SEP 2012	GOLD	ZHIYOU Abderrahim	TUN
		SILVER	SHAROV Egor	RUS
		BRONZE	DEVINE David	GBR
Men's 800m — T53	5 SEP 2012	GOLD	COLMAN Richard	AUS
		SILVER	LAKATOS Brent	CAN
		BRONZE	GEORGE Joshua	USA





## Medallists by Event


As of 9 SEP 2012

Event Name	Date	Medal	Name	NPC Code
Men's 4 x 100m Relay — T11/13	5 SEP 2012	GOLD	KEGELEV Evgeny LABZIN Alexey TRIKOLICH Fedor KOPTEV Andrey  LOGINOV Artem	RUS RUS RUS RUS  RUS
		SILVER	XUE Lei YUAN Yizhi YANG Yuqing LI Yansong	CHN CHN CHN CHN
		BRONZE	MURADOV Elchin OSMANOV Rza PANYUTIN Oleg ZAYETS Vladimir	AZE AZE AZE AZE
Men's 4 x 100m Relay — T42-46	5 SEP 2012	GOLD	RADEBE Samkelo SMITH Zivan FOURIE Arnau PISTORIUS Oscar	RSA RSA RSA RSA
		SILVER	LIU Zhiming LIU Fuliang XIE Hexing ZHAO Xu	CHN CHN CHN CHN
		BRONZE	REHM Markus POPOW Heinrich BEHRE David CZYZ Wojtek	GER GER GER GER
Men's Long Jump — F36	5 SEP 2012	GOLD	PAVLYK Roman	UKR
		SILVER	SOBCZAK Mariusz	POL
		BRONZE	SVIRIDOV Vladimir	RUS
Men's Long Jump — F37/38	5 SEP 2012	GOLD	KHUGAEV Gocha	RUS
		SILVER	MA Yuxi	CHN
		BRONZE	BUIS Dyan	RSA
Men's Shot Put — F32/33	5 SEP 2012	GOLD	KARDJENA Kamel	ALG
		SILVER	BETINA Karim	ALG
		BRONZE	BAKIRI Mounir	ALG
Men's Shot Put — F37/38	5 SEP 2012	GOLD	XIA Dong	CHN
		SILVER	ABDELWARETH Ibrahim Ahmed	EGY
		BRONZE	HARDANI Javad	IRI
Men's Discus Throw — F54/55/56	5 SEP 2012	GOLD	DIAZ Leonardo	CUB
		SILVER	MITROVIC Drazenko	SRB
		BRONZE	MOHAMMAD YARI Ali	IRI
Men's Javelin Throw — F12/13	5 SEP 2012	GOLD	ZHU Pengkai	CHN
		SILVER	NIKPARAST Sajad	IRI
		BRONZE	BUDETIC Branimir	CRO
Women's 100m — T11	5 SEP 2012	GOLD	GUILHERMINA Terezinha	BRA
		SILVER	SANTOS Jerusa Geber	BRA
		BRONZE	SANTOS Jhulia	BRA
Women's 100m — T42	5 SEP 2012	GOLD	CAIRONI Martina	ITA
		SILVER	CARTWRIGHT Kelly	AUS
		BRONZE	SCHMIDT Jana	GER
Women's 100m — T46	5 SEP 2012	GOLD	CASTILLO Yunidis	CUB
		SILVER	RODOMAKINA Nikol	RUS
		BRONZE	WANG Yanping	CHN
Women's 100m — T52	5 SEP 2012	GOLD	VERVOORT Marieke	BEL
		SILVER	STILWELL Michelle	CAN
		BRONZE	MORGAN Kerry	USA



As of SUN 9 SEP 2012

## Athletics



### Medallists by Event


As of 9 SEP 2012

Event Name	Date	Medal	Name	NPC Code
Women's 200m — T37	5 SEP 2012	GOLD	BENSON Johanna	NAM
		SILVER	WOODWARD Bethany	GBR
		BRONZE	SEIFERT Maria	GER
Women's 800m — T53	5 SEP 2012	GOLD	ZHOU Hongzhan	CHN
		SILVER	HUANG Lisha	CHN
		BRONZE	GALLI Jessica	USA
Women's 800m — T54	5 SEP 2012	GOLD	McFADDEN Tatyana	USA
		SILVER	WOLF Edith	SUI
		BRONZE	ZOU Lihong	CHN
Women's 1500m — T20	5 SEP 2012	GOLD	NIEWIEDZIAL Barbara	POL
		SILVER	MELOCH Arleta	POL
		BRONZE	BIACSI Ilona	HUN
Women's Shot Put — F11/12	5 SEP 2012	GOLD	LEGNANTE Assunta	ITA
		SILVER	TANG Hongxia	CHN
		BRONZE	ZHANG Liangmin	CHN
Women's Shot Put — F20	5 SEP 2012	GOLD	DURSKA Ewa	POL
		SILVER	MYSNYK Anastasiia	UKR
		BRONZE	KUDELYA Svitlana	UKR
Women's Javelin Throw — F54/55/56	5 SEP 2012	GOLD	YANG Liwan	CHN
		SILVER	AIDI Hania	TUN
		BRONZE	WILLING Martina	GER
Men's 100m — T44	6 SEP 2012	GOLD	PEACOCK Jonnie	GBR
		SILVER	BROWNE Richard	USA
		BRONZE	FOURIE Arnu	RSA
Men's 100m — T46	6 SEP 2012	GOLD	ZHAO Xu	CHN
		SILVER	GONZALEZ ISIDORIA Raciél	CUB
		BRONZE	ABIDOGUN Ola	GBR
Men's 200m — T35	6 SEP 2012	GOLD	TSARUK Iurii	UKR
		SILVER	FU Xinhao	CHN
		BRONZE	BARRETO Hernan	ARG
Men's 200m — T36	6 SEP 2012	GOLD	PAVLYK Roman	UKR
		SILVER	SO Wa Wai	HKG
		BRONZE	RUSHGROVE Ben	GBR
Men's 400m — T12	6 SEP 2012	GOLD	KHALDI Mahmoud	TUN
		SILVER	LANGENHOVEN Hilton	RSA
		BRONZE	GONZALEZ SAUCEDA Jorge B.	MEX
Men's 800m — T36	6 SEP 2012	GOLD	SHVETCOV Evgenii	RUS
		SILVER	AREFYEV Artem	RUS
		BRONZE	BLAKE Paul	GBR
Men's 800m — T54	6 SEP 2012	GOLD	WEIR David	GBR
		SILVER	HUG Marcel	SUI
		BRONZE	KONJEN Saichon	THA
Men's Triple Jump — F11	6 SEP 2012	GOLD	GULIN Denis	RUS
		SILVER	LI Duan	CHN
		BRONZE	KATYSHEV Ruslan	UKR
Men's Shot Put — F40	6 SEP 2012	GOLD	WANG Zhiming	CHN
		SILVER	GHERZOULI Hocine	ALG
		BRONZE	STATHELAKOS Paschalis	GRE
Men's Shot Put — F46	6 SEP 2012	GOLD	PROKHOROV Nikita	RUS
		SILVER	HOU Zhanbiao	CHN
		BRONZE	REBISZ Tomasz	POL
Men's Discus Throw — F44	6 SEP 2012	GOLD	CAMPBELL Jeremy	USA
		SILVER	GREAVES Dan	GBR
		BRONZE	SEPAHVAND Farzad	IRI
Men's Discus Throw — F51/52/53	6 SEP 2012	GOLD	BERRAHAL Mohamed	ALG
		SILVER	APINIS Aigars	LAT
		BRONZE	ZEMZEMI Mohamed	TUN



As of SUN 9 SEP 2012

## Athletics



### Medallists by Event


As of 9 SEP 2012

Event Name	Date	Medal	Name	NPC Code
Women's 100m — T13	6 SEP 2012	GOLD	DURAND Omara	CUB
		SILVER	HAYES Ilse	RSA
		BRONZE	KEITA Nantenin	FRA
Women's 200m — T12	6 SEP 2012	GOLD	EL HANNOUNI Assia	FRA
		SILVER	ZHOU Guohua	CHN
		BRONZE	ZHU Daqing	CHN
Women's 200m — T34	6 SEP 2012	GOLD	COCKROFT Hannah	GBR
		SILVER	SIEMONS Amy	NED
		BRONZE	VRANKEN Desiree	NED
Women's 200m — T38	6 SEP 2012	GOLD	CHEN Junfei	CHN
		SILVER	GONCHAROVA Margarita	RUS
		BRONZE	STRYZHAK Inna	UKR
Women's 200m — T44	6 SEP 2012	GOLD	van RHIJN Marlou	NED
		SILVER	le FUR Marie-Amelie	FRA
		BRONZE	GREEN Katrin	GER
Women's 200m — T53	6 SEP 2012	GOLD	HUANG Lisha	CHN
		SILVER	BALLARD Angela	AUS
		BRONZE	ZHOU Hongzhuan	CHN
Women's Shot Put — F32/33/34	6 SEP 2012	GOLD	KOBER Birgit	GER
		SILVER	ELLERY Louise	AUS
		BRONZE	IBRAHMI Maroua	TUN
Women's Discus Throw — F37	6 SEP 2012	GOLD	MI Na	CHN
		SILVER	XU Qiuping	CHN
		BRONZE	JONES Beverley	GBR
Women's Javelin Throw — F57/58	6 SEP 2012	GOLD	LIU Ming	CHN
		SILVER	DJELAL Safia	ALG
		BRONZE	VOLIK Larisa	RUS
Men's 100m — T42	7 SEP 2012	GOLD	POPOW Heinrich	GER
		SILVER	REARDON Scott	AUS
		BRONZE	CZYZ Wojtek	GER
Men's 200m — T13	7 SEP 2012	GOLD	SMYTH Jason	IRL
		SILVER	LABZIN Alexey	RUS
		BRONZE	LOGINOV Artem	RUS
Men's 200m — T53	7 SEP 2012	GOLD	LI Huzhao	CHN
		SILVER	LAKATOS Brent	CAN
		BRONZE	ZHAO Yufei	CHN
Men's 400m — T11	7 SEP 2012	GOLD	ARMANDO Jose Sayovo	ANG
		SILVER	PRADO Lucas	BRA
		BRONZE	MAKUNDA Gauthier Tresor	FRA
Men's 400m — T54	7 SEP 2012	GOLD	ZHANG Lixin	CHN
		SILVER	van WEEGHEL Kenny	NED
		BRONZE	LIU Chengming	CHN
Men's 800m — T52	7 SEP 2012	GOLD	MARTIN Raymond	USA
		SILVER	ITO Tomoya	JPN
		BRONZE	PEREZ JUAREZ Leonardo De Jesus	MEX
Men's 5000m — T11	7 SEP 2012	GOLD	VALENZUELA Cristian	CHI
		SILVER	DUNKERLEY Jason Joseph	CAN
		BRONZE	WADA Shinya	JPN
Men's Shot Put — F20	7 SEP 2012	GOLD	HODGETTS Todd	AUS
		SILVER	IGE Jeffrey	SWE
		BRONZE	ZOLKEFLI Muhammad Ziyad	MAS
Men's Discus Throw — F32/33/34	7 SEP 2012	GOLD	WANG Yanzhang	CHN
		SILVER	ALNAKHLI Hani	KSA
		BRONZE	BAHLAZ Lahouari	ALG
Men's Discus Throw — F37/38	7 SEP 2012	GOLD	HARDANI Javad	IRI
		SILVER	XIA Dong	CHN
		BRONZE	BLATKIEWICZ Tomasz	POL



As of SUN 9 SEP 2012

## Athletics



### Medallists by Event


As of 9 SEP 2012

Event Name	Date	Medal	Name	NPC Code
Men's Javelin Throw — F40	7 SEP 2012	GOLD	WANG Zhiming	CHN
		SILVER	NAAS Ahmed	IRQ
		BRONZE	NUKHAILAWI Wildan	IRQ
Men's Javelin Throw — F42	7 SEP 2012	GOLD	FU Yanlong	CHN
		SILVER	SHOKRISALARI Kamran	IRI
		BRONZE	STEINSTAD Runar	NOR
Women's 100m — T35	7 SEP 2012	GOLD	LIU Ping	CHN
		SILVER	CORSO Oxana	ITA
		BRONZE	McLACHLAN Virginia	CAN
Women's 1500m — T54	7 SEP 2012	GOLD	McfADDEN Tatyana	USA
		SILVER	WOLF Edith	SUI
		BRONZE	REILLY Shirley	USA
Women's Long Jump — F11/12	7 SEP 2012	GOLD	ZUBKOVSKA Oksana	UKR
		SILVER	JIA Juntingxian	CHN
		BRONZE	KANIUK Anna	BLR
Women's Long Jump — F13	7 SEP 2012	GOLD	HAYES Ilse	RSA
		SILVER	HAMRI Lynda	ALG
		BRONZE	KARAGIANNI Anthi	GRE
Women's Discus Throw — F51/52/53	7 SEP 2012	GOLD	PEARSON Josie	GBR
		SILVER	O NEILL Catherine	IRL
		BRONZE	COLE Zena	USA
Men's 100m — T11	8 SEP 2012	GOLD	XUE Lei	CHN
		SILVER	PRADO Lucas	BRA
		BRONZE	GOMES Felipe	BRA
Men's 100m — T34	8 SEP 2012	GOLD	KTILA Walid	TUN
		SILVER	McCRACKEN Rheed	AUS
		BRONZE	HAMMADI Mohamed	UAE
Men's 100m — T37	8 SEP 2012	GOLD	van der MERWE Fanie	RSA
		SILVER	LIANG Yongbin	CHN
		BRONZE	KAPRANOV Roman	RUS
Men's 200m — T12	8 SEP 2012	GOLD	MICHALSKI Mateusz	POL
		SILVER	TRIKOLICH Fedor	RUS
		BRONZE	LI Yansong	CHN
Men's 200m — T38	8 SEP 2012	GOLD	O'HANLON Evan	AUS
		SILVER	BUIS Dyan	RSA
		BRONZE	ZHOU Wenjun	CHN
Men's 200m — T52	8 SEP 2012	GOLD	MARTIN Raymond	USA
		SILVER	ITO Tomoya	JPN
		BRONZE	HERNANDEZ MONDRAGON Salvador	MEX
Men's 400m — T44	8 SEP 2012	GOLD	PISTORIUS Oscar	RSA
		SILVER	LEEPER Blake	USA
		BRONZE	PRINCE David	USA
Men's 800m — T13	8 SEP 2012	GOLD	BAKA Abdellatif	ALG
		SILVER	KORIR David	KEN
		BRONZE	MAME Abdelillah	MAR
Men's 800m — T46	8 SEP 2012	GOLD	MATZINGER Gunther	AUT
		SILVER	NOUIOUA Samir	ALG
		BRONZE	TARBEI Abraham	KEN



As of SUN 9 SEP 2012

## Athletics



### Medallists by Event


As of 9 SEP 2012

Event Name	Date	Medal	Name	NPC Code
Men's 4 x 400m Relay — T53/54	8 SEP 2012	GOLD	LIU Yang LIU Chengming LI Huzhao ZHANG Lixin	CHN CHN CHN CHN
		SILVER	KOYSUB Supachai KONJEN Saichon INTASEN Sopa WAHORAM Prawat	THA THA THA THA
		BRONZE	NICHOLSON Richard ARKLEY Nathaniel CAMERON Matthew COLMAN Richard	AUS AUS AUS AUS
Men's High Jump — F46	8 SEP 2012	GOLD	LEPIATO Maciej	POL
		SILVER	SKIBA Jeff	USA
		BRONZE	CHEN Hongjie	CHN
Men's Triple Jump — F12	8 SEP 2012	GOLD	PANYUTIN Oleg	AZE
		SILVER	ZAYETS Vladimir	AZE
		BRONZE	DONG Hewei	CHN
Men's Javelin Throw — F54/55/56	8 SEP 2012	GOLD	ZEPEDA FELIX Luis Alberto	MEX
		SILVER	KUZNETSOV Alexey	RUS
		BRONZE	STEFANOUDAKIS Manolis	GRE
Men's Javelin Throw — F57/58	8 SEP 2012	GOLD	KHALVANDI Mohammad	IRI
		SILVER	BATISTA dos SANTOS Claudiney	BRA
		BRONZE	SALEM Raed	EGY
Women's 100m — T36	8 SEP 2012	GOLD	IVANOVA Elena	RUS
		SILVER	JEON Min Jae	KOR
		BRONZE	NICOLEITZIK Claudia	GER
Women's 100m — T54	8 SEP 2012	GOLD	LIU Wenjun	CHN
		SILVER	DONG Hongjiao	CHN
		BRONZE	McFADDEN Tatyana	USA
Women's 400m — T37	8 SEP 2012	GOLD	BAHI Neda	TUN
		SILVER	KRAVCHENKO Viktoriya	UKR
		BRONZE	TRUSHNIKOVA Evgeniya	RUS
Women's 400m — T46	8 SEP 2012	GOLD	CASTILLO Yunidis	CUB
		SILVER	LIEBENBERG Anrune	RSA
		BRONZE	FIODOROW Alicja	POL
Women's 400m — T53	8 SEP 2012	GOLD	ZHOU Hongzhuan	CHN
		SILVER	BALLARD Angela	AUS
		BRONZE	HUANG Lisha	CHN
Women's Shot Put — F40	8 SEP 2012	GOLD	TLILI Raoua	TUN
		SILVER	MENG Genjimisu	CHN
		BRONZE	EL GARRAA Najat	MAR
Women's Shot Put — F57/58	8 SEP 2012	GOLD	ORTIZ HERNANDEZ Angeles	MEX
		SILVER	ENEVA Stela	BUL
		BRONZE	IYIAZI Eucharía	NGR
Women's Javelin Throw — F37/38	8 SEP 2012	GOLD	COELHO Shirlene	BRA
		SILVER	JIA Qianqian	CHN
		BRONZE	BEIKOFF Georgia	AUS
Men's Marathon — T12	9 SEP 2012	GOLD	SUAREZ LASO Alberto	ESP
		SILVER	SERNA MORENO Elkin Alonso	COL
		BRONZE	ZHIOU Abderrahim	TUN
Men's Marathon — T46	9 SEP 2012	GOLD	SENA Tito	BRA
		SILVER	AIT KHAMOUCH Abderrahman	ESP
		BRONZE	van den HEEDÉ Frederic	BEL
Men's Marathon — T54	9 SEP 2012	GOLD	WEIR David	GBR
		SILVER	HUG Marcel	SUI
		BRONZE	FEARNLEY Kurt	AUS



As of SUN 9 SEP 2012


## Athletics



### Medallists by Event

As of 9 SEP 2012

Event Name	Date	Medal	Name	NPC Code
Women's Marathon — T54	9 SEP 2012	GOLD	REILLY Shirley	USA
		SILVER	WOODS Shelly	GBR
		BRONZE	GRAF Sandra	SUI




## Placing Table

As of 9 SEP 2012

After 170 of 170 Events

Rank	NPC	1 <sup>st</sup>		2 <sup>nd</sup>		3 <sup>rd</sup>		4 <sup>th</sup>		5 <sup>th</sup>		6 <sup>th</sup>		7 <sup>th</sup>		8 <sup>th</sup>		Total Points
		PI	Pts	PI	Pts	PI	Pts	PI	Pts	PI	Pts	PI	Pts	PI	Pts	PI	Pts	
1	CHN - People's Republic of China	33	264	29	203	24	144	18	90	14	56	9	27	7	14	6	6	804
2	RUS - Russian Federation	19	152	12	84	5	30	8	40	4	16	10	30	6	12	8	8	372
3	USA - United States of America	9	72	6	42	13	78	9	45	9	36	13	39	8	16	13	13	341
4	GBR - Great Britain	11	88	7	49	11	66	6	30	7	28	6	18	9	18	6	6	303
5	AUS - Australia	5	40	9	63	13	78	6	30	7	28	10	30	5	10	3	3	282
6	UKR - Ukraine	8	64	7	49	7	42	9	45	6	24	3	9	4	8	3	3	244
7	TUN - Tunisia	9	72	5	35	5	30	7	35	9	36	6	18	6	12	1	1	239
8	BRA - Brazil	7	56	8	56	3	18	9	45	4	16	3	9	7	14	6	6	220
9	GER - Germany	5	40	3	21	10	60	6	30	10	40	5	15	5	10	1	1	217
10	POL - Poland	6	48	7	49	5	30	7	35	5	20	4	12	6	12	2	2	208
11	RSA - South Africa	4	32	7	49	6	36	5	25	2	8	8	24			3	3	177
12	ALG - Algeria	4	32	6	42	6	36	5	25	2	8	5	15	4	8	3	3	169
13	FRA - France	4	32	4	28	5	30	3	15	2	8	2	6	3	6	3	3	128
14	JPN - Japan			3	21	1	6	5	25	10	40	7	21	5	10	5	5	128
15	CAN - Canada	1	8	5	35	3	18	3	15	3	12	4	12	4	8	3	3	111
16	MEX - Mexico	2	16	2	14	5	30	4	20	1	4	2	6	6	12	4	4	106
17	IRI - Islamic Republic of Iran	5	40	5	35	3	18	1	5	1	4							102
18	SUI - Switzerland	1	8	4	28	2	12	6	30	3	12	2	6	1	2			98
19	CUB - Cuba	7	56	4	28			1	5	1	4							93
20	GRE - Greece			1	7	4	24	4	20	2	8	7	21	4	8	5	5	93
21	ESP - Spain	3	24	2	14			3	15	5	20	3	9	2	4	3	3	89
22	MAR - Morocco	3	24			3	18	4	20	2	8	1	3	1	2			75
23	NED - Netherlands	1	8	4	28	2	12	2	10	1	4	2	6	1	2	2	2	72
24	CZE - Czech Republic			2	14	1	6	2	10	4	16	4	12	3	6	3	3	67
25	KEN - Kenya	2	16	2	14	2	12	1	5	1	4	1	3	2	4			58
26	IRL - Ireland	4	32	1	7	1	6	1	5					2	4			54
27	THA - Thailand			2	14	2	12			5	20			2	4	1	1	51
28	ITA - Italy	2	16	3	21	1	6			1	4					2	2	49
29	CRO - Croatia			2	14	2	12			3	12			4	8			46
30	KOR - Republic of Korea			2	14	1	6	2	10	1	4	2	6	2	4			44
31	AUT - Austria	2	16			3	18			1	4			1	2	1	1	41
32	AZE - Azerbaijan	1	8	1	7	2	12	2	10	1	4							41
33	FIN - Finland	2	16			1	6	3	15			1	3					40
34	SRB - Serbia	2	16	1	7					1	4	1	3			1	1	31
35	EGY - Egypt			1	7	2	12			2	8	1	3			1	1	31
36	BLR - Belarus					2	12	1	5	1	4	2	6	1	2	2	2	31
37	ARG - Argentina					1	6	3	15	1	4	2	6					31
38	BUL - Bulgaria			2	14	1	6					2	6			3	3	29
39	COL - Colombia			1	7					3	12	2	6			2	2	27
40	NGR - Nigeria					1	6	1	5	1	4	2	6	2	4			25
41	BEL - Belgium	1	8	1	7	1	6					1	3					24
42	POR - Portugal					1	6	1	5	1	4	2	6			3	3	24
43	VEN - Venezuela					1	6			2	8			4	8	2	2	24
44	IRQ - Iraq			1	7	1	6	1	5	1	4					1	1	23
45	MAS - Malaysia					1	6	1	5	1	4	1	3	2	4			22
46	DEN - Denmark	1	8			1	6					1	3	2	4			21
47	ANG - Angola	1	8			1	6	1	5									19
48	UAE - United Arab Emirates			1	7	1	6							3	6			19
49	SWE - Sweden			1	7			1	5	1	4			1	2	1	1	19
50	NAM - Namibia	1	8	1	7							1	3					18
51	LAT - Latvia	1	8	1	7									1	2	1	1	18
52	JAM - Jamaica	1	8					1	5	1	4					1	1	18
53	SLO - Slovenia							1	5	1	4	1	3	2	4	1	1	17
54	IND - India			1	7							2	6	1	2	1	1	16
55	NZL - New Zealand									2	8	2	6	1	2			16



## Placing Table

As of 9 SEP 2012

Rank	NPC	1 <sup>st</sup>		2 <sup>nd</sup>		3 <sup>rd</sup>		4 <sup>th</sup>		5 <sup>th</sup>		6 <sup>th</sup>		7 <sup>th</sup>		8 <sup>th</sup>		Total Points
		PI	Pts	PI	Pts	PI	Pts	PI	Pts	PI	Pts	PI	Pts	PI	Pts	PI	Pts	
56	HKG - Hong Kong, China			1	7			1	5			1	3					15
57	CHI - Chile	1	8					1	5									13
58	SVK - Slovakia							1	5	1	4			1	2	1	1	12
59	KSA - Saudi Arabia			1	7					1	4							11
60	HUN - Hungary					1	6	1	5									11
61	ETH - Ethiopia			1	7							1	3					10
62	CYP - Cyprus							2	10									10
62	VIE - Vietnam							2	10									10
64	KUW - Kuwait											2	6	1	2	2	2	10
65	SRI - Sri Lanka					1	6							1	2	1	1	9
66	LTU - Lithuania							1	5			1	3			1	1	9
67	TPE - Chinese Taipei									2	8					1	1	9
68	FIJ - Fiji	1	8															8
69	UZB - Uzbekistan							1	5					1	2	1	1	8
70	NOR - Norway					1	6											6
71	INA - Indonesia									1	4			1	2			6
72	SYR - Syrian Arab Republic											1	3	1	2	1	1	6
73	BIH - Bosnia and Herzegovina							1	5									5
73	JOR - Jordan							1	5									5
73	PLE - Palestine							1	5									5
73	UGA - Uganda							1	5									5
77	ISL - Iceland									1	4					1	1	5
78	QAT - Qatar											1	3	1	2			5
79	EST - Estonia									1	4							4
79	RWA - Rwanda									1	4							4
81	GHA - Ghana													2	4			4
82	CAF - Central African Republic											1	3					3
82	PHI - Philippines											1	3					3
82	SAM - Samoa											1	3					3
85	NCA - Nicaragua													1	2	1	1	3
85	TUR - Turkey													1	2	1	1	3
87	BER - Bermuda														3	3		3
88	MNE - Montenegro													1	2			2
88	PNG - Papua New Guinea													1	2			2
88	SUR - Suriname													1	2			2
88	VAN - Vanuatu													1	2			2
92	BRN - Bahrain															1	1	1
92	BRU - Brunei Darussalam															1	1	1
92	KAZ - Kazakhstan															1	1	1
92	TGA - Tonga															1	1	1


## NOTE:

Order	1	2	3	4	5	6	7	8
Points	8	7	6	5	4	3	2	1

## LEGEND

PI	Place	Pts	Points
----	-------	-----	--------






## Records Broken

As of 9 SEP 2012


Record Type	Event	Phase	Date	Athlete / Team	NPC Code	Result
WR	100m — T13 Men	Final	1 SEP	SMYTH Jason	IRL	10.46
	100m — T33 Men	Round 1 1/2	8 SEP	ALMUTAIRI Ahmad	KUW	17.67
	100m — T37 Men	Final	8 SEP	van der MERWE Fanie	RSA	11.51
	100m — T37 Men	Final	8 SEP	LIANG Yongbin	CHN	11.51
	100m — T38 Men	Final	1 SEP	O'HANLON Evan	AUS	10.79
	100m — T45 Men	Round 1 2/3	6 SEP	NASCIMENTO Yohansson	BRA	10.94
	100m — T54 Men	Round 1 2/3	1 SEP	TAHTI Leo Pekka	FIN	13.63
	200m — T12 Men	Final	8 SEP	MICHALSKI Mateusz	POL	21.56
	200m — T13 Men	Final	7 SEP	SMYTH Jason	IRL	21.05
	200m — T34 Men	Round 1 2/2	4 SEP	KTILA Walid	TUN	27.98
	200m — T33 Men	Round 1 2/2	4 SEP	ALMUTAIRI Ahmad	KUW	31.02
	200m — T34 Men	Final	4 SEP	KTILA Walid	TUN	27.98
	200m — T35 Men	Final	6 SEP	TSARUK Iurii	UKR	25.86
=WR	200m — T37 Men	Final	31 AUG	KAPRANOV Roman	RUS	23.10
WR	200m — T38 Men	Final	8 SEP	O'HANLON Evan	AUS	21.82
	200m — T42 Men	Final	1 SEP	WHITEHEAD Richard	GBR	24.38
	200m — T43 Men	Round 1 3/3	1 SEP	PISTORIUS Oscar	RSA	21.30
	200m — T44 Men	Final	2 SEP	FOURIE Arnu	RSA	22.49
	200m — T45 Men	Final	2 SEP	NASCIMENTO Yohansson	BRA	22.05
	400m — T12 Men	Final	6 SEP	KHALDI Mahmoud	TUN	48.52
	400m — T36 Men	Final	4 SEP	SHVETCOV Evgenii	RUS	53.31
	400m — T44 Men	Final	8 SEP	PRINCE David	USA	50.61
	400m — T45 Men	Final	4 SEP	NASCIMENTO Yohansson	BRA	49.21
	800m — T37 Men	Final	1 SEP	McKILLOP Michael	IRL	1:57.22
	800m — T46 Men	Final	8 SEP	MATZINGER Gunther	AUT	1:51.82
	1500m — T11 Men	Final	3 SEP	KIMANI Samwel Mushai	KEN	3:58.37
	1500m — T12 Men	Final	4 SEP	ZHIOU Abderrahim	TUN	3:48.31
	1500m — T13 Men	Final	4 SEP	KORIR David	KEN	3:48.84
	1500m — T46 Men	Final	4 SEP	TARBEI Abraham	KEN	3:50.15
	5000m — T12 Men	Final	3 SEP	CHENTOUF El Amin	MAR	13:53.76
	4x100m Relay — T42/T46 Men	Final	5 SEP	South Africa	RSA	41.78
	4x400m Relay — T53/54 Men	Final	8 SEP	People's Republic of China	CHN	3:05.46
	Marathon — T12 Men	Final	9 SEP	SUAREZ LASO Alberto	ESP	2:24:50
	High Jump — F44 Men	Final	8 SEP	LEPIATO Maciej	POL	2.12
=WR	Long Jump — F38 Men	Final	5 SEP	BUIS Dyan	RSA	6.48
WR	Long Jump — F37 Men	Final	5 SEP	KHUGAEV Gocha	RUS	6.31
	Long Jump — F44 Men	Final	31 AUG	REHM Markus	GER	7.35
	100m — T11 Women	Final	5 SEP	GUILHERMINA Terezinha	BRA	12.01
	100m — T12 Women	Round 1 5/5	1 SEP	ZHOU Guohua	CHN	11.91
	100m — T33 Women	Final	31 AUG	MESSER Kristen	USA	21.59
	100m — T35 Women	Final	7 SEP	LIU Ping	CHN	15.44
	100m — T42 Women	Final	5 SEP	CAIRONI Martina	ITA	15.87
	100m — T43 Women	Round 1 2/2	1 SEP	van RHIJN Marlou	NED	13.27
	100m — T46 Women	Round 1 1/2	4 SEP	CASTILLO Yunidis	CUB	11.95
	100m — T54 Women	Final	8 SEP	LIU Wenjun	CHN	15.82
	200m — T12 Women	Final	6 SEP	EL HANNOUNI Assia	FRA	24.46
	200m — T38 Women	Final	6 SEP	CHEN Junfei	CHN	27.39
	200m — T43 Women	Final	6 SEP	van RHIJN Marlou	NED	26.18
	200m — T44 Women	Final	6 SEP	le FUR Marie-Amelie	FRA	26.76
	200m — T46 Women	Final	1 SEP	CASTILLO Yunidis	CUB	24.45
	400m — T46 Women	Final	8 SEP	CASTILLO Yunidis	CUB	55.72
	1500m — T11 Women	Final	4 SEP	MINETTI Annalisa	ITA	4:48.88



## Records Broken

As of 9 SEP 2012

Record Type	Event	Phase	Date	Athlete / Team	NPC Code	Result
	Long Jump — F12 Women	Final	7 SEP	ZUBKOVSKA Oksana	UKR	6.60
	Long Jump — F20 Women	Final	3 SEP	KUCHARCZYK Karolina	POL	6.00
	Long Jump — F42 Women	Final	2 SEP	CARTWRIGHT Kelly	AUS	4.38
	Shot Put — F11 Women	Final	5 SEP	LEGNANTE Assunta	ITA	16.74
	Shot Put — F34 Women	Final	6 SEP	KOBER Birgit	GER	10.25
	Shot Put — F35 Women	Final	2 SEP	POMAZAN Mariia	UKR	12.22
	Shot Put — F36 Women	Final	2 SEP	WU Qing	CHN	10.64
	Shot Put — F37 Women	Final	4 SEP	MI Na	CHN	12.20
	Shot Put — F40 Women	Final	8 SEP	TLILI Raoua	TUN	9.86
	Shot Put — F44 Women	Final	3 SEP	YAO Juan	CHN	13.05
	Shot Put — F54 Women	Final	1 SEP	YANG Liwan	CHN	7.50
	Shot Put — F58 Women	Final	8 SEP	ORTIZ HERNANDEZ Angeles	MEX	11.43
	Discus Throw — F36 Women	Final	31 AUG	WU Qing	CHN	28.01
	Discus Throw — F35 Women	Final	31 AUG	POMAZAN Mariia	UKR	30.12
	Discus Throw — F37 Women	Final	6 SEP	MI Na	CHN	35.35
	Discus Throw — F40 Women	Final	31 AUG	EL GARRAA Najat	MAR	32.37
	Discus Throw — F51 Women	Final	7 SEP	PEARSON Josie	GBR	6.58
	Javelin Throw — F12 Women	Final	2 SEP	DRAGIC Tanja	SRB	42.51
	Javelin Throw — F37 Women	Final	8 SEP	COELHO Shirlene	BRA	37.86
	Javelin Throw — F46 Women	Final	1 SEP	PIEKART Katarzyna	POL	41.15
	Javelin Throw — F34 Women	Final	3 SEP	KOBER Birgit	GER	27.03
	Javelin Throw — F54 Women	Final	5 SEP	YANG Liwan	CHN	17.89
	Club Throw — F31 Women	Final	1 SEP	KIM Sunjeong	KOR	10.98
	Club Throw — F32 Women	Final	1 SEP	IBRAHMI Maroua	TUN	23.43
	Triple Jump — F46 Men	Final	1 SEP	LIU Fuliang	CHN	15.20
	Shot Put — F20 Men	Final	7 SEP	HODGETTS Todd	AUS	16.29
	Shot Put — F34 Men	Final	4 SEP	NOUIRI Azeddine	MAR	13.10
	Shot Put — F37 Men	Final	5 SEP	XIA Dong	CHN	17.52
	Shot Put — F40 Men	Final	6 SEP	WANG Zhiming	CHN	14.46
	Shot Put — F46 Men	Final	6 SEP	PROKHOROV Nikita	RUS	15.68
	Shot Put — F52 Men	Final	31 AUG	APINIS Aigars	LAT	10.23
	Discus Throw — F32 Men	Final	7 SEP	BAHLAZ Lahouari	ALG	22.30
	Discus Throw — F34 Men	Final	7 SEP	WANG Yanzhang	CHN	49.03
	Discus Throw — F33 Men	Final	7 SEP	ALNAKHLI Hani	KSA	34.65
	Discus Throw — F37 Men	Final	7 SEP	XIA Dong	CHN	55.81
	Discus Throw — F38 Men	Final	7 SEP	HARDANI Javad	IRI	52.91
	Discus Throw — F40 Men	Final	4 SEP	WANG Zhiming	CHN	45.78
	Discus Throw — F51 Men	Final	6 SEP	BERRAHAL Mohamed	ALG	12.37
	Discus Throw — F52 Men	Final	6 SEP	APINIS Aigars	LAT	21.00
	Discus Throw — F54 Men	Final	5 SEP	MITROVIC Drazenko	SRB	32.97
	Discus Throw — F56 Men	Final	5 SEP	DIAZ Leonardo	CUB	44.63
	Discus Throw — F58 Men	Final	31 AUG	ASHAPATOV Alexey	RUS	60.72
	Javelin Throw — F12 Men	Final	5 SEP	ZHU Pengkai	CHN	64.38
	Javelin Throw — F33 Men	Final	1 SEP	KARDJENA Kamel	ALG	26.40
	Javelin Throw — F34 Men	Final	1 SEP	KAEDI Mohsen	IRI	38.30
	Javelin Throw — F40 Men	Final	7 SEP	WANG Zhiming	CHN	47.95
	Javelin Throw — F42 Men	Final	7 SEP	FU Yanlong	CHN	52.79
	Javelin Throw — F58 Men	Final	8 SEP	KHALVANDI Mohammad	IRI	50.98
	Javelin Throw — F57 Men	Final	8 SEP	BATISTA dos SANTOS Claudiney	BRA	45.38
	Club Throw — F51 Men	Final	31 AUG	DIMITRIJEVIC Zeljko	SRB	26.88
PR	100m — T13 Men	Final	1 SEP	SMYTH Jason	IRL	10.46
	100m — T33 Men	Round 1 1/2	8 SEP	ALMUTAIRI Ahmad	KUW	17.67



## Records Broken

As of 9 SEP 2012

Record Type	Event	Phase	Date	Athlete / Team	NPC Code	Result
	100m — T34 Men	Final	8 SEP	KTILA Walid	TUN	15.91
	100m — T36 Men	Final	2 SEP	SHVETCOV Evgenii	RUS	12.08
	100m — T37 Men	Final	8 SEP	van der MERWE Fanie	RSA	11.51
	100m — T37 Men	Final	8 SEP	LIANG Yongbin	CHN	11.51
	100m — T38 Men	Final	1 SEP	O'HANLON Evan	AUS	10.79
	100m — T44 Men	Final	6 SEP	PEACOCK Jonnie	GBR	10.90
	100m — T45 Men	Round 1 2/3	6 SEP	NASCIMENTO Yohansson	BRA	10.94
	100m — T51 Men	Final	3 SEP	PIISPANEN Toni	FIN	21.72
	100m — T52 Men	Round 1 1/2	2 SEP	MARTIN Raymond	USA	16.79
	100m — T53 Men	Final	3 SEP	BUSHELL Mickey	GBR	14.75
	100m — T54 Men	Round 1 2/3	1 SEP	TAHTI Leo Pekka	FIN	13.63
	200m — T12 Men	Final	8 SEP	MICHALSKI Mateusz	POL	21.56
	200m — T13 Men	Final	7 SEP	SMYTH Jason	IRL	21.05
	200m — T34 Men	Round 1 2/2	4 SEP	KTILA Walid	TUN	27.98
	200m — T33 Men	Round 1 2/2	4 SEP	ALMUTAIRI Ahmad	KUW	31.02
	200m — T34 Men	Final	4 SEP	KTILA Walid	TUN	27.98
	200m — T35 Men	Final	6 SEP	TSARUK Iurii	UKR	25.86
	200m — T37 Men	Final	31 AUG	KAPRANOV Roman	RUS	23.10
	200m — T38 Men	Final	8 SEP	O'HANLON Evan	AUS	21.82
	200m — T42 Men	Final	1 SEP	WHITEHEAD Richard	GBR	24.38
	200m — T43 Men	Round 1 3/3	1 SEP	PISTORIUS Oscar	RSA	21.30
	200m — T44 Men	Final	2 SEP	FOURIE Arnu	RSA	22.49
	200m — T45 Men	Final	2 SEP	NASCIMENTO Yohansson	BRA	22.05
	200m — T52 Men	Final	8 SEP	MARTIN Raymond	USA	30.25
	200m — T53 Men	Final	7 SEP	LI Huzhao	CHN	25.61
	400m — T12 Men	Final	6 SEP	KHALDI Mahmoud	TUN	48.52
	400m — T13 Men	Final	2 SEP	LABZIN Alexey	RUS	48.59
	400m — T36 Men	Final	4 SEP	SHVETCOV Evgenii	RUS	53.31
	400m — T43 Men	Final	8 SEP	PISTORIUS Oscar	RSA	46.68
	400m — T44 Men	Final	8 SEP	PRINCE David	USA	50.61
	400m — T45 Men	Final	4 SEP	NASCIMENTO Yohansson	BRA	49.21
	800m — T13 Men	Final	8 SEP	BAKA Abdellatif	ALG	1:53.01
	800m — T36 Men	Final	6 SEP	SHVETCOV Evgenii	RUS	2:05.32
	800m — T37 Men	Final	1 SEP	McKILLOP Michael	IRL	1:57.22
	800m — T46 Men	Final	8 SEP	MATZINGER Gunther	AUT	1:51.82
	1500m — T11 Men	Final	3 SEP	KIMANI Samwel Mushai	KEN	3:58.37
	1500m — T12 Men	Final	4 SEP	ZHIOU Abderrahim	TUN	3:48.31
	1500m — T13 Men	Final	4 SEP	KORIR David	KEN	3:48.84
	1500m — T37 Men	Final	3 SEP	McKILLOP Michael	IRL	4:08.11
	1500m — T46 Men	Final	4 SEP	TARBEI Abraham	KEN	3:50.15
	5000m — T12 Men	Final	3 SEP	CHENTOUF El Amin	MAR	13:53.76
	4x100m Relay — T11/T13 Men	Final	5 SEP	Russian Federation	RUS	42.66
	4x100m Relay — T42/T46 Men	Final	5 SEP	South Africa	RSA	41.78
	4x400m Relay — T53/54 Men	Final	8 SEP	People's Republic of China	CHN	3:05.46
	Marathon — T12 Men	Final	9 SEP	SUAREZ LASO Alberto	ESP	2:24:50
	High Jump — F46 Men	Final	8 SEP	CHEN Hongjie	CHN	2.01
	High Jump — F44 Men	Final	8 SEP	LEPIATO Maciej	POL	2.12
	Long Jump — F13 Men	Final	1 SEP	GUTIERREZ Luis Felipe	CUB	7.54
	Long Jump — F20 Men	Final	4 SEP	EXPOSITO PINEIRO Jose Antonio	ESP	7.25
	Long Jump — F38 Men	Final	5 SEP	BUIS Dyan	RSA	6.48
	Long Jump — F37 Men	Final	5 SEP	KHUGAEV Gocha	RUS	6.31
	Long Jump — F44 Men	Final	31 AUG	REHM Markus	GER	7.35



## Records Broken

As of 9 SEP 2012

Record Type	Event	Phase	Date	Athlete / Team	NPC Code	Result
	100m — T11 Women	Final	5 SEP	GUILHERMINA Terezinha	BRA	12.01
	100m — T12 Women	Round 1 5/5	1 SEP	ZHOU Guohua	CHN	11.91
	100m — T13 Women	Final	6 SEP	DURAND Omara	CUB	12.00
	100m — T34 Women	Final	31 AUG	COCKROFT Hannah	GBR	18.06
	100m — T33 Women	Final	31 AUG	MESSER Kristen	USA	21.59
	100m — T35 Women	Final	7 SEP	LIU Ping	CHN	15.44
	100m — T42 Women	Final	5 SEP	CAIRONI Martina	ITA	15.87
	100m — T43 Women	Round 1 2/2	1 SEP	van RHIJN Marlou	NED	13.27
	100m — T46 Women	Round 1 1/2	4 SEP	CASTILLO Yunidis	CUB	11.95
	100m — T52 Women	Final	5 SEP	VERVOORT Marieke	BEL	19.69
	100m — T54 Women	Final	8 SEP	LIU Wenjun	CHN	15.82
	200m — T11 Women	Final	2 SEP	GUILHERMINA Terezinha	BRA	24.82
	200m — T12 Women	Final	6 SEP	EL HANNOUNI Assia	FRA	24.46
	200m — T34 Women	Final	6 SEP	COCKROFT Hannah	GBR	31.90
	200m — T38 Women	Final	6 SEP	CHEN Junfei	CHN	27.39
	200m — T43 Women	Final	6 SEP	van RHIJN Marlou	NED	26.18
	200m — T44 Women	Final	6 SEP	le FUR Marie-Amelie	FRA	26.76
	200m — T46 Women	Final	1 SEP	CASTILLO Yunidis	CUB	24.45
	200m — T52 Women	Final	1 SEP	STILWELL Michelle	CAN	33.80
	400m — T13 Women	Final	3 SEP	DURAND Omara	CUB	55.12
	400m — T46 Women	Final	8 SEP	CASTILLO Yunidis	CUB	55.72
	800m — T53 Women	Final	5 SEP	ZHOU Hongzhuan	CHN	1:52.85
	1500m — T11 Women	Final	4 SEP	MINETTI Annalisa	ITA	4:48.88
	Long Jump — F12 Women	Final	7 SEP	ZUBKOVSKA Oksana	UKR	6.60
	Long Jump — F20 Women	Final	3 SEP	KUCHARCZYK Karolina	POL	6.00
	Long Jump — F37 Women	Final	31 AUG	CAO Yuanhang	CHN	4.40
	Long Jump — F38 Women	Final	31 AUG	GONCHAROVA Margarita	RUS	4.84
	Long Jump — F44 Women	Final	2 SEP	REID Stef	GBR	5.28
	Long Jump — F42 Women	Final	2 SEP	CARTWRIGHT Kelly	AUS	4.38
	Shot Put — F11 Women	Final	5 SEP	LEGNANTE Assunta	ITA	16.74
	Shot Put — F20 Women	Final	5 SEP	DURSKA Ewa	POL	13.80
	Shot Put — F32 Women	Final	6 SEP	ELLERY Louise	AUS	5.90
	Shot Put — F34 Women	Final	6 SEP	KOBER Birgit	GER	10.25
	Shot Put — F35 Women	Final	2 SEP	POMAZAN Mariia	UKR	12.22
	Shot Put — F36 Women	Final	2 SEP	WU Qing	CHN	10.64
	Shot Put — F37 Women	Final	4 SEP	MI Na	CHN	12.20
	Shot Put — F40 Women	Final	8 SEP	TLILI Raoua	TUN	9.86
	Shot Put — F44 Women	Final	3 SEP	YAO Juan	CHN	13.05
	Shot Put — F54 Women	Final	1 SEP	YANG Liwan	CHN	7.50
	Shot Put — F56 Women	Final	1 SEP	MADSEN Angela	USA	8.88
	Shot Put — F58 Women	Final	8 SEP	ORTIZ HERNANDEZ Angeles	MEX	11.43
	Discus Throw — F11 Women	Final	1 SEP	ZHANG Liangmin	CHN	40.13
	Discus Throw — F36 Women	Final	31 AUG	WU Qing	CHN	28.01
	Discus Throw — F35 Women	Final	31 AUG	POMAZAN Mariia	UKR	30.12
	Discus Throw — F37 Women	Final	6 SEP	MI Na	CHN	35.35
	Discus Throw — F40 Women	Final	31 AUG	EL GARRAA Najat	MAR	32.37
	Discus Throw — F51 Women	Final	7 SEP	PEARSON Josie	GBR	6.58
	Discus Throw — F58 Women	Final	4 SEP	SAIFI Nassima	ALG	40.34
	Javelin Throw — F12 Women	Final	2 SEP	DRAGIC Tanja	SRB	42.51
	Javelin Throw — F13 Women	Final	2 SEP	LIU Ya-Ting	TPE	33.65
	Javelin Throw — F37 Women	Final	8 SEP	COELHO Shirlene	BRA	37.86
	Javelin Throw — F46 Women	Final	1 SEP	PIEKART Katarzyna	POL	41.15




## Records Broken

As of 9 SEP 2012

Record Type	Event	Phase	Date	Athlete / Team	NPC Code	Result
	Javelin Throw — F34 Women	Final	3 SEP	KOBER Birgit	GER	27.03
	Javelin Throw — F54 Women	Final	5 SEP	YANG Liwan	CHN	17.89
	Triple Jump — F46 Men	Final	1 SEP	LIU Fuliang	CHN	15.20
	Shot Put — F20 Men	Final	7 SEP	HODGETTS Todd	AUS	16.29
	Shot Put — F33 Men	Final	5 SEP	KARDJENA Kamel	ALG	12.14
	Shot Put — F34 Men	Final	4 SEP	NOUIRI Azeddine	MAR	13.10
	Shot Put — F37 Men	Final	5 SEP	XIA Dong	CHN	17.52
	Shot Put — F38 Men	Final	5 SEP	ABDELWARETH Ibrahim Ahmed	EGY	15.53
	Shot Put — F44 Men	Final	31 AUG	CHRISTIANSEN Jackie	DEN	18.16
	Shot Put — F46 Men	Final	6 SEP	PROKHOROV Nikita	RUS	15.68
	Shot Put — F52 Men	Final	31 AUG	APINIS Aigars	LAT	10.23
	Shot Put — F55 Men	Final	1 SEP	BAGHERI JEDDI Jalil	IRI	11.63
	Shot Put — F58 Men	Final	4 SEP	ASHAPATOV Alexey	RUS	16.20
	Discus Throw — F32 Men	Final	7 SEP	BAHLAZ Lahouari	ALG	22.30
	Discus Throw — F34 Men	Final	7 SEP	WANG Yanzhang	CHN	49.03
	Discus Throw — F33 Men	Final	7 SEP	ALNAKHLI Hani	KSA	34.65
	Discus Throw — F37 Men	Final	7 SEP	XIA Dong	CHN	55.81
	Discus Throw — F38 Men	Final	7 SEP	HARDANI Javad	IRI	52.91
	Discus Throw — F44 Men	Final	6 SEP	CAMPBELL Jeremy	USA	60.05
	Discus Throw — F51 Men	Final	6 SEP	BERRAHAL Mohamed	ALG	12.37
	Discus Throw — F52 Men	Final	6 SEP	APINIS Aigars	LAT	21.00
	Discus Throw — F54 Men	Final	5 SEP	MITROVIC Drazenko	SRB	32.97
	Discus Throw — F56 Men	Final	5 SEP	DIAZ Leonardo	CUB	44.63
	Discus Throw — F58 Men	Final	31 AUG	ASHAPATOV Alexey	RUS	60.72
	Javelin Throw — F12 Men	Final	5 SEP	ZHU Pengkai	CHN	64.38
	Javelin Throw — F33 Men	Final	1 SEP	KARDJENA Kamel	ALG	26.40
	Javelin Throw — F34 Men	Final	1 SEP	KAEDI Mohsen	IRI	38.30
	Javelin Throw — F42 Men	Final	7 SEP	FU Yanlong	CHN	52.79
	Javelin Throw — F44 Men	Final	2 SEP	GAO Mingjie	CHN	58.53
	Javelin Throw — F58 Men	Final	8 SEP	KHALVANDI Mohammad	IRI	50.98
	Javelin Throw — F57 Men	Final	8 SEP	BATISTA dos SANTOS Claudiney	BRA	45.38
	Club Throw — F51 Men	Final	31 AUG	DIMITRIJEVIC Zeljko	SRB	26.88
	Club Throw — F32 Men	Final	31 AUG	BAHLAZ Lahouari	ALG	36.31
Africa	100m — T11 Men	Semifinals 2/3	8 SEP	ARMANDO Jose Sayovo	ANG	11.32
	100m — T13 Men	Round 1 2/2	31 AUG	NTUTU Jonathan	RSA	11.00
	100m — T37 Men	Final	8 SEP	van der MERWE Fanie	RSA	11.51
	100m — T38 Men	Final	1 SEP	BUIS Dyan	RSA	11.11
	100m — T44 Men	Final	6 SEP	FOURIE Arnu	RSA	11.08
	100m — T51 Men	Final	3 SEP	BERRAHAL Mohamed	ALG	22.97
	200m — T13 Men	Final	7 SEP	NTUTU Jonathan	RSA	22.37
	200m — T34 Men	Round 1 2/2	4 SEP	KTILA Walid	TUN	27.98
	200m — T34 Men	Final	4 SEP	KTILA Walid	TUN	27.98
	200m — T35 Men	Final	6 SEP	BOUKHALFA Allel	ALG	26.70
	200m — T38 Men	Final	8 SEP	BUIS Dyan	RSA	22.51
	200m — T43 Men	Round 1 3/3	1 SEP	PISTORIUS Oscar	RSA	21.30
	200m — T44 Men	Final	2 SEP	FOURIE Arnu	RSA	22.49
	400m — T12 Men	Final	6 SEP	KHALDI Mahmoud	TUN	48.52
	400m — T46 Men	Final	4 SEP	MUVUNYI Hermas	RWA	49.59
	800m — T13 Men	Final	8 SEP	BAKA Abdellatif	ALG	1:53.01
	800m — T37 Men	Final	1 SEP	CHARMI Mohamed	TUN	2:01.45
	800m — T46 Men	Final	8 SEP	NOUIOUA Samir	ALG	1:52.33
	1500m — T11 Men	Final	3 SEP	KIMANI Samwel Mushai	KEN	3:58.37






## Records Brokeb

As of 9 SEP 2012


Record Type	Event	Phase	Date	Athlete / Team	NPC Code	Result
	1500m — T12 Men	Final	4 SEP	ZHIU Abderrahim	TUN	3:48.31
	1500m — T13 Men	Final	4 SEP	KORIR David	KEN	3:48.84
	1500m — T37 Men	Final	3 SEP	CHARMI Mohamed	TUN	4:14.90
	1500m — T46 Men	Final	4 SEP	TARBEI Abraham	KEN	3:50.15
	5000m — T12 Men	Final	3 SEP	CHENTOUF El Amin	MAR	13:53.76
	4x100m Relay — T42/T46 Men	Final	5 SEP	South Africa	RSA	41.78
	Marathon — T12 Men	Final	9 SEP	ZHIU Abderrahim	TUN	2:26:56
	Long Jump — F11 Men	Final	4 SEP	BENTRIA Firas	ALG	5.83
	Long Jump — F37 Men	Final	5 SEP	DALLE AVE Andrea	RSA	6.02
=Africa	Long Jump — F38 Men	Final	5 SEP	BUIS Dyan	RSA	6.48
Africa	100m — T11 Women	Round 1 2/3	4 SEP	GICASO Esperanca	ANG	12.98
	100m — T34 Women	Final	31 AUG	BEN JEMAA Yousra	TUN	20.52
	100m — T37 Women	Final	2 SEP	BENSON Johanna	NAM	14.23
	200m — T11 Women	Round 1 1/4	1 SEP	SILVA Maria Gomes Da	ANG	27.60
	200m — T34 Women	Round 1 1/2	6 SEP	BEN JEMAA Yousra	TUN	36.81
	200m — T37 Women	Final	5 SEP	BENSON Johanna	NAM	29.26
	200m — T46 Women	Final	1 SEP	LIEBENBERG Anrune	RSA	25.55
	200m — T53 Women	Final	6 SEP	FORDJOUR Anita	GHA	34.31
	400m — T37 Women	Final	8 SEP	BAHI Neda	TUN	1:05.86
	Long Jump — F37 Women	Final	31 AUG	BAHI Neda	TUN	4.35
	Shot Put — F32 Women	Final	6 SEP	IBRAHMI Maroua	TUN	5.75
	Shot Put — F40 Women	Final	8 SEP	TLILI Raoua	TUN	9.86
	Shot Put — F55 Women	Final	1 SEP	NNAJI Patricia Ndidi Amaka	NGR	7.37
	Shot Put — F58 Women	Final	8 SEP	IYIAZI Eucharía	NGR	11.11
	Discus Throw — F40 Women	Final	31 AUG	EL GARRAA Najat	MAR	32.37
	Javelin Throw — F34 Women	Final	3 SEP	BEN JEMAA Yousra	TUN	18.63
	Javelin Throw — F54 Women	Final	5 SEP	AIDI Hania	TUN	17.40
	Club Throw — F32 Women	Final	1 SEP	IBRAHMI Maroua	TUN	23.43
	Shot Put — F34 Men	Final	4 SEP	NOUIRI Azeddine	MAR	13.10
	Shot Put — F40 Men	Final	6 SEP	GHERZOULI Hocine	ALG	12.91
	Discus Throw — F32 Men	Final	7 SEP	BAHLAZ Lahouari	ALG	22.30
	Discus Throw — F34 Men	Final	7 SEP	KRID Mohamed Ali	TUN	41.79
	Discus Throw — F38 Men	Final	7 SEP	OUERFELLI Hamdi	TUN	45.02
	Discus Throw — F37 Men	Final	7 SEP	RAMADAN Mohamed Mohamed	EGY	51.92
	Discus Throw — F40 Men	Final	4 SEP	MEJRI Sofyane	TUN	38.07
	Discus Throw — F51 Men	Final	6 SEP	BERRAHAL Mohamed	ALG	12.37
	Discus Throw — F56 Men	Final	5 SEP	IBRAHIM Ibrahim	EGY	35.32
	Javelin Throw — F33 Men	Final	1 SEP	KARDJENA Kamel	ALG	26.40
	Javelin Throw — F40 Men	Final	7 SEP	NIKOUA-ROSEL Clemarot Christian	CAF	40.59
	Javelin Throw — F42 Men	Final	7 SEP	SCHUTTE Casper	RSA	48.12
	Javelin Throw — F44 Men	Final	2 SEP	FERNANDES Marcio Miguel Da Costa	CPV	46.04
	Javelin Throw — F56 Men	Final	8 SEP	IBRAHIM Ibrahim	EGY	34.31
	Club Throw — F51 Men	Final	31 AUG	ZEMZEMI Mohamed	TUN	24.63
America	100m — T35 Men	Round 1 1/2	31 AUG	BARRETO Hernan	ARG	13.22
	100m — T37 Men	Round 1 2/2	8 SEP	MONTEROLA Omar	VEN	11.68
	100m — T45 Men	Round 1 2/3	6 SEP	NASCIMENTO Yohansson	BRA	10.94
	100m — T54 Men	Round 1 2/3	1 SEP	THOM Curtis	CAN	14.47
	200m — T12 Men	Semifinals 3/3	7 SEP	JAMISON Josiah	USA	22.37
	200m — T35 Men	Final	6 SEP	BARRETO Hernan	ARG	26.59
	200m — T37 Men	Final	31 AUG	MONTEROLA Omar	VEN	23.34
	200m — T42 Men	Final	1 SEP	VANCE Shaquille	USA	25.55
	200m — T43 Men	Final	2 SEP	OLIVEIRA Alan Fonteles Cardoso	BRA	21.45



## Records Broken

As of 9 SEP 2012

Record Type	Event	Phase	Date	Athlete / Team	NPC Code	Result
	200m — T46 Men	Round 1 3/3	31 AUG	GONZALEZ ISIDORIA Raciol	CUB	22.09
	200m — T45 Men	Final	2 SEP	NASCIMENTO Yohansson	BRA	22.05
	400m — T12 Men	Semifinals 1/2	4 SEP	SIQUEIRA Thierb	BRA	50.11
	400m — T43 Men	Final	8 SEP	LEEPER Blake	USA	50.14
	400m — T44 Men	Final	8 SEP	PRINCE David	USA	50.61
	400m — T45 Men	Final	4 SEP	NASCIMENTO Yohansson	BRA	49.21
	800m — T36 Men	Final	6 SEP	CUADRA HOLMAN Gabriel De Jesus	NCA	2:23.93
	1500m — T11 Men	Final	3 SEP	SANTOS Odair	BRA	4:03.66
	4x100m Relay — T11/T13 Men	Round 1 2/3	5 SEP	Brazil	BRA	43.60
	4x400m Relay — T53/54 Men	Round 1 2/2	8 SEP	Canada	CAN	3:17.50
	Marathon — T12 Men	Final	9 SEP	SERNA MORENO Elkin Alonso	COL	2:26:39
	Long Jump — F37 Men	Final	5 SEP	CARDOZO SANCHEZ Benjamin Ivan	MEX	5.71
	100m — T11 Women	Final	5 SEP	GUILHERMINA Terezinha	BRA	12.01
	100m — T33 Women	Final	31 AUG	MESSER Kristen	USA	21.59
	100m — T35 Women	Final	7 SEP	McLACHLAN Virginia	CAN	16.42
	100m — T36 Women	Final	8 SEP	MARTINEZ Yanina Andrea	ARG	15.00
	100m — T46 Women	Round 1 1/2	4 SEP	CASTILLO Yunidis	CUB	11.95
	200m — T35 Women	Final	31 AUG	McLACHLAN Virginia	CAN	34.31
	200m — T36 Women	Round 1 2/2	1 SEP	MARTINEZ Yanina Andrea	ARG	31.48
	200m — T46 Women	Final	1 SEP	CASTILLO Yunidis	CUB	24.45
	400m — T46 Women	Final	8 SEP	CASTILLO Yunidis	CUB	55.72
	1500m — T11 Women	Final	4 SEP	ARANGO BUITRAGO Maritza	COL	5:05.72
	Shot Put — F35 Women	Final	2 SEP	OLIVEIRA Marivana	BRA	8.15
	Shot Put — F37 Women	Final	4 SEP	COELHO Shirlene	BRA	10.60
	Shot Put — F58 Women	Final	8 SEP	ORTIZ HERNANDEZ Angeles	MEX	11.43
	Discus Throw — F35 Women	Final	31 AUG	OLIVEIRA Marivana	BRA	23.73
	Discus Throw — F51 Women	Final	7 SEP	COLE Zena	USA	5.25
	Discus Throw — F52 Women	Final	7 SEP	MITCHELL Cassie	USA	12.96
	Javelin Throw — F12 Women	Final	2 SEP	VALENZUELA ALVAREZ Rebeca	MEX	34.17
	Javelin Throw — F37 Women	Final	8 SEP	COELHO Shirlene	BRA	37.86
	Javelin Throw — F54 Women	Final	5 SEP	TORRES MARTINEZ Yanive	COL	13.03
	Javelin Throw — F56 Women	Final	5 SEP	MADSEN Angela	USA	21.20
	Triple Jump — F46 Men	Final	1 SEP	FAWEHINMI Tobi	USA	13.58
	Shot Put — F34 Men	Final	4 SEP	VALENCIA Mauricio	COL	11.82
	Shot Put — F57 Men	Final	4 SEP	BATISTA dos SANTOS Claudiney	BRA	12.87
	Discus Throw — F56 Men	Final	5 SEP	DIAZ Leonardo	CUB	44.63
	Discus Throw — F57 Men	Final	31 AUG	BATISTA dos SANTOS Claudiney	BRA	45.90
	Javelin Throw — F34 Men	Final	1 SEP	VALENCIA Mauricio	COL	33.31
	Javelin Throw — F53 Men	Final	4 SEP	CUNNINGHAM Alphanso	JAM	21.84
	Javelin Throw — F54 Men	Final	8 SEP	ZEPEDA FELIX Luis Alberto	MEX	28.07
	Javelin Throw — F57 Men	Final	8 SEP	BATISTA dos SANTOS Claudiney	BRA	45.38
Asia	100m — T11 Men	Semifinals 1/3	8 SEP	XUE Lei	CHN	11.16
	100m — T12 Men	Final	4 SEP	LI Yansong	CHN	10.91
	100m — T33 Men	Round 1 1/2	8 SEP	ALMUTAIRI Ahmad	KUW	17.67
	100m — T34 Men	Final	8 SEP	HAMMADI Mohamed	UAE	16.41
	100m — T37 Men	Final	8 SEP	LIANG Yongbin	CHN	11.51
	100m — T38 Men	Final	1 SEP	ZHOU Wenjun	CHN	11.22
	100m — T42 Men	Round 1 2/2	7 SEP	YAMAMOTO Atsushi	JPN	12.87
	100m — T44 Men	Round 1 2/3	5 SEP	LIU Zhiming	CHN	11.84
	100m — T45 Men	Final	6 SEP	ZHAO Xu	CHN	11.05
	100m — T54 Men	Round 1 1/3	1 SEP	LIU Yang	CHN	13.91
	200m — T11 Men	Semifinals 2/3	4 SEP	SHANG Baolong	CHN	23.22




## Records Broken

As of 9 SEP 2012

Record Type	Event	Phase	Date	Athlete / Team	NPC Code	Result
	200m — T12 Men	Final	8 SEP	LI Yansong	CHN	22.04
	200m — T33 Men	Round 1 2/2	4 SEP	ALMUTAIRI Ahmad	KUW	31.02
	200m — T35 Men	Final	6 SEP	FU Xinhan	CHN	26.21
	200m — T37 Men	Final	31 AUG	SHANG Guangxu	CHN	23.15
	200m — T38 Men	Final	8 SEP	ZHOU Wenjun	CHN	22.65
	200m — T42 Men	Final	1 SEP	YAMAMOTO Atsushi	JPN	26.76
	200m — T44 Men	Round 1 3/3	1 SEP	SATO Keita	JPN	24.34
	200m — T46 Men	Final	2 SEP	ARESTI Antonis	CYP	22.40
	200m — T52 Men	Round 1 2/2	8 SEP	ITO Tomoya	JPN	31.49
	400m — T13 Men	Final	2 SEP	KADHIM Hussein	IRQ	49.76
	400m — T36 Men	Final	4 SEP	CHE Mian	CHN	55.99
	400m — T38 Men	Final	3 SEP	ZHOU Wenjun	CHN	51.56
	400m — T44 Men	Round 1 1/2	7 SEP	LIU Zhiming	CHN	54.82
	400m — T46 Men	Final	4 SEP	UGGL DENA PATHIRANNEHELAG P	SRI	49.28
	5000m — T11 Men	Final	7 SEP	WADA Shinya	JPN	15:55.26
	5000m — T12 Men	Final	3 SEP	HORIKOSHI Tadashi	JPN	14:48.89
	4x100m Relay — T11/T13 Men	Final	5 SEP	People's Republic of China	CHN	42.68
	4x100m Relay — T42/T46 Men	Final	5 SEP	People's Republic of China	CHN	42.98
	4x400m Relay — T53/54 Men	Final	8 SEP	People's Republic of China	CHN	3:05.46
	Marathon — T12 Men	Final	9 SEP	OKAMURA Masahiro	JPN	2:28:51
=Asia	High Jump — F44 Men	Final	8 SEP	SUZUKI Toru	JPN	1.98
Asia	High Jump — F46 Men	Final	8 SEP	CHEN Hongjie	CHN	2.01
	Long Jump — F36 Men	Final	5 SEP	XU Ran	CHN	5.07
	Long Jump — F37 Men	Final	5 SEP	MA Yuxi	CHN	6.26
	Long Jump — F44 Men	Final	31 AUG	WANG QiuHong	CHN	6.27
	Long Jump — F42 Men	Final	31 AUG	YAMAMOTO Atsushi	JPN	5.95
	Long Jump — F46 Men	Final	3 SEP	LIU Fuliang	CHN	7.15
	100m — T12 Women	Round 1 5/5	1 SEP	ZHOU Guohua	CHN	11.91
	100m — T35 Women	Final	7 SEP	LIU Ping	CHN	15.44
	100m — T37 Women	Round 1 2/2	2 SEP	CAO Yuanhang	CHN	14.76
	100m — T38 Women	Final	1 SEP	CHEN Junfei	CHN	13.53
	100m — T46 Women	Round 1 2/2	4 SEP	WANG Yanping	CHN	12.82
	100m — T54 Women	Final	8 SEP	LIU Wenjun	CHN	15.82
	200m — T12 Women	Final	6 SEP	ZHOU Guohua	CHN	24.66
	200m — T38 Women	Final	6 SEP	CHEN Junfei	CHN	27.39
	200m — T46 Women	Final	1 SEP	WANG Yanping	CHN	26.38
	400m — T54 Women	Final	3 SEP	DONG Hongjiao	CHN	55.43
	800m — T53 Women	Final	5 SEP	ZHOU Hongzhuan	CHN	1:52.85
	800m — T54 Women	Round 1 1/3	4 SEP	LIU Wenjun	CHN	1:48.49
	4x100m Relay — T35/T38 Women	Final	4 SEP	People's Republic of China	CHN	55.65
	Long Jump — F11 Women	Final	7 SEP	JIA Juntingxian	CHN	4.73
	Long Jump — F44 Women	Final	2 SEP	WANG Juan	CHN	4.80
	Long Jump — F46 Women	Final	2 SEP	OUYANG Jingling	CHN	5.41
	Shot Put — F11 Women	Final	5 SEP	TANG Hongxia	CHN	12.47
	Shot Put — F36 Women	Final	2 SEP	WU Qing	CHN	10.64
	Shot Put — F35 Women	Final	2 SEP	WANG Jun	CHN	12.07
	Shot Put — F37 Women	Final	4 SEP	MI Na	CHN	12.20
	Shot Put — F40 Women	Final	8 SEP	MENG Genjimisu	CHN	9.13
	Shot Put — F44 Women	Final	3 SEP	YAO Juan	CHN	13.05
	Shot Put — F54 Women	Final	1 SEP	YANG Liwan	CHN	7.50
	Discus Throw — F35 Women	Final	31 AUG	BAO Jiongyu	CHN	25.85
	Discus Throw — F36 Women	Final	31 AUG	WU Qing	CHN	28.01






## Records Broken

As of 9 SEP 2012


Record Type	Event	Phase	Date	Athlete / Team	NPC Code	Result
	Discus Throw — F37 Women	Final	6 SEP	MI Na	CHN	35.35
	Discus Throw — F40 Women	Final	31 AUG	MENG Genjimu	CHN	30.44
	Discus Throw — F53 Women	Final	7 SEP	NEDHAM Fatema	BRN	9.83
	Javelin Throw — F37 Women	Final	8 SEP	JIA Qianqian	CHN	31.62
	Javelin Throw — F46 Women	Final	1 SEP	ZHAO Hongmei	CHN	38.41
	Javelin Throw — F54 Women	Final	5 SEP	YANG Liwan	CHN	17.89
	Javelin Throw — F57 Women	Final	6 SEP	LIU Ming	CHN	23.48
	Club Throw — F31 Women	Final	1 SEP	KIM Sunjeong	KOR	10.98
	Triple Jump — F46 Men	Final	1 SEP	LIU Fuliang	CHN	15.20
	Shot Put — F32 Men	Final	5 SEP	NASER Mohammad	KUW	7.95
	Shot Put — F34 Men	Final	4 SEP	KAEDI Mohsen	IRI	12.94
	Shot Put — F37 Men	Final	5 SEP	XIA Dong	CHN	17.52
	Shot Put — F38 Men	Final	5 SEP	HARDANI Javad	IRI	15.43
	Shot Put — F40 Men	Final	6 SEP	WANG Zhiming	CHN	14.46
	Shot Put — F46 Men	Final	6 SEP	HOU Zhanbiao	CHN	15.57
	Shot Put — F56 Men	Final	1 SEP	MUSAYEV Olokhan	AZE	11.93
	Shot Put — F55 Men	Final	1 SEP	BAGHERI JEDDI Jalil	IRI	11.63
	Shot Put — F58 Men	Final	4 SEP	WU Guoshan	CHN	15.40
	Discus Throw — F34 Men	Final	7 SEP	WANG Yanzhang	CHN	49.03
	Discus Throw — F33 Men	Final	7 SEP	ALNAKHLI Hani	KSA	34.65
	Discus Throw — F37 Men	Final	7 SEP	XIA Dong	CHN	55.81
	Discus Throw — F38 Men	Final	7 SEP	HARDANI Javad	IRI	52.91
	Discus Throw — F40 Men	Final	4 SEP	WANG Zhiming	CHN	45.78
	Discus Throw — F44 Men	Final	6 SEP	SEPAHVAND Farzad	IRI	58.39
	Javelin Throw — F12 Men	Final	5 SEP	ZHU Pengkai	CHN	64.38
	Javelin Throw — F34 Men	Final	1 SEP	KAEDI Mohsen	IRI	38.30
	Javelin Throw — F40 Men	Final	7 SEP	WANG Zhiming	CHN	47.95
	Javelin Throw — F42 Men	Final	7 SEP	FU Yanlong	CHN	52.79
	Javelin Throw — F56 Men	Final	8 SEP	BIN MASRI Faridul	MAS	36.78
	Javelin Throw — F58 Men	Final	8 SEP	KHALVANDI Mohammad	IRI	50.98
Europe	100m — T13 Men	Final	1 SEP	SMYTH Jason	IRL	10.46
	100m — T35 Men	Final	1 SEP	TSARUK Iurii	UKR	12.62
	100m — T37 Men	Final	8 SEP	KAPRANOV Roman	RUS	11.56
	100m — T42 Men	Final	7 SEP	POPOW Heinrich	GER	12.40
	100m — T54 Men	Round 1 2/3	1 SEP	TAHTI Leo Pekka	FIN	13.63
	200m — T12 Men	Final	8 SEP	MICHALSKI Mateusz	POL	21.56
	200m — T13 Men	Final	7 SEP	SMYTH Jason	IRL	21.05
	200m — T35 Men	Final	6 SEP	TSARUK Iurii	UKR	25.86
	200m — T36 Men	Final	6 SEP	PAVLYK Roman	UKR	24.70
	200m — T37 Men	Final	31 AUG	KAPRANOV Roman	RUS	23.10
	200m — T42 Men	Final	1 SEP	WHITEHEAD Richard	GBR	24.38
	200m — T53 Men	Final	7 SEP	BUSHELL Mickey	GBR	26.32
	400m — T13 Men	Final	2 SEP	LABZIN Alexey	RUS	48.59
	400m — T36 Men	Final	4 SEP	SHVETCOV Evgenii	RUS	53.31
	400m — T43 Men	Round 1 2/2	7 SEP	BEHRE David	GER	51.37
	400m — T46 Men	Final	4 SEP	MATZINGER Gunther	AUT	48.45
	800m — T37 Men	Final	1 SEP	McKILLOP Michael	IRL	1:57.22
	800m — T46 Men	Final	8 SEP	MATZINGER Gunther	AUT	1:51.82
	1500m — T13 Men	Round 1 1/2	2 SEP	AKHTYAMOV Alexey	RUS	3:55.46
	1500m — T12 Men	Final	4 SEP	DEVINE David	GBR	3:49.79
	5000m — T12 Men	Final	3 SEP	NIEVES Gustavo	ESP	14:22.93
	Marathon — T12 Men	Final	9 SEP	SUAREZ LASO Alberto	ESP	2:24:50



## Records Broken

As of 9 SEP 2012

Record Type	Event	Phase	Date	Athlete / Team	NPC Code	Result
	High Jump — F44 Men	Final	8 SEP	LEPIATO Maciej	POL	2.12
=Europe	Long Jump — F38 Men	Final	5 SEP	ONUFRIYENKO Andriy	UKR	6.09
Europe	Long Jump — F37 Men	Final	5 SEP	KHUGAEV Gocha	RUS	6.31
	Long Jump — F44 Men	Final	31 AUG	REHM Markus	GER	7.35
	100m — T12 Women	Final	2 SEP	CLEGG Libby	GBR	12.13
	100m — T13 Women	Final	6 SEP	KEITA Nantenin	FRA	12.47
	100m — T35 Women	Final	7 SEP	CORSO Oxana	ITA	15.94
	100m — T37 Women	Final	2 SEP	FRANCOIS-ELIE Mandy	FRA	14.08
	100m — T42 Women	Final	5 SEP	CAIRONI Martina	ITA	15.87
	100m — T43 Women	Round 1 2/2	1 SEP	van RHIJN Marlou	NED	13.27
	100m — T46 Women	Final	5 SEP	RODOMAKINA Nikol	RUS	12.49
	100m — T52 Women	Final	5 SEP	VERVOORT Marieke	BEL	19.69
	100m — T54 Women	Final	8 SEP	KOTAJA Amanda	FIN	16.29
	200m — T12 Women	Final	6 SEP	EL HANNOUNI Assia	FRA	24.46
	200m — T35 Women	Final	31 AUG	CORSO Oxana	ITA	33.68
	200m — T37 Women	Round 1 2/2	5 SEP	WOODWARD Bethany	GBR	29.50
	200m — T43 Women	Final	6 SEP	van RHIJN Marlou	NED	26.18
	200m — T44 Women	Final	6 SEP	le FUR Marie-Amelie	FRA	26.76
	200m — T46 Women	Final	1 SEP	FIODOROW Alicja	POL	25.49
	200m — T52 Women	Final	1 SEP	VERVOORT Marieke	BEL	34.83
	400m — T37 Women	Final	8 SEP	KRAVCHENKO Viktoriya	UKR	1:07.32
	1500m — T11 Women	Final	4 SEP	MINETTI Annalisa	ITA	4:48.88
	Long Jump — F12 Women	Final	7 SEP	ZUBKOVSKA Oksana	UKR	6.60
	Long Jump — F20 Women	Final	3 SEP	KUCHARCZYK Karolina	POL	6.00
	Shot Put — F11 Women	Final	5 SEP	LEGNANTE Assunta	ITA	16.74
	Shot Put — F34 Women	Final	6 SEP	KOBER Birgit	GER	10.25
	Shot Put — F35 Women	Final	2 SEP	POMAZAN Mariia	UKR	12.22
	Shot Put — F37 Women	Final	4 SEP	BERNA Eva	CZE	11.00
	Shot Put — F57 Women	Final	8 SEP	VOLIK Larisa	RUS	10.05
	Shot Put — F58 Women	Final	8 SEP	ENEVA Stela	BUL	11.38
	Discus Throw — F35 Women	Final	31 AUG	POMAZAN Mariia	UKR	30.12
	Discus Throw — F40 Women	Final	31 AUG	KABIESZ Daria	POL	24.99
	Discus Throw — F51 Women	Final	7 SEP	PEARSON Josie	GBR	6.58
	Javelin Throw — F12 Women	Final	2 SEP	DRAGIC Tanja	SRB	42.51
	Javelin Throw — F46 Women	Final	1 SEP	PIEKART Katarzyna	POL	41.15
	Javelin Throw — F34 Women	Final	3 SEP	KOBER Birgit	GER	27.03
	Javelin Throw — F57 Women	Final	6 SEP	VOLIK Larisa	RUS	21.95
	Club Throw — F32 Women	Final	1 SEP	PRESCOTT Gemma	GBR	20.50
	Triple Jump — F46 Men	Final	1 SEP	ASSOUMANI Arnaud	FRA	14.28
	Shot Put — F12 Men	Final	3 SEP	HOLIVETS Andrii	UKR	16.25
	Shot Put — F20 Men	Final	7 SEP	IGE Jeffrey	SWE	15.50
	Shot Put — F32 Men	Final	5 SEP	SOCHAL Maciej	POL	9.18
	Shot Put — F34 Men	Final	4 SEP	CIBONE Thierry	FRA	12.86
	Shot Put — F46 Men	Final	6 SEP	PROKHOROV Nikita	RUS	15.68
	Shot Put — F52 Men	Final	31 AUG	APINIS Aigars	LAT	10.23
	Discus Throw — F32 Men	Final	7 SEP	SERBUS Frantisek	CZE	20.64
	Discus Throw — F33 Men	Final	7 SEP	TSCHERNIAWSKY Kieran	GBR	29.05
	Discus Throw — F34 Men	Final	7 SEP	EL'MIN Alexander	RUS	39.85
	Discus Throw — F37 Men	Final	7 SEP	BLATKIEWICZ Tomasz	POL	54.02
=Europe	Discus Throw — F38 Men	Final	7 SEP	DOROSHENKO Oleksandr	UKR	44.58
Europe	Discus Throw — F40 Men	Final	4 SEP	STATHELAKOS Paschalis	GRE	44.11
	Discus Throw — F42 Men	Final	2 SEP	DAVIES Aled	GBR	46.14



## Records Broken

As of 9 SEP 2012

Record Type	Event	Phase	Date	Athlete / Team	NPC Code	Result
	Discus Throw — F52 Men	Final	6 SEP	APINIS Aigars	LAT	21.00
	Discus Throw — F54 Men	Final	5 SEP	MITROVIC Drazenko	SRB	32.97
	Discus Throw — F58 Men	Final	31 AUG	ASHAPATOV Alexey	RUS	60.72
	Javelin Throw — F34 Men	Final	1 SEP	CIBONE Thierry	FRA	36.20
	Javelin Throw — F44 Men	Final	2 SEP	FALELAVAKI Tony	FRA	58.21
	Club Throw — F51 Men	Final	31 AUG	DIMITRIJEVIC Zeljko	SRB	26.88
Oceania	100m — T34 Men	Final	8 SEP	McCRACKEN Rheed	AUS	16.30
	100m — T38 Men	Final	1 SEP	O'HANLON Evan	AUS	10.79
	200m — T34 Men	Round 1 2/2	4 SEP	McCRACKEN Rheed	AUS	28.89
	200m — T38 Men	Final	8 SEP	O'HANLON Evan	AUS	21.82
	200m — T53 Men	Final	7 SEP	COLMAN Richard	AUS	26.67
	800m — T37 Men	Final	1 SEP	SCOTT Brad	AUS	2:02.04
	High Jump — F42 Men	Final	3 SEP	DELANA Iliesa	FIJ	1.74
	100m — T34 Women	Round 1 2/2	31 AUG	LITTLE Rosemary	AUS	20.65
	100m — T42 Women	Final	5 SEP	CARTWRIGHT Kelly	AUS	16.14
	100m — T53 Women	Final	2 SEP	BALLARD Angela	AUS	17.14
	200m — T34 Women	Round 1 1/2	6 SEP	LITTLE Rosemary	AUS	34.69
	200m — T53 Women	Final	6 SEP	BALLARD Angela	AUS	29.35
	400m — T53 Women	Final	8 SEP	BALLARD Angela	AUS	56.06
	4x100m Relay — T35/T38 Women	Final	4 SEP	Australia	AUS	56.32
	Marathon — T53/54 Women	Final	9 SEP	DAWES Christie	AUS	1:49:37
	Long Jump — F42 Women	Final	2 SEP	CARTWRIGHT Kelly	AUS	4.38
	Javelin Throw — F37 Women	Final	8 SEP	BEIKOFF Georgia	AUS	29.84
	Shot Put — F20 Men	Final	7 SEP	HODGETTS Todd	AUS	16.29
	Javelin Throw — F34 Men	Final	1 SEP	BOWEN Damien	AUS	35.72

**LEGEND**

**=WR** Equal World Record      **PR** Paralympic Record      **WR** World Record




## Records by Type

As of 9 SEP 2012

### Men's

#### World Records

Event	Name	NPC Code	Record	Wind	Location (NPC Code)	Date
100m — T11	PRADO Lucas	BRA	11.03	+0.4	Beijing (CHN)	9 SEP 2008
100m — T12	MURADOV Elchin	AZE	10.66	-0.4	Imola (ITA)	19 JUN 2010
100m — T13	SMYTH Jason	IRL	10.46	+0.6	London (GBR)	1 SEP 2012
100m — T33	ALMUTAIRI Ahmad	KUW	17.67	+0.4	London (GBR)	8 SEP 2012
100m — T34	KTILA Walid	TUN	15.69	+0.1	Kuwait City (KUW)	17 JAN 2012
100m — T35	YANG Sen	CHN	12.29	-0.3	Beijing (CHN)	13 SEP 2008
100m — T36	BALLARD Graeme	GBR	11.98	+1.9	Manchester (GBR)	22 MAY 2012
100m — T37	van der MERWE Fanie	RSA	11.51	+0.4	London (GBR)	8 SEP 2012
	LIANG Yongbin	CHN	11.51	+0.4	London (GBR)	8 SEP 2012
100m — T38	O'HANLON Evan	AUS	10.79	+0.4	London (GBR)	1 SEP 2012
100m — T42	CONNOR Earle	CAN	12.14	+0.4	Leverkusen (GER)	1 JUN 2002
100m — T43	PISTORIUS Oscar	RSA	10.91	+1.5	Johannesburg (RSA)	4 APR 2007
100m — T44	PEACOCK Jonnie	GBR	10.85	+0.7	Indianapolis, IN (USA)	1 JUL 2012
100m — T45	NASCIMENTO Yohansson	BRA	10.94	+0.2	London (GBR)	6 SEP 2012
100m — T46	AJIBOLA Adeoye	NGR	10.72	0.0	Barcelona (ESP)	6 SEP 1992
100m — T51	PIISPANEN Toni	FIN	21.11	+1.2	Pratteln (SUI)	17 MAY 2012
100m — T52	NITZ Paul	USA	16.73	+0.4	Nottwil (SUI)	20 MAY 2012
100m — T53	BUSHELL Mickey	GBR	14.47	+0.5	Arbon (SUI)	24 JUN 2010
100m — T54	TAHTI Leo Pekka	FIN	13.63	+1.0	London (GBR)	1 SEP 2012
200m — T11	PRADO Lucas	BRA	22.48	-0.1	Beijing (CHN)	13 SEP 2008
200m — T12	MICHALSKI Mateusz	POL	21.56	+1.0	London (GBR)	8 SEP 2012
200m — T13	SMYTH Jason	IRL	21.05	-0.3	London (GBR)	7 SEP 2012
200m — T33	ALMUTAIRI Ahmad	KUW	31.02	-0.3	London (GBR)	4 SEP 2012
200m — T34	KTILA Walid	TUN	27.98	-0.3	London (GBR)	4 SEP 2012
	KTILA Walid	TUN	27.98	-0.4	London (GBR)	4 SEP 2012
200m — T35	TSARUK Iurii	UKR	25.86	-0.2	London (GBR)	6 SEP 2012
200m — T36	SO Wa Wai	HKG	24.65	-0.2	Beijing (CHN)	15 SEP 2008
200m — T37	van der MERWE Fanie	RSA	23.10	+1.7	Maputo (MOZ)	15 SEP 2011
	KAPRANOV Roman	RUS	23.10	+0.2	London (GBR)	31 AUG 2012
200m — T38	O'HANLON Evan	AUS	21.82	-0.2	London (GBR)	8 SEP 2012
200m — T42	WHITEHEAD Richard	GBR	24.38	+0.3	London (GBR)	1 SEP 2012
200m — T43	PISTORIUS Oscar	RSA	21.30	-0.1	London (GBR)	1 SEP 2012
200m — T44	FOURIE Arnu	RSA	22.49	-0.1	London (GBR)	2 SEP 2012
200m — T45	NASCIMENTO Yohansson	BRA	22.05	+0.1	London (GBR)	2 SEP 2012
200m — T46	FRANCIS Heath	AUS	21.74	+0.8	Beijing (CHN)	9 SEP 2008
200m — T51	PIISPANEN Toni	FIN	39.25	+1.2	Pratteln (SUI)	17 MAY 2012
200m — T52	MARTIN Raymond	USA	30.18	+1.0	Indianapolis, IN (USA)	1 JUL 2012
200m — T53	WADDELL Christopher	USA	25.24	0.0	Atlanta, GA (USA)	2 JUL 2004
400m — T11	SILVA Daniel	BRA	49.82		Guadalajara (MEX)	18 NOV 2011
400m — T12	KHALDI Mahmoud	TUN	48.52		London (GBR)	6 SEP 2012
400m — T13	ADESOCI Adekunle	NGR	47.88		Johannesburg (RSA)	1999
400m — T36	SHVETCOV Evgenii	RUS	53.31		London (GBR)	4 SEP 2012
400m — T37	DRIHA Oleksandr	UKR	52.70		Athens (GRE)	25 SEP 2004
400m — T38	CHIDA Mohamed Farhat	TUN	49.33		Christchurch (NZL)	29 JAN 2011
400m — T42	WHITEHEAD Richard	GBR	57.06		Manchester (GBR)	27 MAY 2011
400m — T43	PISTORIUS Oscar	RSA	45.39		Daegu (KOR)	28 AUG 2011
400m — T44	PRINCE David	USA	50.61		London (GBR)	8 SEP 2012
400m — T45	NASCIMENTO Yohansson	BRA	49.21		London (GBR)	4 SEP 2012
400m — T46	FRANCIS Heath	AUS	47.69		Beijing (CHN)	10 SEP 2008
400m — T51	NAVARRO SANCHEZ Edgar Cesareo	MEX	1:18.57		Atlanta (USA)	2 JUL 2004
400m — T52	ITO Tomoya	JPN	57.25		Beijing (CHN)	12 SEP 2008
400m — T53	HONG Sukman	KOR	47.36		Arbon (SUI)	26 JUN 2010
400m — T54	ZHANG Lixin	CHN	45.07		Beijing (CHN)	10 SEP 2008
800m — T11	SANTOS Odair	BRA	1:58.47		Sao Paulo (BRA)	6 AUG 2011
800m — T12	ZHIOU Abderrahim	TUN	1:52.13		Beijing (CHN)	10 SEP 2008
800m — T13	RASHID Lazaro	CUB	1:52.50		Rio de Janeiro (BRA)	19 AUG 2007
800m — T36	SHVETCOV Evgenii	RUS	2:05.05		Stadskanaal (NED)	26 JUN 2012



## Records by Type

As of 9 SEP 2012

### Men's

Event	Name	NPC Code	Record	Wind	Location (NPC Code)	Date
800m — T37	McKILLOP Michael	IRL	1:57.22		London (GBR)	1 SEP 2012
800m — T45	REIS de SOUSA Yagonny	BRA	2:01.06		Sao Paulo (BRA)	16 JUN 2012
800m — T46	MATZINGER Gunther	AUT	1:51.82		London (GBR)	8 SEP 2012
800m — T51	BLATTMAN Fabian	AUS	2:40.15		Etobicoke (CAN)	25 JUN 1995
800m — T52	ITO Tomoya	JPN	1:52.31		Beijing (CHN)	14 SEP 2008
800m — T53	HONG Sukman	KOR	1:34.91		Arbon (SUI)	24 JUN 2010
800m — T54	HUG Marcel	SUI	1:31.12		Arbon (SUI)	26 JUN 2010
1500m — T11	KIMANI Samwel Mushai	KEN	3:58.37		London (GBR)	3 SEP 2012
1500m — T12	ZHIUO Abderrahim	TUN	3:48.31		London (GBR)	4 SEP 2012
1500m — T13	KORIR David	KEN	3:48.84		London (GBR)	4 SEP 2012
1500m — T20	KORC Rafal	POL	3:54.07		Tunis (TUN)	6 JUL 2003
1500m — T37	McKillop Michael	IRL	3:59.54		London (GBR)	8 MAY 2012
1500m — T45	MEZA ZEMPOALTECATL Pedro	MEX	4:08.26		Athens (GRE)	20 SEP 2004
1500m — T46	TARBEI Abraham	KEN	3:50.15		London (GBR)	4 SEP 2012
1500m — T53/54	HUG Marcel	SUI	2:54.51		Arbon (SUI)	24 JUN 2010
5000m — T11	WANYOIKE Henry	KEN	15:11.07		Athens (GRE)	24 SEP 2004
5000m — T12	CHENTOUF El Amin	MAR	13:53.76		London (GBR)	3 SEP 2012
5000m — T53/54	HUG Marcel	SUI	9:53.05		Arbon (SUI)	24 JUN 2010
4x100m Relay — T11/T13	SPAIN	ESP	42.46		Berlin (GER)	28 JUL 1994
4x100m Relay — T42/T46	South Africa	RSA	41.78		London (GBR)	5 SEP 2012
4x400m Relay — T53/54	People's Republic of China	CHN	3:05.46		London (GBR)	8 SEP 2012
High Jump — F42	BOLDT Arnold	CAN	1.96		Arnhem (NED)	17 JUN 1980
High Jump — F44	LEPIATO Maciej	POL	2.12		London (GBR)	8 SEP 2012
High Jump — F45	BERG Matthias	GER	1.68		New York (USA)	27 JUN 1984
High Jump — F46	CHATMAN Aaron	AUS	2.05		Canberra, ACT (AUS)	3 MAR 2007
Long Jump — F11	GILLETTE Elexis	USA	6.73	-1.6	Mesa, AZ (USA)	7 MAY 2011
Long Jump — F13	GUTIERREZ Luis Felipe	CUB	7.66	-0.8	Guadalajara (MEX)	18 NOV 2011
Long Jump — F20	EXPOSITO PINEIRO Jose Antonio	ESP	7.48	0.0	Petret (ESP)	22 JAN 2005
Long Jump — F36	PAVLYK Roman	UKR	5.33	+1.2	Espoo (FIN)	24 AUG 2005
Long Jump — F37	KHUGAEV Gocha	RUS	6.31	+0.1	London (GBR)	5 SEP 2012
Long Jump — F38	BUIS Dyan	RSA	6.48	+0.5	London (GBR)	5 SEP 2012
	BUIS Dyan	RSA	6.48	+1.0	Leverkusen (GER)	13 JUL 2012
Long Jump — F42	CZYZ Wojtek	GER	6.50	+0.6	Beijing (CHN)	16 SEP 2008
Long Jump — F43	KENNISON Joshua	USA	5.29	-0.9	Indianapolis, Indiana (USA)	1 JUL 2012
Long Jump — F44	REHM Markus	GER	7.35	+1.2	London (GBR)	31 AUG 2012
Long Jump — F45	REN Daichang	CHN	6.41	+0.7	Kuala Lumpur (MAS)	29 NOV 2006
Long Jump — F46	ASSOUMANI Arnaud	FRA	7.58	+0.6	Christchurch (NZL)	22 JAN 2011
Triple Jump — F11	LI Duan	CHN	13.71	+0.2	Beijing (CHN)	12 SEP 2008
Triple Jump — F12	AL SHANQITI Osamah Masaud	KSA	15.37	+0.5	Beijing (CHN)	8 SEP 2008
Triple Jump — F45	SZLEZAK J	POL	12.00	0.0	New York (USA)	27 JUN 1984
Triple Jump — F46	LIU Fuliang	CHN	15.20	+1.1	London (GBR)	1 SEP 2012
Shot Put — F11	CASINO David	ESP	15.26		Sydney, NSW (AUS)	20 OCT 2000
Shot Put — F12	SUN Haitao	CHN	16.62		Athens (GRE)	21 SEP 2004
Shot Put — F20	HODGETTS Todd	AUS	16.29		London (GBR)	7 SEP 2012
Shot Put — F32	BETINA Karim	ALG	10.89		Christchurch (NZL)	22 JAN 2011
Shot Put — F33	KARDJENA Kamel	ALG	12.24		Christchurch (NZL)	22 JAN 2011
Shot Put — F34	NOUIRI Azeddine	MAR	13.10		London (GBR)	4 SEP 2012
Shot Put — F37	XIA Dong	CHN	17.52		London (GBR)	5 SEP 2012
Shot Put — F38	ABDELWARETH Ibrahim Ahmed	EGY	15.58		Christchurch (NZL)	27 JAN 2011
Shot Put — F40	WANG Zhiming	CHN	14.46		London (GBR)	6 SEP 2012
Shot Put — F42	KRALJ Darko	CRO	14.43		Beijing (CHN)	10 SEP 2008
Shot Put — F43	FRISCHMANN Jorg	GER	14.21		Atlanta (USA)	18 AUG 1996
Shot Put — F44	CHRISTIANSEN Jackie	DEN	18.38		Olomouc (CZE)	21 AUG 2011
Shot Put — F46	PROKHOROV Nikita	RUS	15.68		London (GBR)	6 SEP 2012
Shot Put — F52	APINIS Aigars	LAT	10.23		London (GBR)	31 AUG 2012
Shot Put — F53	MAXIMO de JESUS Mauro	MEX	8.72		Beijing (CHN)	16 SEP 2008
Shot Put — F54	TISCHLER Georg	AUT	10.32		Bangalore (IND)	30 NOV 2009
Shot Put — F55	NEMEC Martin	CZE	11.85		Olomouc (CZE)	24 JUN 2006
Shot Put — F56	MUSAYEV Olokhan	AZE	13.49		Beijing (CHN)	15 SEP 2008





## Records by Type

As of 9 SEP 2012

### Men's

Event	Name	NPC Code	Record	Wind	Location (NPC Code)	Date
Shot Put — F57	ELSHEBLI Jamil Saleh	JOR	14.28		Beijing (CHN)	9 SEP 2008
Shot Put — F58	ASHAPATOV Alexey	RUS	16.37		Christchurch (NZL)	24 JAN 2011
Discus Throw — F11	FIDALGO Alfonso	ESP	44.44		Madrid (ESP)	24 JUL 1998
Discus Throw — F32	BAHLAZ Lahouari	ALG	22.30		London (GBR)	7 SEP 2012
Discus Throw — F33	ALNAKHLI Hani	KSA	34.65		London (GBR)	7 SEP 2012
Discus Throw — F34	WANG Yanzhang	CHN	49.03		London (GBR)	7 SEP 2012
Discus Throw — F35	GUO Wei	CHN	54.13		Beijing (CHN)	11 SEP 2008
Discus Throw — F36	WANG Wenbo	CHN	38.98		Beijing (CHN)	11 SEP 2008
Discus Throw — F37	XIA Dong	CHN	55.81		London (GBR)	7 SEP 2012
Discus Throw — F38	HARDANI Javad	IRI	52.91		London (GBR)	7 SEP 2012
Discus Throw — F40	WANG Zhiming	CHN	45.78		London (GBR)	4 SEP 2012
Discus Throw — F42	LOMBAARD Fanie	RSA	47.85		Villeneuve-d'Ascq (FRA)	24 JUL 2002
Discus Throw — F43	TYNAN Roan	IRL	38.88		Seoul (KOR)	22 OCT 1988
Discus Throw — F44	CAMPBELL Jeremy	USA	63.46		Oklahoma City, OK (USA)	9 JUN 2012
Discus Throw — F51	BERRAHAL Mohamed	ALG	12.37		London (GBR)	6 SEP 2012
Discus Throw — F52	APINIS Aigars	LAT	21.00		London (GBR)	6 SEP 2012
Discus Throw — F53	OI Toshie	JPN	26.62		Okayama (JPN)	30 SEP 2006
Discus Throw — F54	MITROVIC Drazenko	SRB	32.97		London (GBR)	5 SEP 2012
Discus Throw — F55	YUSEINOV Mustafa	BUL	39.42		Christchurch (NZL)	28 JAN 2011
Discus Throw — F56	DIAZ Leonardo	CUB	44.63		London (GBR)	5 SEP 2012
Discus Throw — F57	ZHENG Weihai	CHN	49.09		Beijing (CHN)	13 SEP 2008
Discus Throw — F58	ASHAPATOV Alexey	RUS	60.72		London (GBR)	31 AUG 2012
Javelin Throw — F12	ZHU Pengkai	CHN	64.38		London (GBR)	5 SEP 2012
Javelin Throw — F13	HOSSEINI LIRAVI Seyed Erfan	IRI	61.48		Christchurch (NZL)	29 JAN 2011
Javelin Throw — F33	KARDJENA Kamel	ALG	26.40		London (GBR)	1 SEP 2012
Javelin Throw — F34	KAEDI Mohsen	IRI	38.30		London (GBR)	1 SEP 2012
Javelin Throw — F40	WANG Zhiming	CHN	47.95		London (GBR)	7 SEP 2012
Javelin Throw — F42	FU Yanlong	CHN	52.79		London (GBR)	7 SEP 2012
Javelin Throw — F44	GAO Mingjie	CHN	59.82		Christchurch (NZL)	23 JAN 2011
Javelin Throw — F52	MARTIN Peter	NZL	18.58		Assen (NED)	6 SEP 2006
Javelin Throw — F53	JOKAR Abdolreza	IRI	22.08		Beijing (CHN)	12 SEP 2008
Javelin Throw — F54	KUZNETSOV Alexey	RUS	29.49		Bottrop (GER)	1 JUN 2011
Javelin Throw — F55	NADERI DARBAGHSHAY Aii	IRI	35.30		Athens (GRE)	22 SEP 2004
Javelin Throw — F56	GRUIJTERS Pieter	NED	42.27		Beijing (CHN)	9 SEP 2008
Javelin Throw — F57	BATISTA dos SANTOS Claudiney	BRA	45.38	0.0	London (GBR)	8 SEP 2012
Javelin Throw — F58	KHALVANDI Mohammad	IRI	50.98		London (GBR)	8 SEP 2012
Club Throw — F32	BAHLAZ Lahouari	ALG	36.73		Christchurch (NZL)	25 JAN 2011
Club Throw — F51	DIMITRIJEVIC Zeljko	SRB	26.88		London (GBR)	31 AUG 2012
Marathon — T11	CIONNA Andrea	ITA	2:31:59		Rome (ITA)	18 MAR 2007
Marathon — T12	SUAREZ LASO Alberto	ESP	2:24:50		London (GBR)	9 SEP 2012
Marathon — T46	SANTILLAN HERNANDEZ Mario	MEX	2:27:04		Beijing (CHN)	17 SEP 2008
Marathon — T52	GEIERSPICHLER Thomas	AUT	1:40:07		Beijing (CHN)	17 SEP 2008
Marathon — T53/54	FREI Heinz	SUI	1:20:14		Oita (JPN)	31 OCT 1999



## Records by Type

As of 9 SEP 2012

## Men's

## Paralympic Records

Event	Name	NPC Code	Record	Wind	Location (NPC Code)	Date
100m — T11	PRADO Lucas	BRA	11.03	+0.4	Beijing (CHN)	9 SEP 2008
100m — T12	ADESOJI Adekunle	NGR	10.75	+0.7	Athens (GRE)	22 SEP 2004
100m — T13	SMYTH Jason	IRL	10.46	+0.6	London (GBR)	1 SEP 2012
100m — T33	ALMUTAIRI Ahmad	KUW	17.67	+0.4	London (GBR)	8 SEP 2012
100m — T34	KTILA Walid	TUN	15.91	+0.1	London (GBR)	8 SEP 2012
100m — T35	YANG Sen	CHN	12.29	-0.3	Beijing (CHN)	13 SEP 2008
100m — T36	SHVETCOV Evgenii	RUS	12.08	+0.8	London (GBR)	2 SEP 2012
100m — T37	LIANG Yongbin	CHN	11.51	+0.4	London (GBR)	8 SEP 2012
	van der MERWE Fanie	RSA	11.51	+0.4	London (GBR)	8 SEP 2012
100m — T38	O'HANLON Evan	AUS	10.79	+0.4	London (GBR)	1 SEP 2012
100m — T42	CONNOR Earle	CAN	12.32	-1.3	Beijing (CHN)	14 SEP 2008
100m — T43	PISTORIUS Oscar	RSA	11.16	-0.3	Beijing (CHN)	8 SEP 2008
100m — T44	PEACOCK Jonnie	GBR	10.90	0.0	London (GBR)	6 SEP 2012
100m — T45	NASCIMENTO Yohansson	BRA	10.94	+0.2	London (GBR)	6 SEP 2012
100m — T46	AJIBOLA Adeoye	NGR	10.72	0.0	Barcelona (ESP)	6 SEP 1992
100m — T51	PIISPANEN Toni	FIN	21.72	0.0	London (GBR)	3 SEP 2012
100m — T52	MARTIN Raymond	USA	16.79	+1.5	London (GBR)	2 SEP 2012
100m — T53	BUSHELL Mickey	GBR	14.75	+0.2	London (GBR)	3 SEP 2012
100m — T54	TAHTI Leo Pekka	FIN	13.63	+1.0	London (GBR)	1 SEP 2012
200m — T11	PRADO Lucas	BRA	22.48	-0.1	Beijing (CHN)	13 SEP 2008
200m — T12	MICHALSKI Mateusz	POL	21.56	+1.0	London (GBR)	8 SEP 2012
200m — T13	SMYTH Jason	IRL	21.05	-0.3	London (GBR)	7 SEP 2012
200m — T33	ALMUTAIRI Ahmad	KUW	31.02	-0.3	London (GBR)	4 SEP 2012
200m — T34	KTILA Walid	TUN	27.98	-0.3	London (GBR)	4 SEP 2012
	KTILA Walid	TUN	27.98	-0.4	London (GBR)	4 SEP 2012
200m — T35	TSARUK Iurii	UKR	25.86	-0.2	London (GBR)	6 SEP 2012
200m — T36	SO Wa Wai	HKG	24.65	-0.2	Beijing (CHN)	15 SEP 2008
200m — T37	KAPRANOV Roman	RUS	23.10	+0.2	London (GBR)	31 AUG 2012
200m — T38	O'HANLON Evan	AUS	21.82	-0.2	London (GBR)	8 SEP 2012
200m — T42	WHITEHEAD Richard	GBR	24.38	+0.3	London (GBR)	1 SEP 2012
200m — T43	PISTORIUS Oscar	RSA	21.30	-0.1	London (GBR)	1 SEP 2012
200m — T44	FOURIE Arnau	RSA	22.49	-0.1	London (GBR)	2 SEP 2012
200m — T45	NASCIMENTO Yohansson	BRA	22.05	+0.1	London (GBR)	2 SEP 2012
200m — T46	FRANCIS Heath	AUS	21.74	+0.8	Beijing (CHN)	9 SEP 2008
200m — T51	NAVARRO SANCHEZ Edgar Cesareo	MEX	39.70	+0.6	Athens (GRE)	25 SEP 2004
200m — T52	MARTIN Raymond	USA	30.25	0.0	London (GBR)	8 SEP 2012
200m — T53	LI Huzhao	CHN	25.61	+0.2	London (GBR)	7 SEP 2012
400m — T11	ARMANDO Jose Sayovo	ANG	50.03		Athens (GRE)	25 SEP 2004
400m — T12	KHALDI Mahmoud	TUN	48.52		London (GBR)	6 SEP 2012
400m — T13	LABZIN Alexey	RUS	48.59		London (GBR)	2 SEP 2012
400m — T36	SHVETCOV Evgenii	RUS	53.31		London (GBR)	4 SEP 2012
400m — T37	DRIHA Oleksandr	UKR	52.70		Athens (GRE)	25 SEP 2004
400m — T38	SULLIVAN Tim	AUS	50.30		Sydney, NSW (AUS)	27 OCT 2000
400m — T43	PISTORIUS Oscar	RSA	46.68		London (GBR)	8 SEP 2012
400m — T44	PRINCE David	USA	50.61		London (GBR)	8 SEP 2012
400m — T45	NASCIMENTO Yohansson	BRA	49.21		London (GBR)	4 SEP 2012
400m — T46	FRANCIS Heath	AUS	47.69		Beijing (CHN)	10 SEP 2008
400m — T51	DODSON Bart	USA	1:20.99		Barcelona (ESP)	11 SEP 1992
400m — T52	ITO Tomoya	JPN	57.25		Beijing (CHN)	12 SEP 2008
400m — T53	HONG Sukman	KOR	47.67		Beijing (CHN)	11 SEP 2008
400m — T54	ZHANG Lixin	CHN	45.07		Beijing (CHN)	10 SEP 2008
800m — T11	MATTHEWS Robert	GBR	2:02.33		New York (USA)	20 JUN 1984
800m — T12	ZHIUO Abderrahim	TUN	1:52.13		Beijing (CHN)	10 SEP 2008
800m — T13	BAKA Abdellatif	ALG	1:53.01		London (GBR)	8 SEP 2012
800m — T36	SHVETCOV Evgenii	RUS	2:05.32		London (GBR)	6 SEP 2012
800m — T37	McKILLOP Michael	IRL	1:57.22		London (GBR)	1 SEP 2012
800m — T45	FERNANDEZ Jose	ESP	2:00.36		Atlanta (USA)	19 AUG 1996



## Records by Type

As of 9 SEP 2012

### Men's

Event	Name	NPC Code	Record	Wind	Location (NPC Code)	Date
800m — T46	MATZINGER Gunther	AUT	1:51.82		London (GBR)	8 SEP 2012
800m — T51	DODSON Bart	USA	2:45.78		Barcelona (ESP)	6 SEP 1992
800m — T52	EZ ZINE Abdellah	MAR	1:58.68		Athens (GRE)	25 SEP 2004
800m — T53	LI Huzhao	CHN	1:36.30		Beijing (CHN)	15 SEP 2008
800m — T54	YASUOKA Choke	JPN	1:32.45		Athens (GRE)	25 SEP 2004
1500m — T11	KIMANI Samwel Mushai	KEN	3:58.37		London (GBR)	3 SEP 2012
1500m — T12	ZHIOU Abderrahim	TUN	3:48.31		London (GBR)	4 SEP 2012
1500m — T13	KORIR David	KEN	3:48.84		London (GBR)	4 SEP 2012
1500m — T20	MITCHELL Paul	AUS	3:57.23		Sydney, NSW (AUS)	28 OCT 2000
1500m — T37	McKILLOP Michael	IRL	4:08.11		London (GBR)	3 SEP 2012
1500m — T45	MEZA ZEMPOALTECATL Pedro	MEX	4:08.26		Athens (GRE)	20 SEP 2004
1500m — T46	TARBEI Abraham	KEN	3:50.15		London (GBR)	4 SEP 2012
1500m — T53/54	WAHORAM Prawat	THA	3:00.10		Beijing (CHN)	15 SEP 2008
5000m — T11	WANYOIKE Henry	KEN	15:11.07		Athens (GRE)	24 SEP 2004
5000m — T12	CHENTOUF El Amin	MAR	13:53.76		London (GBR)	3 SEP 2012
5000m — T53/54	FEARNLEY Kurt	AUS	10:13.21		Beijing (CHN)	8 SEP 2008
4x100m Relay — T11/T13	Russian Federation	RUS	42.66		London (GBR)	5 SEP 2012
4x100m Relay — T42/T46	South Africa	RSA	41.78		London (GBR)	5 SEP 2012
4x400m Relay — T53/54	People's Republic of China	CHN	3:05.46		London (GBR)	8 SEP 2012
High Jump — F42	BOLDT Arnold	CAN	1.96		Arnhem (NED)	17 JUN 1980
High Jump — F44	LEPIATO Maciej	POL	2.12		London (GBR)	8 SEP 2012
High Jump — F45	BERG Matthias	GER	1.68		New York (USA)	27 JUN 1984
High Jump — F46	CHEN Hongjie	CHN	2.01		London (GBR)	8 SEP 2012
Long Jump — F11	RODRIGUEZ Jose	ESP	6.67	-1.3	Atlanta, GA (USA)	18 AUG 1996
Long Jump — F13	GUTIERREZ Luis Felipe	CUB	7.54	-0.9	London (GBR)	1 SEP 2012
Long Jump — F20	EXPOSITO PINEIRO Jose Antonio	ESP	7.25	+0.1	London (GBR)	4 SEP 2012
Long Jump — F37	KHUGAEV Gocha	RUS	6.31	+0.1	London (GBR)	5 SEP 2012
Long Jump — F38	BUIS Dyan	RSA	6.48	+0.5	London (GBR)	5 SEP 2012
Long Jump — F42	CZYZ Wojtek	GER	6.50	+0.6	Beijing (CHN)	16 SEP 2008
Long Jump — F44	REHM Markus	GER	7.35	+1.2	London (GBR)	31 AUG 2012
Long Jump — F45	ALVAREZ R	ESP	6.75	0.0	Atlanta (USA)	20 AUG 1996
Long Jump — F46	ASSOUMANI Arnaud	FRA	7.23	+0.3	Beijing (CHN)	10 SEP 2008
Triple Jump — F11	LI Duan	CHN	13.71	+0.2	Beijing (CHN)	12 SEP 2008
Triple Jump — F12	AL SHANQITI Osamah Masaud	KSA	15.37	+0.5	Beijing (CHN)	8 SEP 2008
Triple Jump — F45	ALVAREZ R	ESP	13.24	0.0	Atlanta (USA)	22 AUG 1996
Triple Jump — F46	LIU Fuliang	CHN	15.20	+1.1	London (GBR)	1 SEP 2012
Shot Put — F11	CASINO David	ESP	15.26		Sydney, NSW (AUS)	20 OCT 2000
Shot Put — F12	SUN Haitao	CHN	16.62		Athens (GRE)	21 SEP 2004
Shot Put — F20	HODGETTS Todd	AUS	16.29		London (GBR)	7 SEP 2012
Shot Put — F32	BETINA Karim	ALG	10.65		Beijing (CHN)	8 SEP 2008
Shot Put — F33	KARDJENA Kamel	ALG	12.14		London (GBR)	5 SEP 2012
Shot Put — F34	NOUIRI Azeddine	MAR	13.10		London (GBR)	4 SEP 2012
Shot Put — F37	XIA Dong	CHN	17.52		London (GBR)	5 SEP 2012
Shot Put — F38	ABDELWARETH Ibrahim Ahmed	EGY	15.53		London (GBR)	5 SEP 2012
Shot Put — F42	KRALJ Darko	CRO	14.43		Beijing (CHN)	10 SEP 2008
Shot Put — F43	FRISCHMANN Jorg	GER	14.21		Atlanta (USA)	18 AUG 1996
Shot Put — F44	CHRISTIANSEN Jackie	DEN	18.16		London (GBR)	31 AUG 2012
Shot Put — F46	PROKHOROV Nikita	RUS	15.68		London (GBR)	6 SEP 2012
Shot Put — F52	APINIS Aigars	LAT	10.23		London (GBR)	31 AUG 2012
Shot Put — F53	MAXIMO de JESUS Mauro	MEX	8.72		Beijing (CHN)	16 SEP 2008
Shot Put — F54	NIINIMAKI Markku	FIN	9.92		Beijing (CHN)	16 SEP 2008
Shot Put — F55	BAGHERI JEDDI Jaiil	IRI	11.63		London (GBR)	1 SEP 2012
Shot Put — F56	MUSAYEV Olokhan	AZE	13.49		Beijing (CHN)	15 SEP 2008
Shot Put — F57	ELSHIBLI Jamil Saleh	JOR	14.28		Beijing (CHN)	9 SEP 2008
Shot Put — F58	ASHAPATOV Alexey	RUS	16.20		London (GBR)	4 SEP 2012
Discus Throw — F11	FIDALGO Alfonso	ESP	42.19		Sydney, NSW (AUS)	22 OCT 2000
Discus Throw — F32	BAHLAZ Lahouari	ALG	22.30		London (GBR)	7 SEP 2012
Discus Throw — F33	ALNAKHLI Hani	KSA	34.65		London (GBR)	7 SEP 2012
Discus Throw — F34	WANG Yanzhang	CHN	49.03		London (GBR)	7 SEP 2012





## Records by Type

As of 9 SEP 2012

### Men's

Event	Name	NPC Code	Record	Wind	Location (NPC Code)	Date
Discus Throw — F35	GUO Wei	CHN	54.13		Beijing (CHN)	11 SEP 2008
Discus Throw — F36	WANG Wenbo	CHN	38.98		Beijing (CHN)	11 SEP 2008
Discus Throw — F37	XIA Dong	CHN	55.81		London (GBR)	7 SEP 2012
Discus Throw — F38	HARDANI Javad	IRI	52.91		London (GBR)	7 SEP 2012
Discus Throw — F42	LOMBAARD Fanie	RSA	47.08		Sydney, NSW (AUS)	26 OCT 2000
Discus Throw — F43	TYNAN Roan	IRL	38.88		Seoul (KOR)	22 OCT 1988
Discus Throw — F44	CAMPBELL Jeremy	USA	60.05		London (GBR)	6 SEP 2012
Discus Throw — F51	BERRAHAL Mohamed	ALG	12.37		London (GBR)	6 SEP 2012
Discus Throw — F52	APINIS Aigars	LAT	21.00		London (GBR)	6 SEP 2012
Discus Throw — F53	Oi Toshie	JPN	26.21		Beijing (CHN)	14 SEP 2008
Discus Throw — F54	MITROVIC Drazenko	SRB	32.97		London (GBR)	5 SEP 2012
Discus Throw — F55	NEMEC Martin	CZE	37.48		Beijing (CHN)	8 SEP 2008
Discus Throw — F56	DIAZ Leonardo	CUB	44.63		London (GBR)	5 SEP 2012
Discus Throw — F57	ZHENG Weihai	CHN	49.09		Beijing (CHN)	13 SEP 2008
Discus Throw — F58	ASHAPATOV Alexey	RUS	60.72		London (GBR)	31 AUG 2012
Javelin Throw — F12	ZHU Pengkai	CHN	64.38		London (GBR)	5 SEP 2012
Javelin Throw — F13	CHIANG Chih-Chung	TPE	59.38		Athens (GRE)	23 SEP 2004
Javelin Throw — F33	KARDJENA Kamel	ALG	26.40		London (GBR)	1 SEP 2012
Javelin Throw — F34	KAEDI Mohsen	IRI	38.30		London (GBR)	1 SEP 2012
Javelin Throw — F42	FU Yanlong	CHN	52.79		London (GBR)	7 SEP 2012
Javelin Throw — F44	GAO Mingjie	CHN	58.53		London (GBR)	2 SEP 2012
Javelin Throw — F52	FARR Rodney	AUS	17.55		Beijing (CHN)	15 SEP 2008
Javelin Throw — F53	JOKAR Abdolreza	IRI	22.08		Beijing (CHN)	12 SEP 2008
Javelin Throw — F54	NIINIMAKI Markku	FIN	29.33		Beijing (CHN)	12 SEP 2008
Javelin Throw — F55	NADERI DARBAGHSHAY Ali	IRI	35.30		Athens (GRE)	22 SEP 2004
Javelin Throw — F56	GRUIJTERS Pieter	NED	42.27		Beijing (CHN)	9 SEP 2008
Javelin Throw — F57	BATISTA dos SANTOS Claudiney	BRA	45.38	0.0	London (GBR)	8 SEP 2012
Javelin Throw — F58	KHALVANDI Mohammad	IRI	50.98		London (GBR)	8 SEP 2012
Club Throw — F32	BAHLAZ Lahouari	ALG	36.31		London (GBR)	31 AUG 2012
Club Throw — F51	DIMITRIJEVIC Zeljko	SRB	26.88		London (GBR)	31 AUG 2012
Marathon — T11	CIONNA Andrea	ITA	2:36:43		Beijing (CHN)	17 SEP 2008
Marathon — T12	SUAREZ LASO Alberto	ESP	2:24:50		London (GBR)	9 SEP 2012
Marathon — T46	SANTILLAN HERNANDEZ Mario	MEX	2:27:04		Beijing (CHN)	17 SEP 2008
Marathon — T52	GEIERSPICHLER Thomas	AUT	1:40:07		Beijing (CHN)	17 SEP 2008
Marathon — T53/54	FEARNLEY Kurt	AUS	1:23:17		Beijing (CHN)	17 SEP 2008



## Records by Type

As of 9 SEP 2012

### Women's

#### World Records

Event	Name	NPC Code	Record	Wind	Location (NPC Code)	Date
100m — T11	GUILHERMINA Terezinha	BRA	12.01	+1.2	London (GBR)	5 SEP 2012
100m — T12	ZHOU Guohua	CHN	11.91	+0.6	London (GBR)	1 SEP 2012
100m — T13	DURAND Omara	CUB	11.99	-0.9	Guadalajara (MEX)	17 NOV 2011
100m — T33	MESSER Kristen	USA	21.59	-0.4	London (GBR)	31 AUG 2012
100m — T34	COCKROFT Hannah	GBR	17.60	+0.5	Nottwil (SUI)	20 MAY 2012
100m — T35	LIU Ping	CHN	15.44	-0.1	London (GBR)	7 SEP 2012
100m — T36	WANG Fang	CHN	13.82	+0.3	Beijing (CHN)	16 SEP 2008
100m — T37	McINTOSH Lisa	AUS	13.88	0.0	Sydney, NSW (AUS)	25 OCT 2000
100m — T38	STRYZHAK Inna	UKR	13.43	0.0	Beijing (CHN)	9 SEP 2008
100m — T42	CAIRONI Martina	ITA	15.87	-0.3	London (GBR)	5 SEP 2012
100m — T43	van RHIJN Marlou	NED	13.27	+0.3	London (GBR)	1 SEP 2012
100m — T44	HOLMES April	USA	12.98	0.0	Atlanta, GA (USA)	1 JUL 2006
100m — T45	COLE G.	CAN	14.00	0.0	Arnhem (NED)	2 JUN 1980
100m — T46	CASTILLO Yunidis	CUB	11.95	-0.2	London (GBR)	4 SEP 2012
100m — T51	HILL V.	USA	32.08	0.0	Stoke Mandeville (GBR)	27 AUG 1989
100m — T52	STILWELL Michelle	CAN	18.67	+1.7	Windsor, ON (CAN)	14 JUL 2012
100m — T53	HUANG Lisha	CHN	16.22	-0.2	Beijing (CHN)	12 SEP 2008
100m — T54	LIU Wenjun	CHN	15.82	+0.5	London (GBR)	8 SEP 2012
200m — T11	GUILHERMINA Terezinha	BRA	24.67	-2.2	Mexico City (MEX)	20 APR 2012
200m — T12	EL HANNOUNI Assia	FRA	24.46	+0.3	London (GBR)	6 SEP 2012
200m — T33	RICE Mary	IRL	38.38	-0.3	Sydney (AUS)	25 OCT 2000
200m — T34	COCKROFT Hannah	GBR	31.23	+1.0	Indianapolis, IN (USA)	1 JUL 2012
200m — T35	LIU Ping	CHN	32.27	0.0	Espoo (FIN)	26 AUG 2005
200m — T36	WANG Fang	CHN	28.60	+0.2	Athens (GRE)	26 SEP 2004
200m — T37	McINTOSH Lisa	AUS	28.42	-0.3	Sydney, NSW (AUS)	27 OCT 2000
200m — T38	CHEN Junfei	CHN	27.39	-0.7	London (GBR)	6 SEP 2012
200m — T42	CARTWRIGHT Kelly	AUS	35.98	-2.4	Adelaide (AUS)	28 JAN 2012
200m — T43	van RHIJN Marlou	NED	26.18	+1.0	London (GBR)	6 SEP 2012
200m — T44	le FUR Marie-Amelie	FRA	26.76	+1.0	London (GBR)	6 SEP 2012
200m — T45	DISSANAYAKE MUDIYANSELAG Kumudu Priyanka	SRI	28.58	+0.3	Guangzhou (CHN)	17 DEC 2010
200m — T46	CASTILLO Yunidis	CUB	24.45	-0.6	London (GBR)	1 SEP 2012
200m — T51	FRANCKLIN Shannon	USA	56.02	0.0	Atlanta (USA)	8 JUL 1998
200m — T52	STILWELL Michelle	CAN	33.58	-0.4	Nottwil (SUI)	19 MAY 2012
200m — T53	GALLI Jessica	USA	28.93	+1.3	Indianapolis, IN (USA)	1 JUL 2012
400m — T11	GUILHERMINA Terezinha	BRA	56.14		Rio de Janeiro (BRA)	18 AUG 2007
400m — T12	EL HANNOUNI Assia	FRA	53.67		Athens (GRE)	27 SEP 2004
400m — T13	RUNYAN Marla	USA	54.46		Los Angeles, CA (USA)	3 JAN 1995
400m — T37	McINTOSH Lisa	AUS	1:04.79		Sydney, NSW (AUS)	23 OCT 2000
400m — T45	COLE G.	CAN	1:13.92		Arnhem (NED)	2 JUN 1980
400m — T46	CASTILLO Yunidis	CUB	55.72		London (GBR)	8 SEP 2012
400m — T51	FRANCKLIN Shannon	USA	1:48.68		Atlanta (USA)	7 JUL 1998
400m — T52	STILWELL Michelle	CAN	1:05.41		Sydney (AUS)	18 FEB 2012
400m — T53	GALLI Jessica	USA	54.88		Beijing (CHN)	10 SEP 2008
400m — T54	PETITCLERC Chantal	CAN	51.91		Athens (GRE)	25 SEP 2004
800m — T51	LOPEZ Leticia	MEX	4:11.97		Etobicoke (CAN)	12 JUL 1997
800m — T52	FRANKS Lisa	CAN	2:16.71		Atlanta (USA)	20 MAY 2005
800m — T53	GALLI Jessica	USA	1:49.82		Atlanta, GA (USA)	29 JUN 2007
800m — T54	PETITCLERC Chantal	CAN	1:45.19		Beijing (CHN)	14 SEP 2008
1500m — T11	MINETTI Annalisa	ITA	4:48.88		London (GBR)	4 SEP 2012
1500m — T12	EL HANNOUNI Assia	FRA	4:19.20		Beijing (CHN)	14 SEP 2008
1500m — T20	NIEWIEDZIAL Barbara	POL	4:24.85		Bollnas (SWE)	29 JUL 2004
1500m — T53/54	WOODS Shelly	GBR	3:21.22		Arbon (SUI)	24 JUN 2010
5000m — T53/54	ROY Diane	CAN	11:16.96		Arbon (SUI)	26 JUN 2010
4x100m Relay — T35/T38	RUSSIA	RUS	54.77		Stadskanaal (NED)	28 JUN 2012
Long Jump — F11	ORTIZ Purificacion	ESP	5.21	0.0	Burgos (ESP)	1997
Long Jump — F12	ZUBKOVSKA Oksana	UKR	6.60	-0.9	London (GBR)	7 SEP 2012
Long Jump — F13	RUNYAN Marla	USA	5.88	0.0		1995



## Records by Type

As of 9 SEP 2012

### Women's

Event	Name	NPC Code	Record	Wind	Location (NPC Code)	Date
Long Jump — F20	KUCHARCZYK Karolina	POL	6.00	+1.0	London (GBR)	3 SEP 2012
Long Jump — F37	McINTOSH Lisa	AUS	4.92	0.0	Canberra, ACT (AUS)	6 APR 2001
Long Jump — F38	STRYZHAK Inna	UKR	4.96	+1.1	Stadskanaal (NED)	26 JUN 2012
Long Jump — F42	CARTWRIGHT Kelly	AUS	4.38	-0.5	London (GBR)	2 SEP 2012
Long Jump — F43	MULLINS A.	USA	3.36	0.0	San Diego (USA)	19 APR 1997
Long Jump — F44	le FUR Marie-Amelie	FRA	5.43	+1.4	Belfort (FRA)	22 JUN 2012
Long Jump — F45	SANTOS Mariane	BRA	4.24	+0.5	Sao Paulo (BRA)	16 JUN 2012
Long Jump — F46	BEATTIE Carlee	AUS	5.89	+1.6	Melbourne, VIC (AUS)	15 APR 2011
Shot Put — F11	LEGNANTE Assunta	ITA	16.74		London (GBR)	5 SEP 2012
Shot Put — F12	SIVAKOVA Tamara	BLR	13.06		Assen (NED)	6 SEP 2006
Shot Put — F20	DURSKA Ewa	POL	14.33		Dreux (FRA)	8 JUL 2006
Shot Put — F32	STAMATOULA Maria	GRE	6.61		Athens (GRE)	1 JUN 2012
Shot Put — F33	YAKYBCHUK Tetyana	UKR	6.50		New London, CT (USA)	9 JUL 2005
Shot Put — F34	KOBER Birgit	GER	10.25	0.0	London (GBR)	6 SEP 2012
Shot Put — F35	POMAZAN Mariia	UKR	12.22		London (GBR)	2 SEP 2012
Shot Put — F36	WU Qing	CHN	10.64		London (GBR)	2 SEP 2012
Shot Put — F37	MI Na	CHN	12.20		London (GBR)	4 SEP 2012
Shot Put — F40	TLILI Raoua	TUN	9.86		London (GBR)	8 SEP 2012
Shot Put — F42	ZHENG Baozhu	CHN	10.06		Beijing (CHN)	9 SEP 2008
Shot Put — F43	ENEVA Stela	BUL	9.76		Olomouc (CZE)	17 JUL 2004
Shot Put — F44	YAO Juan	CHN	13.05		London (GBR)	3 SEP 2012
Shot Put — F54	YANG Liwan	CHN	7.50		London (GBR)	1 SEP 2012
Shot Put — F55	BUGGENHAGEN Marianne	GER	9.06		Athens (GRE)	19 SEP 2004
Shot Put — F56	MADSEN Angela	USA	9.43		Windsor, ON (CAN)	14 JUL 2012
Shot Put — F57	MEDJMEDJ Nadia	ALG	10.93		Beijing (CHN)	9 SEP 2008
Shot Put — F58	ORTIZ HERNANDEZ Angeles	MEX	11.43	0.0	London (GBR)	8 SEP 2012
Discus Throw — F11	ZHANG Liangmin	CHN	40.42		Christchurch (NZL)	22 JAN 2011
Discus Throw — F12	MASO Liudis	CUB	45.06		Atlanta, GA (USA)	19 AUG 1996
Discus Throw — F35	POMAZAN Mariia	UKR	30.12		London (GBR)	31 AUG 2012
Discus Throw — F36	WU Qing	CHN	28.01		London (GBR)	31 AUG 2012
Discus Throw — F37	MI Na	CHN	35.35		London (GBR)	6 SEP 2012
Discus Throw — F40	EL GARRAA Najat	MAR	32.37		London (GBR)	31 AUG 2012
Discus Throw — F51	PEARSON Josie	GBR	6.58		London (GBR)	7 SEP 2012
Discus Throw — F52	KNIEZKOVA Martina	CZE	15.28		Athens (GRE)	20 SEP 2004
Discus Throw — F53	SMITH Cristeen	NZL	14.46		Stoke Mandeville (GBR)	26 JUL 1995
Discus Throw — F57	MEDJMEDJ Nadia	ALG	30.59		Tunis (TUN)	17 JUN 2008
Discus Throw — F58	SAIFI Nassima	ALG	40.99		Christchurch (NZL)	29 JAN 2011
Javelin Throw — F12	DRAGIC Tanja	SRB	42.51		London (GBR)	2 SEP 2012
Javelin Throw — F13	TANG Guoli	CHN	43.82		Shanghai (CHN)	7 MAY 2000
Javelin Throw — F33	ALA AHO Tiina	FIN	14.14		Assen (NED)	19 JUN 2003
Javelin Throw — F34	KOBER Birgit	GER	27.03		London (GBR)	3 SEP 2012
Javelin Throw — F37	COELHO Shirlene	BRA	37.86	0.0	London (GBR)	8 SEP 2012
Javelin Throw — F38	ADOMAITIENE Ramune	LTU	32.87		Bottrop (GER)	13 JUN 2010
Javelin Throw — F46	PIEKART Katarzyna	POL	41.15		London (GBR)	1 SEP 2012
Javelin Throw — F52	BALEK Antonia	CRO	13.46		Duisburg (GER)	3 JUN 2009
Javelin Throw — F53	RIVERA Esther	MEX	11.87		Rio de Janeiro (BRA)	13 AUG 2007
Javelin Throw — F54	YANG Liwan	CHN	17.89		London (GBR)	5 SEP 2012
Javelin Throw — F55	WILLING Martina	GER	22.71		Bern (SUI)	21 AUG 1999
Javelin Throw — F56	WILLING Martina	GER	24.03		Berlin (GER)	13 JUN 2008
Javelin Throw — F57	NAKHUMICA Mary	KEN	23.87		Sydney, NSW (AUS)	29 OCT 2000
Javelin Throw — F58	DJELAL Safia	ALG	31.12		Marrakech (MAR)	28 APR 2007
Club Throw — F31	KIM Sunjeong	KOR	10.98		London (GBR)	1 SEP 2012
Club Throw — F32	IBRAHMI Maroua	TUN	23.43	0.0	London (GBR)	1 SEP 2012
Club Throw — F51	O NEILL Catherine	IRL	15.83		Nove Mesto nad Metuji (CZE)	18 AUG 2001
Marathon — T52	YAMAKI Tomomi	JPN	2:07:28		Oita (JPN)	9 NOV 2008
Marathon — T53/54	TSUCHIDA Wakako	JPN	1:38:32		Oita (JPN)	11 NOV 2001



## Records by Type

As of 9 SEP 2012

### Women's

#### Paralympic Records

Event	Name	NPC Code	Record	Wind	Location (NPC Code)	Date
100m — T11	GUILHERMINA Terezinha	BRA	12.01	+1.2	London (GBR)	5 SEP 2012
100m — T12	ZHOU Guohua	CHN	11.91	+0.6	London (GBR)	1 SEP 2012
100m — T13	DURAND Omara	CUB	12.00	+0.5	London (GBR)	6 SEP 2012
100m — T33	MESSER Kristen	USA	21.59	-0.4	London (GBR)	31 AUG 2012
100m — T34	COCKROFT Hannah	GBR	18.06	-0.4	London (GBR)	31 AUG 2012
100m — T35	LIU Ping	CHN	15.44	-0.1	London (GBR)	7 SEP 2012
100m — T36	WANG Fang	CHN	13.82	+0.3	Beijing (CHN)	16 SEP 2008
100m — T37	McINTOSH Lisa	AUS	13.88	0.0	Sydney, NSW (AUS)	25 OCT 2000
100m — T38	STRYZHAK Inna	UKR	13.43	0.0	Beijing (CHN)	9 SEP 2008
100m — T42	CAIRONI Martina	ITA	15.87	-0.3	London (GBR)	5 SEP 2012
100m — T43	van RHIJN Marlou	NED	13.27	+0.3	London (GBR)	1 SEP 2012
100m — T44	HOLMES April	USA	13.13	+0.1	Athens (GRE)	22 SEP 2004
100m — T45	COLE G.	CAN	14.00	0.0	Arnhem (NED)	2 JUN 1980
100m — T46	CASTILLO Yunidis	CUB	11.95	-0.2	London (GBR)	4 SEP 2012
100m — T52	VERVOORT Marieke	BEL	19.69	-1.9	London (GBR)	5 SEP 2012
100m — T53	HUANG Lisha	CHN	16.22	-0.2	Beijing (CHN)	12 SEP 2008
100m — T54	LIU Wenjun	CHN	15.82	+0.5	London (GBR)	8 SEP 2012
200m — T11	GUILHERMINA Terezinha	BRA	24.82	+0.4	London (GBR)	2 SEP 2012
200m — T12	EL HANNOUNI Assia	FRA	24.46	+0.3	London (GBR)	6 SEP 2012
200m — T33	RICE Mary	IRL	38.38	-0.3	Sydney (AUS)	25 OCT 2000
200m — T34	COCKROFT Hannah	GBR	31.90	+0.7	London (GBR)	6 SEP 2012
200m — T36	WANG Fang	CHN	28.60	+0.2	Athens (GRE)	26 SEP 2004
200m — T37	McINTOSH Lisa	AUS	28.42	-0.3	Sydney, NSW (AUS)	27 OCT 2000
200m — T38	CHEN Junfei	CHN	27.39	-0.7	London (GBR)	6 SEP 2012
200m — T43	van RHIJN Marlou	NED	26.18	+1.0	London (GBR)	6 SEP 2012
200m — T44	le FUR Marie-Amelie	FRA	26.76	+1.0	London (GBR)	6 SEP 2012
200m — T46	CASTILLO Yunidis	CUB	24.45	-0.6	London (GBR)	1 SEP 2012
200m — T52	STILWELL Michelle	CAN	33.80	-0.3	London (GBR)	1 SEP 2012
200m — T53	HUANG Lisha	CHN	29.17	-0.4	Beijing (CHN)	15 SEP 2008
400m — T11	SANTAMARTA-BRAVO Purificacion	ESP	56.83		Sydney (AUS)	25 OCT 2000
400m — T12	EL HANNOUNI Assia	FRA	53.67		Athens (GRE)	27 SEP 2004
400m — T13	DURAND Omara	CUB	55.12		London (GBR)	3 SEP 2012
400m — T37	McINTOSH Lisa	AUS	1:04.79		Sydney, NSW (AUS)	23 OCT 2000
400m — T45	COLE G.	CAN	1:13.92		Arnhem (NED)	2 JUN 1980
400m — T46	CASTILLO Yunidis	CUB	55.72		London (GBR)	8 SEP 2012
400m — T52	FRANKS Lisa	CAN	1:09.52		Athens (GRE)	24 SEP 2004
400m — T53	GALLI Jessica	USA	54.88		Beijing (CHN)	10 SEP 2008
400m — T54	PETITCLERC Chantal	CAN	51.91		Athens (GRE)	25 SEP 2004
800m — T52	FRANKS Lisa	CAN	2:29.13		Sydney (AUS)	21 OCT 2000
800m — T53	ZHOU Hongzhuan	CHN	1:52.85		London (GBR)	5 SEP 2012
800m — T54	PETITCLERC Chantal	CAN	1:45.19		Beijing (CHN)	14 SEP 2008
1500m — T11	MINETTI Annalisa	ITA	4:48.88		London (GBR)	4 SEP 2012
1500m — T12	EL HANNOUNI Assia	FRA	4:19.20		Beijing (CHN)	14 SEP 2008
1500m — T53/54	PETITCLERC Chantal	CAN	3:26.89		Athens (GRE)	24 SEP 2004
5000m — T53/54	TSUCHIDA Wakako	JPN	11:59.51		Athens (GRE)	21 SEP 2004
Long Jump — F11	ORTIZ Purificacion	ESP	5.07	0.0	Atlanta, GA (USA)	19 AUG 1996
Long Jump — F12	ZUBKOVSKA Oksana	UKR	6.60	-0.9	London (GBR)	7 SEP 2012
Long Jump — F13	RUNYAN Marla	USA	5.74	0.0	Atlanta, GA (USA)	22 AUG 1996
Long Jump — F20	KUCHARCZYK Karolina	POL	6.00	+1.0	London (GBR)	3 SEP 2012
Long Jump — F37	CAO Yuanhang	CHN	4.40	+1.1	London (GBR)	31 AUG 2012
Long Jump — F38	GONCHAROVA Margarita	RUS	4.84	-0.2	London (GBR)	31 AUG 2012
Long Jump — F42	CARTWRIGHT Kelly	AUS	4.38	-0.5	London (GBR)	2 SEP 2012
Long Jump — F43	MULLINS A.	USA	3.14	0.0	Atlanta (USA)	21 AUG 1996
Long Jump — F44	REID Stef	GBR	5.28	-0.6	London (GBR)	2 SEP 2012
Long Jump — F45	OJASTU A	EST	5.37	0.0	Atlanta (USA)	21 AUG 1996
Long Jump — F46	LEANTSIUK Iryna	BLR	5.71	+0.4	Athens (GRE)	20 SEP 2004
Shot Put — F11	LEGNANTE Assunta	ITA	16.74		London (GBR)	5 SEP 2012



## Records by Type

As of 9 SEP 2012

### Women's

Event	Name	NPC Code	Record	Wind	Location (NPC Code)	Date
Shot Put — F12	SIVAKOVA Tamara	BLR	12.82		Athens (GRE)	25 SEP 2004
Shot Put — F20	DURSKA Ewa	POL	13.80		London (GBR)	5 SEP 2012
Shot Put — F32	ELLERY Louise	AUS	5.90		London (GBR)	6 SEP 2012
Shot Put — F33	YAKYBCHUK Tetyana	UKR	6.48		Beijing (CHN)	15 SEP 2008
Shot Put — F34	KOBER Birgit	GER	10.25	0.0	London (GBR)	6 SEP 2012
Shot Put — F35	POMAZAN Mariia	UKR	12.22		London (GBR)	2 SEP 2012
Shot Put — F36	WU Qing	CHN	10.64		London (GBR)	2 SEP 2012
Shot Put — F37	MI Na	CHN	12.20		London (GBR)	4 SEP 2012
Shot Put — F40	TLILI Raoua	TUN	9.86		London (GBR)	8 SEP 2012
Shot Put — F42	ZHENG Baozhu	CHN	10.06		Beijing (CHN)	9 SEP 2008
Shot Put — F43	DEOUWI Madeleine	FRA	8.50		Barcelona (ESP)	11 SEP 1992
Shot Put — F44	YAO Juan	CHN	13.05		London (GBR)	3 SEP 2012
Shot Put — F54	YANG Liwan	CHN	7.50		London (GBR)	1 SEP 2012
Shot Put — F55	BUGGENHAGEN Marianne	GER	9.06		Athens (GRE)	19 SEP 2004
Shot Put — F56	MADSEN Angela	USA	8.88		London (GBR)	1 SEP 2012
Shot Put — F57	MEDJMEDJ Nadia	ALG	10.93		Beijing (CHN)	9 SEP 2008
Shot Put — F58	ORTIZ HERNANDEZ Angeles	MEX	11.43	0.0	London (GBR)	8 SEP 2012
Discus Throw — F11	ZHANG Liangmin	CHN	40.13		London (GBR)	1 SEP 2012
Discus Throw — F12	MASO Liudis	CUB	45.06		Atlanta, GA (USA)	19 AUG 1996
Discus Throw — F35	POMAZAN Mariia	UKR	30.12		London (GBR)	31 AUG 2012
Discus Throw — F36	WU Qing	CHN	28.01		London (GBR)	31 AUG 2012
Discus Throw — F37	MI Na	CHN	35.35		London (GBR)	6 SEP 2012
Discus Throw — F40	EL GARRAA Najat	MAR	32.37		London (GBR)	31 AUG 2012
Discus Throw — F51	PEARSON Josie	GBR	6.58		London (GBR)	7 SEP 2012
Discus Throw — F52	KNIEZKOVA Martina	CZE	15.28		Athens (GRE)	20 SEP 2004
Discus Throw — F53	SALAS Estela	MEX	12.59		Beijing (CHN)	10 SEP 2008
Discus Throw — F57	MEDJMEDJ Nadia	ALG	28.74		Beijing (CHN)	16 SEP 2008
Discus Throw — F58	SAIFI Nassima	ALG	40.34		London (GBR)	4 SEP 2012
Javelin Throw — F12	DRAGIC Tanja	SRB	42.51		London (GBR)	2 SEP 2012
Javelin Throw — F13	LIU Ya-Ting	TPE	33.65		London (GBR)	2 SEP 2012
Javelin Throw — F33	ALA AHO Tiina	FIN	13.32		Athens (GRE)	24 SEP 2004
Javelin Throw — F34	KOBER Birgit	GER	27.03		London (GBR)	3 SEP 2012
Javelin Throw — F37	COELHO Shirlene	BRA	37.86	0.0	London (GBR)	8 SEP 2012
Javelin Throw — F38	WEBB Katrina	AUS	28.47		Athens (GRE)	21 SEP 2004
Javelin Throw — F46	PIEKART Katarzyna	POL	41.15		London (GBR)	1 SEP 2012
Javelin Throw — F52	BALEK Antonia	CRO	12.82		Beijing (CHN)	13 SEP 2008
Javelin Throw — F53	RIVERA Esther	MEX	11.69		Beijing (CHN)	13 SEP 2008
Javelin Throw — F54	YANG Liwan	CHN	17.89		London (GBR)	5 SEP 2012
Javelin Throw — F55	WILLING Martina	GER	22.10		Atlanta, GA (USA)	22 AUG 1996
Javelin Throw — F56	WILLING Martina	GER	23.99		Beijing (CHN)	14 SEP 2008
Javelin Throw — F57	NAKHUMICA Mary	KEN	23.87		Sydney, NSW (AUS)	29 OCT 2000
Javelin Throw — F58	DJELAL Safia	ALG	30.97		Athens (GRE)	27 SEP 2004
Marathon — T53/54	WOLF Edith	SUI	1:39:59		Beijing (CHN)	6 SEP 2008





## Entry List by NPC

As of 30 AUG 2012

### Men

NPC	Bib	Name	Date of Birth	Sport Class	Event	Season's Best	Personal Best	Qualifying Best
<b>ALG - Algeria</b>								
	2001	BAHLAZ Lahouari	12 MAR 1979	F32	Men's Discus Throw — F32/33/34	19.04	20.30	20.30
					Men's Club Throw — F31/32/51	33.26	36.73	36.73
	2002	BAKA Abdellatif	7 MAY 1994	T13	Men's 800m — T13	1:55.20	1:55.20	1:55.20
					Men's 1500m — T13	4:03.24	4:03.24	4:03.24
	2003	BAKIRI Mounir	14 SEP 1977	F32	Men's Shot Put — F32/33	10.29	10.30	10.29
	2004	BELHOUCBAT Samir	20 OCT 1974	F13	Men's Javelin Throw — F12/13	52.47	57.64	57.64
	2005	BENTRIA Firas	5 OCT 1986	F11	Men's Long Jump — F11	6.06	6.06	6.06
	2006	BERRAHAL Mohamed	24 MAY 1979	T51	Men's 100m — T51	22.94	22.94	22.94
					Men's Discus Throw — F51/52/53	11.73	11.73	11.73
	2007	BETINA Karim	18 AUG 1978	F32	Men's Shot Put — F32/33	10.69	10.89	10.89
					Men's Discus Throw — F32/33/34	20.13	20.13	20.13
					Men's Club Throw — F31/32/51	29.17	31.65	30.61
	2008	BOUKHALFA Allel	17 FEB 1988	T35	Men's 100m — T35	13.24	13.24	13.24
					Men's 200m — T35	26.68	26.68	26.68
	2009	DJEMAI Madjid	1 SEP 1983	T37	Men's 800m — T37	2:04.72	2:04.72	2:04.72
					Men's 1500m — T37	4:22.36	4:22.36	4:22.36
	2010	GHERZOULI Hocine	18 AUG 1989	F40	Men's Shot Put — F40	11.56	12.21	12.21
					Men's Discus Throw — F40	30.77	30.77	30.77
	2011	HAMDI Sofiane	22 AUG 1989	T37	Men's 100m — T37	11.76	11.76	11.76
					Men's 200m — T37	23.57	23.57	23.57
	2018	HANANI Khaled	5 SEP 1982	T37	Men's 800m — T37	2:08.98	2:08.00	2:08.00
					Men's 1500m — T37	4:27.56	4:26.45	4:27.56
	2013	KARDJENA Kamel	26 MAY 1981	F33	Men's Shot Put — F32/33	11.45	12.24	12.24
					Men's Discus Throw — F32/33/34	27.65	28.42	28.42
					Men's Javelin Throw — F33/34	22.30	22.30	22.30
	2014	KARFAS Nacer-Eddine	7 JUN 1977	T12	Men's 1500m — T13	4:05.35	4:05.35	4:05.35
					Men's 5000m — T12	15:14.22	14:59.04	14:59.04
					Men's Marathon — T12			
	2014	KARFAS Nacer-Eddine	3 JUL 1985					
	Guide	BERRAHAL Said	24 MAY 1974					
	Guide	BENGUESMIA Chaouki	17 JUN 1986					
	Guide	ABDELKADER Madani	15 AUG 1980					
	Guide	BOUDERBALA Morsli						
	2015	NASSER Djamil	4 DEC 1991	T13	Men's 200m — T13	22.79	22.79	22.79
					Men's 400m — T13	51.30	51.30	51.30
	2016	NOUIOUA Samir	10 JUL 1985	T46	Men's 800m — T46	1:52.04	1:52.04	1:52.04
					Men's 1500m — T46	3:54.56	3:53.80	3:54.56
	2017	SEKHRI Zine Eddine	30 NOV 1987	T13	Men's 400m — T13	51.64	51.64	51.64
					Men's 800m — T13	1:58.29	1:58.29	1:58.29

Total Athletes 17

### ANG - Angola

	2020	ARMANDO Jose Sayovo	3 MAR 1973	T11	Men's 100m — T11	11.66	11.50	11.66
	Guide	PALANCA Nicolau	15 NOV 1988					
	2020	ARMANDO Jose Sayovo			Men's 200m — T11	23.72	23.06	23.72
	Guide	PALANCA Nicolau	15 NOV 1988					
	2020	ARMANDO Jose Sayovo			Men's 400m — T11	52.94	52.22	52.22
	Guide	PALANCA Nicolau	15 NOV 1988					
	2021	SANTOS Octavio Angelo Dos	2 SEP 1981	T11	Men's 100m — T11	12.12	11.74	12.12
	Guide	MARITI Abel Pires Maquina	7 JUL 1977					
	2021	SANTOS Octavio Angelo Dos			Men's 200m — T11	24.58	23.35	24.58
	Guide	MARITI Abel Pires Maquina	7 JUL 1977					
	2021	SANTOS Octavio Angelo Dos			Men's 400m — T11	55.55	51.60	51.60
	Guide	MARITI Abel Pires Maquina	7 JUL 1977					

Total Athletes 2



## Entry List by NPC

As of 30 AUG 2012

## Men

NPC	Bib	Name	Date of Birth	Sport Class	Event	Season's Best	Personal Best	Qualifying Best
<b>ANT - Antigua and Barbuda</b>								
	2022	PILGRIM Jamol Allan	24 JAN 1991	T42	Men's 100m — T42			
Total Athletes 1								
<b>ARG - Argentina</b>								
	2023	BALDASSARRI Sebastian	30 DEC 1976	F11	Men's Shot Put — F11/12	10.28	11.73	11.73
					Men's Discus Throw — F11	36.16	37.78	37.78
	2024	BARRETO Hernan	14 APR 1991	T35	Men's 100m — T35	13.14	13.14	13.14
					Men's 200m — T35	26.62	26.62	26.62
	2025	PAZ Sergio	17 AUG 1971	F11	Men's Shot Put — F11/12	10.61	10.82	10.61
					Men's Discus Throw — F11	37.29	37.29	37.29
	2026	SANTERO Jose Luis	3 JUN 1976	T12	Men's 5000m — T12	17:26.07	16:43.90	16:43.90
Guide		LUCHIK Jorge	24 JUN 1981					
	2026	SANTERO Jose Luis			Men's Marathon — T12	2:50:08	2:50:08	2:50:08
Guide		VILLAGRA Jose	12 FEB 1964					
Guide		LUCHIK Jorge	24 JUN 1981					
Total Athletes 4								
<b>AUS - Australia</b>								
		Australia			Men's 4 x 100m Relay — T42-46	44.60		44.60
	2030	COLE Gabriel						
	2041	PATMORE Simon						
	2042	REARDON Scott						
	2043	ROEGER Michael						
	2046	SILCOCKS Matthew						
	2049	SWIFT Jack						
		Australia			Men's 4 x 400m Relay — T53/54	3:16.28		3:16.28
	2027	ARKLEY Nathaniel						
	2029	CAMERON Matthew						
	2031	COLMAN Richard						
	2032	FEARNLEY Kurt						
	2035	LAPPIN Jake						
	2039	NICHOLSON Richard						
	2027	ARKLEY Nathaniel	27 OCT 1994	T54	Men's 5000m — T54		10:48.40	10:48.40
					Men's Marathon — T54		1:29:05	1:29:05
	2028	BOWEN Damien	14 MAY 1984	F34	Men's Shot Put — F34	10.32	10.35	10.32
					Men's Javelin Throw — F33/34	33.50	33.50	33.50
	2029	CAMERON Matthew	20 SEP 1985	T54	Men's 100m — T54	14.50	14.50	14.50
	2030	COLE Gabriel	15 JAN 1992	T46	Men's 100m — T46	11.13	11.13	11.13
	2031	COLMAN Richard	28 NOV 1984	T53	Men's 200m — T53	26.75	26.11	26.75
					Men's 400m — T53	50.17	48.74	49.36
					Men's 800m — T53	1:38.40	1:36.00	1:37.53
	2032	FEARNLEY Kurt	23 MAR 1981	T54	Men's 800m — T54	1:37.07	1:32.73	1:37.07
					Men's 1500m — T54	2:54.75	2:54.75	2:54.75
					Men's 5000m — T54	10:22.67	9:54.74	10:19.59
					Men's Marathon — T54	1:21:39	1:18:51	1:18:51
	2033	HARDING Sam	11 MAY 1991	T13	Men's 800m — T13	1:58.24	1:58.24	1:58.24
	2034	HODGETTS Todd	23 MAR 1988	F20	Men's Shot Put — F20	16.09	16.09	16.09
	2035	LAPPIN Jake	11 SEP 1992	T54	Men's 400m — T54	49.15	48.31	48.31
					Men's 800m — T54	1:39.32	1:37.73	1:38.98
	2036	MACDONALD Hamish	19 AUG 1974	F34	Men's Shot Put — F34	10.21	11.16	10.21
	2037	McCRACKEN Rheed	20 JAN 1997	T34	Men's 100m — T34	16.23	16.23	16.23
					Men's 200m — T34	29.01	29.01	29.01
	2038	McINTOSH Sam	13 JUL 1990	T52	Men's 100m — T52		18.12	18.29
					Men's 200m — T52		33.84	34.12
	2039	NICHOLSON Richard	30 JUN 1970	T54	Men's 100m — T54	14.62	14.62	14.62
					Men's 400m — T54	48.24	48.24	48.24



## Entry List by NPC

As of 30 AUG 2012

### Men

NPC	Bib	Name	Date of Birth	Sport Class	Event	Season's Best	Personal Best	Qualifying Best
2040		O'HANLON Evan	4 MAY 1988	T38	Men's 100m — T38	10.88	10.88	10.88
					Men's 200m — T38	21.98	21.98	21.98
2041		PATMORE Simon	29 AUG 1987	T46	Men's 100m — T46	11.05	11.05	11.05
					Men's 200m — T46	22.28	22.28	22.28
2042		REARDON Scott	15 MAY 1990	T42	Men's 100m — T42	12.72	12.72	12.72
					Men's 200m — T42	26.38	26.38	26.38
2043		ROEGER Michael	14 MAY 1988	T46	Men's 800m — T46	1:56.44	1:55.54	1:55.54
					Men's 1500m — T46		3:58.43	4:02.07
2044		SCOTT Brad	15 APR 1988	T37	Men's 800m — T37	2:03.54	2:00.28	2:00.28
					Men's 1500m — T37		4:10.96	4:10.96
2045		SHORT Russell	7 MAY 1969	F12	Men's Shot Put — F11/12	14.70	15.57	14.70
2046		SILCOCKS Matthew	5 MAY 1993	T46	Men's 800m — T46	1:56.98	1:56.98	1:56.98
					Men's 1500m — T46	4:01.30	4:01.30	4:01.30
2047		SULLIVAN Tim	16 SEP 1975	T38	Men's 200m — T38	24.74	22.92	23.79
					Men's 400m — T38	55.75	50.30	53.42
2048		SUTTON Lindsay	23 OCT 1989	F20	Men's Shot Put — F20	13.58	13.58	13.58
2049		SWIFT Jack	8 AUG 1985	T44	Men's 200m — T44	24.76	24.76	24.76
					Men's 400m — T44	55.23	55.23	55.23

Total Athletes 23

### AUT - Austria

2052		GEIERSPICHLER Thomas	14 APR 1976	T52	Men's 100m — T52	18.46	18.46	18.46
					Men's 200m — T52	32.61	32.61	32.61
					Men's 400m — T52	1:04.98	1:00.85	1:02.32
					Men's 800m — T52	2:09.21	1:58.98	2:02.25
2053		MARINKOVIC Bil	16 AUG 1973	F11	Men's Shot Put — F11/12	12.01	12.81	12.81
					Men's Discus Throw — F11	36.10	40.96	38.17
2054		MATZINGER Gunther	16 MAY 1987	T46	Men's 400m — T46	49.23	49.23	49.23
					Men's 800m — T46		1:54.52	1:54.52
2055		MAYER Robert	19 SEP 1980	T44	Men's 100m — T44	12.28	12.04	12.28
					Men's 200m — T44	24.32	24.32	24.32
2056		TISCHLER Georg	11 SEP 1961	F54	Men's Shot Put — F54/55/56	9.31	10.32	9.31

Total Athletes 5

### AZE - Azerbaijan

Azerbaijan					Men's 4 x 100m Relay — T11-13	44.35		44.35
2060		MURADOV Elchin						
Guide		SETIN Pavel						
2063		OSMANOV Rza						
2064		PANYUTIN Oleg						
2065		ZAYETS Vladimir						
2059		HASANOV Huseyn	26 SEP 1986	F46	Men's Long Jump — F46		6.63	6.52
					Men's Triple Jump — F46		13.56	13.56
2060		MURADOV Elchin	1 SEP 1989	T11	Men's 100m — T11	11.49	10.66	11.49
Guide		SETIN Pavel	17 SEP 1988					
2060		MURADOV Elchin			Men's 200m — T11	23.87	23.14	23.87
Guide		SETIN Pavel	17 SEP 1988					
2061		MUSAYEV Olokhan	30 MAY 1979	F56	Men's Shot Put — F54/55/56		12.99	12.54
					Men's Discus Throw — F54/55/56		38.56	38.56
2062		NABIYEV Samir	27 FEB 1986	F57	Men's Discus Throw — F57/58	43.50	43.66	43.66
2063		OSMANOV Rza	26 NOV 1983	T12	Men's 200m — T12		22.69	22.69
					Men's 400m — T12		50.28	50.28
2064		PANYUTIN Oleg	10 MAY 1983	F12	Men's Triple Jump — F12		15.09	15.09
2065		ZAYETS Vladimir	4 MAY 1981	F12	Men's Triple Jump — F12	15.08	15.08	15.08

Total Athletes 7





## Entry List by NPC

As of 30 AUG 2012

### Men

NPC	Bib	Name	Date of Birth	Sport Class	Event	Season's Best	Personal Best	Qualifying Best
<b>BDI - Burundi</b>								
	2068	NIKOBIMEZE Remy	12 OCT 1989	T46	Men's 800m — T46	2:02.46	2:02.46	2:02.46
					Men's 1500m — T46	4:04.90	4:04.90	4:04.90
<b>Total Athletes 1</b>								
<b>BEL - Belgium</b>								
	2069	de KEERSMAEKER Gino	24 JUL 1970	F42	Men's Discus Throw — F42		42.54	42.54
	2070	van den HEEDE Frederic	21 MAR 1974	T46	Men's Marathon — T46	2:33:35	2:31:57	2:33:35
<b>Total Athletes 2</b>								
<b>BEN - Benin</b>								
	2071	KPONHINTO Constant	21 MAY 1977	F58	Men's Shot Put — F57/58			
<b>Total Athletes 1</b>								
<b>BLR - Belarus</b>								
	2072	BURDUKOU Siarhei	12 SEP 1987	F12	Men's Triple Jump — F12	13.86	13.86	13.86
	2073	FARTUNAU Ihar	17 APR 1973	F13	Men's Long Jump — F13	6.54	7.01	7.01
	2074	HRYBANAU Siarhei	19 FEB 1972	F12	Men's Shot Put — F11/12	13.81	14.62	14.16
	2075	SUBOTA Aliaksandr	28 AUG 1984	F46	Men's Long Jump — F46	6.09	6.47	6.47
					Men's Triple Jump — F46	13.30	13.58	13.58
<b>Total Athletes 4</b>								
<b>BRA - Brazil</b>								
		Brazil			Men's 4 x 100m Relay — T11-13	43.76		43.76
	2079	ANDRADE Andre						
	2085	GOMES Felipe						
	Guide	SILVA de SOUZA Jorge Luiz						
	2090	PRADO Lucas						
	Guide	BARBOSA dos SANTOS Justino						
	2098	SILVA Daniel						
	Guide	SOUZA LOPES Leonardo						
	2100	SIQUEIRA Thierb						
	Guide	de OLIVEIRA SALES Heitor						
		Brazil			Men's 4 x 100m Relay — T42-46	42.95		42.95
	2086	NASCIMENTO Yohansson						
	2087	OLIVEIRA Alan Fonteles Cardoso						
	2088	OLIVEIRA Andre						
	2092	SANTOS Claudemir						
	2101	SOUZA Antonio						
	2102	SOUZA Emicarlo						
	2078	ALVES da SILVA Vanderson	1 DEC 1982	F57	Men's Shot Put — F57/58	11.50	11.50	11.50
					Men's Discus Throw — F57/58	44.77	44.77	44.77
	2079	ANDRADE Andre	4 JAN 1981	T13	Men's 100m — T13	11.35	11.14	11.14
					Men's 200m — T13	23.63	22.94	22.94
					Men's 400m — T13		52.94	52.94
	2080	BATISTA dos SANTOS Claudiney	13 NOV 1978	F57	Men's Shot Put — F57/58	12.30	12.30	12.30
					Men's Discus Throw — F57/58	43.15	43.15	43.15
					Men's Javelin Throw — F57/58	39.38	39.38	39.38
	2081	BONFIM Ozivam	12 APR 1975	T46	Men's Marathon — T46	2:42:00	2:33:50	2:33:50
	2082	BORGES Marco Aurelio	5 JAN 1978	F44	Men's Discus Throw — F44	48.85	48.85	48.85
	2083	dos SANTOS PEREIRA Luciano	30 OCT 1975	F11	Men's Triple Jump — F11	12.27	12.27	12.27
					Men's Shot Put — F11/12	10.46	10.46	10.46
					Men's Discus Throw — F11	30.49	30.49	30.49
	2084	FERRARI Lucas	11 SEP 1989	T37	Men's 100m — T37	12.33	12.26	12.26
					Men's 200m — T37	25.58	25.58	25.58



## Entry List by NPC

As of 30 AUG 2012

### Men

NPC	Bib	Name	Date of Birth	Sport Class	Event	Season's Best	Personal Best	Qualifying Best
	2085	GOMES Felipe	26 APR 1986	T11	Men's 100m — T11	11.50	11.23	11.23
	Guide	SOUZA LOPES Leonardo	2 APR 1987					
	2085	GOMES Felipe			Men's 200m — T11	23.69	23.69	23.69
	Guide	SOUZA LOPES Leonardo	2 APR 1987					
	2086	NASCIMENTO Yohansson	25 SEP 1987	T45	Men's 100m — T46	11.19	10.98	11.01
					Men's 200m — T46	22.48	22.19	22.34
					Men's 400m — T46	50.42	49.71	49.71
	2087	OLIVEIRA Alan Fonteles Cardoso	21 AUG 1992	T43	Men's 100m — T44	11.37	11.23	11.37
					Men's 200m — T44	22.45	22.45	22.45
					Men's 400m — T44	54.67	54.67	54.67
	2088	OLIVEIRA Andre	6 SEP 1972	T44	Men's 100m — T44	12.38	12.04	12.04
					Men's Long Jump — F42/44	5.97	6.37	6.22
	2089	PINHEIRO Edson	3 JUN 1979	T38	Men's 100m — T38	11.96	11.47	11.47
					Men's 200m — T38	24.99	11.98	23.89
					Men's 400m — T38	1:06.69	55.40	55.40
	2090	PRADO Lucas	27 MAY 1985	T11	Men's 100m — T11	11.35	11.15	11.15
	Guide	BARBOSA dos SANTOS Justino	8 FEB 1985					
	2090	PRADO Lucas			Men's 200m — T11	24.45	22.85	22.85
	Guide	BARBOSA dos SANTOS Justino	8 FEB 1985					
	2090	PRADO Lucas			Men's 400m — T11	52.53	50.30	50.70
	Guide	ALVES MARTINS Laercio	14 OCT 1979					
	2091	REITZ Flavio	11 OCT 1986	F42	Men's High Jump — F42	1.65	1.65	1.65
	2093	SANTOS Jonathan De Souza	19 MAR 1990	F40	Men's Shot Put — F40	11.47	11.85	11.47
					Men's Discus Throw — F40	42.03	42.03	42.03
	2094	SANTOS Odair	17 MAY 1981	T11	Men's 1500m — T11	4:02.97	3:59.44	4:02.97
	Guide	dos SANTOS Carlos Antonio	29 NOV 1980					
	2094	SANTOS Odair			Men's 5000m — T11	15:17.35	15:11.79	15:11.79
	Guide	SOUZA DO NASCIMENTO Samuel	17 AUG 1988					
	2095	SENA Tito	6 FEB 1967	T46	Men's Marathon — T46	2:33:26	2:32:01	2:32:01
	2096	SILVA Ariosvaldo Fernandes	23 DEC 1976	T53	Men's 100m — T53	14.77	14.77	14.77
					Men's 200m — T53	27.30	26.73	26.73
					Men's 400m — T53	53.39	51.53	51.81
	2097	SILVA Carlos J Barto	6 MAY 1982	T11	Men's 400m — T11		55.13	55.13
	Guide	BRAZ LUCIO Everaldo	18 OCT 1982					
	2097	SILVA Carlos J Barto			Men's 800m — T12	2:08.48	2:03.70	2:03.70
	Guide	DAMIAO Cassio Henrique	25 FEB 1974					
	2097	SILVA Carlos J Barto			Men's 1500m — T11	4:28.77	4:20.77	4:20.77
	Guide	DAMIAO Cassio Henrique	25 FEB 1974					
	2098	SILVA Daniel	15 JUN 1979	T11	Men's 100m — T11	11.48	11.46	11.46
	Guide	de OLIVEIRA SALES Heitor	28 DEC 1984					
	2098	SILVA Daniel			Men's 200m — T11	23.16	23.02	23.02
	Guide	de OLIVEIRA SALES Heitor	28 DEC 1984					
	2098	SILVA Daniel			Men's 400m — T11	52.59	49.82	49.82
	Guide	SOUZA LOPES Leonardo	2 APR 1987					
	2100	SIQUEIRA Thierb	12 FEB 1990	T12	Men's 200m — T12	23.68	23.18	23.18
	Guide	PEREIRA MANARIN Roger	15 SEP 1981					
	2100	SIQUEIRA Thierb			Men's 400m — T12	52.82	50.79	50.79
	Guide	PEREIRA MANARIN Roger	15 SEP 1981					
	2100	SIQUEIRA Thierb			Men's 800m — T12		1:59.55	1:59.55
	Guide	de OLIVEIRA SALES Heitor	28 DEC 1984					
	2101	SOUZA Antonio	11 AUG 1971	T46	Men's 100m — T46	11.34	11.11	11.30
					Men's 200m — T46	23.20	21.98	22.84
	2102	SOUZA Emicarlo	26 OCT 1981	T46	Men's 200m — T46	23.01	22.90	22.96
					Men's 400m — T46	50.19	49.35	50.19
	2103	SOUZA Paulo	20 SEP 1985	F36	Men's Discus Throw — F35/36	33.84	36.71	35.74

Total Athletes 25

### BRN - Bahrain

	2106	MESHAIMA Ahmed	11 OCT 1983	F37	Men's Shot Put — F37/38	12.16	13.14	13.14
--	------	----------------	-------------	-----	-------------------------	-------	-------	-------




## Entry List by NPC

As of 30 AUG 2012

## Men

NPC	Bib	Name	Date of Birth	Sport Class	Event	Season's Best	Personal Best	Qualifying Best
	2106	MESHAIMA Ahmed			Men's Discus Throw — F37/38	37.95	41.29	41.29
<b>Total Athletes 1</b>								
<b>BRU - Brunei Darussalam</b>								
	2107	HAJI JUMA'AT Shari	6 AUG 1967	F55	Men's Javelin Throw — F54/55/56	29.83	29.83	29.83
<b>Total Athletes 1</b>								
<b>BUL - Bulgaria</b>								
	2108	OVCHAROV Dechko	3 APR 1980	F42	Men's Discus Throw — F42	41.33	41.33	41.33
					Men's Javelin Throw — F42	45.71	46.40	45.71
	2109	RUZHDI Ruzhdi	14 APR 1991	F55	Men's Shot Put — F54/55/56	10.97	10.97	10.97
					Men's Discus Throw — F54/55/56	30.64	30.64	30.64
					Men's Javelin Throw — F54/55/56	24.36	25.27	25.27
	2110	YUSEINOV Mustafa	24 SEP 1970	F55	Men's Shot Put — F54/55/56	9.59	9.59	9.59
					Men's Discus Throw — F54/55/56	37.74	39.42	39.42
					Men's Javelin Throw — F54/55/56	25.81	27.68	27.68
	2111	ZLATANOV Radoslav	14 DEC 1987	T13	Men's 100m — T13	11.57	10.83	11.30
					Men's 200m — T13	23.33	23.33	23.33
					Men's Long Jump — F13	6.55	6.55	6.55
<b>Total Athletes 4</b>								
<b>CAF - Central African Republic</b>								
	2112	NIKOUA-ROSEL Clemarot Christian	17 SEP 1989	F40	Men's Shot Put — F40	9.34	9.34	9.34
					Men's Javelin Throw — F40			
<b>Total Athletes 1</b>								
<b>CAN - Canada</b>								
		Canada			Men's 4 x 100m Relay — T11-13	45.13		45.13
	2116	DOLFO Braedon Samuel						
	2117	DUNKERLEY Jason Joseph						
Guide		KARANJA Josh						
	2118	DUNKERLEY Jonathan Peter						
Guide		YOUNG Sean						
	2122	KING Brandon						
Guide		HEFFERNAN Andrew						
	2128	WALSH Dustin Riley						
Guide		WILLIAMSON Dylan						
		Canada			Men's 4 x 400m Relay — T53/54	3:14.42		3:14.42
	2119	DUPONT Alexandre						
	2121	GAUTHIER Eric						
	2123	LAKATOS Brent						
	2124	MATHIESON Colin						
	2127	THOM Curtis						
	2113	CASSIDY Josh	15 NOV 1984	T54	Men's 800m — T54	1:39.03	1:35.72	1:37.24
					Men's 1500m — T54	2:56.69	2:55.73	2:56.69
					Men's 5000m — T54	10:24.57	9:55.13	10:20.53
					Men's Marathon — T54	1:18:25	1:18:25	1:18:25
	2114	CONNOR Earle	30 JUL 1976	T42	Men's 100m — T42	12.45	12.14	12.55
	2115	DEWITT Nathan	22 DEC 1990	T34	Men's 100m — T34	16.89	16.89	16.89
					Men's 200m — T34	31.19	31.19	31.19
	2116	DOLFO Braedon Samuel	28 NOV 1993	T13	Men's 100m — T13	11.37	11.34	11.34
					Men's 200m — T13	23.15	23.15	23.15
	2117	DUNKERLEY Jason Joseph	21 AUG 1977	T11	Men's 1500m — T11	4:08.05	4:08.05	4:08.05
Guide		KARANJA Josh	14 JUN 1984					
	2117	DUNKERLEY Jason Joseph			Men's 5000m — T11	15:37.76	15:37.76	15:45.07
Guide		KARANJA Josh	14 JUN 1984					



## Entry List by NPC

As of 30 AUG 2012

## Men

NPC	Bib	Name	Date of Birth	Sport Class	Event	Season's Best	Personal Best	Qualifying Best
	2118	DUNKERLEY Jonathan Peter	5 MAY 1980	T11	Men's 400m — T11	54.70	54.70	54.70
Guide		YOUNG Sean	3 MAY 1983					
	2119	DUPONT Alexandre	3 SEP 1985	T54	Men's 400m — T54	48.73	48.47	48.73
					Men's 800m — T54	1:38.54	1:36.65	1:36.65
					Men's 5000m — T54	10:39.88	10:39.88	10:39.88
	2120	FILTEAU Michel	30 DEC 1966	T54	Men's Marathon — T54	1:23:02	1:23:02	1:23:02
	2121	GAUTHIER Eric	2 AUG 1971	T53	Men's 200m — T53	27.24	26.98	27.24
					Men's 400m — T53	51.25	51.25	51.25
	2122	KING Brandon	19 APR 1991	T12	Men's 200m — T12	24.62	24.15	24.15
Guide		HEFFERNAN Andrew	17 OCT 1988					
	2123	LAKATOS Brent	1 JUN 1980	T53	Men's 100m — T53	14.76	14.76	14.76
					Men's 200m — T53	26.26	26.26	26.26
					Men's 400m — T53	49.71	49.71	49.71
					Men's 800m — T53	1:45.72	1:45.72	1:45.72
	2124	MATHIESON Colin	1 APR 1979	T54	Men's 100m — T54	14.91	14.11	14.69
					Men's 400m — T54	48.72	48.45	48.72
	2125	McQUEEN Alister	19 JUN 1991	T44	Men's 100m — T44	11.72	11.72	11.72
					Men's 200m — T44	24.19	24.19	24.19
					Men's Javelin Throw — F44	45.11	45.11	45.11
	2126	PETTEY Kyle	24 SEP 1983	F34	Men's Shot Put — F34	11.31	11.44	11.31
	2127	THOM Curtis	13 JUN 1986	T54	Men's 100m — T54	14.35	14.35	14.35
					Men's 400m — T54	47.20	47.20	47.20
	2128	WALSH Dustin Riley	3 JUL 1983	T11	Men's 400m — T11	53.77	53.77	53.77
Guide		WILLIAMSON Dylan	30 APR 1990					

Total Athletes 16

## CHI - Chile

	2131	VALENZUELA Cristian	28 APR 1983	T11	Men's 1500m — T11		4:18.09	4:24.72
Guide		GUAJARDO Cristopher	7 APR 1988					
	2131	VALENZUELA Cristian			Men's 5000m — T11		16:01.88	16:01.88
Guide		GUAJARDO Cristopher	7 APR 1988					
	2131	VALENZUELA Cristian			Men's Marathon — T12		2:41:04	2:41:04
Guide		MOYA Raul	20 NOV 1990					
Guide		GUAJARDO Cristopher	7 APR 1988					

Total Athletes 1

## CHN - People's Republic of China

		People'S Republic Of China			Men's 4 x 100m Relay — T11-13			45.73
	2148	LI Yansong						
	2155	SHANG Baolong						
Guide		SHI Yang						
	2157	SUN Qichao						
	2168	XUE Lei						
Guide		WANG Lin						
	2169	YANG Yuqing						
	2172	YUAN Yizhi						
		People'S Republic Of China			Men's 4 x 100m Relay — T42-46			45.67
	2144	JIA Tianlei						
	2151	LIU Fuliang						
	2153	LIU Zhiming						
	2165	XIE Hexing						
	2170	YAO Jianjun						
	2176	ZHAO Xu						
		People'S Republic Of China			Men's 4 x 400m Relay — T53/54			3:08.60
	2134	CUI Yanfeng						
	2147	LI Huzhao						
	2150	LIU Chengming						
	2152	LIU Yang						
	2174	ZHANG Lixin						
	2177	ZHAO Yufei						



## Athletics



## Entry List by NPC

As of 30 AUG 2012

## Men

NPC	Bib	Name	Date of Birth	Sport Class	Event	Season's Best	Personal Best	Qualifying Best
	2132	CHE Mian	27 APR 1983	T36	Men's 100m — T36		12.31	12.31
					Men's 200m — T36		25.29	25.29
					Men's 400m — T36		56.82	56.82
	2133	CHEN Hongjie	14 FEB 1990	F46	Men's High Jump — F46		1.98	1.98
					Men's Long Jump — F46		6.44	6.44
	2134	CUI Yanfeng	9 OCT 1987	T54	Men's 100m — T54	14.73	14.73	14.73
					Men's 400m — T54		48.36	48.36
	2135	DONG Hewei	1 SEP 1990	F12	Men's Triple Jump — F12	13.64	13.64	13.64
	2136	FAN Chengcheng	4 JAN 1984	F40	Men's Discus Throw — F40		34.64	34.64
					Men's Javelin Throw — F40		40.59	40.59
	2137	FAN Liang	7 APR 1958	F54	Men's Discus Throw — F54/55/56		31.05	31.05
	2138	FU Xinhan	27 NOV 1984	T35	Men's 100m — T35		12.90	12.90
					Men's 200m — T35		26.67	26.67
	2139	FU Yanlong	23 JUN 1988	F42	Men's Discus Throw — F42		40.08	40.08
					Men's Javelin Throw — F42		46.98	46.98
	2140	GAO Changlong	5 APR 1982	F44	Men's Javelin Throw — F44		55.86	55.86
	2141	GAO Mingjie	23 NOV 1980	F44	Men's Javelin Throw — F44		59.82	59.82
	2142	GUO Weizhong	24 FEB 1974	F42	Men's High Jump — F42		1.76	1.76
					Men's Long Jump — F42/44		4.75	4.75
	2143	HOU Zhanbiao	1 SEP 1986	F46	Men's Shot Put — F46		15.08	15.08
	2144	JIA Tianlei	15 NOV 1981	T44	Men's 100m — T44	12.62	12.26	12.26
					Men's 200m — T44	29.29	24.61	24.61
	2145	KANG Guofeng	5 OCT 1988	F42	Men's Shot Put — F42/44	13.50	13.50	13.50
					Men's Discus Throw — F42	38.16	38.16	38.16
	2146	LI Duan	1 JUN 1978	F11	Men's Long Jump — F11	5.81	6.09	5.96
					Men's Triple Jump — F11		12.93	12.93
	2147	LI Huzhao	18 JAN 1989	T53	Men's 200m — T53		26.19	26.19
					Men's 400m — T53		49.33	49.86
					Men's 800m — T53	1:41.07	1:41.07	1:41.07
	2148	LI Yansong	17 JUN 1982	T12	Men's 100m — T12		11.08	11.27
					Men's 200m — T12	23.34	23.14	23.14
	2149	LIANG Yongbin	25 MAY 1988	T37	Men's 100m — T37		11.79	11.79
					Men's 200m — T37		24.48	24.48
	2150	LIU Chengming	20 MAR 1987	T54	Men's 400m — T54		47.60	47.60
					Men's 1500m — T54	3:01.47	3:01.47	3:01.47
					Men's 5000m — T54	10:39.24	10:39.24	10:39.24
					Men's Marathon — T54		1:36:03	1:36:03
	2151	LIU Fuliang	27 AUG 1991	F46	Men's Long Jump — F46		7.16	7.16
					Men's Triple Jump — F46		14.73	14.73
	2152	LIU Yang	10 APR 1990	T54	Men's 100m — T54	14.07	14.07	14.07
					Men's 1500m — T54	3:01.85	3:01.85	3:01.85
	2153	LIU Zhiming	20 AUG 1989	T44	Men's 100m — T44		12.13	12.13
					Men's 400m — T44		53.94	53.94
	2154	MA Yuxi	21 MAR 1979	T37	Men's 100m — T37		11.81	11.91
					Men's Long Jump — F37/38		6.11	6.11
	2155	SHANG Baolong	5 SEP 1987	T11	Men's 100m — T11	11.62	11.53	11.53
Guide		SHI Yang	7 JAN 1992					
	2155	SHANG Baolong			Men's 200m — T11	23.92	23.92	23.92
Guide		SHI Yang	7 JAN 1992					
	2156	SHANG Guangxu	8 MAY 1995	T37	Men's 100m — T37		12.19	12.19
					Men's 200m — T37		24.13	24.13
	2157	SUN Qichao	13 DEC 1994	T12	Men's 400m — T12	50.43	50.43	50.43
	2158	WANG Lezheng	4 MAR 1976	F42	Men's Discus Throw — F42		42.10	42.10
					Men's Javelin Throw — F42		42.98	42.98
	2159	WANG Qiuhong	18 MAR 1985	F44	Men's High Jump — F46		1.81	1.81
					Men's Long Jump — F42/44		6.18	6.18
	2160	WANG Wenbo	2 FEB 1969	F36	Men's Discus Throw — F35/36		37.98	37.98
	2161	WANG Yanzhang	31 MAY 1991	F34	Men's Shot Put — F34		10.01	10.01
					Men's Discus Throw — F32/33/34		41.96	41.96
					Men's Javelin Throw — F33/34		36.67	36.67



## Athletics



## Entry List by NPC

As of 30 AUG 2012

## Men

NPC	Bib	Name	Date of Birth	Sport Class	Event	Season's Best	Personal Best	Qualifying Best
2162	WANG	Zhiming	1 MAR 1992	F40	Men's Shot Put — F40	12.70	12.70	12.70
					Men's Discus Throw — F40	36.12	36.12	36.12
					Men's Javelin Throw — F40	36.70	36.70	36.70
2163	WU	Guoshan	8 JAN 1983	F58	Men's Shot Put — F57/58	14.15	14.15	14.15
					2164	XIA	Dong	6 JUN 1984
2165	XIE	Hexing	1 DEC 1989	T46	Men's Discus Throw — F37/38		52.29	52.29
					Men's 400m — T46		50.73	50.73
2166	XU	Chongyao	13 MAR 1970	F58	Men's Javelin Throw — F57/58		45.30	45.30
2167	XU	Ran	15 MAY 1986	T36	Men's 100m — T36		12.54	12.54
					Men's Long Jump — F36		5.32	5.32
2168	XUE	Lei	25 JAN 1988	T11	Men's 100m — T11	11.46	11.28	11.28
Guide	WANG	Lin	6 OCT 1988					
2168	XUE	Lei			Men's 200m — T11	23.22	23.22	23.22
Guide	WANG	Lin	6 OCT 1988					
2169	YANG	Yuqing	15 JAN 1982	T12	Men's 100m — T12	11.54	11.26	11.36
					Men's 200m — T12		22.76	23.66
					Men's 100m — T46		11.24	11.24
2170	YAO	Jianjun	26 MAR 1988	T46	Men's 200m — T46		22.49	22.49
					Men's 400m — T46		50.76	50.76
					Men's 100m — T53		15.65	15.22
2171	YU	Shiran	5 NOV 1984	T53	Men's 200m — T53		27.41	26.47
					Men's 400m — T53		51.93	51.93
					Men's 200m — T12		23.25	22.53
2172	YUAN	Yizhi	18 AUG 1987	T12	Men's Marathon — T46		2:35:38	2:35:38
2173	ZHANG	Lei	14 OCT 1982	T46			47.36	47.36
2174	ZHANG	Lixin	2 JAN 1983	T54	Men's 800m — T54	1:38.29	1:38.29	1:38.29
					Men's 1500m — T54	3:01.28	3:01.28	3:01.28
					Men's Discus Throw — F57/58	52.32	52.32	52.32
2175	ZHANG	Yang	11 SEP 1986	F58	Men's 100m — T46		11.04	11.04
					Men's 200m — T46		22.55	22.55
					Men's 100m — T53		15.80	15.34
2176	ZHAO	Xu	16 NOV 1985	T45	Men's 200m — T53		27.28	26.99
					Men's 800m — T53		1:43.86	1:43.86
					Men's 100m — T38		11.26	11.26
2177	ZHAO	Yufei	11 NOV 1988	T53	Men's 200m — T38		22.94	22.94
					Men's 400m — T38		52.07	52.07
					Men's 100m — T38		11.26	11.26
2178	ZHOU	Wenjun	1 JUL 1986	T38	Men's 200m — T38		22.94	22.94
					Men's 400m — T38		52.07	52.07
					Men's 100m — T38		11.26	11.26
2179	ZHU	Peng kai	21 MAR 1987	F12	Men's Javelin Throw — F12/13		61.90	61.90

Total Athletes 48

## CIV - Côte d'Ivoire

2182	KIMOU	Addoh	6 JUN 1987	T46	Men's 200m — T46		23.42	23.42
					Men's 400m — T46		50.90	50.90
2183	NOUMBO	Kouame Jean-Luc	3 JAN 1983	T46	Men's 100m — T46	11.32	11.16	11.16
					Men's 200m — T46	22.96	22.75	22.96

Total Athletes 2

## COD - Democratic Republic of the Congo

2184	KITAMBALA	KIZITO Levy	12 OCT 1977	F58	Men's Discus Throw — F57/58		20.18	
					Men's Javelin Throw — F57/58		17.50	

Total Athletes 1

## COL - Colombia

2185	GUTIERREZ TORRES	Fabio	20 JUL 1987	T36	Men's 800m — T36	2:29.89	2:29.89	2:29.89
2186	MINA CORTES	Fernando	9 OCT 1971	F58	Men's Shot Put — F57/58	12.13	12.13	12.13
					Men's Discus Throw — F57/58	46.26	46.26	46.26
					Men's Javelin Throw — F57/58	43.51	43.51	43.51
2187	RODRIGUEZ GONZALES	Edwin	8 MAR 1978	F11	Men's Shot Put — F11/12	11.91	11.98	11.98





## Athletics



## Entry List by NPC

As of 30 AUG 2012

## Men

NPC	Bib	Name	Date of Birth	Sport Class	Event	Season's Best	Personal Best	Qualifying Best
	2187	RODRIGUEZ GONZALES Edwin			Men's Discus Throw — F11	35.65	35.65	35.65
	2188	SERNA MORENO Elkin Alonso	13 JAN 1985	T12	Men's Marathon — T12	2:32:41	2:32:41	2:32:41
	Guide	NARANJO JARAMILLO German	5 FEB 1980					
	2189	SOSA William	24 NOV 1984	T11	Men's 1500m — T11	4:20.55	4:20.55	4:20.55
	Guide	CHAVARRO DIAS Cesar	22 SEP 1986					
	2190	TORRES Cristian	21 JAN 1981	T52	Men's 800m — T52	2:10.64	2:10.64	2:10.64
	2191	VALENCIA Mauricio	28 DEC 1987	F34	Men's Shot Put — F34	11.39	11.39	11.39
					Men's Discus Throw — F32/33/34	39.43	39.43	39.43
					Men's Javelin Throw — F33/34	32.98	32.98	32.98

Total Athletes 7

## CPV - Cape Verde

	2194	FERNANDES Marcio Miguel Da Costa	18 MAY 1983	T44	Men's 100m — T44	12.02	12.02	12.02
					Men's 200m — T44	24.59	24.59	24.59
					Men's Javelin Throw — F44	50.10	50.10	50.10

Total Athletes 1

## CRC - Costa Rica

	2195	MOLINA SIBAJA Laurens	2 OCT 1978	T54	Men's Marathon — T54	1:38:49	1:38:49	1:38:49
--	------	-----------------------	------------	-----	----------------------	---------	---------	---------

Total Athletes 1

## CRO - Croatia

	2196	BUDETIC Branimir	20 APR 1990	F12	Men's Javelin Throw — F12/13	57.98	57.98	57.98
	2197	HUDINA Slaven	3 DEC 1984	F32	Men's Discus Throw — F32/33/34	18.05	18.05	18.05
					Men's Club Throw — F31/32/51	24.84	25.25	25.25
	2198	KRALJ Darko	6 JUN 1971	F42	Men's Shot Put — F42/44	14.40	14.40	14.00
	2199	MATIC Miroslav	3 MAR 1967	F51	Men's Discus Throw — F51/52/53	10.20	10.33	10.20
					Men's Club Throw — F31/32/51	22.16	22.72	22.72
	2200	RADENOVIC Boro	2 JUL 1972	F57	Men's Shot Put — F57/58	11.89	14.01	14.01
	2201	SLIVAR Josip	2 FEB 1970	F44	Men's Shot Put — F42/44	14.72	14.84	14.84
					Men's Discus Throw — F44	45.96	45.96	45.96
	2202	TALIC Zoran	23 JUN 1990	F20	Men's Long Jump — F20	7.12	7.12	7.12
	2203	TOMIC Mladen	8 AUG 1976	F42	Men's Shot Put — F42/44	12.65	12.65	12.65
					Men's Javelin Throw — F42	37.43	38.51	38.51
	2204	VIDOVIC Albin	15 MAR 1975	F36	Men's Discus Throw — F35/36	38.09	38.09	38.09

Total Athletes 9

## CUB - Cuba

	2207	BARTELEMY SABLON Miguel	7 FEB 1991	T13	Men's 400m — T13		51.20	51.20
					Men's 800m — T13		1:58.81	1:58.81
	2208	DELGADO Jorge	19 JUN 1977	F13	Men's Javelin Throw — F12/13		61.69	61.69
	2209	DIAZ Leonardo	16 FEB 1975	F56	Men's Shot Put — F54/55/56		10.55	10.55
					Men's Discus Throw — F54/55/56		44.36	44.36
					Men's Javelin Throw — F54/55/56		30.51	30.51
	2210	GONZALEZ ISIDORIA Raciél	31 MAR 1991	T46	Men's 100m — T46		11.03	11.03
					Men's 200m — T46		22.82	22.82
	2211	GUTIERREZ Luis Felipe	9 JAN 1988	T13	Men's 100m — T13		10.86	10.86
					Men's 200m — T13		22.06	22.06
					Men's Long Jump — F13		7.76	7.76
	2212	IZNAGA Arian	14 JAN 1978	T11	Men's 200m — T11		23.31	23.31
	Guide	PEREZ GOMEZ Yaseen	22 OCT 1980					
	2212	IZNAGA Arian			Men's 400m — T11		52.21	52.21
	Guide	PEREZ GOMEZ Yaseen	22 OCT 1980					
	2213	JIMENEZ CABEZA Angel	20 SEP 1981	F13	Men's Long Jump — F13		7.04	7.04
	2214	RASHID Lazaro	9 NOV 1975	T12	Men's 800m — T12		1:57.07	1:57.07
					Men's 1500m — T13		4:02.13	4:02.13

Total Athletes 8



## Entry List by NPC

As of 30 AUG 2012

### Men

NPC	Bib	Name	Date of Birth	Sport Class	Event	Season's Best	Personal Best	Qualifying Best
<b>CYP - Cyprus</b>								
	2217	ARESTI Antonis	15 FEB 1983	T46	Men's 100m — T46	11.23	11.08	11.08
					Men's 200m — T46	22.58	22.25	22.25
					Men's 400m — T46	50.55	49.43	49.44
<b>Total Athletes 1</b>								
<b>CZE - Czech Republic</b>								
	2218	BELES Radim	6 MAR 1973	F51	Men's Club Throw — F31/32/51		25.61	25.61
	2219	GREZL Dusan	4 MAY 1979	F38	Men's Shot Put — F37/38	13.00	13.29	13.29
					Men's Discus Throw — F37/38	33.04	35.04	35.04
	2220	KISY Ales	30 SEP 1980	F53	Men's Shot Put — F52/53	6.96	8.25	8.25
					Men's Javelin Throw — F52/53	15.26	19.14	19.14
	2221	NEMEC Martin	24 MAY 1974	F55	Men's Shot Put — F54/55/56		11.53	11.18
					Men's Discus Throw — F54/55/56		38.25	36.67
	2222	POHLMANN Rostislav	1 JUN 1964	F57	Men's Discus Throw — F57/58		46.59	44.92
					Men's Javelin Throw — F57/58	38.19	39.66	38.59
	2223	SERBUS Frantisek	20 JUL 1985	F32	Men's Discus Throw — F32/33/34	20.41	20.41	20.41
					Men's Club Throw — F31/32/51	26.74	28.95	28.95
	2224	VANEK Jan	25 JAN 1979	F51	Men's Club Throw — F31/32/51		25.14	25.14
	2225	WURM Patrik	2 MAR 1994	T38	Men's 100m — T38	11.98	11.98	11.98
	2226	ZVOLANEK Martin	26 MAY 1974	F51	Men's Discus Throw — F51/52/53		10.64	10.64
					Men's Club Throw — F31/32/51		25.01	23.67
<b>Total Athletes 9</b>								
<b>DEN - Denmark</b>								
	2229	ANDERSEN Mikael	28 APR 1984	T11	Men's 1500m — T11	4:19.05	4:15.84	4:15.84
Guide		BENGTSEN Laust	11 FEB 1974					
	2229	ANDERSEN Mikael			Men's 5000m — T11	16:43.21	16:42.82	16:43.21
Guide		BENGTSEN Laust	11 FEB 1974					
	2230	CHRISTIANSEN Jackie	5 MAR 1977	F44	Men's Shot Put — F42/44	17.83	18.38	18.38
	2231	DAHL Jacob	26 DEC 1983	F54	Men's Shot Put — F54/55/56	8.56	8.56	8.56
					Men's Javelin Throw — F54/55/56	18.40	19.72	18.40
	2232	JENSEN Ronni	15 SEP 1980	F37	Men's Discus Throw — F37/38	47.02	47.04	47.04
	2233	JORGENSEN Daniel	3 JUN 1993	T42	Men's 100m — T42	13.59	13.31	13.31
					Men's 200m — T42	26.73	26.73	26.73
					Men's Long Jump — F42/44	5.87	5.87	5.87
<b>Total Athletes 5</b>								
<b>DJI - Djibouti</b>								
	2236	OMAR HASSAN Houssein	1 JAN 1977	T46	Men's 1500m — T46			
<b>Total Athletes 1</b>								
<b>DOM - Dominican Republic</b>								
	2237	OLIVERO ENCARNACION Alfonso	4 MAY 1970	F11	Men's Shot Put — F11/12	9.48	9.48	9.48
					Men's Discus Throw — F11	27.88	27.88	27.88
<b>Total Athletes 1</b>								
<b>EGY - Egypt</b>								
	2238	ABDELWARETH Ibrahim Ahmed	16 DEC 1988	F38	Men's Shot Put — F37/38	15.09	15.58	15.58
					Men's Discus Throw — F37/38	41.84	41.84	41.84
	2239	ABOUELKHIR Metawa	20 OCT 1976	F58	Men's Discus Throw — F57/58	53.89	54.96	54.96
	2240	IBRAHIM Ibrahim	1 JUN 1974	F56	Men's Discus Throw — F54/55/56	40.37	40.37	40.37
					Men's Javelin Throw — F54/55/56	34.27	34.27	34.27
	2241	MOHAMED Mostafa Fathalla	16 JUN 1987	T37	Men's 100m — T37	11.89	11.61	11.61



## Entry List by NPC

As of 30 AUG 2012

## Men

NPC	Bib	Name	Date of Birth	Sport Class	Event	Season's Best	Personal Best	Qualifying Best
	2241	MOHAMED Mostafa Fathalla			Men's 200m — T37	24.44	23.76	23.76
	2242	RAMADAN Mohamed Mohamed	3 DEC 1984	F37	Men's Discus Throw — F37/38	48.73	48.73	48.73
	2243	SALEM Raed	16 MAY 1982	F58	Men's Javelin Throw — F57/58	44.96	46.05	46.05

Total Athletes 6

## ESA - El Salvador

2246	MORALES GARCIA Luis Hector	20 OCT 1988	T54	Men's 100m — T54			
------	----------------------------	-------------	-----	------------------	--	--	--

Total Athletes 1

## ESP - Spain

Spain				Men's 4 x 100m Relay — T11-13	45.82		45.45
2255	DESGARREGA PUIGDEVALL Gerard						
Guide	GUERRERO DIAZ Alejandro						
2259	MUNAR MARTINEZ Joan						
2262	PAREJO MAZA Martin						
Guide	BORRISSE ROLDAN Joan						
2263	PORRAS Xavier						
Guide	MARTIN PANADES Enric						
2265	RODRIGUEZ Maximiliano						
2247	AIT KHAMOUCH Abderrahman	31 AUG 1985	T46	Men's Marathon — T46	2:25.43	2:25.43	2:25.43
2248	ALBALADEJO MARTINEZ Lorenzo	4 MAY 1990	T38	Men's 100m — T38	11.80	11.80	11.80
				Men's 200m — T38	23.98	23.98	23.98
2249	ANDUJAR ARROYO Antonio	5 MAY 1978	F46	Men's Triple Jump — F46	13.04	13.40	13.40
2250	AVILA Abel	15 MAR 1977	T12	Men's 1500m — T13	4:06.16	3:58.55	4:06.16
2251	AVILA Ignacio	19 JAN 1979	T12	Men's 800m — T12	1:56.66	1:56.66	1:56.66
				Men's 1500m — T13	4:04.08	3:57.82	4:02.99
2252	BOTELLO JIMENEZ Rafael	23 FEB 1979	T54	Men's 5000m — T54	10:35.68	10:16.21	10:35.68
				Men's Marathon — T54	1:23:00	1:23:00	1:23:00
2253	CASINO David	15 FEB 1972	F11	Men's Shot Put — F11/12	13.50	14.33	13.50
				Men's Discus Throw — F11	37.54	40.89	40.89
2254	de PEDRAZA LOSA Ricardo	28 AUG 1970	T11	Men's 5000m — T11	16:31.24	16:31.24	16:31.24
Guide	SELLARES MARTINEZ Oriol	10 AUG 1987					
2255	DESGARREGA PUIGDEVALL Gerard	2 MAY 1994	T12	Men's 200m — T12	23.49	23.26	23.26
Guide	GUERRERO DIAZ Alejandro	18 JUN 1989					
2255	DESGARREGA PUIGDEVALL Gerard			Men's 400m — T12	52.37	51.01	51.01
Guide	GUERRERO DIAZ Alejandro	18 JUN 1989					
2256	EXPOSITO PINEIRO Jose Antonio	2 MAY 1978	F20	Men's Long Jump — F20	7.24	7.24	7.24
2257	GONZALEZ Jose Manuel	19 SEP 1970	T36	Men's 400m — T36	1:01.01	1:01.01	1:01.01
				Men's 800m — T36	2:15.18	2:14.47	2:14.47
2258	MARTINEZ MOROTE Jose	5 FEB 1984	T20	Men's 1500m — T20	4:05.72	4:05.04	4:05.04
2259	MUNAR MARTINEZ Joan	1 FEB 1996	T13	Men's 100m — T13	11.35	11.35	11.35
				Men's 200m — T13	22.95	22.95	22.95
2260	NIEVES Gustavo	9 MAR 1982	T12	Men's 5000m — T12	14:47.11	14:21.51	14:47.11
2261	PAMPANO Jose	10 DEC 1978	T36	Men's 800m — T36	2:18.79	2:18.79	2:18.79
2262	PAREJO MAZA Martin	15 JUL 1989	T11	Men's 100m — T11	12.11	12.11	12.11
Guide	BORRISSE ROLDAN Joan	17 DEC 1990					
				Men's Long Jump — F11	5.85	5.85	5.85
				Men's Triple Jump — F11		11.00	11.00
2263	PORRAS Xavier	22 AUG 1981	T11	Men's 100m — T11	11.88	11.88	11.88
Guide	MARTIN PANADES Enric	18 AUG 1980					
				Men's Long Jump — F11	6.16	6.16	6.16
				Men's Triple Jump — F11	12.55	12.85	12.55
2264	PUIGBO VERDAGUER Roger	20 MAR 1978	T53	Men's 400m — T53	51.42	51.05	51.05
				Men's 800m — T53	1:37.20	1:36.61	1:37.15
				Men's 5000m — T54	10:25.94	9:53.84	10:20.83
				Men's Marathon — T54	1:35:59	1:23:34	1:30:55
2265	RODRIGUEZ Maximiliano	1 MAR 1988	T12	Men's 100m — T12	16.49	11.01	11.36
				Men's 200m — T12	23.87	22.89	23.87



## Entry List by NPC

As of 30 AUG 2012

### Men

NPC	Bib	Name	Date of Birth	Sport Class	Event	Season's Best	Personal Best	Qualifying Best
	2266	SUAREZ LASO Alberto	19 DEC 1977	T12	Men's 5000m — T12	15:23.60	15:01.40	15:23.60
					Men's Marathon — T12	2:23:24	2:23:24	2:23:24
<b>Total Athletes 20</b>								
<b>EST - Estonia</b>								
	2269	BERGMANN Juri	12 SEP 1988	F20	Men's Shot Put — F20	11.46	11.83	11.83
<b>Total Athletes 1</b>								
<b>ETH - Ethiopia</b>								
	2270	INDELBU Wondiye Fikre	13 FEB 1988	T46	Men's 1500m — T46		3:58.75	3:58.75
	2271	KEBEDE Tesfalem Gebru	10 MAY 1989	T46	Men's 800m — T46		1:56.69	1:56.69
					Men's 1500m — T46		3:59.55	3:59.55
	2272	REDAE Kiross Tekle	16 JUN 1987	T46	Men's 800m — T46			
<b>Total Athletes 3</b>								
<b>FIJ - Fiji</b>								
	2273	DELANA Iliesa	2 DEC 1984	F42	Men's High Jump — F42	1.73	1.73	1.73
<b>Total Athletes 1</b>								
<b>FIN - Finland</b>								
	2274	KIRJONEN Aleksis	29 MAY 1993	F56	Men's Shot Put — F54/55/56	12.56	12.56	12.56
					Men's Javelin Throw — F54/55/56	28.72	28.72	28.72
	2275	MATTILA Esa-Pekka	7 MAR 1989	T54	Men's 100m — T54	15.07	14.23	14.77
	2276	MUSTIKKAMAA Timo	23 SEP 1970	F37	Men's Discus Throw — F37/38	36.34	42.10	40.13
	2277	PIISPANEN Toni	24 JUL 1976	T51	Men's 100m — T51	21.11	21.11	21.11
	2278	TAHTI Leo Pekka	22 JUN 1983	T54	Men's 100m — T54	13.78	13.78	13.78
					Men's 400m — T54	48.20	48.20	48.20
<b>Total Athletes 5</b>								
<b>FRA - France</b>								
		France			Men's 4 x 100m Relay — T42-46			47.24
	2281	AKAKPO Alain						
	2282	ALAIZE Jean-Baptiste						
	2283	ASSOUMANI Arnaud						
	2290	KAYITARE Clavel						
		France			Men's 4 x 400m Relay — T53/54	3:16.40		3:16.40
	2284	CASOLI Julien						
	2287	FAIRBANK Pierre						
	2289	FUSS Alain						
	2291	LEMEUNIER Denis						
	2281	AKAKPO Alain	24 AUG 1984	F46	Men's Long Jump — F46	6.68	6.68	6.68
	2282	ALAIZE Jean-Baptiste	10 MAY 1991	T44	Men's 100m — T44	11.88	11.80	11.80
					Men's 200m — T44	24.28	24.28	24.28
					Men's Long Jump — F42/44	6.32	6.32	6.32
	2283	ASSOUMANI Arnaud	4 SEP 1985	T46	Men's 100m — T46		11.18	11.18
					Men's Long Jump — F46		7.58	7.58
					Men's Triple Jump — F46	14.23	14.23	14.23
	2284	CASOLI Julien	5 JUL 1982	T54	Men's 800m — T54	1:35.08	1:32.19	1:35.08
					Men's 1500m — T54	2:54.95	2:54.95	2:54.95
					Men's 5000m — T54	10:15.78	10:15.78	10:15.78
					Men's Marathon — T54	1:35:56	1:35:56	1:35:56
	2285	CIBONE Thierry	8 AUG 1973	F34	Men's Shot Put — F34	11.38	12.22	11.53
					Men's Discus Throw — F32/33/34	36.42	42.16	36.42
					Men's Javelin Throw — F33/34	33.71	35.91	35.91



## Entry List by NPC

As of 30 AUG 2012

## Men

NPC	Bib	Name	Date of Birth	Sport Class	Event	Season's Best	Personal Best	Qualifying Best
	2286	DELEPLACE Hyacinthe	25 JUN 1989	T12	Men's 200m — T12	23.71	23.34	23.34
		Guide ONEZOU Edgar	5 APR 1980					
	2287	FAIRBANK Pierre	27 JUL 1971	T53	Men's 400m — T12	51.60	51.60	51.60
					Men's 200m — T53	27.95	27.95	27.95
					Men's 400m — T53	50.99	50.99	50.99
					Men's 800m — T53	1:40.80	1:37.10	1:37.26
					Men's Marathon — T54		1:31:11	1:31:11
	2288	FALELAVAKI Tony	21 NOV 1985	F44	Men's Javelin Throw — F44	54.48	54.48	54.48
	2289	FUSS Alain	10 JUL 1968	T54	Men's 5000m — T54	10:25.34	10:24.18	10:25.34
					Men's Marathon — T54	1:36:00	1:24:55	1:28:08
	2290	KAYITARE Clavel	1 JAN 1986	T42	Men's 100m — T42	12.92	12.60	12.60
					Men's 200m — T42	27.04	26.42	26.54
	2291	LEMEUNIER Denis	12 FEB 1965	T54	Men's 5000m — T54	10:25.66	9:56.42	10:25.66
					Men's Marathon — T54	1:35:58	1:23:47	1:28:07
	2292	MAKUNDA Gauthier Tresor	15 SEP 1983	T11	Men's 200m — T11		24.28	24.28
		Guide LANEYRIE Antoine	10 JUN 1988					
	2292	MAKUNDA Gauthier Tresor			Men's 400m — T11	52.79	52.79	52.79
		Guide LANEYRIE Antoine	10 JUN 1988					
	2293	MASTOURI Djamel	17 JAN 1972	T37	Men's 800m — T37	2:11.05	2:11.05	2:11.05
					Men's 1500m — T37	4:24.93	4:24.93	4:24.93
	2294	MOBRE Sebastien	29 JUL 1981	T34	Men's 100m — T34	16.52	16.52	16.52
					Men's 200m — T34	29.65	29.42	29.42
	2295	ROYER Daniel	13 FEB 1986	F20	Men's Long Jump — F20	5.82	6.06	6.06
	2296	RUMEAU Damien	28 JUN 1988	F20	Men's Shot Put — F20	12.24	12.24	12.24
	2297	SEKEME Soslito	29 DEC 1976	F46	Men's Shot Put — F46	14.48	14.52	14.52
	2298	TALATINI Jean Pierre	18 APR 1976	F34	Men's Shot Put — F34	10.95	10.95	10.95
					Men's Javelin Throw — F33/34	22.85	26.00	24.84

Total Athletes 18

## GAB - Gabon

2301	MABICKA Thierry	24 JAN 1976	T54	Men's 100m — T54				
				Men's Javelin Throw — F57/58				

Total Athletes 1

## GAM - Gambia

2302	JARJU Demba	18 MAR 1989	T54	Men's 100m — T54				
				Men's 800m — T54				

Total Athletes 1

## GBR - Great Britain

2303	ABIDOGUN Ola	3 AUG 1993	T46	Men's 100m — T46	11.05	11.05	11.05
				Men's 200m — T46	22.54	22.54	22.54
2304	ADAMS Jonathan	11 SEP 1992	F34	Men's Shot Put — F34	10.21	10.59	10.21
2305	BALLARD Graeme	19 JUN 1979	T36	Men's 100m — T36	11.98	11.98	11.98
				Men's 200m — T36	25.12	25.12	25.12
2306	BLAKE Paul	15 JAN 1990	T36	Men's 400m — T36	55.20	55.20	55.20
				Men's 800m — T36	2:06.81	2:06.81	2:06.81
2307	BUSHELL Mickey	8 JUN 1990	T53	Men's 100m — T53	14.38	14.38	14.38
				Men's 200m — T53	25.97	25.97	25.97
2308	CARTER Jamie	18 NOV 1994	T34	Men's 100m — T34	17.38	17.38	17.38
				Men's 200m — T34	31.33	31.33	31.33
2309	DAVIES Aled	24 MAY 1991	F42	Men's Shot Put — F42/44	14.56	14.56	14.56
				Men's Discus Throw — F42	47.72	47.72	47.72
2310	DERENALAGI Derek	3 OCT 1974	F57	Men's Discus Throw — F57/58	43.03	43.03	43.03
2311	DEVINE David	13 FEB 1992	T12	Men's 800m — T12		1:55.10	1:56.61
				Men's 1500m — T13		4:01.53	4:01.53
2312	DUKE Kyrion	12 OCT 1992	F40	Men's Shot Put — F40	11.19	11.19	11.19



## Athletics



## Entry List by NPC

As of 30 AUG 2012

## Men

NPC	Bib	Name	Date of Birth	Sport Class	Event	Season's Best	Personal Best	Qualifying Best
	2312	DUKE Kyrion			Men's Javelin Throw — F40	37.39	37.39	37.39
	2313	GREAVES Dan	4 OCT 1982	F44	Men's Discus Throw — F44	57.83	59.85	59.85
	2314	HOWE Jordan	12 OCT 1995	T35	Men's 100m — T35	13.04	13.04	13.04
					Men's 200m — T35	27.86	27.86	27.86
	2315	JONES Rhys	30 JUN 1994	T37	Men's 100m — T37	12.25	12.25	12.25
					Men's 200m — T37	25.24	25.24	25.24
	2316	MILLER Dean	23 AUG 1989	T37	Men's 1500m — T37	4:20.93	4:20.93	4:20.93
	2317	MILLER Stephen	27 MAY 1980	F32	Men's Club Throw — F31/32/51	30.71	32.91	31.29
	2318	MOORHOUSE Scott	24 MAY 1989	F42	Men's Javelin Throw — F42	44.95	47.33	47.33
	2319	MORRIS Steve	13 SEP 1988	T20	Men's 1500m — T20	3:58.93	3:58.93	3:58.93
	2320	OSBORNE Stephen	26 MAR 1963	T51	Men's 100m — T51	22.28	22.28	22.28
	2321	PEACOCK Jonnie	28 MAY 1993	T44	Men's 100m — T44	10.85	10.85	10.85
	2322	RUDDOCK Sam	19 FEB 1990	T35	Men's 100m — T35	13.80	13.80	13.80
					Men's 200m — T35	28.77	28.77	28.77
	2323	RUSHGROVE Ben	23 FEB 1988	T36	Men's 100m — T36	12.45	12.25	12.25
					Men's 200m — T36	25.25	25.25	25.25
	2324	STEPHENS Nathan	11 APR 1988	F57	Men's Javelin Throw — F57/58	37.17	41.37	41.37
	2325	TSCHERNIAWSKY Kieran	18 JAN 1992	F33	Men's Discus Throw — F32/33/34	30.99	30.99	30.99
	2326	WEIR David	5 JUN 1979	T54	Men's 800m — T54	1:36.14	1:32.66	1:36.08
					Men's 1500m — T54	2:56.79	2:55.25	2:56.79
					Men's 5000m — T54	10:22.46	9:53.15	10:22.46
					Men's Marathon — T54	1:32:26	1:28:57	1:30:05
	2327	WEST Daniel	15 DEC 1977	F34	Men's Shot Put — F34	11.30	11.37	11.37
	2328	WHITEHEAD Richard	19 JUL 1976	T42	Men's 100m — T42	13.33	13.33	13.33
					Men's 200m — T42	24.93	24.93	24.93
	2329	WOMACK Robin	29 MAY 1971	F55	Men's Shot Put — F54/55/56	11.01	11.01	11.01
<b>Total Athletes 27</b>								
<b>GBS - Guinea-Bissau</b>								
	2332	LOPES CARDOSO Cesar	25 DEC 1980	T46	Men's 400m — T46			
<b>Total Athletes 1</b>								
<b>GER - Germany</b>								
		Germany			Men's 4 x 100m Relay — T42-46			45.71
	2333	BEHRE David					11.66	11.79
	2334	BOETZEL Reinhold					23.14	23.14
	2335	CZYZ Wojtek					51.40	51.40
	2340	POPOW Heinrich					53.56	51.40
	2341	REHM Markus					1.86	1.86
	2333	BEHRE David	13 SEP 1986	T43	Men's 100m — T44		11.66	11.79
					Men's 200m — T44	24.44	23.14	23.14
					Men's 400m — T44	53.56	51.40	51.40
	2334	BOETZEL Reinhold	8 DEC 1975	F46	Men's High Jump — F46	1.86	1.86	1.86
	2335	CZYZ Wojtek	30 JUL 1980	T42	Men's 100m — T42		12.26	12.47
					Men's 200m — T42		26.91	26.91
					Men's Long Jump — F42/44		6.27	6.22
	2336	DIETZ Sebastian Ernst Klaus	25 FEB 1985	F36	Men's Discus Throw — F35/36	39.62	39.62	39.62
	2337	G HARDOONI Ali	25 FEB 1979	F57	Men's Discus Throw — F57/58	39.05	45.32	44.29
	2338	ISER Ulrich	14 APR 1957	F55	Men's Shot Put — F54/55/56	10.88	11.38	11.38
	2339	MESTER Mathias	15 SEP 1986	F40	Men's Javelin Throw — F40	40.55	40.69	40.55
	2340	POPOW Heinrich	14 JUL 1983	T42	Men's 100m — T42	12.64	12.29	12.56
					Men's 200m — T42		26.62	26.92
					Men's Long Jump — F42/44	5.77	6.31	6.23
	2341	REHM Markus	22 AUG 1988	T44	Men's 100m — T44	11.69	11.69	11.69
					Men's Long Jump — F42/44	6.78	7.09	7.09
	2342	SCHROEDER Matthias	24 SEP 1982	T12	Men's 200m — T12	23.18	22.38	22.38
	Guide	SCHNEIDER Tobias	20 AUG 1985					





## Entry List by NPC

As of 30 AUG 2012

### Men

NPC	Bib	Name	Date of Birth	Sport Class	Event	Season's Best	Personal Best	Qualifying Best
	2342	SCHROEDER Matthias			Men's 400m — T12	51.73	50.64	50.96
Guide		SCHNEIDER Tobias	20 AUG 1985					
	2343	SCHUH Marc	12 AUG 1989	T54	Men's 100m — T54	14.31	14.09	14.09
					Men's 400m — T54	47.56	45.64	46.32
	2344	SCHULZE Matthias Uwe	8 OCT 1983	F46	Men's Shot Put — F46	14.39	14.39	14.39
	2345	STEIN Niels	13 AUG 1991	T35	Men's 100m — T35	13.62	13.58	13.58
					Men's 200m — T35	28.44	28.44	28.44
	2346	TINNEMEIER Frank	25 AUG 1972	F42	Men's Shot Put — F42/44	13.26	13.44	13.44
	2347	ULBRICHT Thomas	10 JUL 1985	T12	Men's 100m — T12	11.25	11.25	11.25
					Men's 200m — T12	22.56	22.56	22.56

Total Athletes 15

### GHA - Ghana

	2350	BOTSYO Nkegbe	2 JUL 1979	T54	Men's 100m — T54	14.62	14.62	14.62
--	------	---------------	------------	-----	------------------	-------	-------	-------

Total Athletes 1

### GRE - Greece

	2351	BARAKAS Athanasios	22 OCT 1971	F11	Men's Long Jump — F11	5.69	6.08	5.69
					Men's Triple Jump — F11	11.26	12.13	11.68
	2352	DIBIDIS Kostas	3 JUN 1990	F20	Men's Shot Put — F20	13.44	13.44	13.44
	2353	FERNANDES Che Jon	22 JUL 1971	F53	Men's Shot Put — F52/53	8.25	8.25	8.25
	2354	FYLACHTOS Marinos	4 JAN 1973	F42	Men's Discus Throw — F42	41.00	41.27	41.27
	2355	KALOGEROS Pantelis	8 MAY 1967	F51	Men's Discus Throw — F51/52/53		9.92	9.86
	2356	KANAVOS Evangelos	17 JUN 1989	F20	Men's Long Jump — F20	6.39	6.39	6.39
	2357	KAPLANIS Nikolaos	6 MAY 1973	F51	Men's Discus Throw — F51/52/53	9.54	9.54	9.54
					Men's Club Throw — F31/32/51	21.15	21.15	21.15
	2358	KARAMINAS Georgios	13 DEC 1961	F52	Men's Shot Put — F52/53	8.07	8.27	8.27
					Men's Javelin Throw — F52/53	14.76	16.15	16.15
	2359	KONSTANTINIDIS Alexandros Michail	8 NOV 1983	F40	Men's Shot Put — F40	11.51	11.51	11.51
					Men's Discus Throw — F40	36.08	37.88	36.45
	2360	NALMPANTIS Ilias	2 JUL 1972	F55	Men's Shot Put — F54/55/56	10.38	11.11	11.11
					Men's Discus Throw — F54/55/56	29.78	30.97	30.92
	2361	NIKOLAIDIS Efstratios	19 SEP 1985	F20	Men's Shot Put — F20	13.01	13.14	13.14
	2362	NTOMGKIONI Angim Dimitrios	16 JUN 1973	F57	Men's Shot Put — F57/58	12.31	13.47	13.47
					Men's Javelin Throw — F57/58	34.03	37.39	36.30
	2363	PETROPOULOS Anastasios	30 JUN 1990	F36	Men's Long Jump — F36	4.90	4.90	4.90
	2364	PROTOS Ioannis	26 SEP 1982	T13	Men's 200m — T13	22.75	22.59	22.59
					Men's 400m — T13	50.06	49.51	49.51
	2365	STATHELAKOS Paschalis	24 FEB 1991	F40	Men's Shot Put — F40	13.01	13.01	13.01
					Men's Discus Throw — F40	35.89	40.92	40.92
	2366	STEFANOUDAKIS Manolis	5 APR 1983	F54	Men's Shot Put — F54/55/56	8.37	9.20	9.20
					Men's Javelin Throw — F54/55/56	25.49	28.28	28.28
	2367	TSIOU Anastasios	30 AUG 1974	F57	Men's Shot Put — F57/58	13.55	13.77	13.72
					Men's Javelin Throw — F57/58	32.50	32.50	32.50
	2368	VRYONIS Gerasimos	14 JUN 1968	F53	Men's Shot Put — F52/53	7.57	7.89	7.89
					Men's Javelin Throw — F52/53	15.63	16.68	16.44
	2369	ZISIDIS Dimitrios	26 MAR 1975	F32	Men's Shot Put — F32/33	7.22	9.05	8.84

Total Athletes 19

### GUA - Guatemala

	2372	LEIVA Isaac	2 JUN 1979	F11	Men's Shot Put — F11/12	9.89	9.89	9.89
					Men's Discus Throw — F11			

Total Athletes 1

### HAI - Haiti

	2373	CAJUSTE Josue	16 MAY 1984	F42	Men's Shot Put — F42/44			
--	------	---------------	-------------	-----	-------------------------	--	--	--



## Entry List by NPC

As of 30 AUG 2012

### Men

NPC	Bib	Name	Date of Birth	Sport Class	Event	Season's Best	Personal Best	Qualifying Best
	2373	CAJUSTE Josue			Men's Javelin Throw — F42			
<b>Total Athletes 1</b>								
<b>HKG - Hong Kong, China</b>								
	2374	SO Wa Wai	6 OCT 1981	T36	Men's 100m — T36 Men's 200m — T36		12.17 25.60	12.17 25.60
<b>Total Athletes 1</b>								
<b>HON - Honduras</b>								
	2375	HERNANDEZ Luis Guide	5 NOV 1989 11 DEC 1989	T11	Men's 800m — T12			
<b>Total Athletes 1</b>								
<b>HUN - Hungary</b>								
	2376	KANYO Zsolt	4 NOV 1977	F56	Men's Javelin Throw — F54/55/56	27.44	27.44	27.44
	2377	ORBAN Csaba	1 SEP 1971	T12	Men's Marathon — T12	2:54:36	2:54:36	2:54:36
<b>Total Athletes 2</b>								
<b>INA - Indonesia</b>								
	2378	HARTANTO Setiyo Budi	6 MAY 1986	F46	Men's Long Jump — F46 Men's Triple Jump — F46		6.30 12.29	6.30 12.29
<b>Total Athletes 1</b>								
<b>IND - India</b>								
	2381	HOSANAGARA NAGARAJEGOWDA Girisha	26 JAN 1988	F42	Men's High Jump — F42	1.60	1.60	1.60
	2382	JAIDEEP Jaideep	30 DEC 1989	F42	Men's Discus Throw — F42	40.48	40.48	40.48
	2383	KUMAR Amit Kumar	12 JAN 1985	F51	Men's Discus Throw — F51/52/53	10.27	10.27	10.27
	2384	RANBIR Narender	10 JUL 1989	F44	Men's Javelin Throw — F44	47.39	47.39	47.39
	2385	SINGH Jagseer	16 JUL 1987	F46	Men's Long Jump — F46	6.55	6.55	6.55
<b>Total Athletes 5</b>								
<b>IRI - Islamic Republic of Iran</b>								
	2388	ABBARIKI Salman	21 SEP 1986	F34	Men's Shot Put — F34	10.82	10.91	10.91
	2389	BAGHERI JEDDI Jalil	24 AUG 1972	F55	Men's Shot Put — F54/55/56	11.24	11.24	11.24
	2390	HARDANI Javad	22 MAR 1984	F38	Men's Shot Put — F37/38 Men's Discus Throw — F37/38	14.38 48.06	14.38 48.32	14.38 48.06
	2391	HOSSEINI LIRAVI Seyed Erfan	16 FEB 1984	F13	Men's Javelin Throw — F12/13	56.33	61.48	61.48
	2392	JOKAR Abdolreza	21 JAN 1970	F53	Men's Javelin Throw — F52/53	21.73	21.81	21.73
	2393	KAEDI Mohsen	19 APR 1987	F34	Men's Shot Put — F34 Men's Javelin Throw — F33/34	11.53 36.24	11.53 42.27	11.53 36.24
	2394	KARAM ZADEH Mehrdad	20 SEP 1971	F42	Men's Discus Throw — F42	41.72	42.54	41.72
	2395	KHAKZADIYEH Jalal	24 AUG 1979	F34	Men's Discus Throw — F32/33/34	41.44	44.03	44.03
	2396	KHALVANDI Mohammad	11 JAN 1990	F58	Men's Javelin Throw — F57/58	46.86	46.86	46.86
	2397	MOHAMMAD YARI Ali	22 DEC 1982	F56	Men's Discus Throw — F54/55/56	40.24	42.14	42.14
	2398	NASIRI BAZANJANI Peyman	10 JUN 1980	T20	Men's 1500m — T20	4:04.29	3:57.10	3:57.10
	2399	NIKPARAST Sajad	21 SEP 1986	F12	Men's Javelin Throw — F12/13	56.55	59.68	59.68
	2400	SEPAHVAND Farzad	15 JUL 1986	F44	Men's Discus Throw — F44	55.54	55.54	55.54
	2401	SHOKRISALARI Kamran	21 SEP 1991	F42	Men's Javelin Throw — F42	50.69	50.69	50.69
<b>Total Athletes 14</b>								
<b>IRL - Ireland</b>								
	2404	McCARTHY James	25 JUL 1972	F57	Men's Shot Put — F57/58	10.93	11.24	10.93
	2405	McCARTHY John	20 APR 1974	T51	Men's 100m — T51	24.81	24.81	24.81



## Entry List by NPC

As of 30 AUG 2012

### Men

NPC	Bib	Name	Date of Birth	Sport Class	Event	Season's Best	Personal Best	Qualifying Best
	2405	McCARTHY John			Men's Club Throw — F31/32/51	21.42	22.66	21.42
	2406	McKILLOP Michael	27 JAN 1990	T37	Men's 800m — T37	1:58.38	1:56.74	1:56.74
					Men's 1500m — T37	3:59.54	3:55.23	3:59.54
	2407	O DWYER Raymond	17 MAR 1990	F34	Men's Shot Put — F34	9.49	9.49	9.49
					Men's Discus Throw — F32/33/34	30.70	30.70	30.70
					Men's Javelin Throw — F33/34	20.27	21.20	21.20
	2408	SMYTH Jason	4 JUL 1987	T13	Men's 100m — T13	10.24	10.24	10.24
					Men's 200m — T13		21.54	21.54

Total Athletes 5

### IRQ - Iraq

	2411	ABDULRAHEEM Kovan	1 MAR 1988	F40	Men's Shot Put — F40	10.24	10.46	10.46
					Men's Discus Throw — F40	31.93	31.93	31.93
					Men's Javelin Throw — F40	36.70	39.53	39.53
	2412	AL-SAADi Mahdi	1 FEB 1972	F12	Men's Shot Put — F11/12	11.35	11.35	11.35
	2413	HASSAIN Hameed	1 JUL 1962	F11	Men's Shot Put — F11/12	10.06	11.21	11.21
					Men's Discus Throw — F11	26.37	29.82	29.82
	2414	JANABI Hasan	7 SEP 1990	F36	Men's Long Jump — F36		4.72	4.72
	2415	KADHIM Ahmed Abdul Amir	9 FEB 1995	T12	Men's 100m — T12	11.80	11.09	11.09
					Men's 200m — T12	24.01	23.51	23.51
	2416	KADHIM Hussein	13 SEP 1986	T13	Men's 200m — T13	22.79	22.72	22.72
					Men's 400m — T13	50.20	49.85	49.85
	2417	NAAS Ahmed	5 FEB 1992	F40	Men's Javelin Throw — F40	41.05	41.05	41.05
	2418	NUKHAILAWI Wildan	10 AUG 1986	F40	Men's Shot Put — F40		10.98	10.98
					Men's Discus Throw — F40		30.02	29.87
					Men's Javelin Throw — F40		37.97	37.97

Total Athletes 8

### ISL - Iceland

	2421	SVEINSSON Helgi	11 JUN 1979	T42	Men's 100m — T42	14.82	14.82	14.82
					Men's Long Jump — F42/44	5.32	5.32	5.32
					Men's Javelin Throw — F42	46.52	46.52	46.52

Total Athletes 1

### ISR - Israel

	2422	YARKONI Gad	18 OCT 1974	T11	Men's Marathon — T12	2:55:11	2:55:11	2:55:11
	Guide	ALMAGOR Revital	10 DEC 1976					
	Guide	BRACHFELD Elon Eliezer	21 NOV 1973					
	Guide	ABRAMSKI Nili	14 JAN 1970					
	Guide	GEVA Shabtai	20 JUL 1945					

Total Athletes 1

### ITA - Italy

	2423	CIONNA Andrea	5 JAN 1968	T11	Men's Marathon — T12		2:35:40	2:37:57
	Guide	BUSSOLOTTO Dorian	18 NOV 1980					
	Guide	CARLONI Alessandro	2 DEC 1978					
	Guide	dei CAS Michela	30 APR 1984					
	2424	DALLA PALMA Davide	24 AUG 1990	T46	Men's 800m — T46	2:01.18	2:01.18	2:01.18
					Men's 1500m — T46	4:05.64	4:05.64	4:05.64
	2425	de VIDI Alvis	30 APR 1966	T51	Men's 100m — T51	22.14	22.14	22.14
	2426	di LELLO Alessandro	18 JUL 1977	T46	Men's Marathon — T46	2:37:21	2:37:21	2:37:21
	2427	ENDRIZZI Walter	19 AUG 1967	T46	Men's Marathon — T46		2:34:00	2:36:04
	2428	SCENDONI Riccardo	21 OCT 1984	T44	Men's 100m — T44	11.98	11.98	11.98
					Men's 200m — T44	24.07	24.07	24.07
					Men's 400m — T44	56.18	56.18	56.18

Total Athletes 6



## Athletics



## Entry List by NPC

As of 30 AUG 2012

## Men

NPC	Bib	Name	Date of Birth	Sport Class	Event	Season's Best	Personal Best	Qualifying Best
<b>JAM - Jamaica</b>								
	2432	CAMPBELL Tanto	15 JAN 1986	F56	Men's Discus Throw — F54/55/56		40.42	40.42
	2433	CUNNINGHAM Alphanso	29 AUG 1980	F53	Men's Discus Throw — F51/52/53		26.45	25.18
					Men's Javelin Throw — F52/53		20.19	18.07
<b>Total Athletes 2</b>								
<b>JOR - Jordan</b>								
	2435	AL ABBADI Amer Ali Mustafa	17 MAY 1976	F58	Men's Shot Put — F57/58	13.39	13.61	13.61
	2436	AL RAMAHI Abed	19 NOV 1993	F13	Men's Discus Throw — F57/58	45.70	45.70	45.70
	2437	ELSHEBLI Jamil Saleh	9 APR 1979	F57	Men's Long Jump — F13	5.93	5.93	5.93
					Men's Shot Put — F57/58	13.91	14.19	14.07
<b>Total Athletes 3</b>								
<b>JPN - Japan</b>								
		Japan			Men's 4 x 100m Relay — T42-46	46.33		46.33
	2439	HARUTA Jun						
	2452	SATO Keita						
	2454	SUZUKI Toru						
	2455	TAGAWA Tomoki						
	2460	YAMAMOTO Atsushi						
	2438	HANAOKA Nobukazu	13 MAR 1976	T54	Men's 800m — T54	1:39.26	1:37.74	1:37.74
					Men's 1500m — T54	3:02.49	2:59.94	2:59.94
					Men's Marathon — T54	1:28:26	1:23:33	1:25:05
	2439	HARUTA Jun	26 JUL 1978	T44	Men's 100m — T44	12.35	11.95	11.95
	2440	HIGUCHI Masayuki	15 JAN 1979	T54	Men's 800m — T54	1:38.22	1:37.62	1:37.62
					Men's Marathon — T54	1:28:29	1:22:03	1:22:03
	2441	HIROMICHI Jun	21 DEC 1973	T53	Men's 200m — T53	27.61	27.15	27.15
					Men's 400m — T53	51.60	50.21	51.27
					Men's 800m — T53	1:38.00	1:36.85	1:38.00
					Men's 5000m — T54	10:29.77	10:05.49	10:29.77
	2442	HOKINOUE Kota	30 MAR 1974	T54	Men's 5000m — T54	10:28.13	9:55.04	10:10.23
					Men's Marathon — T54	1:23:26	1:22:01	1:22:01
	2443	HORIKOSHI Tadashi	19 JUL 1988	T12	Men's 5000m — T12	15:15.11	15:15.11	15:15.11
	2444	INOUE Satoshi	8 JUN 1978	T51	Men's 100m — T51	25.66	23.78	23.78
	2445	ISHII Kuniaki	26 MAR 1985	T20	Men's 1500m — T20	4:05.92	4:05.79	4:05.79
	2446	ITO Tomoya	16 AUG 1963	T52	Men's 100m — T52	18.35	17.49	17.49
					Men's 200m — T52	31.68	31.07	31.07
					Men's 400m — T52	1:03.02	57.25	58.53
					Men's 800m — T52	2:13.58	1:52.31	2:01.05
	2447	KIMURA Yuya	19 JAN 1984	T20	Men's 1500m — T20	4:11.05	4:05.52	4:05.52
	2448	KOBATA Atsuro	27 NOV 1993	T34	Men's 100m — T34	18.02	17.77	17.77
					Men's 200m — T34	32.66	32.35	32.66
	2449	MATSUNAGA Hitoshi	15 SEP 1972	T53	Men's 100m — T53	16.06	15.71	15.71
					Men's 200m — T53	27.93	27.77	27.77
					Men's 800m — T53	1:44.76	1:42.55	1:43.92
	2450	OI Toshie	29 AUG 1948	F53	Men's Discus Throw — F51/52/53	23.30	24.78	23.75
	2451	OKAMURA Masahiro	13 APR 1970	T12	Men's 5000m — T12	15:37.04	15:37.04	15:37.04
					Men's Marathon — T12		2:25:18	2:34:03
	2452	SATO Keita	26 JUL 1991	T44	Men's 200m — T44	24.31	24.31	24.31
					Men's 400m — T44	58.49	58.00	58.00
	2453	SOEJIMA Masazumi	31 AUG 1970	T54	Men's 1500m — T54	3:17.27	3:00.64	3:00.64
					Men's Marathon — T54	1:23:27	1:18:50	1:18:50
	2454	SUZUKI Toru	4 MAY 1980	F44	Men's High Jump — F46	1.93	1.95	1.93
	2455	TAGAWA Tomoki	6 FEB 1986	T46	Men's 100m — T46	11.32	11.26	11.26
					Men's 200m — T46	22.75	22.75	22.75
	2456	TAKADA Toshihiro	9 SEP 1965	T52	Men's 100m — T52		19.39	19.39
					Men's 200m — T52	34.24	32.50	32.50



## Athletics



## Entry List by NPC

As of 30 AUG 2012

## Men

NPC	Bib	Name	Date of Birth	Sport Class	Event	Season's Best	Personal Best	Qualifying Best
	2456	TAKADA Toshihiro			Men's 400m — T52	1:05.04	1:02.00	1:02.00
					Men's 800m — T52	2:11.09	2:02.19	2:02.19
	2457	TAKAHASHI Yuichi	12 JUN 1965	T11	Men's Marathon — T12	2:43:19	2:37:43	2:43:19
		Guide KINOSHITA Hitoshi	27 MAY 1977					
		Guide HAYATA Toshiyuki	2 MAY 1968					
		Guide OSAKI Sakae	18 AUG 1964					
	2458	UEYONABARU Hirokazu	22 MAY 1971	T52	Men's 100m — T52	19.84	18.39	18.39
					Men's 200m — T52	34.69	31.82	31.82
					Men's 400m — T52	1:08.78	1:01.48	1:01.77
					Men's 800m — T52	2:37.74	2:02.04	2:02.04
	2459	WADA Shinya	9 JUL 1977	T11	Men's 1500m — T11	4:19.94	4:19.94	4:19.94
		Guide KITAMURA Takuya	31 JUL 1981					
		Guide NAKATA Takashi	23 OCT 1979					
	2459	WADA Shinya			Men's 5000m — T11	16:12.72	16:10.26	16:10.26
		Guide SHIDA Jun	16 JUN 1973					
		Guide NAKATA Takashi	23 OCT 1979					
	2459	WADA Shinya			Men's Marathon — T12		2:38:59	2:38:59
		Guide KITAMURA Takuya	31 JUL 1981					
		Guide SHIDA Jun	16 JUN 1973					
		Guide NAKATA Takashi	23 OCT 1979					
	2460	YAMAMOTO Atsushi	19 APR 1982	T42	Men's 100m — T42	12.94	12.73	12.73
					Men's 200m — T42	26.73	26.72	26.72
					Men's Long Jump — F42/44	6.24	6.24	6.24
	2461	YAMAMOTO Hiroyuki	31 MAY 1966	T54	Men's 1500m — T54	3:17.17	3:01.95	3:01.95
					Men's 5000m — T54	11:39.25	10:22.68	10:29.26
					Men's Marathon — T54	1:33:00	1:23:16	1:23:16
	2462	YASUOKA Choke	18 JAN 1973	T54	Men's 800m — T54	1:41.93	1:32.45	1:36.40
					Men's Marathon — T54	1:30:44	1:22:17	1:30:44

Total Athletes 25

## KAZ - Kazakhstan

	2465	KHARLAMOV Sergey	13 DEC 1970	T36	Men's 100m — T36	14.00	14.00	14.00
					Men's Long Jump — F36	4.65	4.65	4.65
	2466	SALIMOV Islam	18 DEC 1989	T13	Men's 400m — T13	54.24	54.24	54.24
					Men's Long Jump — F13	6.00	6.00	6.00

Total Athletes 2

## KEN - Kenya

	2467	BII Wilson	9 FEB 1986	T11	Men's 5000m — T11	15:42.64	15:42.64	15:42.64
		Guide KENER Jacob	31 DEC 1983					
	2468	CHERUIYOT Immanuel Kipkosgei	25 DEC 1984	T11	Men's 1500m — T11		4:22.08	4:22.08
		Guide TARUS Robert	1 JAN 1984					
	2468	CHERUIYOT Immanuel Kipkosgei			Men's 5000m — T11		15:58.29	15:58.29
		Guide TARUS Robert	1 JAN 1984					
	2469	CHERUIYOT Stanley	8 MAR 1980	T46	Men's 800m — T46		1:58.00	1:58.00
					Men's 1500m — T46		4:01.69	4:07.50
	2470	CHESUM Jonah Kipkemoi	5 MAY 1989	T46	Men's 800m — T46	1:59.18	1:59.18	1:59.18
					Men's 1500m — T46		3:55.46	3:55.46
	2471	KARANJA Francis Thuo	6 APR 1975	T11	Men's 5000m — T11		16:00.00	16:00.00
		Guide KARANJA James Kuria	1 DEC 1979					
	2472	KIMANI Samwel Mushai	26 DEC 1989	T11	Men's 1500m — T11		4:09.74	4:09.74
		Guide BOIT James	7 AUG 1984					
	2473	KIRWA Henry	4 MAY 1973	T12	Men's 1500m — T13		4:02.07	4:02.07
					Men's 5000m — T12		14:41.80	14:41.80
	2474	KORIR David	30 JUL 1984	T13	Men's 800m — T13		1:57.52	1:57.52
					Men's 1500m — T13		3:58.59	4:03.75
	2475	MWENDO Henry Nzungi	4 AUG 1986	T12	Men's 200m — T12		22.81	22.81
					Men's 400m — T12		49.82	49.82



## Entry List by NPC

As of 30 AUG 2012

## Men

NPC	Bib	Name	Date of Birth	Sport Class	Event	Season's Best	Personal Best	Qualifying Best
	2476	TARBEI Abraham	28 SEP 1986	T46	Men's 800m — T46		1:17.94	1:55.33
					Men's 1500m — T46		3:56.53	3:56.53
	2477	WANYOIKE Henry	10 MAY 1974	T11	Men's Marathon — T12	2:47:16	2:47:16	2:47:16
		Guide GACHUHI Joseph	11 NOV 1974					

Total Athletes 11

## KOR - Republic of Korea

		Republic Of Korea			Men's 4 x 400m Relay — T53/54			3:21.05
	2480	HONG Sukman						
	2481	JUNG Dong Ho						
	2482	KIM Gyu Dae						
	2483	YOO Byunghoon						
	2480	HONG Sukman	7 DEC 1975	T54	Men's 800m — T54	1:40.67	1:34.91	1:36.41
					Men's 1500m — T54	3:08.81	3:04.49	3:04.49
					Men's 5000m — T54	11:11.67	10:47.71	10:47.71
					Men's Marathon — T54	1:39:10	1:27:04	1:27:04
	2481	JUNG Dong Ho	11 JAN 1975	T53	Men's 100m — T53	15.58	15.51	15.51
					Men's 200m — T53	28.52	27.52	27.52
					Men's 400m — T53	51.39	50.26	50.76
	2482	KIM Gyu Dae	17 JAN 1984	T54	Men's 800m — T54	1:37.57	1:35.13	1:35.93
					Men's 1500m — T54	3:03.86	3:00.04	3:00.04
					Men's 5000m — T54	11:26.98	10:10.48	10:10.97
					Men's Marathon — T54		1:36:04	1:36:04
	2483	YOO Byunghoon	30 JUN 1972	T53	Men's 200m — T53	28.29	27.13	27.13
					Men's 400m — T53	50.41	49.99	50.41
					Men's 800m — T53	1:43.86	1:40.21	1:43.20

Total Athletes 4

## KSA - Saudi Arabia

	2484	AL SHANQITI Osamah Masaud	3 MAY 1976	F12	Men's Triple Jump — F12	12.88	12.91	12.91
					Men's Shot Put — F11/12	10.69	10.69	10.69
	2485	ALKHALDI Saeed	1 JUN 1983	T46	Men's 100m — T46	11.54	11.34	11.34
	2486	ALNAKHLI Hani	14 MAR 1986	F33	Men's Shot Put — F32/33	8.19	8.19	8.19
					Men's Discus Throw — F32/33/34	31.93	31.93	31.93

Total Athletes 3

## KUW - Kuwait

	2487	ALADWANI Hamad N M E	27 DEC 1972	T53	Men's 100m — T53	15.48	15.48	15.48
					Men's 200m — T53	27.76	27.60	27.60
					Men's 400m — T53	51.43	51.43	51.43
	2488	ALMUTAIRI Ahmad	13 MAY 1994	T33	Men's 100m — T34	18.57	18.17	18.17
					Men's 200m — T34	33.56	32.92	32.92
					Men's Javelin Throw — F33/34	17.90	18.24	18.24
	2489	ALSALEH Abdullah S A S A	7 APR 1981	F46	Men's Shot Put — F46	12.80	12.80	12.80
	2490	NASER Mohammad	11 MAY 1991	F32	Men's Shot Put — F32/33	7.51	7.51	7.51
	2491	SALEH Naser M S	5 MAY 1984	F33	Men's Shot Put — F32/33	8.09	8.09	8.09

Total Athletes 5

## LAT - Latvia


	2494	APINIS Aigars	9 JUN 1973	F52	Men's Shot Put — F52/53		10.03	10.03
					Men's Discus Throw — F51/52/53		20.88	20.88
	2495	KLAVINS Edgars	19 SEP 1991	T13	Men's 200m — T13	25.01	25.01	25.01
					Men's Long Jump — F13	5.94	5.94	5.94
	2496	OZOLNIEKS Andis	21 APR 1980	F46	Men's Shot Put — F46	13.26	13.26	13.26
	2497	SILOVIS Dmitrijs	23 MAR 1989	F37	Men's Long Jump — F37/38	5.46	5.47	5.47

Total Athletes 4





## Athletics



## Entry List by NPC

As of 30 AUG 2012

## Men

NPC	Bib	Name	Date of Birth	Sport Class	Event	Season's Best	Personal Best	Qualifying Best
<b>LBA - Libya</b>								
	2498	ELHMALI Hamza G	31 JUL 1987	F32	Men's Club Throw — F31/32/51	24.00	24.00	24.00
<b>Total Athletes 1</b>								
<b>LTU - Lithuania</b>								
	2499	BILIUS Mindaugas	13 FEB 1982	F37	Men's Shot Put — F37/38	14.98	14.98	14.98
	2500	URBONAS Rolandas	11 AUG 1972	F12	Men's Discus Throw — F37/38 Men's Shot Put — F11/12	46.05 13.16	46.05 13.16	46.05 13.16
<b>Total Athletes 2</b>								
<b>MAC - Macao, China</b>								
	2502	TONG Hio Sam	8 MAY 1985	F20	Men's Long Jump — F20			
<b>Total Athletes 1</b>								
<b>MAD - Madagascar</b>								
	2503	RAHERINANDRASANA Revelinot	8 NOV 1978	T46	Men's 200m — T46			
<b>Total Athletes 1</b>								
<b>MAR - Morocco</b>								
	2504	AHARAK Hafid	17 AUG 1983	T37	Men's 1500m — T37		4:29.85	4:29.85
	2505	AMGUOUN Mohamed	8 NOV 1988	T13	Men's 200m — T13 Men's 400m — T13	22.64 49.72	22.64 49.72	22.64 49.72
	2506	CHAOUI Ayoub	20 AUG 1990	T13	Men's 100m — T13 Men's 200m — T13		11.56 23.19	11.56 23.25
	2507	CHENTOUF EI Amin	8 JUN 1981	T12	Men's 800m — T12	2:01.31	2:01.31	2:01.31
Guide		BOULOUIZ Said	30 APR 1956					
Guide		TAKI Allal	1 JAN 1963					
	2507	CHENTOUF EI Amin			Men's 1500m — T13 Men's 5000m — T12	4:10.75 14:33.37	4:10.75 14:33.37	4:10.75 14:33.37
Guide		BOULOUIZ Said	30 APR 1956					
Guide		TAKI Allal	1 JAN 1963					
	2508	ED DAHMANI Mohamed	1 JAN 1986	T11	Men's 1500m — T11	4:16.15	4:16.15	4:16.15
Guide		SANJACH Mustapha	7 JAN 1990					
	2509	EL HARTI Abdelhadi	11 JUN 1982	T46	Men's 800m — T46		2:00.60	2:00.60
	2510	EL KADIOUI EL IDRISSE Abdelali	25 JUL 1977	T13	Men's 800m — T13		1:58.09	2:00.94
Guide		BENZEKRI Rachid	19 SEP 1974					
	2511	MAME Abdelillah	10 NOV 1975	T13	Men's 800m — T13 Men's 1500m — T13	1:57.89 4:09.70	1:53.86 4:09.70	1:57.05 4:09.70
	2512	NOUIRI Azeddine	21 JUL 1986	F34	Men's Shot Put — F34 Men's Javelin Throw — F33/34	9.90	10.00 25.46	10.00 25.46
	2513	OUADDALI Youssef	2 FEB 1987	F32	Men's Shot Put — F32/33 Men's Club Throw — F31/32/51	7.25 22.68	7.25 22.68	7.25 22.68
	2514	RACHAD Rachid	27 DEC 1971	F40	Men's Discus Throw — F40 Men's Javelin Throw — F40	26.99	28.45 28.48	27.02 26.80
	2515	ZALZOULI Tarik	26 AUG 1984	T13	Men's 800m — T13 Men's 1500m — T13	1:58.65 4:07.24	1:58.65 3:56.92	1:58.65 3:58.66
<b>Total Athletes 12</b>								
<b>MAS - Malaysia</b>								
	2518	BAHTIAR Eryanto	7 AUG 1986	F46	Men's Long Jump — F46 Men's Triple Jump — F46	6.32 13.21	6.51 13.21	6.51 13.21
	2519	BIN MASRI Faridul	23 JUL 1981	F56	Men's Javelin Throw — F54/55/56	33.88	33.88	33.88
	2520	ISHAK Mohd Saifuddin	19 APR 1992	F13	Men's Long Jump — F13	6.59	6.59	6.59
	2521	MAJURIN Adderin	12 JAN 1982	F33	Men's Discus Throw — F32/33/34	26.10	26.10	26.10



## Athletics



## Entry List by NPC

As of 30 AUG 2012

## Men

NPC	Bib	Name	Date of Birth	Sport Class	Event	Season's Best	Personal Best	Qualifying Best
	2521	MAJURIN Adderin			Men's Javelin Throw — F33/34	17.74	17.74	17.74
	2522	ZOLKEFLI Muhammad Ziyad	15 MAR 1990	F20	Men's Shot Put — F20	13.79	13.79	13.79

Total Athletes 5

## MEX - Mexico

Mexico			Men's 4 x 400m Relay — T53/54					
2529		CERVANTES GARCIA Juan Pablo				3:21.64		3:21.64
2531		GANDARILLA FERNANDEZ Pedro						
2541		RAMIREZ VALENCIA Jaime						
2542		SANCHEZ NAVA Fernando						
2526		ARCOS LIRA Juan Carlos	17 DEC 1986	T13	Men's 800m — T13	1:58.52	1:58.52	1:58.52
					Men's 1500m — T13	4:05.64	4:05.64	4:05.64
2527		BENITEZ SANDOVAL Josue	12 APR 1981	T44	Men's 400m — T44	57.19	56.75	56.75
2528		CARDOZO SANCHEZ Benjamin Ivan	30 MAY 1985	T37	Men's 100m — T37	12.71	12.60	12.60
					Men's Long Jump — F37/38	5.19	5.37	5.37
2529		CERVANTES GARCIA Juan Pablo	23 JUN 1992	T54	Men's 100m — T54	14.13	14.13	14.13
					Men's 400m — T54	49.45	49.45	49.45
2530		del ROSARIO GONZALEZ Fernando	4 JUL 1988	F58	Men's Discus Throw — F57/58	50.22	53.21	51.93
					Men's Javelin Throw — F57/58	40.34	44.33	42.89
2531		GANDARILLA FERNANDEZ Pedro	26 NOV 1990	T54	Men's 100m — T54	14.57	14.57	14.57
					Men's 800m — T54	1:38.86	1:36.93	1:36.93
2532		GONZALEZ SAUCEDA Jorge Benjamin	30 DEC 1993	T12	Men's 100m — T12	11.63	11.56	11.56
					Men's 200m — T12	23.34	23.34	23.34
					Men's 400m — T12	51.02	51.02	51.02
2533		GORDIAN MARTINEZ Aaron	4 MAY 1964	T54	Men's 5000m — T54	10:52.07	10:38.39	10:46.48
					Men's Marathon — T54	1:37:06	1:28:29	1:28:29
2534		HERNANDEZ MONDRAGON Salvador	31 DEC 1963	T52	Men's 100m — T52	17.06	17.06	17.06
					Men's 200m — T52	31.78	31.55	31.78
					Men's 400m — T52	1:03.20	1:02.02	1:02.60
2535		MARQUEZ JR VILLANUEVA Pedro	22 AUG 1989	T35	Men's 100m — T35	14.72	14.59	14.59
					Men's 200m — T35	31.07	30.54	30.55
2536		MAXIMO de JESUS Mauro	13 FEB 1957	F53	Men's Shot Put — F52/53	8.58	8.70	8.58
					Men's Javelin Throw — F52/53	20.40	21.06	20.64
2537		MENDOZA HERNANDEZ Saul	6 JAN 1967	T54	Men's Marathon — T54	1:24:43	1:24:43	1:24:43
2538		MEZA ZEMPOALTECATL Pedro	23 FEB 1975	T46	Men's Marathon — T46		2:53:16	2:53:16
2539		NAVARRO SANCHEZ Edgar Cesareo	25 MAY 1971	T51	Men's 100m — T51	22.43	21.67	22.06
2540		PEREZ JUAREZ Leonardo De Jesus	10 FEB 1993	T52	Men's 200m — T52	34.50	34.50	34.50
					Men's 400m — T52	1:04.08	1:04.08	1:04.08
					Men's 800m — T52	2:06.14	2:06.14	2:06.14
2541		RAMIREZ VALENCIA Jaime	30 APR 1963	T53	Men's 200m — T53	28.98	28.16	28.16
					Men's 400m — T53	52.11	51.86	52.11
					Men's 800m — T53	1:47.65	1:47.65	1:47.65
2542		SANCHEZ NAVA Fernando	30 MAY 1983	T54	Men's 400m — T54	48.66	47.50	47.50
					Men's 800m — T54	1:36.88	1:36.88	1:36.88
					Men's 1500m — T54	3:08.03	3:08.03	3:08.03
2543		SANTILLAN HERNANDEZ Mario	22 APR 1981	T46	Men's Marathon — T46		2:30:59	2:30:59
2544		VELASCO SORIA Martin	1 MAY 1970	T54	Men's 800m — T54	1:36.91	1:36.12	1:36.12
					Men's 5000m — T54	10:41.49	10:41.49	10:41.49
2545		ZAPIEN ROSAS Luis	5 AUG 1975	T11	Men's 1500m — T11	4:27.84	4:27.84	4:27.84
Guide		MARISCAL RIVERA Juan Carlos	26 OCT 1989					
2545		ZAPIEN ROSAS Luis			Men's 5000m — T11	16:46.45	16:05.65	16:05.65
Guide		MARISCAL RIVERA Juan Carlos	26 OCT 1989					
2546		ZEPEDA FELIX Luis Alberto	1 SEP 1965	F54	Men's Javelin Throw — F54/55/56	27.11	27.11	27.11
2547		ZERTUCHE RODRIGUEZ Norberto Manuel	31 JUL 1991	T36	Men's 100m — T36	13.28	13.28	13.28
					Men's Discus Throw — F35/36	32.94	34.14	34.14

Total Athletes 22



## Entry List by NPC

As of 30 AUG 2012

### Men

NPC	Bib	Name	Date of Birth	Sport Class	Event	Season's Best	Personal Best	Qualifying Best
<b>MGL - Mongolia</b>								
	2550	CHULUUNDORJ Munkh-Erdene	16 AUG 1979	F58	Men's Javelin Throw — F57/58	32.29	32.29	32.29
<b>Total Athletes 1</b>								
<b>MLI - Mali</b>								
	2551	SACKO Mahamane	3 MAR 1988	T46	Men's 100m — T46 Men's 200m — T46			
<b>Total Athletes 1</b>								
<b>MOZ - Mozambique</b>								
	2552	BULANDE Pita Rondao	10 NOV 1993	T11	Men's 200m — T11			
Guide		MACUNGO Fernando Lucas	12 JAN 1991					
	2552	BULANDE Pita Rondao			Men's 400m — T11			
Guide		MACUNGO Fernando Lucas	12 JAN 1991					
<b>Total Athletes 1</b>								
<b>MTN - Mauritania</b>								
	2553	BILAL Sidi Mohamed Meissara	31 DEC 1972	F57	Men's Shot Put — F57/58			
<b>Total Athletes 1</b>								
<b>MYA - Myanmar</b>								
	2555	WIN Naing	7 OCT 1971	F57	Men's Javelin Throw — F57/58	32.99	32.99	32.99
<b>Total Athletes 1</b>								
<b>NAM - Namibia</b>								
	2556	ALOISIUS Martin Amutenya	14 AUG 1989	T12	Men's 200m — T12 Men's 400m — T12	25.29	23.09	23.09
	2557	BENADE Reginald	19 JUN 1974	F36	Men's Discus Throw — F35/36	36.97	51.70	53.40
	2558	SHIKONGO Ananias	21 JUL 1986	T11	Men's 100m — T11	11.76	38.37	38.37
Guide		TJIVIJU Even	2 FEB 1992				11.76	11.76
	2558	SHIKONGO Ananias			Men's 200m — T11	25.06	24.64	24.95
Guide		TJIVIJU Even	2 FEB 1992					
	2558	SHIKONGO Ananias			Men's 400m — T11	55.40	52.98	52.98
Guide		TJIVIJU Even	2 FEB 1992					
<b>Total Athletes 3</b>								
<b>NCA - Nicaragua</b>								
	2560	CUADRA HOLMAN Gabriel De Jesus	12 NOV 1992	T36	Men's 200m — T36 Men's 400m — T36 Men's 800m — T36		28.23	28.23
<b>Total Athletes 1</b>								
<b>NED - Netherlands</b>								
	2561	BOS Jelmar	31 AUG 1990	T37	Men's 100m — T37	12.15	11.89	11.89
	2562	HERTOG Ronald	13 JAN 1989	F44	Men's Javelin Throw — F44	54.75	56.76	56.76
	2563	RUSCH Stefan	31 MAY 1993	T34	Men's 100m — T34 Men's 200m — T34	16.75	16.75	16.75
	2564	SCHUILING Henk	1 AUG 1983	T34	Men's 100m — T34 Men's 200m — T34	30.61	30.61	30.61
	2564	SCHUILING Henk	1 AUG 1983	T34	Men's 100m — T34	17.64	17.64	17.64
	2565	van WEEGHEL Kenny	16 SEP 1980	T54	Men's 200m — T34 Men's 100m — T54 Men's 400m — T54	31.68	31.61	31.68
	2565	van WEEGHEL Kenny	16 SEP 1980	T54	Men's 100m — T54 Men's 400m — T54	14.32	13.78	14.31
	2565	van WEEGHEL Kenny	16 SEP 1980	T54	Men's 400m — T54	47.53	47.53	47.53
<b>Total Athletes 5</b>								



## Entry List by NPC

As of 30 AUG 2012

## Men

NPC	Bib	Name	Date of Birth	Sport Class	Event	Season's Best	Personal Best	Qualifying Best
<b>NEP - Nepal</b>								
	2568	RANA Bikram Bahadur	28 SEP 1980	T11	Men's 100m — T11			
	Guide	SHRESTHA Lila Kumar	2 MAR 1967					
	2568	RANA Bikram Bahadur			Men's 200m — T11		27.31	
	Guide	SHRESTHA Lila Kumar	2 MAR 1967					
<b>Total Athletes 1</b>								
<b>NGR - Nigeria</b>								
	2569	ADEDEJI Saidi	10 DEC 1980	T46	Men's 100m — T46		11.21	11.21
					Men's 200m — T46		22.44	22.44
	2570	GALADIMA Suwaibidu	31 AUG 1992	T46	Men's 100m — T46		10.81	10.81
					Men's 200m — T46		22.19	22.19
	2571	JOHNWILL Frank	23 JAN 1987	T46	Men's 100m — T46		11.03	11.03
	2572	ROTAWO Olusegun Francis	26 JUN 1981	T11	Men's 100m — T11	11.56	11.56	11.56
	Guide	OLALEYE Taiwo	23 MAR 1991					
	2572	ROTAWO Olusegun Francis			Men's 200m — T11	23.59	23.59	23.59
	Guide	OLALEYE Taiwo	23 MAR 1991					
	2573	YUNUSA Bashiru	4 AUG 1985	T46	Men's 200m — T46		22.43	22.43
					Men's 400m — T46		50.73	50.73
<b>Total Athletes 5</b>								
<b>NIG - Niger</b>								
	2576	MAMOUDOU TAMANGUE Ibrahim	11 JAN 1986	T46	Men's 100m — T46			
<b>Total Athletes 1</b>								
<b>NOR - Norway</b>								
	2577	STEINSTAD Runar	4 JAN 1967	F42	Men's Javelin Throw — F42	47.94	47.94	47.94
<b>Total Athletes 1</b>								
<b>NZL - New Zealand</b>								
	2578	MARTIN Peter	23 FEB 1962	F52	Men's Shot Put — F52/53	8.50	8.50	8.50
					Men's Javelin Throw — F52/53	15.46	15.46	15.46
	2579	PRENDERGAST Tim	1 MAR 1979	T13	Men's 800m — T13	1:57.80	1:57.80	1:57.80
					Men's 1500m — T13	3:59.37	3:56.99	3:59.37
<b>Total Athletes 2</b>								
<b>OMA - Oman</b>								
	2580	AL NABHANI Mohamed	10 JUL 1985	F33	Men's Discus Throw — F32/33/34	20.14	20.14	20.14
					Men's Javelin Throw — F33/34	17.02	17.02	17.02
<b>Total Athletes 1</b>								
<b>PAK - Pakistan</b>								
	2581	ALI Haider	12 DEC 1984	T38	Men's 100m — T38		11.95	11.95
					Men's Long Jump — F37/38		6.43	6.43
	2582	MASIH Naeem	6 FEB 1987	T46	Men's 1500m — T46			
<b>Total Athletes 2</b>								
<b>PAN - Panama</b>								
	2583	GOMEZ Said	26 JUN 1964	T13	Men's 800m — T13			
					Men's 1500m — T13			
<b>Total Athletes 1</b>								



## Entry List by NPC

As of 30 AUG 2012

## Men

NPC	Bib	Name	Date of Birth	Sport Class	Event	Season's Best	Personal Best	Qualifying Best
<b>PER - Peru</b>								
	2585	FALCONI-ALVAREZ Pompilio	9 FEB 1957	F36	Men's Discus Throw — F35/36		33.47	33.47
<b>Total Athletes 1</b>								
<b>PHI - Philippines</b>								
	2586	AVELLANA Andy	4 AUG 1976	F42	Men's High Jump — F42		1.55	
	2587	TAPIA Roger	29 NOV 1990	T46	Men's 100m — T46	11.55	11.55	11.55
					Men's 200m — T46	23.53	23.53	23.53
	2588	VILDOSOLA Isidro	15 MAY 1976	T46	Men's 1500m — T46		4:21.33	
<b>Total Athletes 3</b>								
<b>PLE - Palestine</b>								
	2589	FANNOUNA Mohammed	3 APR 1980	T13	Men's 100m — T13		11.81	11.81
					Men's 200m — T13	23.89	23.89	23.89
					Men's Long Jump — F13	6.33	6.33	6.33
					Men's Javelin Throw — F12/13	46.05	46.60	46.60
	2590	ZAQOUT Khamis	6 DEC 1965	F55	Men's Shot Put — F54/55/56	11.34	11.34	11.34
					Men's Discus Throw — F54/55/56	34.80	34.80	34.80
					Men's Javelin Throw — F54/55/56	25.79	25.79	25.79
<b>Total Athletes 2</b>								
<b>PNG - Papua New Guinea</b>								
	2591	KOMPAON Francis	16 JAN 1986	T46	Men's 100m — T46	11.32	11.27	11.27
					Men's 200m — T46	23.33	23.33	23.33
<b>Total Athletes 1</b>								
<b>POL - Poland</b>								
	2592	AWIZEN Marcin	11 NOV 1985	T46	Men's 800m — T46		1:53.97	1:53.97
					Men's 1500m — T46		3:59.92	3:59.92
	2593	BLATKIEWICZ Tomasz	28 NOV 1972	F37	Men's Shot Put — F37/38	14.68	14.73	14.73
					Men's Discus Throw — F37/38	50.16	53.00	53.00
	2594	HAMERLAK Tomasz	5 SEP 1975	T54	Men's 1500m — T54	3:25.08	2:55.91	3:03.13
					Men's 5000m — T54	12:14.24	9:53.59	10:20.58
					Men's Marathon — T54		1:30:54	1:30:54
	2595	KOŁODZIEJ Jacek	20 MAY 1983	F20	Men's Long Jump — F20	4.11	6.83	6.83
	2596	KORC Rafał	9 MAR 1982	T20	Men's 1500m — T20	4:01.10	3:59.70	3:59.70
	2597	KOZUN Karol	23 MAR 1982	F55	Men's Shot Put — F54/55/56	10.70	11.96	11.58
					Men's Javelin Throw — F54/55/56		30.18	29.85
	2598	LEPIATO Maciej	18 AUG 1988	F44	Men's High Jump — F46		2.02	2.02
	2599	MAMCZARZ Lukasz	14 JUN 1988	F42	Men's High Jump — F42	1.82	1.82	1.82
	2600	MICHALSKI Mateusz	29 AUG 1987	T12	Men's 100m — T12	10.85	10.85	10.85
					Men's 200m — T12		22.03	22.16
	2601	MIELCZAREK Marcin	11 NOV 1982	T36	Men's 100m — T36	12.78	12.58	12.58
					Men's 200m — T36		25.98	26.15
					Men's Long Jump — F36	5.02	5.07	5.07
	2602	PEK Daniel	28 NOV 1991	T20	Men's 1500m — T20	4:01.77	4:01.35	4:01.35
	2603	PIOTROWSKI Paweł	24 SEP 1985	F36	Men's Discus Throw — F35/36	38.13	38.65	38.65
	2604	PYCH Mirosław	15 MAR 1972	F12	Men's Javelin Throw — F12/13	50.79	55.32	55.32
	2605	REBISZ Tomasz	2 FEB 1974	F46	Men's Shot Put — F46	14.60	15.16	15.16
	2606	ROKICKI Janusz	16 AUG 1974	F58	Men's Shot Put — F57/58	15.28	15.86	15.29
	2607	SMORSZCZEWSKI Krzysztof	26 MAY 1963	F56	Men's Shot Put — F54/55/56	12.11	12.11	12.11
	2608	SOBCZAK Mariusz	8 FEB 1982	F36	Men's Long Jump — F36	5.11	5.13	5.11
	2609	SOCHAL Maciej	29 AUG 1987	F32	Men's Shot Put — F32/33	8.64	8.67	8.67
					Men's Club Throw — F31/32/51	24.06	30.16	30.16
	2610	TYSZKOWSKI Bartosz	25 JAN 1994	F40	Men's Shot Put — F40	12.03	12.03	12.03



## Entry List by NPC

As of 30 AUG 2012

## Men

NPC	Bib	Name	Date of Birth	Sport Class	Event	Season's Best	Personal Best	Qualifying Best
	2610	TYSZKOWSKI Bartosz			Men's Discus Throw — F40	39.78	39.78	39.78
	2611	WIETECKI Lukasz	29 JUL 1984	T13	Men's 800m — T13	1:57.94	1:56.17	1:56.17
					Men's 1500m — T13	3:59.39	3:57.63	3:59.39

Total Athletes 20

## POR - Portugal

		Portugal			Men's 4 x 100m Relay — T11-13			44.44
	2615	ALVES Rodolfo						
	2616	BAPTISTA Firmino						
	Guide	VITAL Ivo						
	2617	CAVACO Hugo						
	2624	POTRA Gabriel						
	Guide	PACHECO Ricardo						
	2614	ALVES Nuno	24 MAY 1975	T11	Men's 1500m — T11	4:21.66	4:21.66	4:21.66
	Guide	FERREIRA Jose	26 JAN 1973					
	2614	ALVES Nuno			Men's 5000m — T11	17:03.64	16:05.96	16:05.96
	Guide	FERREIRA Jose	26 JAN 1973					
	2615	ALVES Rodolfo	13 AUG 1976	T12	Men's 100m — T12	11.55	11.55	11.55
					Men's 400m — T12	52.42	52.42	52.42
	2616	BAPTISTA Firmino	13 OCT 1977	T11	Men's 100m — T11	11.71	11.71	11.71
	Guide	VITAL Ivo	9 AUG 1988					
	2616	BAPTISTA Firmino			Men's 200m — T11	24.52	24.52	24.52
	Guide	VITAL Ivo	9 AUG 1988					
	2617	CAVACO Hugo	6 OCT 1993	T13	Men's 200m — T13	23.87	23.87	23.87
					Men's 400m — T13	52.73	52.73	52.73
	2618	CUNHA Lenine	4 DEC 1982	F20	Men's Long Jump — F20	6.70	6.74	6.74
	2619	GONCALVES Nelson	22 JUL 1975	F11	Men's Shot Put — F11/12	10.13	10.13	10.13
					Men's Discus Throw — F11	29.58	30.13	30.13
	2620	MACCHI Gabriel	2 OCT 1975	T12	Men's Marathon — T12		2:38:57	2:38:57
	Guide	RODRIGUES Jorge	16 APR 1972					
	Guide	NUNES Martim	5 JUL 1976					
	2621	MACHADO Joaquim	3 APR 1971	T11	Men's Marathon — T12	2:42:37	2:42:37	2:42:37
	Guide	CHAVES Rui	20 APR 1976					
	Guide	NEVES Alcindo	26 JUL 1985					
	2622	MARQUES Ricardo	31 JUL 1978	F20	Men's Shot Put — F20	11.41	11.68	11.68
	2623	PINA Jorge	11 JAN 1976	T12	Men's Marathon — T12		2:44:25	2:44:25
	Guide	SILVA Sergio	3 APR 1983					
	Guide	GINJA Luis	22 OCT 1973					
	2624	POTRA Gabriel	27 JUN 1980	T12	Men's 100m — T12	11.56	11.34	11.34
	Guide	PACHECO Ricardo	31 OCT 1983					
	2624	POTRA Gabriel			Men's 200m — T12	23.78	23.43	23.43
	Guide	PACHECO Ricardo	31 OCT 1983					
	2625	VALE Ricardo	13 JAN 1983	T11	Men's 1500m — T11	4:31.60	4:30.17	4:30.17
	Guide	RAMOS Paulo	21 AUG 1962					
	2625	VALE Ricardo			Men's 5000m — T11		16:16.18	16:16.18
	Guide	RAMOS Paulo	21 AUG 1962					

Total Athletes 12

## PUR - Puerto Rico

	2628	BENITEZ SANCHEZ Jose	1 JAN 1972	F20	Men's Shot Put — F20	10.58	10.58	10.58
--	------	----------------------	------------	-----	----------------------	-------	-------	-------

Total Athletes 1

## QAT - Qatar

	2629	ABDULRAHMAN Abdulrahman Abdulqadir	7 SEP 1988	F34	Men's Shot Put — F34		9.94	9.94
					Men's Discus Throw — F32/33/34		40.27	40.27
					Men's Javelin Throw — F33/34		31.00	31.00

Total Athletes 1





## Entry List by NPC

As of 30 AUG 2012

## Men

NPC	Bib	Name	Date of Birth	Sport Class	Event	Season's Best	Personal Best	Qualifying Best
<b>ROU - Romania</b>								
	2630	COJOC Florin Marius	22 FEB 1980	F46	Men's Long Jump — F46	6.30	6.30	6.30
<b>Total Athletes 1</b>								
<b>RSA - South Africa</b>								
		South Africa			Men's 4 x 100m Relay — T42-46	42.50		42.50
	2631	BHEBE Tshepo						
	2636	FOURIE Arnau						
	2642	PISTORIUS Oscar						
	2643	RADEBE Samkelo						
	2646	SMITH Zivan						
	2631	BHEBE Tshepo	22 FEB 1992	T46	Men's 400m — T46	50.37	50.37	50.37
	2632	BUIS Dyan	30 NOV 1990	T38	Men's 100m — T38	11.29	11.29	11.29
					Men's 200m — T38	22.64	22.64	22.64
					Men's Long Jump — F37/38	6.57	6.57	6.57
	2633	DALLE AVE Andrea	30 DEC 1992	T37	Men's 100m — T37	12.39	12.39	12.39
					Men's Long Jump — F37/38		5.27	5.27
	2634	du PREEZ Pieter	14 JAN 1980	T51	Men's 100m — T51	23.30	23.26	23.26
	2635	du TOIT Charl	26 MAR 1993	T37	Men's 100m — T37	12.04	12.04	12.04
					Men's 800m — T37	2:05.33	2:05.33	2:05.33
	2636	FOURIE Arnau	23 APR 1985	T44	Men's 100m — T44	11.09	11.09	11.09
					Men's 200m — T44	22.54	22.54	22.54
	2637	LANGENHOVEN Hilton	21 JUN 1983	T12	Men's 200m — T12	22.50	22.25	22.25
					Men's 400m — T12	49.42	49.42	49.42
	2638	LOUWRENS Michael	23 NOV 1959	F57	Men's Shot Put — F57/58	13.21	13.73	13.73
	2639	MOKGALAGADI Teboho	29 NOV 1983	T35	Men's 100m — T35	13.02	12.96	12.96
					Men's 200m — T35	27.91	27.58	27.59
	2640	NEHRO Jan	22 JAN 1973	T11	Men's 5000m — T11	16:17.54	16:08.99	16:08.99
	Guide	FORTUIN Duane	13 JUL 1984					
	2641	NTUTU Jonathan	4 FEB 1986	T13	Men's 100m — T13	11.13	10.99	11.06
					Men's 200m — T13	22.53	22.52	22.52
	2642	PISTORIUS Oscar	22 NOV 1986	T43	Men's 100m — T44	11.27	11.04	11.04
					Men's 200m — T44	21.95	21.76	21.80
					Men's 400m — T44		45.39	45.39
	2643	RADEBE Samkelo	8 MAY 1989	T45	Men's 100m — T46	11.39	11.10	11.27
	2644	SCHUTTE Casper	10 MAR 1992	F42	Men's Javelin Throw — F42	45.35	45.35	45.35
	2645	SEKAILWE Union	6 JAN 1986	T38	Men's 200m — T38	24.17	24.17	24.17
					Men's 400m — T38	52.71	52.61	52.61
					Men's Long Jump — F37/38	5.35	5.44	5.44
	2647	STANDER Marius	14 MAY 1984	T38	Men's 400m — T38	52.71	52.71	52.71
	2648	STRYDOM Duane	22 MAR 1969	F36	Men's Discus Throw — F35/36	37.64	37.64	37.64
	2649	van der MERWE Fanie	25 FEB 1986	T37	Men's 100m — T37	11.52	11.52	11.52
					Men's 200m — T37	23.57	23.10	23.10
<b>Total Athletes 19</b>								
<b>RUS - Russian Federation</b>								
		Russian Federation			Men's 4 x 100m Relay — T11-13			42.99
	2655	ASADULLIN Albert						
	Guide	TIMERBAEV Vladislav						
	2669	KOPTEV Andrey						
	Guide	PETRICHENKO Sergey						
	2673	LABZIN Alexey						
	2674	LOGINOV Artem						
	2684	TRIKOLICH Fedor						
	2687	ZVEREV Alexander						
	2652	AKHTYAMOV Alexey	3 MAY 1989	T13	Men's 800m — T13	1:58.09	1:58.09	1:58.09
					Men's 1500m — T13	3:58.47	3:58.47	3:58.47



## Entry List by NPC

As of 30 AUG 2012

### Men

NPC	Bib	Name	Date of Birth	Sport Class	Event	Season's Best	Personal Best	Qualifying Best
	2653	ANDRYUSHCHENKO Vladimir	8 APR 1982	F12	Men's Shot Put — F11/12	14.75	15.27	15.06
	2654	AREFYEV Artem	17 JUN 1984	T36	Men's 400m — T36	56.77	56.77	56.77
					Men's 800m — T36	2:06.19	2:06.19	2:06.19
	2655	ASADULLIN Albert	27 NOV 1981	T11	Men's 1500m — T11	4:33.41	4:27.79	4:27.79
Guide		TIMERBAEV Vladislav	17 JUL 1988					
	2656	ASHAPATOV Alexey	30 OCT 1973	F58	Men's Shot Put — F57/58	15.87	16.37	16.37
					Men's Discus Throw — F57/58	56.78	57.64	57.64
	2657	BARINOV Vladislav	10 JAN 1982	T37	Men's 100m — T37	13.13	12.54	12.58
					Men's Long Jump — F37/38	5.62	5.85	5.85
	2658	BUBNOV Anton	18 JAN 1996	T35	Men's 100m — T35	13.94	13.94	13.94
					Men's 200m — T35	29.00	29.00	29.00
	2659	EL'MIN Alexander	3 MAY 1991	F34	Men's Shot Put — F34	11.95	11.95	11.95
					Men's Discus Throw — F32/33/34	39.10	39.10	39.10
	2660	FILATOV Alexander	7 APR 1981	F44	Men's Shot Put — F42/44	15.02	15.02	15.02
					Men's Discus Throw — F44	45.12	45.61	45.61
	2661	GUDKOV Evgeny	17 APR 1978	F44	Men's Javelin Throw — F44	48.83	53.95	53.95
	2662	GULIN Denis	13 NOV 1975	F11	Men's Long Jump — F11	5.78	5.78	5.78
					Men's Triple Jump — F11	13.20	13.20	13.20
	2663	KAPRANOV Roman	7 NOV 1983	T37	Men's 100m — T37	11.93	11.79	11.79
					Men's 200m — T37	23.94	23.88	23.88
	2664	KEGELEV Evgeny	2 OCT 1986	F12	Men's Triple Jump — F12	13.82	13.82	13.82
	2665	KHARAGEZOV Pavel	22 MAR 1987	T36	Men's 800m — T36	2:13.35	2:13.00	2:13.00
	2666	KHAVLIN Igor	21 MAR 1977	T11	Men's Marathon — T12		2:38:57	2:38:57
Guide		KAVESHNIKOV Boris	30 SEP 1974					
Guide		LASHMANOV Aleksei	16 SEP 1964					
Guide		KRASNOPEROV Alexander	18 DEC 1986					
Guide		BYSTROV Anatoly	11 MAR 1989					
	2667	KHRUSTALEV Viacheslav	9 NOV 1986	T20	Men's 1500m — T20	4:01.77	4:01.13	4:01.13
	2668	KHUGAEV Gocha	16 JUL 1984	T37	Men's 100m — T37	12.00	12.00	12.00
					Men's 200m — T37	23.54	23.54	23.54
					Men's Long Jump — F37/38	5.88	5.92	5.92
	2669	KOPTEV Andrey	28 FEB 1984	T11	Men's 100m — T11		11.44	11.44
Guide		PETRICHENKO Sergey	5 MAY 1987					
					Men's Long Jump — F11		5.97	5.78
					Men's Triple Jump — F11		12.91	12.91
	2670	KORNILOV Dmitrii	15 MAR 1990	T13	Men's 800m — T13	1:59.33	1:58.96	1:58.96
					Men's 1500m — T13	3:59.95	3:59.95	3:59.95
	2671	KOTLOV Alexey	17 AUG 1993	T46	Men's 400m — T46	51.42	51.42	51.42
					Men's 800m — T46	1:59.62	1:59.62	1:59.62
	2672	KUZNETSOV Alexey	3 APR 1981	F54	Men's Javelin Throw — F54/55/56	28.29	29.49	29.49
	2673	LABZIN Alexey	7 DEC 1978	T13	Men's 100m — T13		11.03	11.03
					Men's 200m — T13		22.37	22.37
					Men's 400m — T13	52.24	52.24	52.24
	2674	LOGINOV Artem	23 JUN 1991	T13	Men's 100m — T13		10.98	10.98
					Men's 200m — T13		22.46	22.46
	2675	NOSULENKO Yury	9 MAR 1988	T46	Men's 100m — T46	11.32	11.10	11.18
					Men's 200m — T46	22.85	22.73	22.85
	2676	OTLEYKIN Ivan	7 JAN 1991	T35	Men's 100m — T35	13.89	13.81	13.81
					Men's 200m — T35	28.42	27.98	27.98
	2677	POMYKALOV Ildar	9 JUN 1971	T12	Men's Marathon — T12		2:35:59	2:35:59
Guide		LASHMANOV Aleksei	16 SEP 1964					
	2678	PROKHOROV Nikita	10 JAN 1991	F46	Men's Shot Put — F46	14.27	14.27	14.27
	2679	PROKOPYEV Ivan	14 SEP 1991	T43	Men's 100m — T44	12.47	12.04	12.04
					Men's 200m — T44	24.67	24.54	24.54
					Men's 400m — T44	55.35	54.67	54.67
	2680	SHAROV Egor	16 DEC 1988	T12	Men's 800m — T12	1:56.36	1:56.36	1:56.36
					Men's 1500m — T13	3:58.24	3:58.24	3:58.24
	2681	SHATALOV Sergei	15 JAN 1983	F12	Men's Shot Put — F11/12	13.74	13.74	13.74
	2682	SHVETCOV Evgenii	28 FEB 1988	T36	Men's 100m — T36	12.16	12.16	12.16
					Men's 400m — T36	54.93	54.28	54.28



## Entry List by NPC

As of 30 AUG 2012

### Men

NPC	Bib	Name	Date of Birth	Sport Class	Event	Season's Best	Personal Best	Qualifying Best
	2682	SHVETCOV Evgenii			Men's 800m — T36	2:05.05	2:05.05	2:05.05
	2683	SVIRIDOV Vladimir	10 MAY 1990	F36	Men's Long Jump — F36	5.06	5.29	5.29
	2684	TRIKOLICH Fedor	2 MAR 1985	T12	Men's 100m — T12	10.95	10.95	10.95
					Men's 200m — T12	22.68	22.68	22.68
	2685	USTYUZHANIN Leonid	3 JAN 1990	F20	Men's Long Jump — F20	5.73	6.50	6.50
	2686	ZHIRNOV Andrey	6 DEC 1989	T36	Men's 100m — T36	13.03	12.53	12.53
					Men's 200m — T36	25.72	25.72	25.72
					Men's 400m — T36	57.48	57.05	57.05
	2687	ZVEREV Alexander	7 NOV 1989	T13	Men's 200m — T13		22.58	23.21
					Men's 400m — T13		49.41	49.41
<b>Total Athletes 36</b>								
<b>RWA - Rwanda</b>								
	2690	MUVUNYI Hermas	3 DEC 1988	T46	Men's 400m — T46	51.25	50.28	50.28
					Men's 800m — T46	1:58.56	1:56.00	1:56.00
	2691	NSENGIMANA Theoneste	11 FEB 1989	T46	Men's 1500m — T46	4:06.05	4:06.05	4:06.05
<b>Total Athletes 2</b>								
<b>SAM - Samoa</b>								
	2692	TOLEAFOA Milo	11 NOV 1986	T37	Men's 400m — T38			
<b>Total Athletes 1</b>								
<b>SEN - Senegal</b>								
	2693	NDIAYE Mor	12 FEB 1971	F58	Men's Javelin Throw — F57/58		41.51	41.51
<b>Total Athletes 1</b>								
<b>SLE - Sierra Leone</b>								
	2694	KAMARA Mohamed	1 JAN 1989	T46	Men's 100m — T46			
					Men's 200m — T46			
<b>Total Athletes 1</b>								
<b>SLO - Slovenia</b>								
	2695	FLERE Jozse	27 FEB 1968	F51	Men's Discus Throw — F51/52/53	11.98	11.98	11.98
					Men's Club Throw — F31/32/51	21.23	21.28	21.24
	2696	PLANK Henrik	23 AUG 1974	F52	Men's Shot Put — F52/53	6.79	8.71	8.71
					Men's Javelin Throw — F52/53	14.22	17.50	17.23
<b>Total Athletes 2</b>								
<b>SMR - San Marino</b>								
	2697	BERNARDI Christian	15 AUG 1970	F55	Men's Shot Put — F54/55/56		4.62	
<b>Total Athletes 1</b>								
<b>SRB - Serbia</b>								
	2698	DIMITRIJEVIC Zeljko	4 JAN 1971	F51	Men's Club Throw — F31/32/51	25.68	25.68	25.68
	2699	GRLICA Milos	3 JAN 1979	F12	Men's Javelin Throw — F12/13	55.81	60.81	60.81
	2700	MITROVIC Drazenko	9 AUG 1979	F54	Men's Shot Put — F54/55/56	8.90	9.96	9.96
					Men's Discus Throw — F54/55/56	30.95	31.56	31.56
					Men's Javelin Throw — F54/55/56	24.72	27.89	26.45
<b>Total Athletes 3</b>								
<b>SRI - Sri Lanka</b>								
	2701	DOBAGODA LIYANAGE Lesly Kumara	20 APR 1977	F42	Men's High Jump — F42	1.50	1.50	1.50



## Entry List by NPC

As of 30 AUG 2012

### Men

NPC	Bib	Name	Date of Birth	Sport Class	Event	Season's Best	Personal Best	Qualifying Best
	2704	PATTIWILA Lal	5 OCT 1976	F44	Men's High Jump — F46	1.80	1.80	1.80
	2706	PITUWALA KANKANANGE D.M.A.	13 NOV 1986	T44	Men's 200m — T44	25.52	25.52	25.52
					Men's Long Jump — F42/44	5.75	5.75	5.75
	2708	UGGL DENA PATHIRANNEHELAG P	29 APR 1986	T46	Men's 200m — T46	22.98	22.98	22.98
					Men's 400m — T46	50.56	50.56	50.56

Total Athletes 4

### SUI - Switzerland

	2712	BAUSCH Christoph	15 OCT 1984	T44	Men's 100m — T44	11.80	11.80	11.80
					Men's 200m — T44	23.99	23.99	23.99
	2713	BOESCH Beat	27 NOV 1971	T52	Men's 100m — T52	18.00	16.98	17.63
					Men's 200m — T52	33.47	31.61	32.44
					Men's 400m — T52	1:04.11	1:02.67	1:03.90
	2714	FREI Heinz	28 JAN 1958	T53	Men's Marathon — T54	1:32:30	1:23:31	1:29:23
	2715	HANDLER Philipp	8 OCT 1991	T13	Men's 100m — T13	11.41	11.41	11.41
					Men's 200m — T13	23.37	23.37	23.37
	2716	HUG Marcel	16 JAN 1986	T54	Men's 400m — T54	47.22	47.22	47.22
					Men's 800m — T54	1:35.43	1:31.12	1:35.43
					Men's 1500m — T54	2:54.62	2:54.51	2:54.62
					Men's 5000m — T54	10:15.44	9:53.05	10:15.44
					Men's Marathon — T54	1:30:53	1:21:55	1:21:55
	2717	MITIC Bojan	27 AUG 1985	T34	Men's 100m — T34	16.08	16.08	16.08
					Men's 200m — T34	29.45	29.45	29.45
	2718	SOMMER Christoph	27 OCT 1972	T46	Men's Marathon — T46	2:40:14	2:40:14	2:40:14

Total Athletes 7

### SUR - Suriname

	2721	MISASI Biondi	27 OCT 1990	T13	Men's 100m — T13		11.74	11.74
					Men's Long Jump — F13		6.06	6.06

Total Athletes 1

### SVK - Slovakia

	2722	BARDIOVSKY Miloslav	16 SEP 1959	F32	Men's Discus Throw — F32/33/34	19.68	20.14	20.14
	2725	MATUSIK Adrian	13 APR 1980	F44	Men's Shot Put — F42/44	15.96	15.96	15.96
					Men's Discus Throw — F44	51.52	52.87	52.87

Total Athletes 2

### SWE - Sweden

	2729	ALMERS Niklas	4 OCT 1991	T54	Men's 100m — T54	14.73	14.68	14.73
	2730	IGE Jeffrey	29 NOV 1983	F20	Men's Shot Put — F20	13.50	15.16	15.16
	2731	JONSSON Per	10 FEB 1988	T13	Men's 200m — T13		23.81	23.81
					Men's Long Jump — F13	6.36	7.03	7.03
	2732	JONSSON Tobias	29 FEB 1996	T13	Men's 200m — T13	24.33	24.33	24.33
					Men's Long Jump — F13	6.20	6.20	6.20
	2733	STRAHT Rickard	1 OCT 1994	F11	Men's Long Jump — F11	5.97	5.97	5.97

Total Athletes 5

### SYR - Syrian Arab Republic

	2736	BASSAM SAWSAN Bassam	1 JUL 1977	F42	Men's Discus Throw — F42	40.80	40.80	40.80
					Men's Javelin Throw — F42	40.99	41.05	40.99
	2737	MOHAMAD Mohamad	10 JAN 1984	F57	Men's Shot Put — F57/58	13.63	13.63	13.63
					Men's Javelin Throw — F57/58	41.84	41.84	41.84

Total Athletes 2



## Entry List by NPC

As of 30 AUG 2012

## Men

NPC	Bib	Name	Date of Birth	Sport Class	Event	Season's Best	Personal Best	Qualifying Best
<b>TAN - United Republic of Tanzania</b>								
	2738	MWENEMTI Zaharani Selemani	8 MAR 1975	F58	Men's Shot Put — F57/58 Men's Discus Throw — F57/58			
<b>Total Athletes 1</b>								
<b>TGA - Tonga</b>								
	2739	LIKU Aloalo Ki Eneio	20 FEB 1978	F44	Men's Discus Throw — F44 Men's Javelin Throw — F44			
<b>Total Athletes 1</b>								
<b>THA - Thailand</b>								
		Thailand			Men's 4 x 100m Relay — T11-13			45.52
	2740	CHAIYA Somdech						
	2743	JORCHUY Kitsana						
	Guide	SRIKHAMPHAN Patchai						
	2747	LAMSAN Songwut						
	2749	PUNTHONG Jakkit						
	Guide	MAKHUMJAI Panya						
	2751	SONGPHINIT Suphachai						
		Thailand			Men's 4 x 400m Relay — T53/54			3:14.33
	2742	INTASEN Sopa						
	2744	KONJEN Saichon						
	2745	KOYSUB Supachai						
	2746	KRUNGGET Pichet						
	2748	NAMLUN Sukhum						
	2752	WAHORAM Prawat						
	2740	CHAIYA Somdech	31 AUG 1991	T12	Men's 100m — T12 Men's 200m — T12		11.47 23.83	11.47 23.83
	2741	CHANABOON Angcan	15 NOV 1983	F46	Men's High Jump — F46		1.84	1.84
	2742	INTASEN Sopa	25 MAR 1982	T53	Men's 100m — T53 Men's 200m — T53 Men's 400m — T53		15.35 27.06 50.39	15.35 27.64 53.14
	2743	JORCHUY Kitsana	23 JUL 1976	T11	Men's 100m — T11	12.01	11.91	11.91
	Guide	SRIKHAMPHAN Patchai	11 JUL 1981					
	2743	JORCHUY Kitsana			Men's 200m — T11		24.08	24.08
	Guide	SRIKHAMPHAN Patchai	11 JUL 1981					
	2744	KONJEN Saichon	30 MAR 1983	T54	Men's 100m — T54 Men's 400m — T54 Men's 800m — T54 Men's 1500m — T54	48.78 1:37.59 3:08.02	14.10 47.05 1:36.14 3:01.81	14.20 48.07 1:36.14 3:02.08
	2745	KOYSUB Supachai	15 JUL 1977	T54	Men's 100m — T54 Men's 400m — T54		14.02 48.21	14.02 48.21
	2746	KRUNGGET Pichet	16 MAR 1975	T53	Men's 100m — T53 Men's 200m — T53 Men's 400m — T53		15.25 26.74 51.31	15.68 27.52 51.31
	2747	LAMSAN Songwut	27 MAY 1990	T13	Men's 100m — T13 Men's 200m — T13		11.48 23.13	11.61 23.47
	2748	NAMLUN Sukhum	5 OCT 1985	T54	Men's 100m — T54	14.60	14.60	14.60
	2749	PUNTHONG Jakkit	6 APR 1982	F11	Men's Long Jump — F11	5.65	5.65	5.65
	2750	RUNGSRI Peth	2 MAY 1982	T52	Men's 100m — T52 Men's 200m — T52 Men's 400m — T52	18.76 33.71 1:07.34	18.76 32.99 1:02.07	18.76 33.71 1:07.34
	2751	SONGPHINIT Suphachai	30 NOV 1984	T12	Men's 400m — T12		52.76	52.76
	2752	WAHORAM Prawat	24 MAR 1981	T54	Men's 1500m — T54 Men's 5000m — T54		3:00.18 10:06.97	3:01.52 10:26.66
	2753	YIMBANCHANG Sakchai	21 NOV 1988	F58	Men's Javelin Throw — F57/58	45.77	45.77	45.77
<b>Total Athletes 14</b>								



## Athletics



## Entry List by NPC

As of 30 AUG 2012

## Men

NPC	Bib	Name	Date of Birth	Sport Class	Event	Season's Best	Personal Best	Qualifying Best
<b>TKM - Turkmenistan</b>								
	2756	CHARYYEV Sohbet	14 DEC 1988	F13	Men's Long Jump — F13		5.48	5.48
<b>Total Athletes 1</b>								
<b>TLS - Democratic Republic of Timor-Leste</b>								
	2757	SOARES Filomeno	8 AUG 1991	T38	Men's 200m — T38 Men's 400m — T38			
<b>Total Athletes 1</b>								
<b>TPE - Chinese Taipei</b>								
	2758	CHIANG Chih-Chung	20 FEB 1980	F12	Men's Javelin Throw — F12/13	49.95	57.75	57.75
	2759	LIANG Keng-Chin	1 DEC 1982	F12	Men's Triple Jump — F12	13.38	13.38	13.38
<b>Total Athletes 2</b>								
<b>TRI - Trinidad and Tobago</b>								
	2760	GREENE Ronald Carlos	27 DEC 1968	F11	Men's Shot Put — F11/12 Men's Discus Throw — F11	10.71 28.84	10.71 28.84	10.71 28.84
<b>Total Athletes 1</b>								
<b>TUN - Tunisia</b>								
	2761	AMARA Mohamed	1 JAN 1986	F40	Men's Shot Put — F40 Men's Javelin Throw — F40	10.19 34.40	10.72 37.79	10.72 37.79
	2762	AOUADI Ahmed	3 DEC 1978	T54	Men's 100m — T54 Men's 400m — T54 Men's 800m — T54 Men's 1500m — T54	14.66 48.56 1:38.66 3:07.88	14.37 48.34 1:37.15 3:02.49	14.37 48.41 1:37.15 3:07.88
	2763	CHARMI Mohamed	28 MAY 1981	T37	Men's 800m — T37 Men's 1500m — T37	2:21.67 4:22.44	2:04.75 4:16.90	2:05.06 4:16.90
	2764	CHIDA Mohamed Farhat	11 SEP 1982	T38	Men's 100m — T38 Men's 200m — T38 Men's 400m — T38 Men's Long Jump — F37/38	11.52 24.65 52.28 6.03	11.25 22.86 49.33 6.21	11.25 22.86 49.33 6.19
	2765	FATNASSI Dali	5 AUG 1983	F20	Men's Shot Put — F20	12.37	13.09	13.09
	2766	FOUZAI Mohamed	9 MAY 1989	T46	Men's 800m — T46 Men's 1500m — T46	1:59.39 3:59.90	1:56.01 3:56.90	1:56.01 3:57.60
	2767	IDOUDI Mourad	3 SEP 1984	F33	Men's Shot Put — F32/33 Men's Javelin Throw — F33/34	9.09 21.00	9.38 21.00	9.09 21.00
	2768	KHALDI Mahmoud	6 DEC 1985	T12	Men's 200m — T12 Men's 400m — T12		23.52 50.01	23.52 50.01
	2769	KRID Mohamed Ali	12 MAY 1991	F34	Men's Shot Put — F34 Men's Discus Throw — F32/33/34 Men's Javelin Throw — F33/34	10.30 32.34 32.34	10.63 42.26 32.34	10.41 42.26 32.34
	2770	KTILA Walid	20 JUL 1985	T34	Men's 100m — T34 Men's 200m — T34	15.69 29.46	15.33 27.68	15.67 29.21
	2771	MEJRI Sofyane	24 OCT 1985	F40	Men's Shot Put — F40 Men's Discus Throw — F40	11.34 35.89	11.34 35.89	11.34 35.89
	2772	NASRALLAH Hatem	2 OCT 1991	T12	Men's 800m — T12 Men's 1500m — T13 Men's Marathon — T12	2:03.58 4:13.20	2:03.58 4:13.20	2:03.58 4:13.20
	2772	NASRALLAH Hatem	21 APR 1974				2:47:51	2:47:51
		Guide LACHHEB Tahar	2 SEP 1983					
		Guide GHRIB Safouan Mohamed	13 APR 1981					
		Guide GHALI Mohamed Marouane	24 OCT 1984					
		Guide RIAHI Salah	6 OCT 1984					
	2773	OTHMANI Faycel	6 OCT 1984	T37	Men's 800m — T37 Men's 1500m — T37	2:21.90 4:21.80	2:09.88 4:21.80	2:11.77 4:21.80





## Entry List by NPC

As of 30 AUG 2012

### Men

NPC	Bib	Name	Date of Birth	Sport Class	Event	Season's Best	Personal Best	Qualifying Best
TUR	2774	OUERFELLI Hamdi	14 JUN 1989	F38	Men's Shot Put — F37/38	13.77	13.77	13.77
					Men's Discus Throw — F37/38	44.75	44.75	44.75
	2775	RZIG Faouzi	9 JUL 1982	F34	Men's Javelin Throw — F33/34		35.90	34.59
	2776	SAIDI Abbas	9 FEB 1983	T38	Men's 200m — T38	24.67	24.62	24.62
					Men's 400m — T38	53.72	52.48	52.48
	2777	ZEMZEMI Mohamed	3 JUL 1991	F51	Men's Discus Throw — F51/52/53	10.09	10.09	10.09
					Men's Club Throw — F31/32/51	23.82	23.82	23.82
	2778	ZHIOU Abderrahim	26 SEP 1985	T12	Men's 800m — T12	1:58.61	1:54.82	1:57.79
					Men's 1500m — T13	3:58.60	3:58.60	3:58.60
					Men's 5000m — T12	15:57.90	14:40.06	14:40.06
	2778	ZHIOU Abderrahim			Men's Marathon — T12		2:33:36	2:33:36
	Guide		MZOUGHJI Mohamed	28 MAR 1959				
	Guide		JEMAI Mohamed	27 AUG 1962				
	Guide		JABALLAH Khadija	10 JAN 1974				
	Guide		GHRIBI Ali	5 SEP 1974				

Total Athletes 18

### TUR - Turkey

2781	DENIZ Semih	5 JAN 1989	T12	Men's 400m — T12	52.14	52.14	52.14
				Men's 800m — T12	1:56.68	1:56.68	1:56.68
				Men's 1500m — T13	4:12.02	4:08.57	4:08.57
2782	KILICASLAN Cahit	12 JUL 1990	T46	Men's 800m — T46	2:00.55	2:00.55	2:00.55
				Men's 1500m — T46	4:10.23	4:09.57	4:09.57
2783	ONER Mehmet Nesim	20 DEC 1994	T12	Men's 400m — T12	53.56	53.23	53.23
				Men's 800m — T12	1:57.52	1:57.52	1:57.52

Total Athletes 3

### UAE - United Arab Emirates

2784	AL JAHWARI Issa Saif Hamdan	16 SEP 1986	F57	Men's Discus Throw — F57/58	45.31	46.05	45.31
2785	ALHOUSANI Ahmed	8 MAR 1987	F33	Men's Shot Put — F32/33	8.64	9.21	9.21
2786	ALMEHAIRI Mohammad	28 FEB 1981	F34	Men's Discus Throw — F32/33/34	27.32	27.32	27.32
				Men's Javelin Throw — F33/34	31.62	32.67	31.62
				Men's Shot Put — F32/33	26.02	28.46	27.05
2787	ALSHEKAILI Abdulaziz	19 OCT 1986	F33	Men's Shot Put — F32/33	9.04	9.04	9.04
2788	BANI HASHEM Mohamed	11 FEB 1985	T53	Men's 100m — T53	15.43	15.43	15.43
2789	HAMMADI Mohamed	13 JUL 1985	T34	Men's 200m — T53	28.53	27.92	28.53
				Men's 100m — T34	17.60	16.69	16.69
2790	VAHDANI Mohammad	23 OCT 1979	T54	Men's 200m — T34	31.12	28.39	28.39
				Men's 100m — T54	14.35	14.01	14.35
				Men's 400m — T54	49.00	47.15	49.00
				Men's 800m — T54	1:38.10	1:38.10	1:38.10
				Men's 1500m — T54	3:06.88	3:05.96	3:05.96
				Men's 5000m — T54	10:42.29	10:42.29	10:42.29

Total Athletes 7

### UGA - Uganda

2793	EMONG David	10 SEP 1990	T46	Men's 1500m — T46		4:02.01	4:02.01
------	-------------	-------------	-----	-------------------	--	---------	---------

Total Athletes 1

### UKR - Ukraine

2794	DOROSHENKO Oleksandr	1 SEP 1981	F38	Men's Shot Put — F37/38	15.12	15.15	15.15
				Men's Discus Throw — F37/38	40.57	43.58	41.28
2795	DRIHA Oleksandr	12 JUN 1985	T37	Men's 800m — T37	2:13.61	2:09.33	2:09.33
				Men's 1500m — T37	4:48.34	4:48.34	4:48.34
2796	GOLINEY Andriy	5 AUG 1978	T20	Men's 1500m — T20	4:01.42	4:01.42	4:01.42
2797	HOLIVETS Andrii	27 FEB 1972	F12	Men's Shot Put — F11/12	15.72	15.72	15.72



## Entry List by NPC

As of 30 AUG 2012

## Men

NPC	Bib	Name	Date of Birth	Sport Class	Event	Season's Best	Personal Best	Qualifying Best
	2798	IBRAGIMOV Dmytro	2 AUG 1975	F46	Men's Shot Put — F46	15.46	15.46	15.46
	2799	KATYSHEV Ruslan	18 APR 1983	F11	Men's Long Jump — F11	6.04	6.04	6.04
					Men's Triple Jump — F11	11.55	12.36	12.36
	2800	KYTSENKO Ivan	8 OCT 1976	F12	Men's Triple Jump — F12	13.83	14.88	14.88
	2801	LISHCHYNSKYI Vasyl	18 MAR 1964	F11	Men's Shot Put — F11/12	13.49	13.53	13.49
					Men's Discus Throw — F11	37.36	37.79	37.79
	2802	MYKHAILOV Sergii	27 JAN 1981	F12	Men's Triple Jump — F12	13.25	13.35	13.35
	2803	ONUFRIYENKO Andriy	7 JAN 1983	T38	Men's 200m — T38	24.54	24.10	24.10
					Men's Long Jump — F37/38	5.79	6.09	6.09
	2804	PASHKOV Oleksii	6 JAN 1981	F36	Men's Discus Throw — F35/36	32.60	32.60	32.60
	2805	PAVLYK Roman	1 DEC 1983	T36	Men's 100m — T36	12.44	12.26	12.26
					Men's 200m — T36	24.98	24.98	24.98
					Men's 400m — T36		56.57	56.57
					Men's Long Jump — F36	5.16	5.16	5.16
	2806	SENYK Mykyta	9 FEB 1990	T38	Men's 100m — T38	11.47	11.47	11.47
					Men's 200m — T38	23.61	23.49	23.61
	2807	SHCHERBYNA Viktor	25 OCT 1986	T20	Men's 1500m — T20	4:02.20	4:01.49	4:01.49
	2808	TSARUK Iurii	2 MAY 1987	T35	Men's 100m — T35	14.02	14.02	14.02
					Men's 200m — T35		26.90	26.90
	2809	ZHABNYAK Mykola	30 SEP 1979	F37	Men's Shot Put — F37/38	13.89	13.89	13.89
					Men's Discus Throw — F37/38	44.59	52.48	52.48
	2810	ZHAIVORONOK Volodymyr	23 JAN 1989	F36	Men's Discus Throw — F35/36	33.68	38.09	38.09

Total Athletes 17

## USA - United States of America

		United States Of America			Men's 4 x 100m Relay — T11-13	43.99		43.99
	2817	BROWN David						
		Guide			SLADE Rolland			
	2826	GERS Tanner						
		Guide			EWING Sean			
	2827	GILLETTE Elexis						
		Guide			WILLIAMS Wesley			
	2829	JAMISON Josiah						
		Guide			AVERY Jerome			
	2836	PRICE Markeith						
		United States Of America			Men's 4 x 100m Relay — T42-46			42.84
	2815	BIZZELL Jim Bob						
	2818	BROWNE Richard						
	2823	FAWEHINMI Tobi						
	2830	LEEPER Blake						
	2843	SINGLETON Jerome						
	2846	WALLACE Jarryd						
		United States Of America			Men's 4 x 400m Relay — T53/54	3:18.18		3:18.18
	2813	ABBOTT Zach						
	2814	BIRD Jordan						
	2820	CHALMERS Ryan						
	2825	GEORGE Joshua						
	2835	PIKE Aaron						
	2842	SIEMANN Brian						
	2813	ABBOTT Zach	31 OCT 1990	T53	Men's 100m — T53	15.01	15.01	15.01
					Men's 200m — T53	27.37	27.37	27.37
					Men's 400m — T53	53.37	53.37	53.37
					Men's 800m — T53	1:47.55	1:47.55	1:47.55
	2814	BIRD Jordan	4 APR 1989	T54	Men's 400m — T54	47.96	47.58	47.96
					Men's 800m — T54	1:36.04	1:36.04	1:36.04
	2815	BIZZELL Jim Bob	22 NOV 1985	T44	Men's 200m — T44	22.54	22.54	22.54
	2816	BLEAKNEY Adam	27 AUG 1975	T53	Men's 5000m — T54	10:39.48	10:39.11	10:39.11
					Men's Marathon — T54	1:28:14	1:26:03	1:26:03



# Athletics



## Entry List by NPC

As of 30 AUG 2012

### Men

NPC	Bib	Name	Date of Birth	Sport Class	Event	Season's Best	Personal Best	Qualifying Best
	2817	BROWN David	19 OCT 1992	T11	Men's 100m — T11	11.37	11.37	11.37
Guide		SLADE Rolland	1 MAR 1985					
	2817	BROWN David			Men's 200m — T11	23.40	23.40	23.40
Guide		SLADE Rolland	1 MAR 1985					
	2818	BROWNE Richard	9 JUL 1991	T44	Men's 100m — T44	11.16	11.16	11.16
					Men's High Jump — F46	1.85	1.85	1.85
	2819	CAMPBELL Jeremy	19 AUG 1987	F44	Men's Discus Throw — F44	63.46	63.46	63.46
	2820	CHALMERS Ryan	14 MAR 1989	T54	Men's 400m — T54	50.96	50.96	50.96
					Men's 800m — T54	1:38.29	1:38.29	1:38.29
					Men's Marathon — T54	1:34:11	1:31:48	1:31:48
	2821	CLEMENS Chris	15 NOV 1973	T36	Men's 100m — T36	12.70	12.70	12.70
					Men's 200m — T36	26.97	26.97	26.97
					Men's Long Jump — F36	5.12	5.12	5.12
	2822	DANBERG Scott	28 JUL 1962	F40	Men's Discus Throw — F40	33.54	37.96	37.96
	2823	FAWEHINMI Tobi	14 AUG 1995	T46	Men's 200m — T46	23.23	23.23	23.23
					Men's Long Jump — F46	6.95	6.95	6.95
					Men's Triple Jump — F46	13.45	13.45	13.45
	2824	GARCIA-TOLSON Rudy	14 SEP 1988	T42	Men's 100m — T42	13.90	13.90	13.90
					Men's 200m — T42	27.60	26.98	26.98
	2825	GEORGE Joshua	18 MAR 1984	T53	Men's 200m — T53	26.60	26.60	26.60
					Men's 400m — T53	48.60	48.60	48.60
					Men's 800m — T53	1:36.85	1:36.85	1:36.85
					Men's 1500m — T54	2:56.02	2:56.02	2:56.02
					Men's Marathon — T54	1:22:55	1:22:55	1:22:55
	2826	GERS Tanner	18 FEB 1983	F11	Men's Long Jump — F11	5.93	5.93	5.93
	2827	GILLETTE Elexis	19 OCT 1984	T11	Men's 100m — T11	11.51	11.46	11.46
Guide		WILLIAMS Wesley	13 AUG 1982					
	2827	GILLETTE Elexis			Men's 200m — T11		23.74	23.74
Guide		WILLIAMS Wesley	13 AUG 1982					
					Men's Long Jump — F11	6.55	6.73	6.73
					Men's Triple Jump — F11		12.55	12.55
	2828	HAMMER Chris	30 MAR 1986	T46	Men's 800m — T46	2:00.77	2:00.77	2:00.77
					Men's 1500m — T46	3:58.04	3:58.04	3:58.04
					Men's Marathon — T46		2:37:08	2:37:08
	2829	JAMISON Josiah	18 AUG 1982	T12	Men's 100m — T12	11.17	11.14	11.17
Guide		AVERY Jerome	22 DEC 1978					
	2829	JAMISON Josiah			Men's 200m — T12		22.72	23.69
Guide		AVERY Jerome	22 DEC 1978					
	2830	LEEPER Blake	31 AUG 1989	T43	Men's 100m — T44	10.91	10.91	10.91
					Men's 200m — T44	21.70	21.70	21.70
					Men's 400m — T44	50.68	50.68	50.68
	2831	MARTIN Raymond	2 JAN 1994	T52	Men's 100m — T52	17.36	17.36	17.36
					Men's 200m — T52	30.18	30.18	30.18
					Men's 400m — T52	57.80	57.80	57.80
					Men's 800m — T52	1:55.67	1:55.67	1:55.67
	2832	MURRAY Michael	9 FEB 1991	T20	Men's 1500m — T20	4:04.59	4:04.59	4:04.59
	2833	NITZ Paul	9 MAR 1969	T52	Men's 100m — T52	16.73	16.73	16.73
					Men's 200m — T52	32.19	32.19	32.19
					Men's 400m — T52	1:03.82	1:03.82	1:03.82
	2834	OGBE Dennis	2 FEB 1976	F58	Men's Shot Put — F57/58	14.14	14.14	14.14
					Men's Discus Throw — F57/58	51.48	52.77	51.48
	2835	PIKE Aaron	4 MAY 1986	T54	Men's 1500m — T54	3:02.20	3:02.20	3:02.20
					Men's 5000m — T54	10:39.59	10:39.59	10:39.59
					Men's Marathon — T54	1:22:55	1:22:55	1:22:55
	2836	PRICE Markeith	19 MAY 1990	T13	Men's 200m — T13	23.15	23.15	23.15
					Men's 400m — T13	51.64	51.64	51.64
					Men's Long Jump — F13	6.43	6.43	6.43
	2837	PRINCE David	10 SEP 1983	T44	Men's 400m — T44	52.71	52.12	52.12
	2838	PRUITT Austin	23 AUG 1994	T34	Men's 100m — T34	16.88	16.88	16.88
					Men's 200m — T34	29.06	29.06	29.06



## Entry List by NPC

As of 30 AUG 2012

## Men

NPC	Bib	Name	Date of Birth	Sport Class	Event	Season's Best	Personal Best	Qualifying Best
2839	ROBERTS	Josh	2 JAN 1982	T52	Men's 100m — T52	18.56	18.56	18.56
					Men's 200m — T52	33.13	33.13	33.13
					Men's 400m — T52	1:02.58	1:02.58	1:02.58
					Men's 800m — T52	2:10.27	2:10.27	2:10.27
2840	SCHABORT	Krige	9 SEP 1963	T54	Men's 5000m — T54	10:21.80	10:21.80	10:21.80
					Men's Marathon — T54	1:32:13	1:32:13	1:32:13
2841	SEVERN	Scot	20 JUL 1968	F53	Men's Shot Put — F52/53	8.43	8.43	8.43
					Men's Discus Throw — F51/52/53	23.43	23.53	23.53
					Men's Javelin Throw — F52/53	17.55	18.11	18.06
2842	SIEMANN	Brian	7 OCT 1989	T53	Men's 100m — T53	14.83	14.83	14.83
					Men's 200m — T53	26.41	26.41	26.41
					Men's 400m — T53	49.11	49.11	49.11
					Men's 800m — T53	1:37.39	1:37.39	1:37.39
2843	SINGLETON	Jerome	7 JUL 1986	T44	Men's Marathon — T54	1:37:08	1:36:59	1:36:59
					Men's 100m — T44	11.17	11.16	11.17
2844	SKIBA	Jeff	28 APR 1984	F44	Men's 200m — T44	22.80	22.77	22.77
					Men's High Jump — F46	2.08	2.08	2.08
2845	VANCE	Shaquille	22 MAR 1991	T42	Men's Javelin Throw — F44	50.56	50.56	50.56
					Men's 100m — T42	13.08	12.99	12.99
					Men's 200m — T42	26.54	26.22	26.22
					Men's Shot Put — F42/44	11.14	12.78	12.78
2846	WALLACE	Jarryd	15 MAY 1990	T44	Men's 400m — T44	55.38	55.38	55.38
2847	WINKLER	Scott	24 JAN 1973	F55	Men's Shot Put — F54/55/56	11.06	11.10	11.06

Total Athletes 35

## UZB - Uzbekistan

2850	DIGANSHIN	Ravil	2 JAN 1984	F46	Men's Shot Put — F46	13.36	13.36	13.36
2851	NORBEKOV	Khusniddin	23 MAY 1987	F37	Men's Shot Put — F37/38	13.17	13.17	13.17
					Men's Discus Throw — F37/38	47.84	47.84	47.84
2852	PANAFIDIN	Ivan	19 MAY 1980	F38	Men's Shot Put — F37/38	9.44	11.29	11.29
2853	SAHATOV	Miran	8 FEB 1991	F11	Men's Triple Jump — F11	10.61	10.61	10.61
2854	SALIEV	Doniyor	4 JUL 1994	F12	Men's Triple Jump — F12	14.39	14.39	14.39

Total Athletes 5

## VAN - Vanuatu

2857	HOUSSIMOLI	Marcel	21 JUL 1988	T37	Men's 100m — T37			
					Men's 200m — T37			
					Men's 400m — T38			

Total Athletes 1

## VEN - Venezuela

2858	AGUILAR	Jesus	14 MAY 1963	T53	Men's 200m — T53	27.41	27.29	27.29
					Men's 400m — T53	50.57	50.57	50.57
					Men's 800m — T53	1:43.94	1:43.94	1:43.94
2859	BARRETO	Williams	18 SEP 1985	F20	Men's Long Jump — F20		6.34	6.34
2860	BELLO	Anibal	27 MAY 1968	F11	Men's Shot Put — F11/12	11.08	11.43	11.43
2861	COLMENARES	Samuel	18 FEB 1987	T46	Men's 400m — T46		49.39	49.39
					Men's 800m — T46		2:00.13	2:00.13
2862	HERNANDEZ	Danyelo	16 NOV 1988	F20	Men's Shot Put — F20		12.98	12.98
2863	HERRERA	Oscar David	17 OCT 1975	T11	Men's 400m — T11	57.37	56.20	56.20
Guide	TORREALBA	Richard	13 JUN 1981					
2864	MACHADO	Dorian	23 FEB 1985	F13	Men's Triple Jump — F11	11.00	11.00	11.00
					Men's Javelin Throw — F12/13	49.70	58.17	58.17
2865	MONTEROLA	Omar	1 AUG 1987	T37	Men's 100m — T37	11.87	11.74	11.74
					Men's 200m — T37	24.45	23.70	23.70
					Men's 400m — T38	55.29	53.74	53.74
2866	ORTIZ	Jose	15 NOV 1990	F20	Men's Long Jump — F20		6.19	6.19



## Entry List by NPC

As of 30 AUG 2012

## Men

NPC	Bib	Name	Date of Birth	Sport Class	Event	Season's Best	Personal Best	Qualifying Best
	2869	VALDES Ronny	30 SEP 1988	F20	Men's Shot Put — F20	12.46	12.46	12.46
	2870	VALLADARES Juan	11 OCT 1980	T54	Men's 400m — T54	47.56	47.56	47.56
					Men's 800m — T54	1:35.82	1:35.82	1:35.82

Total Athletes 11

## VIE - Vietnam

	2873	CAO Ngoc Hung	10 MAR 1990	F58	Men's Discus Throw — F57/58	50.76	50.76	50.76
					Men's Javelin Throw — F57/58	44.78	44.78	44.78
	2874	TRINH Cong Luan	6 JAN 1972	F56	Men's Discus Throw — F54/55/56	33.00	33.00	33.00

Total Athletes 2

## ZAM - Zambia

	2875	KATONGO Lassam	28 JAN 1987	T12	Men's 800m — T12			
					Men's 1500m — T13			

Total Athletes 1

## ZIM - Zimbabwe

	2876	MUJAJI Elliot	25 DEC 1971	T46	Men's 100m — T46			
--	------	---------------	-------------	-----	------------------	--	--	--

Total Athletes 1



## Entry List by NPC

As of 30 AUG 2012

### Women

NPC	Bib	Name	Date of Birth	Sport Class	Event	Season's Best	Personal Best	Qualifying Best
<b>ALG - Algeria</b>								
	1001	DJELAL Safia	4 MAR 1983	F58	Women's Shot Put — F57/58	10.19	10.63	10.63
					Women's Javelin Throw — F57/58	27.33	27.73	27.33
	1002	GASMI Mounia	2 MAY 1990	F32	Women's Shot Put — F32/33/34	5.65	5.65	5.65
					Women's Club Throw — F31/32/51	21.60	21.60	21.60
	1003	HAMRI Lynda	8 FEB 1989	T13	Women's 100m — T13	13.80	13.42	13.42
					Women's Long Jump — F13	5.02	5.02	5.02
	1004	MEDJMEDJ Nadia	20 MAR 1974	F57	Women's Shot Put — F57/58		10.20	9.78
					Women's Discus Throw — F57/58		29.60	29.60
	1005	MEHDI Fatiha	22 MAR 1976	F40	Women's Shot Put — F40	7.00	7.00	7.00
					Women's Discus Throw — F40	18.05	18.05	18.05
	1006	SAIFI Nassima	29 OCT 1988	F58	Women's Shot Put — F57/58	10.43	10.43	10.43
					Women's Discus Throw — F57/58	39.09	40.99	40.99
<b>Total Athletes 6</b>								
<b>ANG - Angola</b>								
	1009	GICASO Esperanca	2 JUL 1992	T11	Women's 100m — T11	13.63	13.63	13.63
	Guide	NETO Marcio Jose Fonseca	20 MAY 1989					
	1009	GICASO Esperanca			Women's 200m — T11	29.75	29.75	29.75
	Guide	NETO Marcio Jose Fonseca	20 MAY 1989					
	1009	GICASO Esperanca			Women's 400m — T12	1:08.48	1:08.48	1:08.48
	Guide	NETO Marcio Jose Fonseca	20 MAY 1989					
	1010	SILVA Maria Gomes Da	28 JAN 1992	T11	Women's 100m — T11	14.02	14.02	14.02
	Guide	ZONGO Albano Pedro	12 SEP 1984					
	1010	SILVA Maria Gomes Da			Women's 200m — T11	28.94	28.94	28.94
	Guide	ZONGO Albano Pedro	12 SEP 1984					
	1010	SILVA Maria Gomes Da			Women's 400m — T12	1:04.28	1:04.28	1:04.28
	Guide	ZONGO Albano Pedro	12 SEP 1984					
<b>Total Athletes 2</b>								
<b>ARG - Argentina</b>								
	1011	ALMADA Mariela	3 NOV 1980	F12	Women's Shot Put — F11/12	10.05	10.65	10.60
					Women's Discus Throw — F11/12	37.64	37.64	37.64
	1012	MARTINEZ Yanina Andrea	24 DEC 1993	T36	Women's 100m — T36	15.05	15.05	15.05
					Women's 200m — T36	31.79	31.79	31.79
	1013	MUNOZ Perla Amanda	27 FEB 1974	F35	Women's Shot Put — F35/36	8.15	8.15	8.15
					Women's Discus Throw — F35/36	19.66	19.66	19.66
	1014	SCHAUS Nadia	4 JAN 1996	T36	Women's 100m — T36	15.03	15.03	15.03
					Women's 200m — T36	31.72	31.72	31.72
<b>Total Athletes 4</b>								
<b>AUS - Australia</b>								
		Australia			Women's 4 x 100m Relay — T35-38	57.28		57.28
	1017	BEIKOFF Georgia						
	1022	ELKINGTON Jodi						
	1027	ISAAC Torita						
	1030	PARRISH Katie						
	1032	PROUDFOOT Katherine						
	1015	BALLARD Angela	6 JUN 1982	T53	Women's 100m — T53	16.83	16.83	16.83
					Women's 200m — T53	29.53	29.53	29.53
					Women's 400m — T53	55.88	55.88	55.88
					Women's 800m — T53	1:51.70	1:51.70	1:51.70
	1016	BEATTIE Carlee	9 SEP 1982	T46	Women's 100m — T46		12.90	12.90
					Women's Long Jump — F46	5.65	5.89	5.89
	1017	BEIKOFF Georgia	13 MAY 1993	F37	Women's Javelin Throw — F37/38	29.39	29.39	29.39
	1018	CARTWRIGHT Kelly	22 APR 1989	T42	Women's 100m — T42	16.26	16.26	16.26





## Entry List by NPC

As of 30 AUG 2012

### Women

NPC	Bib	Name	Date of Birth	Sport Class	Event	Season's Best	Personal Best	Qualifying Best
	1018	CARTWRIGHT Kelly			Women's Long Jump — F42/44	3.80	4.19	4.19
	1019	DAWES Christie	3 MAY 1980	T54	Women's 800m — T54		1:56.05	1:59.30
					Women's 1500m — T54		3:33.14	3:33.14
					Women's 5000m — T54		12:00.27	12:00.27
					Women's Marathon — T54		1:47:01	1:47:01
	1020	DE ROZARIO Madison	24 NOV 1993	T53	Women's 100m — T53	17.51	16.96	16.97
					Women's 200m — T53	30.68	30.40	30.40
					Women's 400m — T53	56.87	56.87	56.87
					Women's 800m — T53	1:51.53	1:51.53	1:51.53
	1021	DODDS Rachael	26 NOV 1994	T35	Women's 100m — T35	17.16	17.16	17.16
					Women's 200m — T35	35.53	35.53	35.53
	1022	ELKINGTON Jodi	17 MAY 1993	T37	Women's 400m — T37	1:09.90	1:09.90	1:09.90
	1023	ELLERY Louise	4 JAN 1977	F32	Women's Shot Put — F32/33/34	6.19	6.31	6.31
					Women's Club Throw — F31/32/51	15.81	15.81	15.81
	1024	ERRICHELLO Michelle	7 DEC 1982	T42	Women's 100m — T42	17.43	16.31	17.43
	1025	GALLAGHER Jessica	14 MAR 1986	F13	Women's Long Jump — F13	5.21	5.38	5.38
					Women's Javelin Throw — F12/13	38.80	38.80	38.80
	1026	HOGAN Madeleine	8 DEC 1988	F46	Women's Javelin Throw — F46	34.87	38.39	37.79
	1027	ISAAC Torita	5 JUL 1995	T38	Women's 100m — T38	14.58	14.58	14.58
					Women's 200m — T38	30.21	30.21	30.21
	1028	LITTLE Rosemary	27 AUG 1982	T33	Women's 100m — T34	19.89	19.89	19.89
					Women's 200m — T34	34.83	34.83	34.83
	1029	MOORE Brydee	1 MAY 1990	F33	Women's Shot Put — F32/33/34	6.49	6.49	6.49
					Women's Javelin Throw — F52/53/33/34	13.37	13.37	13.37
	1030	PARRISH Katie	4 JUL 1991	T38	Women's 100m — T38	14.63	14.31	14.63
					Women's 200m — T38	30.06	30.06	30.06
					Women's Long Jump — F37/38	4.35	4.35	4.35
	1031	POND Kristy	25 JUL 1996	T34	Women's 100m — T34	22.85	22.13	22.13
					Women's 200m — T34	41.11	40.35	40.35
	1032	PROUDFOOT Katherine	21 APR 1977	F36	Women's Shot Put — F35/36	10.18	10.18	10.18
					Women's Discus Throw — F35/36	26.81	26.81	26.81
	1033	SCHWEITZER Stephanie	16 SEP 1992	F20	Women's Long Jump — F20	4.93	4.93	4.93
	1034	WALTERS Erinn	11 MAY 1995	T35	Women's 100m — T35	17.66	17.66	17.66
					Women's 200m — T35	36.02	36.02	36.02
<b>Total Athletes 20</b>								
<b>AUT - Austria</b>								
	1037	EDER Natalija	6 AUG 1980	F12	Women's Shot Put — F11/12	10.35	10.35	10.35
					Women's Javelin Throw — F12/13	37.41	37.41	37.41
<b>Total Athletes 1</b>								
<b>AZE - Azerbaijan</b>								
	1038	ABDULLAYEVA Madinat	12 FEB 1973	F57	Women's Shot Put — F57/58		8.35	8.35
					Women's Discus Throw — F57/58		19.82	19.82
<b>Total Athletes 1</b>								
<b>BEL - Belgium</b>								
	1039	VERVOORT Marieke	10 MAY 1979	T52	Women's 100m — T52	20.40	20.40	20.40
					Women's 200m — T52	38.18	38.18	38.18
<b>Total Athletes 1</b>								
<b>BER - Bermuda</b>								
	1040	LEWIS Jessica Cooper	3 APR 1993	T53	Women's 100m — T53	18.51	18.51	18.51
					Women's 200m — T53	33.69	33.69	33.69
					Women's 400m — T53	1:06.12	1:06.12	1:06.12
<b>Total Athletes 1</b>								




## Entry List by NPC

As of 30 AUG 2012

## Women

NPC	Bib	Name	Date of Birth	Sport Class	Event	Season's Best	Personal Best	Qualifying Best
<b>BIH - Bosnia and Herzegovina</b>								
	1041	REDZIC Sanela	14 SEP 1977	F42	Women's Shot Put — F42/44	8.57	8.57	8.57
<b>Total Athletes 1</b>								
<b>BLR - Belarus</b>								
	1042	KANIUK Anna	16 AUG 1984	T12	Women's 100m — T12	12.84	12.84	12.84
	1043	SIVAKOVA Tamara	16 AUG 1965	F12	Women's Long Jump — F11/12	5.83	5.83	5.83
	1044	ZINKEVICH Volha	8 SEP 1975	T12	Women's Shot Put — F11/12	12.30	12.55	12.30
					Women's Discus Throw — F11/12	36.90	36.90	36.90
					Women's 100m — T12	13.20	13.07	13.07
					Women's 200m — T12		27.28	27.28
					Women's Long Jump — F11/12	5.54	5.54	5.54
<b>Total Athletes 3</b>								
<b>BRA - Brazil</b>								
	1045	CAMPOS Izabela	11 APR 1981	F11	Women's Shot Put — F11/12	9.16	9.16	9.16
	1046	COELHO Shirlene	19 FEB 1981	F37	Women's Shot Put — F37	10.39	10.39	10.39
					Women's Discus Throw — F37	27.55	27.64	27.64
					Women's Javelin Throw — F37/38	33.91	35.09	35.09
	1047	de OLIVEIRA CORREA Alice	2 MAR 1996	T12	Women's 100m — T12	12.91	12.91	12.91
Guide	1047	CARDOSO da SILVA Diogo	15 MAR 1985					
Guide	1047	de OLIVEIRA CORREA Alice			Women's 200m — T12	27.17	27.17	27.17
Guide	1047	CARDOSO da SILVA Diogo	15 MAR 1985					
					Women's Long Jump — F11/12	4.41	4.59	4.59
	1048	FINDER Sheila	15 AUG 1979	T46	Women's 100m — T46	13.36	13.17	13.17
					Women's Long Jump — F46	5.12	5.42	5.14
	1049	GUILHERMINA Terezinha	3 OCT 1978	T11	Women's 100m — T11	12.10	12.04	12.04
Guide	1049	SOARES de SANTANA Guilherme	9 AUG 1983					
Guide	1049	GUILHERMINA Terezinha			Women's 200m — T11	24.60	24.60	24.60
Guide	1049	SOARES de SANTANA Guilherme	9 AUG 1983					
Guide	1049	GUILHERMINA Terezinha			Women's 400m — T12	57.80	57.16	57.16
Guide	1049	SOARES de SANTANA Guilherme	9 AUG 1983					
	1050	OLIVEIRA Marivana	2 MAY 1990	F35	Women's Shot Put — F35/36	8.62	8.62	8.62
					Women's Discus Throw — F35/36	32.37	32.37	32.37
	1051	SANTOS Jenifer	30 JUN 1989	T38	Women's 100m — T38	14.81	13.96	13.96
					Women's 200m — T38	31.13	29.76	29.76
	1052	SANTOS Jerusa Geber	26 APR 1982	T11	Women's 100m — T11	12.57	12.52	12.52
Guide	1052	BARBOZA DA SILVA Luiz Henrique	25 MAR 1987					
Guide	1052	SANTOS Jerusa Geber			Women's 200m — T11	25.97	25.97	25.97
Guide	1052	BARBOZA DA SILVA Luiz Henrique	25 MAR 1987					
Guide	1052	SANTOS Jerusa Geber			Women's 400m — T12	59.63	59.63	59.63
Guide	1053	BARBOZA DA SILVA Luiz Henrique	25 MAR 1987					
	1053	SANTOS Jhulia	18 SEP 1991	T11	Women's 100m — T11	13.20	13.16	13.16
Guide	1053	DIAS de OLIVEIRA SILVA Fabio	5 APR 1984					
Guide	1053	SANTOS Jhulia			Women's 200m — T11	28.36	27.65	27.65
Guide	1054	DIAS de OLIVEIRA SILVA Fabio	5 APR 1984					
	1054	SILVA Joana Helena	16 FEB 1963	T13	Women's 100m — T13	13.69	12.98	12.98
					Women's 400m — T13	1:04.63	1:03.13	1:03.13
	1055	SOARES Viviane	14 MAY 1996	T13	Women's 100m — T13	13.34	13.05	13.05
					Women's 400m — T13	1:06.29	1:06.10	1:06.10
<b>Total Athletes 11</b>								
<b>BRN - Bahrain</b>								
	1058	NEDHAM Fatema	26 JAN 1967	F53	Women's Discus Throw — F51/52/53			
					Women's Javelin Throw — F52/53/33/34			
<b>Total Athletes 1</b>								



## Entry List by NPC


As of 30 AUG 2012

## Women

NPC	Bib	Name	Date of Birth	Sport Class	Event	Season's Best	Personal Best	Qualifying Best
<b>BUL - Bulgaria</b>								
	1059	ENEVA Stela	18 JUL 1975	F58	Women's Shot Put — F57/58	11.14	11.14	11.14
					Women's Discus Throw — F57/58	36.29	39.84	39.84
	1060	KOLEVA Ivanka	9 DEC 1968	F57	Women's Shot Put — F57/58	8.99	9.32	8.99
					Women's Discus Throw — F57/58	22.48	23.73	22.52
					Women's Javelin Throw — F57/58	16.68	16.68	16.68
	1061	TODOROVA Daniela	18 OCT 1980	F55	Women's Shot Put — F54/55/56	7.06	7.06	7.06
					Women's Javelin Throw — F54/55/56	18.93	19.10	19.10
<b>Total Athletes 3</b>								
<b>CAM - Cambodia</b>								
	1062	THIN Seng Hon	25 APR 1986	T44	Women's 100m — T44			
					Women's 200m — T44			
<b>Total Athletes 1</b>								
<b>CAN - Canada</b>								
	1063	BURROWS Rachael	21 NOV 1982	T34	Women's 100m — T34	20.89	20.89	20.89
					Women's 200m — T34	37.86	37.86	37.86
	1064	FRIE Keira-Lyn	16 AUG 1987	T54	Women's 100m — T54	17.08	16.82	16.82
					Women's 800m — T54	1:54.51	1:51.89	1:51.89
					Women's 1500m — T54	3:29.41	3:29.41	3:29.41
					Women's 5000m — T54	11:50.77	11:50.77	11:50.77
	1065	McLACHLAN Virginia	17 SEP 1992	T35	Women's 100m — T35	16.42	16.38	16.38
					Women's 200m — T35	34.57	34.57	34.57
	1066	ROBINSON Leah	7 NOV 1993	T37	Women's 400m — T37	1:10.81	1:10.81	1:10.81
	1067	ROY Diane	9 JAN 1971	T54	Women's 400m — T54	55.77	54.72	55.77
					Women's 800m — T54	1:54.43	1:48.07	1:50.67
					Women's 1500m — T54	3:28.49	3:21.39	3:28.49
					Women's 5000m — T54	11:51.57	11:16.96	11:51.57
					Women's Marathon — T54	1:42:37	1:42:37	1:42:37
	1068	STILWELL Michelle	4 JUL 1974	T52	Women's 100m — T52	18.67	18.67	18.67
					Women's 200m — T52	33.58	33.58	33.58
<b>Total Athletes 6</b>								
<b>CHN - People's Republic of China</b>								
		People'S Republic Of China			Women's 4 x 100m Relay — T35-38			59.33
	1072	CAO Yuanhang						
	1073	CHEN Junfei						
	1081	LIU Ping						
	1092	XIONG Dezhi						
	1071	BAO Jiongyu	22 AUG 1984	F35	Women's Shot Put — F35/36		8.38	8.38
					Women's Discus Throw — F35/36		24.73	24.73
	1072	CAO Yuanhang	20 NOV 1991	T37	Women's 100m — T37	14.96	14.74	14.74
					Women's Long Jump — F37/38	4.59	4.59	4.59
	1073	CHEN Junfei	15 MAY 1992	T38	Women's 100m — T38	15.13	13.79	13.79
					Women's 200m — T38	32.74	28.03	28.03
	1074	DONG Hongjiao	28 APR 1986	T54	Women's 100m — T54		16.66	16.66
					Women's 400m — T54		59.10	59.10
					Women's 800m — T54	1:53.33	1:53.33	1:53.33
	1075	HUANG Lisha	10 SEP 1988	T53	Women's 100m — T53		16.30	16.65
					Women's 200m — T53	30.73	29.74	30.17
					Women's 400m — T53		57.56	57.56
					Women's 800m — T53	1:53.76	1:53.76	1:53.76
	1076	JIA Juntingxian	17 AUG 1986	T11	Women's 100m — T11		12.89	12.89
	Guide	XU Donglin	21 OCT 1988					



## Athletics



## Entry List by NPC

As of 30 AUG 2012

## Women

NPC	Bib	Name	Date of Birth	Sport Class	Event	Season's Best	Personal Best	Qualifying Best
	1076	JIA Juntingxian			Women's 200m — T11		27.03	27.03
	Guide	XU Donglin	21 OCT 1988					
	1077	JIA Qianqian	27 JUL 1987	F37	Women's Long Jump — F11/12		4.58	4.47
					Women's Shot Put — F37		9.83	9.83
					Women's Discus Throw — F37		27.50	27.50
					Women's Javelin Throw — F37/38		31.16	31.16
	1078	LI Ling	23 JUL 1967	F57	Women's Shot Put — F57/58		9.98	9.47
					Women's Discus Throw — F57/58		27.36	27.36
					Women's Javelin Throw — F57/58		20.15	20.15
	1079	LIU Miaomiao	10 DEC 1989	T12	Women's 100m — T12		13.07	13.07
					Women's Long Jump — F11/12		5.71	5.71
	1080	LIU Ming	30 DEC 1979	F57	Women's Discus Throw — F57/58		31.76	31.76
					Women's Javelin Throw — F57/58		18.29	18.29
	1081	LIU Ping	8 NOV 1984	T35	Women's 100m — T35	18.31	15.21	15.21
					Women's 200m — T35		32.18	32.18
	1082	LIU Wenjun	5 MAY 1985	T54	Women's 100m — T54		16.63	16.78
					Women's 800m — T54	1:52.53	1:51.33	1:51.33
					Women's 5000m — T54	12:30.72	12:30.72	12:30.72
	1083	MENG Genjimisu	8 APR 1991	F40	Women's Shot Put — F40		8.90	8.90
					Women's Discus Throw — F40		29.45	29.45
	1084	MI Na	5 AUG 1986	F37	Women's Shot Put — F37		11.89	11.89
					Women's Discus Throw — F37		33.13	33.13
					Women's Javelin Throw — F37/38		29.59	27.96
	1085	OUYANG Jingling	27 DEC 1987	T46	Women's 100m — T46		13.07	13.07
					Women's Long Jump — F46		5.45	5.45
	1086	QING Suping	6 OCT 1969	F57	Women's Javelin Throw — F57/58		20.44	20.44
	1087	TANG Hongxia	18 AUG 1976	F11	Women's Shot Put — F11/12	11.99	12.43	12.43
					Women's Discus Throw — F11/12	37.03	37.70	37.70
	1088	WANG Juan	3 SEP 1975	T44	Women's 100m — T44		13.96	13.96
					Women's Long Jump — F42/44		4.78	4.78
	1089	WANG Jun	30 JUN 1990	F35	Women's Shot Put — F35/36		10.26	10.26
	1090	WANG Yanping	22 NOV 1993	T46	Women's 100m — T46		12.93	12.93
					Women's 200m — T46		26.45	26.45
					Women's 400m — T46		59.15	59.15
	1091	WU Qing	25 MAR 1988	F36	Women's Shot Put — F35/36		10.06	10.06
					Women's Discus Throw — F35/36		22.68	22.65
	1092	XIONG Dezhi	29 APR 1988	T38	Women's 100m — T38		14.38	14.38
					Women's 200m — T38		29.15	29.15
	1093	XU Qiuping	29 AUG 1984	F37	Women's Shot Put — F37		10.23	10.23
					Women's Discus Throw — F37		31.41	31.41
	1094	YANG Liwan	18 JAN 1978	F54	Women's Shot Put — F54/55/56	6.76	6.76	6.76
					Women's Javelin Throw — F54/55/56	16.47	16.98	16.98
	1095	YANG Yue	3 MAR 1983	F44	Women's Shot Put — F42/44		12.71	12.71
	1096	YAO Juan	18 JUL 1984	F44	Women's Shot Put — F42/44		12.95	12.95
	1097	ZHANG Liangmin	12 OCT 1985	F11	Women's Shot Put — F11/12		12.29	12.29
					Women's Discus Throw — F11/12		40.42	40.42
	1098	ZHAO Hongmei	2 MAR 1985	F46	Women's Javelin Throw — F46		37.57	37.57
	1099	ZHOU Guohua	10 OCT 1990	T12	Women's 100m — T12	12.56	12.46	12.46
	Guide	LI Jie	2 OCT 1987					
	1099	ZHOU Guohua			Women's 200m — T12	26.28	25.87	25.87
	Guide	LI Jie	2 OCT 1987					
	1100	ZHOU Hongzhan	12 DEC 1988	T53	Women's 100m — T53		17.32	17.58
					Women's 200m — T53		30.35	30.54
					Women's 400m — T53	57.25	56.97	56.97
					Women's 800m — T53	1:53.35	1:53.32	1:53.32
	1101	ZHU Daqing	25 FEB 1990	T12	Women's 100m — T12		12.57	12.57
	Guide	ZHANG Hui	15 JUN 1988					
	1101	ZHU Daqing			Women's 200m — T12		25.36	25.36
	Guide	ZHANG Hui	15 JUN 1988					



## Entry List by NPC

As of 30 AUG 2012

### Women

NPC	Bib	Name	Date of Birth	Sport Class	Event	Season's Best	Personal Best	Qualifying Best
	1101	ZHU Daqing			Women's 400m — T12		57.20	57.20
	Guide	ZHANG Hui	15 JUN 1988					
	1102	ZOU Lihong	26 FEB 1984	T54	Women's 400m — T54		59.34	59.34
					Women's 800m — T54	1:52.56	1:52.56	1:52.56
					Women's 1500m — T54	3:37.40	3:37.40	3:37.40
					Women's 5000m — T54	12:30.98	12:30.98	12:30.98

Total Athletes 32

### COD - Democratic Republic of the Congo

	1105	MIBAMBA KIMBATA Dedeline	5 FEB 1982	T54	Women's 100m — T54			
					Women's Discus Throw — F57/58			

Total Athletes 1

### COL - Colombia

	1106	ARANGO BUITRAGO Maritza	19 MAR 1978	T11	Women's 1500m — T12	5:08.40	5:08.40	5:08.40
	Guide	SANCHEZ GONZALEZ Jonathan	27 JAN 1989					
	1107	HERNANDEZ FLORIAN Martha Liliana	20 MAY 1988	T36	Women's 100m — T36	16.32	16.32	16.32
					Women's Discus Throw — F35/36	19.57	19.57	19.57
	1108	RESTREPO MUNOZ Yesenia Maria	3 JUN 1982	F11	Women's Shot Put — F11/12	7.51	7.64	7.64
	1109	TORRES MARTINEZ Yanive	26 NOV 1979	F54	Women's Shot Put — F54/55/56	6.13	6.18	6.18
					Women's Javelin Throw — F54/55/56	13.03	13.03	13.03

Total Athletes 4

### CRO - Croatia

	1110	IVEKOVIC MESTROVIC Marija	13 MAY 1981	F12	Women's Discus Throw — F11/12	34.41	40.62	40.62
	1111	MILINKOVIC Milka	7 APR 1955	F55	Women's Shot Put — F54/55/56	6.80	6.80	6.80
					Women's Javelin Throw — F54/55/56	14.95	15.47	15.42
	1112	RISTOSKI Mikela	7 NOV 1989	F20	Women's Long Jump — F20	5.46	5.46	5.46
	1113	VIDACEK Marija	29 SEP 1991	F12	Women's Javelin Throw — F12/13	30.73	32.74	32.74
	1114	VUKOVIC Jelena	15 FEB 1975	F42	Women's Shot Put — F42/44	8.13	8.47	8.47

Total Athletes 5

### CUB - Cuba

	1117	CASTILLO Yunidis	6 JUN 1987	T46	Women's 100m — T46		12.08	12.08
					Women's 200m — T46		24.46	24.46
					Women's 400m — T46		57.67	57.67
	1118	DURAND Omara	26 NOV 1991	T13	Women's 100m — T13		11.99	11.99
					Women's 400m — T13		54.87	54.87
	1119	MIJAN Daineris	29 JUL 1988	T12	Women's 100m — T12		12.94	12.94

Total Athletes 3

### CZE - Czech Republic

	1120	BERNA Eva	25 MAY 1986	F37	Women's Shot Put — F37	10.72	10.82	10.72
					Women's Discus Throw — F37	26.12	26.14	26.14
					Women's Javelin Throw — F37/38	21.16	21.16	21.16
	1121	KACANU Eva	20 MAY 1965	F54	Women's Shot Put — F54/55/56	5.93	6.43	6.40
	1122	LUXOVA Anna	28 MAY 1997	T35	Women's 100m — T35	17.32	17.32	17.32
					Women's 200m — T35	35.94	35.94	35.94
	1123	SEDLACKOVA Miroslava	19 MAY 1977	T11	Women's 200m — T11	28.82	28.82	28.82
	Guide	PROCHAZKA Michal	22 SEP 1982					
	1123	SEDLACKOVA Miroslava			Women's 400m — T12	1:02.72	1:02.72	1:02.72
	Guide	PROCHAZKA Michal	22 SEP 1982					
	1123	SEDLACKOVA Miroslava			Women's 1500m — T12		5:07.66	5:07.66
	Guide	PROCHAZKA Michal	22 SEP 1982					
	1124	SKUHROVSKA Veronika	27 NOV 1995	F20	Women's Long Jump — F20	4.20	4.49	4.49



## Entry List by NPC

As of 30 AUG 2012

### Women

NPC	Bib	Name	Date of Birth	Sport Class	Event	Season's Best	Personal Best	Qualifying Best
	1125	VRATILOVA Daniela	24 OCT 1983	F38	Women's Javelin Throw — F37/38	26.89	26.89	26.89
<b>Total Athletes 6</b>								
<b>DEN - Denmark</b>								
	1128	MAIBOLL Marianne	18 JUL 1977	T54	Women's 100m — T54	18.30	17.75	17.75
					Women's 400m — T54	1:02.47	59.29	59.29
					Women's 800m — T54	2:02.96	1:59.72	1:59.72
<b>Total Athletes 1</b>								
<b>ESP - Spain</b>								
	1129	AGUILAR FULGENCIO Ruth	3 FEB 1975	F55	Women's Shot Put — F54/55/56	5.28	5.28	5.28
					Women's Javelin Throw — F54/55/56	12.55	12.55	12.55
	1130	CONGOST Elena	20 SEP 1987	T12	Women's 1500m — T12	4:42.90	4:42.90	4:42.90
	1131	MARTINEZ Sara	26 FEB 1990	T12	Women's 100m — T12	13.51	13.34	13.34
					Women's Long Jump — F11/12	5.48	5.59	5.48
	1132	NGUI Eva	9 JUN 1985	T12	Women's 100m — T12	12.73	12.57	12.57
					Women's 200m — T12	26.84	26.47	26.47
<b>Total Athletes 4</b>								
<b>EST - Estonia</b>								
	1133	TIIK Sirly	4 SEP 1974	F20	Women's Shot Put — F20	11.13	11.13	11.13
<b>Total Athletes 1</b>								
<b>ETH - Ethiopia</b>								
	1134	AZENAW Yengus Dese	4 JUL 1992	T46	Women's 100m — T46	14.95	14.95	14.95
					Women's 200m — T46	29.71	29.71	29.71
					Women's 400m — T46	1:07.43	1:07.43	1:07.43
<b>Total Athletes 1</b>								
<b>FIN - Finland</b>								
	1135	HUOVINEN Marjaana	19 APR 1967	F34	Women's Shot Put — F32/33/34	7.46	7.46	7.46
					Women's Javelin Throw — F52/53/33/34	19.46	19.46	19.46
	1136	KOTAJA Amanda	3 JAN 1995	T54	Women's 100m — T54	16.60	16.60	16.60
					Women's 400m — T54	58.40	58.40	58.40
					Women's 800m — T54	2:03.19	2:03.19	2:03.19
<b>Total Athletes 2</b>								
<b>FRA - France</b>								
	1137	EL HANNOUNI Assia	30 MAY 1981	T12	Women's 100m — T12	12.62	12.62	12.62
	Guide	SIMOUNET Gautier	28 DEC 1982					
	1137	EL HANNOUNI Assia			Women's 200m — T12		25.73	25.73
	Guide	SIMOUNET Gautier	28 DEC 1982					
					Women's 400m — T12		56.04	56.04
	1138	FRANCOIS-ELIE Mandy	27 SEP 1989	T37	Women's 100m — T37	14.22	14.22	14.22
					Women's 400m — T37	1:13.64	1:13.64	1:13.64
	1139	KEITA Nantenin	5 NOV 1984	T13	Women's 100m — T13	12.74	12.61	12.74
					Women's 400m — T13	1:00.58	56.39	58.00
	1140	le FUR Marie-Amelie	26 SEP 1988	T44	Women's 100m — T44	13.15	13.15	13.15
					Women's 200m — T44	27.91	27.79	27.91
					Women's Long Jump — F42/44	5.43	5.43	5.43
	1141	LOPEZ Orianne	20 MAY 1989	T42	Women's 100m — T42	19.06	18.00	18.33
	1142	TUITAVAKE Evelyne	11 APR 1984	F58	Women's Shot Put — F57/58	9.30	9.30	9.30
					Women's Discus Throw — F57/58	24.77	25.34	24.77
					Women's Javelin Throw — F57/58	19.15	19.15	19.15





## Entry List by NPC

As of 30 AUG 2012

## Women

NPC	Bib	Name	Date of Birth	Sport Class	Event	Season's Best	Personal Best	Qualifying Best
	1143	WELEPA Rose	19 JAN 1986	F12	Women's Shot Put — F11/12	9.60	9.60	9.60
					Women's Javelin Throw — F12/13	20.14	20.14	20.14
<b>Total Athletes 7</b>								
<b>GAM - Gambia</b>								
	1146	NYANG Isatou	3 JUL 1984	T54	Women's 100m — T54			
					Women's 800m — T54			
<b>Total Athletes 1</b>								
<b>GBR - Great Britain</b>								
		Great Britain			Women's 4 x 100m Relay — T35-38	1:01.20		58.33
	1148	BREEN Olivia						
	1152	HART Katrina						
	1157	McLOUGHLIN Jenny						
	1163	ROBSON Hazel						
	1167	WOODWARD Bethany						
	1147	ARNOLD Hollie	26 JUN 1994	F46	Women's Javelin Throw — F46	35.88	35.88	35.88
	1148	BREEN Olivia	26 JUL 1996	T38	Women's 100m — T38	14.10	14.10	14.10
					Women's 200m — T38	29.96	29.96	29.96
	1149	BROWN Sally	26 JUN 1995	T46	Women's 100m — T46	13.40	13.15	13.15
					Women's 200m — T46	27.78	26.38	26.38
	1150	CLEGG Libby	24 MAR 1990	T12	Women's 100m — T12	12.41	12.41	12.41
Guide		HUGGINS Mikail	29 NOV 1983					
	1150	CLEGG Libby			Women's 200m — T12	26.10	26.10	26.10
Guide		HUGGINS Mikail	29 NOV 1983					
	1151	COCKROFT Hannah	30 JUL 1992	T34	Women's 100m — T34	17.60	17.60	17.60
					Women's 200m — T34	31.23	31.23	31.23
	1152	HART Katrina	17 MAY 1990	T37	Women's 100m — T37	14.32	14.26	14.26
					Women's 200m — T37	29.91	29.91	29.91
	1153	HINTON Tracey	19 MAR 1970	T11	Women's 100m — T11	13.59	13.37	13.42
Guide		HUGHES Steffan	17 SEP 1983					
	1153	HINTON Tracey			Women's 200m — T11	27.72	26.86	27.11
Guide		HUGHES Steffan	17 SEP 1983					
	1154	JONES Beverley	17 OCT 1974	F37	Women's Shot Put — F37	10.29	10.29	10.29
					Women's Discus Throw — F37	29.63	31.99	31.99
	1155	JONES Jade	4 JAN 1996	T54	Women's 400m — T54	55.91	55.91	55.91
					Women's 800m — T54	1:51.55	1:51.55	1:51.55
					Women's 1500m — T54	3:25.07	3:25.07	3:25.07
	1156	KAMLISH Sophie	20 AUG 1996	T44	Women's 100m — T44	13.90	13.90	13.90
					Women's 200m — T44	29.92	29.92	29.92
	1157	McLOUGHLIN Jenny	3 OCT 1991	T37	Women's 100m — T37	14.63	14.63	14.63
					Women's 200m — T37	30.10	30.10	30.10
	1158	MOORE Maxine	2 JUL 1992	F32	Women's Club Throw — F31/32/51	16.56	16.56	16.56
	1159	NICHOLLS Melissa	14 JUL 1977	T34	Women's 100m — T34	20.85	20.85	20.85
					Women's 200m — T34	35.93	35.93	35.93
	1160	PEARSON Josie	3 JAN 1986	F51	Women's Discus Throw — F51/52/53	6.66	6.66	6.66
					Women's Club Throw — F31/32/51	12.37	12.37	12.37
	1161	PRESCOTT Gemma	25 SEP 1983	F32	Women's Shot Put — F32/33/34	4.85	5.76	5.68
					Women's Club Throw — F31/32/51	19.62	19.62	19.62
	1162	REID Stef	26 OCT 1984	T44	Women's 100m — T44	14.07	13.95	13.95
					Women's 200m — T44	29.78	28.96	28.96
					Women's Long Jump — F42/44	4.87	5.09	4.98
	1163	ROBSON Hazel	22 AUG 1979	T36	Women's 100m — T36	15.48	14.94	14.94
					Women's 200m — T36	33.17	32.04	32.04
	1164	WARNER Sophia	23 MAY 1974	T35	Women's 100m — T35	16.44	16.44	16.44
					Women's 200m — T35	35.59	35.59	35.59
	1165	WILLIAMS Claire	29 SEP 1987	F12	Women's Discus Throw — F11/12	40.49	43.15	43.15
	1166	WOODS Shelly	4 JUN 1986	T54	Women's 800m — T54	1:50.30	1:49.51	1:50.30




## Entry List by NPC

As of 30 AUG 2012

## Women

NPC	Bib	Name	Date of Birth	Sport Class	Event	Season's Best	Personal Best	Qualifying Best
1166	WOODS	Shelly			Women's 1500m — T54	3:23.04	3:21.22	3:23.04
					Women's 5000m — T54	11:51.08	11:17.26	11:51.08
					Women's Marathon — T54	1:49:10	1:40:49	1:46:31
1167	WOODWARD	Bethany	26 DEC 1992	T37	Women's 200m — T37	29.89	29.89	29.89
<b>Total Athletes 21</b>								
<b>GBS - Guinea-Bissau</b>								
1170	CANDE	Ussumane	14 JUN 1988	T46	Women's 100m — T46			
					Women's 400m — T46			
<b>Total Athletes 1</b>								
<b>GER - Germany</b>								
		Germany			Women's 4 x 100m Relay — T35-38			58.49
1176	FOERDER	Isabelle			Women's Shot Put — F32/33/34	7.06	7.06	7.06
1178	HAUSBERGER	Maike			Women's Javelin Throw — F52/53/33/34	19.30	21.70	21.70
1183	NICOLEITZIK	Claudia			Women's Shot Put — F54/55/56	8.42	8.48	8.48
1185	SEIFERT	Maria			Women's Discus Throw — F11/12	38.34	40.08	39.10
1186	SLABY	Tamira			Women's Javelin Throw — F46	33.44	33.44	33.44
1171	BRAEMER-SKOWRONEK	Marie	9 DEC 1990	F34	Women's Shot Put — F42/44	11.76	12.56	12.56
					Women's 100m — T37	14.71	14.56	14.71
					Women's 200m — T37	31.14	31.14	31.14
					Women's 400m — T37	1:12.63	1:12.63	1:12.63
1172	BUGGENHAGEN	Marianne	26 MAY 1953	F55	Women's 100m — T44	13.68	13.56	13.56
1173	CHRISTEN	Siena	14 DEC 1965	F12	Women's 200m — T44	29.57	28.30	28.30
1174	DARIMONT	Laura	16 AUG 1991	F46	Women's Long Jump — F42/44	4.60	4.98	4.78
1175	FLOETH	Michaela	5 APR 1969	F44	Women's 400m — T37	1:11.28	1:11.28	1:11.28
1176	FOERDER	Isabelle	7 JUL 1979	T37	Women's Long Jump — F37/38	4.03	4.03	4.03
1177	GREEN	Katrin	16 FEB 1985	T44	Women's Shot Put — F32/33/34	7.72	7.75	7.72
					Women's Javelin Throw — F52/53/33/34	18.05	18.05	18.05
1178	HAUSBERGER	Maike	9 JAN 1995	T37	Women's Shot Put — F32/33/34	10.20	10.20	10.20
1179	HERRMANN	Frances	22 JUN 1989	F34	Women's Javelin Throw — F52/53/33/34	25.80	25.99	25.99
1180	KOBER	Birgit	10 JUL 1971	F34	Women's 100m — T42	16.46	16.46	16.46
1181	LOW	Vanessa	17 JUL 1990	T42	Women's Long Jump — F42/44	4.21	4.21	4.21
1182	MAST	Sandra	30 AUG 1986	F20	Women's Shot Put — F20	11.55	11.55	11.55
1183	NICOLEITZIK	Claudia	8 DEC 1989	T36	Women's 100m — T36	14.85	14.85	14.85
					Women's 200m — T36	31.10	31.10	31.10
1184	SCHMIDT	Jana	13 DEC 1972	T42	Women's 100m — T42	16.05	16.05	16.05
					Women's Long Jump — F42/44	3.87	3.87	3.87
1185	SEIFERT	Maria	15 MAY 1991	T37	Women's 100m — T37	14.21	14.21	14.21
					Women's 200m — T37	29.94	29.94	29.94
					Women's 400m — T37	1:15.79	1:15.79	1:15.79
1186	SLABY	Tamira	6 MAR 1992	T38	Women's 100m — T38	14.01	14.01	14.01
					Women's 200m — T38	28.73	28.73	28.73
1187	WILLING	Martina	3 OCT 1959	F56	Women's Shot Put — F54/55/56	8.92	8.92	8.92
					Women's Javelin Throw — F54/55/56	23.21	23.84	23.84
1188	WYLUDDA	Ilke	28 MAR 1969	F58	Women's Shot Put — F57/58	9.95	9.95	9.95
					Women's Discus Throw — F57/58	29.12	29.12	29.12
<b>Total Athletes 18</b>								
<b>GHA - Ghana</b>								
1191	FORDJOUR	Anita	20 MAR 1982	T53	Women's 100m — T53	17.66	17.66	17.66
					Women's 200m — T53	32.25	32.25	32.25



## Entry List by NPC

As of 30 AUG 2012

### Women

NPC	Bib	Name	Date of Birth	Sport Class	Event	Season's Best	Personal Best	Qualifying Best
	1191	FORDJOUR Anita			Women's 400m — T53 Women's 800m — T53	1:08.69 2:25.63	1:08.69 2:21.11	1:08.69 2:21.11
<b>Total Athletes 1</b>								
<b>GRE - Greece</b>								
	1193	DIMOGLOU Alexandra	15 DEC 1981	T13	Women's 100m — T13 Women's 400m — T13		12.71 58.47	12.91 58.47
	1194	KANTZA Paraskevi	8 AUG 1976	T11	Women's 200m — T11	28.96	28.45	28.96
		Guide KATSONOPOULOS Theodoros	1 MAR 1975					
	1195	KARAGIANNI Anthi	22 SEP 1981	T13	Women's Long Jump — F11/12 Women's 100m — T13	4.13	4.22 12.92	4.13 13.67
	1196	SMARAGDI Styliani	3 AUG 1995	T46	Women's Long Jump — F13 Women's 100m — T46	5.19	5.55 14.12	5.19 14.12
	1197	STAMATOULA Maria	15 AUG 1972	F32	Women's Long Jump — F46 Women's Shot Put — F32/33/34	4.74	4.74 6.61	4.74 6.61
	1198	ZISKA Evangelia	3 AUG 1993	F20	Women's Shot Put — F31/32/51 Women's Shot Put — F20	17.43 10.22	17.62 10.22	17.43 10.22
<b>Total Athletes 6</b>								
<b>HAI - Haiti</b>								
	1201	JEAN LOUIS Nephtalie	26 FEB 1979	F57	Women's Shot Put — F57/58 Women's Javelin Throw — F57/58			
<b>Total Athletes 1</b>								
<b>HKG - Hong Kong, China</b>								
	1202	YU Chun Lai	10 MAR 1978	T36	Women's 100m — T36 Women's 200m — T36		15.59 33.20	15.59 33.20
<b>Total Athletes 1</b>								
<b>HUN - Hungary</b>								
	1204	BIACSI Bernadett	29 DEC 1985	T20	Women's 1500m — T20	4:41.78	4:38.61	4:38.61
	1205	BIACSI Ilna	29 DEC 1985	T20	Women's 1500m — T20	4:27.27	4:27.27	4:27.27
<b>Total Athletes 2</b>								
<b>IRI - Islamic Republic of Iran</b>								
	1206	SEDIGHI SAGHINSARA Marziyeh	27 AUG 1975	F54	Women's Shot Put — F54/55/56	6.45	6.45	6.45
	1207	TAKTAZ Hajar	14 OCT 1976	F11	Women's Shot Put — F11/12	8.59	8.59	8.59
<b>Total Athletes 2</b>								
<b>IRL - Ireland</b>								
	1208	BARRY Orla	21 SEP 1989	F57	Women's Discus Throw — F57/58	29.65	30.48	29.65
	1209	DUNNE Ailish	20 JUL 1985	F11	Women's Shot Put — F11/12 Women's Discus Throw — F11/12	7.58 20.30	7.58 21.51	7.58 21.51
	1210	JAMESON Heather	20 MAY 1997	T37	Women's Discus Throw — F11/12 Women's 100m — T37 Women's 200m — T37	15.13 31.80	15.13 31.80	15.13 31.80
					Women's Long Jump — F37/38	3.90	3.90	3.90
	1211	LATTIMORE Nadine	15 NOV 1983	F11	Women's Shot Put — F11/12	7.57	7.68	7.68
	1212	O NEILL Catherine	4 DEC 1975	F51	Women's Shot Put — F11/12 Women's Discus Throw — F51/52/53 Women's Club Throw — F31/32/51	5.55 13.87	5.89 13.87	5.89 13.87
<b>Total Athletes 5</b>								
<b>ISL - Iceland</b>								
	1215	THORSTEINSDOTTIR Matthildur	8 APR 1997	T37	Women's 100m — T37	15.89	15.89	15.89



## Entry List by NPC

As of 30 AUG 2012

## Women

NPC	Bib	Name	Date of Birth	Sport Class	Event	Season's Best	Personal Best	Qualifying Best
	1215	THORSTEINSDOTTIR Matthildur			Women's 200m — T37	33.76	33.76	33.76
					Women's Long Jump — F37/38	4.10	4.10	4.10
<b>Total Athletes 1</b>								
<b>ITA - Italy</b>								
	1216	CAIRONI Martina	13 SEP 1989	T42	Women's 100m — T42	15.89	15.89	15.89
					Women's Long Jump — F42/44	3.80	3.80	3.80
	1217	CORSO Oxana	9 JUL 1995	T35	Women's 100m — T35	15.73	15.73	15.73
					Women's 200m — T35	33.43	33.43	33.43
	1218	LEGNANTE Assunta	14 MAY 1978	F11	Women's Shot Put — F11/12	15.89	15.89	15.89
					Women's Discus Throw — F11/12	32.72	32.72	32.72
	1219	MINETTI Annalisa	27 DEC 1976	T11	Women's 1500m — T12	4:50.55	4:50.55	4:50.55
Guide		GIOCONDI Andrea	17 JAN 1969					
	1220	STEFANINI Elisabetta	19 JUN 1983	T12	Women's 100m — T12	13.07	12.79	13.07
Guide		di MARCELLO Massimo	5 DEC 1963					
	1220	STEFANINI Elisabetta			Women's 200m — T12	27.03	26.64	26.64
Guide		di MARCELLO Massimo	5 DEC 1963					
	1220	STEFANINI Elisabetta			Women's 400m — T12	1:01.47	1:01.47	1:01.47
Guide		di MARCELLO Massimo	5 DEC 1963					
<b>Total Athletes 5</b>								
<b>JAM - Jamaica</b>								
	1223	GRANT Sylvia	8 JAN 1963	F57	Women's Javelin Throw — F57/58		20.36	20.36
<b>Total Athletes 1</b>								
<b>JPN - Japan</b>								
	1225	KATO Yuki	21 SEP 1973	T36	Women's 100m — T36	16.14	15.42	15.84
					Women's 200m — T36	34.32	32.63	33.17
	1226	KITaura Haruka	7 MAR 1992	T34	Women's 100m — T34	20.86	20.86	20.86
					Women's 200m — T34	38.36	38.36	38.36
	1227	KIYAMA Yuka	21 DEC 1983	T52	Women's 100m — T52	24.87	23.00	23.00
					Women's 200m — T52	43.02	40.18	40.18
	1228	MAKITA Sayaka	29 JUL 1985	T20	Women's 1500m — T20	4:54.45	4:49.99	4:49.99
	1229	NAKANISHI Maya	3 JUN 1985	T44	Women's 100m — T44	14.33	13.84	13.88
					Women's 200m — T44	29.60	28.74	29.60
					Women's Long Jump — F42/44	4.85	4.96	4.94
	1230	SATO Mami	12 MAR 1982	F44	Women's Long Jump — F42/44	4.56	4.56	4.56
	1231	TAKAKUWA Saki	26 MAY 1992	T44	Women's 100m — T44	14.12	13.96	13.96
					Women's 200m — T44	30.32	30.32	30.32
					Women's Long Jump — F42/44	4.37	4.37	4.37
	1232	TANAKA Teruyo	24 MAY 1959	T52	Women's 100m — T52	23.34	21.11	21.37
					Women's 200m — T52	41.83	38.83	38.83
	1233	TEMMA Yuki	26 JUL 1990	T11	Women's 100m — T11	13.57	13.57	13.57
Guide		KONDO Katsuyuki	20 NOV 1981					
	1233	TEMMA Yuki			Women's 200m — T11	27.94	27.94	27.94
Guide		KONDO Katsuyuki	20 NOV 1981					
	1234	TSUCHIDA Wakako	15 OCT 1974	T54	Women's 5000m — T54	11:57.30	11:57.30	11:57.30
					Women's Marathon — T54	1:37:37	1:34:06	1:34:06
	1235	WATANABE Shiho	23 JAN 1990	T11	Women's 100m — T11	14.55	14.55	14.55
Guide		SHIMOINABA Koki	15 FEB 1984					
					Women's Long Jump — F11/12	4.32	4.32	4.32
					Women's Discus Throw — F11/12	22.97	22.97	22.97
<b>Total Athletes 11</b>								
<b>KAZ - Kazakhstan</b>								
	1238	BAIDULDAYEVA Ainur	11 FEB 1981	T36	Women's 100m — T36	16.33	16.33	16.33



## Entry List by NPC

As of 30 AUG 2012

### Women

NPC	Bib	Name	Date of Birth	Sport Class	Event	Season's Best	Personal Best	Qualifying Best
	1238	BAIDULDAYEVA Ainur			Women's 200m — T36	37.46	36.61	36.61
<b>Total Athletes 1</b>								
<b>KEN - Kenya</b>								
	1240	MWANGI Hanah Ngendo	28 SEP 1986	T12	Women's 100m — T12		13.63	13.63
					Women's 200m — T12		29.30	29.30
	1241	ZAKAYO Mary Nakhumicha	19 APR 1979	F57	Women's 400m — T12		1:01.50	1:02.81
					Women's Shot Put — F57/58		8.30	7.91
					Women's Discus Throw — F57/58		23.65	21.94
					Women's Javelin Throw — F57/58		22.48	20.35
<b>Total Athletes 2</b>								
<b>KOR - Republic of Korea</b>								
	1242	JEON Min Jae	12 JUL 1977	T36	Women's 100m — T36	15.29	15.29	15.29
					Women's 200m — T36	32.01	32.01	32.01
	1243	KIM Sunjeong	28 OCT 1970	F31	Women's Club Throw — F31/32/51		10.40	10.40
<b>Total Athletes 2</b>								
<b>LAT - Latvia</b>								
	1244	GRUTZITE Liene	2 JUL 1986	F37	Women's Long Jump — F37/38	3.65	3.65	3.65
					Women's Shot Put — F37	8.26	8.26	8.26
	1245	KANTANE Taiga	27 MAR 1970	F37	Women's Shot Put — F37	8.99	10.01	9.24
					Women's Discus Throw — F37	24.41	24.57	24.41
<b>Total Athletes 2</b>								
<b>LES - Lesotho</b>								
	1246	LETSOARA Mary	2 JAN 1993	T13	Women's 100m — T13			
<b>Total Athletes 1</b>								
<b>LTU - Lithuania</b>								
	1247	ADOMAITIENE Ramune	5 NOV 1968	F38	Women's Long Jump — F37/38	4.63	4.65	4.65
	1248	PERMINIENE Irena	17 APR 1958	F54	Women's Shot Put — F54/55/56	6.35	6.49	6.49
<b>Total Athletes 2</b>								
<b>MAR - Morocco</b>								
	1251	EL GARAA Laila	10 JUN 1977	F40	Women's Shot Put — F40	8.06	8.54	8.54
					Women's Discus Throw — F40	26.78	26.78	26.78
	1252	EL GARRAA Najat	27 JUL 1982	F40	Women's Shot Put — F40	8.48	8.48	8.48
					Women's Discus Throw — F40	28.88	30.06	28.99
	1253	EN-NOURHI Meryem	6 NOV 1990	T12	Women's 1500m — T12	4:59.60	4:59.60	4:59.60
	Guide	SANJACH Mustapha	7 JAN 1990					
<b>Total Athletes 3</b>								
<b>MAS - Malaysia</b>								
	1254	ABDULLAH Norsyazwani Binti	6 MAR 1987	T38	Women's 100m — T38	15.17	15.17	15.17
					Women's 200m — T38	31.71	31.58	31.58
	1255	ENIKUTTY Hamela Devi	12 JAN 1990	F12	Women's Shot Put — F11/12	10.38	10.38	10.38
					Women's Discus Throw — F11/12	30.96	31.24	31.24
	1256	RAMLAN Nursuhana	4 OCT 1992	F20	Women's Shot Put — F20	10.88	10.88	10.88
<b>Total Athletes 3</b>								



## Entry List by NPC

As of 30 AUG 2012

## Women

NPC	Bib	Name	Date of Birth	Sport Class	Event	Season's Best	Personal Best	Qualifying Best
<b>MEX - Mexico</b>								
	1258	BATAZ Yazmith	15 APR 1972	T54	Women's 100m — T54	17.32	17.32	17.32
					Women's 400m — T54	58.61	58.61	58.61
					Women's 800m — T54	1:59.22	1:59.22	1:59.22
	1259	CRUZ MONROY Casandra Guadalupe	29 JUL 1994	T11	Women's 200m — T11	28.72	27.48	27.48
Guide		BLANCAS GARCIA Jovan	12 JUN 1986					
	1259	CRUZ MONROY Casandra Guadalupe			Women's 400m — T12		1:05.67	1:05.67
Guide		BLANCAS GARCIA Jovan	12 JUN 1986					
	1260	GONZALEZ SANTA CRUZ G	5 SEP 1995	T11	Women's 100m — T11	14.22	14.22	14.22
Guide		MEZQUITAN GALICIA Gabriel	7 DEC 1973					
	1261	HERNANDEZ MENDIETA Yeni Aide	31 OCT 1991	F57	Women's Long Jump — F11/12	3.91	3.91	3.91
	1262	JIMENEZ MANZANAREZ Tania Lorena	9 JUL 1982	T11	Women's Javelin Throw — F57/58	19.37	19.37	19.37
Guide		CAMPOS COLLAZO Joe Ericker	21 AUG 1993		Women's 100m — T11	13.54	13.41	13.41
	1263	MENDOZA DIAZ Leslie Lizeth	2 FEB 1990	F20	Women's Shot Put — F11/12	9.25	9.25	9.25
	1264	ORTIZ HERNANDEZ Angeles	18 FEB 1973	F58	Women's Shot Put — F20	10.04	10.04	10.04
	1265	OSORIO COTA Rita Elena	12 JUN 1976	F11	Women's Shot Put — F57/58	10.88	11.24	11.24
					Women's Shot Put — F11/12	7.61	7.61	7.61
					Women's Discus Throw — F11/12	19.14	19.57	19.14
	1266	PEREZ GARCIA Fatima Del Rocio	25 DEC 1993	T35	Women's 100m — T35	17.52	17.32	17.32
					Women's 200m — T35	37.04	36.90	36.90
	1267	RIVERA Esther	30 JUL 1964	F53	Women's Javelin Throw — F52/53/33/34	11.51	11.74	11.51
	1268	ROSALES MONTIEL Catalina	18 JAN 1966	F58	Women's Shot Put — F57/58	9.26	9.74	9.74
					Women's Discus Throw — F57/58		29.29	28.10
	1269	SALAS Estela	25 MAY 1969	F53	Women's Discus Throw — F51/52/53	12.51	12.55	12.55
					Women's Javelin Throw — F52/53/33/34	11.33	11.33	11.33
	1270	TAVERA GONZALEZ Ana Isabel	5 SEP 1987	T12	Women's 1500m — T12	5:11.34	5:09.24	5:11.34
Guide		GOMEZ HERNANDEZ Aldo	9 JAN 1987					
	1271	VALENZUELA ALVAREZ Rebeca	1 SEP 1992	F12	Women's Shot Put — F11/12	10.42	10.50	10.50
					Women's Javelin Throw — F12/13	33.07	33.07	33.07
	1272	VELASCO MALDONADO Daniela Eugenia	24 AUG 1995	T12	Women's 200m — T12	26.39	26.39	26.39
Guide		FUENTES ORTIZ Jose Guadalupe	7 JUN 1990					
	1272	VELASCO MALDONADO Daniela Eugenia			Women's 400m — T12	58.89	58.89	58.89
Guide		FUENTES ORTIZ Jose Guadalupe	7 JUN 1990					
	1273	VELAZCO REYES Jeny	22 MAR 1977	F58	Women's Javelin Throw — F57/58	19.60	30.51	30.51
<b>Total Athletes 16</b>								
<b>MNE - Montenegro</b>								
	1276	GORANOVIC Marijana	3 JAN 1989	F40	Women's Shot Put — F40	6.34	6.34	6.34
<b>Total Athletes 1</b>								
<b>MOZ - Mozambique</b>								
	1277	MUCHAVO Maria Elisa	26 JUL 1992	T12	Women's 100m — T12		13.40	13.40
					Women's 200m — T12	29.39	29.39	29.39
					Women's 400m — T12	1:05.57	1:02.02	1:02.02
<b>Total Athletes 1</b>								
<b>MRI - Mauritius</b>								
	1278	MUSTAPHA Patricia	16 MAR 1982	T54	Women's 800m — T54			
<b>Total Athletes 1</b>								
<b>MTN - Mauritania</b>								
	1279	MBODJ Fatimetou Mamadou	5 MAR 1992	F58	Women's Javelin Throw — F57/58			
<b>Total Athletes 1</b>								





## Entry List by NPC

As of 30 AUG 2012

### Women

NPC	Bib	Name	Date of Birth	Sport Class	Event	Season's Best	Personal Best	Qualifying Best
<b>NAM - Namibia</b>								
	1280	BENSON Johanna	17 FEB 1990	T37	Women's 100m — T37	15.28	14.81	15.08
					Women's 200m — T37	32.94	31.51	31.51
					Women's Long Jump — F37/38	3.79	3.79	3.79
<b>Total Athletes 1</b>								
<b>NCA - Nicaragua</b>								
	1281	BENAVIDEZ HERNANDEZ V	6 DEC 1992	T11	Women's 100m — T11			
Guide		ALVARADO ESTRADA Gema	10 MAY 1989					
	1281	BENAVIDEZ HERNANDEZ V			Women's 200m — T11			
Guide		ALVARADO ESTRADA Gema	10 MAY 1989					
<b>Total Athletes 1</b>								
<b>NED - Netherlands</b>								
	1282	PRUYSEN Iris	26 NOV 1987	T44	Women's 100m — T44	15.21	15.21	15.21
					Women's Long Jump — F42/44	4.78	4.78	4.78
	1283	SIEMONS Amy	18 MAY 1985	T34	Women's 100m — T34	18.89	18.89	18.89
					Women's 200m — T34	33.37	33.37	33.37
	1284	SMITS Marije	24 OCT 1986	T42	Women's 100m — T42	17.49	17.49	17.49
					Women's Long Jump — F42/44	3.74	3.74	3.74
	1285	van RHIJN Marlou	22 OCT 1991	T43	Women's 100m — T44	13.48	13.48	13.48
					Women's 200m — T44	27.26	27.26	27.26
	1286	VERDUIJN Suzan	28 OCT 1983	T44	Women's 100m — T44	14.53	14.02	14.02
					Women's 200m — T44		29.91	29.91
					Women's Long Jump — F42/44	5.03	5.03	5.03
	1287	VRANKEN Desiree	28 JUN 1997	T34	Women's 100m — T34	19.85	19.85	19.85
					Women's 200m — T34	36.49	36.49	36.49
<b>Total Athletes 6</b>								
<b>NEP - Nepal</b>								
	1290	BISUNKHE Maiya	5 NOV 1992	T46	Women's 100m — T46		17.36	
<b>Total Athletes 1</b>								
<b>NGR - Nigeria</b>								
	1291	IYIAZI Eucharia	19 NOV 1973	F58	Women's Shot Put — F57/58	10.62	10.62	10.62
					Women's Discus Throw — F57/58	30.24	30.24	30.24
					Women's Javelin Throw — F57/58	23.57	23.57	23.57
	1292	NNAJI Patricia Ndidi Amaka	25 OCT 1977	F55	Women's Shot Put — F54/55/56	7.69	7.69	7.69
	1293	NWAOZUZU Grace	28 JUL 1980	F58	Women's Shot Put — F57/58	7.77	7.77	7.77
					Women's Discus Throw — F57/58	32.27	32.27	32.27
	1294	UWAK Unyime	31 DEC 1996	T46	Women's 200m — T46	27.62	27.62	27.62
<b>Total Athletes 4</b>								
<b>NIG - Niger</b>								
	1295	AMADOU Kadidjatou	11 SEP 1976	F56	Women's Javelin Throw — F54/55/56			
<b>Total Athletes 1</b>								
<b>NZL - New Zealand</b>								
	1296	ROBINSON Holly	10 DEC 1994	F46	Women's Javelin Throw — F46	32.49	32.49	32.49
<b>Total Athletes 1</b>								



## Entry List by NPC

As of 30 AUG 2012

## Women

NPC	Bib	Name	Date of Birth	Sport Class	Event	Season's Best	Personal Best	Qualifying Best
<b>PAN - Panama</b>								
	1297	TAYLOR Katherina	4 OCT 1991	T11	Women's 200m — T11			
	Guide	LOMBARDO Hugo	2 NOV 1960					
	1297	TAYLOR Katherina			Women's 400m — T12			
	Guide	LOMBARDO Hugo	2 NOV 1960					
<b>Total Athletes 1</b>								
<b>PHI - Philippines</b>								
	1298	BURCE Marites	15 AUG 1975	F54	Women's Javelin Throw — F54/55/56	9.69	9.93	9.93
<b>Total Athletes 1</b>								
<b>POL - Poland</b>								
	1299	CHILEWSKA Renata	4 AUG 1966	F35	Women's Shot Put — F35/36	9.61	9.61	9.61
					Women's Discus Throw — F35/36	25.03	25.32	25.22
	1300	DURSKA Ewa	27 FEB 1977	F20	Women's Shot Put — F20	12.16	13.47	13.47
	1301	DUZIKOWSKA Anna	20 SEP 1993	T13	Women's 100m — T13	13.82	13.82	13.82
					Women's 400m — T13	1:03.74	1:03.74	1:03.74
	1302	FIODOROW Alicja	22 MAY 1985	T46	Women's 200m — T46		26.45	26.45
					Women's 400m — T46		1:01.27	1:01.27
	1303	KABIESZ Daria	7 JUL 1992	F40	Women's Shot Put — F40	8.03	8.08	8.08
					Women's Discus Throw — F40	22.47	24.21	24.21
	1304	KUCHARCZYK Karolina	24 APR 1991	F20	Women's Long Jump — F20	5.88	5.88	5.88
	1305	LANGNER Marta	29 DEC 1991	T37	Women's 100m — T37	15.32	14.60	14.60
					Women's Long Jump — F37/38	4.27	4.33	4.33
	1306	MELOCH Arleta	17 AUG 1979	T20	Women's 1500m — T20	4:25.59	4:25.59	4:25.59
	1307	NIEWIEDZIAL Barbara	1 SEP 1981	T20	Women's 1500m — T20	4:23.37	4:23.37	4:23.37
	1308	PIEKART Katarzyna	5 MAR 1986	T46	Women's 100m — T46	13.07	13.07	13.07
					Women's 200m — T46		27.74	27.74
					Women's Javelin Throw — F46	34.41	34.70	34.70
	1309	ZIELINSKA Ewa	25 DEC 1972	T42	Women's 100m — T42	17.16	17.08	17.08
					Women's Long Jump — F42/44	3.37	3.62	3.62
<b>Total Athletes 11</b>								
<b>POR - Portugal</b>								
	1312	CERQUEIRA Raquel	20 JUL 1983	F20	Women's Long Jump — F20	4.75	4.75	4.75
	1313	FERNANDES Ines	28 JUN 1988	F20	Women's Shot Put — F20	12.20	12.20	12.20
	1314	FIUZA Maria	19 DEC 1972	T12	Women's 1500m — T12	5:02.35	5:02.35	5:02.35
	Guide	CAMPOS Joao	22 SEP 1958					
<b>Total Athletes 3</b>								
<b>RSA - South Africa</b>								
	1315	HAYES Ilse	30 AUG 1985	T13	Women's 100m — T13	12.38	12.38	12.38
					Women's Long Jump — F13	5.81	5.86	5.81
	1316	LIEBENBERG Anrune	3 NOV 1992	T46	Women's 200m — T46	26.42	26.42	26.42
					Women's 400m — T46	58.09	58.09	58.09
	1317	NHLAPO Zandile	9 SEP 1984	F34	Women's Shot Put — F32/33/34	6.22	6.81	6.81
					Women's Javelin Throw — F52/53/33/34	15.11	20.55	15.11
	1318	PRETORIUS Johanna	3 SEP 1993	T13	Women's 100m — T13	13.18	12.91	12.91
					Women's Long Jump — F13	5.60	5.60	5.60
	1319	SITU Ntombizanele	19 JAN 1971	F54	Women's Javelin Throw — F54/55/56	16.79	16.79	16.79
	1320	van ZYL Chenelle	30 MAY 1984	F35	Women's Shot Put — F35/36	9.18	9.18	9.18
					Women's Discus Throw — F35/36	27.39	27.39	27.39
<b>Total Athletes 6</b>								
<b>RUS - Russian Federation</b>								
		Russian Federation			Women's 4 x 100m Relay — T35-38	54.77		54.77



## Entry List by NPC

As of 30 AUG 2012

### Women

NPC	Bib	Name	Date of Birth	Sport Class	Event	Season's Best	Personal Best	Qualifying Best
	1325	GONCHAROVA Margarita						
	1327	IVANOVA Elena						
	1329	OVSYANNIKOVA Anastasiya						
	1334	SERGEEVA Svetlana						
	1337	TRUSHNIKOVA Evgeniya						
	1323	BURDYKINA Elena	8 MAY 1988	F34	Women's Shot Put — F32/33/34	7.27	7.27	7.27
					Women's Javelin Throw — F52/53/33/34	13.41	19.50	13.88
	1324	DORONINA Veronika	14 DEC 1995	F34	Women's Shot Put — F32/33/34	7.56	7.56	7.56
					Women's Javelin Throw — F52/53/33/34	18.44	18.44	18.44
	1325	GONCHAROVA Margarita	14 MAR 1991	T38	Women's 100m — T38	13.70	13.54	13.54
					Women's 200m — T38	29.07	28.05	28.05
					Women's Long Jump — F37/38	5.04	5.04	5.04
	1326	GUDKOVA Nataliya	15 DEC 1974	F46	Women's Javelin Throw — F46	39.13	39.13	39.13
	1327	IVANOVA Elena	2 APR 1988	T36	Women's 100m — T36	14.55	14.39	14.39
					Women's 200m — T36	30.61	29.90	29.90
	1328	MOGUCHAYA Alexandra	18 AUG 1990	T46	Women's 200m — T46	27.94	27.68	27.68
					Women's 400m — T46	1:02.30	1:02.30	1:02.30
	1329	OVSYANNIKOVA Anastasiya	20 OCT 1988	T37	Women's 100m — T37	14.77	14.77	14.77
					Women's 200m — T37	30.35	30.35	30.35
					Women's 400m — T37	1:09.93	1:09.93	1:09.93
	1330	PAUTOVA Elena	22 JAN 1986	T12	Women's 1500m — T12	4:39.83	4:36.38	4:39.58
	1331	PROKOFYEVA Marta	31 OCT 1987	F12	Women's Shot Put — F11/12	12.56	12.56	12.56
	1332	RODOMAKINA Nikol	14 FEB 1993	T46	Women's 100m — T46	12.51	12.28	12.50
					Women's 200m — T46	25.96	25.62	25.81
					Women's Long Jump — F46	5.47	5.67	5.67
	1333	SAKHIBZADAEVA Aygyul	12 APR 1990	T36	Women's 100m — T36	15.17	15.08	15.08
					Women's 200m — T36	32.88	31.81	32.85
	1334	SERGEEVA Svetlana	26 MAR 1986	T37	Women's 100m — T37	14.78	14.64	14.64
					Women's 200m — T37	31.12	30.38	30.38
	1335	SERGIENKO Olga	11 SEP 1971	F57	Women's Shot Put — F57/58	8.41	8.51	8.41
					Women's Javelin Throw — F57/58	22.06	22.06	22.06
	1336	SOROKINA Anna	27 JUN 1992	F12	Women's Javelin Throw — F12/13	34.88	34.88	34.88
	1337	TRUSHNIKOVA Evgeniya	23 FEB 1985	T37	Women's 200m — T37	32.31	31.89	31.89
					Women's 400m — T37	1:08.35	1:08.35	1:08.35
	1338	VOLIK Larisa	27 AUG 1982	F57	Women's Shot Put — F57/58	9.54	10.01	10.01
					Women's Discus Throw — F57/58	25.26	26.45	26.45
					Women's Javelin Throw — F57/58	18.91	19.72	19.72
	1339	ZHUKOVA Krestina	9 NOV 1990	F20	Women's Long Jump — F20	5.44	5.44	5.44
<b>Total Athletes 17</b>								
<b>SAM - Samoa</b>								
	1342	VILIAMU Leitu	28 MAR 1994	F42	Women's Shot Put — F42/44			
<b>Total Athletes 1</b>								
<b>SLO - Slovenia</b>								
	1343	CERKVENIK Tanja	17 MAY 1976	F55	Women's Shot Put — F54/55/56	6.96	7.41	7.41
					Women's Javelin Throw — F54/55/56	19.90	21.94	20.27
	1344	MAJGEN Tatjana	2 JAN 1978	F54	Women's Shot Put — F54/55/56	6.31	6.82	6.82
					Women's Javelin Throw — F54/55/56	13.83	14.89	14.89
<b>Total Athletes 2</b>								
<b>SOL - Solomon Islands</b>								
	1345	SAOHAGA Hellen Glenda	12 DEC 1987	F57	Women's Shot Put — F57/58			
<b>Total Athletes 1</b>								



## Entry List by NPC

As of 30 AUG 2012

## Women

NPC	Bib	Name	Date of Birth	Sport Class	Event	Season's Best	Personal Best	Qualifying Best
<b>SRB - Serbia</b>								
	1346	DRAGIC Tanja	15 MAY 1991	F12	Women's Javelin Throw — F12/13	37.85	37.85	37.85
<b>Total Athletes 1</b>								
<b>SRI - Sri Lanka</b>								
	1348	LALLWALA PALLIYAGURUNNANS A.I.K.	30 JUL 1986	T46	Women's 100m — T46	14.22	14.22	14.22
					Women's 200m — T46	29.54	29.54	29.54
<b>Total Athletes 1</b>								
<b>SUI - Switzerland</b>								
	1349	GRAF Sandra	9 DEC 1969	T54	Women's 5000m — T54	11:51.72	11:17.39	11:51.72
					Women's Marathon — T54	1:54.43	1:44.40	1:45.37
	1350	HELBLING Alexandra	25 OCT 1993	T54	Women's 100m — T54	18.67	18.06	18.67
					Women's 800m — T54	1:55.66	1:55.66	1:55.66
					Women's 1500m — T54	3:35.50	3:35.50	3:35.50
	1351	KELLER Patricia	26 SEP 1989	T54	Women's 400m — T54	1:02.14	1:00.01	1:00.01
					Women's 5000m — T54	12:28.35	12:21.35	12:28.35
					Women's Marathon — T54	2:00:52	2:00:52	2:00:52
	1352	SCHAER Manuela	5 DEC 1984	T54	Women's 100m — T54	16.65	16.48	16.48
					Women's 400m — T54	56.21	56.21	56.21
					Women's 800m — T54	1:49.66	1:49.66	1:49.66
	1353	WOLF Edith	30 JUL 1972	T54	Women's 400m — T54	56.93	55.08	55.08
					Women's 800m — T54	1:50.54	1:49.85	1:49.85
					Women's 1500m — T54	3:28.47	3:28.47	3:28.47
					Women's 5000m — T54	11:51.31	11:51.31	11:51.31
					Women's Marathon — T54	1:49:09	1:49:09	1:49:09
<b>Total Athletes 5</b>								
<b>SVK - Slovakia</b>								
	1356	GAJARSKA Lenka	6 APR 1985	F46	Women's Long Jump — F46	4.70	5.13	4.70
	1357	KOLNIKOVA Hanka	19 JUL 1989	T12	Women's 100m — T12	12.96	12.68	12.75
	Guide	SURGAC Jan	14 SEP 1960					
	1357	KOLNIKOVA Hanka			Women's 200m — T12	26.06	26.06	26.06
	Guide	SURGAC Jan	14 SEP 1960					
<b>Total Athletes 2</b>								
<b>SWE - Sweden</b>								
	1358	ERIKSSON Emma	24 SEP 1993	F20	Women's Long Jump — F20	4.68	4.68	4.68
	1359	WALLENGREN Gunilla	2 MAY 1979	T54	Women's 400m — T54	1:00.15	58.12	58.12
					Women's 800m — T54	1:53.82	1:51.74	1:52.05
					Women's 1500m — T54	3:35.73	3:29.56	3:35.73
<b>Total Athletes 2</b>								
<b>THA - Thailand</b>								
	1360	KHAMSUK Surang	8 AUG 1977	F46	Women's Javelin Throw — F46		28.55	28.55
<b>Total Athletes 1</b>								
<b>TPE - Chinese Taipei</b>								
	1361	LIU Ya-Ting	2 AUG 1991	T13	Women's 100m — T13		14.37	
					Women's Javelin Throw — F12/13		28.00	28.00
	1362	TUNG Ting-Fen	27 OCT 1992	F13	Women's Javelin Throw — F12/13		20.47	20.47
<b>Total Athletes 2</b>								



## Entry List by NPC

As of 30 AUG 2012

### Women

NPC	Bib	Name	Date of Birth	Sport Class	Event	Season's Best	Personal Best	Qualifying Best
<b>TUN - Tunisia</b>								
	1363	AIDI Hania	10 DEC 1977	F54	Women's Shot Put — F54/55/56	5.91	6.70	6.29
					Women's Javelin Throw — F54/55/56		17.27	17.27
	1364	BAHI Neda	1 JAN 1992	T37	Women's 100m — T37	15.00	14.80	14.80
					Women's 200m — T37	30.21	30.21	30.21
					Women's 400m — T37	1:07.72	1:07.72	1:07.72
					Women's Long Jump — F37/38	4.20	4.27	4.27
	1365	BEN JEMAA Youssa	22 AUG 1986	T34	Women's 100m — T34	22.46	20.54	20.54
					Women's 200m — T34	42.75	42.22	42.75
					Women's Javelin Throw — F52/53/33/34	17.40	19.07	19.07
	1366	BENHAJ AHMED Rabia	15 DEC 1982	F20	Women's Long Jump — F20	5.09	5.09	5.09
	1367	BOUSAID Somaya	5 MAY 1980	T13	Women's 100m — T13		13.31	13.31
					Women's 400m — T13		56.77	56.77
	1368	CHELHI Dhouha	24 APR 1992	F51	Women's Discus Throw — F51/52/53	4.84	4.84	4.84
					Women's Club Throw — F31/32/51	9.70	9.70	9.70
	1369	IBRAHMI Maroua	19 SEP 1988	F32	Women's Shot Put — F32/33/34	5.80	5.80	5.80
					Women's Club Throw — F31/32/51	20.92	21.08	21.08
	1370	MANSOUR Sonia	6 SEP 1988	T38	Women's 100m — T38	14.57	13.95	13.95
					Women's 200m — T38	30.17	28.66	28.66
	1371	NAFATI Fadhila	10 OCT 1987	F54	Women's Shot Put — F54/55/56	6.67	6.67	6.67
	1372	NAILI Aida	3 JUN 1988	T20	Women's 1500m — T20	4:51.20	4:46.49	4:46.49
	1373	NAYLI Saida	25 OCT 1992	F32	Women's Club Throw — F31/32/51	17.52	17.52	17.52
	1374	RZOUGA Bochra	8 JUN 1979	F53	Women's Discus Throw — F51/52/53	12.69	12.69	12.69
	1375	TLILI Raoua	5 OCT 1989	F40	Women's Shot Put — F40	9.34	10.00	10.00
					Women's Discus Throw — F40	31.00	31.00	31.00

Total Athletes 13

### TUR - Turkey

	1378	OZCAN Sumeyye	15 JAN 1992	T11	Women's 1500m — T12	5:23.17	5:23.17	5:23.17
	Guide	KIZILKAYA Ibrahim	2 JAN 1992					
	1379	TAHTAKALE Aysegul	14 JUL 1988	F20	Women's Shot Put — F20	9.08	9.08	9.08

Total Athletes 2

### UAE - United Arab Emirates

	1380	ALBALOOSHI Sakina	1 JUL 1984	F32	Women's Club Throw — F31/32/51	15.53	15.53	15.53
	1381	ALRASHEEDY Siham	8 SEP 1982	F57	Women's Discus Throw — F57/58	25.17	25.43	25.43
					Women's Javelin Throw — F57/58	18.22	18.22	18.22
	1382	ALZAABI Thuraya	10 MAR 1970	F34	Women's Shot Put — F32/33/34	6.49	6.56	6.56
					Women's Javelin Throw — F52/53/33/34	13.64	15.66	15.66
	1383	MATROUSHI Mariam	7 NOV 1986	F46	Women's Javelin Throw — F46	31.25	31.25	31.25

Total Athletes 4

### UGA - Uganda

	1384	AKULLO Christine	23 JUN 1990	T13	Women's 100m — T13		13.24	13.24
					Women's 400m — T13		1:04.46	1:04.46

Total Athletes 1

### UKR - Ukraine

		Ukraine			Women's 4 x 100m Relay — T35-38			55.07
	1389	KRAVCHENKO Viktoriya						
	1390	KRECHUNYAK Oksana						
	1395	SNISAR Maryna						
	1396	STRYZHAK Inna						
	1385	BOTURCHUK Oxana	12 SEP 1984	T12	Women's 100m — T12		12.56	12.56
					Women's 200m — T12		26.22	26.22



## Athletics



## Entry List by NPC

As of 30 AUG 2012

## Women

NPC	Bib	Name	Date of Birth	Sport Class	Event	Season's Best	Personal Best	Qualifying Best
	1385	BOTURCHUK Oxana			Women's 400m — T12		56.84	56.84
	1386	GLIEBOVA Olena	19 JAN 1981	T13	Women's 100m — T13	12.40	12.40	12.40
					Women's 400m — T13	59.22	59.22	59.22
	1387	ILCHYNA Orysia	11 MAR 1990	F12	Women's Shot Put — F11/12	11.30	12.30	11.54
					Women's Discus Throw — F11/12	36.53	38.86	38.86
	1388	KORUNCHAK Iulia	9 AUG 1991	F13	Women's Long Jump — F13	4.89	5.30	5.10
	1389	KRAVCHENKO Viktoriya	18 JAN 1979	T37	Women's 100m — T37	14.37	14.00	14.00
					Women's 200m — T37	30.43	30.37	30.37
					Women's 400m — T37		1:09.26	1:09.26
	1390	KRECHUNYAK Oksana	25 APR 1981	T37	Women's 100m — T37	14.75	14.56	14.56
					Women's 200m — T37		30.84	30.84
	1391	KUDELYA Svitlana	22 JAN 1992	F20	Women's Shot Put — F20	12.60	12.60	12.60
	1392	MALCHYK Alla	13 SEP 1977	F36	Women's Shot Put — F35/36	8.76	9.57	9.57
					Women's Discus Throw — F35/36	20.99	22.18	22.18
	1393	MYSNYK Anastasiia	19 FEB 1991	F20	Women's Shot Put — F20	11.62	12.04	12.04
	1394	POMAZAN Mariia	15 OCT 1988	F35	Women's Shot Put — F35/36	11.34	11.34	11.34
					Women's Discus Throw — F35/36	28.88	28.88	28.88
	1395	SNISAR Maryna	16 AUG 1983	T37	Women's 200m — T37		30.74	30.74
					Women's 400m — T37	1:07.90	1:07.90	1:07.90
	1396	STRYZHAK Inna	11 JUN 1985	T38	Women's 100m — T38		13.49	13.49
					Women's 200m — T38		28.32	28.32
					Women's Long Jump — F37/38	4.96	4.96	4.96
	1397	YASEVYCH Viktorya	13 SEP 1984	F37	Women's Shot Put — F37	9.42	9.45	9.45
					Women's Discus Throw — F37	28.04	28.14	28.14
	1398	ZUBKOVSKA Oksana	15 JUL 1981	F12	Women's Long Jump — F11/12		6.00	6.00

Total Athletes 14

## USA - United States of America

	1401	COLE Zena	18 MAR 1957	F51	Women's Discus Throw — F51/52/53	5.68	5.68	5.68
					Women's Club Throw — F31/32/51	13.67	13.67	13.67
	1402	DEWALD Carleigh	8 JUN 1995	T34	Women's 100m — T34	21.05	21.05	21.05
					Women's 200m — T34	38.27	38.27	38.27
	1403	FORBER PRATT Anjali	22 JUN 1984	T53	Women's 100m — T53	17.06	16.85	16.85
					Women's 200m — T53	29.74	29.16	29.16
					Women's 400m — T53	56.90	56.40	56.40
	1404	GALLI Jessica	1 DEC 1983	T53	Women's 100m — T53	16.55	16.55	16.55
					Women's 200m — T53	28.93	28.93	28.93
					Women's 400m — T53	56.00	56.00	56.00
					Women's 800m — T53	1:51.97	1:51.97	1:51.97
	1405	HOLMES April	11 MAR 1973	T44	Women's 100m — T44	13.46	13.27	13.27
					Women's 200m — T44	28.43	28.43	28.43
	1406	LEITNER Cheryl	4 APR 1983	T52	Women's 100m — T52	22.49	21.38	22.49
					Women's 200m — T52	41.99	40.58	41.99
	1407	MADSEN Angela	10 MAY 1960	F56	Women's Shot Put — F54/55/56	9.43	9.43	9.43
					Women's Javelin Throw — F54/55/56	19.58	19.58	19.58
	1408	MAZYCK Cece	13 JUN 1976	F57	Women's Javelin Throw — F57/58	20.64	20.64	20.64
	1409	McFADDEN Hannah	23 JAN 1996	T54	Women's 100m — T54	17.57	17.57	17.57
	1410	McFADDEN Tatyana	21 APR 1989	T54	Women's 100m — T54	16.02	16.02	16.02
					Women's 400m — T54	54.00	54.00	54.00
					Women's 800m — T54	1:46.97	1:46.97	1:46.97
					Women's 1500m — T54	3:22.41	2:27.16	3:22.41
					Women's Marathon — T54	2:05:38	1:45:00	1:45:00
	1411	McGRORY Amanda	9 JUN 1986	T53	Women's 800m — T53	1:51.80	1:51.80	1:51.80
					Women's 1500m — T54	3:23.02	3:23.02	3:23.02
					Women's 5000m — T54	11:51.38	11:51.38	11:51.38
					Women's Marathon — T54	1:36:39	1:36:39	1:36:39
	1412	MESSER Kristen	18 MAR 1987	T33	Women's 100m — T34	21.65	21.24	21.24
					Women's 200m — T34	40.22	38.78	38.78
	1413	MITCHELL Cassie	8 JUN 1981	T52	Women's 100m — T52	20.97	20.97	20.97





## Entry List by NPC

As of 30 AUG 2012

### Women

NPC	Bib	Name	Date of Birth	Sport Class	Event	Season's Best	Personal Best	Qualifying Best
	1413	MITCHELL Cassie			Women's 200m — T52	38.09	38.09	38.09
					Women's Discus Throw — F51/52/53	12.44	12.44	12.44
	1414	MORGAN Kerry	11 JUN 1974	T52	Women's 100m — T52	20.22	20.22	20.22
					Women's 200m — T52	35.68	35.68	35.68
	1415	REILLY Shirley	29 MAY 1985	T53	Women's 400m — T53	55.27	55.27	55.27
					Women's 800m — T53	1:51.41	1:51.41	1:51.41
					Women's 1500m — T54	3:22.37	3:22.37	3:22.37
					Women's 5000m — T54	11:50.17	11:50.17	11:50.17
					Women's Marathon — T54	1:37:36	1:37:36	1:37:36
	1416	SCARONI Susannah	16 MAY 1991	T54	Women's Marathon — T54	1:50:06	1:50:06	1:50:06
	1417	SCHWAB Christina	31 JUL 1980	T54	Women's 400m — T54	57.10	57.10	57.10
					Women's 800m — T54	1:50.96	1:50.96	1:50.96
					Women's 5000m — T54	11:57.70	11:57.70	11:57.70
					Women's Marathon — T54	1:49:33	1:41:02	1:41:02
	1418	SULLIVAN Katy	6 DEC 1979	T42	Women's 100m — T42	17.35	17.35	17.35
	1419	WEBER Amberlynn	27 OCT 1993	T54	Women's 100m — T54	17.56	17.56	17.56
					Women's 400m — T54	58.99	58.99	58.99
					Women's 800m — T54	1:54.12	1:54.12	1:54.12
<b>Total Athletes 19</b>								
<b>UZB - Uzbekistan</b>								
	1422	IBRAGIMOVA Miyassar	23 NOV 1988	T12	Women's 100m — T12	13.04	13.04	13.04
<b>Total Athletes 1</b>								
<b>VEN - Venezuela</b>								
	1423	BETHANCOURT Mariel	31 MAR 1988	F46	Women's Javelin Throw — F46	28.20	28.47	28.47
	1424	COHEN Yomaira	25 DEC 1982	F37	Women's Shot Put — F37	8.45	8.45	8.45
					Women's Discus Throw — F37	25.04	25.04	25.04
					Women's Javelin Throw — F37/38	24.60	26.04	26.04
	1426	GUERRERO Eddy	26 NOV 1989	F20	Women's Shot Put — F20		9.61	9.61
	1427	PINTO Yuclesy	11 APR 1981	F11	Women's Shot Put — F11/12	7.57	8.07	8.07
<b>Total Athletes 4</b>								
<b>VIE - Vietnam</b>								
	1430	NGUYEN Thi Hai	17 APR 1985	F58	Women's Discus Throw — F57/58	28.50	28.50	28.50
					Women's Javelin Throw — F57/58	24.30	24.30	24.30
<b>Total Athletes 1</b>								
<b>ZAM - Zambia</b>								
	1431	MUTALE Rhodah	19 JUN 1970	F58	Women's Shot Put — F57/58			
<b>Total Athletes 1</b>								

**NOTES**

All corrections until the qualifications are available in INFO



## Entry List by Event

As of 30 AUG 2012

### Men's 100m — T11

Bib	Name	NPC Code	Date of Birth	Sport Class	Season's Best	Personal Best	Qualifying Best
2020	ARMANDO Jose Sayovo	ANG	3 MAR 1973	T11	11.66	11.50	11.66
Guide	PALANCA Nicolau	ANG	15 NOV 1988				
2021	SANTOS Octavio Angelo Dos	ANG	2 SEP 1981	T11	12.12	11.74	12.12
Guide	MARITI Abel Pires Maquina	ANG	7 JUL 1977				
2060	MURADOV Elchin	AZE	1 SEP 1989	T11	11.49	10.66	11.49
Guide	SETIN Pavel	AZE	17 SEP 1988				
2090	PRADO Lucas	BRA	27 MAY 1985	T11	11.35	11.15	11.15
Guide	BARBOSA dos SANTOS Justino	BRA	8 FEB 1985				
2098	SILVA Daniel	BRA	15 JUN 1979	T11	11.48	11.46	11.46
Guide	de OLIVEIRA SALES Heitor	BRA	28 DEC 1984				
2085	GOMES Felipe	BRA	26 APR 1986	T11	11.50	11.23	11.23
Guide	SOUZA LOPES Leonardo	BRA	2 APR 1987				
2168	XUE Lei	CHN	25 JAN 1988	T11	11.46	11.28	11.28
Guide	WANG Lin	CHN	6 OCT 1988				
2155	SHANG Baolong	CHN	5 SEP 1987	T11	11.62	11.53	11.53
Guide	SHI Yang	CHN	7 JAN 1992				
2263	PORRAS Xavier	ESP	22 AUG 1981	T11	11.88	11.88	11.88
Guide	MARTIN PANADES Enric	ESP	18 AUG 1980				
2262	PAREJO MAZA Martin	ESP	15 JUL 1989	T11	12.11	12.11	12.11
Guide	BORRISSE ROLDAN Joan	ESP	17 DEC 1990				
2558	SHIKONGO Ananias	NAM	21 JUL 1986	T11	11.76	11.76	11.76
Guide	TJIVIJU Even	NAM	2 FEB 1992				
2568	RANA Bikram Bahadur	NEP	28 SEP 1980	T11			
Guide	SHRESTHA Lila Kumar	NEP	2 MAR 1967				
2572	ROTAWO Olusegun Francis	NGR	26 JUN 1981	T11	11.56	11.56	11.56
Guide	OLALEYE Taiwo	NGR	23 MAR 1991				
2616	BAPTISTA Firmino	POR	13 OCT 1977	T11	11.71	11.71	11.71
Guide	VITAL Ivo	POR	9 AUG 1988				
2669	KOPTEV Andrey	RUS	28 FEB 1984	T11		11.44	11.44
Guide	PETRICHENKO Sergey	RUS	5 MAY 1987				
2743	JORCHUY Kitsana	THA	23 JUL 1976	T11	12.01	11.91	11.91
Guide	SRIKHAMPHAN Patchai	THA	11 JUL 1981				
2817	BROWN David	USA	19 OCT 1992	T11	11.37	11.37	11.37
Guide	SLADE Rolland	USA	1 MAR 1985				
2827	GILLETTE Elexis	USA	19 OCT 1984	T11	11.51	11.46	11.46
Guide	WILLIAMS Wesley	USA	13 AUG 1982				

**Total number of entries: 18**



## Entry List by Event

As of 30 AUG 2012

### Men's 100m — T12

Bib	Name	NPC Code	Date of Birth	Sport Class	Season's Best	Personal Best	Qualifying Best
2169	YANG Yuqing	CHN	15 JAN 1982	T12	11.54	11.26	11.36
2148	LI Yansong	CHN	17 JUN 1982	T12		11.08	11.27
2265	RODRIGUEZ Maximiliano	ESP	1 MAR 1988	T12	16.49	11.01	11.36
2347	ULBRICHT Thomas	GER	10 JUL 1985	T12	11.25	11.25	11.25
2415	KADHIM Ahmed Abdul Amir	IRQ	9 FEB 1995	T12	11.80	11.09	11.09
2532	GONZALEZ SAUCEDA Jorge Benjamin	MEX	30 DEC 1993	T12	11.63	11.56	11.56
2600	MICHALSKI Mateusz	POL	29 AUG 1987	T12	10.85	10.85	10.85
2615	ALVES Rodolfo	POR	13 AUG 1976	T12	11.55	11.55	11.55
2624	POTRA Gabriel	POR	27 JUN 1980	T12	11.56	11.34	11.34
Guide	PACHECO Ricardo	POR	31 OCT 1983				
2684	TRIKOLICH Fedor	RUS	2 MAR 1985	T12	10.95	10.95	10.95
2740	CHAIYA Somdech	THA	31 AUG 1991	T12		11.47	11.47
2829	JAMISON Josiah	USA	18 AUG 1982	T12	11.17	11.14	11.17
Guide	AVERY Jerome	USA	22 DEC 1978				

**Total number of entries: 12**



## Entry List by Event

As of 30 AUG 2012

## Men's 100m — T13

Bib	Name	NPC Code	Date of Birth	Sport Class	Season's Best	Personal Best	Qualifying Best
2079	ANDRADE Andre	BRA	4 JAN 1981	T13	11.35	11.14	11.14
2111	ZLATANOV Radoslav	BUL	14 DEC 1987	T13	11.57	10.83	11.30
2116	DOLFO Braedon Samuel	CAN	28 NOV 1993	T13	11.37	11.34	11.34
2211	GUTIERREZ Luis Felipe	CUB	9 JAN 1988	T13		10.86	10.86
2259	MUNAR MARTINEZ Joan	ESP	1 FEB 1996	T13	11.35	11.35	11.35
2408	SMYTH Jason	IRL	4 JUL 1987	T13	10.24	10.24	10.24
2506	CHAQUI Ayoub	MAR	20 AUG 1990	T13		11.56	11.56
2589	FANNOUNA Mohammed	PLE	3 APR 1980	T13		11.81	11.81
2641	NTUTU Jonathan	RSA	4 FEB 1986	T13	11.13	10.99	11.06
2673	LABZIN Alexey	RUS	7 DEC 1978	T13		11.03	11.03
2674	LOGINOV Artem	RUS	23 JUN 1991	T13		10.98	10.98
2715	HANDLER Philipp	SUI	8 OCT 1991	T13	11.41	11.41	11.41
2721	MISASI Biondi	SUR	27 OCT 1990	T13		11.74	11.74
2747	LAMSAN Songwut	THA	27 MAY 1990	T13		11.48	11.61

**Total number of entries: 14**



## Entry List by Event

As of 30 AUG 2012

## Men's 100m — T34

Bib	Name	NPC Code	Date of Birth	Sport Class	Season's Best	Personal Best	Qualifying Best
2037	McCRACKEN Rheed	AUS	20 JAN 1997	T34	16.23	16.23	16.23
2115	DEWITT Nathan	CAN	22 DEC 1990	T34	16.89	16.89	16.89
2294	MOBRE Sebastien	FRA	29 JUL 1981	T34	16.52	16.52	16.52
2308	CARTER Jamie	GBR	18 NOV 1994	T34	17.38	17.38	17.38
2448	KOBATA Atsuro	JPN	27 NOV 1993	T34	18.02	17.77	17.77
2488	ALMUTAIRI Ahmad	KUW	13 MAY 1994	T33	18.57	18.17	18.17
2563	RUSCH Stefan	NED	31 MAY 1993	T34	16.75	16.75	16.75
2564	SCHUILING Henk	NED	1 AUG 1983	T34	17.64	17.64	17.64
2717	MITIC Bojan	SUI	27 AUG 1985	T34	16.08	16.08	16.08
2770	KTILA Walid	TUN	20 JUL 1985	T34	15.69	15.33	15.67
2789	HAMMADI Mohamed	UAE	13 JUL 1985	T34	17.60	16.69	16.69
2838	PRUITT Austin	USA	23 AUG 1994	T34	16.88	16.88	16.88

Total number of entries: 12




## Entry List by Event

As of 30 AUG 2012

## Men's 100m — T35

Bib	Name	NPC Code	Date of Birth	Sport Class	Season's Best	Personal Best	Qualifying Best
2008	BOUKHALFA Allel	ALG	17 FEB 1988	T35	13.24	13.24	13.24
2024	BARRETO Hernan	ARG	14 APR 1991	T35	13.14	13.14	13.14
2138	FU Xinhan	CHN	27 NOV 1984	T35		12.90	12.90
2314	HOWE Jordan	GBR	12 OCT 1995	T35	13.04	13.04	13.04
2322	RUDDOCK Sam	GBR	19 FEB 1990	T35	13.80	13.80	13.80
2345	STEIN Niels	GER	13 AUG 1991	T35	13.62	13.58	13.58
2535	MARQUEZ JR VILLANUEVA Pedro	MEX	22 AUG 1989	T35	14.72	14.59	14.59
2639	MOKGALAGADI Teboho	RSA	29 NOV 1983	T35	13.02	12.96	12.96
2676	OTLEYKIN Ivan	RUS	7 JAN 1991	T35	13.89	13.81	13.81
2658	BUBNOV Anton	RUS	18 JAN 1996	T35	13.94	13.94	13.94
2808	TSARUK Iurii	UKR	2 MAY 1987	T35	14.02	14.02	14.02

**Total number of entries: 11**



## Entry List by Event

As of 30 AUG 2012

### Men's 100m — T36

Bib	Name	NPC Code	Date of Birth	Sport Class	Season's Best	Personal Best	Qualifying Best
2132	CHE Mian	CHN	27 APR 1983	T36		12.31	12.31
2167	XU Ran	CHN	15 MAY 1986	T36		12.54	12.54
2305	BALLARD Graeme	GBR	19 JUN 1979	T36	11.98	11.98	11.98
2323	RUSHGROVE Ben	GBR	23 FEB 1988	T36	12.45	12.25	12.25
2374	SO Wa Wai	HKG	6 OCT 1981	T36		12.17	12.17
2465	KHARLAMOV Sergey	KAZ	13 DEC 1970	T36	14.00	14.00	14.00
2547	ZERTUCHE RODRIGUEZ Norberto Manuel	MEX	31 JUL 1991	T36	13.28	13.28	13.28
2601	MIELCZAREK Marcin	POL	11 NOV 1982	T36	12.78	12.58	12.58
2682	SHVETCOV Evgenii	RUS	28 FEB 1988	T36	12.16	12.16	12.16
2686	ZHIRNOV Andrey	RUS	6 DEC 1989	T36	13.03	12.53	12.53
2805	PAVLYK Roman	UKR	1 DEC 1983	T36	12.44	12.26	12.26
2821	CLEMENS Chris	USA	15 NOV 1973	T36	12.70	12.70	12.70

**Total number of entries: 12**





## Entry List by Event

As of 30 AUG 2012

### Men's 100m — T37

Bib	Name	NPC Code	Date of Birth	Sport Class	Season's Best	Personal Best	Qualifying Best
2011	HAMDI Sofiane	ALG	22 AUG 1989	T37	11.76	11.76	11.76
2084	FERRARI Lucas	BRA	11 SEP 1989	T37	12.33	12.26	12.26
2149	LIANG Yongbin	CHN	25 MAY 1988	T37		11.79	11.79
2154	MA Yuxi	CHN	21 MAR 1979	T37		11.81	11.91
2156	SHANG Guangxu	CHN	8 MAY 1995	T37		12.19	12.19
2241	MOHAMED Mostafa Fathalla	EGY	16 JUN 1987	T37	11.89	11.61	11.61
2315	JONES Rhys	GBR	30 JUN 1994	T37	12.25	12.25	12.25
2528	CARDOZO SANCHEZ Benjamin Ivan	MEX	30 MAY 1985	T37	12.71	12.60	12.60
2561	BOS Jelmar	NED	31 AUG 1990	T37	12.15	11.89	11.89
2649	van der MERWE Fanie	RSA	25 FEB 1986	T37	11.52	11.52	11.52
2635	du TOIT Charl	RSA	26 MAR 1993	T37	12.04	12.04	12.04
2633	DALLE AVE Andrea	RSA	30 DEC 1992	T37	12.39	12.39	12.39
2663	KAPRANOV Roman	RUS	7 NOV 1983	T37	11.93	11.79	11.79
2668	KHUGAEV Gocha	RUS	16 JUL 1984	T37	12.00	12.00	12.00
2657	BARINOV Vladislav	RUS	10 JAN 1982	T37	13.13	12.54	12.58
2857	HOUSSIMOLI Marcel	VAN	21 JUL 1988	T37			
2865	MONTEROLA Omar	VEN	1 AUG 1987	T37	11.87	11.74	11.74

**Total number of entries: 17**



## Entry List by Event

As of 30 AUG 2012

## Men's 100m — T38

Bib	Name	NPC Code	Date of Birth	Sport Class	Season's Best	Personal Best	Qualifying Best
2040	O'HANLON Evan	AUS	4 MAY 1988	T38	10.88	10.88	10.88
2089	PINHEIRO Edson	BRA	3 JUN 1979	T38	11.96	11.47	11.47
2178	ZHOU Wenjun	CHN	1 JUL 1986	T38		11.26	11.26
2225	WURM Patrik	CZE	2 MAR 1994	T38	11.98	11.98	11.98
2248	ALBALADEJO MARTINEZ Lorenzo	ESP	4 MAY 1990	T38	11.80	11.80	11.80
2581	ALI Haider	PAK	12 DEC 1984	T38		11.95	11.95
2632	BUIS Dyan	RSA	30 NOV 1990	T38	11.29	11.29	11.29
2764	CHIDA Mohamed Farhat	TUN	11 SEP 1982	T38	11.52	11.25	11.25
2806	SENYK Mykyta	UKR	9 FEB 1990	T38	11.47	11.47	11.47

**Total number of entries: 9**



## Entry List by Event

As of 30 AUG 2012

## Men's 100m — T42

Bib	Name	NPC Code	Date of Birth	Sport Class	Season's Best	Personal Best	Qualifying Best
2022	PILGRIM Jamol Allan	ANT	24 JAN 1991	T42			
2042	REARDON Scott	AUS	15 MAY 1990	T42	12.72	12.72	12.72
2114	CONNOR Earle	CAN	30 JUL 1976	T42	12.45	12.14	12.55
2233	JORGENSEN Daniel	DEN	3 JUN 1993	T42	13.59	13.31	13.31
2290	KAYITARE Clavel	FRA	1 JAN 1986	T42	12.92	12.60	12.60
2328	WHITEHEAD Richard	GBR	19 JUL 1976	T42	13.33	13.33	13.33
2340	POPOW Heinrich	GER	14 JUL 1983	T42	12.64	12.29	12.56
2335	CZYZ Wojtek	GER	30 JUL 1980	T42		12.26	12.47
2421	SVEINSSON Helgi	ISL	11 JUN 1979	T42	14.82	14.82	14.82
2460	YAMAMOTO Atsushi	JPN	19 APR 1982	T42	12.94	12.73	12.73
2845	VANCE Shaquille	USA	22 MAR 1991	T42	13.08	12.99	12.99
2824	GARCIA-TOLSON Rudy	USA	14 SEP 1988	T42	13.90	13.90	13.90

**Total number of entries: 12**



## Entry List by Event

As of 30 AUG 2012

### Men's 100m — T44

Bib	Name	NPC Code	Date of Birth	Sport Class	Season's Best	Personal Best	Qualifying Best
2055	MAYER Robert	AUT	19 SEP 1980	T44	12.28	12.04	12.28
2087	OLIVEIRA Alan Fonteles Cardoso	BRA	21 AUG 1992	T43	11.37	11.23	11.37
2088	OLIVEIRA Andre	BRA	6 SEP 1972	T44	12.38	12.04	12.04
2125	McQUEEN Alister	CAN	19 JUN 1991	T44	11.72	11.72	11.72
2144	JIA Tianlei	CHN	15 NOV 1981	T44	12.62	12.26	12.26
2153	LIU Zhiming	CHN	20 AUG 1989	T44		12.13	12.13
2194	FERNANDES Marcio Miguel Da Costa	CPV	18 MAY 1983	T44	12.02	12.02	12.02
2282	ALAIZE Jean-Baptiste	FRA	10 MAY 1991	T44	11.88	11.80	11.80
2321	PEACOCK Jonnie	GBR	28 MAY 1993	T44	10.85	10.85	10.85
2341	REHM Markus	GER	22 AUG 1988	T44	11.69	11.69	11.69
2333	BEHRE David	GER	13 SEP 1986	T43		11.66	11.79
2428	SCENDONI Riccardo	ITA	21 OCT 1984	T44	11.98	11.98	11.98
2439	HARUTA Jun	JPN	26 JUL 1978	T44	12.35	11.95	11.95
2636	FOURIE Arnu	RSA	23 APR 1985	T44	11.09	11.09	11.09
2642	PISTORIUS Oscar	RSA	22 NOV 1986	T43	11.27	11.04	11.04
2679	PROKOPYEV Ivan	RUS	14 SEP 1991	T43	12.47	12.04	12.04
2712	BAUSCH Christoph	SUI	15 OCT 1984	T44	11.80	11.80	11.80
2830	LEEPER Blake	USA	31 AUG 1989	T43	10.91	10.91	10.91
2818	BROWNE Richard	USA	9 JUL 1991	T44	11.16	11.16	11.16
2843	SINGLETON Jerome	USA	7 JUL 1986	T44	11.17	11.16	11.17

**Total number of entries: 20**



## Entry List by Event

As of 30 AUG 2012

### Men's 100m — T46

Bib	Name	NPC Code	Date of Birth	Sport Class	Season's Best	Personal Best	Qualifying Best
2041	PATMORE Simon	AUS	29 AUG 1987	T46	11.05	11.05	11.05
2030	COLE Gabriel	AUS	15 JAN 1992	T46	11.13	11.13	11.13
2086	NASCIMENTO Yohansson	BRA	25 SEP 1987	T45	11.19	10.98	11.01
2101	SOUZA Antonio	BRA	11 AUG 1971	T46	11.34	11.11	11.30
2170	YAO Jianjun	CHN	26 MAR 1988	T46		11.24	11.24
2176	ZHAO Xu	CHN	16 NOV 1985	T45		11.04	11.04
2183	NOUMBO Kouame Jean-Luc	CIV	3 JAN 1983	T46	11.32	11.16	11.16
2210	GONZALEZ ISIDORIA Raciél	CUB	31 MAR 1991	T46		11.03	11.03
2217	ARESTI Antonis	CYP	15 FEB 1983	T46	11.23	11.08	11.08
2283	ASSOUMANI Arnaud	FRA	4 SEP 1985	T46		11.18	11.18
2303	ABIDOGUN Ola	GBR	3 AUG 1993	T46	11.05	11.05	11.05
2455	TAGAWA Tomoki	JPN	6 FEB 1986	T46	11.32	11.26	11.26
2485	ALKHALDI Saeed	KSA	1 JUN 1983	T46	11.54	11.34	11.34
2551	SACKO Mahamane	MLI	3 MAR 1988	T46			
2569	ADEDEJI Saidi	NGR	10 DEC 1980	T46		11.21	11.21
2570	GALADIMA Suwaibidu	NGR	31 AUG 1992	T46		10.81	10.81
2571	JOHNWILL Frank	NGR	23 JAN 1987	T46		11.03	11.03
2576	MAMOUDOU TAMANGUE Ibrahim	NIG	11 JAN 1986	T46			
2587	TAPIA Roger	PHI	29 NOV 1990	T46	11.55	11.55	11.55
2591	KOMPAON Francis	PNG	16 JAN 1986	T46	11.32	11.27	11.27
2643	RADEBE Samkelo	RSA	8 MAY 1989	T45	11.39	11.10	11.27
2675	NOSULENKO Yury	RUS	9 MAR 1988	T46	11.32	11.10	11.18
2694	KAMARA Mohamed	SLE	1 JAN 1989	T46			
2876	MUJAJI Elliot	ZIM	25 DEC 1971	T46			

**Total number of entries: 24**




## Entry List by Event

As of 30 AUG 2012

## Men's 100m — T51

Bib	Name	NPC Code	Date of Birth	Sport Class	Season's Best	Personal Best	Qualifying Best
2006	BERRAHAL Mohamed	ALG	24 MAY 1979	T51	22.94	22.94	22.94
2277	PIISPANEN Toni	FIN	24 JUL 1976	T51	21.11	21.11	21.11
2320	OSBORNE Stephen	GBR	26 MAR 1963	T51	22.28	22.28	22.28
2405	McCARTHY John	IRL	20 APR 1974	T51	24.81	24.81	24.81
2425	de VIDI Alvisè	ITA	30 APR 1966	T51	22.14	22.14	22.14
2444	INOUE Satoshi	JPN	8 JUN 1978	T51	25.66	23.78	23.78
2539	NAVARRO SANCHEZ Edgar Cesareo	MEX	25 MAY 1971	T51	22.43	21.67	22.06
2634	du PREEZ Pieter	RSA	14 JAN 1980	T51	23.30	23.26	23.26

**Total number of entries: 8**



## Entry List by Event

As of 30 AUG 2012

### Men's 100m — T52

Bib	Name	NPC Code	Date of Birth	Sport Class	Season's Best	Personal Best	Qualifying Best
2038	McINTOSH Sam	AUS	13 JUL 1990	T52		18.12	18.29
2052	GEIERSPICHLER Thomas	AUT	14 APR 1976	T52	18.46	18.46	18.46
2446	ITO Tomoya	JPN	16 AUG 1963	T52	18.35	17.49	17.49
2458	UEYONABARU Hirokazu	JPN	22 MAY 1971	T52	19.84	18.39	18.39
2456	TAKADA Toshihiro	JPN	9 SEP 1965	T52		19.39	19.39
2534	HERNANDEZ MONDRAGON Salvador	MEX	31 DEC 1963	T52	17.06	17.06	17.06
2713	BOESCH Beat	SUI	27 NOV 1971	T52	18.00	16.98	17.63
2750	RUNGSRI Peth	THA	2 MAY 1982	T52	18.76	18.76	18.76
2833	NITZ Paul	USA	9 MAR 1969	T52	16.73	16.73	16.73
2831	MARTIN Raymond	USA	2 JAN 1994	T52	17.36	17.36	17.36
2839	ROBERTS Josh	USA	2 JAN 1982	T52	18.56	18.56	18.56

**Total number of entries: 11**





## Entry List by Event

As of 30 AUG 2012

## Men's 100m — T53

Bib	Name	NPC Code	Date of Birth	Sport Class	Season's Best	Personal Best	Qualifying Best
2096	SILVA Ariosvaldo Fernandes	BRA	23 DEC 1976	T53	14.77	14.77	14.77
2123	LAKATOS Brent	CAN	1 JUN 1980	T53	14.76	14.76	14.76
2171	YU Shiran	CHN	5 NOV 1984	T53	15.65	15.22	15.58
2177	ZHAO Yufei	CHN	11 NOV 1988	T53	15.80	15.34	15.34
2307	BUSHELL Mickey	GBR	8 JUN 1990	T53	14.38	14.38	14.38
2449	MATSUNAGA Hitoshi	JPN	15 SEP 1972	T53	16.06	15.71	15.71
2481	JUNG Dong Ho	KOR	11 JAN 1975	T53	15.58	15.51	15.51
2487	ALADWANI Hamad N M E	KUW	27 DEC 1972	T53	15.48	15.48	15.48
2742	INTASEN Sopa	THA	25 MAR 1982	T53		15.35	15.35
2746	KRUNGGET Pichet	THA	16 MAR 1975	T53		15.25	15.68
2788	BANI HASHEM Mohamed	UAE	11 FEB 1985	T53	15.43	15.43	15.43
2842	SIEMANN Brian	USA	7 OCT 1989	T53	14.83	14.83	14.83
2813	ABBOTT Zach	USA	31 OCT 1990	T53	15.01	15.01	15.01

Total number of entries: 13




## Entry List by Event

As of 30 AUG 2012

### Men's 100m — T54

Bib	Name	NPC Code	Date of Birth	Sport Class	Season's Best	Personal Best	Qualifying Best
2029	CAMERON Matthew	AUS	20 SEP 1985	T54	14.50	14.50	14.50
2039	NICHOLSON Richard	AUS	30 JUN 1970	T54	14.62	14.62	14.62
2127	THOM Curtis	CAN	13 JUN 1986	T54	14.35	14.35	14.35
2124	MATHIESON Colin	CAN	1 APR 1979	T54	14.91	14.11	14.69
2152	LIU Yang	CHN	10 APR 1990	T54	14.07	14.07	14.07
2134	CUI Yanfeng	CHN	9 OCT 1987	T54	14.73	14.73	14.73
2246	MORALES GARCIA Luis Hector	ESA	20 OCT 1988	T54			
2278	TAHTI Leo Pekka	FIN	22 JUN 1983	T54	13.78	13.78	13.78
2275	MATTILA Esa-Pekka	FIN	7 MAR 1989	T54	15.07	14.23	14.77
2301	MABICKA Thierry	GAB	24 JAN 1976	T54			
2302	JARJU Demba	GAM	18 MAR 1989	T54			
2343	SCHUH Marc	GER	12 AUG 1989	T54	14.31	14.09	14.09
2350	BOTSYO Nkegbe	GHA	2 JUL 1979	T54	14.62	14.62	14.62
2529	CERVANTES GARCIA Juan Pablo	MEX	23 JUN 1992	T54	14.13	14.13	14.13
2531	GANDARILLA FERNANDEZ Pedro	MEX	26 NOV 1990	T54	14.57	14.57	14.57
2565	van WEEGHEL Kenny	NED	16 SEP 1980	T54	14.32	13.78	14.31
2729	ALMERS Niklas	SWE	4 OCT 1991	T54	14.73	14.68	14.73
2748	NAMLUN Sukhum	THA	5 OCT 1985	T54	14.60	14.60	14.60
2744	KONJEN Saichon	THA	30 MAR 1983	T54		14.10	14.20
2745	KOYSUB Supachai	THA	15 JUL 1977	T54		14.02	14.02
2762	AOUADI Ahmed	TUN	3 DEC 1978	T54	14.66	14.37	14.37
2790	VAHDANI Mohammad	UAE	23 OCT 1979	T54	14.35	14.01	14.35

**Total number of entries: 22**




## Entry List by Event

As of 30 AUG 2012

### Men's 200m — T11

Bib	Name	NPC Code	Date of Birth	Sport Class	Season's Best	Personal Best	Qualifying Best
2020	ARMANDO Jose Sayovo	ANG	3 MAR 1973	T11	23.72	23.06	23.72
Guide	PALANCA Nicolau	ANG	15 NOV 1988				
2021	SANTOS Octavio Angelo Dos	ANG	2 SEP 1981	T11	24.58	23.35	24.58
Guide	MARITI Abel Pires Maquina	ANG	7 JUL 1977				
2060	MURADOV Elchin	AZE	1 SEP 1989	T11	23.87	23.14	23.87
Guide	SETIN Pavel	AZE	17 SEP 1988				
2098	SILVA Daniel	BRA	15 JUN 1979	T11	23.16	23.02	23.02
Guide	de OLIVEIRA SALES Heitor	BRA	28 DEC 1984				
2085	GOMES Felipe	BRA	26 APR 1986	T11	23.69	23.69	23.69
Guide	SOUZA LOPES Leonardo	BRA	2 APR 1987				
2090	PRADO Lucas	BRA	27 MAY 1985	T11	24.45	22.85	22.85
Guide	BARBOSA dos SANTOS Justino	BRA	8 FEB 1985				
2168	XUE Lei	CHN	25 JAN 1988	T11	23.22	23.22	23.22
Guide	WANG Lin	CHN	6 OCT 1988				
2155	SHANG Baolong	CHN	5 SEP 1987	T11	23.92	23.92	23.92
Guide	SHI Yang	CHN	7 JAN 1992				
2212	IZNAGA Arian	CUB	14 JAN 1978	T11		23.31	23.31
Guide	PEREZ GOMEZ Yaseen	CUB	22 OCT 1980				
2292	MAKUNDA Gauthier Tresor	FRA	15 SEP 1983	T11		24.28	24.28
Guide	LANEYRIE Antoine	FRA	10 JUN 1988				
2552	BULANDE Pita Rondao	MOZ	10 NOV 1993	T11			
Guide	MACUNGO Fernando Lucas	MOZ	12 JAN 1991				
2558	SHIKONGO Ananias	NAM	21 JUL 1986	T11	25.06	24.64	24.95
Guide	TJIVIJU Even	NAM	2 FEB 1992				
2568	RANA Bikram Bahadur	NEP	28 SEP 1980	T11		27.31	
Guide	SHRESTHA Lila Kumar	NEP	2 MAR 1967				
2572	ROTAWO Olusegun Francis	NGR	26 JUN 1981	T11	23.59	23.59	23.59
Guide	OLALEYE Taiwo	NGR	23 MAR 1991				
2616	BAPTISTA Firmino	POR	13 OCT 1977	T11	24.52	24.52	24.52
Guide	VITAL Ivo	POR	9 AUG 1988				
2743	JORCHUY Kitsana	THA	23 JUL 1976	T11		24.08	24.08
Guide	SRIKHAMPHAN Patchai	THA	11 JUL 1981				
2817	BROWN David	USA	19 OCT 1992	T11	23.40	23.40	23.40
Guide	SLADE Rolland	USA	1 MAR 1985				
2827	GILLETTE Elexis	USA	19 OCT 1984	T11		23.74	23.74
Guide	WILLIAMS Wesley	USA	13 AUG 1982				

**Total number of entries: 18**



## Entry List by Event

As of 30 AUG 2012

### Men's 200m — T12

Bib	Name	NPC Code	Date of Birth	Sport Class	Season's Best	Personal Best	Qualifying Best
2063	OSMANOV Rza	AZE	26 NOV 1983	T12		22.69	22.69
2100	SIQUEIRA Thierb	BRA	12 FEB 1990	T12	23.68	23.18	23.18
Guide	PEREIRA MANARIN Roger	BRA	15 SEP 1981				
2122	KING Brandon	CAN	19 APR 1991	T12	24.62	24.15	24.15
Guide	HEFFERNAN Andrew	CAN	17 OCT 1988				
2172	YUAN Yizhi	CHN	18 AUG 1987	T12	23.25	22.53	22.53
2148	LI Yansong	CHN	17 JUN 1982	T12	23.34	23.14	23.14
2169	YANG Yuqing	CHN	15 JAN 1982	T12		22.76	23.66
2255	DESGARREGA PUIGDEVALL Gerard	ESP	2 MAY 1994	T12	23.49	23.26	23.26
Guide	GUERRERO DIAZ Alejandro	ESP	18 JUN 1989				
2265	RODRIGUEZ Maximiliano	ESP	1 MAR 1988	T12	23.87	22.89	23.87
2286	DELEPLACE Hyacinthe	FRA	25 JUN 1989	T12	23.71	23.34	23.34
Guide	ONEZOU Edgar	FRA	5 APR 1980				
2347	ULBRICHT Thomas	GER	10 JUL 1985	T12	22.56	22.56	22.56
2342	SCHROEDER Matthias	GER	24 SEP 1982	T12	23.18	22.38	22.38
Guide	SCHNEIDER Tobias	GER	20 AUG 1985				
2415	KADHIM Ahmed Abdul Amir	IRQ	9 FEB 1995	T12	24.01	23.51	23.51
2475	MWENDO Henry Nzungi	KEN	4 AUG 1986	T12		22.81	22.81
2532	GONZALEZ SAUCEDA Jorge Benjamin	MEX	30 DEC 1993	T12	23.34	23.34	23.34
2556	ALOISIUS Martin Amutenya	NAM	14 AUG 1989	T12	25.29	23.09	23.09
2600	MICHALSKI Mateusz	POL	29 AUG 1987	T12		22.03	22.16
2624	POTRA Gabriel	POR	27 JUN 1980	T12	23.78	23.43	23.43
Guide	PACHECO Ricardo	POR	31 OCT 1983				
2637	LANGENHOVEN Hilton	RSA	21 JUN 1983	T12	22.50	22.25	22.25
2684	TRIKOLICH Fedor	RUS	2 MAR 1985	T12	22.68	22.68	22.68
2740	CHAIYA Somdech	THA	31 AUG 1991	T12		23.83	23.83
2768	KHALDI Mahmoud	TUN	6 DEC 1985	T12		23.52	23.52
2829	JAMISON Josiah	USA	18 AUG 1982	T12		22.72	23.69
Guide	AVERY Jerome	USA	22 DEC 1978				

**Total number of entries: 22**



## Entry List by Event

As of 30 AUG 2012

### Men's 200m — T13

Bib	Name	NPC Code	Date of Birth	Sport Class	Season's Best	Personal Best	Qualifying Best
2015	NASSER Djamil	ALG	4 DEC 1991	T13	22.79	22.79	22.79
2079	ANDRADE Andre	BRA	4 JAN 1981	T13	23.63	22.94	22.94
2111	ZLATANOV Radoslav	BUL	14 DEC 1987	T13	23.33	23.33	23.33
2116	DOLFO Braedon Samuel	CAN	28 NOV 1993	T13	23.15	23.15	23.15
2211	GUTIERREZ Luis Felipe	CUB	9 JAN 1988	T13		22.06	22.06
2259	MUNAR MARTINEZ Joan	ESP	1 FEB 1996	T13	22.95	22.95	22.95
2364	PROTOS Ioannis	GRE	26 SEP 1982	T13	22.75	22.59	22.59
2408	SMYTH Jason	IRL	4 JUL 1987	T13		21.54	21.54
2416	KADHIM Hussein	IRQ	13 SEP 1986	T13	22.79	22.72	22.72
2495	KLAVINS Edgars	LAT	19 SEP 1991	T13	25.01	25.01	25.01
2505	AMGUOUN Mohamed	MAR	8 NOV 1988	T13	22.64	22.64	22.64
2506	CHAOUI Ayoub	MAR	20 AUG 1990	T13		23.19	23.25
2589	FANNOUNA Mohammed	PLE	3 APR 1980	T13	23.89	23.89	23.89
2617	CAVACO Hugo	POR	6 OCT 1993	T13	23.87	23.87	23.87
2641	NTUTU Jonathan	RSA	4 FEB 1986	T13	22.53	22.52	22.52
2673	LABZIN Alexey	RUS	7 DEC 1978	T13		22.37	22.37
2674	LOGINOV Artem	RUS	23 JUN 1991	T13		22.46	22.46
2687	ZVEREV Alexander	RUS	7 NOV 1989	T13		22.58	23.21
2715	HANDLER Philipp	SUI	8 OCT 1991	T13	23.37	23.37	23.37
2732	JONSSON Tobias	SWE	29 FEB 1996	T13	24.33	24.33	24.33
2731	JONSSON Per	SWE	10 FEB 1988	T13		23.81	23.81
2747	LAMSAN Songwut	THA	27 MAY 1990	T13		23.13	23.47
2836	PRICE Markeith	USA	19 MAY 1990	T13	23.15	23.15	23.15

**Total number of entries: 23**




## Entry List by Event

As of 30 AUG 2012

## Men's 200m — T34

Bib	Name	NPC Code	Date of Birth	Sport Class	Season's Best	Personal Best	Qualifying Best
2037	McCRACKEN Rheed	AUS	20 JAN 1997	T34	29.01	29.01	29.01
2115	DEWITT Nathan	CAN	22 DEC 1990	T34	31.19	31.19	31.19
2294	MOBRE Sebastien	FRA	29 JUL 1981	T34	29.65	29.42	29.42
2308	CARTER Jamie	GBR	18 NOV 1994	T34	31.33	31.33	31.33
2448	KOBATA Atsuro	JPN	27 NOV 1993	T34	32.66	32.35	32.66
2488	ALMUTAIRI Ahmad	KUW	13 MAY 1994	T33	33.56	32.92	32.92
2563	RUSCH Stefan	NED	31 MAY 1993	T34	30.61	30.61	30.61
2564	SCHUILING Henk	NED	1 AUG 1983	T34	31.68	31.61	31.68
2717	MITIC Bojan	SUI	27 AUG 1985	T34	29.45	29.45	29.45
2770	KTILA Walid	TUN	20 JUL 1985	T34	29.46	27.68	29.21
2789	HAMMADI Mohamed	UAE	13 JUL 1985	T34	31.12	28.39	28.39
2838	PRUITT Austin	USA	23 AUG 1994	T34	29.06	29.06	29.06

Total number of entries: 12



## Entry List by Event

As of 30 AUG 2012

### Men's 200m — T35

Bib	Name	NPC Code	Date of Birth	Sport Class	Season's Best	Personal Best	Qualifying Best
2008	BOUKHALFA Allel	ALG	17 FEB 1988	T35	26.68	26.68	26.68
2024	BARRETO Hernan	ARG	14 APR 1991	T35	26.62	26.62	26.62
2138	FU Xinhan	CHN	27 NOV 1984	T35		26.67	26.67
2314	HOWE Jordan	GBR	12 OCT 1995	T35	27.86	27.86	27.86
2322	RUDDOCK Sam	GBR	19 FEB 1990	T35	28.77	28.77	28.77
2345	STEIN Niels	GER	13 AUG 1991	T35	28.44	28.44	28.44
2535	MARQUEZ JR VILLANUEVA Pedro	MEX	22 AUG 1989	T35	31.07	30.54	30.55
2639	MOKGALAGADI Teboho	RSA	29 NOV 1983	T35	27.91	27.58	27.59
2676	OTLEYKIN Ivan	RUS	7 JAN 1991	T35	28.42	27.98	27.98
2658	BUBNOV Anton	RUS	18 JAN 1996	T35	29.00	29.00	29.00
2808	TSARUK Iurii	UKR	2 MAY 1987	T35		26.90	26.90

**Total number of entries: 11**





## Entry List by Event

As of 30 AUG 2012

## Men's 200m — T36

Bib	Name	NPC Code	Date of Birth	Sport Class	Season's Best	Personal Best	Qualifying Best
2132	CHE Mian	CHN	27 APR 1983	T36		25.29	25.29
2305	BALLARD Graeme	GBR	19 JUN 1979	T36	25.12	25.12	25.12
2323	RUSHGROVE Ben	GBR	23 FEB 1988	T36	25.25	25.25	25.25
2374	SO Wa Wai	HKG	6 OCT 1981	T36		25.60	25.60
2560	CUADRA HOLMAN Gabriel De Jesus	NCA	12 NOV 1992	T36		28.23	28.23
2601	MIELCZAREK Marcin	POL	11 NOV 1982	T36		25.98	26.15
2686	ZHIRNOV Andrey	RUS	6 DEC 1989	T36	25.72	25.72	25.72
2805	PAVLYK Roman	UKR	1 DEC 1983	T36	24.98	24.98	24.98
2821	CLEMENS Chris	USA	15 NOV 1973	T36	26.97	26.97	26.97

**Total number of entries: 9**



## Entry List by Event

As of 30 AUG 2012

## Men's 200m — T37

Bib	Name	NPC Code	Date of Birth	Sport Class	Season's Best	Personal Best	Qualifying Best
2011	HAMDI Sofiane	ALG	22 AUG 1989	T37	23.57	23.57	23.57
2084	FERRARI Lucas	BRA	11 SEP 1989	T37	25.58	25.58	25.58
2149	LIANG Yongbin	CHN	25 MAY 1988	T37		24.48	24.48
2156	SHANG Guangxu	CHN	8 MAY 1995	T37		24.13	24.13
2241	MOHAMED Mostafa Fathalla	EGY	16 JUN 1987	T37	24.44	23.76	23.76
2315	JONES Rhys	GBR	30 JUN 1994	T37	25.24	25.24	25.24
2649	van der MERWE Fanie	RSA	25 FEB 1986	T37	23.57	23.10	23.10
2668	KHUGAEV Gocha	RUS	16 JUL 1984	T37	23.54	23.54	23.54
2663	KAPRANOV Roman	RUS	7 NOV 1983	T37	23.94	23.88	23.88
2857	HOUSSIMOLI Marcel	VAN	21 JUL 1988	T37			
2865	MONTEROLA Omar	VEN	1 AUG 1987	T37	24.45	23.70	23.70

Total number of entries: 11



## Entry List by Event

As of 30 AUG 2012

## Men's 200m — T38

Bib	Name	NPC Code	Date of Birth	Sport Class	Season's Best	Personal Best	Qualifying Best
2040	O'HANLON Evan	AUS	4 MAY 1988	T38	21.98	21.98	21.98
2047	SULLIVAN Tim	AUS	16 SEP 1975	T38	24.74	22.92	23.79
2089	PINHEIRO Edson	BRA	3 JUN 1979	T38	24.99	11.98	23.89
2178	ZHOU Wenjun	CHN	1 JUL 1986	T38		22.94	22.94
2248	ALBALADEJO MARTINEZ Lorenzo	ESP	4 MAY 1990	T38	23.98	23.98	23.98
2632	BUIS Dyan	RSA	30 NOV 1990	T38	22.64	22.64	22.64
2645	SEKAILWE Union	RSA	6 JAN 1986	T38	24.17	24.17	24.17
2757	SOARES Filomeno	TLS	8 AUG 1991	T38			
2764	CHIDA Mohamed Farhat	TUN	11 SEP 1982	T38	24.65	22.86	22.86
2776	SAIDI Abbas	TUN	9 FEB 1983	T38	24.67	24.62	24.62
2806	SENYK Mykyta	UKR	9 FEB 1990	T38	23.61	23.49	23.61
2803	ONUFRIYENKO Andriy	UKR	7 JAN 1983	T38	24.54	24.10	24.10

**Total number of entries: 12**



## Entry List by Event

As of 30 AUG 2012

## Men's 200m — T42

Bib	Name	NPC Code	Date of Birth	Sport Class	Season's Best	Personal Best	Qualifying Best
2042	REARDON Scott	AUS	15 MAY 1990	T42	26.38	26.38	26.38
2233	JORGENSEN Daniel	DEN	3 JUN 1993	T42	26.73	26.73	26.73
2290	KAYITARE Clavel	FRA	1 JAN 1986	T42	27.04	26.42	26.54
2328	WHITEHEAD Richard	GBR	19 JUL 1976	T42	24.93	24.93	24.93
2335	CZYZ Wojtek	GER	30 JUL 1980	T42		26.91	26.91
2340	POPOW Heinrich	GER	14 JUL 1983	T42		26.62	26.92
2460	YAMAMOTO Atsushi	JPN	19 APR 1982	T42	26.73	26.72	26.72
2845	VANCE Shaquille	USA	22 MAR 1991	T42	26.54	26.22	26.22
2824	GARCIA-TOLSON Rudy	USA	14 SEP 1988	T42	27.60	26.98	26.98

**Total number of entries: 9**



## Entry List by Event

As of 30 AUG 2012

### Men's 200m — T44

Bib	Name	NPC Code	Date of Birth	Sport Class	Season's Best	Personal Best	Qualifying Best
2049	SWIFT Jack	AUS	8 AUG 1985	T44	24.76	24.76	24.76
2055	MAYER Robert	AUT	19 SEP 1980	T44	24.32	24.32	24.32
2087	OLIVEIRA Alan Fonteles Cardoso	BRA	21 AUG 1992	T43	22.45	22.45	22.45
2125	McQUEEN Alister	CAN	19 JUN 1991	T44	24.19	24.19	24.19
2144	JIA Tianlei	CHN	15 NOV 1981	T44	29.29	24.61	24.61
2194	FERNANDES Marcio Miguel Da Costa	CPV	18 MAY 1983	T44	24.59	24.59	24.59
2282	ALAIZE Jean-Baptiste	FRA	10 MAY 1991	T44	24.28	24.28	24.28
2333	BEHRE David	GER	13 SEP 1986	T43	24.44	23.14	23.14
2428	SCENDONI Riccardo	ITA	21 OCT 1984	T44	24.07	24.07	24.07
2452	SATO Keita	JPN	26 JUL 1991	T44	24.31	24.31	24.31
2642	PISTORIUS Oscar	RSA	22 NOV 1986	T43	21.95	21.76	21.80
2636	FOURIE Arnu	RSA	23 APR 1985	T44	22.54	22.54	22.54
2679	PROKOPYEV Ivan	RUS	14 SEP 1991	T43	24.67	24.54	24.54
2706	PITUWALA KANKANANGE D.M.A.	SRI	13 NOV 1986	T44	25.52	25.52	25.52
2712	BAUSCH Christoph	SUI	15 OCT 1984	T44	23.99	23.99	23.99
2830	LEEPER Blake	USA	31 AUG 1989	T43	21.70	21.70	21.70
2815	BIZZELL Jim Bob	USA	22 NOV 1985	T44	22.54	22.54	22.54
2843	SINGLETON Jerome	USA	7 JUL 1986	T44	22.80	22.77	22.77

**Total number of entries: 18**




## Entry List by Event

As of 30 AUG 2012

### Men's 200m — T46

Bib	Name	NPC Code	Date of Birth	Sport Class	Season's Best	Personal Best	Qualifying Best
2041	PATMORE Simon	AUS	29 AUG 1987	T46	22.28	22.28	22.28
2086	NASCIMENTO Yohansson	BRA	25 SEP 1987	T45	22.48	22.19	22.34
2102	SOUZA Emericarlo	BRA	26 OCT 1981	T46	23.01	22.90	22.96
2101	SOUZA Antonio	BRA	11 AUG 1971	T46	23.20	21.98	22.84
2170	YAO Jianjun	CHN	26 MAR 1988	T46		22.49	22.49
2176	ZHAO Xu	CHN	16 NOV 1985	T45		22.55	22.55
2183	NOUMBO Kouame Jean-Luc	CIV	3 JAN 1983	T46	22.96	22.75	22.96
2182	KIMOU Addoh	CIV	6 JUN 1987	T46		23.42	23.42
2210	GONZALEZ ISIDORIA Raciel	CUB	31 MAR 1991	T46		22.82	22.82
2217	ARESTI Antonis	CYP	15 FEB 1983	T46	22.58	22.25	22.25
2303	ABIDOGUN Ola	GBR	3 AUG 1993	T46	22.54	22.54	22.54
2455	TAGAWA Tomoki	JPN	6 FEB 1986	T46	22.75	22.75	22.75
2503	RAHERINANDRASANA Revelinot	MAD	8 NOV 1978	T46			
2551	SACKO Mahamane	MLI	3 MAR 1988	T46			
2569	ADEDEJI Saidi	NGR	10 DEC 1980	T46		22.44	22.44
2570	GALADIMA Suwaibidu	NGR	31 AUG 1992	T46		22.19	22.19
2573	YUNUSA Bashiru	NGR	4 AUG 1985	T46		22.43	22.43
2587	TAPIA Roger	PHI	29 NOV 1990	T46	23.53	23.53	23.53
2591	KOMPAON Francis	PNG	16 JAN 1986	T46	23.33	23.33	23.33
2675	NOSULENKO Yury	RUS	9 MAR 1988	T46	22.85	22.73	22.85
2694	KAMARA Mohamed	SLE	1 JAN 1989	T46			
2708	UGGL DENA PATHIRANNEHELAG P	SRI	29 APR 1986	T46	22.98	22.98	22.98
2823	FAWEHINMI Tobi	USA	14 AUG 1995	T46	23.23	23.23	23.23

**Total number of entries: 23**



## Entry List by Event

As of 30 AUG 2012

### Men's 200m — T52

Bib	Name	NPC Code	Date of Birth	Sport Class	Season's Best	Personal Best	Qualifying Best
2038	McINTOSH Sam	AUS	13 JUL 1990	T52		33.84	34.12
2052	GEIERSPICHLER Thomas	AUT	14 APR 1976	T52	32.61	32.61	32.61
2446	ITO Tomoya	JPN	16 AUG 1963	T52	31.68	31.07	31.07
2456	TAKADA Toshihiro	JPN	9 SEP 1965	T52	34.24	32.50	32.50
2458	UEYONABARU Hirokazu	JPN	22 MAY 1971	T52	34.69	31.82	31.82
2534	HERNANDEZ MONDRAGON Salvador	MEX	31 DEC 1963	T52	31.78	31.55	31.78
2540	PEREZ JUAREZ Leonardo De Jesus	MEX	10 FEB 1993	T52	34.50	34.50	34.50
2713	BOESCH Beat	SUI	27 NOV 1971	T52	33.47	31.61	32.44
2750	RUNGSRI Peth	THA	2 MAY 1982	T52	33.71	32.99	33.71
2831	MARTIN Raymond	USA	2 JAN 1994	T52	30.18	30.18	30.18
2833	NITZ Paul	USA	9 MAR 1969	T52	32.19	32.19	32.19
2839	ROBERTS Josh	USA	2 JAN 1982	T52	33.13	33.13	33.13

**Total number of entries: 12**





## Entry List by Event

As of 30 AUG 2012

### Men's 200m — T53

Bib	Name	NPC Code	Date of Birth	Sport Class	Season's Best	Personal Best	Qualifying Best
2031	COLMAN Richard	AUS	28 NOV 1984	T53	26.75	26.11	26.75
2096	SILVA Ariosvaldo Fernandes	BRA	23 DEC 1976	T53	27.30	26.73	26.73
2123	LAKATOS Brent	CAN	1 JUN 1980	T53	26.26	26.26	26.26
2121	GAUTHIER Eric	CAN	2 AUG 1971	T53	27.24	26.98	27.24
2177	ZHAO Yufei	CHN	11 NOV 1988	T53	27.28	26.99	26.99
2171	YU Shiran	CHN	5 NOV 1984	T53	27.41	26.47	26.47
2147	LI Huzhao	CHN	18 JAN 1989	T53		26.19	26.19
2287	FAIRBANK Pierre	FRA	27 JUL 1971	T53	27.95	27.95	27.95
2307	BUSHELL Mickey	GBR	8 JUN 1990	T53	25.97	25.97	25.97
2441	HIROMICHI Jun	JPN	21 DEC 1973	T53	27.61	27.15	27.15
2449	MATSUNAGA Hitoshi	JPN	15 SEP 1972	T53	27.93	27.77	27.77
2483	YOO Byunghoon	KOR	30 JUN 1972	T53	28.29	27.13	27.13
2481	JUNG Dong Ho	KOR	11 JAN 1975	T53	28.52	27.52	27.52
2487	ALADWANI Hamad N M E	KUW	27 DEC 1972	T53	27.76	27.60	27.60
2541	RAMIREZ VALENCIA Jaime	MEX	30 APR 1963	T53	28.98	28.16	28.16
2742	INTASEN Sopa	THA	25 MAR 1982	T53		27.06	27.64
2746	KRUNGGET Pichet	THA	16 MAR 1975	T53		26.74	27.52
2788	BANI HASHEM Mohamed	UAE	11 FEB 1985	T53	28.53	27.92	28.53
2842	SIEMANN Brian	USA	7 OCT 1989	T53	26.41	26.41	26.41
2825	GEORGE Joshua	USA	18 MAR 1984	T53	26.60	26.60	26.60
2813	ABBOTT Zach	USA	31 OCT 1990	T53	27.37	27.37	27.37
2858	AGUILAR Jesus	VEN	14 MAY 1963	T53	27.41	27.29	27.29

**Total number of entries: 22**



## Entry List by Event

As of 30 AUG 2012

### Men's 400m — T11

Bib	Name	NPC Code	Date of Birth	Sport Class	Season's Best	Personal Best	Qualifying Best
2020	ARMANDO Jose Sayovo	ANG	3 MAR 1973	T11	52.94	52.22	52.22
Guide	PALANCA Nicolau	ANG	15 NOV 1988				
2021	SANTOS Octavio Angelo Dos	ANG	2 SEP 1981	T11	55.55	51.60	51.60
Guide	MARITI Abel Pires Maquina	ANG	7 JUL 1977				
2090	PRADO Lucas	BRA	27 MAY 1985	T11	52.53	50.30	50.70
Guide	ALVES MARTINS Laercio	BRA	14 OCT 1979				
2098	SILVA Daniel	BRA	15 JUN 1979	T11	52.59	49.82	49.82
Guide	SOUZA LOPES Leonardo	BRA	2 APR 1987				
2097	SILVA Carlos J Barto	BRA	6 MAY 1982	T11		55.13	55.13
Guide	BRAZ LUCIO Everaldo	BRA	18 OCT 1982				
2128	WALSH Dustin Riley	CAN	3 JUL 1983	T11	53.77	53.77	53.77
Guide	WILLIAMSON Dylan	CAN	30 APR 1990				
2118	DUNKERLEY Jonathan Peter	CAN	5 MAY 1980	T11	54.70	54.70	54.70
Guide	YOUNG Sean	CAN	3 MAY 1983				
2212	IZNAGA Arian	CUB	14 JAN 1978	T11		52.21	52.21
Guide	PEREZ GOMEZ Yaseen	CUB	22 OCT 1980				
2292	MAKUNDA Gauthier Tresor	FRA	15 SEP 1983	T11	52.79	52.79	52.79
Guide	LANEYRIE Antoine	FRA	10 JUN 1988				
2552	BULANDE Pita Rondao	MOZ	10 NOV 1993	T11			
Guide	MACUNGO Fernando Lucas	MOZ	12 JAN 1991				
2558	SHIKONGO Ananias	NAM	21 JUL 1986	T11	55.40	52.98	52.98
Guide	TJIVIJU Even	NAM	2 FEB 1992				
2863	HERRERA Oscar David	VEN	17 OCT 1975	T11	57.37	56.20	56.20
Guide	TORREALBA Richard	VEN	13 JUN 1981				

**Total number of entries: 12**



## Entry List by Event

As of 30 AUG 2012

## Men's 400m — T12

Bib	Name	NPC Code	Date of Birth	Sport Class	Season's Best	Personal Best	Qualifying Best
2063	OSMANOV Rza	AZE	26 NOV 1983	T12		50.28	50.28
2100	SIQUEIRA Thierb	BRA	12 FEB 1990	T12	52.82	50.79	50.79
Guide	PEREIRA MANARIN Roger	BRA	15 SEP 1981				
2157	SUN Qichao	CHN	13 DEC 1994	T12	50.43	50.43	50.43
2255	DESGARREGA PUIGDEVALL Gerard	ESP	2 MAY 1994	T12	52.37	51.01	51.01
Guide	GUERRERO DIAZ Alejandro	ESP	18 JUN 1989				
2286	DELEPLACE Hyacinthe	FRA	25 JUN 1989	T12	51.60	51.60	51.60
2342	SCHROEDER Matthias	GER	24 SEP 1982	T12	51.73	50.64	50.96
Guide	SCHNEIDER Tobias	GER	20 AUG 1985				
2475	MWENDO Henry Nzungi	KEN	4 AUG 1986	T12		49.82	49.82
2532	GONZALEZ SAUCEDA Jorge Benjamin	MEX	30 DEC 1993	T12	51.02	51.02	51.02
2556	ALOISIUS Martin Amutenya	NAM	14 AUG 1989	T12		51.70	53.40
2615	ALVES Rodolfo	POR	13 AUG 1976	T12	52.42	52.42	52.42
2637	LANGENHOVEN Hilton	RSA	21 JUN 1983	T12	49.42	49.42	49.42
2751	SONGPHINIT Suphachai	THA	30 NOV 1984	T12		52.76	52.76
2768	KHALDI Mahmoud	TUN	6 DEC 1985	T12		50.01	50.01
2781	DENIZ Semih	TUR	5 JAN 1989	T12	52.14	52.14	52.14
2783	ONER Mehmet Nesim	TUR	20 DEC 1994	T12	53.56	53.23	53.23

Total number of entries: 15



## Entry List by Event

As of 30 AUG 2012

### Men's 400m — T13

Bib	Name	NPC Code	Date of Birth	Sport Class	Season's Best	Personal Best	Qualifying Best
2015	NASSER Djamil	ALG	4 DEC 1991	T13	51.30	51.30	51.30
2017	SEKHRI Zine Eddine	ALG	30 NOV 1987	T13	51.64	51.64	51.64
2079	ANDRADE Andre	BRA	4 JAN 1981	T13		52.94	52.94
2207	BARTELEMY SABLON Miguel	CUB	7 FEB 1991	T13		51.20	51.20
2364	PROTOS Ioannis	GRE	26 SEP 1982	T13	50.06	49.51	49.51
2416	KADHIM Hussein	IRQ	13 SEP 1986	T13	50.20	49.85	49.85
2466	SALIMOV Islam	KAZ	18 DEC 1989	T13	54.24	54.24	54.24
2505	AMGUOUN Mohamed	MAR	8 NOV 1988	T13	49.72	49.72	49.72
2617	CAVACO Hugo	POR	6 OCT 1993	T13	52.73	52.73	52.73
2673	LABZIN Alexey	RUS	7 DEC 1978	T13	52.24	52.24	52.24
2687	ZVEREV Alexander	RUS	7 NOV 1989	T13		49.41	49.41
2836	PRICE Markeith	USA	19 MAY 1990	T13	51.64	51.64	51.64

**Total number of entries: 12**



## Entry List by Event

As of 30 AUG 2012

### Men's 400m — T36

Bib	Name	NPC Code	Date of Birth	Sport Class	Season's Best	Personal Best	Qualifying Best
2132	CHE Mian	CHN	27 APR 1983	T36		56.82	56.82
2257	GONZALEZ Jose Manuel	ESP	19 SEP 1970	T36	1:01.01	1:01.01	1:01.01
2306	BLAKE Paul	GBR	15 JAN 1990	T36	55.20	55.20	55.20
2560	CUADRA HOLMAN Gabriel De Jesus	NCA	12 NOV 1992	T36			
2682	SHVETCOV Evgenii	RUS	28 FEB 1988	T36	54.93	54.28	54.28
2654	AREFYEV Artem	RUS	17 JUN 1984	T36	56.77	56.77	56.77
2686	ZHIRNOV Andrey	RUS	6 DEC 1989	T36	57.48	57.05	57.05
2805	PAVLYK Roman	UKR	1 DEC 1983	T36		56.57	56.57

**Total number of entries: 8**




## Entry List by Event

As of 30 AUG 2012

### Men's 400m — T38

Bib	Name	NPC Code	Date of Birth	Sport Class	Season's Best	Personal Best	Qualifying Best
2047	SULLIVAN Tim	AUS	16 SEP 1975	T38	55.75	50.30	53.42
2089	PINHEIRO Edson	BRA	3 JUN 1979	T38	1:06.69	55.40	55.40
2178	ZHOU Wenjun	CHN	1 JUL 1986	T38		52.07	52.07
2645	SEKAILWE Union	RSA	6 JAN 1986	T38	52.71	52.61	52.61
2647	STANDER Marius	RSA	14 MAY 1984	T38	52.71	52.71	52.71
2692	TOLEAFOA Milo	SAM	11 NOV 1986	T37			
2757	SOARES Filomeno	TLS	8 AUG 1991	T38			
2764	CHIDA Mohamed Farhat	TUN	11 SEP 1982	T38	52.28	49.33	49.33
2776	SAIDI Abbas	TUN	9 FEB 1983	T38	53.72	52.48	52.48
2857	HOUSSIMOLI Marcel	VAN	21 JUL 1988	T37			
2865	MONTEROLA Omar	VEN	1 AUG 1987	T37	55.29	53.74	53.74

**Total number of entries: 11**



## Entry List by Event

As of 30 AUG 2012

## Men's 400m — T44

Bib	Name	NPC Code	Date of Birth	Sport Class	Season's Best	Personal Best	Qualifying Best
2049	SWIFT Jack	AUS	8 AUG 1985	T44	55.23	55.23	55.23
2087	OLIVEIRA Alan Fonteles Cardoso	BRA	21 AUG 1992	T43	54.67	54.67	54.67
2153	LIU Zhiming	CHN	20 AUG 1989	T44		53.94	53.94
2333	BEHRE David	GER	13 SEP 1986	T43	53.56	51.40	51.40
2428	SCENDONI Riccardo	ITA	21 OCT 1984	T44	56.18	56.18	56.18
2452	SATO Keita	JPN	26 JUL 1991	T44	58.49	58.00	58.00
2527	BENITEZ SANDOVAL Josue	MEX	12 APR 1981	T44	57.19	56.75	56.75
2642	PISTORIUS Oscar	RSA	22 NOV 1986	T43		45.39	45.39
2679	PROKOPYEV Ivan	RUS	14 SEP 1991	T43	55.35	54.67	54.67
2830	LEEPER Blake	USA	31 AUG 1989	T43	50.68	50.68	50.68
2837	PRINCE David	USA	10 SEP 1983	T44	52.71	52.12	52.12
2846	WALLACE Jarryd	USA	15 MAY 1990	T44	55.38	55.38	55.38

Total number of entries: 12





## Entry List by Event

As of 30 AUG 2012

### Men's 400m — T46

Bib	Name	NPC Code	Date of Birth	Sport Class	Season's Best	Personal Best	Qualifying Best
2054	MATZINGER Gunther	AUT	16 MAY 1987	T46	49.23	49.23	49.23
2102	SOUZA Emericarlo	BRA	26 OCT 1981	T46	50.19	49.35	50.19
2086	NASCIMENTO Yohansson	BRA	25 SEP 1987	T45	50.42	49.71	49.71
2165	XIE Hexing	CHN	1 DEC 1989	T46		50.73	50.73
2170	YAO Jianjun	CHN	26 MAR 1988	T46		50.76	50.76
2182	KIMOU Addoh	CIV	6 JUN 1987	T46		50.90	50.90
2217	ARESTI Antonis	CYP	15 FEB 1983	T46	50.55	49.43	49.44
2332	LOPES CARDOSO Cesar	GBS	25 DEC 1980	T46			
2573	YUNUSA Bashiru	NGR	4 AUG 1985	T46		50.73	50.73
2631	BHEBE Tshepo	RSA	22 FEB 1992	T46	50.37	50.37	50.37
2671	KOTLOV Alexey	RUS	17 AUG 1993	T46	51.42	51.42	51.42
2690	MUVUNYI Hermas	RWA	3 DEC 1988	T46	51.25	50.28	50.28
2708	UGGL DENA PATHIRANNEHELAG P	SRI	29 APR 1986	T46	50.56	50.56	50.56
2861	COLMENARES Samuel	VEN	18 FEB 1987	T46		49.39	49.39

**Total number of entries: 14**



## Entry List by Event

As of 30 AUG 2012

## Men's 400m — T52

Bib	Name	NPC Code	Date of Birth	Sport Class	Season's Best	Personal Best	Qualifying Best
2052	GEIERSPICHLER Thomas	AUT	14 APR 1976	T52	1:04.98	1:00.85	1:02.32
2446	ITO Tomoya	JPN	16 AUG 1963	T52	1:03.02	57.25	58.53
2456	TAKADA Toshihiro	JPN	9 SEP 1965	T52	1:05.04	1:02.00	1:02.00
2458	UEYONABARU Hirokazu	JPN	22 MAY 1971	T52	1:08.78	1:01.48	1:01.77
2534	HERNANDEZ MONDRAGON Salvador	MEX	31 DEC 1963	T52	1:03.20	1:02.02	1:02.60
2540	PEREZ JUAREZ Leonardo De Jesus	MEX	10 FEB 1993	T52	1:04.08	1:04.08	1:04.08
2713	BOESCH Beat	SUI	27 NOV 1971	T52	1:04.11	1:02.67	1:03.90
2750	RUNGSRI Peth	THA	2 MAY 1982	T52	1:07.34	1:02.07	1:07.34
2831	MARTIN Raymond	USA	2 JAN 1994	T52	57.80	57.80	57.80
2839	ROBERTS Josh	USA	2 JAN 1982	T52	1:02.58	1:02.58	1:02.58
2833	NITZ Paul	USA	9 MAR 1969	T52	1:03.82	1:03.82	1:03.82

Total number of entries: 11



## Entry List by Event

As of 30 AUG 2012

### Men's 400m — T53

Bib	Name	NPC Code	Date of Birth	Sport Class	Season's Best	Personal Best	Qualifying Best
2031	COLMAN Richard	AUS	28 NOV 1984	T53	50.17	48.74	49.36
2096	SILVA Ariosvaldo Fernandes	BRA	23 DEC 1976	T53	53.39	51.53	51.81
2123	LAKATOS Brent	CAN	1 JUN 1980	T53	49.71	49.71	49.71
2121	GAUTHIER Eric	CAN	2 AUG 1971	T53	51.25	51.25	51.25
2171	YU Shiran	CHN	5 NOV 1984	T53	51.93	51.93	51.93
2147	LI Huzhao	CHN	18 JAN 1989	T53		49.33	49.86
2264	PUIGBO VERDAGUER Roger	ESP	20 MAR 1978	T53	51.42	51.05	51.05
2287	FAIRBANK Pierre	FRA	27 JUL 1971	T53	50.99	50.99	50.99
2441	HIROMICHI Jun	JPN	21 DEC 1973	T53	51.60	50.21	51.27
2483	YOO Byunghoon	KOR	30 JUN 1972	T53	50.41	49.99	50.41
2481	JUNG Dong Ho	KOR	11 JAN 1975	T53	51.39	50.26	50.76
2487	ALADWANI Hamad N M E	KUW	27 DEC 1972	T53	51.43	51.43	51.43
2541	RAMIREZ VALENCIA Jaime	MEX	30 APR 1963	T53	52.11	51.86	52.11
2742	INTASEN Sopa	THA	25 MAR 1982	T53		50.39	53.14
2746	KRUNGGET Pichet	THA	16 MAR 1975	T53		51.31	51.31
2825	GEORGE Joshua	USA	18 MAR 1984	T53	48.60	48.60	48.60
2842	SIEMANN Brian	USA	7 OCT 1989	T53	49.11	49.11	49.11
2813	ABBOTT Zach	USA	31 OCT 1990	T53	53.37	53.37	53.37
2858	AGUILAR Jesus	VEN	14 MAY 1963	T53	50.57	50.57	50.57

**Total number of entries: 19**



## Entry List by Event

As of 30 AUG 2012

## Men's 400m — T54

Bib	Name	NPC Code	Date of Birth	Sport Class	Season's Best	Personal Best	Qualifying Best
2039	NICHOLSON Richard	AUS	30 JUN 1970	T54	48.24	48.24	48.24
2035	LAPPIN Jake	AUS	11 SEP 1992	T54	49.15	48.31	48.31
2127	THOM Curtis	CAN	13 JUN 1986	T54	47.20	47.20	47.20
2124	MATHIESON Colin	CAN	1 APR 1979	T54	48.72	48.45	48.72
2119	DUPONT Alexandre	CAN	3 SEP 1985	T54	48.73	48.47	48.73
2134	CUI Yanfeng	CHN	9 OCT 1987	T54		48.36	48.36
2150	LIU Chengming	CHN	20 MAR 1987	T54		47.60	47.60
2174	ZHANG Lixin	CHN	2 JAN 1983	T54		47.36	47.36
2278	TAHTI Leo Pekka	FIN	22 JUN 1983	T54	48.20	48.20	48.20
2343	SCHUH Marc	GER	12 AUG 1989	T54	47.56	45.64	46.32
2542	SANCHEZ NAVA Fernando	MEX	30 MAY 1983	T54	48.66	47.50	47.50
2529	CERVANTES GARCIA Juan Pablo	MEX	23 JUN 1992	T54	49.45	49.45	49.45
2565	van WEEGHEL Kenny	NED	16 SEP 1980	T54	47.53	47.53	47.53
2716	HUG Marcel	SUI	16 JAN 1986	T54	47.22	47.22	47.22
2744	KONJEN Saichon	THA	30 MAR 1983	T54	48.78	47.05	48.07
2745	KOYSUB Supachai	THA	15 JUL 1977	T54		48.21	48.21
2762	AOUADI Ahmed	TUN	3 DEC 1978	T54	48.56	48.34	48.41
2790	VAHDANI Mohammad	UAE	23 OCT 1979	T54	49.00	47.15	49.00
2814	BIRD Jordan	USA	4 APR 1989	T54	47.96	47.58	47.96
2820	CHALMERS Ryan	USA	14 MAR 1989	T54	50.96	50.96	50.96
2870	VALLADARES Juan	VEN	11 OCT 1980	T54	47.56	47.56	47.56

Total number of entries: 21



## Entry List by Event

As of 30 AUG 2012

## Men's 800m — T12

Bib	Name	NPC Code	Date of Birth	Sport Class	Season's Best	Personal Best	Qualifying Best
2097	SILVA Carlos J Barto	BRA	6 MAY 1982	T11	2:08.48	2:03.70	2:03.70
Guide	DAMIAO Cassio Henrique	BRA	25 FEB 1974				
2100	SIQUEIRA Thierb	BRA	12 FEB 1990	T12		1:59.55	1:59.55
Guide	de OLIVEIRA SALES Heitor	BRA	28 DEC 1984				
2214	RASHID Lazaro	CUB	9 NOV 1975	T12		1:57.07	1:57.07
2251	AVILA Ignacio	ESP	19 JAN 1979	T12	1:56.66	1:56.66	1:56.66
2311	DEVINE David	GBR	13 FEB 1992	T12		1:55.10	1:56.61
2375	HERNANDEZ Luis	HON	5 NOV 1989	T11			
Guide	ESPINAL Maxim	HON	11 DEC 1989				
2507	CHENTOUF El Amin	MAR	8 JUN 1981	T12	2:01.31	2:01.31	2:01.31
Guide	BOULOUIZ Said	MAR	30 APR 1956				
Guide	TAKI Allal	MAR	1 JAN 1963				
2680	SHAROV Egor	RUS	16 DEC 1988	T12	1:56.36	1:56.36	1:56.36
2778	ZHIOU Abderrahim	TUN	26 SEP 1985	T12	1:58.61	1:54.82	1:57.79
2772	NASRALLAH Hatem	TUN	2 OCT 1991	T12	2:03.58	2:03.58	2:03.58
2781	DENIZ Semih	TUR	5 JAN 1989	T12	1:56.68	1:56.68	1:56.68
2783	ONER Mehmet Nesim	TUR	20 DEC 1994	T12	1:57.52	1:57.52	1:57.52
2875	KATONGO Lassam	ZAM	28 JAN 1987	T12			

Total number of entries: 13




## Entry List by Event

As of 30 AUG 2012

### Men's 800m — T13

Bib	Name	NPC Code	Date of Birth	Sport Class	Season's Best	Personal Best	Qualifying Best
2002	BAKA Abdellatif	ALG	7 MAY 1994	T13	1:55.20	1:55.20	1:55.20
2017	SEKHRI Zine Eddine	ALG	30 NOV 1987	T13	1:58.29	1:58.29	1:58.29
2033	HARDING Sam	AUS	11 MAY 1991	T13	1:58.24	1:58.24	1:58.24
2207	BARTELEMY SABLON Miguel	CUB	7 FEB 1991	T13		1:58.81	1:58.81
2474	KORIR David	KEN	30 JUL 1984	T13		1:57.52	1:57.52
2511	MAME Abdelillah	MAR	10 NOV 1975	T13	1:57.89	1:53.86	1:57.05
2515	ZALZOULI Tarik	MAR	26 AUG 1984	T13	1:58.65	1:58.65	1:58.65
2510	EL KADIOUI EL IDRISSEI Abdelali	MAR	25 JUL 1977	T13		1:58.09	2:00.94
Guide	BENZEKRI Rachid	MAR	19 SEP 1974				
2526	ARCOS LIRA Juan Carlos	MEX	17 DEC 1986	T13	1:58.52	1:58.52	1:58.52
2579	PRENDERGAST Tim	NZL	1 MAR 1979	T13	1:57.80	1:57.80	1:57.80
2583	GOMEZ Said	PAN	26 JUN 1964	T13			
2611	WIETECKI Lukasz	POL	29 JUL 1984	T13	1:57.94	1:56.17	1:56.17
2652	AKHTYAMOV Alexey	RUS	3 MAY 1989	T13	1:58.09	1:58.09	1:58.09
2670	KORNILOV Dmitrii	RUS	15 MAR 1990	T13	1:59.33	1:58.96	1:58.96

**Total number of entries: 14**



## Entry List by Event


As of 30 AUG 2012

## Men's 800m — T36

Bib	Name	NPC Code	Date of Birth	Sport Class	Season's Best	Personal Best	Qualifying Best
2185	GUTIERREZ TORRES Fabio	COL	20 JUL 1987	T36	2:29.89	2:29.89	2:29.89
2257	GONZALEZ Jose Manuel	ESP	19 SEP 1970	T36	2:15.18	2:14.47	2:14.47
2261	PAMPANO Jose	ESP	10 DEC 1978	T36	2:18.79	2:18.79	2:18.79
2306	BLAKE Paul	GBR	15 JAN 1990	T36	2:06.81	2:06.81	2:06.81
2560	CUADRA HOLMAN Gabriel De Jesus	NCA	12 NOV 1992	T36			
2682	SHVETCOV Evgenii	RUS	28 FEB 1988	T36	2:05.05	2:05.05	2:05.05
2654	AREFYEV Artem	RUS	17 JUN 1984	T36	2:06.19	2:06.19	2:06.19
2665	KHARAGEZOV Pavel	RUS	22 MAR 1987	T36	2:13.35	2:13.00	2:13.00

**Total number of entries: 8**





## Entry List by Event

As of 30 AUG 2012

## Men's 800m — T37

Bib	Name	NPC Code	Date of Birth	Sport Class	Season's Best	Personal Best	Qualifying Best
2009	DJEMAI Madjid	ALG	1 SEP 1983	T37	2:04.72	2:04.72	2:04.72
2018	HANANI Khaled	ALG	5 SEP 1982	T37	2:08.98	2:08.00	2:08.00
2044	SCOTT Brad	AUS	15 APR 1988	T37	2:03.54	2:00.28	2:00.28
2293	MASTOURI Djamel	FRA	17 JAN 1972	T37	2:11.05	2:11.05	2:11.05
2406	McKILLOP Michael	IRL	27 JAN 1990	T37	1:58.38	1:56.74	1:56.74
2635	du TOIT Charl	RSA	26 MAR 1993	T37	2:05.33	2:05.33	2:05.33
2763	CHARMI Mohamed	TUN	28 MAY 1981	T37	2:21.67	2:04.75	2:05.06
2773	OTHMANI Faycel	TUN	6 OCT 1984	T37	2:21.90	2:09.88	2:11.77
2795	DRIHA Oleksandr	UKR	12 JUN 1985	T37	2:13.61	2:09.33	2:09.33

Total number of entries: 9



## Entry List by Event

As of 30 AUG 2012

## Men's 800m — T46

Bib	Name	NPC Code	Date of Birth	Sport Class	Season's Best	Personal Best	Qualifying Best
2016	NOUIOUA Samir	ALG	10 JUL 1985	T46	1:52.04	1:52.04	1:52.04
2043	ROEGER Michael	AUS	14 MAY 1988	T46	1:56.44	1:55.54	1:55.54
2046	SILCOCKS Matthew	AUS	5 MAY 1993	T46	1:56.98	1:56.98	1:56.98
2054	MATZINGER Gunther	AUT	16 MAY 1987	T46		1:54.52	1:54.52
2068	NIKOBIMEZE Remy	BDI	12 OCT 1989	T46	2:02.46	2:02.46	2:02.46
2271	KEBEDE Tesfalem Gebru	ETH	10 MAY 1989	T46		1:56.69	1:56.69
2272	REDAE Kiross Tekle	ETH	16 JUN 1987	T46			
2424	DALLA PALMA Davide	ITA	24 AUG 1990	T46	2:01.18	2:01.18	2:01.18
2470	CHESUM Jonah Kipkemoi	KEN	5 MAY 1989	T46	1:59.18	1:59.18	1:59.18
2469	CHERUIYOT Stanley	KEN	8 MAR 1980	T46		1:58.00	1:58.00
2476	TARBEI Abraham	KEN	28 SEP 1986	T46		1:17.94	1:55.33
2509	EL HARTI Abdelhadi	MAR	11 JUN 1982	T46		2:00.60	2:00.60
2592	AWIZEN Marcin	POL	11 NOV 1985	T46		1:53.97	1:53.97
2671	KOTLOV Alexey	RUS	17 AUG 1993	T46	1:59.62	1:59.62	1:59.62
2690	MUVUNYI Hermas	RWA	3 DEC 1988	T46	1:58.56	1:56.00	1:56.00
2766	FOUZAI Mohamed	TUN	9 MAY 1989	T46	1:59.39	1:56.01	1:56.01
2782	KILICASLAN Cahit	TUR	12 JUL 1990	T46	2:00.55	2:00.55	2:00.55
2828	HAMMER Chris	USA	30 MAR 1986	T46	2:00.77	2:00.77	2:00.77
2861	COLMENARES Samuel	VEN	18 FEB 1987	T46		2:00.13	2:00.13

Total number of entries: 19



## Entry List by Event

As of 30 AUG 2012

## Men's 800m — T52

Bib	Name	NPC Code	Date of Birth	Sport Class	Season's Best	Personal Best	Qualifying Best
2052	GEIERSPICHLER Thomas	AUT	14 APR 1976	T52	2:09.21	1:58.98	2:02.25
2190	TORRES Cristian	COL	21 JAN 1981	T52	2:10.64	2:10.64	2:10.64
2456	TAKADA Toshihiro	JPN	9 SEP 1965	T52	2:11.09	2:02.19	2:02.19
2446	ITO Tomoya	JPN	16 AUG 1963	T52	2:13.58	1:52.31	2:01.05
2458	UEYONABARU Hirokazu	JPN	22 MAY 1971	T52	2:37.74	2:02.04	2:02.04
2540	PEREZ JUAREZ Leonardo De Jesus	MEX	10 FEB 1993	T52	2:06.14	2:06.14	2:06.14
2831	MARTIN Raymond	USA	2 JAN 1994	T52	1:55.67	1:55.67	1:55.67
2839	ROBERTS Josh	USA	2 JAN 1982	T52	2:10.27	2:10.27	2:10.27

**Total number of entries: 8**



## Entry List by Event

As of 30 AUG 2012

## Men's 800m — T53

Bib	Name	NPC Code	Date of Birth	Sport Class	Season's Best	Personal Best	Qualifying Best
2031	COLMAN Richard	AUS	28 NOV 1984	T53	1:38.40	1:36.00	1:37.53
2123	LAKATOS Brent	CAN	1 JUN 1980	T53	1:45.72	1:45.72	1:45.72
2147	LI Huzhao	CHN	18 JAN 1989	T53	1:41.07	1:41.07	1:41.07
2177	ZHAO Yufei	CHN	11 NOV 1988	T53	1:43.86	1:43.59	1:43.86
2264	PUIGBO VERDAGUER Roger	ESP	20 MAR 1978	T53	1:37.20	1:36.61	1:37.15
2287	FAIRBANK Pierre	FRA	27 JUL 1971	T53	1:40.80	1:37.10	1:37.26
2441	HIROMICHI Jun	JPN	21 DEC 1973	T53	1:38.00	1:36.85	1:38.00
2449	MATSUNAGA Hitoshi	JPN	15 SEP 1972	T53	1:44.76	1:42.55	1:43.92
2483	YOO Byunghoon	KOR	30 JUN 1972	T53	1:43.86	1:40.21	1:43.20
2541	RAMIREZ VALENCIA Jaime	MEX	30 APR 1963	T53	1:47.65	1:47.65	1:47.65
2825	GEORGE Joshua	USA	18 MAR 1984	T53	1:36.85	1:36.85	1:36.85
2842	SIEMANN Brian	USA	7 OCT 1989	T53	1:37.39	1:37.39	1:37.39
2813	ABBOTT Zach	USA	31 OCT 1990	T53	1:47.55	1:47.55	1:47.55
2858	AGUILAR Jesus	VEN	14 MAY 1963	T53	1:43.94	1:43.94	1:43.94

Total number of entries: 14



## Entry List by Event

As of 30 AUG 2012

### Men's 800m — T54

Bib	Name	NPC Code	Date of Birth	Sport Class	Season's Best	Personal Best	Qualifying Best
2032	FEARNLEY Kurt	AUS	23 MAR 1981	T54	1:37.07	1:32.73	1:37.07
2035	LAPPIN Jake	AUS	11 SEP 1992	T54	1:39.32	1:37.73	1:38.98
2119	DUPONT Alexandre	CAN	3 SEP 1985	T54	1:38.54	1:36.65	1:36.65
2113	CASSIDY Josh	CAN	15 NOV 1984	T54	1:39.03	1:35.72	1:37.24
2174	ZHANG Lixin	CHN	2 JAN 1983	T54	1:38.29	1:38.29	1:38.29
2284	CASOLI Julien	FRA	5 JUL 1982	T54	1:35.08	1:32.19	1:35.08
2302	JARJU Demba	GAM	18 MAR 1989	T54			
2326	WEIR David	GBR	5 JUN 1979	T54	1:36.14	1:32.66	1:36.08
2440	HIGUCHI Masayuki	JPN	15 JAN 1979	T54	1:38.22	1:37.62	1:37.62
2438	HANAOKA Nobukazu	JPN	13 MAR 1976	T54	1:39.26	1:37.74	1:37.74
2462	YASUOKA Choke	JPN	18 JAN 1973	T54	1:41.93	1:32.45	1:36.40
2482	KIM Gyu Dae	KOR	17 JAN 1984	T54	1:37.57	1:35.13	1:35.93
2480	HONG Sukman	KOR	7 DEC 1975	T54	1:40.67	1:34.91	1:36.41
2542	SANCHEZ NAVA Fernando	MEX	30 MAY 1983	T54	1:36.88	1:36.88	1:36.88
2544	VELASCO SORIA Martin	MEX	1 MAY 1970	T54	1:36.91	1:36.12	1:36.12
2531	GANDARILLA FERNANDEZ Pedro	MEX	26 NOV 1990	T54	1:38.86	1:36.93	1:36.93
2716	HUG Marcel	SUI	16 JAN 1986	T54	1:35.43	1:31.12	1:35.43
2744	KONJEN Saichon	THA	30 MAR 1983	T54	1:37.59	1:36.14	1:36.14
2762	AOUADI Ahmed	TUN	3 DEC 1978	T54	1:38.66	1:35.78	1:37.15
2790	VAHDANI Mohammad	UAE	23 OCT 1979	T54	1:38.10	1:38.10	1:38.10
2814	BIRD Jordan	USA	4 APR 1989	T54	1:36.04	1:36.04	1:36.04
2820	CHALMERS Ryan	USA	14 MAR 1989	T54	1:38.29	1:38.29	1:38.29
2870	VALLADARES Juan	VEN	11 OCT 1980	T54	1:35.82	1:35.82	1:35.82

**Total number of entries: 23**




## Entry List by Event

As of 30 AUG 2012

## Men's 1500m — T11

Bib	Name	NPC Code	Date of Birth	Sport Class	Season's Best	Personal Best	Qualifying Best
2094	SANTOS Odair	BRA	17 MAY 1981	T11	4:02.97	3:59.44	4:02.97
Guide	dos SANTOS Carlos Antonio	BRA	29 NOV 1980				
2097	SILVA Carlos J Barto	BRA	6 MAY 1982	T11	4:28.77	4:20.77	4:20.77
Guide	DAMIAO Cassio Henrique	BRA	25 FEB 1974				
2117	DUNKERLEY Jason Joseph	CAN	21 AUG 1977	T11	4:08.05	4:08.05	4:08.05
Guide	KARANJA Josh	CAN	14 JUN 1984				
2131	VALENZUELA Cristian	CHI	28 APR 1983	T11		4:18.09	4:24.72
Guide	GUAJARDO Cristopher	CHI	7 APR 1988				
2189	SOSA William	COL	24 NOV 1984	T11	4:20.55	4:20.55	4:20.55
Guide	CHAVARRO DIAS Cesar	COL	22 SEP 1986				
2229	ANDERSEN Mikael	DEN	28 APR 1984	T11	4:19.05	4:15.84	4:15.84
Guide	BENGTSEN Laust	DEN	11 FEB 1974				
2459	WADA Shinya	JPN	9 JUL 1977	T11	4:19.94	4:19.94	4:19.94
Guide	KITAMURA Takuya	JPN	31 JUL 1981				
Guide	NAKATA Takashi	JPN	23 OCT 1979				
2468	CHERUIYOT Immanuel Kipkosgei	KEN	25 DEC 1984	T11		4:22.08	4:22.08
Guide	TARUS Robert	KEN	1 JAN 1984				
2472	KIMANI Samwel Mushai	KEN	26 DEC 1989	T11		4:09.74	4:09.74
Guide	BOIT James	KEN	7 AUG 1984				
2508	ED DAHMANI Mohamed	MAR	1 JAN 1986	T11	4:16.15	4:16.15	4:16.15
Guide	SANJACH Mustapha	MAR	7 JAN 1990				
2545	ZAPIEN ROSAS Luis	MEX	5 AUG 1975	T11	4:27.84	4:27.84	4:27.84
Guide	MARISCAL RIVERA Juan Carlos	MEX	26 OCT 1989				
2614	ALVES Nuno	POR	24 MAY 1975	T11	4:21.66	4:21.66	4:21.66
Guide	FERREIRA Jose	POR	26 JAN 1973				
2625	VALE Ricardo	POR	13 JAN 1983	T11	4:31.60	4:30.17	4:30.17
Guide	RAMOS Paulo	POR	21 AUG 1962				
2655	ASADULLIN Albert	RUS	27 NOV 1981	T11	4:33.41	4:27.79	4:27.79
Guide	TIMERBAEV Vladislav	RUS	17 JUL 1988				

Total number of entries: 14




## Entry List by Event

As of 30 AUG 2012

## Men's 1500m — T13

Bib	Name	NPC Code	Date of Birth	Sport Class	Season's Best	Personal Best	Qualifying Best
2002	BAKA Abdellatif	ALG	7 MAY 1994	T13	4:03.24	4:03.24	4:03.24
2014	KARFAS Nacer-Eddine	ALG	7 JUN 1977	T12	4:05.35	4:05.35	4:05.35
2214	RASHID Lazaro	CUB	9 NOV 1975	T12		4:02.13	4:02.13
2251	AVILA Ignacio	ESP	19 JAN 1979	T12	4:04.08	3:57.82	4:02.99
2250	AVILA Abel	ESP	15 MAR 1977	T12	4:06.16	3:58.55	4:06.16
2311	DEVINE David	GBR	13 FEB 1992	T12		4:01.53	4:01.53
2473	KIRWA Henry	KEN	4 MAY 1973	T12		4:02.07	4:02.07
2474	KORIR David	KEN	30 JUL 1984	T13		3:58.59	4:03.75
2515	ZALZOULI Tarik	MAR	26 AUG 1984	T13	4:07.24	3:56.92	3:58.66
2511	MAME Abdelillah	MAR	10 NOV 1975	T13	4:09.70	4:09.70	4:09.70
2507	CHENTOUF El Amin	MAR	8 JUN 1981	T12	4:10.75	4:10.75	4:10.75
2526	ARCOS LIRA Juan Carlos	MEX	17 DEC 1986	T13	4:05.64	4:05.64	4:05.64
2579	PRENDERGAST Tim	NZL	1 MAR 1979	T13	3:59.37	3:56.99	3:59.37
2583	GOMEZ Said	PAN	26 JUN 1964	T13			
2611	WIETECKI Lukasz	POL	29 JUL 1984	T13	3:59.39	3:57.63	3:59.39
2680	SHAROV Egor	RUS	16 DEC 1988	T12	3:58.24	3:58.24	3:58.24
2652	AKHTYAMOV Alexey	RUS	3 MAY 1989	T13	3:58.47	3:58.47	3:58.47
2670	KORNILOV Dmitrii	RUS	15 MAR 1990	T13	3:59.95	3:59.95	3:59.95
2778	ZHIOU Abderrahim	TUN	26 SEP 1985	T12	3:58.60	3:58.60	3:58.60
2772	NASRALLAH Hatem	TUN	2 OCT 1991	T12	4:13.20	4:13.20	4:13.20
2781	DENIZ Semih	TUR	5 JAN 1989	T12	4:12.02	4:08.57	4:08.57
2875	KATONGO Lassam	ZAM	28 JAN 1987	T12			

Total number of entries: 22



## Entry List by Event

As of 30 AUG 2012

### Men's 1500m — T20

Bib	Name	NPC Code	Date of Birth	Sport Class	Season's Best	Personal Best	Qualifying Best
2258	MARTINEZ MOROTE Jose	ESP	5 FEB 1984	T20	4:05.72	4:05.04	4:05.04
2319	MORRIS Steve	GBR	13 SEP 1988	T20	3:58.93	3:58.93	3:58.93
2398	NASIRI BAZANJANI Peyman	IRI	10 JUN 1980	T20	4:04.29	3:57.10	3:57.10
2445	ISHII Kuniaki	JPN	26 MAR 1985	T20	4:05.92	4:05.79	4:05.79
2447	KIMURA Yuya	JPN	19 JAN 1984	T20	4:11.05	4:05.52	4:05.52
2596	KORC Rafal	POL	9 MAR 1982	T20	4:01.10	3:59.70	3:59.70
2602	PEK Daniel	POL	28 NOV 1991	T20	4:01.77	4:01.35	4:01.35
2667	KHRUSTALEV Viacheslav	RUS	9 NOV 1986	T20	4:01.77	4:01.13	4:01.13
2796	GOLINEY Andriy	UKR	5 AUG 1978	T20	4:01.42	4:01.42	4:01.42
2807	SHCHERBYNA Viktor	UKR	25 OCT 1986	T20	4:02.20	4:01.49	4:01.49
2832	MURRAY Michael	USA	9 FEB 1991	T20	4:04.59	4:04.59	4:04.59

**Total number of entries: 11**





## Entry List by Event

As of 30 AUG 2012

### Men's 1500m — T37

Bib	Name	NPC Code	Date of Birth	Sport Class	Season's Best	Personal Best	Qualifying Best
2009	DJEMAI Madjid	ALG	1 SEP 1983	T37	4:22.36	4:22.36	4:22.36
2018	HANANI Khaled	ALG	5 SEP 1982	T37	4:27.56	4:26.45	4:27.56
2044	SCOTT Brad	AUS	15 APR 1988	T37		4:10.96	4:10.96
2293	MASTOURI Djamel	FRA	17 JAN 1972	T37	4:24.93	4:24.93	4:24.93
2316	MILLER Dean	GBR	23 AUG 1989	T37	4:20.93	4:20.93	4:20.93
2406	McKILLOP Michael	IRL	27 JAN 1990	T37	3:59.54	3:55.23	3:59.54
2504	AHARAK Hafid	MAR	17 AUG 1983	T37		4:29.85	4:29.85
2773	OTHMANI Faycel	TUN	6 OCT 1984	T37	4:21.80	4:21.80	4:21.80
2763	CHARMI Mohamed	TUN	28 MAY 1981	T37	4:22.44	4:16.90	4:16.90
2795	DRIHA Oleksandr	UKR	12 JUN 1985	T37	4:48.34	4:48.34	4:48.34

**Total number of entries: 10**



## Entry List by Event

As of 30 AUG 2012

## Men's 1500m — T46

Bib	Name	NPC Code	Date of Birth	Sport Class	Season's Best	Personal Best	Qualifying Best
2016	NOUIOUA Samir	ALG	10 JUL 1985	T46	3:54.56	3:53.80	3:54.56
2046	SILCOCKS Matthew	AUS	5 MAY 1993	T46	4:01.30	4:01.30	4:01.30
2043	ROEGER Michael	AUS	14 MAY 1988	T46		3:58.43	4:02.07
2068	NIKOBIMEZE Remy	BDI	12 OCT 1989	T46	4:04.90	4:04.90	4:04.90
2236	OMAR HASSAN Houssein	DJI	1 JAN 1977	T46			
2270	INDELBU Wondiye Fikre	ETH	13 FEB 1988	T46		3:58.75	3:58.75
2271	KEBEDE Tesfalem Gebru	ETH	10 MAY 1989	T46		3:59.55	3:59.55
2424	DALLA PALMA Davide	ITA	24 AUG 1990	T46	4:05.64	4:05.64	4:05.64
2469	CHERUIYOT Stanley	KEN	8 MAR 1980	T46		4:01.69	4:07.50
2470	CHESUM Jonah Kipkemoi	KEN	5 MAY 1989	T46		3:55.46	3:55.46
2476	TARBEI Abraham	KEN	28 SEP 1986	T46		3:56.53	3:56.53
2582	MASIH Naeem	PAK	6 FEB 1987	T46			
2588	VILDOSOLA Isidro	PHI	15 MAY 1976	T46		4:21.33	
2592	AWIZEN Marcin	POL	11 NOV 1985	T46		3:59.92	3:59.92
2691	NSENGIMANA Theoneste	RWA	11 FEB 1989	T46	4:06.05	4:06.05	4:06.05
2766	FOUZAI Mohamed	TUN	9 MAY 1989	T46	3:59.90	3:56.90	3:57.60
2782	KILICASLAN Cahit	TUR	12 JUL 1990	T46	4:10.23	4:09.57	4:09.57
2793	EMONG David	UGA	10 SEP 1990	T46		4:02.01	4:02.01
2828	HAMMER Chris	USA	30 MAR 1986	T46	3:58.04	3:58.04	3:58.04

Total number of entries: 19



## Entry List by Event

As of 30 AUG 2012

## Men's 1500m — T54

Bib	Name	NPC Code	Date of Birth	Sport Class	Season's Best	Personal Best	Qualifying Best
2032	FEARNLEY Kurt	AUS	23 MAR 1981	T54	2:54.75	2:54.75	2:54.75
2113	CASSIDY Josh	CAN	15 NOV 1984	T54	2:56.69	2:55.73	2:56.69
2174	ZHANG Lixin	CHN	2 JAN 1983	T54	3:01.28	3:01.28	3:01.28
2150	LIU Chengming	CHN	20 MAR 1987	T54	3:01.47	3:01.47	3:01.47
2152	LIU Yang	CHN	10 APR 1990	T54	3:01.85	3:01.85	3:01.85
2284	CASOLI Julien	FRA	5 JUL 1982	T54	2:54.95	2:54.95	2:54.95
2326	WEIR David	GBR	5 JUN 1979	T54	2:56.79	2:55.25	2:56.79
2438	HANAOKA Nobukazu	JPN	13 MAR 1976	T54	3:02.49	2:59.94	2:59.94
2461	YAMAMOTO Hiroyuki	JPN	31 MAY 1966	T54	3:17.17	3:01.95	3:01.95
2453	SOEJIMA Masazumi	JPN	31 AUG 1970	T54	3:17.27	3:00.64	3:00.64
2482	KIM Gyu Dae	KOR	17 JAN 1984	T54	3:03.86	3:00.04	3:00.04
2480	HONG Sukman	KOR	7 DEC 1975	T54	3:08.81	3:04.49	3:04.49
2542	SANCHEZ NAVA Fernando	MEX	30 MAY 1983	T54	3:08.03	3:08.03	3:08.03
2594	HAMERLAK Tomasz	POL	5 SEP 1975	T54	3:25.08	2:55.91	3:03.13
2716	HUG Marcel	SUI	16 JAN 1986	T54	2:54.62	2:54.51	2:54.62
2744	KONJEN Saichon	THA	30 MAR 1983	T54	3:08.02	3:01.81	3:02.08
2752	WAHORAM Prawat	THA	24 MAR 1981	T54		3:00.18	3:01.52
2762	AOUADI Ahmed	TUN	3 DEC 1978	T54	3:07.88	3:02.49	3:07.88
2790	VAHDANI Mohammad	UAE	23 OCT 1979	T54	3:06.88	3:05.96	3:05.96
2825	GEORGE Joshua	USA	18 MAR 1984	T53	2:56.02	2:56.02	2:56.02
2835	PIKE Aaron	USA	4 MAY 1986	T54	3:02.20	3:02.20	3:02.20

**Total number of entries: 21**



## Entry List by Event

As of 30 AUG 2012

### Men's 5000m — T11

Bib	Name	NPC Code	Date of Birth	Sport Class	Season's Best	Personal Best	Qualifying Best
2094	SANTOS Odair	BRA	17 MAY 1981	T11	15:17.35	15:11.79	15:11.79
Guide	SOUZA DO NASCIMENTO Samuel	BRA	17 AUG 1988				
2117	DUNKERLEY Jason Joseph	CAN	21 AUG 1977	T11	15:37.76	15:37.76	15:45.07
Guide	KARANJA Josh	CAN	14 JUN 1984				
2131	VALENZUELA Cristian	CHI	28 APR 1983	T11		16:01.88	16:01.88
Guide	GUAJARDO Cristopher	CHI	7 APR 1988				
2229	ANDERSEN Mikael	DEN	28 APR 1984	T11	16:43.21	16:42.82	16:43.21
Guide	BENGTSEN Laust	DEN	11 FEB 1974				
2254	de PEDRAZA LOSA Ricardo	ESP	28 AUG 1970	T11	16:31.24	16:31.24	16:31.24
Guide	SELLARES MARTINEZ Oriol	ESP	10 AUG 1987				
2459	WADA Shinya	JPN	9 JUL 1977	T11	16:12.72	16:10.26	16:10.26
Guide	SHIDA Jun	JPN	16 JUN 1973				
Guide	NAKATA Takashi	JPN	23 OCT 1979				
2467	BII Wilson	KEN	9 FEB 1986	T11	15:42.64	15:42.64	15:42.64
Guide	KENER Jacob	KEN	31 DEC 1983				
2468	CHERUIYOT Immanuel Kipkosgei	KEN	25 DEC 1984	T11		15:58.29	15:58.29
Guide	TARUS Robert	KEN	1 JAN 1984				
2471	KARANJA Francis Thuo	KEN	6 APR 1975	T11		16:00.00	16:00.00
Guide	KARANJA James Kuria	KEN	1 DEC 1979				
2545	ZAPIEN ROSAS Luis	MEX	5 AUG 1975	T11	16:46.45	16:05.65	16:05.65
Guide	MARISCAL RIVERA Juan Carlos	MEX	26 OCT 1989				
2614	ALVES Nuno	POR	24 MAY 1975	T11	17:03.64	16:05.96	16:05.96
Guide	FERREIRA Jose	POR	26 JAN 1973				
2625	VALE Ricardo	POR	13 JAN 1983	T11		16:16.18	16:16.18
Guide	RAMOS Paulo	POR	21 AUG 1962				
2640	NEHRO Jan	RSA	22 JAN 1973	T11	16:17.54	16:08.99	16:08.99
Guide	FORTUIN Duane	RSA	13 JUL 1984				

**Total number of entries: 13**



## Entry List by Event

As of 30 AUG 2012

### Men's 5000m — T12

Bib	Name	NPC Code	Date of Birth	Sport Class	Season's Best	Personal Best	Qualifying Best
2014	KARFAS Nacer-Eddine	ALG	7 JUN 1977	T12	15:14.22	14:59.04	14:59.04
2026	SANTERO Jose Luis	ARG	3 JUN 1976	T12	17:26.07	16:43.90	16:43.90
Guide	LUCHIK Jorge	ARG	24 JUN 1981				
2260	NIEVES Gustavo	ESP	9 MAR 1982	T12	14:47.11	14:21.51	14:47.11
2266	SUAREZ LASO Alberto	ESP	19 DEC 1977	T12	15:23.60	15:01.40	15:23.60
2443	HORIKOSHI Tadashi	JPN	19 JUL 1988	T12	15:15.11	15:15.11	15:15.11
2451	OKAMURA Masahiro	JPN	13 APR 1970	T12	15:37.04	15:37.04	15:37.04
2473	KIRWA Henry	KEN	4 MAY 1973	T12		14:41.80	14:41.80
2507	CHENTOUF El Amin	MAR	8 JUN 1981	T12	14:33.37	14:33.37	14:33.37
Guide	BOULOUIZ Said	MAR	30 APR 1956				
Guide	TAKI Allal	MAR	1 JAN 1963				
2778	ZHIOU Abderrahim	TUN	26 SEP 1985	T12	15:57.90	14:40.06	14:40.06

**Total number of entries: 9**




## Entry List by Event

As of 30 AUG 2012

### Men's 5000m — T54

Bib	Name	NPC Code	Date of Birth	Sport Class	Season's Best	Personal Best	Qualifying Best
2032	FEARNLEY Kurt	AUS	23 MAR 1981	T54	10:22.67	9:54.74	10:19.59
2027	ARKLEY Nathaniel	AUS	27 OCT 1994	T54		10:48.40	10:48.40
2113	CASSIDY Josh	CAN	15 NOV 1984	T54	10:24.57	9:55.13	10:20.53
2119	DUPONT Alexandre	CAN	3 SEP 1985	T54	10:39.88	10:39.88	10:39.88
2150	LIU Chengming	CHN	20 MAR 1987	T54	10:39.24	10:39.24	10:39.24
2264	PUIGBO VERDAGUER Roger	ESP	20 MAR 1978	T53	10:25.94	9:53.84	10:20.83
2252	BOTELLO JIMENEZ Rafael	ESP	23 FEB 1979	T54	10:35.68	10:16.21	10:35.68
2284	CASOLI Julien	FRA	5 JUL 1982	T54	10:15.78	10:15.78	10:15.78
2289	FUSS Alain	FRA	10 JUL 1968	T54	10:25.34	10:24.18	10:25.34
2291	LEMEUNIER Denis	FRA	12 FEB 1965	T54	10:25.66	9:56.42	10:25.66
2326	WEIR David	GBR	5 JUN 1979	T54	10:22.46	9:53.15	10:22.46
2442	HOKINOUE Kota	JPN	30 MAR 1974	T54	10:28.13	9:55.04	10:10.23
2441	HIROMICHI Jun	JPN	21 DEC 1973	T53	10:29.77	10:05.49	10:29.77
2461	YAMAMOTO Hiroyuki	JPN	31 MAY 1966	T54	11:39.25	10:22.68	10:29.26
2480	HONG Sukman	KOR	7 DEC 1975	T54	11:11.67	10:47.71	10:47.71
2482	KIM Gyu Dae	KOR	17 JAN 1984	T54	11:26.98	10:10.48	10:10.97
2544	VELASCO SORIA Martin	MEX	1 MAY 1970	T54	10:41.49	10:41.49	10:41.49
2533	GORDIAN MARTINEZ Aaron	MEX	4 MAY 1964	T54	10:52.07	10:38.39	10:46.48
2594	HAMERLAK Tomasz	POL	5 SEP 1975	T54	12:14.24	9:53.59	10:20.58
2716	HUG Marcel	SUI	16 JAN 1986	T54	10:15.44	9:53.05	10:15.44
2752	WAHORAM Prawat	THA	24 MAR 1981	T54		10:06.97	10:26.66
2790	VAHDANI Mohammad	UAE	23 OCT 1979	T54	10:42.29	10:42.29	10:42.29
2840	SCHABORT Krige	USA	9 SEP 1963	T54	10:21.80	10:21.80	10:21.80
2816	BLEAKNEY Adam	USA	27 AUG 1975	T53	10:39.48	10:39.11	10:39.11
2835	PIKE Aaron	USA	4 MAY 1986	T54	10:39.59	10:39.59	10:39.59

**Total number of entries: 25**




## Entry List by Event

As of 30 AUG 2012

## Men's 4 x 100m Relay — T11-13

Bib	Name	NPC Code	Date of Birth	Sport Class	Season's Best	Personal Best	Qualifying Best
	Azerbaijan	AZE		T11/T13	44.35		44.35
2060	MURADOV Elchin						
Guide	SETIN Pavel						
2063	OSMANOV Rza						
2064	PANYUTIN Oleg						
2065	ZAYETS Vladimir						
	Brazil	BRA		T11/T13	43.76		43.76
2079	ANDRADE Andre						
2085	GOMES Felipe						
Guide	SILVA de SOUZA Jorge Luiz						
2090	PRADO Lucas						
Guide	BARBOSA dos SANTOS Justino						
2098	SILVA Daniel						
Guide	SOUZA LOPES Leonardo						
2100	SIQUEIRA Thierb						
Guide	de OLIVEIRA SALES Heitor						
	Canada	CAN		T11/T13	45.13		45.13
2116	DOLFO Braedon Samuel						
2117	DUNKERLEY Jason Joseph						
Guide	KARANJA Josh						
2118	DUNKERLEY Jonathan Peter						
Guide	YOUNG Sean						
2122	KING Brandon						
Guide	HEFFERNAN Andrew						
2128	WALSH Dustin Riley						
Guide	WILLIAMSON Dylan						
	People'S Republic Of China	CHN		T11/T13			45.73
2148	LI Yansong						
2155	SHANG Baolong						
Guide	SHI Yang						
2157	SUN Qichao						
2168	XUE Lei						
Guide	WANG Lin						
2169	YANG Yuqing						
2172	YUAN Yizhi						
	Spain	ESP		T11/T13	45.82		45.45
2255	DESGARREGA PUIGDEVALL Gerard						
Guide	GUERRERO DIAZ Alejandro						
2259	MUNAR MARTINEZ Joan						
2262	PAREJO MAZA Martin						
Guide	BORRISER ROLDAN Joan						
2263	PORRAS Xavier						
Guide	MARTIN PANADES Enric						
2265	RODRIGUEZ Maximiliano						
	Portugal	POR		T11/T13			44.44
2615	ALVES Rodolfo						
2616	BAPTISTA Firmino						
Guide	VITAL Ivo						
2617	CAVACO Hugo						
2624	POTRA Gabriel						
Guide	PACHECO Ricardo						



## Entry List by Event

As of 30 AUG 2012

## Men's 4 x 100m Relay — T11-13

Bib	Name	NPC Code	Date of Birth	Sport Class	Season's Best	Personal Best	Qualifying Best
	Russian Federation	RUS		T11/T13			42.99
2655	ASADULLIN Albert						
Guide	TIMERBAEV Vladislav						
2669	KOPTEV Andrey						
Guide	PETRICHENKO Sergey						
2673	LABZIN Alexey						
2674	LOGINOV Artem						
2684	TRIKOLICH Fedor						
2687	ZVEREV Alexander						
	Thailand	THA		T11/T13			45.52
2740	CHAIYA Somdech						
2743	JORCHUY Kitsana						
Guide	SRIKHAMPHAN Patchai						
2747	LAMSAN Songwut						
2749	PUNTHONG Jakkrit						
Guide	MAKHUMJAI Panya						
2751	SONGPHINIT Suphachai						
	United States Of America	USA		T11/T13	43.99		43.99
2817	BROWN David						
Guide	SLADE Rolland						
2826	GERS Tanner						
Guide	EWING Sean						
2827	GILLETTE Elexis						
Guide	WILLIAMS Wesley						
2829	JAMISON Josiah						
Guide	AVERY Jerome						
2836	PRICE Markeith						

Total number of entries: 9






## Entry List by Event

As of 30 AUG 2012

## Men's 4 x 100m Relay — T42-46

Bib	Name	NPC Code	Date of Birth	Sport Class	Season's Best	Personal Best	Qualifying Best
	Australia	AUS		T42/T46	44.60		44.60
2030	COLE Gabriel						
2041	PATMORE Simon						
2042	REARDON Scott						
2043	ROEGER Michael						
2046	SILCOCKS Matthew						
2049	SWIFT Jack						
	Brazil	BRA		T42/T46	42.95		42.95
2086	NASCIMENTO Yohansson						
2087	OLIVEIRA Alan Fonteles Cardoso						
2088	OLIVEIRA Andre						
2092	SANTOS Claudemir						
2101	SOUZA Antonio						
2102	SOUZA Emicarlo						
	People'S Republic Of China	CHN		T42/T46			45.67
2144	JIA Tianlei						
2151	LIU Fuliang						
2153	LIU Zhiming						
2165	XIE Hexing						
2170	YAO Jianjun						
2176	ZHAO Xu						
	France	FRA		T42/T46			47.24
2281	AKAKPO Alain						
2282	ALAIZE Jean-Baptiste						
2283	ASSOUMANI Arnaud						
2290	KAYITARE Clavel						
	Germany	GER		T42/T46			45.71
2333	BEHRE David						
2334	BOETZEL Reinhold						
2335	CZYZ Wojtek						
2340	POPOW Heinrich						
2341	REHM Markus						
	Japan	JPN		T42/T46	46.33		46.33
2439	HARUTA Jun						
2452	SATO Keita						
2454	SUZUKI Toru						
2455	TAGAWA Tomoki						
2460	YAMAMOTO Atsushi						
	South Africa	RSA		T42/T46	42.50		42.50
2631	BHEBE Tshepo						
2636	FOURIE Arnu						
2642	PISTORIUS Oscar						
2643	RADEBE Samkelo						
2646	SMITH Zivan						
	United States Of America	USA		T42/T46			42.84
2815	BIZZELL Jim Bob						
2818	BROWNE Richard						
2823	FAWEHINMI Tobi						
2830	LEEPER Blake						
2843	SINGLETON Jerome						
2846	WALLACE Jarryd						

Total number of entries: 8



## Entry List by Event

As of 30 AUG 2012

### Men's 4 x 400m Relay — T53/54

Bib	Name	NPC Code	Date of Birth	Sport Class	Season's Best	Personal Best	Qualifying Best
Australia		AUS		T53/54	3:16.28		3:16.28
2027	ARKLEY Nathaniel						
2029	CAMERON Matthew						
2031	COLMAN Richard						
2032	FEARNLEY Kurt						
2035	LAPPIN Jake						
2039	NICHOLSON Richard						
Canada		CAN		T53/54	3:14.42		3:14.42
2119	DUPONT Alexandre						
2121	GAUTHIER Eric						
2123	LAKATOS Brent						
2124	MATHIESON Colin						
2127	THOM Curtis						
People'S Republic Of China		CHN		T53/54			3:08.60
2134	CUI Yanfeng						
2147	LI Huzhao						
2150	LIU Chengming						
2152	LIU Yang						
2174	ZHANG Lixin						
2177	ZHAO Yufei						
France		FRA		T53/54	3:16.40		3:16.40
2284	CASOLI Julien						
2287	FAIRBANK Pierre						
2289	FUSS Alain						
2291	LEMEUNIER Denis						
Republic Of Korea		KOR		T53/54			3:21.05
2480	HONG Sukman						
2481	JUNG Dong Ho						
2482	KIM Gyu Dae						
2483	YOO Byunghoon						
Mexico		MEX		T53/54	3:21.64		3:21.64
2529	CERVANTES GARCIA Juan Pablo						
2531	GANDARILLA FERNANDEZ Pedro						
2541	RAMIREZ VALENCIA Jaime						
2542	SANCHEZ NAVA Fernando						
Thailand		THA		T53/54			3:14.33
2742	INTASEN Sopa						
2744	KONJEN Saichon						
2745	KOYSUB Supachai						
2746	KRUNGGET Pichet						
2748	NAMLUN Sukhum						
2752	WAHORAM Prawat						
United States Of America		USA		T53/54	3:18.18		3:18.18
2813	ABBOTT Zach						
2814	BIRD Jordan						
2820	CHALMERS Ryan						
2825	GEORGE Joshua						
2835	PIKE Aaron						
2842	SIEMANN Brian						

**Total number of entries: 8**



## Entry List by Event

As of 30 AUG 2012

### Men's High Jump — F42

Bib	Name	NPC Code	Date of Birth	Sport Class	Season's Best	Personal Best	Qualifying Best
2091	REITZ Flavio	BRA	11 OCT 1986	F42	1.65	1.65	1.65
2142	GUO Weizhong	CHN	24 FEB 1974	F42		1.76	1.76
2273	DELANA Iliesa	FIJ	2 DEC 1984	F42	1.73	1.73	1.73
2381	HOSANAGARA NAGARAJEGOWDA Girisha	IND	26 JAN 1988	F42	1.60	1.60	1.60
2586	AVELLANA Andy	PHI	4 AUG 1976	F42		1.55	
2599	MAMCZARZ Lukasz	POL	14 JUN 1988	F42	1.82	1.82	1.82
2701	DOBAGODA LIYANAGE Lesly Kumara	SRI	20 APR 1977	F42	1.50	1.50	1.50

**Total number of entries: 7**



## Entry List by Event

As of 30 AUG 2012

## Men's High Jump — F46

Bib	Name	NPC Code	Date of Birth	Sport Class	Season's Best	Personal Best	Qualifying Best
2133	CHEN Hongjie	CHN	14 FEB 1990	F46		1.98	1.98
2159	WANG Qihong	CHN	18 MAR 1985	F44		1.81	1.81
2334	BOETZEL Reinhold	GER	8 DEC 1975	F46	1.86	1.86	1.86
2454	SUZUKI Toru	JPN	4 MAY 1980	F44	1.93	1.95	1.93
2598	LEPIATO Maciej	POL	18 AUG 1988	F44		2.02	2.02
2704	PATTIWILA Lal	SRI	5 OCT 1976	F44	1.80	1.80	1.80
2741	CHANABOON Angcan	THA	15 NOV 1983	F46		1.84	1.84
2844	SKIBA Jeff	USA	28 APR 1984	F44	2.08	2.08	2.08
2818	BROWNE Richard	USA	9 JUL 1991	F44	1.85	1.85	1.85

**Total number of entries: 9**



## Entry List by Event

As of 30 AUG 2012

## Men's Long Jump — F11

Bib	Name	NPC Code	Date of Birth	Sport Class	Season's Best	Personal Best	Qualifying Best
2005	BENTRIA Firas	ALG	5 OCT 1986	F11	6.06	6.06	6.06
2146	LI Duan	CHN	1 JUN 1978	F11	5.81	6.09	5.96
2263	PORRAS Xavier	ESP	22 AUG 1981	F11	6.16	6.16	6.16
2262	PAREJO MAZA Martin	ESP	15 JUL 1989	F11	5.85	5.85	5.85
2351	BARAKAS Athanasios	GRE	22 OCT 1971	F11	5.69	6.08	5.69
2662	GULIN Denis	RUS	13 NOV 1975	F11	5.78	5.78	5.78
2669	KOPTEV Andrey	RUS	28 FEB 1984	F11		5.97	5.78
2733	STRAHT Rickard	SWE	1 OCT 1994	F11	5.97	5.97	5.97
2749	PUNTHONG Jakkit	THA	6 APR 1982	F11	5.65	5.65	5.65
2799	KATYSHEV Ruslan	UKR	18 APR 1983	F11	6.04	6.04	6.04
2827	GILLETTE Elexis	USA	19 OCT 1984	F11	6.55	6.73	6.73
2826	GERS Tanner	USA	18 FEB 1983	F11	5.93	5.93	5.93

Total number of entries: 12




## Entry List by Event

As of 30 AUG 2012

## Men's Long Jump — F13

Bib	Name	NPC Code	Date of Birth	Sport Class	Season's Best	Personal Best	Qualifying Best
2073	FARTUNAU Ihar	BLR	17 APR 1973	F13	6.54	7.01	7.01
2111	ZLATANOV Radoslav	BUL	14 DEC 1987	F13	6.55	6.55	6.55
2211	GUTIERREZ Luis Felipe	CUB	9 JAN 1988	F13		7.76	7.76
2213	JIMENEZ CABEZA Angel	CUB	20 SEP 1981	F13		7.04	7.04
2436	AL RAMAHI Abed	JOR	19 NOV 1993	F13	5.93	5.93	5.93
2466	SALIMOV Islam	KAZ	18 DEC 1989	F13	6.00	6.00	6.00
2495	KLAVINS Edgars	LAT	19 SEP 1991	F13	5.94	5.94	5.94
2520	ISHAK Mohd Saifuddin	MAS	19 APR 1992	F13	6.59	6.59	6.59
2589	FANNOUNA Mohammed	PLE	3 APR 1980	F13	6.33	6.33	6.33
2721	MISASI Biondi	SUR	27 OCT 1990	F13		6.06	6.06
2731	JONSSON Per	SWE	10 FEB 1988	F13	6.36	7.03	7.03
2732	JONSSON Tobias	SWE	29 FEB 1996	F13	6.20	6.20	6.20
2756	CHARYYEV Sohbet	TKM	14 DEC 1988	F13		5.48	5.48
2836	PRICE Markeith	USA	19 MAY 1990	F13	6.43	6.43	6.43

**Total number of entries: 14**




## Entry List by Event

As of 30 AUG 2012

## Men's Long Jump — F20

Bib	Name	NPC Code	Date of Birth	Sport Class	Season's Best	Personal Best	Qualifying Best
2202	TALIC Zoran	CRO	23 JUN 1990	F20	7.12	7.12	7.12
2256	EXPOSITO PINEIRO Jose Antonio	ESP	2 MAY 1978	F20	7.24	7.24	7.24
2295	ROYER Daniel	FRA	13 FEB 1986	F20	5.82	6.06	6.06
2356	KANAVOS Evangelos	GRE	17 JUN 1989	F20	6.39	6.39	6.39
2502	TONG Hio Sam	MAC	8 MAY 1985	F20			
2595	KOLODZIEJ Jacek	POL	20 MAY 1983	F20	4.11	6.83	6.83
2618	CUNHA Lenine	POR	4 DEC 1982	F20	6.70	6.74	6.74
2685	USTYUZHANIN Leonid	RUS	3 JAN 1990	F20	5.73	6.50	6.50
2859	BARRETO Williams	VEN	18 SEP 1985	F20		6.34	6.34
2866	ORTIZ Jose	VEN	15 NOV 1990	F20		6.19	6.19

**Total number of entries: 10**



## Entry List by Event

As of 30 AUG 2012

## Men's Long Jump — F36

Bib	Name	NPC Code	Date of Birth	Sport Class	Season's Best	Personal Best	Qualifying Best
2167	XU Ran	CHN	15 MAY 1986	F36		5.32	5.32
2363	PETROPOULOS Anastasios	GRE	30 JUN 1990	F36	4.90	4.90	4.90
2414	JANABI Hasan	IRQ	7 SEP 1990	F36		4.72	4.72
2465	KHARLAMOV Sergey	KAZ	13 DEC 1970	F36	4.65	4.65	4.65
2608	SOBCZAK Mariusz	POL	8 FEB 1982	F36	5.11	5.13	5.11
2601	MIELCZAREK Marcin	POL	11 NOV 1982	F36	5.02	5.07	5.07
2683	SVIRIDOV Vladimir	RUS	10 MAY 1990	F36	5.06	5.29	5.29
2805	PAVLYK Roman	UKR	1 DEC 1983	F36	5.16	5.16	5.16
2821	CLEMENS Chris	USA	15 NOV 1973	F36	5.12	5.12	5.12

**Total number of entries: 9**





## Entry List by Event

As of 30 AUG 2012

## Men's Long Jump — F37/38

Bib	Name	NPC Code	Date of Birth	Sport Class	Season's Best	Personal Best	Qualifying Best
2154	MA Yuxi	CHN	21 MAR 1979	F37		6.11	6.11
2497	SILOVŠ Dmitrijs	LAT	23 MAR 1989	F37	5.46	5.47	5.47
2528	CARDOZO SANCHEZ Benjamin Ivan	MEX	30 MAY 1985	F37	5.19	5.37	5.37
2581	ALI Haider	PAK	12 DEC 1984	F38		6.43	6.43
2632	BUIS Dyan	RSA	30 NOV 1990	F38	6.57	6.57	6.57
2645	SEKAILWE Union	RSA	6 JAN 1986	F38	5.35	5.44	5.44
2633	DALLE AVE Andrea	RSA	30 DEC 1992	F37		5.27	5.27
2668	KHUGAEV Gocha	RUS	16 JUL 1984	F37	5.88	5.92	5.92
2657	BARINOV Vladislav	RUS	10 JAN 1982	F37	5.62	5.85	5.85
2764	CHIDA Mohamed Farhat	TUN	11 SEP 1982	F38	6.03	6.21	6.19
2803	ONUFRIYENKO Andriy	UKR	7 JAN 1983	F38	5.79	6.09	6.09

Total number of entries: 11



## Entry List by Event

As of 30 AUG 2012

### Men's Long Jump — F42/44

Bib	Name	NPC Code	Date of Birth	Sport Class	Season's Best	Personal Best	Qualifying Best
2088	OLIVEIRA Andre	BRA	6 SEP 1972	F44	5.97	6.37	6.22
2142	GUO Weizhong	CHN	24 FEB 1974	F42		4.75	4.75
2159	WANG Qihong	CHN	18 MAR 1985	F44		6.18	6.18
2233	JORGENSEN Daniel	DEN	3 JUN 1993	F42	5.87	5.87	5.87
2282	ALAIZE Jean-Baptiste	FRA	10 MAY 1991	F44	6.32	6.32	6.32
2341	REHM Markus	GER	22 AUG 1988	F44	6.78	7.09	7.09
2340	POPOW Heinrich	GER	14 JUL 1983	F42	5.77	6.31	6.23
2335	CZYZ Wojtek	GER	30 JUL 1980	F42		6.27	6.22
2421	SVEINSSON Helgi	ISL	11 JUN 1979	F42	5.32	5.32	5.32
2460	YAMAMOTO Atsushi	JPN	19 APR 1982	F42	6.24	6.24	6.24
2706	PITUWALA KANKANANGE D.M.A.	SRI	13 NOV 1986	F44	5.75	5.75	5.75

**Total number of entries: 11**



## Entry List by Event

As of 30 AUG 2012

### Men's Long Jump — F46

Bib	Name	NPC Code	Date of Birth	Sport Class	Season's Best	Personal Best	Qualifying Best
2059	HASANOV Huseyn	AZE	26 SEP 1986	F46		6.63	6.52
2075	SUBOTA Aliaksandr	BLR	28 AUG 1984	F46	6.09	6.47	6.47
2133	CHEN Hongjie	CHN	14 FEB 1990	F46		6.44	6.44
2151	LIU Fuliang	CHN	27 AUG 1991	F46		7.16	7.16
2281	AKAKPO Alain	FRA	24 AUG 1984	F46	6.68	6.68	6.68
2283	ASSOUMANI Arnaud	FRA	4 SEP 1985	F46		7.58	7.58
2378	HARTANTO Setiyo Budi	INA	6 MAY 1986	F46		6.30	6.30
2385	SINGH Jagseer	IND	16 JUL 1987	F46	6.55	6.55	6.55
2518	BAHTIAR Eryanto	MAS	7 AUG 1986	F46	6.32	6.51	6.51
2630	COJOC Florin Marius	ROU	22 FEB 1980	F46	6.30	6.30	6.30
2823	FAWEHINMI Tobi	USA	14 AUG 1995	F46	6.95	6.95	6.95

**Total number of entries: 11**



## Entry List by Event

As of 30 AUG 2012

### Men's Triple Jump — F11

Bib	Name	NPC Code	Date of Birth	Sport Class	Season's Best	Personal Best	Qualifying Best
2083	dos SANTOS PEREIRA Luciano	BRA	30 OCT 1975	F11	12.27	12.27	12.27
2146	LI Duan	CHN	1 JUN 1978	F11		12.93	12.93
2263	PORRAS Xavier	ESP	22 AUG 1981	F11	12.55	12.85	12.55
2262	PAREJO MAZA Martin	ESP	15 JUL 1989	F11		11.00	11.00
2351	BARAKAS Athanasios	GRE	22 OCT 1971	F11	11.26	12.13	11.68
2662	GULIN Denis	RUS	13 NOV 1975	F11	13.20	13.20	13.20
2669	KOPTEV Andrey	RUS	28 FEB 1984	F11		12.91	12.91
2799	KATYSHEV Ruslan	UKR	18 APR 1983	F11	11.55	12.36	12.36
2827	GILLETTE Elexis	USA	19 OCT 1984	F11		12.55	12.55
2853	SAHATOV Miran	UZB	8 FEB 1991	F11	10.61	10.61	10.61
2863	HERRERA Oscar David	VEN	17 OCT 1975	F11	11.00	11.00	11.00

**Total number of entries: 11**



## Entry List by Event

As of 30 AUG 2012

## Men's Triple Jump — F12

Bib	Name	NPC Code	Date of Birth	Sport Class	Season's Best	Personal Best	Qualifying Best
2065	ZAYETS Vladimir	AZE	4 MAY 1981	F12	15.08	15.08	15.08
2064	PANYUTIN Oleg	AZE	10 MAY 1983	F12		15.09	15.09
2072	BURDUKOU Siarhei	BLR	12 SEP 1987	F12	13.86	13.86	13.86
2135	DONG Hewei	CHN	1 SEP 1990	F12	13.64	13.64	13.64
2484	AL SHANQITI Osamah Masaud	KSA	3 MAY 1976	F12	12.88	12.91	12.91
2664	KEGELEV Evgeny	RUS	2 OCT 1986	F12	13.82	13.82	13.82
2759	LIANG Keng-Chin	TPE	1 DEC 1982	F12	13.38	13.38	13.38
2800	KYTSENKO Ivan	UKR	8 OCT 1976	F12	13.83	14.88	14.88
2802	MYKHAILOV Sergii	UKR	27 JAN 1981	F12	13.25	13.35	13.35
2854	SALIEV Doniyor	UZB	4 JUL 1994	F12	14.39	14.39	14.39

**Total number of entries: 10**




## Entry List by Event

As of 30 AUG 2012

## Men's Triple Jump — F46

Bib	Name	NPC Code	Date of Birth	Sport Class	Season's Best	Personal Best	Qualifying Best
2059	HASANOV Huseyn	AZE	26 SEP 1986	F46		13.56	13.56
2075	SUBOTA Aliaksandr	BLR	28 AUG 1984	F46	13.30	13.58	13.58
2151	LIU Fuliang	CHN	27 AUG 1991	F46		14.73	14.73
2249	ANDUJAR ARROYO Antonio	ESP	5 MAY 1978	F46	13.04	13.40	13.40
2283	ASSOUMANI Arnaud	FRA	4 SEP 1985	F46	14.23	14.23	14.23
2378	HARTANTO Setiyo Budi	INA	6 MAY 1986	F46		12.29	12.29
2518	BAHTIAR Eryanto	MAS	7 AUG 1986	F46	13.21	13.21	13.21
2823	FAWEHINMI Tobi	USA	14 AUG 1995	F46	13.45	13.45	13.45

**Total number of entries: 8**




## Entry List by Event

As of 30 AUG 2012

### Men's Shot Put — F11/12

Bib	Name	NPC Code	Date of Birth	Sport Class	Season's Best	Personal Best	Qualifying Best
2025	PAZ Sergio	ARG	17 AUG 1971	F11	10.61	10.82	10.61
2023	BALDASSARRI Sebastian	ARG	30 DEC 1976	F11	10.28	11.73	11.73
2045	SHORT Russell	AUS	7 MAY 1969	F12	14.70	15.57	14.70
2053	MARINKOVIC Bil	AUT	16 AUG 1973	F11	12.01	12.81	12.81
2074	HRYBANAU Siarhei	BLR	19 FEB 1972	F12	13.81	14.62	14.16
2083	dos SANTOS PEREIRA Luciano	BRA	30 OCT 1975	F11	10.46	10.46	10.46
2187	RODRIGUEZ GONZALES Edwin	COL	8 MAR 1978	F11	11.91	11.98	11.98
2237	OLIVERO ENCARNACION Alfonso	DOM	4 MAY 1970	F11	9.48	9.48	9.48
2253	CASINO David	ESP	15 FEB 1972	F11	13.50	14.33	13.50
2372	LEIVA Isaac	GUA	2 JUN 1979	F11	9.89	9.89	9.89
2412	AL-SAADH Mahdi	IRQ	1 FEB 1972	F12	11.35	11.35	11.35
2413	HASSAIN Hameed	IRQ	1 JUL 1962	F11	10.06	11.21	11.21
2484	AL SHANQITI Osamah Masaud	KSA	3 MAY 1976	F12	10.69	10.69	10.69
2500	URBONAS Rolandas	LTU	11 AUG 1972	F12	13.16	13.16	13.16
2619	GONCALVES Nelson	POR	22 JUL 1975	F11	10.13	10.13	10.13
2653	ANDRYUSHCHENKO Vladimir	RUS	8 APR 1982	F12	14.75	15.27	15.06
2681	SHATALOV Sergei	RUS	15 JAN 1983	F12	13.74	13.74	13.74
2760	GREENE Ronald Carlos	TRI	27 DEC 1968	F11	10.71	10.71	10.71
2797	HOLIVETS Andrii	UKR	27 FEB 1972	F12	15.72	15.72	15.72
2801	LISHCHYNSKYI Vasyi	UKR	18 MAR 1964	F11	13.49	13.53	13.49
2860	BELLO Anibal	VEN	27 MAY 1968	F11	11.08	11.43	11.43

**Total number of entries: 21**



## Entry List by Event

As of 30 AUG 2012

### Men's Shot Put — F20

Bib	Name	NPC Code	Date of Birth	Sport Class	Season's Best	Personal Best	Qualifying Best
2034	HODGETTS Todd	AUS	23 MAR 1988	F20	16.09	16.09	16.09
2048	SUTTON Lindsay	AUS	23 OCT 1989	F20	13.58	13.58	13.58
2269	BERGMANN Juri	EST	12 SEP 1988	F20	11.46	11.83	11.83
2296	RUMEAU Damien	FRA	28 JUN 1988	F20	12.24	12.24	12.24
2352	DIBIDIS Kostas	GRE	3 JUN 1990	F20	13.44	13.44	13.44
2361	NIKOLAIDIS Efstratios	GRE	19 SEP 1985	F20	13.01	13.14	13.14
2522	ZOLKEFLI Muhammad Ziyad	MAS	15 MAR 1990	F20	13.79	13.79	13.79
2622	MARQUES Ricardo	POR	31 JUL 1978	F20	11.41	11.68	11.68
2628	BENITEZ SANCHEZ Jose	PUR	1 JAN 1972	F20	10.58	10.58	10.58
2730	IGE Jeffrey	SWE	29 NOV 1983	F20	13.50	15.16	15.16
2765	FATNASSI Dali	TUN	5 AUG 1983	F20	12.37	13.09	13.09
2869	VALDES Ronny	VEN	30 SEP 1988	F20	12.46	12.46	12.46
2862	HERNANDEZ Danyelo	VEN	16 NOV 1988	F20		12.98	12.98

**Total number of entries: 13**






## Entry List by Event

As of 30 AUG 2012

### Men's Shot Put — F32/33

Bib	Name	NPC Code	Date of Birth	Sport Class	Season's Best	Personal Best	Qualifying Best
2013	KARDJENA Kamel	ALG	26 MAY 1981	F33	11.45	12.24	12.24
2007	BETINA Karim	ALG	18 AUG 1978	F32	10.69	10.89	10.89
2003	BAKIRI Mounir	ALG	14 SEP 1977	F32	10.29	10.30	10.29
2369	ZISIDIS Dimitrios	GRE	26 MAR 1975	F32	7.22	9.05	8.84
2486	ALNAKHLI Hani	KSA	14 MAR 1986	F33	8.19	8.19	8.19
2491	SALEH Naser M S	KUW	5 MAY 1984	F33	8.09	8.09	8.09
2490	NASER Mohammad	KUW	11 MAY 1991	F32	7.51	7.51	7.51
2513	OUADDALI Youssef	MAR	2 FEB 1987	F32	7.25	7.25	7.25
2609	SOCHAL Maciej	POL	29 AUG 1987	F32	8.64	8.67	8.67
2767	IDOUDI Mourad	TUN	3 SEP 1984	F33	9.09	9.38	9.09
2787	ALSHEKAILI Abdulaziz	UAE	19 OCT 1986	F33	9.04	9.04	9.04
2785	ALHOUSANI Ahmed	UAE	8 MAR 1987	F33	8.64	9.21	9.21

**Total number of entries: 12**



## Entry List by Event

As of 30 AUG 2012

### Men's Shot Put — F34

Bib	Name	NPC Code	Date of Birth	Sport Class	Season's Best	Personal Best	Qualifying Best
2028	BOWEN Damien	AUS	14 MAY 1984	F34	10.32	10.35	10.32
2036	MACDONALD Hamish	AUS	19 AUG 1974	F34	10.21	11.16	10.21
2126	PETTEY Kyle	CAN	24 SEP 1983	F34	11.31	11.44	11.31
2161	WANG Yanzhang	CHN	31 MAY 1991	F34		10.01	10.01
2191	VALENCIA Mauricio	COL	28 DEC 1987	F34	11.39	11.39	11.39
2285	CIBONE Thierry	FRA	8 AUG 1973	F34	11.38	12.22	11.53
2298	TALATINI Jean Pierre	FRA	18 APR 1976	F34	10.95	10.95	10.95
2327	WEST Daniel	GBR	15 DEC 1977	F34	11.30	11.37	11.37
2304	ADAMS Jonathan	GBR	11 SEP 1992	F34	10.21	10.59	10.21
2393	KAEDI Mohsen	IRI	19 APR 1987	F34	11.53	11.53	11.53
2388	ABBARIKI Salman	IRI	21 SEP 1986	F34	10.82	10.91	10.91
2407	O DWYER Raymond	IRL	17 MAR 1990	F34	9.49	9.49	9.49
2512	NOUIRI Azeddine	MAR	21 JUL 1986	F34	9.90	10.00	10.00
2629	ABDULRAHMAN Abdulrahman Abdulqadir	QAT	7 SEP 1988	F34		9.94	9.94
2659	EL'MIN Alexander	RUS	3 MAY 1991	F34	11.95	11.95	11.95
2769	KRID Mohamed Ali	TUN	12 MAY 1991	F34	10.30	10.63	10.41

**Total number of entries: 16**



## Entry List by Event

As of 30 AUG 2012

### Men's Shot Put — F37/38

Bib	Name	NPC Code	Date of Birth	Sport Class	Season's Best	Personal Best	Qualifying Best
2106	MESHAIMA Ahmed	BRN	11 OCT 1983	F37	12.16	13.14	13.14
2164	XIA Dong	CHN	6 JUN 1984	F37		16.24	16.24
2219	GREZL Dusan	CZE	4 MAY 1979	F38	13.00	13.29	13.29
2238	ABDELWARETH Ibrahim Ahmed	EGY	16 DEC 1988	F38	15.09	15.58	15.58
2390	HARDANI Javad	IRI	22 MAR 1984	F38	14.38	14.38	14.38
2499	BILIUS Mindaugas	LTU	13 FEB 1982	F37	14.98	14.98	14.98
2593	BLATKIEWICZ Tomasz	POL	28 NOV 1972	F37	14.68	14.73	14.73
2774	OUERFELLI Hamdi	TUN	14 JUN 1989	F38	13.77	13.77	13.77
2794	DOROSHENKO Oleksandr	UKR	1 SEP 1981	F38	15.12	15.15	15.15
2809	ZHABNYAK Mykola	UKR	30 SEP 1979	F37	13.89	13.89	13.89
2851	NORBEKOV Khusniddin	UZB	23 MAY 1987	F37	13.17	13.17	13.17
2852	PANAFIDIN Ivan	UZB	19 MAY 1980	F38	9.44	11.29	11.29

**Total number of entries: 12**



## Entry List by Event

As of 30 AUG 2012

### Men's Shot Put — F40

Bib	Name	NPC Code	Date of Birth	Sport Class	Season's Best	Personal Best	Qualifying Best
2010	GHERZOULI Hocine	ALG	18 AUG 1989	F40	11.56	12.21	12.21
2093	SANTOS Jonathan De Souza	BRA	19 MAR 1990	F40	11.47	11.85	11.47
2112	NIKOUA-ROSEL Clemarot Christian	CAF	17 SEP 1989	F40	9.34	9.34	9.34
2162	WANG Zhiming	CHN	1 MAR 1992	F40	12.70	12.70	12.70
2312	DUKE Kyron	GBR	12 OCT 1992	F40	11.19	11.19	11.19
2365	STATHELAKOS Paschalis	GRE	24 FEB 1991	F40	13.01	13.01	13.01
2359	KONSTANTINIDIS Alexandros Michail	GRE	8 NOV 1983	F40	11.51	11.51	11.51
2411	ABDULRAHEEM Kovan	IRQ	1 MAR 1988	F40	10.24	10.46	10.46
2418	NUKHAILAWI Wildan	IRQ	10 AUG 1986	F40		10.98	10.98
2610	TYSZKOWSKI Bartosz	POL	25 JAN 1994	F40	12.03	12.03	12.03
2771	MEJRI Sofyane	TUN	24 OCT 1985	F40	11.34	11.34	11.34
2761	AMARA Mohamed	TUN	1 JAN 1986	F40	10.19	10.72	10.72

**Total number of entries: 12**



## Entry List by Event

As of 30 AUG 2012

### Men's Shot Put — F42/44

Bib	Name	NPC Code	Date of Birth	Sport Class	Season's Best	Personal Best	Qualifying Best
2145	KANG Guofeng	CHN	5 OCT 1988	F42	13.50	13.50	13.50
2201	SLIVAR Josip	CRO	2 FEB 1970	F44	14.72	14.84	14.84
2203	TOMIC Mladen	CRO	8 AUG 1976	F42	12.65	12.65	12.65
2198	KRALJ Darko	CRO	6 JUN 1971	F42		14.40	14.00
2230	CHRISTIANSEN Jackie	DEN	5 MAR 1977	F44	17.83	18.38	18.38
2309	DAVIES Aled	GBR	24 MAY 1991	F42	14.56	14.56	14.56
2346	TINNEMEIER Frank	GER	25 AUG 1972	F42	13.26	13.44	13.44
2373	CAJUSTE Josue	HAI	16 MAY 1984	F42			
2660	FILATOV Alexander	RUS	7 APR 1981	F44	15.02	15.02	15.02
2725	MATUSIK Adrian	SVK	13 APR 1980	F44	15.96	15.96	15.96
2845	VANCE Shaquille	USA	22 MAR 1991	F42	11.14	12.78	12.78

**Total number of entries: 11**




## Entry List by Event

As of 30 AUG 2012

### Men's Shot Put — F46

Bib	Name	NPC Code	Date of Birth	Sport Class	Season's Best	Personal Best	Qualifying Best
2143	HOU Zhanbiao	CHN	1 SEP 1986	F46		15.08	15.08
2297	SEKEME Sospelito	FRA	29 DEC 1976	F46	14.48	14.52	14.52
2344	SCHULZE Matthias Uwe	GER	8 OCT 1983	F46	14.39	14.39	14.39
2489	ALSALEH Abdullah S A S A	KUW	7 APR 1981	F46	12.80	12.80	12.80
2496	OZOLNIEKS Andis	LAT	21 APR 1980	F46	13.26	13.26	13.26
2605	REBISZ Tomasz	POL	2 FEB 1974	F46	14.60	15.16	15.16
2678	PROKHOROV Nikita	RUS	10 JAN 1991	F46	14.27	14.27	14.27
2798	IBRAGIMOV Dmytro	UKR	2 AUG 1975	F46	15.46	15.46	15.46
2850	DIGANSHIN Ravil	UZB	2 JAN 1984	F46	13.36	13.36	13.36

**Total number of entries: 9**




## Entry List by Event

As of 30 AUG 2012

## Men's Shot Put — F52/53

Bib	Name	NPC Code	Date of Birth	Sport Class	Season's Best	Personal Best	Qualifying Best
2220	KISY Ales	CZE	30 SEP 1980	F53	6.96	8.25	8.25
2353	FERNANDES Che Jon	GRE	22 JUL 1971	F53	8.25	8.25	8.25
2358	KARAMINAS Georgios	GRE	13 DEC 1961	F52	8.07	8.27	8.27
2368	VRYONIS Gerasimos	GRE	14 JUN 1968	F53	7.57	7.89	7.89
2494	APINIS Aigars	LAT	9 JUN 1973	F52		10.03	10.03
2536	MAXIMO de JESUS Mauro	MEX	13 FEB 1957	F53	8.58	8.70	8.58
2578	MARTIN Peter	NZL	23 FEB 1962	F52	8.50	8.50	8.50
2696	PLANK Henrik	SLO	23 AUG 1974	F52	6.79	8.71	8.71
2841	SEVERN Scot	USA	20 JUL 1968	F53	8.43	8.43	8.43

**Total number of entries: 9**



## Entry List by Event

As of 30 AUG 2012

### Men's Shot Put — F54/55/56

Bib	Name	NPC Code	Date of Birth	Sport Class	Season's Best	Personal Best	Qualifying Best
2056	TISCHLER Georg	AUT	11 SEP 1961	F54	9.31	10.32	9.31
2061	MUSAYEV Olokhan	AZE	30 MAY 1979	F56		12.99	12.54
2109	RUZHDI Ruzhdi	BUL	14 APR 1991	F55	10.97	10.97	10.97
2110	YUSEINOV Mustafa	BUL	24 SEP 1970	F55	9.59	9.59	9.59
2209	DIAZ Leonardo	CUB	16 FEB 1975	F56		10.55	10.55
2221	NEMEC Martin	CZE	24 MAY 1974	F55		11.53	11.18
2231	DAHL Jacob	DEN	26 DEC 1983	F54	8.56	8.56	8.56
2274	KIRJONEN Aleksi	FIN	29 MAY 1993	F56	12.56	12.56	12.56
2329	WOMACK Robin	GBR	29 MAY 1971	F55	11.01	11.01	11.01
2338	ISER Ulrich	GER	14 APR 1957	F55	10.88	11.38	11.38
2360	NALMPANTIS Ilias	GRE	2 JUL 1972	F55	10.38	11.11	11.11
2366	STEFANOUDAKIS Manolis	GRE	5 APR 1983	F54	8.37	9.20	9.20
2389	BAGHERI JEDDI Jalil	IRI	24 AUG 1972	F55	11.24	11.24	11.24
2590	ZAQOUT Khamis	PLE	6 DEC 1965	F55	11.34	11.34	11.34
2607	SMORSZCZEWSKI Krzysztof	POL	26 MAY 1963	F56	12.11	12.11	12.11
2597	KOZUN Karol	POL	23 MAR 1982	F55	10.70	11.96	11.58
2697	BERNARDI Christian	SMR	15 AUG 1970	F55		4.62	
2700	MITROVIC Drazenko	SRB	9 AUG 1979	F54	8.90	9.96	9.96
2847	WINKLER Scott	USA	24 JAN 1973	F55	11.06	11.10	11.06

**Total number of entries: 19**





## Entry List by Event

As of 30 AUG 2012

## Men's Shot Put — F57/58

Bib	Name	NPC Code	Date of Birth	Sport Class	Season's Best	Personal Best	Qualifying Best
2071	KPONHINTO Constant	BEN	21 MAY 1977	F58			
2080	BATISTA dos SANTOS Claudiney	BRA	13 NOV 1978	F57	12.30	12.30	12.30
2078	ALVES da SILVA Vanderson	BRA	1 DEC 1982	F57	11.50	11.50	11.50
2163	WU Guoshan	CHN	8 JAN 1983	F58	14.15	14.15	14.15
2186	MINA CORTES Fernando	COL	9 OCT 1971	F58	12.13	12.13	12.13
2200	RADENOVIC Boro	CRO	2 JUL 1972	F57	11.89	14.01	14.01
2367	TSIOU Anastasios	GRE	30 AUG 1974	F57	13.55	13.77	13.72
2362	NTOMGKIONI Angim Dimitrios	GRE	16 JUN 1973	F57	12.31	13.47	13.47
2404	McCARTHY James	IRL	25 JUL 1972	F57	10.93	11.24	10.93
2437	ELSHEBLI Jamil Saleh	JOR	9 APR 1979	F57	13.91	14.19	14.07
2435	AL ABBADI Amer Ali Mustafa	JOR	17 MAY 1976	F58	13.39	13.61	13.61
2553	BILAL Sidi Mohamed Meissara	MTN	31 DEC 1972	F57			
2606	ROKICKI Janusz	POL	16 AUG 1974	F58	15.28	15.86	15.29
2638	LOUWRENS Michael	RSA	23 NOV 1959	F57	13.21	13.73	13.73
2656	ASHAPATOV Alexey	RUS	30 OCT 1973	F58	15.87	16.37	16.37
2737	MOHAMAD Mohamad	SYR	10 JAN 1984	F57	13.63	13.63	13.63
2738	MWENEMTI Zaharani Selemani	TAN	8 MAR 1975	F58			
2834	OGBE Dennis	USA	2 FEB 1976	F58	14.14	14.14	14.14

Total number of entries: 18



## Entry List by Event

As of 30 AUG 2012

### Men's Discus Throw — F11

Bib	Name	NPC Code	Date of Birth	Sport Class	Season's Best	Personal Best	Qualifying Best
2025	PAZ Sergio	ARG	17 AUG 1971	F11	37.29	37.29	37.29
2023	BALDASSARRI Sebastian	ARG	30 DEC 1976	F11	36.16	37.78	37.78
2053	MARINKOVIC Bil	AUT	16 AUG 1973	F11	36.10	40.96	38.17
2083	dos SANTOS PEREIRA Luciano	BRA	30 OCT 1975	F11	30.49	30.49	30.49
2187	RODRIGUEZ GONZALES Edwin	COL	8 MAR 1978	F11	35.65	35.65	35.65
2237	OLIVERO ENCARNACION Alfonso	DOM	4 MAY 1970	F11	27.88	27.88	27.88
2253	CASINO David	ESP	15 FEB 1972	F11	37.54	40.89	40.89
2372	LEIVA Isaac	GUA	2 JUN 1979	F11			
2413	HASSAIN Hameed	IRQ	1 JUL 1962	F11	26.37	29.82	29.82
2619	GONCALVES Nelson	POR	22 JUL 1975	F11	29.58	30.13	30.13
2760	GREENE Ronald Carlos	TRI	27 DEC 1968	F11	28.84	28.84	28.84
2801	LISHCHYNSKYI Vasyi	UKR	18 MAR 1964	F11	37.36	37.79	37.79

**Total number of entries: 12**



## Entry List by Event

As of 30 AUG 2012

## Men's Discus Throw — F32/33/34

Bib	Name	NPC Code	Date of Birth	Sport Class	Season's Best	Personal Best	Qualifying Best
2013	KARDJENA Kamel	ALG	26 MAY 1981	F33	27.65	28.42	28.42
2007	BETINA Karim	ALG	18 AUG 1978	F32	20.13	20.13	20.13
2001	BAHLAZ Lahouari	ALG	12 MAR 1979	F32	19.04	20.30	20.30
2161	WANG Yanzhang	CHN	31 MAY 1991	F34		41.96	41.96
2191	VALENCIA Mauricio	COL	28 DEC 1987	F34	39.43	39.43	39.43
2197	HUDINA Slaven	CRO	3 DEC 1984	F32	18.05	18.05	18.05
2223	SERBUS Frantisek	CZE	20 JUL 1985	F32	20.41	20.41	20.41
2285	CIBONE Thierry	FRA	8 AUG 1973	F34	36.42	42.16	36.42
2325	TSCHERNIAWSKY Kieran	GBR	18 JAN 1992	F33	30.99	30.99	30.99
2395	KHAKZADIYEH Jalal	IRI	24 AUG 1979	F34	41.44	44.03	44.03
2407	O DWYER Raymond	IRL	17 MAR 1990	F34	30.70	30.70	30.70
2486	ALNAKHLI Hani	KSA	14 MAR 1986	F33	31.93	31.93	31.93
2521	MAJURIN Adderin	MAS	12 JAN 1982	F33	26.10	26.10	26.10
2580	AL NABHANI Mohamed	OMA	10 JUL 1985	F33	20.14	20.14	20.14
2629	ABDULRAHMAN Abdulrahman Abdulqadir	QAT	7 SEP 1988	F34		40.27	40.27
2659	EL'MIN Alexander	RUS	3 MAY 1991	F34	39.10	39.10	39.10
2722	BARDIOVSKY Miloslav	SVK	16 SEP 1959	F32	19.68	20.14	20.14
2769	KRID Mohamed Ali	TUN	12 MAY 1991	F34		42.26	42.26
2786	ALMEHAIRI Mohammad	UAE	28 FEB 1981	F34	31.62	32.67	31.62
2785	ALHOUSANI Ahmed	UAE	8 MAR 1987	F33	27.32	27.32	27.32

Total number of entries: 20



## Entry List by Event

As of 30 AUG 2012

### Men's Discus Throw — F35/36

Bib	Name	NPC Code	Date of Birth	Sport Class	Season's Best	Personal Best	Qualifying Best
2103	SOUZA Paulo	BRA	20 SEP 1985	F36	33.84	36.71	35.74
2160	WANG Wenbo	CHN	2 FEB 1969	F36		37.98	37.98
2204	VIDOVIC Albin	CRO	15 MAR 1975	F36	38.09	38.09	38.09
2336	DIETZ Sebastian Ernst Klaus	GER	25 FEB 1985	F36	39.62	39.62	39.62
2547	ZERTUCHE RODRIGUEZ Norberto Manuel	MEX	31 JUL 1991	F36	32.94	34.14	34.14
2557	BENADE Reginald	NAM	19 JUN 1974	F36	36.97	38.37	38.37
2585	FALCONI-ALVAREZ Pompilio	PER	9 FEB 1957	F36		33.47	33.47
2603	PIOTROWSKI Pawel	POL	24 SEP 1985	F36	38.13	38.65	38.65
2648	STRYDOM Duane	RSA	22 MAR 1969	F36	37.64	37.64	37.64
2810	ZHAIVORONOK Volodymyr	UKR	23 JAN 1989	F36	33.68	38.09	38.09
2804	PASHKOV Oleksii	UKR	6 JAN 1981	F36	32.60	32.60	32.60

**Total number of entries: 11**



## Entry List by Event

As of 30 AUG 2012

### Men's Discus Throw — F37/38

Bib	Name	NPC Code	Date of Birth	Sport Class	Season's Best	Personal Best	Qualifying Best
2106	MESHAIMA Ahmed	BRN	11 OCT 1983	F37	37.95	41.29	41.29
2164	XIA Dong	CHN	6 JUN 1984	F37		52.29	52.29
2219	GREZL Dusan	CZE	4 MAY 1979	F38	33.04	35.04	35.04
2232	JENSEN Ronni	DEN	15 SEP 1980	F37	47.02	47.04	47.04
2242	RAMADAN Mohamed Mohamed	EGY	3 DEC 1984	F37	48.73	48.73	48.73
2238	ABDELWARETH Ibrahim Ahmed	EGY	16 DEC 1988	F38	41.84	41.84	41.84
2276	MUSTIKKAMAA Timo	FIN	23 SEP 1970	F37	36.34	42.10	40.13
2390	HARDANI Javad	IRI	22 MAR 1984	F38	48.06	48.32	48.06
2499	BILIUS Mindaugas	LTU	13 FEB 1982	F37	46.05	46.05	46.05
2593	BLATKIEWICZ Tomasz	POL	28 NOV 1972	F37	50.16	53.00	53.00
2774	OUERFELLI Hamdi	TUN	14 JUN 1989	F38	44.75	44.75	44.75
2809	ZHABNYAK Mykola	UKR	30 SEP 1979	F37	44.59	52.48	52.48
2794	DOROSHENKO Oleksandr	UKR	1 SEP 1981	F38	40.57	43.58	41.28
2851	NORBEKOV Khusniddin	UZB	23 MAY 1987	F37	47.84	47.84	47.84

**Total number of entries: 14**




## Entry List by Event

As of 30 AUG 2012

### Men's Discus Throw — F40

Bib	Name	NPC Code	Date of Birth	Sport Class	Season's Best	Personal Best	Qualifying Best
2010	GHERZOULI Hocine	ALG	18 AUG 1989	F40	30.77	30.77	30.77
2093	SANTOS Jonathan De Souza	BRA	19 MAR 1990	F40	42.03	42.03	42.03
2162	WANG Zhiming	CHN	1 MAR 1992	F40	36.12	36.12	36.12
2136	FAN Chengcheng	CHN	4 JAN 1984	F40		34.64	34.64
2359	KONSTANTINIDIS Alexandros Michail	GRE	8 NOV 1983	F40	36.08	37.88	36.45
2365	STATHELAKOS Paschalis	GRE	24 FEB 1991	F40	35.89	40.92	40.92
2411	ABDULRAHEEM Kovan	IRQ	1 MAR 1988	F40	31.93	31.93	31.93
2418	NUKHAILAWI Wildan	IRQ	10 AUG 1986	F40		30.02	29.87
2514	RACHAD Rachid	MAR	27 DEC 1971	F40	26.99	28.45	27.02
2610	TYSZKOWSKI Bartosz	POL	25 JAN 1994	F40	39.78	39.78	39.78
2771	MEJRI Sofyane	TUN	24 OCT 1985	F40	35.89	35.89	35.89
2822	DANBERG Scott	USA	28 JUL 1962	F40	33.54	37.96	37.96

**Total number of entries: 12**




## Entry List by Event

As of 30 AUG 2012

## Men's Discus Throw — F42

Bib	Name	NPC Code	Date of Birth	Sport Class	Season's Best	Personal Best	Qualifying Best
2069	de KEERSMAEKER Gino	BEL	24 JUL 1970	F42		42.54	42.54
2108	OVCHAROV Dechko	BUL	3 APR 1980	F42	41.33	41.33	41.33
2145	KANG Guofeng	CHN	5 OCT 1988	F42	38.16	38.16	38.16
2139	FU Yanlong	CHN	23 JUN 1988	F42		40.08	40.08
2158	WANG Lezheng	CHN	4 MAR 1976	F42		42.10	42.10
2309	DAVIES Aled	GBR	24 MAY 1991	F42	47.72	47.72	47.72
2354	FYLACHTOS Marinos	GRE	4 JAN 1973	F42	41.00	41.27	41.27
2382	JAIDEEP Jaideep	IND	30 DEC 1989	F42	40.48	40.48	40.48
2394	KARAM ZADEH Mehrdad	IRI	20 SEP 1971	F42	41.72	42.54	41.72
2736	BASSAM SAWSAN Bassam	SYR	1 JUL 1977	F42	40.80	40.80	40.80

**Total number of entries: 10**



## Entry List by Event


As of 30 AUG 2012

## Men's Discus Throw — F44

Bib	Name	NPC Code	Date of Birth	Sport Class	Season's Best	Personal Best	Qualifying Best
2082	BORGES Marco Aurelio	BRA	5 JAN 1978	F44	48.85	48.85	48.85
2201	SLIVAR Josip	CRO	2 FEB 1970	F44	45.96	45.96	45.96
2313	GREAVES Dan	GBR	4 OCT 1982	F44	57.83	59.85	59.85
2400	SEPAHVAND Farzad	IRI	15 JUL 1986	F44	55.54	55.54	55.54
2660	FILATOV Alexander	RUS	7 APR 1981	F44	45.12	45.61	45.61
2725	MATUSIK Adrian	SVK	13 APR 1980	F44	51.52	52.87	52.87
2739	LIKU Aloalo Ki Eneio	TGA	20 FEB 1978	F44			
2819	CAMPBELL Jeremy	USA	19 AUG 1987	F44	63.46	63.46	63.46

**Total number of entries: 8**





## Entry List by Event

As of 30 AUG 2012

## Men's Discus Throw — F51/52/53

Bib	Name	NPC Code	Date of Birth	Sport Class	Season's Best	Personal Best	Qualifying Best
2006	BERRAHAL Mohamed	ALG	24 MAY 1979	F51	11.73	11.73	11.73
2199	MATIC Miroslav	CRO	3 MAR 1967	F51	10.20	10.33	10.20
2226	ZVOLANEK Martin	CZE	26 MAY 1974	F51		10.64	10.64
2357	KAPLANIS Nikolaos	GRE	6 MAY 1973	F51	9.54	9.54	9.54
2355	KALOGEROS Pantelis	GRE	8 MAY 1967	F51		9.92	9.86
2383	KUMAR Amit Kumar	IND	12 JAN 1985	F51	10.27	10.27	10.27
2433	CUNNINGHAM Alphanso	JAM	29 AUG 1980	F53		26.45	25.18
2450	OI Toshie	JPN	29 AUG 1948	F53	23.30	24.78	23.75
2494	APINIS Aigars	LAT	9 JUN 1973	F52		20.88	20.88
2695	FLERE Joze	SLO	27 FEB 1968	F51	11.98	11.98	11.98
2777	ZEMZEMI Mohamed	TUN	3 JUL 1991	F51	10.09	10.09	10.09
2841	SEVERN Scot	USA	20 JUL 1968	F53	23.43	23.53	23.53

**Total number of entries: 12**



## Entry List by Event

As of 30 AUG 2012

## Men's Discus Throw — F54/55/56

Bib	Name	NPC Code	Date of Birth	Sport Class	Season's Best	Personal Best	Qualifying Best
2061	MUSAYEV Olokhan	AZE	30 MAY 1979	F56		38.56	38.56
2110	YUSEINOV Mustafa	BUL	24 SEP 1970	F55	37.74	39.42	39.42
2109	RUZHDI Ruzhdi	BUL	14 APR 1991	F55	30.64	30.64	30.64
2137	FAN Liang	CHN	7 APR 1958	F54		31.05	31.05
2209	DIAZ Leonardo	CUB	16 FEB 1975	F56		44.36	44.36
2221	NEMEC Martin	CZE	24 MAY 1974	F55		38.25	36.67
2240	IBRAHIM Ibrahim	EGY	1 JUN 1974	F56	40.37	40.37	40.37
2360	NALMPANTIS Ilias	GRE	2 JUL 1972	F55	29.78	30.97	30.92
2397	MOHAMMAD YARI Ali	IRI	22 DEC 1982	F56	40.24	42.14	42.14
2432	CAMPBELL Tanto	JAM	15 JAN 1986	F56		40.42	40.42
2590	ZAQOUT Khamis	PLE	6 DEC 1965	F55	34.80	34.80	34.80
2700	MITROVIC Drazenko	SRB	9 AUG 1979	F54	30.95	31.56	31.56
2874	TRINH Cong Luan	VIE	6 JAN 1972	F56	33.00	33.00	33.00

**Total number of entries: 13**



## Entry List by Event

As of 30 AUG 2012

## Men's Discus Throw — F57/58

Bib	Name	NPC Code	Date of Birth	Sport Class	Season's Best	Personal Best	Qualifying Best
2062	NABIYEV Samir	AZE	27 FEB 1986	F57	43.50	43.66	43.66
2078	ALVES da SILVA Vanderson	BRA	1 DEC 1982	F57	44.77	44.77	44.77
2080	BATISTA dos SANTOS Claudiney	BRA	13 NOV 1978	F57	43.15	43.15	43.15
2175	ZHANG Yang	CHN	11 SEP 1986	F58	52.32	52.32	52.32
2184	KITAMBALA KIZITO Levy	COD	12 OCT 1977	F58		20.18	
2186	MINA CORTES Fernando	COL	9 OCT 1971	F58	46.26	46.26	46.26
2222	POHLMANN Rostislav	CZE	1 JUN 1964	F57		46.59	44.92
2239	ABOUELKHIR Metawa	EGY	20 OCT 1976	F58	53.89	54.96	54.96
2310	DERENALAGI Derek	GBR	3 OCT 1974	F57	43.03	43.03	43.03
2337	G HARDOONI Ali	GER	25 FEB 1979	F57	39.05	45.32	44.29
2435	AL ABBADI Amer Ali Mustafa	JOR	17 MAY 1976	F58	45.70	45.70	45.70
2530	del ROSARIO GONZALEZ Fernando	MEX	4 JUL 1988	F58	50.22	53.21	51.93
2656	ASHAPATOV Alexey	RUS	30 OCT 1973	F58	56.78	57.64	57.64
2738	MWENEMTI Zaharani Selemani	TAN	8 MAR 1975	F58			
2784	AL JAHWARI Issa Saif Hamdan	UAE	16 SEP 1986	F57	45.31	46.05	45.31
2834	OGBE Dennis	USA	2 FEB 1976	F58	51.48	52.77	51.48
2873	CAO Ngoc Hung	VIE	10 MAR 1990	F58	50.76	50.76	50.76

**Total number of entries: 17**



## Entry List by Event

As of 30 AUG 2012

## Men's Javelin Throw — F12/13

Bib	Name	NPC Code	Date of Birth	Sport Class	Season's Best	Personal Best	Qualifying Best
2004	BELHOUCAT Samir	ALG	20 OCT 1974	F13	52.47	57.64	57.64
2179	ZHU Pengkai	CHN	21 MAR 1987	F12		61.90	61.90
2196	BUDETIC Branimir	CRO	20 APR 1990	F12	57.98	57.98	57.98
2208	DELGADO Jorge	CUB	19 JUN 1977	F13		61.69	61.69
2399	NIKPARAST Sajad	IRI	21 SEP 1986	F12	56.55	59.68	59.68
2391	HOSSEINI LIRAVI Seyed Erfan	IRI	16 FEB 1984	F13	56.33	61.48	61.48
2589	FANNOUNA Mohammed	PLE	3 APR 1980	F13	46.05	46.60	46.60
2604	PYCH Miroslaw	POL	15 MAR 1972	F12	50.79	55.32	55.32
2699	GRLICA Milos	SRB	3 JAN 1979	F12	55.81	60.81	60.81
2758	CHIANG Chih-Chung	TPE	20 FEB 1980	F12	49.95	57.75	57.75
2864	MACHADO Dorian	VEN	23 FEB 1985	F13	49.70	58.17	58.17

Total number of entries: 11



## Entry List by Event

As of 30 AUG 2012

## Men's Javelin Throw — F33/34

Bib	Name	NPC Code	Date of Birth	Sport Class	Season's Best	Personal Best	Qualifying Best
2013	KARDJENA Kamel	ALG	26 MAY 1981	F33	22.30	22.30	22.30
2028	BOWEN Damien	AUS	14 MAY 1984	F34	33.50	33.50	33.50
2161	WANG Yanzhang	CHN	31 MAY 1991	F34		36.67	36.67
2191	VALENCIA Mauricio	COL	28 DEC 1987	F34	32.98	32.98	32.98
2285	CIBONE Thierry	FRA	8 AUG 1973	F34	33.71	35.91	35.91
2298	TALATINI Jean Pierre	FRA	18 APR 1976	F34	22.85	26.00	24.84
2393	KAEDI Mohsen	IRI	19 APR 1987	F34	36.24	42.27	36.24
2407	O DWYER Raymond	IRL	17 MAR 1990	F34	20.27	21.20	21.20
2488	ALMUTAIRI Ahmad	KUW	13 MAY 1994	F33	17.90	18.24	18.24
2512	NOUIRI Azeddine	MAR	21 JUL 1986	F34		25.46	25.46
2521	MAJURIN Adderin	MAS	12 JAN 1982	F33	17.74	17.74	17.74
2580	AL NABHANI Mohamed	OMA	10 JUL 1985	F33	17.02	17.02	17.02
2629	ABDULRAHMAN Abdulrahman Abdulqadir	QAT	7 SEP 1988	F34		31.00	31.00
2769	KRID Mohamed Ali	TUN	12 MAY 1991	F34	32.34	32.34	32.34
2767	IDOUDI Mourad	TUN	3 SEP 1984	F33	21.00	21.00	21.00
2775	RZIG Faouzi	TUN	9 JUL 1982	F34		35.90	34.59
2786	ALMEHAIRI Mohammad	UAE	28 FEB 1981	F34	26.02	28.46	27.05

Total number of entries: 17




## Entry List by Event

As of 30 AUG 2012

## Men's Javelin Throw — F40

Bib	Name	NPC Code	Date of Birth	Sport Class	Season's Best	Personal Best	Qualifying Best
2112	NIKOUA-ROSEL Clemarot Christian	CAF	17 SEP 1989	F40			
2162	WANG Zhiming	CHN	1 MAR 1992	F40	36.70	36.70	36.70
2136	FAN Chengcheng	CHN	4 JAN 1984	F40		40.59	40.59
2312	DUKE Kyrone	GBR	12 OCT 1992	F40	37.39	37.39	37.39
2339	MESTER Mathias	GER	15 SEP 1986	F40	40.55	40.69	40.55
2417	NAAS Ahmed	IRQ	5 FEB 1992	F40	41.05	41.05	41.05
2411	ABDULRAHEEM Kovan	IRQ	1 MAR 1988	F40	36.70	39.53	39.53
2418	NUKHAILAWI Wildan	IRQ	10 AUG 1986	F40		37.97	37.97
2514	RACHAD Rachid	MAR	27 DEC 1971	F40		28.48	26.80
2761	AMARA Mohamed	TUN	1 JAN 1986	F40	34.40	37.79	37.79

**Total number of entries: 10**




## Entry List by Event

As of 30 AUG 2012

### Men's Javelin Throw — F42

Bib	Name	NPC Code	Date of Birth	Sport Class	Season's Best	Personal Best	Qualifying Best
2108	OVCHAROV Dechko	BUL	3 APR 1980	F42	45.71	46.40	45.71
2139	FU Yanlong	CHN	23 JUN 1988	F42		46.98	46.98
2158	WANG Lezheng	CHN	4 MAR 1976	F42		42.98	42.98
2203	TOMIC Mladen	CRO	8 AUG 1976	F42	37.43	38.51	38.51
2318	MOORHOUSE Scott	GBR	24 MAY 1989	F42	44.95	47.33	47.33
2373	CAJUSTE Josue	HAI	16 MAY 1984	F42			
2401	SHOKRISALARI Kamran	IRI	21 SEP 1991	F42	50.69	50.69	50.69
2421	SVEINSSON Helgi	ISL	11 JUN 1979	F42	46.52	46.52	46.52
2577	STEINSTAD Runar	NOR	4 JAN 1967	F42	47.94	47.94	47.94
2644	SCHUTTE Casper	RSA	10 MAR 1992	F42	45.35	45.35	45.35
2736	BASSAM SAWSAN Bassam	SYR	1 JUL 1977	F42	40.99	41.05	40.99

**Total number of entries: 11**



## Entry List by Event

As of 30 AUG 2012

### Men's Javelin Throw — F44

Bib	Name	NPC Code	Date of Birth	Sport Class	Season's Best	Personal Best	Qualifying Best
2125	McQUEEN Alister	CAN	19 JUN 1991	F44	45.11	45.11	45.11
2140	GAO Changlong	CHN	5 APR 1982	F44		55.86	55.86
2141	GAO Mingjie	CHN	23 NOV 1980	F44		59.82	59.82
2194	FERNANDES Marcio Miguel Da Costa	CPV	18 MAY 1983	F44	50.10	50.10	50.10
2288	FALELAVAKI Tony	FRA	21 NOV 1985	F44	54.48	54.48	54.48
2384	RANBIR Narender	IND	10 JUL 1989	F44	47.39	47.39	47.39
2562	HERTOG Ronald	NED	13 JAN 1989	F44	54.75	56.76	56.76
2661	GUDKOV Evgeny	RUS	17 APR 1978	F44	48.83	53.95	53.95
2739	LIKU Aloalo Ki Eneio	TGA	20 FEB 1978	F44			
2844	SKIBA Jeff	USA	28 APR 1984	F44	50.56	50.56	50.56

**Total number of entries: 10**





## Entry List by Event

As of 30 AUG 2012

## Men's Javelin Throw — F52/53

Bib	Name	NPC Code	Date of Birth	Sport Class	Season's Best	Personal Best	Qualifying Best
2220	KISY Ales	CZE	30 SEP 1980	F53	15.26	19.14	19.14
2368	VRYONIS Gerasimos	GRE	14 JUN 1968	F53	15.63	16.68	16.44
2358	KARAMINAS Georgios	GRE	13 DEC 1961	F52	14.76	16.15	16.15
2392	JOKAR Abdolreza	IRI	21 JAN 1970	F53	21.73	21.81	21.73
2433	CUNNINGHAM Alphanso	JAM	29 AUG 1980	F53		20.19	18.07
2536	MAXIMO de JESUS Mauro	MEX	13 FEB 1957	F53	20.40	21.06	20.64
2578	MARTIN Peter	NZL	23 FEB 1962	F52	15.46	15.46	15.46
2696	PLANK Henrik	SLO	23 AUG 1974	F52	14.22	17.50	17.23
2841	SEVERN Scot	USA	20 JUL 1968	F53	17.55	18.11	18.06

**Total number of entries: 9**



## Entry List by Event

As of 30 AUG 2012

### Men's Javelin Throw — F54/55/56

Bib	Name	NPC Code	Date of Birth	Sport Class	Season's Best	Personal Best	Qualifying Best
2107	HAJI JUMA'AT Shari	BRU	6 AUG 1967	F55	29.83	29.83	29.83
2110	YUSEINOV Mustafa	BUL	24 SEP 1970	F55	25.81	27.68	27.68
2109	RUZHDI Ruzhdi	BUL	14 APR 1991	F55	24.36	25.27	25.27
2209	DIAZ Leonardo	CUB	16 FEB 1975	F56		30.51	30.51
2231	DAHL Jacob	DEN	26 DEC 1983	F54	18.40	19.72	18.40
2240	IBRAHIM Ibrahim	EGY	1 JUN 1974	F56	34.27	34.27	34.27
2274	KIRJONEN Aleks	FIN	29 MAY 1993	F56	28.72	28.72	28.72
2366	STEFANOUDAKIS Manolis	GRE	5 APR 1983	F54	25.49	28.28	28.28
2376	KANYO Zsolt	HUN	4 NOV 1977	F56	27.44	27.44	27.44
2519	BIN MASRI Faridul	MAS	23 JUL 1981	F56	33.88	33.88	33.88
2546	ZEPEDA FELIX Luis Alberto	MEX	1 SEP 1965	F54	27.11	27.11	27.11
2590	ZAQOUT Khamis	PLE	6 DEC 1965	F55	25.79	25.79	25.79
2597	KOZUN Karol	POL	23 MAR 1982	F55		30.18	29.85
2672	KUZNETSOV Alexey	RUS	3 APR 1981	F54	28.29	29.49	29.49
2700	MITROVIC Drazenko	SRB	9 AUG 1979	F54	24.72	27.89	26.45

**Total number of entries: 15**



## Entry List by Event

As of 30 AUG 2012

### Men's Javelin Throw — F57/58

Bib	Name	NPC Code	Date of Birth	Sport Class	Season's Best	Personal Best	Qualifying Best
2080	BATISTA dos SANTOS Claudiney	BRA	13 NOV 1978	F57	39.38	39.38	39.38
2166	XU Chongyao	CHN	13 MAR 1970	F58		45.30	45.30
2184	KITAMBALA KIZITO Levy	COD	12 OCT 1977	F58		17.50	
2186	MINA CORTES Fernando	COL	9 OCT 1971	F58	43.51	43.51	43.51
2222	POHLMANN Rostislav	CZE	1 JUN 1964	F57	38.19	39.66	38.59
2243	SALEM Raed	EGY	16 MAY 1982	F58	44.96	46.05	46.05
2301	MABICKA Thierry	GAB	24 JAN 1976	F57			
2324	STEPHENS Nathan	GBR	11 APR 1988	F57	37.17	41.37	41.37
2362	NTOMGKIONI Angim Dimitrios	GRE	16 JUN 1973	F57	34.03	37.39	36.30
2367	TSIOU Anastasios	GRE	30 AUG 1974	F57	32.50	32.50	32.50
2396	KHALVANDI Mohammad	IRI	11 JAN 1990	F58	46.86	46.86	46.86
2530	del ROSARIO GONZALEZ Fernando	MEX	4 JUL 1988	F58	40.34	44.33	42.89
2550	CHULUUNDORJ Munkh-Erdene	MGL	16 AUG 1979	F58	32.29	32.29	32.29
2555	WIN Naing	MYA	7 OCT 1971	F57	32.99	32.99	32.99
2693	NDIAYE Mor	SEN	12 FEB 1971	F58		41.51	41.51
2737	MOHAMAD Mohamad	SYR	10 JAN 1984	F57	41.84	41.84	41.84
2753	YIMBANCHANG Sakchai	THA	21 NOV 1988	F58	45.77	45.77	45.77
2873	CAO Ngoc Hung	VIE	10 MAR 1990	F58	44.78	44.78	44.78

**Total number of entries: 18**



## Entry List by Event

As of 30 AUG 2012

### Men's Club Throw — F31/32/51

Bib	Name	NPC Code	Date of Birth	Sport Class	Season's Best	Personal Best	Qualifying Best
2001	BAHLAZ Lahouari	ALG	12 MAR 1979	F32	33.26	36.73	36.73
2007	BETINA Karim	ALG	18 AUG 1978	F32	29.17	31.65	30.61
2197	HUDINA Slaven	CRO	3 DEC 1984	F32	24.84	25.25	25.25
2199	MATIC Miroslav	CRO	3 MAR 1967	F51	22.16	22.72	22.72
2223	SERBUS Frantisek	CZE	20 JUL 1985	F32	26.74	28.95	28.95
2218	BELES Radim	CZE	6 MAR 1973	F51		25.61	25.61
2224	VANEK Jan	CZE	25 JAN 1979	F51		25.14	25.14
2226	ZVOLANEK Martin	CZE	26 MAY 1974	F51		25.01	23.67
2317	MILLER Stephen	GBR	27 MAY 1980	F32	30.71	32.91	31.29
2357	KAPLANIS Nikolaos	GRE	6 MAY 1973	F51	21.15	21.15	21.15
2405	McCARTHY John	IRL	20 APR 1974	F51	21.42	22.66	21.42
2498	ELHMALI Hamza G	LBA	31 JUL 1987	F32	24.00	24.00	24.00
2513	OUADDALI Youssef	MAR	2 FEB 1987	F32	22.68	22.68	22.68
2609	SOCHAL Maciej	POL	29 AUG 1987	F32	24.06	30.16	30.16
2695	FLERE Joze	SLO	27 FEB 1968	F51	21.23	21.28	21.24
2698	DIMITRIJEVIC Zeljko	SRB	4 JAN 1971	F51	25.68	25.68	25.68
2777	ZEMZEMI Mohamed	TUN	3 JUL 1991	F51	23.82	23.82	23.82

**Total number of entries: 17**



## Entry List by Event

As of 30 AUG 2012

### Men's Marathon — T12

Bib	Name	NPC Code	Date of Birth	Sport Class	Season's Best	Personal Best	Qualifying Best
2014	KARFAS Nacer-Eddine	ALG	7 JUN 1977	T12			
Guide	BERRAHAL Said	ALG	3 JUL 1985				
Guide	BENGUESMIA Chaouki	ALG	24 MAY 1974				
Guide	ABDELKADER Madani	ALG	17 JUN 1986				
Guide	BOUDERBALA Morsli	ALG	15 AUG 1980				
2026	SANTERO Jose Luis	ARG	3 JUN 1976	T12	2:50:08	2:50:08	2:50:08
Guide	VILLAGRA Jose	ARG	12 FEB 1964				
Guide	LUCHIK Jorge	ARG	24 JUN 1981				
2131	VALENZUELA Cristian	CHI	28 APR 1983	T11		2:41:04	2:41:04
Guide	MOYA Raul	CHI	20 NOV 1990				
Guide	GUAJARDO Cristopher	CHI	7 APR 1988				
2188	SERNA MORENO Elkin Alonso	COL	13 JAN 1985	T12	2:32:41	2:32:41	2:32:41
Guide	NARANJO JARAMILLO German	COL	5 FEB 1980				
2266	SUAREZ LASO Alberto	ESP	19 DEC 1977	T12	2:23:24	2:23:24	2:23:24
2377	ORBAN Csaba	HUN	1 SEP 1971	T12	2:54:36	2:54:36	2:54:36
2422	YARKONI Gad	ISR	18 OCT 1974	T11	2:55:11	2:55:11	2:55:11
Guide	ALMAGOR Revital	ISR	10 DEC 1976				
Guide	BRACHFELD Elon Eliezer	ISR	21 NOV 1973				
Guide	ABRAMSKI Nili	ISR	14 JAN 1970				
Guide	GEVA Shabtai	ISR	20 JUL 1945				
2423	CIONNA Andrea	ITA	5 JAN 1968	T11		2:35:40	2:37:57
Guide	BUSSOLOTTO Dorian	ITA	18 NOV 1980				
Guide	CARLONI Alessandro	ITA	2 DEC 1978				
Guide	dei CAS Michela	ITA	30 APR 1984				
2457	TAKAHASHI Yuichi	JPN	12 JUN 1965	T11	2:43:19	2:37:43	2:43:19
Guide	KINOSHITA Hitoshi	JPN	27 MAY 1977				
Guide	HAYATA Toshiyuki	JPN	2 MAY 1968				
Guide	OSAKI Sakae	JPN	18 AUG 1964				
2451	OKAMURA Masahiro	JPN	13 APR 1970	T12		2:25:18	2:34:03
2459	WADA Shinya	JPN	9 JUL 1977	T11		2:38:59	2:38:59
Guide	KITAMURA Takuya	JPN	31 JUL 1981				
Guide	SHIDA Jun	JPN	16 JUN 1973				
Guide	NAKATA Takashi	JPN	23 OCT 1979				
2477	WANYOIKE Henry	KEN	10 MAY 1974	T11	2:47:16	2:47:16	2:47:16
Guide	GACHUHI Joseph	KEN	11 NOV 1974				
2621	MACHADO Joaquim	POR	3 APR 1971	T11	2:42:37	2:42:37	2:42:37
Guide	CHAVES Rui	POR	20 APR 1976				
Guide	NEVES Alcindo	POR	26 JUL 1985				
2620	MACCHI Gabriel	POR	2 OCT 1975	T12		2:38:57	2:38:57
Guide	RODRIGUES Jorge	POR	16 APR 1972				
Guide	NUNES Martim	POR	5 JUL 1976				
2623	PINA Jorge	POR	11 JAN 1976	T12		2:44:25	2:44:25
Guide	SILVA Sergio	POR	3 APR 1983				
Guide	GINJA Luis	POR	22 OCT 1973				
2666	KHAVLIN Igor	RUS	21 MAR 1977	T11		2:38:57	2:38:57
Guide	KAVESHNIKOV Boris	RUS	30 SEP 1974				
Guide	LASHMANOV Aleksei	RUS	16 SEP 1964				
Guide	KRASNOPEROV Alexander	RUS	18 DEC 1986				
Guide	BYSTROV Anatoly	RUS	11 MAR 1989				
2677	POMYKALOV Ildar	RUS	9 JUN 1971	T12		2:35:59	2:35:59
Guide	LASHMANOV Aleksei	RUS	16 SEP 1964				




## Entry List by Event

As of 30 AUG 2012

## Men's Marathon — T12

Bib	Name	NPC Code	Date of Birth	Sport Class	Season's Best	Personal Best	Qualifying Best
2772	NASRALLAH Hatem	TUN	2 OCT 1991	T12		2:47:51	2:47:51
Guide	LACHHEB Tahar	TUN	21 APR 1974				
Guide	GHRIB Safouan Mohamed	TUN	2 SEP 1983				
Guide	GHALI Mohamed Marouane	TUN	13 APR 1981				
Guide	RIAH Salah	TUN	24 OCT 1984				
2778	ZHIOU Abderrahim	TUN	26 SEP 1985	T12		2:33:36	2:33:36
Guide	MZOUGH Mohamed	TUN	28 MAR 1959				
Guide	JEMAI Mohamed	TUN	27 AUG 1962				
Guide	JABALLAH Khadija	TUN	10 JAN 1974				
Guide	GHRIBI Ali	TUN	5 SEP 1974				

Total number of entries: 19




## Entry List by Event

As of 30 AUG 2012

## Men's Marathon — T46

Bib	Name	NPC Code	Date of Birth	Sport Class	Season's Best	Personal Best	Qualifying Best
2070	van den HEEDE Frederic	BEL	21 MAR 1974	T46	2:33:35	2:31:57	2:33:35
2095	SENA Tito	BRA	6 FEB 1967	T46	2:33:26	2:32:01	2:32:01
2081	BONFIM Ozivam	BRA	12 APR 1975	T46	2:42:00	2:33:50	2:33:50
2173	ZHANG Lei	CHN	14 OCT 1982	T46		2:35:38	2:35:38
2247	AIT KHAMOUCH Abderrahman	ESP	31 AUG 1985	T46	2:25:43	2:25:43	2:25:43
2426	di LELLO Alessandro	ITA	18 JUL 1977	T46	2:37:21	2:37:21	2:37:21
2427	ENDRIZZI Walter	ITA	19 AUG 1967	T46		2:34:00	2:36:04
2538	MEZA ZEMPOALTECATL Pedro	MEX	23 FEB 1975	T46		2:53:16	2:53:16
2543	SANTILLAN HERNANDEZ Mario	MEX	22 APR 1981	T46		2:30:59	2:30:59
2718	SOMMER Christoph	SUI	27 OCT 1972	T46	2:40:14	2:40:14	2:40:14
2828	HAMMER Chris	USA	30 MAR 1986	T46		2:37:08	2:37:08

**Total number of entries: 11**



## Entry List by Event

As of 30 AUG 2012

### Men's Marathon — T54

Bib	Name	NPC Code	Date of Birth	Sport Class	Season's Best	Personal Best	Qualifying Best
2032	FEARNLEY Kurt	AUS	23 MAR 1981	T54	1:21:39	1:18:51	1:18:51
2027	ARKLEY Nathaniel	AUS	27 OCT 1994	T54		1:29:05	1:29:05
2113	CASSIDY Josh	CAN	15 NOV 1984	T54	1:18:25	1:18:25	1:18:25
2120	FILTEAU Michel	CAN	30 DEC 1966	T54	1:23:02	1:23:02	1:23:02
2150	LIU Chengming	CHN	20 MAR 1987	T54		1:36:03	1:36:03
2195	MOLINA SIBAJA Laurens	CRC	2 OCT 1978	T54	1:38:49	1:38:49	1:38:49
2252	BOTELLO JIMENEZ Rafael	ESP	23 FEB 1979	T54	1:23:00	1:23:00	1:23:00
2264	PUIGBO VERDAGUER Roger	ESP	20 MAR 1978	T53	1:35:59	1:23:34	1:30:55
2284	CASOLI Julien	FRA	5 JUL 1982	T54	1:35:56	1:35:56	1:35:56
2291	LEMEUNIER Denis	FRA	12 FEB 1965	T54	1:35:58	1:23:47	1:28:07
2289	FUSS Alain	FRA	10 JUL 1968	T54	1:36:00	1:24:55	1:28:08
2287	FAIRBANK Pierre	FRA	27 JUL 1971	T53		1:31:11	1:31:11
2326	WEIR David	GBR	5 JUN 1979	T54	1:32:26	1:28:57	1:30:05
2442	HOKINOUE Kota	JPN	30 MAR 1974	T54	1:23:26	1:22:01	1:22:01
2453	SOEJIMA Masazumi	JPN	31 AUG 1970	T54	1:23:27	1:18:50	1:18:50
2438	HANAOKA Nobukazu	JPN	13 MAR 1976	T54	1:28:26	1:23:33	1:25:05
2440	HIGUCHI Masayuki	JPN	15 JAN 1979	T54	1:28:29	1:22:03	1:22:03
2462	YASUOKA Choke	JPN	18 JAN 1973	T54	1:30:44	1:22:17	1:30:44
2461	YAMAMOTO Hiroyuki	JPN	31 MAY 1966	T54	1:33:00	1:23:16	1:23:16
2480	HONG Sukman	KOR	7 DEC 1975	T54	1:39:10	1:27:04	1:27:04
2482	KIM Gyu Dae	KOR	17 JAN 1984	T54		1:36:04	1:36:04
2537	MENDOZA HERNANDEZ Saul	MEX	6 JAN 1967	T54	1:24:43	1:24:43	1:24:43
2533	GORDIAN MARTINEZ Aaron	MEX	4 MAY 1964	T54	1:37:06	1:28:29	1:28:29
2594	HAMERLAK Tomasz	POL	5 SEP 1975	T54		1:30:54	1:30:54
2716	HUG Marcel	SUI	16 JAN 1986	T54	1:30:53	1:21:55	1:21:55
2714	FREI Heinz	SUI	28 JAN 1958	T53	1:32:30	1:23:31	1:29:23
2825	GEORGE Joshua	USA	18 MAR 1984	T53	1:22:55	1:22:55	1:22:55
2835	PIKE Aaron	USA	4 MAY 1986	T54	1:22:55	1:22:55	1:22:55
2816	BLEAKNEY Adam	USA	27 AUG 1975	T53	1:28:14	1:26:03	1:26:03
2840	SCHABORT Krige	USA	9 SEP 1963	T54	1:32:13	1:32:13	1:32:13
2820	CHALMERS Ryan	USA	14 MAR 1989	T54	1:34:11	1:31:48	1:31:48
2842	SIEMANN Brian	USA	7 OCT 1989	T53	1:37:08	1:36:59	1:36:59

**Total number of entries: 32**





## Entry List by Event

As of 30 AUG 2012

### Women's 100m — T11

Bib	Name	NPC Code	Date of Birth	Sport Class	Season's Best	Personal Best	Qualifying Best
1009	GICASO Esperanca	ANG	2 JUL 1992	T11	13.63	13.63	13.63
Guide	NETO Marcio Jose Fonseca	ANG	20 MAY 1989				
1010	SILVA Maria Gomes Da	ANG	28 JAN 1992	T11	14.02	14.02	14.02
Guide	ZONGO Albano Pedro	ANG	12 SEP 1984				
1049	GUILHERMINA Terezinha	BRA	3 OCT 1978	T11	12.10	12.04	12.04
Guide	SOARES de SANTANA Guilherme	BRA	9 AUG 1983				
1052	SANTOS Jerusa Geber	BRA	26 APR 1982	T11	12.57	12.52	12.52
Guide	BARBOZA DA SILVA Luiz Henrique	BRA	25 MAR 1987				
1053	SANTOS Jhulia	BRA	18 SEP 1991	T11	13.20	13.16	13.16
Guide	DIAS de OLIVEIRA SILVA Fabio	BRA	5 APR 1984				
1076	JIA Juntingxian	CHN	17 AUG 1986	T11		12.89	12.89
Guide	XU Donglin	CHN	21 OCT 1988				
1153	HINTON Tracey	GBR	19 MAR 1970	T11	13.59	13.37	13.42
Guide	HUGHES Steffan	GBR	17 SEP 1983				
1233	TEMMA Yuki	JPN	26 JUL 1990	T11	13.57	13.57	13.57
Guide	KONDO Katsuyuki	JPN	20 NOV 1981				
1235	WATANABE Shiho	JPN	23 JAN 1990	T11	14.55	14.55	14.55
Guide	SHIMOINABA Koki	JPN	15 FEB 1984				
1262	JIMENEZ MANZANAREZ Tania Lorena	MEX	9 JUL 1982	T11	13.54	13.41	13.41
Guide	CAMPOS COLLAZO Joe Ericker	MEX	21 AUG 1993				
1260	GONZALEZ SANTA CRUZ G	MEX	5 SEP 1995	T11	14.22	14.22	14.22
Guide	MEZQUITAN GALICIA Gabriel	MEX	7 DEC 1973				
1281	BENAVIDEZ HERNANDEZ V	NCA	6 DEC 1992	T11			
Guide	ALVARADO ESTRADA Gema	NCA	10 MAY 1989				

**Total number of entries: 12**



## Entry List by Event

As of 30 AUG 2012

### Women's 100m — T12

Bib	Name	NPC Code	Date of Birth	Sport Class	Season's Best	Personal Best	Qualifying Best
1042	KANIUK Anna	BLR	16 AUG 1984	T12	12.84	12.84	12.84
1044	ZINKEVICH Volha	BLR	8 SEP 1975	T12	13.20	13.07	13.07
1047	de OLIVEIRA CORREA Alice	BRA	2 MAR 1996	T12	12.91	12.91	12.91
Guide	CARDOSO da SILVA Diogo	BRA	15 MAR 1985				
1099	ZHOU Guohua	CHN	10 OCT 1990	T12	12.56	12.46	12.46
Guide	LI Jie	CHN	2 OCT 1987				
1079	LIU Miaomiao	CHN	10 DEC 1989	T12		13.07	13.07
1101	ZHU Daqing	CHN	25 FEB 1990	T12		12.57	12.57
Guide	ZHANG Hui	CHN	15 JUN 1988				
1119	MIJAN Daineris	CUB	29 JUL 1988	T12		12.94	12.94
1132	NGUI Eva	ESP	9 JUN 1985	T12	12.73	12.57	12.57
1131	MARTINEZ Sara	ESP	26 FEB 1990	T12	13.51	13.34	13.34
1137	EL HANNOUNI Assia	FRA	30 MAY 1981	T12	12.62	12.62	12.62
Guide	SIMOUNET Gautier	FRA	28 DEC 1982				
1150	CLEGG Libby	GBR	24 MAR 1990	T12	12.41	12.41	12.41
Guide	HUGGINS Mikail	GBR	29 NOV 1983				
1220	STEFANINI Elisabetta	ITA	19 JUN 1983	T12	13.07	12.79	13.07
Guide	di MARCELLO Massimo	ITA	5 DEC 1963				
1240	MWANGI Hanah Ngendo	KEN	28 SEP 1986	T12		13.63	13.63
1277	MUCHAVO Maria Elisa	MOZ	26 JUL 1992	T12		13.40	13.40
1357	KOLNIKOVA Hanka	SVK	19 JUL 1989	T12	12.96	12.68	12.75
Guide	SURGAC Jan	SVK	14 SEP 1960				
1385	BOTURCHUK Oxana	UKR	12 SEP 1984	T12		12.56	12.56
1422	IBRAGIMOVA Miyassar	UZB	23 NOV 1988	T12	13.04	13.04	13.04

**Total number of entries: 17**



## Entry List by Event

As of 30 AUG 2012

## Women's 100m — T13

Bib	Name	NPC Code	Date of Birth	Sport Class	Season's Best	Personal Best	Qualifying Best
1003	HAMRI Lynda	ALG	8 FEB 1989	T13	13.80	13.42	13.42
1055	SOARES Viviane	BRA	14 MAY 1996	T13	13.34	13.05	13.05
1054	SILVA Joana Helena	BRA	16 FEB 1963	T13	13.69	12.98	12.98
1118	DURAND Omara	CUB	26 NOV 1991	T13		11.99	11.99
1139	KEITA Nantenin	FRA	5 NOV 1984	T13	12.74	12.61	12.74
1193	DIMOGLOU Alexandra	GRE	15 DEC 1981	T13		12.71	12.91
1195	KARAGIANNI Anthi	GRE	22 SEP 1981	T13		12.92	13.67
1246	LETSOARA Mary	LES	2 JAN 1993	T13			
1301	DUZIKOWSKA Anna	POL	20 SEP 1993	T13	13.82	13.82	13.82
1315	HAYES Ilse	RSA	30 AUG 1985	T13	12.38	12.38	12.38
1318	PRETORIUS Johanna	RSA	3 SEP 1993	T13	13.18	12.91	12.91
1361	LIU Ya-Ting	TPE	2 AUG 1991	T13		14.37	
1367	BOUSAID Somaya	TUN	5 MAY 1980	T13		13.31	13.31
1384	AKULLO Christine	UGA	23 JUN 1990	T13		13.24	13.24
1386	GLIEBOVA Olena	UKR	19 JAN 1981	T13	12.40	12.40	12.40

**Total number of entries: 15**




## Entry List by Event

As of 30 AUG 2012

## Women's 100m — T34

Bib	Name	NPC Code	Date of Birth	Sport Class	Season's Best	Personal Best	Qualifying Best
1028	LITTLE Rosemary	AUS	27 AUG 1982	T33	19.89	19.89	19.89
1031	POND Kristy	AUS	25 JUL 1996	T34	22.85	22.13	22.13
1063	BURROWS Rachael	CAN	21 NOV 1982	T34	20.89	20.89	20.89
1151	COCKROFT Hannah	GBR	30 JUL 1992	T34	17.60	17.60	17.60
1159	NICHOLLS Melissa	GBR	14 JUL 1977	T34	20.85	20.85	20.85
1226	KITAURA Haruka	JPN	7 MAR 1992	T34	20.86	20.86	20.86
1283	SIEMONS Amy	NED	18 MAY 1985	T34	18.89	18.89	18.89
1287	VRANKEN Desiree	NED	28 JUN 1997	T34	19.85	19.85	19.85
1365	BEN JEMAA Yousra	TUN	22 AUG 1986	T34	22.46	20.54	20.54
1402	DEWALD Carleigh	USA	8 JUN 1995	T34	21.05	21.05	21.05
1412	MESSER Kristen	USA	18 MAR 1987	T33	21.65	21.24	21.24

**Total number of entries: 11**



## Entry List by Event

As of 30 AUG 2012

## Women's 100m — T35

Bib	Name	NPC Code	Date of Birth	Sport Class	Season's Best	Personal Best	Qualifying Best
1021	DODDS Rachael	AUS	26 NOV 1994	T35	17.16	17.16	17.16
1034	WALTERS Erinn	AUS	11 MAY 1995	T35	17.66	17.66	17.66
1065	McLACHLAN Virginia	CAN	17 SEP 1992	T35	16.42	16.38	16.38
1081	LIU Ping	CHN	8 NOV 1984	T35	18.31	15.21	15.21
1122	LUXOVA Anna	CZE	28 MAY 1997	T35	17.32	17.32	17.32
1164	WARNER Sophia	GBR	23 MAY 1974	T35	16.44	16.44	16.44
1217	CORSO Oxana	ITA	9 JUL 1995	T35	15.73	15.73	15.73
1266	PEREZ GARCIA Fatima Del Rocio	MEX	25 DEC 1993	T35	17.52	17.32	17.32

**Total number of entries: 8**




## Entry List by Event

As of 30 AUG 2012

### Women's 100m — T36

Bib	Name	NPC Code	Date of Birth	Sport Class	Season's Best	Personal Best	Qualifying Best
1014	SCHAUS Nadia	ARG	4 JAN 1996	T36	15.03	15.03	15.03
1012	MARTINEZ Yanina Andrea	ARG	24 DEC 1993	T36	15.05	15.05	15.05
1107	HERNANDEZ FLORIAN Martha Liliana	COL	20 MAY 1988	T36	16.32	16.32	16.32
1163	ROBSON Hazel	GBR	22 AUG 1979	T36	15.48	14.94	14.94
1183	NICOLEITZIK Claudia	GER	8 DEC 1989	T36	14.85	14.85	14.85
1202	YU Chun Lai	HKG	10 MAR 1978	T36		15.59	15.59
1225	KATO Yuki	JPN	21 SEP 1973	T36	16.14	15.42	15.84
1238	BAIDULDAYEVA Ainur	KAZ	11 FEB 1981	T36	16.33	16.33	16.33
1242	JEON Min Jae	KOR	12 JUL 1977	T36	15.29	15.29	15.29
1327	IVANOVA Elena	RUS	2 APR 1988	T36	14.55	14.39	14.39
1333	SAKHIBZADAEVA Aygyul	RUS	12 APR 1990	T36	15.17	15.08	15.08

**Total number of entries: 11**




## Entry List by Event

As of 30 AUG 2012

## Women's 100m — T37

Bib	Name	NPC Code	Date of Birth	Sport Class	Season's Best	Personal Best	Qualifying Best
1072	CAO Yuanhang	CHN	20 NOV 1991	T37	14.96	14.74	14.74
1138	FRANCOIS-ELIE Mandy	FRA	27 SEP 1989	T37	14.22	14.22	14.22
1152	HART Katrina	GBR	17 MAY 1990	T37	14.32	14.26	14.26
1157	McLOUGHLIN Jenny	GBR	3 OCT 1991	T37	14.63	14.63	14.63
1185	SEIFERT Maria	GER	15 MAY 1991	T37	14.21	14.21	14.21
1176	FOERDER Isabelle	GER	7 JUL 1979	T37	14.71	14.56	14.71
1210	JAMESON Heather	IRL	20 MAY 1997	T37	15.13	15.13	15.13
1215	THORSTEINSDOTTIR Matthildur	ISL	8 APR 1997	T37	15.89	15.89	15.89
1280	BENSON Johanna	NAM	17 FEB 1990	T37	15.28	14.81	15.08
1305	LANGNER Marta	POL	29 DEC 1991	T37	15.32	14.60	14.60
1329	OVSYANNIKOVA Anastasiya	RUS	20 OCT 1988	T37	14.77	14.77	14.77
1334	SERGEEVA Svetlana	RUS	26 MAR 1986	T37	14.78	14.64	14.64
1364	BAHI Neda	TUN	1 JAN 1992	T37	15.00	14.80	14.80
1389	KRAVCHENKO Viktoriya	UKR	18 JAN 1979	T37	14.37	14.00	14.00
1390	KRECHUNYAK Oksana	UKR	25 APR 1981	T37	14.75	14.56	14.56

Total number of entries: 15



## Entry List by Event


As of 30 AUG 2012

### Women's 100m — T38

Bib	Name	NPC Code	Date of Birth	Sport Class	Season's Best	Personal Best	Qualifying Best
1027	ISAAC Torita	AUS	5 JUL 1995	T38	14.58	14.58	14.58
1030	PARRISH Katie	AUS	4 JUL 1991	T38	14.63	14.31	14.63
1051	SANTOS Jenifer	BRA	30 JUN 1989	T38	14.81	13.96	13.96
1073	CHEN Junfei	CHN	15 MAY 1992	T38	15.13	13.79	13.79
1092	XIONG Dezhi	CHN	29 APR 1988	T38		14.38	14.38
1148	BREEN Olivia	GBR	26 JUL 1996	T38	14.10	14.10	14.10
1186	SLABY Tamira	GER	6 MAR 1992	T38	14.01	14.01	14.01
1254	ABDULLAH Norsyazwani Binti	MAS	6 MAR 1987	T38	15.17	15.17	15.17
1325	GONCHAROVA Margarita	RUS	14 MAR 1991	T38	13.70	13.54	13.54
1370	MANSOUR Sonia	TUN	6 SEP 1988	T38	14.57	13.95	13.95
1396	STRYZHAK Inna	UKR	11 JUN 1985	T38		13.49	13.49

**Total number of entries: 11**





## Entry List by Event

As of 30 AUG 2012

### Women's 100m — T42

Bib	Name	NPC Code	Date of Birth	Sport Class	Season's Best	Personal Best	Qualifying Best
1018	CARTWRIGHT Kelly	AUS	22 APR 1989	T42	16.26	16.26	16.26
1024	ERRICHELLO Michelle	AUS	7 DEC 1982	T42	17.43	16.31	17.43
1141	LOPEZ Orianne	FRA	20 MAY 1989	T42	19.06	18.00	18.33
1184	SCHMIDT Jana	GER	13 DEC 1972	T42	16.05	16.05	16.05
1181	LOW Vanessa	GER	17 JUL 1990	T42	16.46	16.46	16.46
1216	CAIRONI Martina	ITA	13 SEP 1989	T42	15.89	15.89	15.89
1284	SMITS Marije	NED	24 OCT 1986	T42	17.49	17.49	17.49
1309	ZIELINSKA Ewa	POL	25 DEC 1972	T42	17.16	17.08	17.08
1418	SULLIVAN Katy	USA	6 DEC 1979	T42	17.35	17.35	17.35

**Total number of entries: 9**



## Entry List by Event

As of 30 AUG 2012

### Women's 100m — T44

Bib	Name	NPC Code	Date of Birth	Sport Class	Season's Best	Personal Best	Qualifying Best
1062	THIN Seng Hon	CAM	25 APR 1986	T44			
1088	WANG Juan	CHN	3 SEP 1975	T44		13.96	13.96
1140	le FUR Marie-Amelie	FRA	26 SEP 1988	T44	13.15	13.15	13.15
1156	KAMLISH Sophie	GBR	20 AUG 1996	T44	13.90	13.90	13.90
1162	REID Stef	GBR	26 OCT 1984	T44	14.07	13.95	13.95
1177	GREEN Katrin	GER	16 FEB 1985	T44	13.68	13.56	13.56
1231	TAKAKUWA Saki	JPN	26 MAY 1992	T44	14.12	13.96	13.96
1229	NAKANISHI Maya	JPN	3 JUN 1985	T44	14.33	13.84	13.88
1285	van RHIJN Marlou	NED	22 OCT 1991	T43	13.48	13.48	13.48
1286	VERDUIJN Suzan	NED	28 OCT 1983	T44	14.53	14.02	14.02
1282	PRUYSEN Iris	NED	26 NOV 1987	T44	15.21	15.21	15.21
1405	HOLMES April	USA	11 MAR 1973	T44	13.46	13.27	13.27

**Total number of entries: 12**



## Entry List by Event

As of 30 AUG 2012

## Women's 100m — T46

Bib	Name	NPC Code	Date of Birth	Sport Class	Season's Best	Personal Best	Qualifying Best
1016	BEATTIE Carlee	AUS	9 SEP 1982	T46		12.90	12.90
1048	FINDER Sheila	BRA	15 AUG 1979	T46	13.36	13.17	13.17
1085	OUYANG Jingling	CHN	27 DEC 1987	T46		13.07	13.07
1090	WANG Yanping	CHN	22 NOV 1993	T46		12.93	12.93
1117	CASTILLO Yunidis	CUB	6 JUN 1987	T46		12.08	12.08
1134	AZENAW Yengus Dese	ETH	4 JUL 1992	T46	14.95	14.95	14.95
1149	BROWN Sally	GBR	26 JUN 1995	T46	13.40	13.15	13.15
1170	CANDE Ussumane	GBS	14 JUN 1988	T46			
1196	SMARAGDI Styliani	GRE	3 AUG 1995	T46		14.12	14.12
1290	BISUNKHE Maiya	NEP	5 NOV 1992	T46		17.36	
1308	PIEKART Katarzyna	POL	5 MAR 1986	T46	13.07	13.07	13.07
1332	RODOMAKINA Nikol	RUS	14 FEB 1993	T46	12.51	12.28	12.50
1348	LALLWALA PALLIYAGURUNNANS A.I.K.	SRI	30 JUL 1986	T46	14.22	14.22	14.22

**Total number of entries: 13**



## Entry List by Event

As of 30 AUG 2012

## Women's 100m — T52

Bib	Name	NPC Code	Date of Birth	Sport Class	Season's Best	Personal Best	Qualifying Best
1039	VERVOORT Marieke	BEL	10 MAY 1979	T52	20.40	20.40	20.40
1068	STILWELL Michelle	CAN	4 JUL 1974	T52	18.67	18.67	18.67
1232	TANAKA Teruyo	JPN	24 MAY 1959	T52	23.34	21.11	21.37
1227	KIYAMA Yuka	JPN	21 DEC 1983	T52	24.87	23.00	23.00
1414	MORGAN Kerry	USA	11 JUN 1974	T52	20.22	20.22	20.22
1413	MITCHELL Cassie	USA	8 JUN 1981	T52	20.97	20.97	20.97
1406	LEITNER Cheryl	USA	4 APR 1983	T52	22.49	21.38	22.49

**Total number of entries: 7**



## Entry List by Event

As of 30 AUG 2012

## Women's 100m — T53

Bib	Name	NPC Code	Date of Birth	Sport Class	Season's Best	Personal Best	Qualifying Best
1015	BALLARD Angela	AUS	6 JUN 1982	T53	16.83	16.83	16.83
1020	DE ROZARIO Madison	AUS	24 NOV 1993	T53	17.51	16.96	16.97
1040	LEWIS Jessica Cooper	BER	3 APR 1993	T53	18.51	18.51	18.51
1075	HUANG Lisha	CHN	10 SEP 1988	T53		16.30	16.65
1100	ZHOU Hongzhuan	CHN	12 DEC 1988	T53		17.32	17.58
1191	FORDJOUR Anita	GHA	20 MAR 1982	T53	17.66	17.66	17.66
1404	GALLI Jessica	USA	1 DEC 1983	T53	16.55	16.55	16.55
1403	FORBER PRATT Anjali	USA	22 JUN 1984	T53	17.06	16.85	16.85

**Total number of entries: 8**




## Entry List by Event

As of 30 AUG 2012

### Women's 100m — T54

Bib	Name	NPC Code	Date of Birth	Sport Class	Season's Best	Personal Best	Qualifying Best
1064	FRIE Keira-Lyn	CAN	16 AUG 1987	T54	17.08	16.82	16.82
1074	DONG Hongjiao	CHN	28 APR 1986	T54		16.66	16.66
1082	LIU Wenjun	CHN	5 MAY 1985	T54		16.63	16.78
1105	MIBAMBA KIMBATA Dedeline	COD	5 FEB 1982	T54			
1128	MAIBOLL Marianne	DEN	18 JUL 1977	T54	18.30	17.75	17.75
1136	KOTAJA Amanda	FIN	3 JAN 1995	T54	16.60	16.60	16.60
1146	NYANG Isatou	GAM	3 JUL 1984	T54			
1258	BATAZ Yazmith	MEX	15 APR 1972	T54	17.32	17.32	17.32
1352	SCHAER Manuela	SUI	5 DEC 1984	T54	16.65	16.48	16.48
1350	HELBLING Alexandra	SUI	25 OCT 1993	T54	18.67	18.06	18.67
1410	McFADDEN Tatyana	USA	21 APR 1989	T54	16.02	16.02	16.02
1419	WEBER Amberlynn	USA	27 OCT 1993	T54	17.56	17.56	17.56
1409	McFADDEN Hannah	USA	23 JAN 1996	T54	17.57	17.57	17.57

**Total number of entries: 13**




## Entry List by Event

As of 30 AUG 2012

### Women's 200m — T11

Bib	Name	NPC Code	Date of Birth	Sport Class	Season's Best	Personal Best	Qualifying Best
1010	SILVA Maria Gomes Da	ANG	28 JAN 1992	T11	28.94	28.94	28.94
Guide	ZONGO Albano Pedro	ANG	12 SEP 1984				
1009	GICASO Esperanca	ANG	2 JUL 1992	T11	29.75	29.75	29.75
Guide	NETO Marcio Jose Fonseca	ANG	20 MAY 1989				
1049	GUILHERMINA Terezinha	BRA	3 OCT 1978	T11	24.60	24.60	24.60
Guide	SOARES de SANTANA Guilherme	BRA	9 AUG 1983				
1052	SANTOS Jerusa Geber	BRA	26 APR 1982	T11	25.97	25.97	25.97
Guide	BARBOZA DA SILVA Luiz Henrique	BRA	25 MAR 1987				
1053	SANTOS Jhulia	BRA	18 SEP 1991	T11	28.36	27.65	27.65
Guide	DIAS de OLIVEIRA SILVA Fabio	BRA	5 APR 1984				
1076	JIA Juntingxian	CHN	17 AUG 1986	T11		27.03	27.03
Guide	XU Donglin	CHN	21 OCT 1988				
1123	SEDLACKOVA Miroslava	CZE	19 MAY 1977	T11	28.82	28.82	28.82
Guide	PROCHAZKA Michal	CZE	22 SEP 1982				
1153	HINTON Tracey	GBR	19 MAR 1970	T11	27.72	26.86	27.11
Guide	HUGHES Steffan	GBR	17 SEP 1983				
1194	KANTZA Paraskevi	GRE	8 AUG 1976	T11	28.96	28.45	28.96
Guide	KATSONOPOULOS Theodoros	GRE	1 MAR 1975				
1233	TEMMA Yuki	JPN	26 JUL 1990	T11	27.94	27.94	27.94
Guide	KONDO Katsuyuki	JPN	20 NOV 1981				
1259	CRUZ MONROY Casandra Guadalupe	MEX	29 JUL 1994	T11	28.72	27.48	27.48
Guide	BLANCAS GARCIA Jovan	MEX	12 JUN 1986				
1281	BENAVIDEZ HERNANDEZ V	NCA	6 DEC 1992	T11			
Guide	ALVARADO ESTRADA Gema	NCA	10 MAY 1989				
1297	TAYLOR Katherina	PAN	4 OCT 1991	T11			
Guide	LOMBARDO Hugo	PAN	2 NOV 1960				

**Total number of entries: 13**



## Entry List by Event


As of 30 AUG 2012

### Women's 200m — T12

Bib	Name	NPC Code	Date of Birth	Sport Class	Season's Best	Personal Best	Qualifying Best
1044	ZINKEVICH Volha	BLR	8 SEP 1975	T12		27.28	27.28
1047	de OLIVEIRA CORREA Alice	BRA	2 MAR 1996	T12	27.17	27.17	27.17
Guide	CARDOSO da SILVA Diogo	BRA	15 MAR 1985				
1099	ZHOU Guohua	CHN	10 OCT 1990	T12	26.28	25.87	25.87
Guide	LI Jie	CHN	2 OCT 1987				
1101	ZHU Daqing	CHN	25 FEB 1990	T12		25.36	25.36
Guide	ZHANG Hui	CHN	15 JUN 1988				
1132	NGUI Eva	ESP	9 JUN 1985	T12	26.84	26.47	26.47
1137	EL HANNOUNI Assia	FRA	30 MAY 1981	T12		25.73	25.73
Guide	SIMOUNET Gautier	FRA	28 DEC 1982				
1150	CLEGG Libby	GBR	24 MAR 1990	T12	26.10	26.10	26.10
Guide	HUGGINS Mikail	GBR	29 NOV 1983				
1220	STEFANINI Elisabetta	ITA	19 JUN 1983	T12	27.03	26.64	26.64
Guide	di MARCELLO Massimo	ITA	5 DEC 1963				
1240	MWANGI Hanah Ngendo	KEN	28 SEP 1986	T12		29.30	29.30
1272	VELASCO MALDONADO Daniela Eugenia	MEX	24 AUG 1995	T12	26.39	26.39	26.39
Guide	FUENTES ORTIZ Jose Guadalupe	MEX	7 JUN 1990				
1277	MUCHAVO Maria Elisa	MOZ	26 JUL 1992	T12	29.39	29.39	29.39
1357	KOLNIKOVA Hanka	SVK	19 JUL 1989	T12	26.06	26.06	26.06
Guide	SURGAC Jan	SVK	14 SEP 1960				
1385	BOTURCHUK Oxana	UKR	12 SEP 1984	T12		26.22	26.22

**Total number of entries: 13**





## Entry List by Event

As of 30 AUG 2012

### Women's 200m — T34

Bib	Name	NPC Code	Date of Birth	Sport Class	Season's Best	Personal Best	Qualifying Best
1028	LITTLE Rosemary	AUS	27 AUG 1982	T33	34.83	34.83	34.83
1031	POND Kristy	AUS	25 JUL 1996	T34	41.11	40.35	40.35
1063	BURROWS Rachael	CAN	21 NOV 1982	T34	37.86	37.86	37.86
1151	COCKROFT Hannah	GBR	30 JUL 1992	T34	31.23	31.23	31.23
1159	NICHOLLS Melissa	GBR	14 JUL 1977	T34	35.93	35.93	35.93
1226	KITAURA Haruka	JPN	7 MAR 1992	T34	38.36	38.36	38.36
1283	SIEMONS Amy	NED	18 MAY 1985	T34	33.37	33.37	33.37
1287	VRANKEN Desiree	NED	28 JUN 1997	T34	36.49	36.49	36.49
1365	BEN JEMAA Yousra	TUN	22 AUG 1986	T34	42.75	42.22	42.75
1402	DEWALD Carleigh	USA	8 JUN 1995	T34	38.27	38.27	38.27
1412	MESSER Kristen	USA	18 MAR 1987	T33	40.22	38.78	38.78

**Total number of entries: 11**



## Entry List by Event

As of 30 AUG 2012

## Women's 200m — T35

Bib	Name	NPC Code	Date of Birth	Sport Class	Season's Best	Personal Best	Qualifying Best
1021	DODDS Rachael	AUS	26 NOV 1994	T35	35.53	35.53	35.53
1034	WALTERS Erinn	AUS	11 MAY 1995	T35	36.02	36.02	36.02
1065	McLACHLAN Virginia	CAN	17 SEP 1992	T35	34.57	34.57	34.57
1081	LIU Ping	CHN	8 NOV 1984	T35		32.18	32.18
1122	LUXOVA Anna	CZE	28 MAY 1997	T35	35.94	35.94	35.94
1164	WARNER Sophia	GBR	23 MAY 1974	T35	35.59	35.59	35.59
1217	CORSO Oxana	ITA	9 JUL 1995	T35	33.43	33.43	33.43
1266	PEREZ GARCIA Fatima Del Rocio	MEX	25 DEC 1993	T35	37.04	36.90	36.90

**Total number of entries: 8**



## Entry List by Event

As of 30 AUG 2012

### Women's 200m — T36

Bib	Name	NPC Code	Date of Birth	Sport Class	Season's Best	Personal Best	Qualifying Best
1014	SCHAUS Nadia	ARG	4 JAN 1996	T36	31.72	31.72	31.72
1012	MARTINEZ Yanina Andrea	ARG	24 DEC 1993	T36	31.79	31.79	31.79
1163	ROBSON Hazel	GBR	22 AUG 1979	T36	33.17	32.04	32.04
1183	NICOLEITZIK Claudia	GER	8 DEC 1989	T36	31.10	31.10	31.10
1202	YU Chun Lai	HKG	10 MAR 1978	T36		33.20	33.20
1225	KATO Yuki	JPN	21 SEP 1973	T36	34.32	32.63	33.17
1238	BAIDULDAYEVA Ainur	KAZ	11 FEB 1981	T36	37.46	36.61	36.61
1242	JEON Min Jae	KOR	12 JUL 1977	T36	32.01	32.01	32.01
1327	IVANOVA Elena	RUS	2 APR 1988	T36	30.61	29.90	29.90
1333	SAKHIBZADAEVA Aygyul	RUS	12 APR 1990	T36	32.88	31.81	32.85

**Total number of entries: 10**



## Entry List by Event

As of 30 AUG 2012

### Women's 200m — T37

Bib	Name	NPC Code	Date of Birth	Sport Class	Season's Best	Personal Best	Qualifying Best
1167	WOODWARD Bethany	GBR	26 DEC 1992	T37	29.89	29.89	29.89
1152	HART Katrina	GBR	17 MAY 1990	T37	29.91	29.91	29.91
1157	McLOUGHLIN Jenny	GBR	3 OCT 1991	T37	30.10	30.10	30.10
1185	SEIFERT Maria	GER	15 MAY 1991	T37	29.94	29.94	29.94
1176	FOERDER Isabelle	GER	7 JUL 1979	T37	31.14	31.14	31.14
1210	JAMESON Heather	IRL	20 MAY 1997	T37	31.80	31.80	31.80
1215	THORSTEINSDOTTIR Matthildur	ISL	8 APR 1997	T37	33.76	33.76	33.76
1280	BENSON Johanna	NAM	17 FEB 1990	T37	32.94	31.51	31.51
1329	OVSYANNIKOVA Anastasiya	RUS	20 OCT 1988	T37	30.35	30.35	30.35
1334	SERGEEVA Svetlana	RUS	26 MAR 1986	T37	31.12	30.38	30.38
1337	TRUSHNIKOVA Evgeniya	RUS	23 FEB 1985	T37	32.31	31.89	31.89
1364	BAHI Neda	TUN	1 JAN 1992	T37	30.21	30.21	30.21
1389	KRAVCHENKO Viktoriya	UKR	18 JAN 1979	T37	30.43	30.37	30.37
1390	KRECHUNYAK Oksana	UKR	25 APR 1981	T37		30.84	30.84
1395	SNISAR Maryna	UKR	16 AUG 1983	T37		30.74	30.74

**Total number of entries: 15**



## Entry List by Event

As of 30 AUG 2012

### Women's 200m — T38

Bib	Name	NPC Code	Date of Birth	Sport Class	Season's Best	Personal Best	Qualifying Best
1030	PARRISH Katie	AUS	4 JUL 1991	T38	30.06	30.06	30.06
1027	ISAAC Torita	AUS	5 JUL 1995	T38	30.21	30.21	30.21
1051	SANTOS Jenifer	BRA	30 JUN 1989	T38	31.13	29.76	29.76
1073	CHEN Junfei	CHN	15 MAY 1992	T38	32.74	28.03	28.03
1092	XIONG Dezhi	CHN	29 APR 1988	T38		29.15	29.15
1148	BREEN Olivia	GBR	26 JUL 1996	T38	29.96	29.96	29.96
1186	SLABY Tamira	GER	6 MAR 1992	T38	28.73	28.73	28.73
1254	ABDULLAH Norsyazwani Binti	MAS	6 MAR 1987	T38	31.71	31.58	31.58
1325	GONCHAROVA Margarita	RUS	14 MAR 1991	T38	29.07	28.05	28.05
1370	MANSOUR Sonia	TUN	6 SEP 1988	T38	30.17	28.66	28.66
1396	STRYZHAK Inna	UKR	11 JUN 1985	T38		28.32	28.32

**Total number of entries: 11**




## Entry List by Event

As of 30 AUG 2012

### Women's 200m — T44

Bib	Name	NPC Code	Date of Birth	Sport Class	Season's Best	Personal Best	Qualifying Best
1062	THIN Seng Hon	CAM	25 APR 1986	T44			
1140	le FUR Marie-Amelie	FRA	26 SEP 1988	T44	27.91	27.79	27.91
1162	REID Stef	GBR	26 OCT 1984	T44	29.78	28.96	28.96
1156	KAMLISH Sophie	GBR	20 AUG 1996	T44	29.92	29.92	29.92
1177	GREEN Katrin	GER	16 FEB 1985	T44	29.57	28.30	28.30
1229	NAKANISHI Maya	JPN	3 JUN 1985	T44	29.60	28.74	29.60
1231	TAKAKUWA Saki	JPN	26 MAY 1992	T44	30.32	30.32	30.32
1285	van RHIJN Marlou	NED	22 OCT 1991	T43	27.26	27.26	27.26
1286	VERDUIJN Suzan	NED	28 OCT 1983	T44		29.91	29.91
1405	HOLMES April	USA	11 MAR 1973	T44	28.43	28.43	28.43

**Total number of entries: 10**




## Entry List by Event

As of 30 AUG 2012

### Women's 200m — T46

Bib	Name	NPC Code	Date of Birth	Sport Class	Season's Best	Personal Best	Qualifying Best
1090	WANG Yanping	CHN	22 NOV 1993	T46		26.45	26.45
1117	CASTILLO Yunidis	CUB	6 JUN 1987	T46		24.46	24.46
1134	AZENAW Yengus Dese	ETH	4 JUL 1992	T46	29.71	29.71	29.71
1149	BROWN Sally	GBR	26 JUN 1995	T46	27.78	26.38	26.38
1294	UWAK Unyime	NGR	31 DEC 1996	T46	27.62	27.62	27.62
1302	FIODOROW Alicja	POL	22 MAY 1985	T46		26.45	26.45
1308	PIEKART Katarzyna	POL	5 MAR 1986	T46		27.74	27.74
1316	LIEBENBERG Anrune	RSA	3 NOV 1992	T46	26.42	26.42	26.42
1332	RODOMAKINA Nikol	RUS	14 FEB 1993	T46	25.96	25.62	25.81
1328	MOGUCHAYA Alexandra	RUS	18 AUG 1990	T46	27.94	27.68	27.68
1348	LALLWALA PALLIYAGURUNNANS A.I.K.	SRI	30 JUL 1986	T46	29.54	29.54	29.54

**Total number of entries: 11**



## Entry List by Event

As of 30 AUG 2012

## Women's 200m — T52

Bib	Name	NPC Code	Date of Birth	Sport Class	Season's Best	Personal Best	Qualifying Best
1039	VERVOORT Marieke	BEL	10 MAY 1979	T52	38.18	38.18	38.18
1068	STILWELL Michelle	CAN	4 JUL 1974	T52	33.58	33.58	33.58
1232	TANAKA Teruyo	JPN	24 MAY 1959	T52	41.83	38.83	38.83
1227	KIYAMA Yuka	JPN	21 DEC 1983	T52	43.02	40.18	40.18
1414	MORGAN Kerry	USA	11 JUN 1974	T52	35.68	35.68	35.68
1413	MITCHELL Cassie	USA	8 JUN 1981	T52	38.09	38.09	38.09
1406	LEITNER Cheryl	USA	4 APR 1983	T52	41.99	40.58	41.99

**Total number of entries: 7**





## Entry List by Event

As of 30 AUG 2012

### Women's 200m — T53

Bib	Name	NPC Code	Date of Birth	Sport Class	Season's Best	Personal Best	Qualifying Best
1015	BALLARD Angela	AUS	6 JUN 1982	T53	29.53	29.53	29.53
1020	DE ROZARIO Madison	AUS	24 NOV 1993	T53	30.68	30.40	30.40
1040	LEWIS Jessica Cooper	BER	3 APR 1993	T53	33.69	33.69	33.69
1075	HUANG Lisha	CHN	10 SEP 1988	T53	30.73	29.74	30.17
1100	ZHOU Hongzhuan	CHN	12 DEC 1988	T53		30.35	30.54
1191	FORDJOUR Anita	GHA	20 MAR 1982	T53	32.25	32.25	32.25
1404	GALLI Jessica	USA	1 DEC 1983	T53	28.93	28.93	28.93
1403	FORBER PRATT Anjali	USA	22 JUN 1984	T53	29.74	29.16	29.16

**Total number of entries: 8**




## Entry List by Event

As of 30 AUG 2012

### Women's 400m — T12

Bib	Name	NPC Code	Date of Birth	Sport Class	Season's Best	Personal Best	Qualifying Best
1010	SILVA Maria Gomes Da	ANG	28 JAN 1992	T11	1:04.28	1:04.28	1:04.28
Guide	ZONGO Albano Pedro	ANG	12 SEP 1984				
1009	GICASO Esperanca	ANG	2 JUL 1992	T11	1:08.48	1:08.48	1:08.48
Guide	NETO Marcio Jose Fonseca	ANG	20 MAY 1989				
1049	GUILHERMINA Terezinha	BRA	3 OCT 1978	T11	57.80	57.16	57.16
Guide	SOARES de SANTANA Guilherme	BRA	9 AUG 1983				
1052	SANTOS Jerusa Geber	BRA	26 APR 1982	T11	59.63	59.63	59.63
Guide	BARBOZA DA SILVA Luiz Henrique	BRA	25 MAR 1987				
1101	ZHU Daqing	CHN	25 FEB 1990	T12		57.20	57.20
Guide	ZHANG Hui	CHN	15 JUN 1988				
1123	SEDLACKOVA Miroslava	CZE	19 MAY 1977	T11	1:02.72	1:02.72	1:02.72
Guide	PROCHAZKA Michal	CZE	22 SEP 1982				
1137	EL HANNOUNI Assia	FRA	30 MAY 1981	T12		56.04	56.04
1220	STEFANINI Elisabetta	ITA	19 JUN 1983	T12	1:01.47	1:01.47	1:01.47
Guide	di MARCELLO Massimo	ITA	5 DEC 1963				
1240	MWANGI Hanah Ngendo	KEN	28 SEP 1986	T12		1:01.50	1:02.81
1272	VELASCO MALDONADO Daniela Eugenia	MEX	24 AUG 1995	T12	58.89	58.89	58.89
Guide	FUENTES ORTIZ Jose Guadalupe	MEX	7 JUN 1990				
1259	CRUZ MONROY Casandra Guadalupe	MEX	29 JUL 1994	T11		1:05.67	1:05.67
Guide	BLANCAS GARCIA Jovan	MEX	12 JUN 1986				
1277	MUCHAVO Maria Elisa	MOZ	26 JUL 1992	T12	1:05.57	1:02.02	1:02.02
1297	TAYLOR Katherina	PAN	4 OCT 1991	T11			
Guide	LOMBARDO Hugo	PAN	2 NOV 1960				
1385	BOTURCHUK Oxana	UKR	12 SEP 1984	T12		56.84	56.84

**Total number of entries: 14**




## Entry List by Event

As of 30 AUG 2012

### Women's 400m — T13

Bib	Name	NPC Code	Date of Birth	Sport Class	Season's Best	Personal Best	Qualifying Best
1054	SILVA Joana Helena	BRA	16 FEB 1963	T13	1:04.63	1:03.13	1:03.13
1055	SOARES Viviane	BRA	14 MAY 1996	T13	1:06.29	1:06.10	1:06.10
1118	DURAND Omara	CUB	26 NOV 1991	T13		54.87	54.87
1139	KEITA Nantenin	FRA	5 NOV 1984	T13	1:00.58	56.39	58.00
1193	DIMOGLOU Alexandra	GRE	15 DEC 1981	T13	58.47	58.47	58.47
1301	DUZIKOWSKA Anna	POL	20 SEP 1993	T13	1:03.74	1:03.74	1:03.74
1367	BOUSAID Somaya	TUN	5 MAY 1980	T13		56.77	56.77
1384	AKULLO Christine	UGA	23 JUN 1990	T13		1:04.46	1:04.46
1386	GLIEBOVA Olena	UKR	19 JAN 1981	T13	59.22	59.22	59.22

**Total number of entries: 9**



## Entry List by Event

As of 30 AUG 2012

### Women's 400m — T37

Bib	Name	NPC Code	Date of Birth	Sport Class	Season's Best	Personal Best	Qualifying Best
1022	ELKINGTON Jodi	AUS	17 MAY 1993	T37	1:09.90	1:09.90	1:09.90
1066	ROBINSON Leah	CAN	7 NOV 1993	T37	1:10.81	1:10.81	1:10.81
1138	FRANCOIS-ELIE Mandy	FRA	27 SEP 1989	T37	1:13.64	1:13.64	1:13.64
1178	HAUSBERGER Maike	GER	9 JAN 1995	T37	1:11.28	1:11.28	1:11.28
1176	FOERDER Isabelle	GER	7 JUL 1979	T37	1:12.63	1:12.63	1:12.63
1185	SEIFERT Maria	GER	15 MAY 1991	T37	1:15.79	1:15.79	1:15.79
1337	TRUSHNIKOVA Evgeniya	RUS	23 FEB 1985	T37	1:08.35	1:08.35	1:08.35
1329	OVSYANNIKOVA Anastasiya	RUS	20 OCT 1988	T37	1:09.93	1:09.93	1:09.93
1364	BAHI Neda	TUN	1 JAN 1992	T37	1:07.72	1:07.72	1:07.72
1395	SNISAR Maryna	UKR	16 AUG 1983	T37	1:07.90	1:07.90	1:07.90
1389	KRAVCHENKO Viktoriya	UKR	18 JAN 1979	T37		1:09.26	1:09.26

**Total number of entries: 11**



## Entry List by Event

As of 30 AUG 2012

### Women's 400m — T46

Bib	Name	NPC Code	Date of Birth	Sport Class	Season's Best	Personal Best	Qualifying Best
1090	WANG Yanping	CHN	22 NOV 1993	T46		59.15	59.15
1117	CASTILLO Yunidis	CUB	6 JUN 1987	T46		57.67	57.67
1134	AZENAW Yengus Dese	ETH	4 JUL 1992	T46	1:07.43	1:07.43	1:07.43
1170	CANDE Ussumane	GBS	14 JUN 1988	T46			
1302	FIODOROW Alicja	POL	22 MAY 1985	T46		1:01.27	1:01.27
1316	LIEBENBERG Anrune	RSA	3 NOV 1992	T46	58.09	58.09	58.09
1328	MOGUCHAYA Alexandra	RUS	18 AUG 1990	T46	1:02.30	1:02.30	1:02.30

**Total number of entries: 7**




## Entry List by Event

As of 30 AUG 2012

## Women's 400m — T53

Bib	Name	NPC Code	Date of Birth	Sport Class	Season's Best	Personal Best	Qualifying Best
1015	BALLARD Angela	AUS	6 JUN 1982	T53	55.88	55.88	55.88
1020	DE ROZARIO Madison	AUS	24 NOV 1993	T53	56.87	56.87	56.87
1040	LEWIS Jessica Cooper	BER	3 APR 1993	T53	1:06.12	1:06.12	1:06.12
1100	ZHOU Hongzhuan	CHN	12 DEC 1988	T53	57.25	56.97	56.97
1075	HUANG Lisha	CHN	10 SEP 1988	T53		57.56	57.56
1191	FORDJOUR Anita	GHA	20 MAR 1982	T53	1:08.69	1:08.69	1:08.69
1415	REILLY Shirley	USA	29 MAY 1985	T53	55.27	55.27	55.27
1404	GALLI Jessica	USA	1 DEC 1983	T53	56.00	56.00	56.00
1403	FORBER PRATT Anjali	USA	22 JUN 1984	T53	56.90	56.40	56.40

**Total number of entries: 9**




## Entry List by Event

As of 30 AUG 2012

### Women's 400m — T54

Bib	Name	NPC Code	Date of Birth	Sport Class	Season's Best	Personal Best	Qualifying Best
1067	ROY Diane	CAN	9 JAN 1971	T54	55.77	54.72	55.77
1074	DONG Hongjiao	CHN	28 APR 1986	T54		59.10	59.10
1102	ZOU Lihong	CHN	26 FEB 1984	T54		59.34	59.34
1128	MAIBOLL Marianne	DEN	18 JUL 1977	T54	1:02.47	59.29	59.29
1136	KOTAJA Amanda	FIN	3 JAN 1995	T54	58.40	58.40	58.40
1155	JONES Jade	GBR	4 JAN 1996	T54	55.91	55.91	55.91
1258	BATAZ Yazmith	MEX	15 APR 1972	T54	58.61	58.61	58.61
1352	SCHAER Manuela	SUI	5 DEC 1984	T54	56.21	56.21	56.21
1353	WOLF Edith	SUI	30 JUL 1972	T54	56.93	55.08	55.08
1351	KELLER Patricia	SUI	26 SEP 1989	T54	1:02.14	1:00.01	1:00.01
1359	WALLENGREN Gunilla	SWE	2 MAY 1979	T54	1:00.15	58.12	58.12
1410	McFADDEN Tatyana	USA	21 APR 1989	T54	54.00	54.00	54.00
1417	SCHWAB Christina	USA	31 JUL 1980	T54	57.10	57.10	57.10
1419	WEBER Amberlynn	USA	27 OCT 1993	T54	58.99	58.99	58.99

**Total number of entries: 14**



## Entry List by Event

As of 30 AUG 2012

### Women's 800m — T53

Bib	Name	NPC Code	Date of Birth	Sport Class	Season's Best	Personal Best	Qualifying Best
1020	DE ROZARIO Madison	AUS	24 NOV 1993	T53	1:51.53	1:51.53	1:51.53
1015	BALLARD Angela	AUS	6 JUN 1982	T53	1:51.70	1:51.70	1:51.70
1100	ZHOU Hongzhuan	CHN	12 DEC 1988	T53	1:53.35	1:53.32	1:53.32
1075	HUANG Lisha	CHN	10 SEP 1988	T53	1:53.76	1:53.76	1:53.76
1191	FORDJOUR Anita	GHA	20 MAR 1982	T53	2:25.63	2:21.11	2:21.11
1415	REILLY Shirley	USA	29 MAY 1985	T53	1:51.41	1:51.41	1:51.41
1411	McGRORY Amanda	USA	9 JUN 1986	T53	1:51.80	1:51.80	1:51.80
1404	GALLI Jessica	USA	1 DEC 1983	T53	1:51.97	1:51.97	1:51.97

**Total number of entries: 8**





## Entry List by Event

As of 30 AUG 2012

## Women's 800m — T54

Bib	Name	NPC Code	Date of Birth	Sport Class	Season's Best	Personal Best	Qualifying Best
1019	DAWES Christie	AUS	3 MAY 1980	T54		1:56.05	1:59.30
1067	ROY Diane	CAN	9 JAN 1971	T54	1:54.43	1:48.07	1:50.67
1064	FRIE Keira-Lyn	CAN	16 AUG 1987	T54	1:54.51	1:51.89	1:51.89
1082	LIU Wenjun	CHN	5 MAY 1985	T54	1:52.53	1:51.33	1:51.33
1102	ZOU Lihong	CHN	26 FEB 1984	T54	1:52.56	1:52.56	1:52.56
1074	DONG Hongjiao	CHN	28 APR 1986	T54	1:53.33	1:53.33	1:53.33
1128	MAIBOLL Marianne	DEN	18 JUL 1977	T54	2:02.96	1:59.72	1:59.72
1136	KOTAJA Amanda	FIN	3 JAN 1995	T54	2:03.19	2:03.19	2:03.19
1146	NYANG Isatou	GAM	3 JUL 1984	T54			
1166	WOODS Shelly	GBR	4 JUN 1986	T54	1:50.30	1:49.51	1:50.30
1155	JONES Jade	GBR	4 JAN 1996	T54	1:51.55	1:51.55	1:51.55
1258	BATAZ Yazmith	MEX	15 APR 1972	T54	1:59.22	1:59.22	1:59.22
1278	MUSTAPHA Patricia	MRI	16 MAR 1982	T54			
1352	SCHAER Manuela	SUI	5 DEC 1984	T54	1:49.66	1:49.66	1:49.66
1353	WOLF Edith	SUI	30 JUL 1972	T54	1:50.54	1:49.85	1:49.85
1350	HELBLING Alexandra	SUI	25 OCT 1993	T54	1:55.66	1:55.66	1:55.66
1359	WALLENGREN Gunilla	SWE	2 MAY 1979	T54	1:53.82	1:51.74	1:52.05
1410	McFADDEN Tatyana	USA	21 APR 1989	T54	1:46.97	1:46.97	1:46.97
1417	SCHWAB Christina	USA	31 JUL 1980	T54	1:50.96	1:50.96	1:50.96
1419	WEBER Amberlynn	USA	27 OCT 1993	T54	1:54.12	1:54.12	1:54.12

Total number of entries: 20



## Entry List by Event

As of 30 AUG 2012

### Women's 1500m — T12

Bib	Name	NPC Code	Date of Birth	Sport Class	Season's Best	Personal Best	Qualifying Best
1106	ARANGO BUITRAGO Maritza	COL	19 MAR 1978	T11	5:08.40	5:08.40	5:08.40
Guide	SANCHEZ GONZALEZ Jonathan	COL	27 JAN 1989				
1123	SEDLACKOVA Miroslava	CZE	19 MAY 1977	T11		5:07.66	5:07.66
Guide	PROCHAZKA Michal	CZE	22 SEP 1982				
1130	CONGOST Elena	ESP	20 SEP 1987	T12	4:42.90	4:42.90	4:42.90
1219	MINETTI Annalisa	ITA	27 DEC 1976	T11	4:50.55	4:50.55	4:50.55
Guide	GIOCONDI Andrea	ITA	17 JAN 1969				
1253	EN-NOURHI Meryem	MAR	6 NOV 1990	T12	4:59.60	4:59.60	4:59.60
Guide	SANJACH Mustapha	MAR	7 JAN 1990				
1270	TAVERA GONZALEZ Ana Isabel	MEX	5 SEP 1987	T12	5:11.34	5:09.24	5:11.34
Guide	GOMEZ HERNANDEZ Aldo	MEX	9 JAN 1987				
1314	FIUZA Maria	POR	19 DEC 1972	T12	5:02.35	5:02.35	5:02.35
Guide	CAMPOS Joao	POR	22 SEP 1958				
1330	PAUTOVA Elena	RUS	22 JAN 1986	T12	4:39.83	4:36.38	4:39.58
1378	OZCAN Sumeyye	TUR	15 JAN 1992	T11	5:23.17	5:23.17	5:23.17
Guide	KIZILKAYA Ibrahim	TUR	2 JAN 1992				

**Total number of entries: 9**




## Entry List by Event

As of 30 AUG 2012

## Women's 1500m — T20

Bib	Name	NPC Code	Date of Birth	Sport Class	Season's Best	Personal Best	Qualifying Best
1205	BIACSI Ilona	HUN	29 DEC 1985	T20	4:27.27	4:27.27	4:27.27
1204	BIACSI Bernadett	HUN	29 DEC 1985	T20	4:41.78	4:38.61	4:38.61
1228	MAKITA Sayaka	JPN	29 JUL 1985	T20	4:54.45	4:49.99	4:49.99
1307	NIEWIEDZIAL Barbara	POL	1 SEP 1981	T20	4:23.37	4:23.37	4:23.37
1306	MELOCH Arleta	POL	17 AUG 1979	T20	4:25.59	4:25.59	4:25.59
1372	NAILI Aida	TUN	3 JUN 1988	T20	4:51.20	4:46.49	4:46.49

**Total number of entries: 6**



## Entry List by Event

As of 30 AUG 2012

## Women's 1500m — T54

Bib	Name	NPC Code	Date of Birth	Sport Class	Season's Best	Personal Best	Qualifying Best
1019	DAWES Christie	AUS	3 MAY 1980	T54		3:33.14	3:33.14
1067	ROY Diane	CAN	9 JAN 1971	T54	3:28.49	3:21.39	3:28.49
1064	FRIE Keira-Lyn	CAN	16 AUG 1987	T54	3:29.41	3:29.41	3:29.41
1102	ZOU Lihong	CHN	26 FEB 1984	T54	3:37.40	3:37.40	3:37.40
1166	WOODS Shelly	GBR	4 JUN 1986	T54	3:23.04	3:21.22	3:23.04
1155	JONES Jade	GBR	4 JAN 1996	T54	3:25.07	3:25.07	3:25.07
1353	WOLF Edith	SUI	30 JUL 1972	T54	3:28.47	3:28.47	3:28.47
1350	HELBLING Alexandra	SUI	25 OCT 1993	T54	3:35.50	3:35.50	3:35.50
1359	WALLENGREN Gunilla	SWE	2 MAY 1979	T54	3:35.73	3:29.56	3:35.73
1415	REILLY Shirley	USA	29 MAY 1985	T53	3:22.37	3:22.37	3:22.37
1410	McFADDEN Tatyana	USA	21 APR 1989	T54	3:22.41	2:27.16	3:22.41
1411	McGRORY Amanda	USA	9 JUN 1986	T53	3:23.02	3:23.02	3:23.02

Total number of entries: 12



## Entry List by Event

As of 30 AUG 2012

## Women's 5000m — T54

Bib	Name	NPC Code	Date of Birth	Sport Class	Season's Best	Personal Best	Qualifying Best
1019	DAWES Christie	AUS	3 MAY 1980	T54		12:00.27	12:00.27
1064	FRIE Keira-Lyn	CAN	16 AUG 1987	T54	11:50.77	11:50.77	11:50.77
1067	ROY Diane	CAN	9 JAN 1971	T54	11:51.57	11:16.96	11:51.57
1082	LIU Wenjun	CHN	5 MAY 1985	T54	12:30.72	12:30.72	12:30.72
1102	ZOU Lihong	CHN	26 FEB 1984	T54	12:30.98	12:30.98	12:30.98
1166	WOODS Shelly	GBR	4 JUN 1986	T54	11:51.08	11:17.26	11:51.08
1234	TSUCHIDA Wakako	JPN	15 OCT 1974	T54	11:57.30	11:57.30	11:57.30
1353	WOLF Edith	SUI	30 JUL 1972	T54	11:51.31	11:51.31	11:51.31
1349	GRAF Sandra	SUI	9 DEC 1969	T54	11:51.72	11:17.39	11:51.72
1351	KELLER Patricia	SUI	26 SEP 1989	T54	12:28.35	12:21.35	12:28.35
1415	REILLY Shirley	USA	29 MAY 1985	T53	11:50.17	11:50.17	11:50.17
1411	McGRORY Amanda	USA	9 JUN 1986	T53	11:51.38	11:51.38	11:51.38
1417	SCHWAB Christina	USA	31 JUL 1980	T54	11:57.70	11:57.70	11:57.70

Total number of entries: 13




## Entry List by Event

As of 30 AUG 2012

## Women's 4 x 100m Relay — T35-38

Bib	Name	NPC Code	Date of Birth	Sport Class	Season's Best	Personal Best	Qualifying Best
	Australia	AUS		T35/T38	57.28		57.28
1017	BEIKOFF Georgia						
1022	ELKINGTON Jodi						
1027	ISAAC Torita						
1030	PARRISH Katie						
1032	PROUDFOOT Katherine						
	People'S Republic Of China	CHN		T35/T38			59.33
1072	CAO Yuanhang						
1073	CHEN Junfei						
1081	LIU Ping						
1092	XIONG Dezhi						
	Great Britain	GBR		T35/T38	1:01.20		58.33
1148	BREEN Olivia						
1152	HART Katrina						
1157	McLOUGHLIN Jenny						
1163	ROBSON Hazel						
1167	WOODWARD Bethany						
	Germany	GER		T35/T38			58.49
1176	FOERDER Isabelle						
1178	HAUSBERGER Maike						
1183	NICOLEITZIK Claudia						
1185	SEIFERT Maria						
1186	SLABY Tamira						
	Russian Federation	RUS		T35/T38	54.77		54.77
1325	GONCHAROVA Margarita						
1327	IVANOVA Elena						
1329	OVSYANNIKOVA Anastasiya						
1334	SERGEEVA Svetlana						
1337	TRUSHNIKOVA Evgeniya						
	Ukraine	UKR		T35/T38			55.07
1389	KRAVCHENKO Viktoriya						
1390	KRECHUNYAK Oksana						
1395	SNISAR Maryna						
1396	STRYZHAK Inna						

Total number of entries: 6




## Entry List by Event

As of 30 AUG 2012

## Women's Long Jump — F11/12

Bib	Name	NPC Code	Date of Birth	Sport Class	Season's Best	Personal Best	Qualifying Best
1042	KANIUK Anna	BLR	16 AUG 1984	F12	5.83	5.83	5.83
1044	ZINKEVICH Volha	BLR	8 SEP 1975	F12	5.54	5.54	5.54
1047	de OLIVEIRA CORREA Alice	BRA	2 MAR 1996	F12	4.41	4.59	4.59
1076	JIA Juntingxian	CHN	17 AUG 1986	F11		4.58	4.47
1079	LIU Miaomiao	CHN	10 DEC 1989	F12		5.71	5.71
1131	MARTINEZ Sara	ESP	26 FEB 1990	F12	5.48	5.59	5.48
1194	KANTZA Paraskevi	GRE	8 AUG 1976	F11	4.13	4.22	4.13
1235	WATANABE Shiho	JPN	23 JAN 1990	F11	4.32	4.32	4.32
1260	GONZALEZ SANTA CRUZ G	MEX	5 SEP 1995	F11	3.91	3.91	3.91
1398	ZUBKOVSKA Oksana	UKR	15 JUL 1981	F12		6.00	6.00

**Total number of entries: 10**



## Entry List by Event

As of 30 AUG 2012

## Women's Long Jump — F13

Bib	Name	NPC Code	Date of Birth	Sport Class	Season's Best	Personal Best	Qualifying Best
1003	HAMRI Lynda	ALG	8 FEB 1989	F13	5.02	5.02	5.02
1025	GALLAGHER Jessica	AUS	14 MAR 1986	F13	5.21	5.38	5.38
1195	KARAGIANNI Anthi	GRE	22 SEP 1981	F13	5.19	5.55	5.19
1315	HAYES Ilse	RSA	30 AUG 1985	F13	5.81	5.86	5.81
1318	PRETORIUS Johanna	RSA	3 SEP 1993	F13	5.60	5.60	5.60
1388	KORUNCHAK Iulia	UKR	9 AUG 1991	F13	4.89	5.30	5.10

**Total number of entries: 6**





## Entry List by Event

As of 30 AUG 2012

### Women's Long Jump — F20

Bib	Name	NPC Code	Date of Birth	Sport Class	Season's Best	Personal Best	Qualifying Best
1033	SCHWEITZER Stephanie	AUS	16 SEP 1992	F20	4.93	4.93	4.93
1112	RISTOSKI Mikela	CRO	7 NOV 1989	F20	5.46	5.46	5.46
1124	SKUHROVSKA Veronika	CZE	27 NOV 1995	F20	4.20	4.49	4.49
1304	KUCHARCZYK Karolina	POL	24 APR 1991	F20	5.88	5.88	5.88
1312	CERQUEIRA Raquel	POR	20 JUL 1983	F20	4.75	4.75	4.75
1339	ZHUKOVA Krestina	RUS	9 NOV 1990	F20	5.44	5.44	5.44
1358	ERIKSSON Emma	SWE	24 SEP 1993	F20	4.68	4.68	4.68
1366	BENHAJ AHMED Rabia	TUN	15 DEC 1982	F20	5.09	5.09	5.09

**Total number of entries: 8**




## Entry List by Event

As of 30 AUG 2012

## Women's Long Jump — F37/38

Bib	Name	NPC Code	Date of Birth	Sport Class	Season's Best	Personal Best	Qualifying Best
1030	PARRISH Katie	AUS	4 JUL 1991	F38	4.35	4.35	4.35
1072	CAO Yuanhang	CHN	20 NOV 1991	F37	4.59	4.59	4.59
1178	HAUSBERGER Maike	GER	9 JAN 1995	F37	4.03	4.03	4.03
1210	JAMESON Heather	IRL	20 MAY 1997	F37	3.90	3.90	3.90
1215	THORSTEINSDOTTIR Matthildur	ISL	8 APR 1997	F37	4.10	4.10	4.10
1244	GRUTZITE Liene	LAT	2 JUL 1986	F37	3.65	3.65	3.65
1247	ADOMAITIENE Ramune	LTU	5 NOV 1968	F38	4.63	4.65	4.65
1280	BENSON Johanna	NAM	17 FEB 1990	F37	3.79	3.79	3.79
1305	LANGNER Marta	POL	29 DEC 1991	F37	4.27	4.33	4.33
1325	GONCHAROVA Margarita	RUS	14 MAR 1991	F38	5.04	5.04	5.04
1364	BAHI Neda	TUN	1 JAN 1992	F37	4.20	4.27	4.27
1396	STRYZHAK Inna	UKR	11 JUN 1985	F38	4.96	4.96	4.96

**Total number of entries: 12**



## Entry List by Event

As of 30 AUG 2012

## Women's Long Jump — F42/44

Bib	Name	NPC Code	Date of Birth	Sport Class	Season's Best	Personal Best	Qualifying Best
1018	CARTWRIGHT Kelly	AUS	22 APR 1989	F42	3.80	4.19	4.19
1088	WANG Juan	CHN	3 SEP 1975	F44		4.78	4.78
1140	le FUR Marie-Amelie	FRA	26 SEP 1988	F44	5.43	5.43	5.43
1162	REID Stef	GBR	26 OCT 1984	F44	4.87	5.09	4.98
1177	GREEN Katrin	GER	16 FEB 1985	F44	4.60	4.98	4.78
1181	LOW Vanessa	GER	17 JUL 1990	F42	4.21	4.21	4.21
1184	SCHMIDT Jana	GER	13 DEC 1972	F42	3.87	3.87	3.87
1216	CAIRONI Martina	ITA	13 SEP 1989	F42	3.80	3.80	3.80
1229	NAKANISHI Maya	JPN	3 JUN 1985	F44	4.85	4.96	4.94
1230	SATO Mami	JPN	12 MAR 1982	F44	4.56	4.56	4.56
1231	TAKAKUWA Saki	JPN	26 MAY 1992	F44	4.37	4.37	4.37
1286	VERDUIJN Suzan	NED	28 OCT 1983	F44	5.03	5.03	5.03
1282	PRUYSEN Iris	NED	26 NOV 1987	F44	4.78	4.78	4.78
1284	SMITS Marije	NED	24 OCT 1986	F42	3.74	3.74	3.74
1309	ZIELINSKA Ewa	POL	25 DEC 1972	F42	3.37	3.62	3.62

Total number of entries: 15



## Entry List by Event

As of 30 AUG 2012

## Women's Long Jump — F46

Bib	Name	NPC Code	Date of Birth	Sport Class	Season's Best	Personal Best	Qualifying Best
1016	BEATTIE Carlee	AUS	9 SEP 1982	F46	5.65	5.89	5.89
1048	FINDER Sheila	BRA	15 AUG 1979	F46	5.12	5.42	5.14
1085	OUYANG Jingling	CHN	27 DEC 1987	F46		5.45	5.45
1196	SMARAGDI Styliani	GRE	3 AUG 1995	F46	4.74	4.74	4.74
1332	RODOMAKINA Nikol	RUS	14 FEB 1993	F46	5.47	5.67	5.67
1356	GAJARSKA Lenka	SVK	6 APR 1985	F46	4.70	5.13	4.70

**Total number of entries: 6**



## Entry List by Event

As of 30 AUG 2012

### Women's Shot Put — F11/12

Bib	Name	NPC Code	Date of Birth	Sport Class	Season's Best	Personal Best	Qualifying Best
1011	ALMADA Mariela	ARG	3 NOV 1980	F12	10.05	10.65	10.60
1037	EDER Natalija	AUT	6 AUG 1980	F12	10.35	10.35	10.35
1043	SIVAKOVA Tamara	BLR	16 AUG 1965	F12	12.30	12.55	12.30
1045	CAMPOS Izabela	BRA	11 APR 1981	F11	9.16	9.16	9.16
1087	TANG Hongxia	CHN	18 AUG 1976	F11	11.99	12.43	12.43
1097	ZHANG Liangmin	CHN	12 OCT 1985	F11		12.29	12.29
1108	RESTREPO MUNOZ Yesenia Maria	COL	3 JUN 1982	F11	7.51	7.64	7.64
1143	WELEPA Rose	FRA	19 JAN 1986	F12	9.60	9.60	9.60
1207	TAKTAZ Hajar	IRI	14 OCT 1976	F11	8.59	8.59	8.59
1209	DUNNE Ailish	IRL	20 JUL 1985	F11	7.58	7.58	7.58
1211	LATTIMORE Nadine	IRL	15 NOV 1983	F11	7.57	7.68	7.68
1218	LEGNANTE Assunta	ITA	14 MAY 1978	F11	15.89	15.89	15.89
1255	ENIKUTTY Hamela Devi	MAS	12 JAN 1990	F12	10.38	10.38	10.38
1271	VALENZUELA ALVAREZ Rebeca	MEX	1 SEP 1992	F12	10.42	10.50	10.50
1262	JIMENEZ MANZANAREZ Tania Lorena	MEX	9 JUL 1982	F11	9.25	9.25	9.25
1265	OSORIO COTA Rita Elena	MEX	12 JUN 1976	F11	7.61	7.61	7.61
1331	PROKOFYEVA Marta	RUS	31 OCT 1987	F12	12.56	12.56	12.56
1387	ILCHYNA Orysia	UKR	11 MAR 1990	F12	11.30	12.30	11.54
1427	PINTO Yuclesy	VEN	11 APR 1981	F11	7.57	8.07	8.07

**Total number of entries: 19**




## Entry List by Event

As of 30 AUG 2012

### Women's Shot Put — F20

Bib	Name	NPC Code	Date of Birth	Sport Class	Season's Best	Personal Best	Qualifying Best
1133	TIİK Sirly	EST	4 SEP 1974	F20	11.13	11.13	11.13
1182	MAST Sandra	GER	30 AUG 1986	F20	11.55	11.55	11.55
1198	ZISKA Evangelia	GRE	3 AUG 1993	F20	10.22	10.22	10.22
1256	RAMLAN Nursuhana	MAS	4 OCT 1992	F20	10.88	10.88	10.88
1263	MENDOZA DIAZ Leslie Lizeth	MEX	2 FEB 1990	F20	10.04	10.04	10.04
1300	DURSKA Ewa	POL	27 FEB 1977	F20	12.16	13.47	13.47
1313	FERNANDES Ines	POR	28 JUN 1988	F20	12.20	12.20	12.20
1379	TAHTAKALE Aysegul	TUR	14 JUL 1988	F20	9.08	9.08	9.08
1391	KUDELYA Svitlana	UKR	22 JAN 1992	F20	12.60	12.60	12.60
1393	MYSNYK Anastasiia	UKR	19 FEB 1991	F20	11.62	12.04	12.04
1426	GUERRERO Eddy	VEN	26 NOV 1989	F20		9.61	9.61

**Total number of entries: 11**




## Entry List by Event

As of 30 AUG 2012

### Women's Shot Put — F32/33/34

Bib	Name	NPC Code	Date of Birth	Sport Class	Season's Best	Personal Best	Qualifying Best
1002	GASMI Mounia	ALG	2 MAY 1990	F32	5.65	5.65	5.65
1029	MOORE Brydee	AUS	1 MAY 1990	F33	6.49	6.49	6.49
1023	ELLERY Louise	AUS	4 JAN 1977	F32	6.19	6.31	6.31
1135	HUOVINEN Marjaana	FIN	19 APR 1967	F34	7.46	7.46	7.46
1161	PRESCOTT Gemma	GBR	25 SEP 1983	F32	4.85	5.76	5.68
1180	KOBER Birgit	GER	10 JUL 1971	F34	10.20	10.20	10.20
1179	HERRMANN Frances	GER	22 JUN 1989	F34	7.72	7.75	7.72
1171	BRAEMER-SKOWRONEK Marie	GER	9 DEC 1990	F34	7.06	7.06	7.06
1197	STAMATOULA Maria	GRE	15 AUG 1972	F32	6.61	6.61	6.61
1317	NHLAPO Zandile	RSA	9 SEP 1984	F34	6.22	6.81	6.81
1324	DORONINA Veronika	RUS	14 DEC 1995	F34	7.56	7.56	7.56
1323	BURDYKINA Elena	RUS	8 MAY 1988	F34	7.27	7.27	7.27
1369	IBRAHMI Maroua	TUN	19 SEP 1988	F32	5.80	5.80	5.80
1382	ALZAABI Thuraya	UAE	10 MAR 1970	F34	6.49	6.56	6.56

**Total number of entries: 14**



## Entry List by Event

As of 30 AUG 2012

## Women's Shot Put — F35/36

Bib	Name	NPC Code	Date of Birth	Sport Class	Season's Best	Personal Best	Qualifying Best
1013	MUNOZ Perla Amanda	ARG	27 FEB 1974	F35	8.15	8.15	8.15
1032	PROUDFOOT Katherine	AUS	21 APR 1977	F36	10.18	10.18	10.18
1050	OLIVEIRA Marivana	BRA	2 MAY 1990	F35	8.62	8.62	8.62
1071	BAO Jiongyu	CHN	22 AUG 1984	F35		8.38	8.38
1089	WANG Jun	CHN	30 JUN 1990	F35		10.26	10.26
1091	WU Qing	CHN	25 MAR 1988	F36		10.06	10.06
1299	CHILEWSKA Renata	POL	4 AUG 1966	F35	9.61	9.61	9.61
1320	van ZYL Chenelle	RSA	30 MAY 1984	F35	9.18	9.18	9.18
1394	POMAZAN Mariia	UKR	15 OCT 1988	F35	11.34	11.34	11.34
1392	MALCHYK Alla	UKR	13 SEP 1977	F36	8.76	9.57	9.57

Total number of entries: 10





## Entry List by Event

As of 30 AUG 2012

### Women's Shot Put — F37

Bib	Name	NPC Code	Date of Birth	Sport Class	Season's Best	Personal Best	Qualifying Best
1046	COELHO Shirlene	BRA	19 FEB 1981	F37	10.39	10.39	10.39
1077	JIA Qianqian	CHN	27 JUL 1987	F37		9.83	9.83
1084	MI Na	CHN	5 AUG 1986	F37		11.89	11.89
1093	XU Qiuping	CHN	29 AUG 1984	F37		10.23	10.23
1120	BERNA Eva	CZE	25 MAY 1986	F37	10.72	10.82	10.72
1154	JONES Beverley	GBR	17 OCT 1974	F37	10.29	10.29	10.29
1245	KANTANE Taiga	LAT	27 MAR 1970	F37	8.99	10.01	9.24
1244	GRUTZITE Liene	LAT	2 JUL 1986	F37	8.26	8.26	8.26
1397	YASEVYCH Viktorya	UKR	13 SEP 1984	F37	9.42	9.45	9.45
1424	COHEN Yomaira	VEN	25 DEC 1982	F37	8.45	8.45	8.45

**Total number of entries: 10**



## Entry List by Event

As of 30 AUG 2012

## Women's Shot Put — F40

Bib	Name	NPC Code	Date of Birth	Sport Class	Season's Best	Personal Best	Qualifying Best
1005	MEHDI Fatiha	ALG	22 MAR 1976	F40	7.00	7.00	7.00
1083	MENG Genjimsu	CHN	8 APR 1991	F40		8.90	8.90
1252	EL GARRAA Najat	MAR	27 JUL 1982	F40	8.48	8.48	8.48
1251	EL GARAA Laila	MAR	10 JUN 1977	F40	8.06	8.54	8.54
1276	GORANOVIC Marijana	MNE	3 JAN 1989	F40	6.34	6.34	6.34
1303	KABIESZ Daria	POL	7 JUL 1992	F40	8.03	8.08	8.08
1375	TLILI Raoua	TUN	5 OCT 1989	F40	9.34	10.00	10.00

**Total number of entries: 7**



## Entry List by Event

As of 30 AUG 2012

## Women's Shot Put — F42/44

Bib	Name	NPC Code	Date of Birth	Sport Class	Season's Best	Personal Best	Qualifying Best
1041	REDZIC Sanela	BIH	14 SEP 1977	F42	8.57	8.57	8.57
1095	YANG Yue	CHN	3 MAR 1983	F44		12.71	12.71
1096	YAO Juan	CHN	18 JUL 1984	F44		12.95	12.95
1114	VUKOVIC Jelena	CRO	15 FEB 1975	F42	8.13	8.47	8.47
1175	FLOETH Michaela	GER	5 APR 1969	F44	11.76	12.56	12.56
1342	VILIAMU Leitu	SAM	28 MAR 1994	F42			

**Total number of entries: 6**



## Entry List by Event

As of 30 AUG 2012

## Women's Shot Put — F54/55/56

Bib	Name	NPC Code	Date of Birth	Sport Class	Season's Best	Personal Best	Qualifying Best
1061	TODOROVA Daniela	BUL	18 OCT 1980	F55	7.06	7.06	7.06
1094	YANG Liwan	CHN	18 JAN 1978	F54	6.76	6.76	6.76
1109	TORRES MARTINEZ Yanive	COL	26 NOV 1979	F54	6.13	6.18	6.18
1111	MILINKOVIC Milka	CRO	7 APR 1955	F55	6.80	6.80	6.80
1121	KACANU Eva	CZE	20 MAY 1965	F54	5.93	6.43	6.40
1129	AGUILAR FULGENCIO Ruth	ESP	3 FEB 1975	F55	5.28	5.28	5.28
1187	WILLING Martina	GER	3 OCT 1959	F56	8.92	8.92	8.92
1172	BUGGENHAGEN Marianne	GER	26 MAY 1953	F55	8.42	8.48	8.48
1206	SEDIGHI SAGHINSARA Marziyeh	IRI	27 AUG 1975	F54	6.45	6.45	6.45
1248	PERMINIENE Irena	LTU	17 APR 1958	F54	6.35	6.49	6.49
1292	NNAJI Patricia Ndidi Amaka	NGR	25 OCT 1977	F55	7.69	7.69	7.69
1343	CERKVENIK Tanja	SLO	17 MAY 1976	F55	6.96	7.41	7.41
1344	MAJCEN Tatjana	SLO	2 JAN 1978	F54	6.31	6.82	6.82
1371	NAFATI Fadhila	TUN	10 OCT 1987	F54	6.67	6.67	6.67
1363	AIDI Hania	TUN	10 DEC 1977	F54	5.91	6.70	6.29
1407	MADSEN Angela	USA	10 MAY 1960	F56	9.43	9.43	9.43

Total number of entries: 16



## Entry List by Event

As of 30 AUG 2012

### Women's Shot Put — F57/58

Bib	Name	NPC Code	Date of Birth	Sport Class	Season's Best	Personal Best	Qualifying Best
1006	SAIFI Nassima	ALG	29 OCT 1988	F58	10.43	10.43	10.43
1001	DJELAL Safia	ALG	4 MAR 1983	F58	10.19	10.63	10.63
1004	MEDJMEDJ Nadia	ALG	20 MAR 1974	F57		10.20	9.78
1038	ABDULLAYEVA Madinat	AZE	12 FEB 1973	F57		8.35	8.35
1059	ENEVA Stela	BUL	18 JUL 1975	F58	11.14	11.14	11.14
1060	KOLEVA Ivanka	BUL	9 DEC 1968	F57	8.99	9.32	8.99
1078	LI Ling	CHN	23 JUL 1967	F57		9.98	9.47
1142	TUITAVAKE Evelyne	FRA	11 APR 1984	F58	9.30	9.30	9.30
1188	WYLUDDA Ilke	GER	28 MAR 1969	F58	9.95	9.95	9.95
1201	JEAN LOUIS Nephtalie	HAI	26 FEB 1979	F57			
1241	ZAKAYO Mary Nakhumicha	KEN	19 APR 1979	F57		8.30	7.91
1264	ORTIZ HERNANDEZ Angeles	MEX	18 FEB 1973	F58	10.88	11.24	11.24
1268	ROSALES MONTIEL Catalina	MEX	18 JAN 1966	F58	9.26	9.74	9.74
1291	IYIAZI Eucharía	NGR	19 NOV 1973	F58	10.62	10.62	10.62
1293	NWAOZUZU Grace	NGR	28 JUL 1980	F58	7.77	7.77	7.77
1338	VOLIK Larisa	RUS	27 AUG 1982	F57	9.54	10.01	10.01
1335	SERGIENKO Olga	RUS	11 SEP 1971	F57	8.41	8.51	8.41
1345	SAOHAGA Hellen Glenda	SOL	12 DEC 1987	F57			
1431	MUTALE Rhodah	ZAM	19 JUN 1970	F58			

**Total number of entries: 19**




## Entry List by Event

As of 30 AUG 2012

## Women's Discus Throw — F11/12

Bib	Name	NPC Code	Date of Birth	Sport Class	Season's Best	Personal Best	Qualifying Best
1011	ALMADA Mariela	ARG	3 NOV 1980	F12	37.64	37.64	37.64
1043	SIVAKOVA Tamara	BLR	16 AUG 1965	F12	36.90	36.90	36.90
1087	TANG Hongxia	CHN	18 AUG 1976	F11	37.03	37.70	37.70
1097	ZHANG Liangmin	CHN	12 OCT 1985	F11		40.42	40.42
1110	IVEKOVIC MESTROVIC Marija	CRO	13 MAY 1981	F12	34.41	40.62	40.62
1165	WILLIAMS Claire	GBR	29 SEP 1987	F12	40.49	43.15	43.15
1173	CHRISTEN Siena	GER	14 DEC 1965	F12	38.34	40.08	39.10
1209	DUNNE Ailish	IRL	20 JUL 1985	F11	20.30	21.51	21.51
1218	LEGNANTE Assunta	ITA	14 MAY 1978	F11	32.72	32.72	32.72
1235	WATANABE Shiho	JPN	23 JAN 1990	F11	22.97	22.97	22.97
1255	ENIKUTTY Hamela Devi	MAS	12 JAN 1990	F12	30.96	31.24	31.24
1265	OSORIO COTA Rita Elena	MEX	12 JUN 1976	F11	19.14	19.57	19.14
1387	ILCHYNA Orysia	UKR	11 MAR 1990	F12	36.53	38.86	38.86

**Total number of entries: 13**




## Entry List by Event

As of 30 AUG 2012

## Women's Discus Throw — F35/36

Bib	Name	NPC Code	Date of Birth	Sport Class	Season's Best	Personal Best	Qualifying Best
1013	MUNOZ Perla Amanda	ARG	27 FEB 1974	F35	19.66	19.66	19.66
1032	PROUDFOOT Katherine	AUS	21 APR 1977	F36	26.81	26.81	26.81
1050	OLIVEIRA Marivana	BRA	2 MAY 1990	F35	32.37	32.37	32.37
1071	BAO Jiongyu	CHN	22 AUG 1984	F35		24.73	24.73
1091	WU Qing	CHN	25 MAR 1988	F36		22.68	22.65
1107	HERNANDEZ FLORIAN Martha Liliana	COL	20 MAY 1988	F35	19.57	19.57	19.57
1299	CHILEWSKA Renata	POL	4 AUG 1966	F35	25.03	25.32	25.22
1320	van ZYL Chenelle	RSA	30 MAY 1984	F35	27.39	27.39	27.39
1394	POMAZAN Mariia	UKR	15 OCT 1988	F35	28.88	28.88	28.88
1392	MALCHYK Alla	UKR	13 SEP 1977	F36	20.99	22.18	22.18

Total number of entries: 10



## Entry List by Event

As of 30 AUG 2012

## Women's Discus Throw — F37

Bib	Name	NPC Code	Date of Birth	Sport Class	Season's Best	Personal Best	Qualifying Best
1046	COELHO Shirlene	BRA	19 FEB 1981	F37	27.55	27.64	27.64
1077	JIA Qianqian	CHN	27 JUL 1987	F37		27.50	27.50
1084	MI Na	CHN	5 AUG 1986	F37		33.13	33.13
1093	XU Qiuping	CHN	29 AUG 1984	F37		31.41	31.41
1120	BERNA Eva	CZE	25 MAY 1986	F37	26.12	26.14	26.14
1154	JONES Beverley	GBR	17 OCT 1974	F37	29.63	31.99	31.99
1245	KANTANE Taiga	LAT	27 MAR 1970	F37	24.41	24.57	24.41
1397	YASEVYCH Viktorya	UKR	13 SEP 1984	F37	28.04	28.14	28.14
1424	COHEN Yomaira	VEN	25 DEC 1982	F37	25.04	25.04	25.04

**Total number of entries: 9**





## Entry List by Event

As of 30 AUG 2012

## Women's Discus Throw — F40

Bib	Name	NPC Code	Date of Birth	Sport Class	Season's Best	Personal Best	Qualifying Best
1005	MEHDI Fatiha	ALG	22 MAR 1976	F40	18.05	18.05	18.05
1083	MENG Genjimis	CHN	8 APR 1991	F40		29.45	29.45
1252	EL GARRAA Najat	MAR	27 JUL 1982	F40	28.88	30.06	28.99
1251	EL GARRAA Laila	MAR	10 JUN 1977	F40	26.78	26.78	26.78
1303	KABIESZ Daria	POL	7 JUL 1992	F40	22.47	24.21	24.21
1375	TLILI Raoua	TUN	5 OCT 1989	F40	31.00	31.00	31.00

**Total number of entries: 6**



## Entry List by Event

As of 30 AUG 2012

## Women's Discus Throw — F51/52/53

Bib	Name	NPC Code	Date of Birth	Sport Class	Season's Best	Personal Best	Qualifying Best
1058	NEDHAM Fatema	BRN	26 JAN 1967	F53			
1160	PEARSON Josie	GBR	3 JAN 1986	F51	6.66	6.66	6.66
1212	O NEILL Catherine	IRL	4 DEC 1975	F51	5.55	5.89	5.89
1269	SALAS Estela	MEX	25 MAY 1969	F53	12.51	12.55	12.55
1374	RZOUGA Bochra	TUN	8 JUN 1979	F53	12.69	12.69	12.69
1368	CHELHI Dhouha	TUN	24 APR 1992	F51	4.84	4.84	4.84
1413	MITCHELL Cassie	USA	8 JUN 1981	F52	12.44	12.44	12.44
1401	COLE Zena	USA	18 MAR 1957	F51	5.68	5.68	5.68

Total number of entries: 8



## Entry List by Event

As of 30 AUG 2012

### Women's Discus Throw — F57/58

Bib	Name	NPC Code	Date of Birth	Sport Class	Season's Best	Personal Best	Qualifying Best
1006	SAIFI Nassima	ALG	29 OCT 1988	F58	39.09	40.99	40.99
1004	MEDJMEDJ Nadia	ALG	20 MAR 1974	F57		29.60	29.60
1038	ABDULLAYEVA Madinat	AZE	12 FEB 1973	F57		19.82	19.82
1059	ENEVA Stela	BUL	18 JUL 1975	F58	36.29	39.84	39.84
1060	KOLEVA Ivanka	BUL	9 DEC 1968	F57	22.48	23.73	22.52
1078	LI Ling	CHN	23 JUL 1967	F57		27.36	27.36
1080	LIU Ming	CHN	30 DEC 1979	F57		31.76	31.76
1105	MIBAMBA KIMBATA Dedeline	COD	5 FEB 1982	F58			
1142	TUITAVAKE Evelyne	FRA	11 APR 1984	F58	24.77	25.34	24.77
1188	WYLUDDA Ilke	GER	28 MAR 1969	F58	29.12	29.12	29.12
1208	BARRY Orla	IRL	21 SEP 1989	F57	29.65	30.48	29.65
1241	ZAKAYO Mary Nakhumicha	KEN	19 APR 1979	F57		23.65	21.94
1268	ROSALES MONTIEL Catalina	MEX	18 JAN 1966	F58		29.29	28.10
1293	NWAOZUZU Grace	NGR	28 JUL 1980	F58	32.27	32.27	32.27
1291	IYIAZI Eucharia	NGR	19 NOV 1973	F58	30.24	30.24	30.24
1338	VOLIK Larisa	RUS	27 AUG 1982	F57	25.26	26.45	26.45
1381	ALRASHEEDY Siham	UAE	8 SEP 1982	F57	25.17	25.43	25.43
1430	NGUYEN Thi Hai	VIE	17 APR 1985	F58	28.50	28.50	28.50

**Total number of entries: 18**




## Entry List by Event

As of 30 AUG 2012

## Women's Javelin Throw — F12/13

Bib	Name	NPC Code	Date of Birth	Sport Class	Season's Best	Personal Best	Qualifying Best
1025	GALLAGHER Jessica	AUS	14 MAR 1986	F13	38.80	38.80	38.80
1037	EDER Natalija	AUT	6 AUG 1980	F12	37.41	37.41	37.41
1113	VIDACEK Marija	CRO	29 SEP 1991	F12	30.73	32.74	32.74
1143	WELEPA Rose	FRA	19 JAN 1986	F12	20.14	20.14	20.14
1271	VALENZUELA ALVAREZ Rebeca	MEX	1 SEP 1992	F12	33.07	33.07	33.07
1336	SOROKINA Anna	RUS	27 JUN 1992	F12	34.88	34.88	34.88
1346	DRAGIC Tanja	SRB	15 MAY 1991	F12	37.85	37.85	37.85
1361	LIU Ya-Ting	TPE	2 AUG 1991	F13		28.00	28.00
1362	TUNG Ting-Fen	TPE	27 OCT 1992	F13		20.47	20.47

**Total number of entries: 9**



## Entry List by Event

As of 30 AUG 2012

## Women's Javelin Throw — F37/38

Bib	Name	NPC Code	Date of Birth	Sport Class	Season's Best	Personal Best	Qualifying Best
1017	BEIKOFF Georgia	AUS	13 MAY 1993	F37	29.39	29.39	29.39
1046	COELHO Shirlene	BRA	19 FEB 1981	F37	33.91	35.09	35.09
1077	JIA Qianqian	CHN	27 JUL 1987	F37		31.16	31.16
1084	MI Na	CHN	5 AUG 1986	F37		29.59	27.96
1125	VRATILOVA Daniela	CZE	24 OCT 1983	F38	26.89	26.89	26.89
1120	BERNA Eva	CZE	25 MAY 1986	F37	21.16	21.16	21.16
1424	COHEN Yomaira	VEN	25 DEC 1982	F37	24.60	26.04	26.04

Total number of entries: 7




## Entry List by Event

As of 30 AUG 2012

### Women's Javelin Throw — F46

Bib	Name	NPC Code	Date of Birth	Sport Class	Season's Best	Personal Best	Qualifying Best
1026	HOGAN Madeleine	AUS	8 DEC 1988	F46	34.87	38.39	37.79
1098	ZHAO Hongmei	CHN	2 MAR 1985	F46		37.57	37.57
1147	ARNOLD Hollie	GBR	26 JUN 1994	F46	35.88	35.88	35.88
1174	DARIMONT Laura	GER	16 AUG 1991	F46	33.44	33.44	33.44
1296	ROBINSON Holly	NZL	10 DEC 1994	F46	32.49	32.49	32.49
1308	PIEKART Katarzyna	POL	5 MAR 1986	F46	34.41	34.70	34.70
1326	GUDKOVA Nataliya	RUS	15 DEC 1974	F46	39.13	39.13	39.13
1360	KHAMSUK Surang	THA	8 AUG 1977	F46		28.55	28.55
1383	MATROUSHI Mariam	UAE	7 NOV 1986	F46	31.25	31.25	31.25
1423	BETHANCOURT Mariel	VEN	31 MAR 1988	F46	28.20	28.47	28.47

**Total number of entries: 10**




## Entry List by Event

As of 30 AUG 2012

## Women's Javelin Throw — F52/53/33/34

Bib	Name	NPC Code	Date of Birth	Sport Class	Season's Best	Personal Best	Qualifying Best
1029	MOORE Brydee	AUS	1 MAY 1990	F33	13.37	13.37	13.37
1058	NEDHAM Fatema	BRN	26 JAN 1967	F53			
1135	HUOVINEN Marjaana	FIN	19 APR 1967	F34	19.46	19.46	19.46
1180	KOBER Birgit	GER	10 JUL 1971	F34	25.80	25.99	25.99
1171	BRAEMER-SKOWRONEK Marie	GER	9 DEC 1990	F34	19.30	21.70	21.70
1179	HERRMANN Frances	GER	22 JUN 1989	F34	18.05	18.05	18.05
1267	RIVERA Esther	MEX	30 JUL 1964	F53	11.51	11.74	11.51
1269	SALAS Estela	MEX	25 MAY 1969	F53	11.33	11.33	11.33
1317	NHLAPO Zandile	RSA	9 SEP 1984	F34	15.11	20.55	15.11
1324	DORONINA Veronika	RUS	14 DEC 1995	F34	18.44	18.44	18.44
1323	BURDYKINA Elena	RUS	8 MAY 1988	F34	13.41	19.50	13.88
1365	BEN JEMAA Yousra	TUN	22 AUG 1986	F34	17.40	19.07	19.07
1382	ALZAABI Thuraya	UAE	10 MAR 1970	F34	13.64	15.66	15.66

**Total number of entries: 13**



## Entry List by Event

As of 30 AUG 2012

### Women's Javelin Throw — F54/55/56

Bib	Name	NPC Code	Date of Birth	Sport Class	Season's Best	Personal Best	Qualifying Best
1061	TODOROVA Daniela	BUL	18 OCT 1980	F55	18.93	19.10	19.10
1094	YANG Liwan	CHN	18 JAN 1978	F54	16.47	16.98	16.98
1109	TORRES MARTINEZ Yanive	COL	26 NOV 1979	F54	13.03	13.03	13.03
1111	MILINKOVIC Milka	CRO	7 APR 1955	F55	14.95	15.47	15.42
1129	AGUILAR FULGENCIO Ruth	ESP	3 FEB 1975	F55	12.55	12.55	12.55
1187	WILLING Martina	GER	3 OCT 1959	F56	23.21	23.84	23.84
1295	AMADOU Kadidjatou	NIG	11 SEP 1976	F56			
1298	BURCE Marites	PHI	15 AUG 1975	F54	9.69	9.93	9.93
1319	SITU Ntombizanele	RSA	19 JAN 1971	F54	16.79	16.79	16.79
1343	CERKVENIK Tanja	SLO	17 MAY 1976	F55	19.90	21.94	20.27
1344	MAJCEN Tatjana	SLO	2 JAN 1978	F54	13.83	14.89	14.89
1363	AIDI Hania	TUN	10 DEC 1977	F54		17.27	17.27
1407	MADSEN Angela	USA	10 MAY 1960	F56	19.58	19.58	19.58

**Total number of entries: 13**





## Entry List by Event

As of 30 AUG 2012

## Women's Javelin Throw — F57/58

Bib	Name	NPC Code	Date of Birth	Sport Class	Season's Best	Personal Best	Qualifying Best
1001	DJELAL Safia	ALG	4 MAR 1983	F58	27.33	27.73	27.33
1060	KOLEVA Ivanka	BUL	9 DEC 1968	F57	16.68	16.68	16.68
1078	LI Ling	CHN	23 JUL 1967	F57		20.15	20.15
1080	LIU Ming	CHN	30 DEC 1979	F57		18.29	18.29
1086	QING Suping	CHN	6 OCT 1969	F57		20.44	20.44
1142	TUITAVAKE Evelyne	FRA	11 APR 1984	F58	19.15	19.15	19.15
1201	JEAN LOUIS Nephtalie	HAI	26 FEB 1979	F57			
1223	GRANT Sylvia	JAM	8 JAN 1963	F57		20.36	20.36
1241	ZAKAYO Mary Nakhumicha	KEN	19 APR 1979	F57		22.48	20.35
1273	VELAZCO REYES Jeny	MEX	22 MAR 1977	F58	19.60	30.51	30.51
1261	HERNANDEZ MENDIETA Yeni Aide	MEX	31 OCT 1991	F57	19.37	19.37	19.37
1279	MBODJ Fatimetou Mamadou	MTN	5 MAR 1992	F58			
1291	IYIAZI Eucharia	NGR	19 NOV 1973	F58	23.57	23.57	23.57
1335	SERGIENKO Olga	RUS	11 SEP 1971	F57	22.06	22.06	22.06
1338	VOLIK Larisa	RUS	27 AUG 1982	F57	18.91	19.72	19.72
1381	ALRASHEEDY Siham	UAE	8 SEP 1982	F57	18.22	18.22	18.22
1408	MAZYCK Cece	USA	13 JUN 1976	F57	20.64	20.64	20.64
1430	NGUYEN Thi Hai	VIE	17 APR 1985	F58	24.30	24.30	24.30

Total number of entries: 18



## Entry List by Event

As of 30 AUG 2012

## Women's Club Throw — F31/32/51

Bib	Name	NPC Code	Date of Birth	Sport Class	Season's Best	Personal Best	Qualifying Best
1002	GASMI Mounia	ALG	2 MAY 1990	F32	21.60	21.60	21.60
1023	ELLERY Louise	AUS	4 JAN 1977	F32	15.81	15.81	15.81
1161	PRESCOTT Gemma	GBR	25 SEP 1983	F32	19.62	19.62	19.62
1158	MOORE Maxine	GBR	2 JUL 1992	F32	16.56	16.56	16.56
1160	PEARSON Josie	GBR	3 JAN 1986	F51	12.37	12.37	12.37
1197	STAMATOULA Maria	GRE	15 AUG 1972	F32	17.43	17.62	17.43
1212	O NEILL Catherine	IRL	4 DEC 1975	F51	13.87	13.87	13.87
1243	KIM Sunjeong	KOR	28 OCT 1970	F31		10.40	10.40
1369	IBRAHMI Maroua	TUN	19 SEP 1988	F32	20.92	21.08	21.08
1373	NAYLI Saida	TUN	25 OCT 1992	F32	17.52	17.52	17.52
1368	CHELHI Dhouha	TUN	24 APR 1992	F51	9.70	9.70	9.70
1380	ALBALOOSHI Sakina	UAE	1 JUL 1984	F32	15.53	15.53	15.53
1401	COLE Zena	USA	18 MAR 1957	F51	13.67	13.67	13.67

Total number of entries: 13



## Entry List by Event

As of 30 AUG 2012

## Women's Marathon — T54

Bib	Name	NPC Code	Date of Birth	Sport Class	Season's Best	Personal Best	Qualifying Best
1019	DAWES Christie	AUS	3 MAY 1980	T54		1:47:01	1:47:01
1067	ROY Diane	CAN	9 JAN 1971	T54	1:42:37	1:42:37	1:42:37
1166	WOODS Shelly	GBR	4 JUN 1986	T54	1:49:10	1:40:49	1:46:31
1234	TSUCHIDA Wakako	JPN	15 OCT 1974	T54	1:37:37	1:34:06	1:34:06
1353	WOLF Edith	SUI	30 JUL 1972	T54	1:49:09	1:49:09	1:49:09
1349	GRAF Sandra	SUI	9 DEC 1969	T54	1:54:43	1:44:40	1:45:37
1351	KELLER Patricia	SUI	26 SEP 1989	T54	2:00:52	2:00:52	2:00:52
1411	McGRORY Amanda	USA	9 JUN 1986	T53	1:36:39	1:36:39	1:36:39
1415	REILLY Shirley	USA	29 MAY 1985	T53	1:37:36	1:37:36	1:37:36
1417	SCHWAB Christina	USA	31 JUL 1980	T54	1:49:33	1:41:02	1:41:02
1416	SCARONI Susannah	USA	16 MAY 1991	T54	1:50:06	1:50:06	1:50:06
1410	McFADDEN Tatyana	USA	21 APR 1989	T54	2:05:38	1:45:00	1:45:00

Total number of entries: 12

## NOTES

All changes are available in INFO



### Official Communication

Item: 1


#### Correction of Field Results

In today's Women's combined class discus event (F35/36) incorrect medals were awarded following the use of inaccurate results data. The inaccurate data also affected Men's Shot Put F42/44, although the final ranking and medal placing was not impacted. Omega has uploaded the correct data, and the final results for both events have been amended and restated. A new victory ceremony has to be scheduled for the event Women's Discus Throw F35/36 on Saturday 1st of September at 12:42. The victory ceremony for Men's Long Jump F13 will take place at 12:47. The Men's 1500m T46 Round 1 Heat 1 will take place at 12:53 and Heat 2 at 13:00.

Issued by: Technical Delegate of London 2012 Paralympic Games  
 Time: 17:30  
 Date: 31 AUG 2012

This decision affects: Results  
 Schedule  
 Other

X
X



Official Communication

Item: 2


Reclassification of athlete

Following the first appearance of Rosemary Little (AUS) - Registration number :5516097, the classification panel decided to move the athlete from class T33 to class T34.

Issued by: Technical Delegates  
Time: 17:34  
Date: 31 AUG 2012

This decision affects: Results  
Schedule  
Other

X



Official Communication

Item: 3

Decision of Appeal to the Jury

Summary

Regarding the appeal lodged by Ukraine NPC on behalf of the athlete Maria Pamazan bib nr 1394 against the decision of the Technical Delegate about correcting the result of the event Women's Discus Throw F35/36.

Details:

Please be informed of the Jury of Appeal's decision:

- a) Relevant is the IPC Rules and Regulations; IPC Rules and Regulations states that the use of Raza Point System may be used;
- b) The results have been corrected because the wrong table was used. This is in accordance with IPC Rules and Regulations and fair to all competing athletes;

Decision: APPEAL REJECTED.

Issued by: Technical Delegate  
 Time: 10:47  
 Date: 1 SEP 2012

This decision affects: Results  
 Schedule  
 Other

X
X




Olympic Stadium

Athletics

Women's Discus Throw - F35/36

Victory Ceremony



## Official Communication

Item: 4

### Victory Ceremony Schedule

The victory ceremony schedule of the event Women's Discus Throw F35/36 scheduled on September 1st at 12:42 has been postponed and a new time for this ceremony will be communicated later to the NPCs.

Issued by: The Technical Delegate of London 2012 Paralympic Games.

Time: 11:48

Date: 1 SEP 2012

This decision affects:

Results  
Schedule  
Other

X



Olympic Stadium

Athletics

Men's Long Jump - F13

Victory Ceremony



## Official Communication

Item: 5

### Victory Ceremony Schedule

#### Communication to NPCs

The victory ceremony schedule of the event Men's Long Jump - F13 has been rescheduled to Sunday September the 2nd at 13:04.

Issued by: The Technical Delegate of London 2012 Paralympic Games.

Time: 19:15

Date: 1 SEP 2012

This decision affects:

Results
Schedule
Other

X






Olympic Stadium

Athletics

Men's 1500m - T46

Final



## Official Communication

Item: 6

### Appeal to the Jury

**Summary:**

Following the appeal to the Jury lodged by the Turkish team on behalf of the athlete Cahit Kilicaslan bib no: 2782 about being impeded by an athlete falling in front of him.

**Details:**

The Jury of appeal having received all relevant information about the incident including the video tapes, decided to uphold the appeal, the athlete qualifies for the final and the results of the heats have been updated accordingly.

Issued by: The Technical Delegate of London 2012 Paralympic Games.  
Time: 19:50  
Date: 1 SEP 2012

This decision affects:

Results  
Schedule  
Other

X




Olympic Stadium

Athletics

Women's Discus Throw - F35/36

Victory Ceremony



## Official Communication

Item: 7

### Victory Ceremony


The Victory Ceremony of the event Women's Discus Throw F35/36 has been rescheduled on Sunday September the 2nd at 13:09 .

Issued by: The Technical Delegate of London 2012 Paralympic Games.  
Time: 22:38  
Date: 1 SEP 2012

This decision affects:

Results  
Schedule  
Other

X



Official Communication

Item: 8

Round 1 and Semi Finals of Men's 100m T12

Summary:

Following the receipt of the confirmation forms for tomorrow, the number of athletes entered in the event Men's 100m T12 is eleven (11) which caused the deletion of Heat 4 from round 1 and the cancellation of the semi finals in the evening session on the same day.

Details:

The schedule for this event has been revised as follows:

- Monday September 3<sup>rd</sup>: 11:41 – Round 1 Heat 1 of 3
- Monday September 3<sup>rd</sup>: 11:50 – Round 1 Heat 2 of 3
- Monday September 3<sup>rd</sup>: 11:57 – Round 1 Heat 3 of 3
- Tuesday September 4<sup>th</sup>: 19:19 – Final

Some other slight adjustments have been made on the morning and evening sessions of Monday 3<sup>rd</sup> of September to fill the time left after cancellation of Heat 4 from Round 1 and the Semi Finals.

Issued by: The Technical Delegate of London 2012 Paralympic Games  
Time: 12:14  
Date: 2 SEP 2012

This decision affects: Results  
Schedule  
Other

X



Olympic Stadium

Athletics

Women's 200m - T11

Final



## Official Communication

Item: 9

### Appeal to the Jury


The Brazilian Team lodged an appeal on behalf of the athlete SANTOS Jhulia bib nr : 1053 against the decision of the referee for reversing the disqualification of the athlete bib nr : 1076 from China. The Jury of appeal, after having reviewed video taping by LOCOG and video tapes provided by the Brazilian Team, upheld the decision of the Referee and the appeal was rejected.

Issued by: The Technical Delegate of London 2012 Paralympic Games  
Time: 21:56  
Date: 2 SEP 2012

This decision affects:

Results  
Schedule  
Other

X



### Official Communication

Item: 10

### Updates on competition schedule

**Summary:**

The competition schedule for the morning session of Monday September 3rd has been updated as follows:

**Details:**


- 10:01 Women's Discus Throw F35/36 Victory Ceremony
- 10:10 Men's Long Jump F46 Final
- 10:13 Men's Discus Throw F35/36 Final
- 11:46 Women's 200m T11 Victory Ceremony
- 11:53 Men's 100m T12 Round 1 Heat 2
- 12:00 Men's 100m T12 Round 1 Heat 3

Issued by: The Technical Delegate of London 2012 Paralympic Games  
 Time: 23:00  
 Date: 2 SEP 2012

This decision affects:

Results  
 Schedule  
 Other

X



Official Communication

Item: 11

Use of Guides for Class T12

Summary:

Guides for athletes from class T12 in the events 200m and 400m Men's and Women's will be allowed to accompany their athletes to adjust their starting blocks at the start and they have to withdraw from the field of play immediately before the start of the race under the supervision of the officials. The can complete an assistance form for fixing the starting blocks available at the SIC, TIC or at the call room.

Details:


Guides are not allowed to do this for the 100m. Start officials will assist the athletes to adjust the blocks correctly for these events.

Issued by: The Technical Delegate of London 2012 Paralympic Games
Time: 12:18
Date: 3 SEP 2012

This decision affects:

Results
Schedule
Other

Table with 3 rows and 1 column. Row 1: empty box. Row 2: empty box. Row 3: box containing 'X'.



Official Communication

Item: 12


Appeal to the Jury

Following the appeal lodged by USA NPC on behalf of the athlete JAMISON Josiah bib nr: 2829 and his guide AVERY Jerome against the decision of the referee for disqualifying the athlete from the event Men's 100m T12 Round 1 Heat 2. The Jury of appeal after having seen the video tape and having read and reviewed IPC Rule 7.8, decided to uphold the decision of the Referee and the appeal has been rejected.

Issued by: The Technical Delegate of London 2012 Paralympic Games  
Time: 17:52  
Date: 3 SEP 2012

This decision affects: Results  
Schedule  
Other

X



Official Communication

Item: 13

Appeal to the Jury

Following the appeal lodged by the Mexical NPC on behalf of the Athlte NAVARRO SANCHEZ Edgar Cesareo bib nr: 2539 against the athlete in lane 8 for leaving his lane and obstructing him in the Men's 100m T51. The Jury of appeal having seen the video tapes agrees that the outer lane line was touched and trespassed, considering IPC Athletics Rule 18.6b this is not an obstruction that leads to a disqualification, so the Jury of appeal upheld the decision of the Referee and the appeal has been rejected.


Issued by: The Technical Delegate of London 2012 Paralympic Games
Time: 20:57
Date: 3 SEP 2012

This decision affects:

Results
Schedule
Other

Table with 1 column and 3 rows, containing 'X' in the first row.





### Official Communication

Item: 14

### Competition Schedule Update


The Athletics competition schedule for London 2012 Paralympic Games has been slightly updated starting from today Tuesday September 4th. Copies of the schedule are available at the Sport Information Center (SIC), Technical Information Center (TIC), Games website ([www.london2012.com](http://www.london2012.com)) and on Info+.

Issued by: The Technical Delegate of London 2012 Paralympic Games.  
Time: 09:17  
Date: 4 SEP 2012

This decision affects:

Results  
Schedule  
Other

X



### Official Communication

Item: 15

#### Warning to Athlete bib nr. 2292


Following the misconduct and use of abusive language during the Men's 200m T11 Semifinal Heat 2, the Athlete MAKUNDA Gauthier Resor bib number: 2292 from France has been officially warned with a yellow card by the referee according to Rule 2.13.5.

Issued by: The Technical Delegate of London 2012 Paralympic Games  
Time: 13:47  
Date: 4 SEP 2012

This decision affects:

Results  
Schedule  
Other

X



Official Communication

Item: 16

Appeal to the Jury

Summary:

Following the appeal lodged by the Greek NPC on behalf of the athlete TSIU Anastasios bib nr: 2367 against the decision of the Referee about deciding his 1st, 2nd, 4th, 5th and 6th in the event Men's Shot Put F57/F58 as fouls according to Rule 36.2

Details:

The Jury of appeal, having seen the video tapes and interviewed the ITO in charge of the event upheld the decision of the referee and rejected the appeal.

Issued by: The Technical Delegate of London 2012 Paralympic Games
Time: 17:56
Date: 4 SEP 2012

This decision affects: Results
Schedule
Other

Table with 3 rows and 1 column, containing 'X' in the bottom row.



### Official Communication

Item: 17

### Appeal to the Jury

**Summary:**

Following the appeal lodged by the Brazilian NPC on behalf of the athlete SIQUIERA Thierb bib nr: 2100 against the decision of the Referee about his disqualification and requested to reinstate him according to Rule 7.89(a) . The Jury upheld the decision of the Referee and rejected the appeal.

**Details:**

The Jury of appeal, having seen the videotapes and consulted the Technical Delegate who concluded that these circumstances were not exceptional.

Issued by: The Technical Delegate of London 2012 Paralympic Games

Time: 18:33

Date: 4 SEP 2012


This decision affects:

Results

Schedule

Other

X



## Official Communication

Item: 18

### Competition Schedule Update

#### Summary:

The competition schedule for Thursday 6th of September 2012 has been updated as follows:

#### Details:


- 13:09 Women's 200m T12 Round 1 Heat 3
- 13:15 Women's Discus Throw F37 Victory Ceremony
- 13:21 Women's 800m T54 Victory Ceremony

Issued by: The Technical Delegate of London 2012 Paralympic Games  
 Time: 12:38  
 Date: 5 SEP 2012

This decision affects:

Results  
 Schedule  
 Other

X



Official Communication

Item: 19

Appeal to the Jury

Following the appeal lodged by the NPC Canada on behalf of their 4x100m T11/T13 team against the participation of the Brazilian Team in the event 4x100m T11/T13 Round 1 Heat 2 for not being in accordance with Rule 23.19. The Jury of appeal, after consulting the Technical Delegates and having reviewed the IPC Rules and Regulation 23.19, upheld the appeal.

Issued by: The Technical Delegate of London 2012 Paralympic Games  
Time: 17:09  
Date: 5 SEP 2012

This decision affects: Results  
Schedule  
Other

X



Official Communication

Item: 20


Appeal to the Jury

Following the appeal lodged by the NPC USA on behalf of their 4x100m T11/T13 team against the participation of the Brazilian Team in the event 4x100m T11/T13 Round 1 Heat 2 for not being in accordance with Rule 23.19. The Jury of appeal, after consulting the Technical Delegates and having reviewed the IPC Rules and Regulation 23.19, upheld the appeal.

Issued by: The Technical Delegate of London 2012 Paralympic Games  
Time: 17:16  
Date: 5 SEP 2012

This decision affects: Results  
Schedule  
Other

X



Official Communication

Item: 21

Appeal to the Jury


Following the appeal lodged by the NPC Brazil on behalf of their 4x100m T11/T13 team against the decision of the Jury of appeal for disqualifying their team from the event 4x100m T11/T13 Round 1 Heat 2, after being reinstated by the referee. The Jury of appeal interviewed the Brazilian delegation about this appeal and upheld their decision earlier.

Issued by: The Technical Delegate of London 2012 Paralympic Games  
Time: 17:20  
Date: 5 SEP 2012

This decision affects: Results  
Schedule  
Other

X





Official Communication

Item: 22


Appeal to the Jury

Following the appeal lodged by the UAE NPC on behalf of the athlete ALSHEKAILI Abdulaziz bib nr. 2787 against the decision of the referee for not counting his 2nd attempt valid in the event Men's Shot Put F32/33. The Jury of appeal interviewed the ITO in charge and having seen the video tapes and having reviewed IPC rule 36.2.a, the Jury upheld the decision of the Referee and rejected the appeal.

Issued by: The Technical Delegate of London 2012 Paralympic Games  
Time: 18:46  
Date: 5 SEP 2012

This decision affects: Results  
Schedule  
Other

X



### Official Communication

Item: 23

### Competition Schedule Update

**Summary:**

The competition schedule for Friday 7th of September 2012 has been updated as follows:

**Details:**

- 10:50 Men's Shot Put F46 Victory Ceremony.
- 10:57 Women's Javelin F57/58 Victory Ceremony.
- 11:05 Men's 200m T12 Round 1 Heat 1 of 5.
- 11:14 Men's 200m T12 Round 1 Heat 2 of 5.
- 11:23 Men's 200m T12 Round 1 Heat 3 of 5.
- 11:32 Men's 200m T12 Round 1 Heat 4 of 5.
- 11:41 Men's 200m T12 Round 1 Heat 5 of 5.


Heat 6 from Round 1 for the Men's 200m T12 has been removed from the program.

Issued by: The Technical Delegate of London 2012 Paralympic Games  
 Time: 13:22  
 Date: 6 SEP 2012

This decision affects:

Results  
 Schedule  
 Other

X



Official Communication

Item: 24

Appeal to the Jury


Following the appeal lodged by GBR NPC on behalf of the Athlete CLEGG Libby bib nr. 1150 against the Athlete ZHU Daqing from CHN bib nr: 1101 for being pulled by the guide before the finish line to gain more final speed. The Jury of appeal interviewed the track Referee and having seen the video tapes of LOCOG , the Jury upheld the decision of the Referee and rejected the appeal based on IPC Rule 7.7, the Jury was of opinion that there hasn't been any advantage gained .

Issued by: The Technical Delegate of London 2012 Paralympic Games  
Time: 18:15  
Date: 6 SEP 2012

This decision affects:

Results  
Schedule  
Other

X



### Official Communication

Item: 25


#### Appeal to the Jury

Following the appeal lodged by USA NPC on behalf of the Athlete Josiah JAMISON bib nr. 2829 against the decision of the referee for disqualifying the athlete from the event Men's 200m T12 Heat 2 according to Rule 7.8. The Jury of appeal after interviewing the officials in charge ( track referee and ITOs) , having seen the video tapes of LOCOG and reviewing the relevant IPC Athletics Rules, the Jury upheld the appeal and reinstated the athlete result.

Issued by: The Technical Delegate of London 2012 Paralympic Games  
Time: 18:36  
Date: 7 SEP 2012

This decision affects: Results  
Schedule  
Other

X



Official Communication

Item: 26


Appeal to the Jury

Following the appeal lodged by the CANADIAN NPC on behalf of the Athlete KING Brandon bib nr. 2122 against the decision of the referee for disqualifying the athlete from the event Men's 200m T12 Heat 4 according to Rule 7.8 . The Jury of appeal after interviewing the officials in charge ( track referee and ITOs ) , having seen the video tapes of LOCOG and reviewing the relevant IPC Athletics Rules, the Jury upheld the appeal and reinstated the athlete result.

Issued by: The Technical Delegate of London 2012 Paralympic Games  
Time: 18:41  
Date: 7 SEP 2012

This decision affects: Results  
Schedule  
Other

X



Official Communication

Item: 27

Appeal to the Jury

Summary:

Following the appeal lodged by NPC France on behalf of the Athlete MAKUNDA Tresor bib nr. 2292 against the athletes PRADO Lucas and ARMANDO Jose Sayovo from Brazil for using two different guides during London 2012 Paralympics, and requested their disqualification from their events. The Jury of appeal decided to reject the appeal for the following two reasons:

Details:


1. The acceptance of guides entries is within the authority of IPC and the decision of IPC to accept more than 1 Brazilian guide doesn't conflict with the Rules of London 2012 Paralympic Games Sports Entries.
2. Under the current IPC Athletics Rules and Regulations the use of more than one guide during different rounds for the same events is allowed (IPC R&R: 7)

Issued by: The Technical Delegate of London 2012 Paralympic Games  
 Time: 09:41  
 Date: 8 SEP 2012

This decision affects:

Results  
 Schedule  
 Other

X



### Official Communication

Item: 28

### Appeal to the Jury

**Summary:**

Following the appeal lodged by the Brazilian NPC on behalf of the Athletes PRADO Lucas bib nr. 2090 and GOMES Felipe bib nr. 2085 against the athlete XUE Lei bib nr. 2168 from China and his guide for propelling the athlete in the last 5 metres.

**Details:**


The Jury of appeal after having interviewed officials in charge (ITO and Track referee) and having reviewed the videotapes, the Jury upheld the decision of the Referee and rejected the appeal.

Issued by: The Technical Delegate of London 2012 Paralympic Games  
Time: 21:17  
Date: 8 SEP 2012

This decision affects:

Results  
Schedule  
Other

X



Official Communication

Item: 29

Appeal to the Jury

Summary:

Following the appeal lodged by GBR NPC on behalf of the Athlete STEPHENS Nathan bib nr. 2324 against the decision of the Referee and her misinterpretation of the lifting Rule.

Details:

The Jury of appeal after having consulted the field Referee and the ITO in charge, the Jury decided to reinstate the second attempt of the athlete in the result.

Issued by: The Technical Delegate of London 2012 Paralympic Games  
Time: 22:06  
Date: 8 SEP 2012

This decision affects: Results  
Schedule  
Other

X





Olympic Stadium

SAT 8 SEP 2012  
19:36

Athletics

Men's 100m — T11

Final



## Results

<b>WORLD RECORD</b>	<b>11.03</b>	<b>PRADO Lucas</b>	BRA	Beijing (CHN)	9 SEP 2008
<b>PARALYMPIC RECORD</b>	<b>11.03</b>	<b>PRADO Lucas</b>	BRA	Beijing (CHN)	9 SEP 2008

Wind: -0.3m/s

Rank	Bib	Name	NPC Code	Date of Birth	Sport Class	Lane	Reaction Time	Result
1	2168	<b>XUE Lei</b> Guide WANG Lin	CHN CHN	25 JAN 1988 6 OCT 1988	T11	2	0.168	<b>11.17</b>
2	2090	<b>PRADO Lucas</b> Guide BARBOSA dos SANTOS Justino	BRA BRA	27 MAY 1985 8 FEB 1985	T11	6	0.156	<b>11.25</b>
3	2085	<b>GOMES Felipe</b> Guide SOUZA LOPES Leonardo	BRA BRA	26 APR 1986 2 APR 1987	T11	4	0.177	<b>11.27</b>
4	2020	<b>ARMANDO Jose Sayovo</b> Guide MARITI Abel Pires Maquina	ANG ANG	3 MAR 1973 7 JUL 1977	T11	8	0.178	<b>11.36</b>

### Weather conditions

Temperature: 27 °C      Humidity: 25 %      Conditions: Partly cloudy



Olympic Stadium

SAT 8 SEP 2012  
19:36

Athletics

Men's 100m — T11

Final



### Start List

<b>WORLD RECORD</b>	<b>11.03</b>	<b>PRADO Lucas</b>	BRA	Beijing (CHN)	9 SEP 2008
<b>PARALYMPIC RECORD</b>	<b>11.03</b>	<b>PRADO Lucas</b>	BRA	Beijing (CHN)	9 SEP 2008

Lane	Bib	Name	NPC Code	Date of Birth	Sport Class	PB	SB	Result	Rank
1	2168	XUE Lei	CHN	25 JAN 1988	T11	11.16	11.16		
		Guide WANG Lin	CHN	6 OCT 1988					
3	2085	GOMES Felipe	BRA	26 APR 1986	T11	11.20	11.20		
		Guide SOUZA LOPES Leonardo	BRA	2 APR 1987					
5	2090	PRADO Lucas	BRA	27 MAY 1985	T11	11.15	11.15		
		Guide BARBOSA dos SANTOS Justino	BRA	8 FEB 1985					
7	2020	ARMANDO Jose Sayovo	ANG	3 MAR 1973	T11	11.32	11.32		

<b>LEGEND</b>	
<b>PB</b>	Personal Best
<b>SB</b>	Season's Best




Olympic Stadium

SAT 8 SEP 2012

Athletics

Men's 100m — T11

Semifinals



## Results

<b>WORLD RECORD</b>	<b>11.03</b>	<b>PRADO Lucas</b>	BRA	Beijing (CHN)	9 SEP 2008
<b>PARALYMPIC RECORD</b>	<b>11.03</b>	<b>PRADO Lucas</b>	BRA	Beijing (CHN)	9 SEP 2008

SEMIFINAL 1/3 Start Time: 12:15 Wind: +0.4 m/s

Rank	Bib	Name	NPC Code	Date of Birth	Sport Class	Lane	Reaction Time	Result	
1	2090	<b>PRADO Lucas</b>	BRA	27 MAY 1985	T11	8	0.159	<b>11.15</b>	<b>Q =PB</b>
		Guide BARBOSA dos SANTOS Justino	BRA	8 FEB 1985					
2	2168	<b>XUE Lei</b>	CHN	25 JAN 1988	T11	4	0.177	<b>11.16</b>	<b>q RR</b>
		Guide WANG Lin	CHN	6 OCT 1988					
3	2817	<b>BROWN David</b>	USA	19 OCT 1992	T11	6	0.189	<b>11.29</b>	<b>PB</b>
		Guide SLADE Rolland	USA	1 MAR 1985					
4	2263	<b>PORRAS Xavier</b>	ESP	22 AUG 1981	T11	1	0.164	<b>11.79</b>	<b>PB</b>
		Guide MARTIN PANADES Enric	ESP	18 AUG 1980					

SEMIFINAL 2/3 Start Time: 12:22 Wind: +0.5 m/s

Rank	Bib	Name	NPC Code	Date of Birth	Sport Class	Lane	Reaction Time	Result	
1	2020	<b>ARMANDO Jose Sayovo</b>	ANG	3 MAR 1973	T11	4	0.174	<b>11.32</b>	<b>Q RR</b>
2	2616	<b>BAPTISTA Firmino</b>	POR	13 OCT 1977	T11	2	0.167	<b>11.65</b>	<b>PB</b>
		Guide VITAL Ivo	POR	9 AUG 1988					
3	2743	<b>JORCHUY Kitsana</b>	THA	23 JUL 1976	T11	8	0.161	<b>11.75</b>	<b>PB</b>
		Guide SRIKHAMPHAN Patchai	THA	11 JUL 1981					
	2098	<b>SILVA Daniel</b>	BRA	15 JUN 1979	T11	5		<b>DNS</b>	
		Guide de OLIVEIRA SALES Heitor	BRA	28 DEC 1984					

SEMIFINAL 3/3 Start Time: 12:30 Wind: +0.5 m/s

Rank	Bib	Name	NPC Code	Date of Birth	Sport Class	Lane	Reaction Time	Result	
1	2085	<b>GOMES Felipe</b>	BRA	26 APR 1986	T11	6	0.180	<b>11.20</b>	<b>Q PB</b>
		Guide SOUZA LOPES Leonardo	BRA	2 APR 1987					
2	2155	<b>SHANG Baolong</b>	CHN	5 SEP 1987	T11	4	0.168	<b>11.24</b>	<b>PB</b>
		Guide SHI Yang	CHN	7 JAN 1992					
3	2558	<b>SHIKONGO Ananias</b>	NAM	21 JUL 1986	T11	8	0.162	<b>11.49</b>	<b>PB</b>
		Guide TJIVIJU Even	NAM	2 FEB 1992					
4	2021	<b>SANTOS Octavio Angelo Dos</b>	ANG	2 SEP 1981	T11	2	0.160	<b>11.59</b>	<b>PB</b>

Qualification: First in each heat (Q) and the next 1 fastest (q) advance to the Final.

## Weather conditions at the beginning of the 1st heat

Temperature: 16 °C Humidity: 64 % Conditions: Sunny

## LEGEND

**=PB** Equal Personal Best      **DNS** Did Not Start      **PB** Personal Best      **Q** Qualified by place  
**q** Qualified by time      **RR** Regional Record




Olympic Stadium

SAT 8 SEP 2012

Athletics

Men's 100m — T11

Semifinals



## Start List

**REVISED**  
7 SEP 13:55

<b>WORLD RECORD</b>	<b>11.03</b>	<b>PRADO Lucas</b>	BRA	Beijing (CHN)	9 SEP 2008
<b>PARALYMPIC RECORD</b>	<b>11.03</b>	<b>PRADO Lucas</b>	BRA	Beijing (CHN)	9 SEP 2008

## SEMIFINAL 1/3 Start Time: 12:15

Lane	Bib	Name	NPC Code	Date of Birth	Sport Class	PB	SB	Result	Rank
1	2263	PORRAS Xavier	ESP	22 AUG 1981	T11	11.80	11.80		
		Guide MARTIN PANADES Enric	ESP	18 AUG 1980					
3	2168	XUE Lei	CHN	25 JAN 1988	T11	11.28	11.29		
		Guide WANG Lin	CHN	6 OCT 1988					
5	2817	BROWN David	USA	19 OCT 1992	T11	11.37	11.37		
		Guide SLADE Rolland	USA	1 MAR 1985					
7	2090	PRADO Lucas	BRA	27 MAY 1985	T11	11.15	11.35		
		Guide BARBOSA dos SANTOS Justino	BRA	8 FEB 1985					

## SEMIFINAL 2/3 Start Time: 12:22

Lane	Bib	Name	NPC Code	Date of Birth	Sport Class	PB	SB	Result	Rank
1	2616	BAPTISTA Firmino	POR	13 OCT 1977	T11	11.71	11.71		
		Guide VITAL Ivo	POR	9 AUG 1988					
3	2020	ARMANDO Jose Sayovo	ANG	3 MAR 1973	T11	11.33	11.33		
5	2098	SILVA Daniel	BRA	15 JUN 1979	T11	11.43	11.43		
		Guide de OLIVEIRA SALES Heitor	BRA	28 DEC 1984					
7	2743	JORCHUY Kitsana	THA	23 JUL 1976	T11	11.78	11.78		
		Guide SRIKHAMPHAN Patchai	THA	11 JUL 1981					

## SEMIFINAL 3/3 Start Time: 12:30

Lane	Bib	Name	NPC Code	Date of Birth	Sport Class	PB	SB	Result	Rank
1	2021	SANTOS Octavio Angelo Dos	ANG	2 SEP 1981	T11	11.70	11.70		
3	2155	SHANG Baolong	CHN	5 SEP 1987	T11	11.36	11.36		
		Guide SHI Yang	CHN	7 JAN 1992					
5	2085	GOMES Felipe	BRA	26 APR 1986	T11	11.23	11.32		
		Guide SOUZA LOPES Leonardo	BRA	2 APR 1987					
7	2558	SHIKONGO Ananias	NAM	21 JUL 1986	T11	11.55	11.55		
		Guide TJIVIJU Even	NAM	2 FEB 1992					

Qualification: First in each heat and the next 1 fastest advance to the Final.

## LEGEND

PB Personal Best SB Season's Best




Olympic Stadium

FRI 7 SEP 2012

Athletics

Men's 100m — T11

Round 1



## Results

REVISED  
7 SEP 13:38

<b>WORLD RECORD</b>	<b>11.03</b>	<b>PRADO Lucas</b>	BRA	Beijing (CHN)	9 SEP 2008
<b>PARALYMPIC RECORD</b>	<b>11.03</b>	<b>PRADO Lucas</b>	BRA	Beijing (CHN)	9 SEP 2008

HEAT 1/5 Start Time: 12:13 Wind: -0.3 m/s

Rank	Bib	Name	NPC Code	Date of Birth	Sport Class	Lane	Reaction Time	Result	
1	2168	<b>XUE Lei</b>	CHN	25 JAN 1988	T11	4	0.187	<b>11.29</b>	Q RR
		Guide WANG Lin	CHN	6 OCT 1988					
2	2263	<b>PORRAS Xavier</b>	ESP	22 AUG 1981	T11	7	0.170	<b>11.80</b>	q PB
		Guide MARTIN PANADES Enric	ESP	18 AUG 1980					
	2572	<b>ROTAWO Olusegun Francis</b>	NGR	26 JUN 1981	T11	6	0.187	<b>DQ</b>	IPC 7.7
		Guide OLALEYE Taiwo	NGR	23 MAR 1991					
	2669	<b>KOPTEV Andrey</b>	RUS	28 FEB 1984	T11	1		<b>DNS</b>	
		Guide PETRICHENKO Sergey	RUS	5 MAY 1987					

HEAT 2/5 Start Time: 12:21 Wind: -1.0 m/s

Rank	Bib	Name	NPC Code	Date of Birth	Sport Class	Lane	Reaction Time	Result	
1	2020	<b>ARMANDO Jose Sayovo</b>	ANG	3 MAR 1973	T11	6	0.179	<b>11.33</b>	Q RR
2	2090	<b>PRADO Lucas</b>	BRA	27 MAY 1985	T11	4	0.278	<b>11.43</b>	q
		Guide BARBOSA dos SANTOS Justino	BRA	8 FEB 1985					
3	2616	<b>BAPTISTA Firmino</b>	POR	13 OCT 1977	T11	8	0.187	<b>11.75</b>	q
		Guide VITAL Ivo	POR	9 AUG 1988					

HEAT 3/5 Start Time: 12:29 Wind: -0.7 m/s

Rank	Bib	Name	NPC Code	Date of Birth	Sport Class	Lane	Reaction Time	Result	
1	2155	<b>SHANG Baolong</b>	CHN	5 SEP 1987	T11	6	0.160	<b>11.36</b>	Q PB
		Guide SHI Yang	CHN	7 JAN 1992					
2	2817	<b>BROWN David</b>	USA	19 OCT 1992	T11	4	0.169	<b>11.37</b>	q =PB
		Guide SLADE Rolland	USA	1 MAR 1985					
3	2558	<b>SHIKONGO Ananias</b>	NAM	21 JUL 1986	T11	8	0.200	<b>11.55</b>	q PB
		Guide TJIVIJU Even	NAM	2 FEB 1992					

HEAT 4/5 Start Time: 12:37 Wind: +0.6 m/s

Rank	Bib	Name	NPC Code	Date of Birth	Sport Class	Lane	Reaction Time	Result	
1	2098	<b>SILVA Daniel</b>	BRA	15 JUN 1979	T11	4	0.166	<b>11.43</b>	Q PB
		Guide de OLIVEIRA SALES Heitor	BRA	28 DEC 1984					
2	2743	<b>JORCHUY Kitsana</b>	THA	23 JUL 1976	T11	8	0.143	<b>11.78</b>	q PB
		Guide SRIKHAMPHAN Patchai	THA	11 JUL 1981					
3	2827	<b>GILLETTE Elexis</b>	USA	19 OCT 1984	T11	5	0.186	<b>11.85</b>	
		Guide WILLIAMS Wesley	USA	13 AUG 1982					
4	2568	<b>RANA Bikram Bahadur</b>	NEP	28 SEP 1980	T11	2		<b>12.81</b>	SB
		Guide SHRESTHA Lila Kumar	NEP	2 MAR 1967					

HEAT 5/5 Start Time: 12:45 Wind: -0.2 m/s

Rank	Bib	Name	NPC Code	Date of Birth	Sport Class	Lane	Reaction Time	Result	
1	2085	<b>GOMES Felipe</b>	BRA	26 APR 1986	T11	6	0.178	<b>11.32</b>	Q SB
		Guide SOUZA LOPES Leonardo	BRA	2 APR 1987					
2	2021	<b>SANTOS Octavio Angelo Dos</b>	ANG	2 SEP 1981	T11	2	0.162	<b>11.70</b>	q PB
3	2262	<b>PAREJO MAZA Martin</b>	ESP	15 JUL 1989	T11	7	0.233	<b>12.01</b>	PB
		Guide BORRISSE ROLDAN Joan	ESP	17 DEC 1990					
4	2060	<b>MURADOV Elchin</b>	AZE	1 SEP 1989	T11	3	0.204	<b>49.78</b>	
		Guide SETIN Pavel	AZE	17 SEP 1988					




Olympic Stadium

FRI 7 SEP 2012

Athletics

Men's 100m — T11

Round 1



## Results

**REVISED**  
7 SEP 13:38

**Qualification:** First in each heat (Q) and the next 7 fastest (q) advance to the Semifinals.

### Weather conditions at the beginning of the 1st heat

Temperature: 16 °C Humidity: 68 % Conditions: Sunny

### NOTES

IPC 7.7 - Guide runner pushing or pulling to gain an advantage

### LEGEND

<b>=PB</b>	Equal Personal Best	<b>DNS</b>	Did Not Start	<b>DQ</b>	Disqualified	<b>PB</b>	Personal Best
<b>Q</b>	Qualified by place	<b>q</b>	Qualified by time	<b>RR</b>	Regional Record	<b>SB</b>	Season's Best

Disqualification for Athlete 2572 added.




Olympic Stadium

FRI 7 SEP 2012

Athletics

Men's 100m — T11

Round 1



## Start List

**REVISED**  
7 SEP 9:49

<b>WORLD RECORD</b>	<b>11.03</b>	<b>PRADO Lucas</b>	BRA	Beijing (CHN)	9 SEP 2008
<b>PARALYMPIC RECORD</b>	<b>11.03</b>	<b>PRADO Lucas</b>	BRA	Beijing (CHN)	9 SEP 2008

HEAT 1/5 Start Time: 12:13

Lane	Bib	Name	NPC Code	Date of Birth	Sport Class	PB	SB	Result	Rank
1	2669	KOPTEV Andrey	RUS	28 FEB 1984	T11	11.44			
		Guide PETRICHENKO Sergey	RUS	5 MAY 1987					
3	2168	XUE Lei	CHN	25 JAN 1988	T11	11.28	11.46		
		Guide WANG Lin	CHN	6 OCT 1988					
5	2572	ROTAWO Olusegun Francis	NGR	26 JUN 1981	T11	11.56	11.56		
		Guide OLALEYE Taiwo	NGR	23 MAR 1991					
7	2263	PORRAS Xavier	ESP	22 AUG 1981	T11	11.88	11.88		
		Guide MARTIN PANADES Enric	ESP	18 AUG 1980					

HEAT 2/5 Start Time: 12:21

Lane	Bib	Name	NPC Code	Date of Birth	Sport Class	PB	SB	Result	Rank
3	2090	PRADO Lucas	BRA	27 MAY 1985	T11	11.15	11.35		
		Guide BARBOSA dos SANTOS Justino	BRA	8 FEB 1985					
5	2020	ARMANDO Jose Sayovo	ANG	3 MAR 1973	T11	11.50	11.66		
7	2616	BAPTISTA Firmino	POR	13 OCT 1977	T11	11.71	11.71		
		Guide VITAL Ivo	POR	9 AUG 1988					

HEAT 3/5 Start Time: 12:29

Lane	Bib	Name	NPC Code	Date of Birth	Sport Class	PB	SB	Result	Rank
3	2817	BROWN David	USA	19 OCT 1992	T11	11.37	11.37		
		Guide SLADE Rolland	USA	1 MAR 1985					
5	2155	SHANG Baolong	CHN	5 SEP 1987	T11	11.53	11.62		
		Guide SHI Yang	CHN	7 JAN 1992					
7	2558	SHIKONGO Ananias	NAM	21 JUL 1986	T11	11.76	11.76		
		Guide TJIVIJU Even	NAM	2 FEB 1992					

HEAT 4/5 Start Time: 12:37

Lane	Bib	Name	NPC Code	Date of Birth	Sport Class	PB	SB	Result	Rank
1	2568	RANA Bikram Bahadur	NEP	28 SEP 1980	T11				
		Guide SHRESTHA Lila Kumar	NEP	2 MAR 1967					
3	2098	SILVA Daniel	BRA	15 JUN 1979	T11	11.46	11.48		
		Guide de OLIVEIRA SALES Heitor	BRA	28 DEC 1984					
5	2827	GILLETTE Elexis	USA	19 OCT 1984	T11	11.46	11.51		
		Guide WILLIAMS Wesley	USA	13 AUG 1982					
7	2743	JORCHUY Kitsana	THA	23 JUL 1976	T11	11.91	12.01		
		Guide SRIKHAMPHAN Patchai	THA	11 JUL 1981					

HEAT 5/5 Start Time: 12:45

Lane	Bib	Name	NPC Code	Date of Birth	Sport Class	PB	SB	Result	Rank
1	2021	SANTOS Octavio Angelo Dos	ANG	2 SEP 1981	T11	11.74	12.12		
3	2060	MURADOV Elchin	AZE	1 SEP 1989	T11	10.66	11.49		
		Guide SETIN Pavel	AZE	17 SEP 1988					
5	2085	GOMES Felipe	BRA	26 APR 1986	T11	11.23	11.50		
		Guide SOUZA LOPES Leonardo	BRA	2 APR 1987					
7	2262	PAREJO MAZA Martin	ESP	15 JUL 1989	T11	12.11	12.11		
		Guide BORRISSER ROLDAN Joan	ESP	17 DEC 1990					

Qualification: First in each heat and the next 7 fastest advance to the Semifinals.

## LEGEND

PB Personal Best SB Season's Best

Guides swapped for athlete 2020 and 2021



Olympic Stadium

TUE 4 SEP 2012  
19:25

Athletics

Men's 100m — T12

Final



## Results

<b>WORLD RECORD</b>	<b>10.66</b>	<b>MURADOV Elchin</b>	AZE	Imola (ITA)	19 JUN 2010
<b>PARALYMPIC RECORD</b>	<b>10.75</b>	<b>ADESOJI Adekunle</b>	NGR	Athens (GRE)	22 SEP 2004

Wind: +0.4m/s

Rank	Bib	Name	NPC Code	Date of Birth	Sport Class	Lane	Reaction Time	Result
1	2684	<b>TRIKOLICH Fedor</b>	RUS	2 MAR 1985	T12	3	0.157	<b>10.81</b> PB
2	2600	<b>MICHALSKI Mateusz</b>	POL	29 AUG 1987	T12	7	0.161	<b>10.88</b>
3	2148	<b>LI Yansong</b>	CHN	17 JUN 1982	T12	5	0.152	<b>10.91</b> RR
4	2265	<b>RODRIGUEZ Maximiliano</b>	ESP	1 MAR 1988	T12	2	0.173	<b>11.20</b>

### Weather conditions

Temperature: 24 °C      Humidity: 57 %      Conditions: Cloudy

### LEGEND

**PB** Personal Best      **RR** Regional Record





Olympic Stadium

TUE 4 SEP 2012  
19:19

Athletics

Men's 100m — T12

Final



## Start List

<b>WORLD RECORD</b>	<b>10.66</b>	<b>MURADOV Elchin</b>	AZE	Imola (ITA)	19 JUN 2010
<b>PARALYMPIC RECORD</b>	<b>10.75</b>	<b>ADESOJI Adekunle</b>	NGR	Athens (GRE)	22 SEP 2004

Lane	Bib	Name	NPC Code	Date of Birth	Sport Class	PB	SB	Result	Rank
1	2265	RODRIGUEZ Maximiliano	ESP	1 MAR 1988	T12	11.01	11.12		
3	2684	TRIKOLICH Fedor	RUS	2 MAR 1985	T12	10.91	10.91		
5	2148	LI Yansong	CHN	17 JUN 1982	T12	10.96	10.96		
7	2600	MICHALSKI Mateusz	POL	29 AUG 1987	T12	10.85	10.85		

### LEGEND

**PB** Personal Best                      **SB** Season's Best




Olympic Stadium

MON 3 SEP 2012

Athletics

Men's 100m — T12

Round 1



## Results

<b>WORLD RECORD</b>	<b>10.66</b>	<b>MURADOV Elchin</b>	AZE	Imola (ITA)	19 JUN 2010
<b>PARALYMPIC RECORD</b>	<b>10.75</b>	<b>ADESOJI Adekunle</b>	NGR	Athens (GRE)	22 SEP 2004

HEAT 1/3		Start Time: 11:41				Wind: -0.9 m/s		
Rank	Bib	Name	NPC Code	Date of Birth	Sport Class	Lane	Reaction Time	Result
1	2684	TRIKOLICH Fedor	RUS	2 MAR 1985	T12	3	0.163	<b>10.91</b> Q PB
2	2265	RODRIGUEZ Maximiliano	ESP	1 MAR 1988	T12	2	0.168	<b>11.12</b> q SB
3	2169	YANG Yuqing	CHN	15 JAN 1982	T12	5	0.158	<b>11.16</b> RR
4	2624	POTRA Gabriel	POR	27 JUN 1980	T12	7	0.153	<b>11.65</b>
		Guide PACHECO Ricardo	POR	31 OCT 1983				

HEAT 2/3		Start Time: 11:53				Wind: -0.3 m/s		
Rank	Bib	Name	NPC Code	Date of Birth	Sport Class	Lane	Reaction Time	Result
1	2148	LI Yansong	CHN	17 JUN 1982	T12	1	0.180	<b>10.96</b> Q RR
2	2347	ULBRICHT Thomas	GER	10 JUL 1985	T12	6	0.152	<b>11.29</b>
3	2415	KADHIM Ahmed Abdul Amir	IRQ	9 FEB 1995	T12	7	0.202	<b>11.77</b> SB
	2829	JAMISON Josiah	USA	18 AUG 1982	T12	4	0.196	<b>DQ</b> IPC 7.8
		Guide AVERY Jerome	USA	22 DEC 1978				

HEAT 3/3		Start Time: 12:00				Wind: +0.8 m/s		
Rank	Bib	Name	NPC Code	Date of Birth	Sport Class	Lane	Reaction Time	Result
1	2600	MICHALSKI Mateusz	POL	29 AUG 1987	T12	3	0.158	<b>11.01</b> Q
2	2532	GONZALEZ SAUCEDA Jorge B.	MEX	30 DEC 1993	T12	7	0.239	<b>11.60</b> SB
3	2615	ALVES Rodolfo	POR	13 AUG 1976	T12	5	0.173	<b>11.91</b>

Qualification: First in each heat (Q) and the next 1 fastest (q) advance to the Final.

## Weather conditions at the beginning of the 1st heat

Temperature: 17 °C Humidity: 82 % Conditions: Sunny

<b>NOTES</b>
IPC 7.8 - Guide runner and athlete more than 50cm apart except in last 10m

<b>LEGEND</b>	<b>DQ</b> Disqualified	<b>PB</b> Personal Best	<b>Q</b> Qualified by place	<b>q</b> Qualified by time
	<b>RR</b> Regional Record	<b>SB</b> Season's Best		



Olympic Stadium

MON 3 SEP 2012

Athletics

Men's 100m — T12

Round 1



## Start List

<b>WORLD RECORD</b>	<b>10.66</b>	<b>MURADOV Elchin</b>	AZE	Imola (ITA)	19 JUN 2010
<b>PARALYMPIC RECORD</b>	<b>10.75</b>	<b>ADESOJI Adekunle</b>	NGR	Athens (GRE)	22 SEP 2004

## HEAT 1/3 Start Time: 11:41

Lane	Bib	Name	NPC Code	Date of Birth	Sport Class	PB	SB	Result	Rank
1	2265	RODRIGUEZ Maximiliano	ESP	1 MAR 1988	T12	11.01	16.49		
3	2684	TRIKOLICH Fedor	RUS	2 MAR 1985	T12	10.95	10.95		
5	2169	YANG Yuqing	CHN	15 JAN 1982	T12	11.26	11.54		
7	2624	POTRA Gabriel	POR	27 JUN 1980	T12	11.34	11.56		
		Guide PACHECO Ricardo	POR	31 OCT 1983					

## HEAT 2/3 Start Time: 11:50

Lane	Bib	Name	NPC Code	Date of Birth	Sport Class	PB	SB	Result	Rank
1	2148	LI Yansong	CHN	17 JUN 1982	T12	11.08			
3	2829	JAMISON Josiah	USA	18 AUG 1982	T12	11.14	11.17		
		Guide AVERY Jerome	USA	22 DEC 1978					
5	2347	ULBRICHT Thomas	GER	10 JUL 1985	T12	11.25	11.25		
7	2415	KADHIM Ahmed Abdul Amir	IRQ	9 FEB 1995	T12	11.09	11.80		

## HEAT 3/3 Start Time: 11:57

Lane	Bib	Name	NPC Code	Date of Birth	Sport Class	PB	SB	Result	Rank
3	2600	MICHALSKI Mateusz	POL	29 AUG 1987	T12	10.85	10.85		
5	2615	ALVES Rodolfo	POR	13 AUG 1976	T12	11.55	11.55		
7	2532	GONZALEZ SAUCEDA Jorge Benjamin	MEX	30 DEC 1993	T12	11.56	11.63		

Qualification: First in each heat and the next 1 fastest advance to the Final.

## LEGEND

**PB** Personal Best                      **SB** Season's Best



Olympic Stadium

SAT 1 SEP 2012  
19:15

Athletics

Men's 100m — T13

Final



## Results

<b>WORLD RECORD</b>	<b>10.54</b>	<b>SMYTH Jason</b>	IRL	London (GBR)	31 AUG 2012
<b>PARALYMPIC RECORD</b>	<b>10.54</b>	<b>SMYTH Jason</b>	IRL	London (GBR)	31 AUG 2012

Wind: +0.6m/s

Rank	Bib	Name	NPC Code	Date of Birth	Sport Class	Lane	Reaction Time	Result
1	2408	SMYTH Jason	IRL	4 JUL 1987	T13	5	0.157	<b>10.46</b> WR
2	2211	GUTIERREZ Luis Felipe	CUB	9 JAN 1988	T13	6	0.174	<b>11.02</b> SB
3	2641	NTUTU Jonathan	RSA	4 FEB 1986	T13	7	0.156	<b>11.03</b>
4	2673	LABZIN Alexey	RUS	7 DEC 1978	T13	9	0.158	<b>11.03</b> =PB
5	2674	LOGINOV Artem	RUS	23 JUN 1991	T13	8	0.197	<b>11.18</b> SB
6	2111	ZLATANOV Radoslav	BUL	14 DEC 1987	T13	4	0.162	<b>11.25</b>
7	2116	DOLFO Braedon Samuel	CAN	28 NOV 1993	T13	3	0.174	<b>11.27</b>
8	2079	ANDRADE Andre	BRA	4 JAN 1981	T13	2	0.153	<b>11.28</b>

### Weather conditions

Temperature: 21 °C      Humidity: 60 %      Conditions: Partly cloudy

### LEGEND

**=PB** Equal Personal Best      **SB** Season's Best      **WR** World Record



Olympic Stadium

SAT 1 SEP 2012  
19:15

Athletics

Men's 100m — T13

Final



### Start List

<b>WORLD RECORD</b>	<b>10.54</b>	<b>SMYTH Jason</b>	IRL	London (GBR)	31 AUG 2012
<b>PARALYMPIC RECORD</b>	<b>10.54</b>	<b>SMYTH Jason</b>	IRL		31 AUG 2012

Lane	Bib	Name	NPC Code	Date of Birth	Sport Class	PB	SB	Result	Rank
2	2079	ANDRADE Andre	BRA	4 JAN 1981	T13	11.14	11.22		
3	2116	DOLFO Braedon Samuel	CAN	28 NOV 1993	T13	11.26	11.26		
4	2111	ZLATANOV Radoslav	BUL	14 DEC 1987	T13	10.83	11.10		
5	2408	SMYTH Jason	IRL	4 JUL 1987	T13	10.24	10.24		
6	2211	GUTIERREZ Luis Felipe	CUB	9 JAN 1988	T13	10.86			
7	2641	NTUTU Jonathan	RSA	4 FEB 1986	T13	10.99	11.00		
8	2674	LOGINOV Artem	RUS	23 JUN 1991	T13	10.98			
9	2673	LABZIN Alexey	RUS	7 DEC 1978	T13	11.03			

<b>LEGEND</b>	
<b>PB</b>	Personal Best
<b>SB</b>	Season's Best



Olympic Stadium

SAT 8 SEP 2012  
19:56

Athletics

Men's 100m — T34

Final



## Results

<b>WORLD RECORD</b>	<b>15.69</b>	<b>KTILA Walid</b>	TUN	Kuwait City (KUW)	17 JAN 2012
<b>PARALYMPIC RECORD</b>	<b>15.95</b>	<b>KTILA Walid</b>	TUN	London (GBR)	8 SEP 2012

Wind: +0.1m/s

Rank	Bib	Name	NPC Code	Date of Birth	Sport Class	Lane	Result
1	2770	<b>KTILA Walid</b>	TUN	20 JUL 1985	T34	4	<b>15.91</b> PR
2	2037	<b>McCRACKEN Rheed</b>	AUS	20 JAN 1997	T34	5	<b>16.30</b> RR
3	2789	<b>HAMMADI Mohamed</b>	UAE	13 JUL 1985	T34	6	<b>16.41</b> RR
4	2717	<b>MITIC Bojan</b>	SUI	27 AUG 1985	T34	7	<b>16.69</b>
5	2294	<b>MOBRE Sebastien</b>	FRA	29 JUL 1981	T34	3	<b>16.73</b>
6	2563	<b>RUSCH Stefan</b>	NED	31 MAY 1993	T34	8	<b>16.74</b> PB
7	2564	<b>SCHUILING Henk</b>	NED	1 AUG 1983	T34	9	<b>17.32</b>
8	2115	<b>DEWITT Nathan</b>	CAN	22 DEC 1990	T34	2	<b>17.36</b>

### Weather conditions

Temperature: 27 °C      Humidity: 25 %      Conditions: Partly cloudy

### LEGEND

**PB** Personal Best      **PR** Paralympic Record      **RR** Regional Record



Olympic Stadium

SAT 8 SEP 2012  
19:56

Athletics

Men's 100m — T34

Final



### Start List

<b>WORLD RECORD</b>	<b>15.69</b>	<b>KTILA Walid</b>	TUN	Kuwait City (KUW)	17 JAN 2012
<b>PARALYMPIC RECORD</b>	<b>15.95</b>	<b>KTILA Walid</b>	TUN	London (GBR)	8 SEP 2012

Lane	Bib	Name	NPC Code	Date of Birth	Sport Class	PB	SB	Result	Rank
2	2115	DEWITT Nathan	CAN	22 DEC 1990	T34	16.89	16.89		
3	2294	MOBRE Sebastien	FRA	29 JUL 1981	T34	16.52	16.52		
4	2770	KTILA Walid	TUN	20 JUL 1985	T34	15.33	15.69		
5	2037	McCRACKEN Rheed	AUS	20 JAN 1997	T34	16.23	16.23		
6	2789	HAMMADI Mohamed	UAE	13 JUL 1985	T34	16.42	16.42		
7	2717	MITIC Bojan	SUI	27 AUG 1985	T34	16.08	16.08		
8	2563	RUSCH Stefan	NED	31 MAY 1993	T34	16.75	16.75		
9	2564	SCHUILING Henk	NED	1 AUG 1983	T34	17.18	17.18		

<b>LEGEND</b>	
<b>PB</b>	Personal Best
<b>SB</b>	Season's Best




Olympic Stadium

SAT 8 SEP 2012

Athletics

Men's 100m — T34

Round 1



## Results

<b>WORLD RECORD</b>	<b>15.69</b>	<b>KTILA Walid</b>	TUN	Kuwait City (KUW)	17 JAN 2012
<b>PARALYMPIC RECORD</b>	<b>15.95</b>	<b>KTILA Walid</b>	TUN	London (GBR)	8 SEP 2012

HEAT 1/2 Start Time: 11:10 Wind: +0.4 m/s

Rank	Bib	Name	NPC Code	Date of Birth	Sport Class	Lane	Result	
1	2770	KTILA Walid	TUN	20 JUL 1985	T34	3	<b>15.95</b>	Q PR
2	2789	HAMMADI Mohamed	UAE	13 JUL 1985	T34	5	<b>16.42</b>	Q RR
3	2563	RUSCH Stefan	NED	31 MAY 1993	T34	7	<b>16.79</b>	Q
4	2294	MOBRE Sebastien	FRA	29 JUL 1981	T34	8	<b>16.88</b>	q
5	2488	ALMUTAIRI Ahmad	KUW	13 MAY 1994	T33	4	<b>17.67</b>	WR
6	2308	CARTER Jamie	GBR	18 NOV 1994	T34	6	<b>17.75</b>	

HEAT 2/2 Start Time: 11:17 Wind: +0.9 m/s

Rank	Bib	Name	NPC Code	Date of Birth	Sport Class	Lane	Result	
1	2717	MITIC Bojan	SUI	27 AUG 1985	T34	3	<b>16.56</b>	Q
2	2037	McCRACKEN Rheed	AUS	20 JAN 1997	T34	7	<b>16.84</b>	Q RR
3	2564	SCHUILING Henk	NED	1 AUG 1983	T34	4	<b>17.18</b>	Q PB
4	2115	DEWITT Nathan	CAN	22 DEC 1990	T34	6	<b>17.35</b>	q
5	2448	KOBATA Atsuro	JPN	27 NOV 1993	T34	5	<b>17.65</b>	PB
6	2838	PRUITT Austin	USA	23 AUG 1994	T34	8	<b>17.86</b>	

Qualification: First 3 in each heat (Q) and the next 2 fastest (q) advance to the Final.

## Weather conditions at the beginning of the 1st heat

Temperature: 14 °C Humidity: 75 % Conditions: Sunny

LEGEND	
<b>PB</b> Personal Best	<b>PR</b> Paralympic Record
<b>RR</b> Regional Record	<b>WR</b> World Record
<b>Q</b> Qualified by place	<b>q</b> Qualified by time





Olympic Stadium

SAT 8 SEP 2012

Athletics

Men's 100m — T34

Round 1



### Start List

<b>WORLD RECORD</b>	<b>15.69</b>	<b>KTILA Walid</b>	TUN	Kuwait City (KUW)	17 JAN 2012
<b>PARALYMPIC RECORD</b>	<b>16.38</b>	<b>DAVIS Ross</b>	USA	Sydney, NSW (AUS)	20 OCT 2000

HEAT 1/2 Start Time: 11:10

Lane	Bib	Name	NPC Code	Date of Birth	Sport Class	PB	SB	Result	Rank
3	2770	KTILA Walid	TUN	20 JUL 1985	T34	15.33	15.69		
4	2488	ALMUTAIRI Ahmad	KUW	13 MAY 1994	T33	18.17	18.57		
5	2789	HAMMADI Mohamed	UAE	13 JUL 1985	T34	16.69	17.60		
6	2308	CARTER Jamie	GBR	18 NOV 1994	T34	17.38	17.38		
7	2563	RUSCH Stefan	NED	31 MAY 1993	T34	16.75	16.75		
8	2294	MOBRE Sebastien	FRA	29 JUL 1981	T34	16.52	16.52		

HEAT 2/2 Start Time: 11:17

Lane	Bib	Name	NPC Code	Date of Birth	Sport Class	PB	SB	Result	Rank
3	2717	MITIC Bojan	SUI	27 AUG 1985	T34	16.08	16.08		
4	2564	SCHUILING Henk	NED	1 AUG 1983	T34	17.64	17.64		
5	2448	KOBATA Atsuro	JPN	27 NOV 1993	T34	17.77	18.02		
6	2115	DEWITT Nathan	CAN	22 DEC 1990	T34	16.89	16.89		
7	2037	McCRACKEN Rheed	AUS	20 JAN 1997	T34	16.23	16.23		
8	2838	PRUITT Austin	USA	23 AUG 1994	T34	16.88	16.88		

Qualification: First 3 in each heat and the next 2 fastest advance to the Final.

<b>LEGEND</b>
<b>PB</b> Personal Best <b>SB</b> Season's Best





Olympic Stadium

SAT 1 SEP 2012  
19:46

Athletics

Men's 100m — T35

Final



## Results

<b>WORLD RECORD</b>	<b>12.29</b>	<b>YANG Sen</b>	CHN	Beijing (CHN)	13 SEP 2008
<b>PARALYMPIC RECORD</b>	<b>12.29</b>	<b>YANG Sen</b>	CHN	Beijing (CHN)	13 SEP 2008

Wind: -0.2m/s

Rank	Bib	Name	NPC Code	Date of Birth	Sport Class	Lane	Result
1	2808	<b>TSARUK Iurii</b>	UKR	2 MAY 1987	T35	7	<b>12.62</b> RR
2	2639	<b>MOKGALAGADI Teboho</b>	RSA	29 NOV 1983	T35	5	<b>13.10</b>
3	2138	<b>FU Xinhan</b>	CHN	27 NOV 1984	T35	4	<b>13.12</b> SB
4	2024	<b>BARRETO Hernan</b>	ARG	14 APR 1991	T35	6	<b>13.26</b>
5	2008	<b>BOUKHALFA Allel</b>	ALG	17 FEB 1988	T35	9	<b>13.38</b>
6	2345	<b>STEIN Niels</b>	GER	13 AUG 1991	T35	8	<b>13.52</b>
7	2314	<b>HOWE Jordan</b>	GBR	12 OCT 1995	T35	2	<b>13.69</b>
8	2658	<b>BUBNOV Anton</b>	RUS	18 JAN 1996	T35	3	<b>13.89</b>

### Weather conditions

Temperature: 21 °C      Humidity: 60 %      Conditions: Partly cloudy

### LEGEND

**RR** Regional Record      **SB** Season's Best



Olympic Stadium

SAT 1 SEP 2012  
19:46

Athletics

Men's 100m — T35

Final



### Start List

<b>WORLD RECORD</b>	<b>12.29</b>	<b>YANG Sen</b>	CHN	Beijing (CHN)	13 SEP 2008
<b>PARALYMPIC RECORD</b>	<b>12.29</b>	<b>YANG Sen</b>	CHN	Beijing (CHN)	13 SEP 2008

Lane	Bib	Name	NPC Code	Date of Birth	Sport Class	PB	SB	Result	Rank
2	2314	HOWE Jordan	GBR	12 OCT 1995	T35	13.04	13.04		
3	2658	BUBNOV Anton	RUS	18 JAN 1996	T35	13.86	13.86		
4	2138	FU Xinhan	CHN	27 NOV 1984	T35	12.90			
5	2639	MOKGALAGADI Teboho	RSA	29 NOV 1983	T35	12.96	13.02		
6	2024	BARRETO Hernan	ARG	14 APR 1991	T35	13.14	13.14		
7	2808	TSARUK Iurii	UKR	2 MAY 1987	T35	12.72	12.72		
8	2345	STEIN Niels	GER	13 AUG 1991	T35	13.41	13.41		
9	2008	BOUKHALFA Allel	ALG	17 FEB 1988	T35	13.24	13.24		

<b>LEGEND</b>	
<b>PB</b>	Personal Best
<b>SB</b>	Season's Best




Olympic Stadium

FRI 31 AUG 2012

Athletics

Men's 100m — T35

Round 1



## Results

HEAT 1/2 Start Time: 20:30 Wind: -0.4 m/s

Rank	Bib	Name	NPC Code	Date of Birth	Sport Class	Lane	Result	
1	2138	FU Xinhao	CHN	27 NOV 1984	T35	6	13.12	Q
2	2024	BARRETO Hernan	ARG	14 APR 1991	T35	7	13.22	Q RR
3	2345	STEIN Niels	GER	13 AUG 1991	T35	5	13.41	Q PB
4	2314	HOWE Jordan	GBR	12 OCT 1995	T35	4	13.75	q
5	2676	OTLEYKIN Ivan	RUS	7 JAN 1991	T35	8	14.06	
6	2535	MARQUEZ JR VILLANUEVA Pedro	MEX	22 AUG 1989	T35	3	15.14	

HEAT 2/2 Start Time: 20:37 Wind: -0.1 m/s

Rank	Bib	Name	NPC Code	Date of Birth	Sport Class	Lane	Result	
1	2808	TSARUK Iurii	UKR	2 MAY 1987	T35	7	12.72	Q RR
2	2639	MOKGALAGADI Teboho	RSA	29 NOV 1983	T35	3	13.07	Q
3	2008	BOUKHALFA Allel	ALG	17 FEB 1988	T35	6	13.26	Q
4	2658	BUBNOV Anton	RUS	18 JAN 1996	T35	4	13.86	q PB
5	2322	RUDDOCK Sam	GBR	19 FEB 1990	T35	5	13.92	

Qualification: First 3 in each heat (Q) and the next 2 fastest (q) advance to the Final.

## Weather conditions at the beginning of the 1st heat

Temperature: 18 °C Humidity: 70 % Conditions: Partly cloudy

## LEGEND

PB Personal Best Q Qualified by place q Qualified by time RR Regional Record



Olympic Stadium

FRI 31 AUG 2012

Athletics

Men's 100m — T35

Round 1



## Start List

<b>WORLD RECORD</b>	<b>12.29</b>	<b>YANG Sen</b>	CHN	Beijing (CHN)	13 SEP 2008
<b>PARALYMPIC RECORD</b>	<b>12.29</b>	<b>YANG Sen</b>	CHN	Beijing (CHN)	13 SEP 2008

## HEAT 1/2 Start Time: 20:30

Lane	Bib	Name	NPC Code	Date of Birth	Sport Class	PB	SB	Result	Rank
3	2535	MARQUEZ JR VILLANUEVA Pedro	MEX	22 AUG 1989	T35	14.59	14.72		
4	2314	HOWE Jordan	GBR	12 OCT 1995	T35	13.04	13.04		
5	2345	STEIN Niels	GER	13 AUG 1991	T35	13.58	13.62		
6	2138	FU Xinhao	CHN	27 NOV 1984	T35	12.90			
7	2024	BARRETO Hernan	ARG	14 APR 1991	T35	13.14	13.14		
8	2676	OTLEYKIN Ivan	RUS	7 JAN 1991	T35	13.81	13.89		

## HEAT 2/2 Start Time: 20:37

Lane	Bib	Name	NPC Code	Date of Birth	Sport Class	PB	SB	Result	Rank
3	2639	MOKGALAGADI Teboho	RSA	29 NOV 1983	T35	12.96	13.02		
4	2658	BUBNOV Anton	RUS	18 JAN 1996	T35	13.94	13.94		
5	2322	RUDDOCK Sam	GBR	19 FEB 1990	T35	13.80	13.80		
6	2008	BOUKHALFA Allel	ALG	17 FEB 1988	T35	13.24	13.24		
7	2808	TSARUK Iurii	UKR	2 MAY 1987	T35	14.02	14.02		

Qualification: First 3 in each heat and the next 2 fastest advance to the Final.

## LEGEND

**PB** Personal Best                      **SB** Season's Best



Olympic Stadium

SUN 2 SEP 2012  
19:48

Athletics

Men's 100m — T36

Final



## Results

<b>WORLD RECORD</b>	11.98	<b>BALLARD Graeme</b>	GBR	Manchester (GBR)	22 MAY 2012
<b>PARALYMPIC RECORD</b>	12.11	<b>SHVETCOV Evgenii</b>	RUS	London (GBR)	2 SEP 2012

Wind: +0.8m/s

Rank	Bib	Name	NPC Code	Date of Birth	Sport Class	Lane	Result
1	2682	<b>SHVETCOV Evgenii</b>	RUS	28 FEB 1988	T36	7	<b>12.08</b> PR
2	2305	<b>BALLARD Graeme</b>	GBR	19 JUN 1979	T36	4	<b>12.24</b>
3	2805	<b>PAVLYK Roman</b>	UKR	1 DEC 1983	T36	6	<b>12.26</b> =PB
4	2374	<b>SO Wa Wai</b>	HKG	6 OCT 1981	T36	8	<b>12.28</b> SB
5	2132	<b>CHE Mian</b>	CHN	27 APR 1983	T36	3	<b>12.31</b> =PB
6	2323	<b>RUSHGROVE Ben</b>	GBR	23 FEB 1988	T36	5	<b>12.37</b>
7	2167	<b>XU Ran</b>	CHN	15 MAY 1986	T36	9	<b>12.74</b> SB
8	2601	<b>MIELCZAREK Marcin</b>	POL	11 NOV 1982	T36	2	<b>12.80</b>

### Weather conditions

Temperature: 18 °C      Humidity: 80 %      Conditions: Cloudy

### LEGEND

**=PB** Equal Personal Best      **PR** Paralympic Record      **SB** Season's Best




Olympic Stadium

SUN 2 SEP 2012  
19:48

Athletics

Men's 100m — T36

Final



## Start List

<b>WORLD RECORD</b>	<b>11.98</b>	<b>BALLARD Graeme</b>	GBR	Manchester (GBR)	22 MAY 2012
<b>PARALYMPIC RECORD</b>	<b>12.11</b>	<b>SHVETCOV Evgenii</b>	RUS	London (GBR)	2 SEP 2012

Lane	Bib	Name	NPC Code	Date of Birth	Sport Class	PB	SB	Result	Rank
2	2601	MIELCZAREK Marcin	POL	11 NOV 1982	T36	12.58	12.78		
3	2132	CHE Mian	CHN	27 APR 1983	T36	12.31	12.45		
4	2305	BALLARD Graeme	GBR	19 JUN 1979	T36	11.98	11.98		
5	2323	RUSHGROVE Ben	GBR	23 FEB 1988	T36	12.25	12.35		
6	2805	PAVLYK Roman	UKR	1 DEC 1983	T36	12.26	12.44		
7	2682	SHVETCOV Evgenii	RUS	28 FEB 1988	T36	12.11	12.11		
8	2374	SO Wa Wai	HKG	6 OCT 1981	T36	12.17	12.38		
9	2167	XU Ran	CHN	15 MAY 1986	T36	12.54	12.86		

### LEGEND

**PB** Personal Best      **SB** Season's Best



Olympic Stadium

SUN 2 SEP 2012

Athletics

Men's 100m — T36

Round 1



## Results

<b>WORLD RECORD</b>	11.98	<b>BALLARD Graeme</b>	GBR	Manchester (GBR)	22 MAY 2012
<b>PARALYMPIC RECORD</b>	12.11	<b>SHVETCOV Evgenii</b>	RUS	London (GBR)	2 SEP 2012

HEAT 1/2 Start Time: 10:23 Wind: +0.7 m/s

Rank	Bib	Name	NPC Code	Date of Birth	Sport Class	Lane	Result	
1	2805	PAVLYK Roman	UKR	1 DEC 1983	T36	3	12.50	Q
2	2305	BALLARD Graeme	GBR	19 JUN 1979	T36	7	12.68	Q
3	2167	XU Ran	CHN	15 MAY 1986	T36	6	12.86	Q SB
4	2821	CLEMENS Chris	USA	15 NOV 1973	T36	5	13.02	
5	2686	ZHIRNOV Andrey	RUS	6 DEC 1989	T36	4	13.43	
6	2465	KHARLAMOV Sergey	KAZ	13 DEC 1970	T36	8	13.92	PB

HEAT 2/2 Start Time: 10:29 Wind: -0.3 m/s

Rank	Bib	Name	NPC Code	Date of Birth	Sport Class	Lane	Result	
1	2682	SHVETCOV Evgenii	RUS	28 FEB 1988	T36	7	12.11	Q PR
2	2323	RUSHGROVE Ben	GBR	23 FEB 1988	T36	3	12.35	Q SB
3	2374	SO Wa Wai	HKG	6 OCT 1981	T36	6	12.38	Q SB
4	2132	CHE Mian	CHN	27 APR 1983	T36	4	12.45	q SB
5	2601	MIELCZAREK Marcin	POL	11 NOV 1982	T36	5	12.84	q
6	2547	ZERTUCHE RODRIGUEZ Norberto M.	MEX	31 JUL 1991	T36	8	13.72	

Qualification: First 3 in each heat (Q) and the next 2 fastest (q) advance to the Final.

## Weather conditions at the beginning of the 1st heat

Temperature: 14 °C Humidity: 85 % Conditions: Cloudy

LEGEND	
<b>PB</b>	Personal Best
<b>SB</b>	Season's Best
<b>PR</b>	Paralympic Record
<b>Q</b>	Qualified by place
<b>q</b>	Qualified by time





Olympic Stadium

SUN 2 SEP 2012

Athletics

Men's 100m — T36

Round 1



## Start List

<b>WORLD RECORD</b>	<b>11.98</b>	<b>BALLARD Graeme</b>	GBR	Manchester (GBR)	22 MAY 2012
<b>PARALYMPIC RECORD</b>	<b>12.25</b>	<b>PAVLYK Roman</b>	UKR	Beijing (CHN)	9 SEP 2008

## HEAT 1/2 Start Time: 10:23

Lane	Bib	Name	NPC Code	Date of Birth	Sport Class	PB	SB	Result	Rank
3	2805	PAVLYK Roman	UKR	1 DEC 1983	T36	12.26	12.44		
4	2686	ZHIRNOV Andrey	RUS	6 DEC 1989	T36	12.53	13.03		
5	2821	CLEMENS Chris	USA	15 NOV 1973	T36	12.70	12.70		
6	2167	XU Ran	CHN	15 MAY 1986	T36	12.54			
7	2305	BALLARD Graeme	GBR	19 JUN 1979	T36	11.98	11.98		
8	2465	KHARLAMOV Sergey	KAZ	13 DEC 1970	T36	14.00	14.00		

## HEAT 2/2 Start Time: 10:29

Lane	Bib	Name	NPC Code	Date of Birth	Sport Class	PB	SB	Result	Rank
3	2323	RUSHGROVE Ben	GBR	23 FEB 1988	T36	12.25	12.45		
4	2132	CHE Mian	CHN	27 APR 1983	T36	12.31			
5	2601	MIELCZAREK Marcin	POL	11 NOV 1982	T36	12.58	12.78		
6	2374	SO Wa Wai	HKG	6 OCT 1981	T36	12.17			
7	2682	SHVETCOV Evgenii	RUS	28 FEB 1988	T36	12.16	12.16		
8	2547	ZERTUCHE RODRIGUEZ Norberto M.	MEX	31 JUL 1991	T36	13.28	13.28		

Qualification: First 3 in each heat and the next 2 fastest advance to the Final.

## LEGEND

PB Personal Best SB Season's Best




Olympic Stadium

SAT 8 SEP 2012  
19:16

Athletics

Men's 100m — T37

Final



## Results

<b>WORLD RECORD</b>	<b>11.52</b>	<b>van der MERWE Fanie</b>	RSA	Germiston (RSA)	25 FEB 2012
<b>WORLD RECORD</b>	<b>11.52</b>	<b>van der MERWE Fanie</b>	RSA	London (GBR)	8 SEP 2012
<b>PARALYMPIC RECORD</b>	<b>11.52</b>	<b>van der MERWE Fanie</b>	RSA	London (GBR)	8 SEP 2012

Wind: +0.4m/s

Rank	Bib	Name	NPC Code	Date of Birth	Sport Class	Lane	Result	
1	2649	van der MERWE Fanie	RSA	25 FEB 1986	T37	4	<b>11.51</b>	WR
2	2149	LIANG Yongbin	CHN	25 MAY 1988	T37	5	<b>11.51</b>	WR
3	2663	KAPRANOV Roman	RUS	7 NOV 1983	T37	9	<b>11.56</b>	RR
4	2156	SHANG Guangxu	CHN	8 MAY 1995	T37	3	<b>11.63</b>	=PB
5	2241	MOHAMED Mostafa Fathalla	EGY	16 JUN 1987	T37	7	<b>11.67</b>	
6	2011	HAMDI Sofiane	ALG	22 AUG 1989	T37	2	<b>11.80</b>	
7	2668	KHUGAEV Gocha	RUS	16 JUL 1984	T37	8	<b>11.89</b>	PB
	2865	MONTEROLA Omar	VEN	1 AUG 1987	T37	6 F <sup>1</sup>	<b>DQ</b>	IPC 17.8

## Weather conditions

Temperature: 27 °C

Humidity: 25 %

Conditions: Partly cloudy

## NOTES

IPC 17.8 - False start individual event

## LEGEND

<b>=PB</b>	Equal Personal Best	<b>DQ</b>	Disqualified	<b>Fn</b>	False start	<b>PB</b>	Personal Best
<b>RR</b>	Regional Record	<b>WR</b>	World Record				



Olympic Stadium

SAT 8 SEP 2012  
19:16

Athletics

Men's 100m — T37

Final



## Start List

<b>WORLD RECORD</b>	<b>11.52</b>	<b>van der MERWE Fanie</b>	RSA	Germiston (RSA)	25 FEB 2012
<b>WORLD RECORD</b>	<b>11.52</b>	<b>van der MERWE Fanie</b>	RSA	London (GBR)	8 SEP 2012
<b>PARALYMPIC RECORD</b>	<b>11.52</b>	<b>van der MERWE Fanie</b>	RSA	London (GBR)	8 SEP 2012

Lane	Bib	Name	NPC Code	Date of Birth	Sport Class	PB	SB	Result	Rank
2	2011	HAMDI Sofiane	ALG	22 AUG 1989	T37	11.76	11.76		
3	2156	SHANG Guangxu	CHN	8 MAY 1995	T37	11.63	11.63		
4	2649	van der MERWE Fanie	RSA	25 FEB 1986	T37	11.52	11.52		
5	2149	LIANG Yongbin	CHN	25 MAY 1988	T37	11.63	11.63		
6	2865	MONTEROLA Omar	VEN	1 AUG 1987	T37	11.68	11.68		
7	2241	MOHAMED Mostafa Fathalla	EGY	16 JUN 1987	T37	11.55	11.55		
8	2668	KHUGAEV Gocha	RUS	16 JUL 1984	T37	11.91	11.91		
9	2663	KAPRANOV Roman	RUS	7 NOV 1983	T37	11.61	11.61		

### LEGEND

**PB** Personal Best                      **SB** Season's Best



Olympic Stadium

SAT 8 SEP 2012

Athletics

Men's 100m — T37

Round 1



## Results

<b>WORLD RECORD</b>	<b>11.52</b>	van der MERWE Fanie	RSA	Germiston (RSA)	25 FEB 2012
<b>WORLD RECORD</b>	<b>11.52</b>	van der MERWE Fanie	RSA	London (GBR)	8 SEP 2012
<b>PARALYMPIC RECORD</b>	<b>11.52</b>	van der MERWE Fanie	RSA	London (GBR)	8 SEP 2012

HEAT 1/2		Start Time: 10:00						Wind: -1.3 m/s
Rank	Bib	Name	NPC Code	Date of Birth	Sport Class	Lane	Result	
1	2649	van der MERWE Fanie	RSA	25 FEB 1986	T37	9	<b>11.52</b>	Q =WR,PR,=RR
2	2241	MOHAMED Mostafa Fathalla	EGY	16 JUN 1987	T37	6	<b>11.55</b>	Q PB
3	2663	KAPRANOV Roman	RUS	7 NOV 1983	T37	3	<b>11.61</b>	Q RR
4	2156	SHANG Guangxu	CHN	8 MAY 1995	T37	5	<b>11.63</b>	q RR
5	2315	JONES Rhys	GBR	30 JUN 1994	T37	4	<b>12.19</b>	PB
6	2561	BOS Jelmar	NED	31 AUG 1990	T37	2	<b>12.23</b>	
7	2528	CARDOZO SANCHEZ Benjamin Ivan	MEX	30 MAY 1985	T37	8	<b>12.63</b>	SB
8	2657	BARINOV Vladislav	RUS	10 JAN 1982	T37	7	<b>12.85</b>	SB
9	2857	HOUSSIMOLI Marcel	VAN	21 JUL 1988	T37	1	<b>14.55</b>	SB

HEAT 2/2		Start Time: 10:07						Wind: -1.0 m/s
Rank	Bib	Name	NPC Code	Date of Birth	Sport Class	Lane	Result	
1	2149	LIANG Yongbin	CHN	25 MAY 1988	T37	4	<b>11.63</b>	Q =RR
2	2865	MONTEROLA Omar	VEN	1 AUG 1987	T37	8	<b>11.68</b>	Q RR
3	2668	KHUGAEV Gocha	RUS	16 JUL 1984	T37	3	<b>11.91</b>	Q PB
4	2011	HAMDJ Sofiane	ALG	22 AUG 1989	T37	5	<b>12.01</b>	q
5	2635	du TOIT Charl	RSA	26 MAR 1993	T37	9	<b>12.11</b>	
6	2154	MA Yuxi	CHN	21 MAR 1979	T37	6	<b>12.14</b>	SB
7	2633	DALLE AVE Andrea	RSA	30 DEC 1992	T37	2	<b>12.18</b>	PB
7	2084	FERRARI Lucas	BRA	11 SEP 1989	T37	7	<b>12.18</b>	PB

Qualification: First 3 in each heat (Q) and the next 2 fastest (q) advance to the Final.

## Weather conditions at the beginning of the 1st heat

Temperature: 14 °C Humidity: 75 % Conditions: Sunny

LEGEND			
=RR	Equal Regional Record	=WR	Equal World Record
Q	Qualified by place	q	Qualified by time
		PB	Personal Best
		RR	Regional Record
		PR	Paralympic Record
		SB	Season's Best




Olympic Stadium

SAT 8 SEP 2012

Athletics

Men's 100m — T37

Round 1



## Start List

<b>WORLD RECORD</b>	<b>11.52</b>	<b>van der MERWE Fanie</b>	RSA	Germiston (RSA)	25 FEB 2012
<b>PARALYMPIC RECORD</b>	<b>11.83</b>	<b>van der MERWE Fanie</b>	RSA	Beijing (CHN)	12 SEP 2008

## HEAT 1/2 Start Time: 10:00

Lane	Bib	Name	NPC Code	Date of Birth	Sport Class	PB	SB	Result	Rank
1	2857	HOUSSIMOLI Marcel	VAN	21 JUL 1988	T37				
2	2561	BOS Jelmar	NED	31 AUG 1990	T37	11.89	12.15		
3	2663	KAPRANOV Roman	RUS	7 NOV 1983	T37	11.79	11.93		
4	2315	JONES Rhys	GBR	30 JUN 1994	T37	12.25	12.25		
5	2156	SHANG Guangxu	CHN	8 MAY 1995	T37	12.19			
6	2241	MOHAMED Mostafa Fathalla	EGY	16 JUN 1987	T37	11.61	11.89		
7	2657	BARINOV Vladislav	RUS	10 JAN 1982	T37	12.54	13.13		
8	2528	CARDOZO SANCHEZ Benjamin Ivan	MEX	30 MAY 1985	T37	12.60	12.71		
9	2649	van der MERWE Fanie	RSA	25 FEB 1986	T37	11.52	11.52		

## HEAT 2/2 Start Time: 10:07

Lane	Bib	Name	NPC Code	Date of Birth	Sport Class	PB	SB	Result	Rank
2	2633	DALLE AVE Andrea	RSA	30 DEC 1992	T37	12.39	12.39		
3	2668	KHUGAEV Gocha	RUS	16 JUL 1984	T37	12.00	12.00		
4	2149	LIANG Yongbin	CHN	25 MAY 1988	T37	11.79			
5	2011	HAMDI Sofiane	ALG	22 AUG 1989	T37	11.76	11.76		
6	2154	MA Yuxi	CHN	21 MAR 1979	T37	11.81			
7	2084	FERRARI Lucas	BRA	11 SEP 1989	T37	12.26	12.33		
8	2865	MONTEROLA Omar	VEN	1 AUG 1987	T37	11.74	11.87		
9	2635	du TOIT Charl	RSA	26 MAR 1993	T37	12.04	12.04		

Qualification: First 3 in each heat and the next 2 fastest advance to the Final.

## LEGEND

**PB** Personal Best                      **SB** Season's Best



Olympic Stadium

SAT 1 SEP 2012  
21:05

Athletics

Men's 100m — T38

Final



## Results

<b>WORLD RECORD</b>	<b>10.88</b>	<b>O'Hanlon Evan</b>	AUS	Melbourne, VIC (AUS)	3 MAR 2012
<b>PARALYMPIC RECORD</b>	<b>10.96</b>	<b>O'Hanlon Evan</b>	AUS	Beijing (CHN)	12 SEP 2008

Wind: +0.4m/s

Rank	Bib	Name	NPC Code	Date of Birth	Sport Class	Lane	Result
1	2040	<b>O'HANLON Evan</b>	AUS	4 MAY 1988	T38	4	<b>10.79</b> WR
2	2632	<b>BUIS Dyan</b>	RSA	30 NOV 1990	T38	5	<b>11.11</b> RR
3	2178	<b>ZHOU Wenjun</b>	CHN	1 JUL 1986	T38	2	<b>11.22</b> RR
4	2764	<b>CHIDA Mohamed Farhat</b>	TUN	11 SEP 1982	T38	7	<b>11.44</b> SB
5	2089	<b>PINHEIRO Edson</b>	BRA	3 JUN 1979	T38	3	<b>11.57</b> SB
6	2248	<b>ALBALADEJO MARTINEZ Lorenzo</b>	ESP	4 MAY 1990	T38	8	<b>11.79</b> PB
7	2806	<b>SENYK Mykyta</b>	UKR	9 FEB 1990	T38	6	<b>11.83</b>
8	2225	<b>WURM Patrik</b>	CZE	2 MAR 1994	T38	9	<b>11.98</b> =PB
9	2581	<b>ALI Haider</b>	PAK	12 DEC 1984	T38	1	<b>15.89</b> SB

### Weather conditions

Temperature: 21 °C      Humidity: 62 %      Conditions: Mostly cloudy

### LEGEND

<b>=PB</b>	Equal Personal Best	<b>PB</b>	Personal Best	<b>RR</b>	Regional Record	<b>SB</b>	Season's Best
<b>WR</b>	World Record						




Olympic Stadium

SAT 1 SEP 2012  
21:05

Athletics

Men's 100m — T38

Final



## Start List

<b>WORLD RECORD</b>	<b>10.88</b>	<b>O'Hanlon Evan</b>	AUS	Melbourne, VIC (AUS)	3 MAR 2012
<b>PARALYMPIC RECORD</b>	<b>10.96</b>	<b>O'Hanlon Evan</b>	AUS	Beijing (CHN)	12 SEP 2008

Lane	Bib	Name	NPC Code	Date of Birth	Sport Class	PB	SB	Result	Rank
1	2581	ALI Haider	PAK	12 DEC 1984	T38	11.95			
2	2178	ZHOU Wenjun	CHN	1 JUL 1986	T38	11.26			
3	2089	PINHEIRO Edson	BRA	3 JUN 1979	T38	11.47	11.96		
4	2040	O'HANLON Evan	AUS	4 MAY 1988	T38	10.88	10.88		
5	2632	BUIS Dyan	RSA	30 NOV 1990	T38	11.29	11.29		
6	2806	SENYK Mykyta	UKR	9 FEB 1990	T38	11.47	11.47		
7	2764	CHIDA Mohamed Farhat	TUN	11 SEP 1982	T38	11.25	11.52		
8	2248	ALBALADEJO MARTINEZ Lorenzo	ESP	4 MAY 1990	T38	11.80	11.80		
9	2225	WURM Patrik	CZE	2 MAR 1994	T38	11.98	11.98		

### LEGEND

**PB** Personal Best                      **SB** Season's Best



Olympic Stadium

FRI 7 SEP 2012  
21:25

Athletics

Men's 100m — T42

Final



## Results

<b>WORLD RECORD</b>	<b>12.14</b>	<b>CONNOR Earle</b>	CAN	Leverkusen (GER)	1 JUN 2002
<b>PARALYMPIC RECORD</b>	<b>12.32</b>	<b>CONNOR Earle</b>	CAN	Beijing (CHN)	14 SEP 2008

Wind: -0.1m/s

Rank	Bib	Name	NPC Code	Date of Birth	Sport Class	Lane	Result
1	2340	<b>POPOW Heinrich</b>	GER	14 JUL 1983	T42	4	<b>12.40</b> RR
2	2042	<b>REARDON Scott</b>	AUS	15 MAY 1990	T42	5	<b>12.43</b> PB
3	2335	<b>CZYZ Wojtek</b>	GER	30 JUL 1980	T42	6	<b>12.52</b> SB
4	2114	<b>CONNOR Earle</b>	CAN	30 JUL 1976	T42	7	<b>12.65</b>
5	2290	<b>KAYITARE Clavel</b>	FRA	1 JAN 1986	T42	9	<b>12.73</b>
6	2460	<b>YAMAMOTO Atsushi</b>	JPN	19 APR 1982	T42	2	<b>12.92</b>
7	2328	<b>WHITEHEAD Richard</b>	GBR	19 JUL 1976	T42	8	<b>12.99</b>
8	2845	<b>VANCE Shaquille</b>	USA	22 MAR 1991	T42	3	<b>13.03</b> SB

### Weather conditions

Temperature: 24 °C      Humidity: 32 %      Conditions: Sky Clear

### LEGEND

**PB** Personal Best      **RR** Regional Record      **SB** Season's Best





Olympic Stadium

FRI 7 SEP 2012  
21:25

Athletics

Men's 100m — T42

Final



## Start List

<b>WORLD RECORD</b>	<b>12.14</b>	<b>CONNOR Earle</b>	CAN	Leverkusen (GER)	1 JUN 2002
<b>PARALYMPIC RECORD</b>	<b>12.32</b>	<b>CONNOR Earle</b>	CAN	Beijing (CHN)	14 SEP 2008

Lane	Bib	Name	NPC Code	Date of Birth	Sport Class	PB	SB	Result	Rank
2	2460	YAMAMOTO Atsushi	JPN	19 APR 1982	T42	12.73	12.87		
3	2845	VANCE Shaquille	USA	22 MAR 1991	T42	12.99	13.08		
4	2340	POPOW Heinrich	GER	14 JUL 1983	T42	12.29	12.43		
5	2042	REARDON Scott	AUS	15 MAY 1990	T42	12.45	12.45		
6	2335	CZYZ Wojtek	GER	30 JUL 1980	T42	12.26	12.53		
7	2114	CONNOR Earle	CAN	30 JUL 1976	T42	12.14	12.45		
8	2328	WHITEHEAD Richard	GBR	19 JUL 1976	T42	12.97	12.97		
9	2290	KAYITARE Clavel	FRA	1 JAN 1986	T42	12.59	12.59		

### LEGEND

**PB** Personal Best      **SB** Season's Best



Olympic Stadium

THU 6 SEP 2012  
21:24

Athletics

Men's 100m — T44

Final



## Results

<b>WORLD RECORD</b>	<b>10.85</b>	<b>PEACOCK Jonnie</b>	GBR	Indianapolis, IN (USA)	1 JUL 2012
<b>PARALYMPIC RECORD</b>	<b>11.08</b>	<b>SHIRLEY Marlon</b>	USA	Athens (GRE)	25 SEP 2004
<b>PARALYMPIC RECORD</b>	<b>11.08</b>	<b>PEACOCK Jonnie</b>	GBR	London (GBR)	5 SEP 2012

Wind: 0.0m/s

Rank	Bib	Name	NPC Code	Date of Birth	Sport Class	Lane	Result
1	2321	<b>PEACOCK Jonnie</b>	GBR	28 MAY 1993	T44	6	<b>10.90</b> PR
2	2818	<b>BROWNE Richard</b>	USA	9 JUL 1991	T44	5	<b>11.03</b> PB
3	2636	<b>FOURIE Arnu</b>	RSA	23 APR 1985	T44	7	<b>11.08</b> RR
4	2642	<b>PISTORIUS Oscar</b>	RSA	22 NOV 1986	T43	4	<b>11.17</b> SB
5	2830	<b>LEEPER Blake</b>	USA	31 AUG 1989	T43	8	<b>11.21</b>
6	2843	<b>SINGLETON Jerome</b>	USA	7 JUL 1986	T44	9	<b>11.25</b>
7	2087	<b>OLIVEIRA Alan Fonteles Cardoso</b>	BRA	21 AUG 1992	T43	3	<b>11.33</b> SB
8	2153	<b>LIU Zhiming</b>	CHN	20 AUG 1989	T44	2	<b>11.97</b>

### Weather conditions

Temperature: 21 °C      Humidity: 39 %      Conditions: Sky Clear

### LEGEND

<b>PB</b>	Personal Best	<b>PR</b>	Paralympic Record	<b>RR</b>	Regional Record	<b>SB</b>	Season's Best
-----------	---------------	-----------	-------------------	-----------	-----------------	-----------	---------------



Olympic Stadium

THU 6 SEP 2012  
21:24

Athletics

Men's 100m — T44

Final




### Start List

<b>WORLD RECORD</b>	<b>10.85</b>	<b>PEACOCK Jonnie</b>	GBR	Indianapolis, IN (USA)	1 JUL 2012
<b>PARALYMPIC RECORD</b>	<b>11.08</b>	<b>SHIRLEY Marlon</b>	USA	Athens (GRE)	25 SEP 2004
<b>PARALYMPIC RECORD</b>	<b>11.08</b>	<b>PEACOCK Jonnie</b>	GBR	London (GBR)	5 SEP 2012

Lane	Bib	Name	NPC Code	Date of Birth	Sport Class	PB	SB	Result	Rank
2	2153	LIU Zhiming	CHN	20 AUG 1989	T44	11.84	11.84		
3	2087	OLIVEIRA Alan Fonteles Cardoso	BRA	21 AUG 1992	T43	11.23	11.37		
4	2642	PISTORIUS Oscar	RSA	22 NOV 1986	T43	11.04	11.18		
5	2818	BROWNE Richard	USA	9 JUL 1991	T44	11.16	11.16		
6	2321	PEACOCK Jonnie	GBR	28 MAY 1993	T44	10.85	10.85		
7	2636	FOURIE Arnu	RSA	23 APR 1985	T44	11.09	11.09		
8	2830	LEEPER Blake	USA	31 AUG 1989	T43	10.91	10.91		
9	2843	SINGLETON Jerome	USA	7 JUL 1986	T44	11.16	11.17		

<b>LEGEND</b>	
<b>PB</b>	Personal Best
<b>SB</b>	Season's Best



## Results

<b>WORLD RECORD</b>	<b>10.85</b>	<b>PEACOCK Jonnie</b>	GBR	Indianapolis, IN (USA)	1 JUL 2012
<b>PARALYMPIC RECORD</b>	<b>11.08</b>	<b>SHIRLEY Marlon</b>	USA	Athens (GRE)	25 SEP 2004
<b>PARALYMPIC RECORD</b>	<b>11.08</b>	<b>PEACOCK Jonnie</b>	GBR	London (GBR)	5 SEP 2012

HEAT 1/3 Start Time: 19:01 Wind: -1.6 m/s

Rank	Bib	Name	NPC Code	Date of Birth	Sport Class	Lane	Result	
1	2321	PEACOCK Jonnie	GBR	28 MAY 1993	T44	7	<b>11.08</b>	Q =PR
2	2843	SINGLETON Jerome	USA	7 JUL 1986	T44	2	<b>11.46</b>	Q
3	2087	OLIVEIRA Alan Fonteles Cardoso	BRA	21 AUG 1992	T43	4	<b>11.56</b>	q
4	2194	FERNANDES Marcio Miguel Da Costa	CPV	18 MAY 1983	T44	3	<b>12.16</b>	
5	2333	BEHRE David	GER	13 SEP 1986	T43	8	<b>12.27</b>	SB
6	2428	SCENDONI Riccardo	ITA	21 OCT 1984	T44	5	<b>12.45</b>	
7	2144	JIA Tianlei	CHN	15 NOV 1981	T44	6	<b>12.49</b>	SB

HEAT 2/3 Start Time: 19:08 Wind: -0.1 m/s

Rank	Bib	Name	NPC Code	Date of Birth	Sport Class	Lane	Result	
1	2642	PISTORIUS Oscar	RSA	22 NOV 1986	T43	2	<b>11.18</b>	Q SB
2	2830	LEEPER Blake	USA	31 AUG 1989	T43	6	<b>11.34</b>	Q
3	2153	LIU Zhiming	CHN	20 AUG 1989	T44	5	<b>11.84</b>	q RR
4	2341	REHM Markus	GER	22 AUG 1988	T44	7	<b>11.92</b>	
5	2282	ALAIZE Jean-Baptiste	FRA	10 MAY 1991	T44	4	<b>12.11</b>	
6	2679	PROKOPYEV Ivan	RUS	14 SEP 1991	T43	8	<b>12.21</b>	SB
7	2055	MAYER Robert	AUT	19 SEP 1980	T44	3	<b>12.61</b>	

HEAT 3/3 Start Time: 19:15 Wind: -1.0 m/s

Rank	Bib	Name	NPC Code	Date of Birth	Sport Class	Lane	Result	
1	2636	FOURIE Arnu	RSA	23 APR 1985	T44	5	<b>11.29</b>	Q
2	2818	BROWNE Richard	USA	9 JUL 1991	T44	7	<b>11.33</b>	Q
3	2125	McQUEEN Alister	CAN	19 JUN 1991	T44	6	<b>12.02</b>	
4	2712	BAUSCH Christoph	SUI	15 OCT 1984	T44	8	<b>12.09</b>	
5	2088	OLIVEIRA Andre	BRA	6 SEP 1972	T44	4	<b>12.35</b>	SB
6	2439	HARUTA Jun	JPN	26 JUL 1978	T44	3	<b>12.69</b>	

Qualification: First 2 in each heat (Q) and the next 2 fastest (q) advance to the Final.

## Weather conditions at the beginning of the 1st heat

Temperature: 20 °C Humidity: 42 % Conditions: Sunny

## LEGEND

=PR Equal Paralympic Record Q Qualified by place q Qualified by time RR Regional Record  
 SB Season's Best




Olympic Stadium

WED 5 SEP 2012

Athletics

Men's 100m — T44

Round 1



## Start List

**REVISED**  
4 SEP 19:08

<b>WORLD RECORD</b>	<b>10.85</b>	<b>PEACOCK Jonnie</b>	GBR	Indianapolis, IN (USA)	1 JUL 2012
<b>PARALYMPIC RECORD</b>	<b>11.08</b>	<b>SHIRLEY Marlon</b>	USA	Athens (GRE)	25 SEP 2004

## HEAT 1/3 Start Time: 19:01

Lane	Bib	Name	NPC Code	Date of Birth	Sport Class	PB	SB	Result	Rank
2	2843	SINGLETON Jerome	USA	7 JUL 1986	T44	11.16	11.17		
3	2194	FERNANDES Marcio Miguel Da Costa	CPV	18 MAY 1983	T44	12.02	12.02		
4	2087	OLIVEIRA Alan Fonteles Cardoso	BRA	21 AUG 1992	T43	11.23	11.37		
5	2428	SCENDONI Riccardo	ITA	21 OCT 1984	T44	11.98	11.98		
6	2144	JIA Tianlei	CHN	15 NOV 1981	T44	12.26	12.62		
7	2321	PEACOCK Jonnie	GBR	28 MAY 1993	T44	10.85	10.85		
8	2333	BEHRE David	GER	13 SEP 1986	T43	11.66			

## HEAT 2/3 Start Time: 19:08

Lane	Bib	Name	NPC Code	Date of Birth	Sport Class	PB	SB	Result	Rank
2	2642	PISTORIUS Oscar	RSA	22 NOV 1986	T43	11.04	11.27		
3	2055	MAYER Robert	AUT	19 SEP 1980	T44	12.04	12.28		
4	2282	ALAIZE Jean-Baptiste	FRA	10 MAY 1991	T44	11.80	11.88		
5	2153	LIU Zhiming	CHN	20 AUG 1989	T44	12.13			
6	2830	LEEPER Blake	USA	31 AUG 1989	T43	10.91	10.91		
7	2341	REHM Markus	GER	22 AUG 1988	T44	11.69	11.69		
8	2679	PROKOPYEV Ivan	RUS	14 SEP 1991	T43	12.04	12.47		

## HEAT 3/3 Start Time: 19:15

Lane	Bib	Name	NPC Code	Date of Birth	Sport Class	PB	SB	Result	Rank
3	2439	HARUTA Jun	JPN	26 JUL 1978	T44	11.95	12.35		
4	2088	OLIVEIRA Andre	BRA	6 SEP 1972	T44	12.04	12.38		
5	2636	FOURIE Arnu	RSA	23 APR 1985	T44	11.09	11.09		
6	2125	McQUEEN Alister	CAN	19 JUN 1991	T44	11.72	11.72		
7	2818	BROWNE Richard	USA	9 JUL 1991	T44	11.16	11.16		
8	2712	BAUSCH Christoph	SUI	15 OCT 1984	T44	11.80	11.80		

Qualification: First 2 in each heat and the next 2 fastest advance to the Final.

## LEGEND

PB Personal Best SB Season's Best

revised due to updated schedule



Olympic Stadium

THU 6 SEP 2012  
20:12

Athletics

Men's 100m — T46

Final



## Results

<b>WORLD RECORD</b>	<b>10.72</b>	<b>AJIBOLA Adeoye</b>	NGR	Barcelona (ESP)	6 SEP 1992
<b>PARALYMPIC RECORD</b>	<b>10.72</b>	<b>AJIBOLA Adeoye</b>	NGR	Barcelona (ESP)	6 SEP 1992

Wind: +0.2m/s

Rank	Bib	Name	NPC Code	Date of Birth	Sport Class	Lane	Result
1	2176	ZHAO Xu	CHN	16 NOV 1985	T45	5	<b>11.05</b> RR
2	2210	GONZALEZ ISIDORIA Raciol	CUB	31 MAR 1991	T46	6	<b>11.08</b>
3	2303	ABIDOGUN Ola	GBR	3 AUG 1993	T46	7	<b>11.23</b>
4	2570	GALADIMA Suwaibidu	NGR	31 AUG 1992	T46	3	<b>11.31</b>
5	2455	TAGAWA Tomoki	JPN	6 FEB 1986	T46	9	<b>11.32</b>
6	2571	JOHNWILL Frank	NGR	23 JAN 1987	T46	8	<b>11.34</b>
7	2591	KOMPAON Francis	PNG	16 JAN 1986	T46	2	<b>12.28</b>
8	2086	NASCIMENTO Yohansson	BRA	25 SEP 1987	T45	4	<b>1:30.79</b>

### Weather conditions

Temperature: 21 °C      Humidity: 39 %      Conditions: Sky Clear

<b>LEGEND</b>
RR      Regional Record



Olympic Stadium

THU 6 SEP 2012  
20:12

Athletics

Men's 100m — T46

Final



### Start List

<b>WORLD RECORD</b>	<b>10.72</b>	<b>AJIBOLA Adeoye</b>	NGR	Barcelona (ESP)	6 SEP 1992
<b>PARALYMPIC RECORD</b>	<b>10.72</b>	<b>AJIBOLA Adeoye</b>	NGR	Barcelona (ESP)	6 SEP 1992

Lane	Bib	Name	NPC Code	Date of Birth	Sport Class	PB	SB	Result	Rank
2	2591	KOMPAON Francis	PNG	16 JAN 1986	T46	11.21	11.21		
3	2570	GALADIMA Suwaibidu	NGR	31 AUG 1992	T46	10.81	11.24		
4	2086	NASCIMENTO Yohansson	BRA	25 SEP 1987	T45	10.94	10.94		
5	2176	ZHAO Xu	CHN	16 NOV 1985	T45	11.04	11.06		
6	2210	GONZALEZ ISIDORIA Raciél	CUB	31 MAR 1991	T46	10.97	10.97		
7	2303	ABIDOGUN Ola	GBR	3 AUG 1993	T46	11.05	11.05		
8	2571	JOHNWILL Frank	NGR	23 JAN 1987	T46	11.03	11.12		
9	2455	TAGAWA Tomoki	JPN	6 FEB 1986	T46	11.26	11.29		

<b>LEGEND</b>	
<b>PB</b>	Personal Best
<b>SB</b>	Season's Best



## Results

<b>WORLD RECORD</b>	<b>10.72</b>	<b>AJIBOLA Adeoye</b>	NGR	Barcelona (ESP)	6 SEP 1992
<b>PARALYMPIC RECORD</b>	<b>10.72</b>	<b>AJIBOLA Adeoye</b>	NGR	Barcelona (ESP)	6 SEP 1992

HEAT 1/3 Start Time: 11:55 Wind: 0.0 m/s

Rank	Bib	Name	NPC Code	Date of Birth	Sport Class	Lane	Result	
1	2176	ZHAO Xu	CHN	16 NOV 1985	T45	5	11.06	Q PR,RR
2	2571	JOHNWILL Frank	NGR	23 JAN 1987	T46	3	11.12	Q SB
3	2675	NOSULENKO Yury	RUS	9 MAR 1988	T46	4	11.26	SB
4	2485	ALKHALDI Saeed	KSA	1 JUN 1983	T46	8	11.41	SB
5	2876	MUJAJI Elliot	ZIM	25 DEC 1971	T46	2	13.12	SB
6	2030	COLE Gabriel	AUS	15 JAN 1992	T46	6	17.82	
	2551	SACKO Mahamane	MLI	3 MAR 1988	T46	7 F <sup>1</sup>	DQ	IPC 17.8
	2183	NOUMBO Kouame Jean-Luc	CIV	3 JAN 1983	T46	9	DNS	

HEAT 2/3 Start Time: 12:02 Wind: +0.2 m/s

Rank	Bib	Name	NPC Code	Date of Birth	Sport Class	Lane	Result	
1	2086	NASCIMENTO Yohansson	BRA	25 SEP 1987	T45	3	10.94	Q WR
2	2210	GONZALEZ ISIDORIA Raciél	CUB	31 MAR 1991	T46	6	10.97	Q PB
3	2591	KOMPAON Francis	PNG	16 JAN 1986	T46	5	11.21	q PB
4	2570	GALADIMA Suwaibidu	NGR	31 AUG 1992	T46	2	11.24	q SB
5	2217	ARESTI Antonis	CYP	15 FEB 1983	T46	8	11.34	
6	2643	RADEBE Samkelo	RSA	8 MAY 1989	T45	9	11.53	
7	2694	KAMARA Mohamed	SLE	1 JAN 1989	T46	4	11.97	SB
	2283	ASSOUMANI Arnaud	FRA	4 SEP 1985	T46	7	DNS	

HEAT 3/3 Start Time: 12:09 Wind: +0.6 m/s

Rank	Bib	Name	NPC Code	Date of Birth	Sport Class	Lane	Result	
1	2303	ABIDOGUN Ola	GBR	3 AUG 1993	T46	3	11.21	Q
2	2455	TAGAWA Tomoki	JPN	6 FEB 1986	T46	8	11.29	Q SB
3	2569	ADEDEJI Saidi	NGR	10 DEC 1980	T46	2	11.35	SB
4	2101	SOUZA Antonio	BRA	11 AUG 1971	T46	4	11.36	
5	2170	YAO Jianjun	CHN	26 MAR 1988	T46	5	11.43	SB
6	2587	TAPIA Roger	PHI	29 NOV 1990	T46	7	11.75	
7	2576	MAMOUDOU TAMANGUE Ibrahim	NIG	11 JAN 1986	T46	6	12.29	SB

Qualification: First 2 in each heat (Q) and the next 2 fastest (q) advance to the Final.

## Weather conditions at the beginning of the 1st heat

Temperature: 18 °C Humidity: 83 % Conditions: Sunny

NOTES  
IPC 17.8 - False start individual event

LEGEND							
DNS	Did Not Start	DQ	Disqualified	Fn	False start	PB	Personal Best
PR	Paralympic Record	Q	Qualified by place	q	Qualified by time	RR	Regional Record
SB	Season's Best	WR	World Record				





Olympic Stadium

THU 6 SEP 2012

Athletics

Men's 100m — T46

Round 1



## Start List

<b>WORLD RECORD</b>	<b>10.72</b>	<b>AJIBOLA Adeoye</b>	NGR	Barcelona (ESP)	6 SEP 1992
<b>PARALYMPIC RECORD</b>	<b>10.72</b>	<b>AJIBOLA Adeoye</b>	NGR	Barcelona (ESP)	6 SEP 1992

## HEAT 1/3 Start Time: 11:55

Lane	Bib	Name	NPC Code	Date of Birth	Sport Class	PB	SB	Result	Rank
2	2876	MUJAJI Elliot	ZIM	25 DEC 1971	T46				
3	2571	JOHNWILL Frank	NGR	23 JAN 1987	T46	11.03			
4	2675	NOSULENKO Yury	RUS	9 MAR 1988	T46	11.10	11.32		
5	2176	ZHAO Xu	CHN	16 NOV 1985	T45	11.04			
6	2030	COLE Gabriel	AUS	15 JAN 1992	T46	11.13	11.13		
7	2551	SACKO Mahamane	MLI	3 MAR 1988	T46				
8	2485	ALKHALDI Saeed	KSA	1 JUN 1983	T46	11.34	11.54		
9	2183	NOUMBO Kouame Jean-Luc	CIV	3 JAN 1983	T46	11.16	11.32		

## HEAT 2/3 Start Time: 12:02

Lane	Bib	Name	NPC Code	Date of Birth	Sport Class	PB	SB	Result	Rank
2	2570	GALADIMA Suwaibidu	NGR	31 AUG 1992	T46	10.81			
3	2086	NASCIMENTO Yohansson	BRA	25 SEP 1987	T45	10.98	11.19		
4	2694	KAMARA Mohamed	SLE	1 JAN 1989	T46				
5	2591	KOMPAON Francis	PNG	16 JAN 1986	T46	11.27	11.32		
6	2210	GONZALEZ ISIDORIA Raciél	CUB	31 MAR 1991	T46	11.03			
7	2283	ASSOUMANI Arnaud	FRA	4 SEP 1985	T46	11.18			
8	2217	ARESTI Antonis	CYP	15 FEB 1983	T46	11.08	11.23		
9	2643	RADEBE Samkelo	RSA	8 MAY 1989	T45	11.10	11.39		

## HEAT 3/3 Start Time: 12:09

Lane	Bib	Name	NPC Code	Date of Birth	Sport Class	PB	SB	Result	Rank
2	2569	ADEDEJI Saidi	NGR	10 DEC 1980	T46	11.21			
3	2303	ABIDOGUN Ola	GBR	3 AUG 1993	T46	11.05	11.05		
4	2101	SOUZA Antonio	BRA	11 AUG 1971	T46	11.11	11.34		
5	2170	YAO Jianjun	CHN	26 MAR 1988	T46	11.24			
6	2576	MAMOUDOU TAMANGUE Ibrahim	NIG	11 JAN 1986	T46				
7	2587	TAPIA Roger	PHI	29 NOV 1990	T46	11.55	11.55		
8	2455	TAGAWA Tomoki	JPN	6 FEB 1986	T46	11.26	11.32		

Qualification: First 2 in each heat and the next 2 fastest advance to the Final.

## LEGEND

**PB** Personal Best      **SB** Season's Best



Olympic Stadium

FRI 7 SEP 2012

Athletics

Men's 100m — T42

Round 1



## Results

<b>WORLD RECORD</b>	<b>12.14</b>	<b>CONNOR Earle</b>	CAN	Leverkusen (GER)	1 JUN 2002
<b>PARALYMPIC RECORD</b>	<b>12.32</b>	<b>CONNOR Earle</b>	CAN	Beijing (CHN)	14 SEP 2008

HEAT 1/2 Start Time: 10:15 Wind: +0.5 m/s

Rank	Bib	Name	NPC Code	Date of Birth	Sport Class	Lane	Result	
1	2340	POPOW Heinrich	GER	14 JUL 1983	T42	3	12.43	Q RR
2	2042	REARDON Scott	AUS	15 MAY 1990	T42	5	12.45	Q PB
3	2328	WHITEHEAD Richard	GBR	19 JUL 1976	T42	7	12.97	Q PB
4	2845	VANCE Shaquille	USA	22 MAR 1991	T42	8	13.17	q
5	2421	SVEINSSON Helgi	ISL	11 JUN 1979	T42	6	15.64	
6	2022	PILGRIM Jamol Allan	ANT	24 JAN 1991	T42	4	15.76	SB

HEAT 2/2 Start Time: 10:22 Wind: +0.1 m/s

Rank	Bib	Name	NPC Code	Date of Birth	Sport Class	Lane	Result	
1	2335	CZYZ Wojtek	GER	30 JUL 1980	T42	3	12.53	Q SB
2	2114	CONNOR Earle	CAN	30 JUL 1976	T42	5	12.56	Q
3	2290	KAYITARE Clavel	FRA	1 JAN 1986	T42	4	12.59	Q PB
4	2460	YAMAMOTO Atsushi	JPN	19 APR 1982	T42	8	12.87	q RR
5	2233	JORGENSEN Daniel	DEN	3 JUN 1993	T42	7	13.21	PB
6	2824	GARCIA-TOLSON Rudy	USA	14 SEP 1988	T42	6	13.77	PB

Qualification: First 3 in each heat (Q) and the next 2 fastest (q) advance to the Final.

## Weather conditions at the beginning of the 1st heat

Temperature: 16 °C Humidity: 68 % Conditions: Sunny

LEGEND	
<b>PB</b>	Personal Best
<b>SB</b>	Season's Best
<b>Q</b>	Qualified by place
<b>q</b>	Qualified by time
<b>RR</b>	Regional Record




Olympic Stadium

FRI 7 SEP 2012

Athletics

Men's 100m — T42

Round 1



## Start List

<b>WORLD RECORD</b>	<b>12.14</b>	<b>CONNOR Earle</b>	CAN	Leverkusen (GER)	1 JUN 2002
<b>PARALYMPIC RECORD</b>	<b>12.32</b>	<b>CONNOR Earle</b>	CAN	Beijing (CHN)	14 SEP 2008

## HEAT 1/2 Start Time: 10:15

Lane	Bib	Name	NPC Code	Date of Birth	Sport Class	PB	SB	Result	Rank
3	2340	POPOW Heinrich	GER	14 JUL 1983	T42	12.29	12.64		
4	2022	PILGRIM Jamol Allan	ANT	24 JAN 1991	T42				
5	2042	REARDON Scott	AUS	15 MAY 1990	T42	12.72	12.72		
6	2421	SVEINSSON Helgi	ISL	11 JUN 1979	T42	14.82	14.82		
7	2328	WHITEHEAD Richard	GBR	19 JUL 1976	T42	13.33	13.33		
8	2845	VANCE Shaquille	USA	22 MAR 1991	T42	12.99	13.08		

## HEAT 2/2 Start Time: 10:22

Lane	Bib	Name	NPC Code	Date of Birth	Sport Class	PB	SB	Result	Rank
3	2335	CZYZ Wojtek	GER	30 JUL 1980	T42	12.26			
4	2290	KAYITARE Clavel	FRA	1 JAN 1986	T42	12.60	12.92		
5	2114	CONNOR Earle	CAN	30 JUL 1976	T42	12.14	12.45		
6	2824	GARCIA-TOLSON Rudy	USA	14 SEP 1988	T42	13.90	13.90		
7	2233	JORGENSEN Daniel	DEN	3 JUN 1993	T42	13.31	13.59		
8	2460	YAMAMOTO Atsushi	JPN	19 APR 1982	T42	12.73	12.94		

Qualification: First 3 in each heat and the next 2 fastest advance to the Final.

## LEGEND

**PB** Personal Best      **SB** Season's Best



Olympic Stadium

MON 3 SEP 2012  
19:10

Athletics

Men's 100m — T51

Final



## Results

<b>WORLD RECORD</b>	<b>21.11</b>	<b>PIISPANEN Toni</b>	FIN	Pratteln (SUI)	17 MAY 2012
<b>PARALYMPIC RECORD</b>	<b>23.16</b>	<b>DODSON Bart</b>	USA	Barcelona (ESP)	10 SEP 1992

Wind: 0.0m/s

Rank	Bib	Name	NPC Code	Date of Birth	Sport Class	Lane	Result
1	2277	PIISPANEN Toni	FIN	24 JUL 1976	T51	5	<b>21.72</b> PR
2	2425	de VIDI Alvise	ITA	30 APR 1966	T51	6	<b>22.60</b>
3	2006	BERRAHAL Mohamed	ALG	24 MAY 1979	T51	8	<b>22.97</b> RR
4	2539	NAVARRO SANCHEZ Edgar Cesareo	MEX	25 MAY 1971	T51	3	<b>23.35</b>
5	2320	OSBORNE Stephen	GBR	26 MAR 1963	T51	4	<b>23.40</b>
6	2634	du PREEZ Pieter	RSA	14 JAN 1980	T51	2	<b>24.21</b>
7	2405	McCARTHY John	IRL	20 APR 1974	T51	7	<b>25.53</b>
8	2444	INOUE Satoshi	JPN	8 JUN 1978	T51	9	<b>26.11</b>

### Weather conditions

Temperature: 17 °C      Humidity: 82 %      Conditions: Sunny

### LEGEND

**PR** Paralympic Record      **RR** Regional Record




Olympic Stadium

MON 3 SEP 2012  
19:10

Athletics

Men's 100m — T51

Final



## Start List

**REVISED**  
2 SEP 13:59

<b>WORLD RECORD</b>	<b>21.11</b>	<b>PIISPANEN Toni</b>	FIN	Pratteln (SUI)	17 MAY 2012
<b>PARALYMPIC RECORD</b>	<b>23.16</b>	<b>DODSON Bart</b>	USA	Barcelona (ESP)	10 SEP 1992

Lane	Bib	Name	NPC Code	Date of Birth	Sport Class	PB	SB	Result	Rank
2	2634	du PREEZ Pieter	RSA	14 JAN 1980	T51	23.26	23.30		
3	2539	NAVARRO SANCHEZ Edgar Cesareo	MEX	25 MAY 1971	T51	21.67	22.43		
4	2320	OSBORNE Stephen	GBR	26 MAR 1963	T51	22.28	22.28		
5	2277	PIISPANEN Toni	FIN	24 JUL 1976	T51	21.11	21.11		
6	2425	de VIDI Alvise	ITA	30 APR 1966	T51	22.14	22.14		
7	2405	McCARTHY John	IRL	20 APR 1974	T51	24.81	24.81		
8	2006	BERRAHAL Mohamed	ALG	24 MAY 1979	T51	22.94	22.94		
9	2444	INOUE Satoshi	JPN	8 JUN 1978	T51	23.78	25.66		

### LEGEND

**PB** Personal Best      **SB** Season's Best

Start time changed.



Olympic Stadium

SUN 2 SEP 2012  
19:42

Athletics

Men's 100m — T52

Final



## Results

<b>WORLD RECORD</b>	<b>16.73</b>	<b>NITZ Paul</b>	USA	Nottwil (SUI)	20 MAY 2012
<b>PARALYMPIC RECORD</b>	<b>16.79</b>	<b>MARTIN Raymond</b>	USA	London (GBR)	2 SEP 2012

Wind: +0.1m/s

Rank	Bib	Name	NPC Code	Date of Birth	Sport Class	Lane	Result
1	2831	<b>MARTIN Raymond</b>	USA	2 JAN 1994	T52	4	<b>17.02</b>
2	2534	<b>HERNANDEZ MONDRAGON Salvador</b>	MEX	31 DEC 1963	T52	5	<b>17.64</b>
3	2833	<b>NITZ Paul</b>	USA	9 MAR 1969	T52	7	<b>17.99</b>
4	2713	<b>BOESCH Beat</b>	SUI	27 NOV 1971	T52	6	<b>18.41</b>
5	2446	<b>ITO Tomoya</b>	JPN	16 AUG 1963	T52	2	<b>18.74</b>
6	2839	<b>ROBERTS Josh</b>	USA	2 JAN 1982	T52	9	<b>18.86</b>
7	2052	<b>GEIERSPICHLER Thomas</b>	AUT	14 APR 1976	T52	3	<b>19.01</b>
8	2750	<b>RUNGSRI Peth</b>	THA	2 MAY 1982	T52	8	<b>19.05</b>

### Weather conditions

Temperature: 18 °C      Humidity: 80 %      Conditions: Cloudy



Olympic Stadium

SUN 2 SEP 2012  
19:42

Athletics

Men's 100m — T52

Final



## Start List

<b>WORLD RECORD</b>	<b>16.73</b>	<b>NITZ Paul</b>	USA	Nottwil (SUI)	20 MAY 2012
<b>PARALYMPIC RECORD</b>	<b>16.79</b>	<b>MARTIN Raymond</b>	USA	London (GBR)	2 SEP 2012

Lane	Bib	Name	NPC Code	Date of Birth	Sport Class	PB	SB	Result	Rank
2	2446	ITO Tomoya	JPN	16 AUG 1963	T52	17.49	18.35		
3	2052	GEIERSPICHLER Thomas	AUT	14 APR 1976	T52	18.46	18.46		
4	2831	MARTIN Raymond	USA	2 JAN 1994	T52	16.79	16.79		
5	2534	HERNANDEZ MONDRAGON Salvador	MEX	31 DEC 1963	T52	17.06	17.06		
6	2713	BOESCH Beat	SUI	27 NOV 1971	T52	16.98	17.99		
7	2833	NITZ Paul	USA	9 MAR 1969	T52	16.73	16.73		
8	2750	RUNGSRI Peth	THA	2 MAY 1982	T52	18.53	18.53		
9	2839	ROBERTS Josh	USA	2 JAN 1982	T52	18.36	18.36		

### LEGEND

**PB** Personal Best      **SB** Season's Best




Olympic Stadium

SUN 2 SEP 2012

Athletics

Men's 100m — T52

Round 1



## Results

<b>WORLD RECORD</b>	<b>16.73</b>	<b>NITZ Paul</b>	USA	Nottwil (SUI)	20 MAY 2012
<b>PARALYMPIC RECORD</b>	<b>16.79</b>	<b>MARTIN Raymond</b>	USA		2 SEP 2012

HEAT 1/2 Start Time: 11:55 Wind: +1.5 m/s

Rank	Bib	Name	NPC Code	Date of Birth	Sport Class	Lane	Result	
1	2831	MARTIN Raymond	USA	2 JAN 1994	T52	4	16.79	Q PR
2	2534	HERNANDEZ MONDRAGON Salvador	MEX	31 DEC 1963	T52	6	17.34	Q
3	2839	ROBERTS Josh	USA	2 JAN 1982	T52	5	18.36	Q PB
4	2052	GEIERSPICHLER Thomas	AUT	14 APR 1976	T52	8	18.67	q
5	2038	McINTOSH Sam	AUS	13 JUL 1990	T52	7	18.70	SB
6	2456	TAKADA Toshihiro	JPN	9 SEP 1965	T52	3	19.63	SB

HEAT 2/2 Start Time: 12:01 Wind: -0.1 m/s

Rank	Bib	Name	NPC Code	Date of Birth	Sport Class	Lane	Result	
1	2833	NITZ Paul	USA	9 MAR 1969	T52	7	17.11	Q
2	2713	BOESCH Beat	SUI	27 NOV 1971	T52	6	17.99	Q SB
3	2750	RUNGSRI Peth	THA	2 MAY 1982	T52	5	18.53	Q PB
4	2446	ITO Tomoya	JPN	16 AUG 1963	T52	4	18.65	q
5	2458	UEYONABARU Hirokazu	JPN	22 MAY 1971	T52	3	19.86	

Qualification: First 3 in each heat (Q) and the next 2 fastest (q) advance to the Final.

## Weather conditions at the beginning of the 1st heat

Temperature: 15 °C Humidity: 86 % Conditions: Cloudy

LEGEND	
<b>PB</b>	Personal Best
<b>SB</b>	Season's Best
<b>PR</b>	Paralympic Record
<b>Q</b>	Qualified by place
<b>q</b>	Qualified by time





Olympic Stadium

SUN 2 SEP 2012

Athletics

Men's 100m — T52

Round 1



### Start List

<b>WORLD RECORD</b>	<b>16.73</b>	<b>NITZ Paul</b>	USA	Nottwil (SUI)	20 MAY 2012
<b>PARALYMPIC RECORD</b>	<b>17.47</b>	<b>BERGERON Dean</b>	CAN	Beijing (CHN)	13 SEP 2008

HEAT 1/2 Start Time: 11:55

Lane	Bib	Name	NPC Code	Date of Birth	Sport Class	PB	SB	Result	Rank
3	2456	TAKADA Toshihiro	JPN	9 SEP 1965	T52	19.39			
4	2831	MARTIN Raymond	USA	2 JAN 1994	T52	17.36	17.36		
5	2839	ROBERTS Josh	USA	2 JAN 1982	T52	18.56	18.56		
6	2534	HERNANDEZ MONDRAGON Salvador	MEX	31 DEC 1963	T52	17.06	17.06		
7	2038	McINTOSH Sam	AUS	13 JUL 1990	T52	18.12			
8	2052	GEIERSPICHLER Thomas	AUT	14 APR 1976	T52	18.46	18.46		

HEAT 2/2 Start Time: 12:01

Lane	Bib	Name	NPC Code	Date of Birth	Sport Class	PB	SB	Result	Rank
3	2458	UEYONABARU Hirokazu	JPN	22 MAY 1971	T52	18.39	19.84		
4	2446	ITO Tomoya	JPN	16 AUG 1963	T52	17.49	18.35		
5	2750	RUNGSRI Peth	THA	2 MAY 1982	T52	18.76	18.76		
6	2713	BOESCH Beat	SUI	27 NOV 1971	T52	16.98	18.00		
7	2833	NITZ Paul	USA	9 MAR 1969	T52	16.73	16.73		

Qualification: First 3 in each heat and the next 2 fastest advance to the Final.

LEGEND

**PB** Personal Best                      **SB** Season's Best





Olympic Stadium

MON 3 SEP 2012  
19:20

Athletics

Men's 100m — T53

Final



## Results

<b>WORLD RECORD</b>	<b>14.47</b>	<b>BUSHELL Mickey</b>	GBR	Arbon (SUI)	24 JUN 2010
<b>PARALYMPIC RECORD</b>	<b>14.75</b>	<b>BUSHELL Mickey</b>	GBR		3 SEP 2012

Wind: +0.2m/s

Rank	Bib	Name	NPC Code	Date of Birth	Sport Class	Lane	Result
1	2307	<b>BUSHELL Mickey</b>	GBR	8 JUN 1990	T53	5	<b>14.75</b> PR
2	2177	<b>ZHAO Yufei</b>	CHN	11 NOV 1988	T53	7	<b>15.09</b> PB
3	2171	<b>YU Shiran</b>	CHN	5 NOV 1984	T53	6	<b>15.20</b>
4	2096	<b>SILVA Ariosvaldo Fernandes</b>	BRA	23 DEC 1976	T53	9	<b>15.31</b>
5	2123	<b>LAKATOS Brent</b>	CAN	1 JUN 1980	T53	4	<b>15.31</b>
6	2842	<b>SIEMANN Brian</b>	USA	7 OCT 1989	T53	8	<b>15.39</b>
7	2487	<b>ALADWANI Hamad N M E</b>	KUW	27 DEC 1972	T53	3	<b>15.47</b> PB
8	2813	<b>ABBOTT Zach</b>	USA	31 OCT 1990	T53	2	<b>15.51</b>

### Weather conditions

Temperature: 25 °C      Humidity: 39 %      Conditions: Sunny

### LEGEND

**PB** Personal Best      **PR** Paralympic Record



Olympic Stadium

MON 3 SEP 2012  
19:20

Athletics

Men's 100m — T53

Final



## Start List

<b>WORLD RECORD</b>	<b>14.47</b>	<b>BUSHELL Mickey</b>	GBR	Arbon (SUI)	24 JUN 2010
<b>PARALYMPIC RECORD</b>	<b>14.81</b>	<b>YU Shiran</b>	CHN	Beijing (CHN)	16 SEP 2008

Lane	Bib	Name	NPC Code	Date of Birth	Sport Class	PB	SB	Result	Rank
2	2813	ABBOTT Zach	USA	31 OCT 1990	T53	15.01	15.01		
3	2487	ALADWANI Hamad N M E	KUW	27 DEC 1972	T53	15.48	15.48		
4	2123	LAKATOS Brent	CAN	1 JUN 1980	T53	14.76	14.76		
5	2307	BUSHELL Mickey	GBR	8 JUN 1990	T53	14.38	14.38		
6	2171	YU Shiran	CHN	5 NOV 1984	T53	15.06	15.06		
7	2177	ZHAO Yufei	CHN	11 NOV 1988	T53	15.15	15.15		
8	2842	SIEMANN Brian	USA	7 OCT 1989	T53	14.83	14.83		
9	2096	SILVA Ariosvaldo Fernandes	BRA	23 DEC 1976	T53	14.77	14.77		

### LEGEND

**PB** Personal Best                      **SB** Season's Best




Olympic Stadium

MON 3 SEP 2012

Athletics

Men's 100m — T53

Round 1



## Results

<b>WORLD RECORD</b>	<b>14.47</b>	<b>BUSHELL Mickey</b>	GBR	Arbon (SUI)	24 JUN 2010
<b>PARALYMPIC RECORD</b>	<b>14.81</b>	<b>YU Shiran</b>	CHN	Beijing (CHN)	16 SEP 2008

HEAT 1/2 Start Time: 10:15 Wind: +0.3 m/s

Rank	Bib	Name	NPC Code	Date of Birth	Sport Class	Lane	Result	
1	2307	BUSHELL Mickey	GBR	8 JUN 1990	T53	3	<b>14.86</b>	Q
2	2171	YU Shiran	CHN	5 NOV 1984	T53	2	<b>15.06</b>	Q PB
3	2842	SIEMANN Brian	USA	7 OCT 1989	T53	4	<b>15.32</b>	Q
4	2788	BANI HASHEM Mohamed	UAE	11 FEB 1985	T53	6	<b>16.01</b>	
5	2742	INTASEN Sopa	THA	25 MAR 1982	T53	7	<b>16.23</b>	SB
6	2481	JUNG Dong Ho	KOR	11 JAN 1975	T53	8	<b>16.24</b>	
7	2449	MATSUNAGA Hitoshi	JPN	15 SEP 1972	T53	5	<b>16.79</b>	

HEAT 2/2 Start Time: 10:21 Wind: -0.1 m/s

Rank	Bib	Name	NPC Code	Date of Birth	Sport Class	Lane	Result	
1	2123	LAKATOS Brent	CAN	1 JUN 1980	T53	7	<b>15.00</b>	Q
2	2177	ZHAO Yufei	CHN	11 NOV 1988	T53	3	<b>15.15</b>	Q PB
3	2096	SILVA Ariosvaldo Fernandes	BRA	23 DEC 1976	T53	4	<b>15.22</b>	Q
4	2487	ALADWANI Hamad N M E	KUW	27 DEC 1972	T53	2	<b>15.62</b>	q
5	2813	ABBOTT Zach	USA	31 OCT 1990	T53	6	<b>15.82</b>	q
6	2746	KRUNGGET Pichet	THA	16 MAR 1975	T53	5	<b>16.49</b>	SB

Qualification: First 3 in each heat (Q) and the next 2 fastest (q) advance to the Final.

## Weather conditions at the beginning of the 1st heat

Temperature: 17 °C Humidity: 82 % Conditions: Sunny

LEGEND							
PB	Personal Best	Q	Qualified by place	q	Qualified by time	SB	Season's Best



Olympic Stadium

MON 3 SEP 2012

Athletics

Men's 100m — T53

Round 1



### Start List

<b>WORLD RECORD</b>	<b>14.47</b>	<b>BUSHELL Mickey</b>	GBR	Arbon (SUI)	24 JUN 2010
<b>PARALYMPIC RECORD</b>	<b>14.81</b>	<b>YU Shiran</b>	CHN	Beijing (CHN)	16 SEP 2008

HEAT 1/2 Start Time: 10:15

Lane	Bib	Name	NPC Code	Date of Birth	Sport Class	PB	SB	Result	Rank
2	2171	YU Shiran	CHN	5 NOV 1984	T53	15.22	15.65		
3	2307	BUSHELL Mickey	GBR	8 JUN 1990	T53	14.38	14.38		
4	2842	SIEMANN Brian	USA	7 OCT 1989	T53	14.83	14.83		
5	2449	MATSUNAGA Hitoshi	JPN	15 SEP 1972	T53	15.71	16.06		
6	2788	BANI HASHEM Mohamed	UAE	11 FEB 1985	T53	15.43	15.43		
7	2742	INTASEN Sopa	THA	25 MAR 1982	T53	15.35			
8	2481	JUNG Dong Ho	KOR	11 JAN 1975	T53	15.51	15.58		

HEAT 2/2 Start Time: 10:21

Lane	Bib	Name	NPC Code	Date of Birth	Sport Class	PB	SB	Result	Rank
2	2487	ALADWANI Hamad N M E	KUW	27 DEC 1972	T53	15.48	15.48		
3	2177	ZHAO Yufei	CHN	11 NOV 1988	T53	15.34	15.80		
4	2096	SILVA Ariosvaldo Fernandes	BRA	23 DEC 1976	T53	14.77	14.77		
5	2746	KRUNGGET Pichet	THA	16 MAR 1975	T53	15.25			
6	2813	ABBOTT Zach	USA	31 OCT 1990	T53	15.01	15.01		
7	2123	LAKATOS Brent	CAN	1 JUN 1980	T53	14.76	14.76		

Qualification: First 3 in each heat and the next 2 fastest advance to the Final.

<b>LEGEND</b>	
<b>PB</b> Personal Best	<b>SB</b> Season's Best



Olympic Stadium

SUN 2 SEP 2012  
20:35

Athletics

Men's 100m — T54

Final



## Results

<b>WORLD RECORD</b>	<b>13.63</b>	<b>TAHTI Leo Pekka</b>	FIN	London (GBR)	1 SEP 2012
<b>PARALYMPIC RECORD</b>	<b>13.63</b>	<b>TAHTI Leo Pekka</b>	FIN	London (GBR)	1 SEP 2012

Wind: -0.1m/s

Rank	Bib	Name	NPC Code	Date of Birth	Sport Class	Lane	Result
1	2278	TAHTI Leo Pekka	FIN	22 JUN 1983	T54	4	<b>13.79</b>
2	2152	LIU Yang	CHN	10 APR 1990	T54	6	<b>13.92</b>
3	2744	KONJEN Saichon	THA	30 MAR 1983	T54	5	<b>14.10</b> =PB
4	2134	CUI Yanfeng	CHN	9 OCT 1987	T54	7	<b>14.11</b>
5	2343	SCHUH Marc	GER	12 AUG 1989	T54	8	<b>14.61</b>
6	2127	THOM Curtis	CAN	13 JUN 1986	T54	2	<b>14.74</b>
7	2745	KOYSUB Supachai	THA	15 JUL 1977	T54	9	<b>14.74</b>
8	2565	van WEEGHEL Kenny	NED	16 SEP 1980	T54	3	<b>14.87</b>

### Weather conditions

Temperature: 18 °C

Humidity: 80 %

Conditions: Cloudy

### LEGEND

=PB Equal Personal Best




Olympic Stadium

SUN 2 SEP 2012  
20:35

Athletics

Men's 100m — T54

Final



## Start List

<b>WORLD RECORD</b>	<b>13.63</b>	<b>TAHTI Leo Pekka</b>	FIN	London (GBR)	1 SEP 2012
<b>PARALYMPIC RECORD</b>	<b>13.63</b>	<b>TAHTI Leo Pekka</b>	FIN	London (GBR)	1 SEP 2012

Lane	Bib	Name	NPC Code	Date of Birth	Sport Class	PB	SB	Result	Rank
2	2127	THOM Curtis	CAN	13 JUN 1986	T54	14.35	14.35		
3	2565	van WEEGHEL Kenny	NED	16 SEP 1980	T54	13.78	14.21		
4	2278	TAHTI Leo Pekka	FIN	22 JUN 1983	T54	13.63	13.63		
5	2744	KONJEN Saichon	THA	30 MAR 1983	T54	14.10	14.16		
6	2152	LIU Yang	CHN	10 APR 1990	T54	13.91	13.91		
7	2134	CUI Yanfeng	CHN	9 OCT 1987	T54	14.00	14.00		
8	2343	SCHUH Marc	GER	12 AUG 1989	T54	14.09	14.18		
9	2745	KOYSUB Supachai	THA	15 JUL 1977	T54	14.02	14.43		

### LEGEND

**PB** Personal Best                      **SB** Season's Best



## Results

<b>WORLD RECORD</b>	<b>13.63</b>	<b>TAHTI Leo Pekka</b>	FIN	London (GBR)	1 SEP 2012
<b>PARALYMPIC RECORD</b>	<b>13.63</b>	<b>TAHTI Leo Pekka</b>	FIN		1 SEP 2012

HEAT 1/3 Start Time: 12:25 Wind: +0.7 m/s

Rank	Bib	Name	NPC Code	Date of Birth	Sport Class	Lane	Result	
1	2152	LIU Yang	CHN	10 APR 1990	T54	5	<b>13.91</b>	Q RR
2	2744	KONJEN Saichon	THA	30 MAR 1983	T54	7	<b>14.16</b>	Q SB
3	2565	van WEEGHEL Kenny	NED	16 SEP 1980	T54	2	<b>14.21</b>	q SB
4	2729	ALMERS Niklas	SWE	4 OCT 1991	T54	4	<b>14.89</b>	
5	2531	GANDARILLA FERNANDEZ Pedro	MEX	26 NOV 1990	T54	3	<b>14.93</b>	
6	2275	MATTILA Esa-Pekka	FIN	7 MAR 1989	T54	6	<b>14.99</b>	SB
7	2350	BOTSYO Nkegbe	GHA	2 JUL 1979	T54	8	<b>15.52</b>	

HEAT 2/3 Start Time: 12:31 Wind: +1.0 m/s

Rank	Bib	Name	NPC Code	Date of Birth	Sport Class	Lane	Result	
1	2278	TAHTI Leo Pekka	FIN	22 JUN 1983	T54	6	<b>13.63</b>	Q WR
2	2745	KOYSUB Supachai	THA	15 JUL 1977	T54	3	<b>14.43</b>	Q SB
3	2127	THOM Curtis	CAN	13 JUN 1986	T54	5	<b>14.47</b>	q RR
4	2762	AOUADI Ahmed	TUN	3 DEC 1978	T54	8	<b>14.51</b>	SB
5	2790	VAHDANI Mohammad	UAE	23 OCT 1979	T54	4	<b>14.52</b>	
6	2039	NICHOLSON Richard	AUS	30 JUN 1970	T54	7	<b>15.23</b>	
7	2246	MORALES GARCIA Luis Hector	ESA	20 OCT 1988	T54	2	<b>17.62</b>	SB

HEAT 3/3 Start Time: 12:38 Wind: +1.3 m/s

Rank	Bib	Name	NPC Code	Date of Birth	Sport Class	Lane	Result	
1	2134	CUI Yanfeng	CHN	9 OCT 1987	T54	4	<b>14.00</b>	Q PB
2	2343	SCHUH Marc	GER	12 AUG 1989	T54	5	<b>14.18</b>	Q SB
3	2748	NAMLUN Sukhum	THA	5 OCT 1985	T54	8	<b>14.49</b>	PB
4	2029	CAMERON Matthew	AUS	20 SEP 1985	T54	3	<b>14.51</b>	
5	2529	CERVANTES GARCIA Juan Pablo	MEX	23 JUN 1992	T54	9	<b>15.10</b>	
6	2124	MATHIESON Colin	CAN	1 APR 1979	T54	7	<b>15.25</b>	
7	2302	JARJU Demba	GAM	18 MAR 1989	T54	6	<b>18.84</b>	SB
8	2301	MABICKA Thierry	GAB	24 JAN 1976	T54	2	<b>21.42</b>	SB

Qualification: First 2 in each heat (Q) and the next 2 fastest (q) advance to the Final.

## Weather conditions at the beginning of the 1st heat

Temperature: 15 °C Humidity: 72 % Conditions: Partly cloudy

## LEGEND

<b>PB</b>	Personal Best	<b>Q</b>	Qualified by place	<b>q</b>	Qualified by time	<b>RR</b>	Regional Record
<b>SB</b>	Season's Best	<b>WR</b>	World Record				





Olympic Stadium

SAT 1 SEP 2012

Athletics

Men's 100m — T54

Round 1



## Start List

<b>WORLD RECORD</b>	<b>13.76</b>	<b>TAHTI Leo Pekka</b>	FIN	Beijing (CHN)	15 SEP 2008
<b>PARALYMPIC RECORD</b>	<b>13.76</b>	<b>TAHTI Leo Pekka</b>	FIN	Beijing (CHN)	15 SEP 2008

## HEAT 1/3 Start Time: 12:25

Lane	Bib	Name	NPC Code	Date of Birth	Sport Class	PB	SB	Result	Rank
2	2565	van WEEGHEL Kenny	NED	16 SEP 1980	T54	13.78	14.32		
3	2531	GANDARILLA FERNANDEZ Pedro	MEX	26 NOV 1990	T54	14.57	14.57		
4	2729	ALMERS Niklas	SWE	4 OCT 1991	T54	14.68	14.73		
5	2152	LIU Yang	CHN	10 APR 1990	T54	14.07	14.07		
6	2275	MATTILA Esa-Pekka	FIN	7 MAR 1989	T54	14.23	15.07		
7	2744	KONJEN Saichon	THA	30 MAR 1983	T54	14.10			
8	2350	BOTSYO Nkegbe	GHA	2 JUL 1979	T54	14.62	14.62		

## HEAT 2/3 Start Time: 12:31

Lane	Bib	Name	NPC Code	Date of Birth	Sport Class	PB	SB	Result	Rank
2	2246	MORALES GARCIA Luis Hector	ESA	20 OCT 1988	T54				
3	2745	KOYSUB Supachai	THA	15 JUL 1977	T54	14.02			
4	2790	VAHDANI Mohammad	UAE	23 OCT 1979	T54	14.01	14.35		
5	2127	THOM Curtis	CAN	13 JUN 1986	T54	14.35	14.35		
6	2278	TAHTI Leo Pekka	FIN	22 JUN 1983	T54	13.78	13.78		
7	2039	NICHOLSON Richard	AUS	30 JUN 1970	T54	14.62	14.62		
8	2762	AOUADI Ahmed	TUN	3 DEC 1978	T54	14.37	14.66		

## HEAT 3/3 Start Time: 12:38

Lane	Bib	Name	NPC Code	Date of Birth	Sport Class	PB	SB	Result	Rank
2	2301	MABICKA Thierry	GAB	24 JAN 1976	T54				
3	2029	CAMERON Matthew	AUS	20 SEP 1985	T54	14.50	14.50		
4	2134	CUI Yanfeng	CHN	9 OCT 1987	T54	14.73	14.73		
5	2343	SCHUH Marc	GER	12 AUG 1989	T54	14.09	14.31		
6	2302	JARJU Demba	GAM	18 MAR 1989	T54				
7	2124	MATHIESON Colin	CAN	1 APR 1979	T54	14.11	14.91		
8	2748	NAMLUN Sukhum	THA	5 OCT 1985	T54	14.60	14.60		
9	2529	CERVANTES GARCIA Juan Pablo	MEX	23 JUN 1992	T54	14.13	14.13		

Qualification: First 2 in each heat and the next 2 fastest advance to the Final.

## LEGEND

**PB** Personal Best      **SB** Season's Best



Olympic Stadium

TUE 4 SEP 2012  
20:15

Athletics

Men's 200m — T11

Final



## Results

<b>WORLD RECORD</b>	<b>22.48</b>	<b>PRADO Lucas</b>	BRA	Beijing (CHN)	13 SEP 2008
<b>PARALYMPIC RECORD</b>	<b>22.48</b>	<b>PRADO Lucas</b>	BRA	Beijing (CHN)	13 SEP 2008

Wind: -0.3m/s

Rank	Bib	Name	NPC Code	Date of Birth	Sport Class	Lane	Reaction Time	Result
1	2085	<b>GOMES Felipe</b> Guide SOUZA LOPES Leonardo	BRA BRA	26 APR 1986 2 APR 1987	T11	8	0.218	<b>22.97</b> =PB
2	2098	<b>SILVA Daniel</b> Guide de OLIVEIRA SALES Heitor	BRA BRA	15 JUN 1979 28 DEC 1984	T11	4	0.153	<b>22.99</b>
3	2020	<b>ARMANDO Jose Sayovo</b> Guide PALANCA Nicolau	ANG ANG	3 MAR 1973 15 NOV 1988	T11	6	0.187	<b>23.10</b>
4	2090	<b>PRADO Lucas</b> Guide BARBOSA dos SANTOS Justino	BRA BRA	27 MAY 1985 8 FEB 1985	T11	2	0.162	<b>23.15</b>

### Weather conditions

Temperature: 24 °C      Humidity: 57 %      Conditions: Cloudy

### LEGEND

=PB Equal Personal Best




Olympic Stadium

TUE 4 SEP 2012  
20:15

Athletics

Men's 200m — T11

Final



## Start List

<b>WORLD RECORD</b>	<b>22.48</b>	<b>PRADO Lucas</b>	BRA	Beijing (CHN)	13 SEP 2008
<b>PARALYMPIC RECORD</b>	<b>22.48</b>	<b>PRADO Lucas</b>	BRA	Beijing (CHN)	13 SEP 2008

Lane	Bib	Name	NPC Code	Date of Birth	Sport Class	PB	SB	Result	Rank
1	2090	PRADO Lucas	BRA	27 MAY 1985	T11	22.85	22.92		
		Guide BARBOSA dos SANTOS Justino	BRA	8 FEB 1985					
3	2098	SILVA Daniel	BRA	15 JUN 1979	T11	22.84	22.84		
		Guide de OLIVEIRA SALES Heitor	BRA	28 DEC 1984					
5	2020	ARMANDO Jose Sayovo	ANG	3 MAR 1973	T11	22.84	22.84		
		Guide PALANCA Nicolau	ANG	15 NOV 1988					
7	2085	GOMES Felipe	BRA	26 APR 1986	T11	22.97	22.97		
		Guide SOUZA LOPES Leonardo	BRA	2 APR 1987					

### LEGEND

**PB** Personal Best                      **SB** Season's Best




Olympic Stadium

TUE 4 SEP 2012

Athletics

Men's 200m — T11

Semifinals



## Results

REVISED  
4 SEP 13:21

<b>WORLD RECORD</b>	<b>22.48</b>	<b>PRADO Lucas</b>	BRA	Beijing (CHN)	13 SEP 2008
<b>PARALYMPIC RECORD</b>	<b>22.48</b>	<b>PRADO Lucas</b>	BRA	Beijing (CHN)	13 SEP 2008

SEMIFINAL 1/3 Start Time: 12:18 Wind: +0.5 m/s

Rank	Bib	Name	NPC Code	Date of Birth	Sport Class	Lane	Reaction Time	Result	
1	2085	<b>GOMES Felipe</b>	BRA	26 APR 1986	T11	6	0.182	<b>22.97</b>	Q PB
		Guide SOUZA LOPES Leonardo	BRA	2 APR 1987					
2	2060	<b>MURADOV Elchin</b>	AZE	1 SEP 1989	T11	3	0.171	<b>23.41</b>	RR
		Guide SETIN Pavel	AZE	17 SEP 1988					
3	2817	<b>BROWN David</b>	USA	19 OCT 1992	T11	8	0.163	<b>23.47</b>	
		Guide SLADE Rolland	USA	1 MAR 1985					
4	2168	<b>XUE Lei</b>	CHN	25 JAN 1988	T11	2	0.159	<b>25.91</b>	
		Guide WANG Lin	CHN	6 OCT 1988					

SEMIFINAL 2/3 Start Time: 12:27 Wind: -0.1 m/s

Rank	Bib	Name	NPC Code	Date of Birth	Sport Class	Lane	Reaction Time	Result	
1	2098	<b>SILVA Daniel</b>	BRA	15 JUN 1979	T11	6	0.158	<b>22.84</b>	Q PB
		Guide de OLIVEIRA SALES Heitor	BRA	28 DEC 1984					
2	2155	<b>SHANG Baolong</b>	CHN	5 SEP 1987	T11	4	0.169	<b>23.22</b>	RR
		Guide SHI Yang	CHN	7 JAN 1992					
	2292	<b>MAKUNDA Gauthier Tresor</b>	FRA	15 SEP 1983	T11	1	F <sup>1</sup>	<b>DQ</b>	IPC 17.8 2.13 (5)
		Guide LANEYRIE Antoine	FRA	10 JUN 1988					
	2212	<b>IZNAGA Arian</b>	CUB	14 JAN 1978	T11	8		<b>DNS</b>	
		Guide PEREZ GOMEZ Yaseen	CUB	22 OCT 1980					

SEMIFINAL 3/3 Start Time: 12:37 Wind: -1.5 m/s

Rank	Bib	Name	NPC Code	Date of Birth	Sport Class	Lane	Reaction Time	Result	
1	2020	<b>ARMANDO Jose Sayovo</b>	ANG	3 MAR 1973	T11	8	0.185	<b>22.84</b>	Q PB
		Guide PALANCA Nicolau	ANG	15 NOV 1988					
2	2090	<b>PRADO Lucas</b>	BRA	27 MAY 1985	T11	4	0.173	<b>22.92</b>	q SB
		Guide BARBOSA dos SANTOS Justino	BRA	8 FEB 1985					
3	2558	<b>SHIKONGO Ananias</b>	NAM	21 JUL 1986	T11	6	0.214	<b>23.20</b>	
		Guide TJIVIJU Even	NAM	2 FEB 1992					
4	2616	<b>BAPTISTA Firmino</b>	POR	13 OCT 1977	T11	2	0.176	<b>24.06</b>	
		Guide VITAL Ivo	POR	9 AUG 1988					

Qualification: First in each heat (Q) and the next 1 fastest (q) advance to the Final.

## Weather conditions at the beginning of the 1st heat

Temperature: 16 °C Humidity: 87 % Conditions: Partly cloudy

## NOTES

IPC 2.13 (5) - Warning/Disqualification from an event/Disqualification for unsporting or improper behaviour.  
IPC 17.8 - False start individual event

## LEGEND

<b>DNS</b>	Did Not Start	<b>DQ</b>	Disqualified	<b>Fn</b>	False start	<b>PB</b>	Personal Best
<b>Q</b>	Qualified by place	<b>q</b>	Qualified by time	<b>RR</b>	Regional Record	<b>SB</b>	Season's Best

Disqualification rule added



Olympic Stadium

TUE 4 SEP 2012

Athletics

Men's 200m — T11

Semifinals



## Start List

<b>WORLD RECORD</b>	<b>22.48</b>	<b>PRADO Lucas</b>	BRA	Beijing (CHN)	13 SEP 2008
<b>PARALYMPIC RECORD</b>	<b>22.48</b>	<b>PRADO Lucas</b>	BRA	Beijing (CHN)	13 SEP 2008

## SEMIFINAL 1/3

Start Time: 11:53

Lane	Bib	Name	NPC Code	Date of Birth	Sport Class	PB	SB	Result	Rank
1	2168	XUE Lei	CHN	25 JAN 1988	T11	23.22	23.22		
		Guide WANG Lin	CHN	6 OCT 1988					
3	2060	MURADOV Elchin	AZE	1 SEP 1989	T11	23.14	23.49		
		Guide SETIN Pavel	AZE	17 SEP 1988					
5	2085	GOMES Felipe	BRA	26 APR 1986	T11	22.99	22.99		
		Guide SOUZA LOPES Leonardo	BRA	2 APR 1987					
7	2817	BROWN David	USA	19 OCT 1992	T11	23.40	23.40		
		Guide SLADE Rolland	USA	1 MAR 1985					

## SEMIFINAL 2/3

Start Time: 12:00

Lane	Bib	Name	NPC Code	Date of Birth	Sport Class	PB	SB	Result	Rank
1	2292	MAKUNDA Gauthier Tresor	FRA	15 SEP 1983	T11	23.67	23.67		
		Guide LANEYRIE Antoine	FRA	10 JUN 1988					
3	2155	SHANG Baolong	CHN	5 SEP 1987	T11	23.43	23.43		
		Guide SHI Yang	CHN	7 JAN 1992					
5	2098	SILVA Daniel	BRA	15 JUN 1979	T11	23.02	23.16		
		Guide de OLIVEIRA SALES Heitor	BRA	28 DEC 1984					
7	2212	IZNAGA Arian	CUB	14 JAN 1978	T11	23.31	23.77		
		Guide PEREZ GOMEZ Yaseen	CUB	22 OCT 1980					

## SEMIFINAL 3/3

Start Time: 12:07

Lane	Bib	Name	NPC Code	Date of Birth	Sport Class	PB	SB	Result	Rank
1	2616	BAPTISTA Firmino	POR	13 OCT 1977	T11	24.00	24.00		
		Guide VITAL Ivo	POR	9 AUG 1988					
3	2090	PRADO Lucas	BRA	27 MAY 1985	T11	22.85	22.96		
		Guide BARBOSA dos SANTOS Justino	BRA	8 FEB 1985					
5	2558	SHIKONGO Ananias	NAM	21 JUL 1986	T11	23.02	23.02		
		Guide TJIVIJU Even	NAM	2 FEB 1992					
7	2020	ARMANDO Jose Sayovo	ANG	3 MAR 1973	T11	23.06	23.07		
		Guide PALANCA Nicolau	ANG	15 NOV 1988					

Qualification: First in each heat and the next 1 fastest advance to the Final.

## LEGEND

PB Personal Best SB Season's Best




Olympic Stadium

MON 3 SEP 2012

Athletics

Men's 200m — T11

Round 1



## Results

<b>WORLD RECORD</b>	<b>22.48</b>	<b>PRADO Lucas</b>	BRA	Beijing (CHN)	13 SEP 2008
<b>PARALYMPIC RECORD</b>	<b>22.48</b>	<b>PRADO Lucas</b>	BRA	Beijing (CHN)	13 SEP 2008

HEAT 1/5 Start Time: 21:16 Wind: -0.1 m/s

Rank	Bib	Name	NPC Code	Date of Birth	Sport Class	Lane	Reaction Time	Result	
1	2060	<b>MURADOV Elchin</b>	AZE	1 SEP 1989	T11	5	0.168	<b>23.49</b>	Q RR
		Guide SETIN Pavel	AZE	17 SEP 1988					
2	2292	<b>MAKUNDA Gauthier Tresor</b>	FRA	15 SEP 1983	T11	7	0.148	<b>23.67</b>	q PB
		Guide LANEYRIE Antoine	FRA	10 JUN 1988					
3	2743	<b>JORCHUY Kitsana</b>	THA	23 JUL 1976	T11	2	0.147	<b>24.31</b>	SB
		Guide SRIKHAMPHAN Patchai	THA	11 JUL 1981					
4	2572	<b>ROTAWO Olusegun Francis</b>	NGR	26 JUN 1981	T11	4	0.192	<b>24.40</b>	
		Guide OLALLEYE Taiwo	NGR	23 MAR 1991					

HEAT 2/5 Start Time: 21:22 Wind: 0.0 m/s

Rank	Bib	Name	NPC Code	Date of Birth	Sport Class	Lane	Reaction Time	Result	
1	2155	<b>SHANG Baolong</b>	CHN	5 SEP 1987	T11	6	0.160	<b>23.43</b>	Q RR
		Guide SHI Yang	CHN	7 JAN 1992					
2	2817	<b>BROWN David</b>	USA	19 OCT 1992	T11	4	0.174	<b>23.54</b>	q
		Guide SLADE Rolland	USA	1 MAR 1985					
3	2212	<b>IZNAGA Arian</b>	CUB	14 JAN 1978	T11	8	0.170	<b>23.77</b>	q SB
		Guide PEREZ GOMEZ Yaseen	CUB	22 OCT 1980					
4	2568	<b>RANA Bikram Bahadur</b>	NEP	28 SEP 1980	T11	2	0.210	<b>26.95</b>	PB

HEAT 3/5 Start Time: 21:28 Wind: -0.1 m/s

Rank	Bib	Name	NPC Code	Date of Birth	Sport Class	Lane	Reaction Time	Result	
1	2090	<b>PRADO Lucas</b>	BRA	27 MAY 1985	T11	6	0.193	<b>22.96</b>	Q SB
		Guide BARBOSA dos SANTOS Justino	BRA	8 FEB 1985					
2	2558	<b>SHIKONGO Ananias</b>	NAM	21 JUL 1986	T11	8	0.180	<b>23.02</b>	q PB
		Guide TJIVIJU Even	NAM	2 FEB 1992					
3	2168	<b>XUE Lei</b>	CHN	25 JAN 1988	T11	4	0.182	<b>23.66</b>	q
		Guide WANG Lin	CHN	6 OCT 1988					

HEAT 4/5 Start Time: 21:34 Wind: -0.3 m/s

Rank	Bib	Name	NPC Code	Date of Birth	Sport Class	Lane	Reaction Time	Result	
1	2085	<b>GOMES Felipe</b>	BRA	26 APR 1986	T11	4	0.188	<b>22.99</b>	Q PB
		Guide SOUZA LOPES Leonardo	BRA	2 APR 1987					
2	2020	<b>ARMANDO Jose Sayovo</b>	ANG	3 MAR 1973	T11	6	0.177	<b>23.07</b>	q SB
		Guide PALANCA Nicolau	ANG	15 NOV 1988					
3	2827	<b>GILLETTE Elexis</b>	USA	19 OCT 1984	T11	1	0.196	<b>25.42</b>	SB
		Guide WILLIAMS Wesley	USA	13 AUG 1982					
4	2552	<b>BULANDE Pita Rondao</b>	MOZ	10 NOV 1993	T11	8	0.164	<b>26.68</b>	SB
		Guide MACUNGO Fernando Lucas	MOZ	12 JAN 1991					

HEAT 5/5 Start Time: 21:40 Wind: 0.0 m/s

Rank	Bib	Name	NPC Code	Date of Birth	Sport Class	Lane	Reaction Time	Result	
1	2098	<b>SILVA Daniel</b>	BRA	15 JUN 1979	T11	4	0.156	<b>23.29</b>	Q
		Guide de OLIVEIRA SALES Heitor	BRA	28 DEC 1984					
2	2616	<b>BAPTISTA Firmino</b>	POR	13 OCT 1977	T11	6	0.189	<b>24.00</b>	q PB
		Guide VITAL Ivo	POR	9 AUG 1988					
3	2021	<b>SANTOS Octavio Angelo Dos</b>	ANG	2 SEP 1981	T11	8	0.210	<b>24.31</b>	SB
		Guide MARITI Abel Pires Maquina	ANG	7 JUL 1977					

Qualification: First in each heat (Q) and the next 7 fastest (q) advance to the Semifinals.




Olympic Stadium

MON 3 SEP 2012

Athletics

Men's 200m — T11

Round 1



## Results

### Weather conditions at the beginning of the 1st heat

Temperature: 25 °C Humidity: 39 % Conditions: Sky Clear

#### LEGEND

<b>PB</b>	Personal Best	<b>Q</b>	Qualified by place	<b>q</b>	Qualified by time	<b>RR</b>	Regional Record
<b>SB</b>	Season's Best						




Olympic Stadium

MON 3 SEP 2012

Athletics

Men's 200m — T11

Round 1



## Start List

<b>WORLD RECORD</b>	<b>22.48</b>	<b>PRADO Lucas</b>	BRA	Beijing (CHN)	13 SEP 2008
<b>PARALYMPIC RECORD</b>	<b>22.48</b>	<b>PRADO Lucas</b>	BRA	Beijing (CHN)	13 SEP 2008

## HEAT 1/5 Start Time: 21:16

Lane	Bib	Name	NPC Code	Date of Birth	Sport Class	PB	SB	Result	Rank
1	2743	JORCHUY Kitsana	THA	23 JUL 1976	T11	24.08			
		Guide SRIKHAMPAN Patchai	THA	11 JUL 1981					
3	2572	ROTAWO Olusegun Francis	NGR	26 JUN 1981	T11	23.59	23.59		
		Guide OLALEYE Taiwo	NGR	23 MAR 1991					
5	2060	MURADOV Elchin	AZE	1 SEP 1989	T11	23.14	23.87		
		Guide SETIN Pavel	AZE	17 SEP 1988					
7	2292	MAKUNDA Gauthier Tresor	FRA	15 SEP 1983	T11	24.28			
		Guide LANEYRIE Antoine	FRA	10 JUN 1988					

## HEAT 2/5 Start Time: 21:22

Lane	Bib	Name	NPC Code	Date of Birth	Sport Class	PB	SB	Result	Rank
1	2568	RANA Bikram Bahadur	NEP	28 SEP 1980	T11	27.31			
3	2817	BROWN David	USA	19 OCT 1992	T11	23.40	23.40		
		Guide SLADE Rolland	USA	1 MAR 1985					
5	2155	SHANG Baolong	CHN	5 SEP 1987	T11	23.92	23.92		
		Guide SHI Yang	CHN	7 JAN 1992					
7	2212	IZNAGA Arian	CUB	14 JAN 1978	T11	23.31			
		Guide PEREZ GOMEZ Yaseen	CUB	22 OCT 1980					

## HEAT 3/5 Start Time: 21:28

Lane	Bib	Name	NPC Code	Date of Birth	Sport Class	PB	SB	Result	Rank
3	2168	XUE Lei	CHN	25 JAN 1988	T11	23.22	23.22		
		Guide WANG Lin	CHN	6 OCT 1988					
5	2090	PRADO Lucas	BRA	27 MAY 1985	T11	22.85	24.45		
		Guide BARBOSA dos SANTOS Justino	BRA	8 FEB 1985					
7	2558	SHIKONGO Ananias	NAM	21 JUL 1986	T11	24.64	25.06		
		Guide TJIVIJU Even	NAM	2 FEB 1992					

## HEAT 4/5 Start Time: 21:34

Lane	Bib	Name	NPC Code	Date of Birth	Sport Class	PB	SB	Result	Rank
1	2827	GILLETTE Elexis	USA	19 OCT 1984	T11	23.74			
		Guide WILLIAMS Wesley	USA	13 AUG 1982					
3	2085	GOMES Felipe	BRA	26 APR 1986	T11	23.69	23.69		
		Guide SOUZA LOPES Leonardo	BRA	2 APR 1987					
5	2020	ARMANDO Jose Sayovo	ANG	3 MAR 1973	T11	23.06	23.72		
		Guide PALANCA Nicolau	ANG	15 NOV 1988					
7	2552	BULANDE Pita Rondao	MOZ	10 NOV 1993	T11				
		Guide MACUNGO Fernando Lucas	MOZ	12 JAN 1991					

## HEAT 5/5 Start Time: 21:40

Lane	Bib	Name	NPC Code	Date of Birth	Sport Class	PB	SB	Result	Rank
3	2098	SILVA Daniel	BRA	15 JUN 1979	T11	23.02	23.16		
		Guide de OLIVEIRA SALES Heitor	BRA	28 DEC 1984					
5	2616	BAPTISTA Firmino	POR	13 OCT 1977	T11	24.52	24.52		
		Guide VITAL Ivo	POR	9 AUG 1988					
7	2021	SANTOS Octavio Angelo Dos	ANG	2 SEP 1981	T11	23.35	24.58		
		Guide MARITI Abel Pires Maquina	ANG	7 JUL 1977					

Qualification: First in each heat and the next 7 fastest advance to the Semifinals.





Olympic Stadium

MON 3 SEP 2012

Athletics

Men's 200m — T11

Round 1



## Start List

**LEGEND**

**PB** Personal Best

**SB** Season's Best



Olympic Stadium

SAT 8 SEP 2012  
20:20

Athletics

Men's 200m — T12

Final



## Results

<b>WORLD RECORD</b>	<b>21.77</b>	<b>ADESOSJI Adekunle</b>	NGR	Athens (GRE)	24 SEP 2004
<b>PARALYMPIC RECORD</b>	<b>21.77</b>	<b>ADESOSJI Adekunle</b>	NGR	Athens (GRE)	24 SEP 2004

Wind: +1.0m/s

Rank	Bib	Name	NPC Code	Date of Birth	Sport Class	Lane	Reaction Time	Result
1	2600	MICHALSKI Mateusz	POL	29 AUG 1987	T12	7	0.148	<b>21.56</b> WR
2	2684	TRIKOLICH Fedor	RUS	2 MAR 1985	T12	5	0.144	<b>21.81</b> PB
3	2148	LI Yansong	CHN	17 JUN 1982	T12	3	0.173	<b>22.04</b> RR
4	2637	LANGENHOVEN Hilton	RSA	21 JUN 1983	T12	1	0.191	<b>22.29</b>

### Weather conditions

Temperature: 27 °C      Humidity: 25 %      Conditions: Partly cloudy

### LEGEND

**PB** Personal Best      **RR** Regional Record      **WR** World Record




Olympic Stadium

SAT 8 SEP 2012  
20:20

Athletics

Men's 200m — T12

Final



## Start List

<b>WORLD RECORD</b>	<b>21.77</b>	<b>ADESOJI Adekunle</b>	NGR	Athens (GRE)	24 SEP 2004
<b>PARALYMPIC RECORD</b>	<b>21.77</b>	<b>ADESOJI Adekunle</b>	NGR	Athens (GRE)	24 SEP 2004

Lane	Bib	Name	NPC Code	Date of Birth	Sport Class	PB	SB	Result	Rank
1	2637	LANGENHOVEN Hilton	RSA	21 JUN 1983	T12	22.24	22.24		
3	2148	LI Yansong	CHN	17 JUN 1982	T12	22.07	22.07		
5	2684	TRIKOLICH Fedor	RUS	2 MAR 1985	T12	21.94	21.94		
7	2600	MICHALSKI Mateusz	POL	29 AUG 1987	T12	22.03	22.09		

### LEGEND

**PB** Personal Best                      **SB** Season's Best




Olympic Stadium

FRI 7 SEP 2012

Athletics

Men's 200m — T12

Semifinals



## Results

<b>WORLD RECORD</b>	<b>21.77</b>	<b>ADESOJI Adekunle</b>	NGR	Athens (GRE)	24 SEP 2004
<b>PARALYMPIC RECORD</b>	<b>21.77</b>	<b>ADESOJI Adekunle</b>	NGR	Athens (GRE)	24 SEP 2004

SEMIFINAL 1/3 Start Time: 19:00 Wind: +0.5 m/s

Rank	Bib	Name	NPC Code	Date of Birth	Sport Class	Lane	Reaction Time	Result	
1	2637	LANGENHOVEN Hilton	RSA	21 JUN 1983	T12	3	0.196	<b>22.24</b>	Q PB
2	2169	YANG Yuqing	CHN	15 JAN 1982	T12	5	0.187	<b>22.30</b>	PB
3	2768	KHALDI Mahmoud	TUN	6 DEC 1985	T12	7	0.231	<b>22.88</b>	
4	2063	OSMANOV Rza	AZE	26 NOV 1983	T12	1	0.156	<b>23.11</b>	

SEMIFINAL 2/3 Start Time: 19:08 Wind: 0.0 m/s

Rank	Bib	Name	NPC Code	Date of Birth	Sport Class	Lane	Reaction Time	Result	
1	2684	TRIKOLICH Fedor	RUS	2 MAR 1985	T12	3	0.155	<b>21.94</b>	Q PB
2	2600	MICHALSKI Mateusz	POL	29 AUG 1987	T12	5	0.158	<b>22.09</b>	q SB
3	2172	YUAN Yizhi	CHN	18 AUG 1987	T12	7	0.158	<b>22.52</b>	
4	2475	MWENDO Henry Nzungi	KEN	4 AUG 1986	T12	1	0.166	<b>23.24</b>	

SEMIFINAL 3/3 Start Time: 19:16 Wind: 0.0 m/s

Rank	Bib	Name	NPC Code	Date of Birth	Sport Class	Lane	Reaction Time	Result	
1	2148	LI Yansong	CHN	17 JUN 1982	T12	3	0.190	<b>22.07</b>	Q RR
2	2265	RODRIGUEZ Maximiliano	ESP	1 MAR 1988	T12	1	0.168	<b>23.18</b>	
3	2347	ULBRICHT Thomas	GER	10 JUL 1985	T12	5	0.165	<b>23.49</b>	
	2829	JAMISON Josiah	USA	18 AUG 1982	T12	7	0.190	<b>DQ</b>	IPC 18.5
		Guide AVERY Jerome	USA	22 DEC 1978					

Qualification: First in each heat (Q) and the next 1 fastest (q) advance to the Final.

## Weather conditions at the beginning of the 1st heat

Temperature: 26 °C Humidity: 30 % Conditions: Sunny

**NOTES**  
IPC 18.5 - Athlete does not keep his lane from start to finish (except 18.6 (a) or (b))

LEGEND	
<b>DQ</b> Disqualified	<b>PB</b> Personal Best
<b>RR</b> Regional Record	<b>SB</b> Season's Best
<b>Q</b> Qualified by place	<b>q</b> Qualified by time



Olympic Stadium

FRI 7 SEP 2012

Athletics

Men's 200m — T12

Semifinals



## Start List

<b>WORLD RECORD</b>	<b>21.77</b>	<b>ADESOJI Adekunle</b>	NGR	Athens (GRE)	24 SEP 2004
<b>PARALYMPIC RECORD</b>	<b>21.77</b>	<b>ADESOJI Adekunle</b>	NGR	Athens (GRE)	24 SEP 2004

## SEMIFINAL 1/3 Start Time: 19:00

Lane	Bib	Name	NPC Code	Date of Birth	Sport Class	PB	SB	Result	Rank
1	2063	OSMANOV Rza	AZE	26 NOV 1983	T12	22.69	22.85		
3	2637	LANGENHOVEN Hilton	RSA	21 JUN 1983	T12	22.25	22.44		
5	2169	YANG Yuqing	CHN	15 JAN 1982	T12	22.41	22.41		
7	2768	KHALDI Mahmoud	TUN	6 DEC 1985	T12	22.63	22.63		

## SEMIFINAL 2/3 Start Time: 19:08

Lane	Bib	Name	NPC Code	Date of Birth	Sport Class	PB	SB	Result	Rank
1	2475	MWENDO Henry Nzungi	KEN	4 AUG 1986	T12	22.81	22.88		
3	2684	TRIKOLICH Fedor	RUS	2 MAR 1985	T12	22.47	22.47		
5	2600	MICHALSKI Mateusz	POL	29 AUG 1987	T12	22.03	22.13		
7	2172	YUAN Yizhi	CHN	18 AUG 1987	T12	22.48	22.48		

## SEMIFINAL 3/3 Start Time: 19:16

Lane	Bib	Name	NPC Code	Date of Birth	Sport Class	PB	SB	Result	Rank
1	2265	RODRIGUEZ Maximiliano	ESP	1 MAR 1988	T12	22.87	22.87		
3	2148	LI Yansong	CHN	17 JUN 1982	T12	22.40	22.40		
5	2347	ULBRICHT Thomas	GER	10 JUL 1985	T12	22.56	22.56		
7	2829	JAMISON Josiah	USA	18 AUG 1982	T12	22.52	22.52		
		Guide AVERY Jerome	USA	22 DEC 1978					

Qualification: First in each heat and the next 1 fastest advance to the Final.

## LEGEND

**PB** Personal Best                      **SB** Season's Best




Olympic Stadium

FRI 7 SEP 2012

Athletics

Men's 200m — T12

Round 1



## Results

REVISED  
7 SEP 13:44

<b>WORLD RECORD</b>	<b>21.77</b>	<b>ADESOJI Adekunle</b>	NGR	Athens (GRE)	24 SEP 2004
<b>PARALYMPIC RECORD</b>	<b>21.77</b>	<b>ADESOJI Adekunle</b>	NGR	Athens (GRE)	24 SEP 2004

HEAT 1/5		Start Time: 11:05				Wind: -0.2 m/s		
Rank	Bib	Name	NPC Code	Date of Birth	Sport Class	Lane	Reaction Time	Result
1	2347	ULBRICHT Thomas	GER	10 JUL 1985	T12	3	0.143	<b>22.56</b> Q =PB
2	2768	KHALDI Mahmoud	TUN	6 DEC 1985	T12	1	0.232	<b>22.63</b> q PB
3	2265	RODRIGUEZ Maximiliano	ESP	1 MAR 1988	T12	7	0.166	<b>22.87</b> q PB
4	2100	SIQUEIRA Thierb	BRA	12 FEB 1990	T12	5	0.196	<b>23.60</b> SB
		Guide PEREIRA MANARIN Roger	BRA	15 SEP 1981				

HEAT 2/5		Start Time: 11:14				Wind: -0.2 m/s		
Rank	Bib	Name	NPC Code	Date of Birth	Sport Class	Lane	Reaction Time	Result
1	2637	LANGENHOVEN Hilton	RSA	21 JUN 1983	T12	3	0.209	<b>22.44</b> Q SB
2	2829	JAMISON Josiah	USA	18 AUG 1982	T12	1	0.199	<b>22.52</b> q PB
		Guide AVERY Jerome	USA	22 DEC 1978				
3	2624	POTRA Gabriel	POR	27 JUN 1980	T12	7	0.156	<b>23.64</b> SB
		Guide PACHECO Ricardo	POR	31 OCT 1983				
	2286	DELEPLACE Hyacinthe	FRA	25 JUN 1989	T12	5	0.176	<b>DQ</b> IPC 7.8
		Guide ONEZOU Edgar	FRA	5 APR 1980				

HEAT 3/5		Start Time: 11:23				Wind: +1.3 m/s		
Rank	Bib	Name	NPC Code	Date of Birth	Sport Class	Lane	Reaction Time	Result
1	2600	MICHALSKI Mateusz	POL	29 AUG 1987	T12	1	0.148	<b>22.13</b> Q SB
2	2684	TRIKOLICH Fedor	RUS	2 MAR 1985	T12	3	0.137	<b>22.47</b> q PB
3	2415	KADHIM Ahmed Abdul Amir	IRQ	9 FEB 1995	T12	7	0.193	<b>23.16</b> PB
4	2255	DESGARREGA PUIGDEVALL G.	ESP	2 MAY 1994	T12	5	0.165	<b>23.19</b> PB
		Guide GUERRERO DIAZ Alejandro	ESP	18 JUN 1989				

HEAT 4/5		Start Time: 11:32				Wind: +0.1 m/s		
Rank	Bib	Name	NPC Code	Date of Birth	Sport Class	Lane	Reaction Time	Result
1	2169	YANG Yuqing	CHN	15 JAN 1982	T12	1	0.178	<b>22.41</b> Q PB
2	2532	GONZALEZ SAUCEDA Jorge B.	MEX	30 DEC 1993	T12	5	0.216	<b>22.96</b> PB
3	2342	SCHROEDER Matthias	GER	24 SEP 1982	T12	3	0.155	<b>23.32</b>
		Guide SCHNEIDER Tobias	GER	20 AUG 1985				
4	2122	KING Brandon	CAN	19 APR 1991	T12	7	0.218	<b>24.29</b> SB
		Guide HEFFERNAN Andrew	CAN	17 OCT 1988				

HEAT 5/5		Start Time: 11:41				Wind: -0.1 m/s		
Rank	Bib	Name	NPC Code	Date of Birth	Sport Class	Lane	Reaction Time	Result
1	2148	LI Yansong	CHN	17 JUN 1982	T12	5	0.193	<b>22.40</b> Q PB
2	2172	YUAN Yizhi	CHN	18 AUG 1987	T12	3	0.182	<b>22.48</b> q PB
3	2063	OSMANOV Rza	AZE	26 NOV 1983	T12	7	0.153	<b>22.85</b> q SB
4	2475	MWENDO Henry Nzungi	KEN	4 AUG 1986	T12	1	0.189	<b>22.88</b> q SB

Qualification: First in each heat (Q) and the next 7 fastest (q) advance to the Semifinals.




Olympic Stadium

FRI 7 SEP 2012

Athletics

Men's 200m — T12

Round 1



# Results

**REVISED**  
7 SEP 13:44

### Weather conditions at the beginning of the 1st heat

Temperature: 16 °C      Humidity: 68 %      Conditions: Sunny

#### NOTES

IPC 7.8 - Guide runner and athlete more than 50cm apart except in last 10m

#### LEGEND

<b>=PB</b>	Equal Personal Best	<b>DQ</b>	Disqualified	<b>PB</b>	Personal Best	<b>Q</b>	Qualified by place
<b>q</b>	Qualified by time	<b>SB</b>	Season's Best				

Athlete 2122 has been reinstated by decision of the track referee.






Olympic Stadium

FRI 7 SEP 2012

Athletics

Men's 200m — T12

Round 1



## Start List

REVISED  
6 SEP 13:55

<b>WORLD RECORD</b>	<b>21.77</b>	<b>ADESOJI Adekunle</b>	NGR	Athens (GRE)	24 SEP 2004
<b>PARALYMPIC RECORD</b>	<b>21.77</b>	<b>ADESOJI Adekunle</b>	NGR	Athens (GRE)	24 SEP 2004

## HEAT 1/5 Start Time: 11:05

Lane	Bib	Name	NPC Code	Date of Birth	Sport Class	PB	SB	Result	Rank
1	2768	KHALDI Mahmoud	TUN	6 DEC 1985	T12	23.52			
3	2347	ULBRICHT Thomas	GER	10 JUL 1985	T12	22.56	22.56		
5	2100	SIQUEIRA Thierb	BRA	12 FEB 1990	T12	23.18	23.68		
		Guide PEREIRA MANARIN Roger	BRA	15 SEP 1981					
7	2265	RODRIGUEZ Maximiliano	ESP	1 MAR 1988	T12	22.89	23.87		

## HEAT 2/5 Start Time: 11:14

Lane	Bib	Name	NPC Code	Date of Birth	Sport Class	PB	SB	Result	Rank
1	2829	JAMISON Josiah	USA	18 AUG 1982	T12	22.72			
		Guide AVERY Jerome	USA	22 DEC 1978					
3	2637	LANGENHOVEN Hilton	RSA	21 JUN 1983	T12	22.25	22.50		
5	2286	DELEPLACE Hyacinthe	FRA	25 JUN 1989	T12	23.34	23.71		
		Guide ONEZOU Edgar	FRA	5 APR 1980					
7	2624	POTRA Gabriel	POR	27 JUN 1980	T12	23.43	23.78		
		Guide PACHECO Ricardo	POR	31 OCT 1983					

## HEAT 3/5 Start Time: 11:23

Lane	Bib	Name	NPC Code	Date of Birth	Sport Class	PB	SB	Result	Rank
1	2600	MICHALSKI Mateusz	POL	29 AUG 1987	T12	22.03			
3	2684	TRIKOLICH Fedor	RUS	2 MAR 1985	T12	22.68	22.68		
5	2255	DESGARREGA PUIGDEVALL G.	ESP	2 MAY 1994	T12	23.26	23.49		
		Guide GUERRERO DIAZ Alejandro	ESP	18 JUN 1989					
7	2415	KADHIM Ahmed Abdul Amir	IRQ	9 FEB 1995	T12	23.51	24.01		

## HEAT 4/5 Start Time: 11:32

Lane	Bib	Name	NPC Code	Date of Birth	Sport Class	PB	SB	Result	Rank
1	2169	YANG Yuqing	CHN	15 JAN 1982	T12	22.76			
3	2342	SCHROEDER Matthias	GER	24 SEP 1982	T12	22.38	23.18		
		Guide SCHNEIDER Tobias	GER	20 AUG 1985					
5	2532	GONZALEZ SAUCEDA Jorge B.	MEX	30 DEC 1993	T12	23.34	23.34		
7	2122	KING Brandon	CAN	19 APR 1991	T12	24.15	24.62		
		Guide HEFFERNAN Andrew	CAN	17 OCT 1988					

## HEAT 5/5 Start Time: 11:41

Lane	Bib	Name	NPC Code	Date of Birth	Sport Class	PB	SB	Result	Rank
1	2475	MWENDO Henry Nzungi	KEN	4 AUG 1986	T12	22.81			
3	2172	YUAN Yizhi	CHN	18 AUG 1987	T12	22.53	23.25		
5	2148	LI Yansong	CHN	17 JUN 1982	T12	23.14	23.34		
7	2063	OSMANOV Rza	AZE	26 NOV 1983	T12	22.69			

Qualification: First in each heat and the next 7 fastest advance to the Semifinals.

## LEGEND

PB Personal Best SB Season's Best

Start list revised.





Olympic Stadium

FRI 7 SEP 2012  
19:25

Athletics

Men's 200m — T13

Final



## Results

<b>WORLD RECORD</b>	<b>21.43</b>	<b>SMYTH Jason</b>	IRL	Beijing (CHN)	16 SEP 2008
<b>PARALYMPIC RECORD</b>	<b>21.43</b>	<b>SMYTH Jason</b>	IRL	Beijing (CHN)	16 SEP 2008

Wind: -0.3m/s

Rank	Bib	Name	NPC Code	Date of Birth	Sport Class	Lane	Reaction Time	Result
1	2408	SMYTH Jason	IRL	4 JUL 1987	T13	5	0.145	<b>21.05</b> WR
2	2673	LABZIN Alexey	RUS	7 DEC 1978	T13	9	0.141	<b>21.95</b> PB
3	2674	LOGINOV Artem	RUS	23 JUN 1991	T13	8	0.204	<b>22.03</b> PB
4	2687	ZVEREV Alexander	RUS	7 NOV 1989	T13	6	0.146	<b>22.07</b> PB
5	2211	GUTIERREZ Luis Felipe	CUB	9 JAN 1988	T13	4	0.185	<b>22.24</b> SB
6	2641	NTUTU Jonathan	RSA	4 FEB 1986	T13	7	0.171	<b>22.37</b> RR
7	2506	CHAOUI Ayoub	MAR	20 AUG 1990	T13	3	0.167	<b>22.72</b>
8	2364	PROTOS Ioannis	GRE	26 SEP 1982	T13	2	0.161	<b>22.97</b>

### Weather conditions

Temperature: 26 °C      Humidity: 30 %      Conditions: Sunny

### LEGEND

<b>PB</b>	Personal Best	<b>RR</b>	Regional Record	<b>SB</b>	Season's Best	<b>WR</b>	World Record
-----------	---------------	-----------	-----------------	-----------	---------------	-----------	--------------



Olympic Stadium

FRI 7 SEP 2012  
19:25

Athletics

Men's 200m — T13

Final



## Start List

<b>WORLD RECORD</b>	<b>21.43</b>	<b>SMYTH Jason</b>	IRL	Beijing (CHN)	16 SEP 2008
<b>PARALYMPIC RECORD</b>	<b>21.43</b>	<b>SMYTH Jason</b>	IRL	Beijing (CHN)	16 SEP 2008

Lane	Bib	Name	NPC Code	Date of Birth	Sport Class	PB	SB	Result	Rank
2	2364	PROTOS Ioannis	GRE	26 SEP 1982	T13	22.59	22.70		
3	2506	CHAOUI Ayoub	MAR	20 AUG 1990	T13	22.56	22.56		
4	2211	GUTIERREZ Luis Felipe	CUB	9 JAN 1988	T13	22.06	22.35		
5	2408	SMYTH Jason	IRL	4 JUL 1987	T13	21.43	21.48		
6	2687	ZVEREV Alexander	RUS	7 NOV 1989	T13	22.18	22.18		
7	2641	NTUTU Jonathan	RSA	4 FEB 1986	T13	22.40	22.40		
8	2674	LOGINOV Artem	RUS	23 JUN 1991	T13	22.46	22.46		
9	2673	LABZIN Alexey	RUS	7 DEC 1978	T13	22.37	22.44		

### LEGEND

**PB** Personal Best                      **SB** Season's Best




Olympic Stadium

THU 6 SEP 2012

Athletics

Men's 200m — T13

Round 1



## Results

REVISED  
6 SEP 12:31

<b>WORLD RECORD</b>	<b>21.43</b>	<b>SMYTH Jason</b>	IRL	Beijing (CHN)	16 SEP 2008
<b>PARALYMPIC RECORD</b>	<b>21.43</b>	<b>SMYTH Jason</b>	IRL	Beijing (CHN)	16 SEP 2008

HEAT 1/3 Start Time: 11:20 Wind: +1.3 m/s

Rank	Bib	Name	NPC Code	Date of Birth	Sport Class	Lane	Reaction Time	Result	
1	2641	NTUTU Jonathan	RSA	4 FEB 1986	T13	5	0.186	<b>22.40</b>	Q RR
2	2673	LABZIN Alexey	RUS	7 DEC 1978	T13	7	0.166	<b>22.44</b>	Q SB
3	2506	CHAQUI Ayoub	MAR	20 AUG 1990	T13	8	0.183	<b>22.56</b>	q PB
4	2116	DOLFO Braedon Samuel	CAN	28 NOV 1993	T13	6	0.195	<b>23.25</b>	
5	2589	FANNOUNA Mohammed	PLE	3 APR 1980	T13	4	0.169	<b>24.00</b>	
6	2617	CAVACO Hugo	POR	6 OCT 1993	T13	2	0.158	<b>24.22</b>	
	2259	MUNAR MARTINEZ Joan	ESP	1 FEB 1996	T13	3		DNS	

HEAT 2/3 Start Time: 11:27 Wind: +1.5 m/s

Rank	Bib	Name	NPC Code	Date of Birth	Sport Class	Lane	Reaction Time	Result	
1	2687	ZVEREV Alexander	RUS	7 NOV 1989	T13	6	0.164	<b>22.18</b>	Q PB
2	2211	GUTIERREZ Luis Felipe	CUB	9 JAN 1988	T13	4	0.160	<b>22.35</b>	Q SB
3	2364	PROTOS Ioannis	GRE	26 SEP 1982	T13	3	0.186	<b>22.70</b>	q SB
4	2416	KADHIM Hussein	IRQ	13 SEP 1986	T13	2	0.205	<b>23.06</b>	
5	2715	HANDLER Philipp	SUI	8 OCT 1991	T13	9	0.179	<b>23.45</b>	
6	2495	KLAVINS Edgars	LAT	19 SEP 1991	T13	8	0.170	<b>24.35</b>	PB
7	2731	JONSSON Per	SWE	10 FEB 1988	T13	7	0.224	<b>24.42</b>	SB
	2111	ZLATANOV Radoslav	BUL	14 DEC 1987	T13	5		DNS	

HEAT 3/3 Start Time: 11:34 Wind: +0.2 m/s

Rank	Bib	Name	NPC Code	Date of Birth	Sport Class	Lane	Reaction Time	Result	
1	2408	SMYTH Jason	IRL	4 JUL 1987	T13	6	0.169	<b>21.48</b>	Q
2	2674	LOGINOV Artem	RUS	23 JUN 1991	T13	5	0.189	<b>22.46</b>	Q =PB
3	2015	NASSER Djamil	ALG	4 DEC 1991	T13	9	0.181	<b>22.73</b>	PB
4	2079	ANDRADE Andre	BRA	4 JAN 1981	T13	3	0.161	<b>22.96</b>	SB
5	2836	PRICE Markeith	USA	19 MAY 1990	T13	8	0.189	<b>23.55</b>	
6	2747	LAMSAN Songwut	THA	27 MAY 1990	T13	7	0.172	<b>23.73</b>	SB
	2505	AMGUOUN Mohamed	MAR	8 NOV 1988	T13	2	0.187	DNF	
	2732	JONSSON Tobias	SWE	29 FEB 1996	T13	4		DNS	

Qualification: First 2 in each heat (Q) and the next 2 fastest (q) advance to the Final.

## Weather conditions at the beginning of the 1st heat

Temperature: 18 °C Humidity: 83 % Conditions: Sunny

## LEGEND

<b>=PB</b>	Equal Personal Best	<b>DNF</b>	Did Not Finish	<b>DNS</b>	Did Not Start	<b>PB</b>	Personal Best
<b>Q</b>	Qualified by place	<b>q</b>	Qualified by time	<b>RR</b>	Regional Record	<b>SB</b>	Season's Best

PB indicator for athlete 2408 removed.




Olympic Stadium

THU 6 SEP 2012

Athletics

Men's 200m — T13

Round 1



## Start List

<b>WORLD RECORD</b>	<b>21.43</b>	<b>SMYTH Jason</b>	IRL	Beijing (CHN)	16 SEP 2008
<b>PARALYMPIC RECORD</b>	<b>21.43</b>	<b>SMYTH Jason</b>	IRL	Beijing (CHN)	16 SEP 2008

## HEAT 1/3 Start Time: 11:20

Lane	Bib	Name	NPC Code	Date of Birth	Sport Class	PB	SB	Result	Rank
2	2617	CAVACO Hugo	POR	6 OCT 1993	T13	23.87	23.87		
3	2259	MUNAR MARTINEZ Joan	ESP	1 FEB 1996	T13	22.95	22.95		
4	2589	FANNOUNA Mohammed	PLE	3 APR 1980	T13	23.89	23.89		
5	2641	NTUTU Jonathan	RSA	4 FEB 1986	T13	22.52	22.53		
6	2116	DOLFO Braedon Samuel	CAN	28 NOV 1993	T13	23.15	23.15		
7	2673	LABZIN Alexey	RUS	7 DEC 1978	T13	22.37			
8	2506	CHAOUI Ayoub	MAR	20 AUG 1990	T13	23.19			

## HEAT 2/3 Start Time: 11:27

Lane	Bib	Name	NPC Code	Date of Birth	Sport Class	PB	SB	Result	Rank
2	2416	KADHIM Hussein	IRQ	13 SEP 1986	T13	22.72	22.79		
3	2364	PROTOS Ioannis	GRE	26 SEP 1982	T13	22.59	22.75		
4	2211	GUTIERREZ Luis Felipe	CUB	9 JAN 1988	T13	22.06			
5	2111	ZLATANOV Radoslav	BUL	14 DEC 1987	T13	23.33	23.33		
6	2687	ZVEREV Alexander	RUS	7 NOV 1989	T13	22.58			
7	2731	JONSSON Per	SWE	10 FEB 1988	T13	23.81			
8	2495	KLAVINS Edgars	LAT	19 SEP 1991	T13	25.01	25.01		
9	2715	HANDLER Philipp	SUI	8 OCT 1991	T13	23.37	23.37		

## HEAT 3/3 Start Time: 11:34

Lane	Bib	Name	NPC Code	Date of Birth	Sport Class	PB	SB	Result	Rank
2	2505	AMGUOUN Mohamed	MAR	8 NOV 1988	T13	22.64	22.64		
3	2079	ANDRADE Andre	BRA	4 JAN 1981	T13	22.94	23.63		
4	2732	JONSSON Tobias	SWE	29 FEB 1996	T13	24.33	24.33		
5	2674	LOGINOV Artem	RUS	23 JUN 1991	T13	22.46			
6	2408	SMYTH Jason	IRL	4 JUL 1987	T13	21.54			
7	2747	LAMSAN Songwut	THA	27 MAY 1990	T13	23.13			
8	2836	PRICE Markeith	USA	19 MAY 1990	T13	23.15	23.15		
9	2015	NASSER Djamil	ALG	4 DEC 1991	T13	22.79	22.79		

Qualification: First 2 in each heat and the next 2 fastest advance to the Final.

## LEGEND

PB Personal Best SB Season's Best



Olympic Stadium

TUE 4 SEP 2012  
19:53

Athletics

Men's 200m — T34

Final



## Results

<b>WORLD RECORD</b>	<b>27.98</b>	<b>KTILA Walid</b>	TUN	London (GBR)	4 SEP 2012
<b>PARALYMPIC RECORD</b>	<b>27.98</b>	<b>KTILA Walid</b>	TUN	London (GBR)	4 SEP 2012

Wind: -0.4m/s

Rank	Bib	Name	NPC Code	Date of Birth	Sport Class	Lane	Result
1	2770	<b>KTILA Walid</b>	TUN	20 JUL 1985	T34	7	<b>27.98</b> WR
2	2789	<b>HAMMADI Mohamed</b>	UAE	13 JUL 1985	T34	4	<b>28.95</b> SB
3	2037	<b>McCRACKEN Rheed</b>	AUS	20 JAN 1997	T34	6	<b>29.08</b>
4	2717	<b>MITIC Bojan</b>	SUI	27 AUG 1985	T34	5	<b>30.35</b>
5	2838	<b>PRUITT Austin</b>	USA	23 AUG 1994	T34	8	<b>30.55</b>
6	2563	<b>RUSCH Stefan</b>	NED	31 MAY 1993	T34	2	<b>30.63</b>
7	2294	<b>MOBRE Sebastien</b>	FRA	29 JUL 1981	T34	9	<b>30.67</b>
8	2308	<b>CARTER Jamie</b>	GBR	18 NOV 1994	T34	3	<b>30.94</b>

### Weather conditions

Temperature: 24 °C      Humidity: 57 %      Conditions: Cloudy

### LEGEND

**SB** Season's Best      **WR** World Record



Olympic Stadium

TUE 4 SEP 2012  
19:53

Athletics

Men's 200m — T34

Final



## Start List

<b>WORLD RECORD</b>	<b>27.98</b>	<b>KTILA Walid</b>	TUN	London (GBR)	4 SEP 2012
<b>PARALYMPIC RECORD</b>	<b>27.98</b>	<b>KTILA Walid</b>	TUN	London (GBR)	4 SEP 2012

Lane	Bib	Name	NPC Code	Date of Birth	Sport Class	PB	SB	Result	Rank
2	2563	RUSCH Stefan	NED	31 MAY 1993	T34	30.57	30.57		
3	2308	CARTER Jamie	GBR	18 NOV 1994	T34	30.85	30.85		
4	2789	HAMMADI Mohamed	UAE	13 JUL 1985	T34	28.39	29.03		
5	2717	MITIC Bojan	SUI	27 AUG 1985	T34	29.45	29.45		
6	2037	McCRACKEN Rheed	AUS	20 JAN 1997	T34	28.89	28.89		
7	2770	KTILA Walid	TUN	20 JUL 1985	T34	27.68	27.98		
8	2838	PRUITT Austin	USA	23 AUG 1994	T34	29.06	29.06		
9	2294	MOBRE Sebastien	FRA	29 JUL 1981	T34	29.42	29.42		

### LEGEND

**PB** Personal Best                      **SB** Season's Best



Olympic Stadium

TUE 4 SEP 2012

Athletics

Men's 200m — T34

Round 1



## Results

<b>WORLD RECORD</b>	<b>27.98</b>	<b>KTILA Walid</b>	TUN	London (GBR)	4 SEP 2012
<b>PARALYMPIC RECORD</b>	<b>27.98</b>	<b>KTILA Walid</b>	TUN	London (GBR)	4 SEP 2012

HEAT 1/2 Start Time: 10:55 Wind: +0.8 m/s

Rank	Bib	Name	NPC Code	Date of Birth	Sport Class	Lane	Result	
1	2789	HAMMADI Mohamed	UAE	13 JUL 1985	T34	4	<b>29.03</b>	Q PR
2	2717	MITIC Bojan	SUI	27 AUG 1985	T34	7	<b>30.23</b>	Q
3	2838	PRUITT Austin	USA	23 AUG 1994	T34	8	<b>30.38</b>	Q
4	2563	RUSCH Stefan	NED	31 MAY 1993	T34	3	<b>30.57</b>	q PB
5	2308	CARTER Jamie	GBR	18 NOV 1994	T34	5	<b>30.85</b>	q PB
6	2448	KOBATA Atsuro	JPN	27 NOV 1993	T34	6	<b>32.08</b>	PB

HEAT 2/2 Start Time: 11:03 Wind: -0.3 m/s

Rank	Bib	Name	NPC Code	Date of Birth	Sport Class	Lane	Result	
1	2770	KTILA Walid	TUN	20 JUL 1985	T34	8	<b>27.98</b>	Q WR
2	2037	McCRACKEN Rheed	AUS	20 JAN 1997	T34	6	<b>28.89</b>	Q RR
3	2294	MOBRE Sebastien	FRA	29 JUL 1981	T34	4	<b>29.42</b>	Q =PB
4	2488	ALMUTAIRI Ahmad	KUW	13 MAY 1994	T33	5	<b>31.02</b>	WR
5	2564	SCHUILING Henk	NED	1 AUG 1983	T34	7	<b>31.10</b>	PB
6	2115	DEWITT Nathan	CAN	22 DEC 1990	T34	3	<b>31.30</b>	

Qualification: First 3 in each heat (Q) and the next 2 fastest (q) advance to the Final.

## Weather conditions at the beginning of the 1st heat

Temperature: 16 °C Humidity: 87 % Conditions: Partly cloudy

LEGEND							
<b>=PB</b>	Equal Personal Best	<b>PB</b>	Personal Best	<b>PR</b>	Paralympic Record	<b>Q</b>	Qualified by place
<b>q</b>	Qualified by time	<b>RR</b>	Regional Record	<b>SB</b>	Season's Best	<b>WR</b>	World Record



Olympic Stadium

TUE 4 SEP 2012

Athletics

Men's 200m — T34

Round 1



### Start List

<b>WORLD RECORD</b>	<b>28.39</b>	<b>HAMMADI Mohamed</b>	UAE	Sharjah (UAE)	4 DEC 2011
<b>PARALYMPIC RECORD</b>	<b>29.17</b>	<b>LACHANCE Jason</b>	CAN	Sydney, NSW (AUS)	22 OCT 2000

HEAT 1/2 Start Time: 10:50

Lane	Bib	Name	NPC Code	Date of Birth	Sport Class	PB	SB	Result	Rank
3	2563	RUSCH Stefan	NED	31 MAY 1993	T34	30.61	30.61		
4	2789	HAMMADI Mohamed	UAE	13 JUL 1985	T34	28.39	31.12		
5	2308	CARTER Jamie	GBR	18 NOV 1994	T34	31.33	31.33		
6	2448	KOBATA Atsuro	JPN	27 NOV 1993	T34	32.35	32.66		
7	2717	MITIC Bojan	SUI	27 AUG 1985	T34	29.45	29.45		
8	2838	PRUITT Austin	USA	23 AUG 1994	T34	29.06	29.06		

HEAT 2/2 Start Time: 10:57

Lane	Bib	Name	NPC Code	Date of Birth	Sport Class	PB	SB	Result	Rank
3	2115	DEWITT Nathan	CAN	22 DEC 1990	T34	31.19	31.19		
4	2294	MOBRE Sebastien	FRA	29 JUL 1981	T34	29.42	29.65		
5	2488	ALMUTAIRI Ahmad	KUW	13 MAY 1994	T33	32.92	33.56		
6	2037	McCRACKEN Rheed	AUS	20 JAN 1997	T34	29.01	29.01		
7	2564	SCHUILING Henk	NED	1 AUG 1983	T34	31.61	31.68		
8	2770	KTILA Walid	TUN	20 JUL 1985	T34	27.68	29.46		

Qualification: First 3 in each heat and the next 2 fastest advance to the Final.

<b>LEGEND</b>	
<b>PB</b> Personal Best	<b>SB</b> Season's Best





Olympic Stadium

THU 6 SEP 2012  
20:40

Athletics

Men's 200m — T35

Final



## Results

<b>WORLD RECORD</b>	<b>25.86</b>	<b>TSARUK Iurii</b>	UKR	London (GBR)	6 SEP 2012
<b>PARALYMPIC RECORD</b>	<b>25.86</b>	<b>TSARUK Iurii</b>	UKR	London (GBR)	6 SEP 2012

Wind: -0.2m/s

Rank	Bib	Name	NPC Code	Date of Birth	Sport Class	Lane	Result
1	2808	<b>TSARUK Iurii</b>	UKR	2 MAY 1987	T35	4	<b>25.86</b> WR
2	2138	<b>FU Xinhan</b>	CHN	27 NOV 1984	T35	8	<b>26.21</b> RR
3	2024	<b>BARRETO Hernan</b>	ARG	14 APR 1991	T35	7	<b>26.59</b> RR
4	2008	<b>BOUKHALFA Allel</b>	ALG	17 FEB 1988	T35	5	<b>26.70</b> RR
5	2639	<b>MOKGALAGADI Teboho</b>	RSA	29 NOV 1983	T35	6	<b>27.02</b> PB
6	2676	<b>OTLEYKIN Ivan</b>	RUS	7 JAN 1991	T35	9	<b>27.82</b> PB
7	2345	<b>STEIN Niels</b>	GER	13 AUG 1991	T35	2	<b>27.89</b> PB
8	2658	<b>BUBNOV Anton</b>	RUS	18 JAN 1996	T35	3	<b>28.21</b> PB

### Weather conditions

Temperature: 21 °C      Humidity: 39 %      Conditions: Sky Clear

### LEGEND

**PB** Personal Best      **RR** Regional Record      **WR** World Record



Olympic Stadium

THU 6 SEP 2012  
20:40

Athletics

Men's 200m — T35

Final



## Start List

<b>WORLD RECORD</b>	<b>26.58</b>	<b>TSARUK Iurii</b>	UKR	London (GBR)	5 SEP 2012
<b>PARALYMPIC RECORD</b>	<b>26.58</b>	<b>TSARUK Iurii</b>	UKR	London (GBR)	5 SEP 2012

Lane	Bib	Name	NPC Code	Date of Birth	Sport Class	PB	SB	Result	Rank
2	2345	STEIN Niels	GER	13 AUG 1991	T35	28.27	28.27		
3	2658	BUBNOV Anton	RUS	18 JAN 1996	T35	28.40	28.40		
4	2808	TSARUK Iurii	UKR	2 MAY 1987	T35	26.58	26.58		
5	2008	BOUKHALFA Allel	ALG	17 FEB 1988	T35	26.68	26.68		
6	2639	MOKGALAGADI Teboho	RSA	29 NOV 1983	T35	27.37	27.37		
7	2024	BARRETO Hernan	ARG	14 APR 1991	T35	26.62	26.62		
8	2138	FU Xinhao	CHN	27 NOV 1984	T35	26.67	27.42		
9	2676	OTLEYKIN Ivan	RUS	7 JAN 1991	T35	27.98	28.16		

### LEGEND

**PB** Personal Best                      **SB** Season's Best




Olympic Stadium

WED 5 SEP 2012

Athletics

Men's 200m — T35

Round 1



## Results

<b>WORLD RECORD</b>	<b>26.58</b>	<b>TSARUK Iurii</b>	UKR	London (GBR)	5 SEP 2012
<b>PARALYMPIC RECORD</b>	<b>26.58</b>	<b>TSARUK Iurii</b>	UKR	London (GBR)	5 SEP 2012

HEAT 1/2 Start Time: 22:27 Wind: +0.4 m/s

Rank	Bib	Name	NPC Code	Date of Birth	Sport Class	Lane	Result	
1	2024	BARRETO Hernan	ARG	14 APR 1991	T35	5	<b>27.19</b>	Q RR
2	2639	MOKGALAGADI Teboho	RSA	29 NOV 1983	T35	6	<b>27.37</b>	Q PB
3	2676	OTLEYKIN Ivan	RUS	7 JAN 1991	T35	3	<b>28.16</b>	Q SB
4	2322	RUDDOCK Sam	GBR	19 FEB 1990	T35	7	<b>28.75</b>	PB
5	2535	MARQUEZ JR VILLANUEVA	MEX	22 AUG 1989	T35	4	<b>31.51</b>	

HEAT 2/2 Start Time: 22:34 Wind: -0.3 m/s

Rank	Bib	Name	NPC Code	Date of Birth	Sport Class	Lane	Result	
1	2808	TSARUK Iurii	UKR	2 MAY 1987	T35	7	<b>26.58</b>	Q WR
2	2008	BOUKHALFA Allel	ALG	17 FEB 1988	T35	4	<b>27.39</b>	Q
3	2138	FU Xinhao	CHN	27 NOV 1984	T35	3	<b>27.42</b>	Q SB
4	2345	STEIN Niels	GER	13 AUG 1991	T35	8	<b>28.27</b>	q PB
5	2658	BUBNOV Anton	RUS	18 JAN 1996	T35	5	<b>28.40</b>	q PB
	2314	HOWE Jordan	GBR	12 OCT 1995	T35	6	<b>DNS</b>	

Qualification: First 3 in each heat (Q) and the next 2 fastest (q) advance to the Final.

## Weather conditions at the beginning of the 1st heat

Temperature: 18 °C Humidity: 52 % Conditions: Sky Clear

LEGEND							
<b>DNS</b>	Did Not Start	<b>PB</b>	Personal Best	<b>Q</b>	Qualified by place	<b>q</b>	Qualified by time
<b>RR</b>	Regional Record	<b>SB</b>	Season's Best	<b>WR</b>	World Record		




Olympic Stadium

WED 5 SEP 2012

Athletics

Men's 200m — T35

Round 1



## Start List

**REVISED**  
4 SEP 19:19

<b>WORLD RECORD</b>	<b>26.69</b>	<b>UPSDELL Lloyd</b>	GBR	Villeneuve-d'Ascq (FRA)	26 JUL 2002
<b>PARALYMPIC RECORD</b>	<b>26.80</b>	<b>MOKGALAGADI Teboho</b>	RSA	Athens (GRE)	26 SEP 2004

HEAT 1/2 Start Time: 22:27

Lane	Bib	Name	NPC Code	Date of Birth	Sport Class	PB	SB	Result	Rank
3	2676	OTLEYKIN Ivan	RUS	7 JAN 1991	T35	27.98	28.42		
4	2535	MARQUEZ JR VILLANUEVA	MEX	22 AUG 1989	T35	30.54	31.07		
5	2024	BARRETO Hernan	ARG	14 APR 1991	T35	26.62	26.62		
6	2639	MOKGALAGADI Teboho	RSA	29 NOV 1983	T35	27.58	27.91		
7	2322	RUDDOCK Sam	GBR	19 FEB 1990	T35	28.77	28.77		

HEAT 2/2 Start Time: 22:34

Lane	Bib	Name	NPC Code	Date of Birth	Sport Class	PB	SB	Result	Rank
3	2138	FU Xinhao	CHN	27 NOV 1984	T35	26.67			
4	2008	BOUKHALFA Allel	ALG	17 FEB 1988	T35	26.68	26.68		
5	2658	BUBNOV Anton	RUS	18 JAN 1996	T35	29.00	29.00		
6	2314	HOWE Jordan	GBR	12 OCT 1995	T35	27.86	27.86		
7	2808	TSARUK Iurii	UKR	2 MAY 1987	T35	26.90			
8	2345	STEIN Niels	GER	13 AUG 1991	T35	28.44	28.44		

Qualification: First 3 in each heat and the next 2 fastest advance to the Final.

**LEGEND**  
**PB** Personal Best      **SB** Season's Best

revised due to updated schedule



Olympic Stadium

THU 6 SEP 2012  
19:08

Athletics

Men's 200m — T36

Final



## Results

<b>WORLD RECORD</b>	<b>24.65</b>	<b>SO Wa Wai</b>	HKG	Beijing (CHN)	15 SEP 2008
<b>PARALYMPIC RECORD</b>	<b>24.65</b>	<b>SO Wa Wai</b>	HKG	Beijing (CHN)	15 SEP 2008

Wind: 0.0m/s

Rank	Bib	Name	NPC Code	Date of Birth	Sport Class	Lane	Result
1	2805	PAVLYK Roman	UKR	1 DEC 1983	T36	4	<b>24.70</b> RR
2	2374	SO Wa Wai	HKG	6 OCT 1981	T36	2	<b>24.77</b> PB
3	2323	RUSHGROVE Ben	GBR	23 FEB 1988	T36	5	<b>24.83</b> PB
4	2305	BALLARD Graeme	GBR	19 JUN 1979	T36	6	<b>25.20</b>
5	2132	CHE Mian	CHN	27 APR 1983	T36	8	<b>25.25</b> PB
6	2601	MIELCZAREK Marcin	POL	11 NOV 1982	T36	9	<b>26.05</b> SB
7	2686	ZHIRNOV Andrey	RUS	6 DEC 1989	T36	7	<b>26.27</b>
8	2821	CLEMENS Chris	USA	15 NOV 1973	T36	3	<b>26.68</b> PB
9	2560	CUADRA HOLMAN Gabriel De Jesus	NCA	12 NOV 1992	T36	1	<b>33.11</b> SB

### Weather conditions

Temperature: 21 °C      Humidity: 38 %      Conditions: Sunny

### LEGEND

**PB** Personal Best      **RR** Regional Record      **SB** Season's Best



Olympic Stadium

THU 6 SEP 2012  
19:08

Athletics

Men's 200m — T36

Final



### Start List

<b>WORLD RECORD</b>	<b>24.65</b>	<b>SO Wa Wai</b>	HKG	Beijing (CHN)	15 SEP 2008
<b>PARALYMPIC RECORD</b>	<b>24.65</b>	<b>SO Wa Wai</b>	HKG	Beijing (CHN)	15 SEP 2008

Lane	Bib	Name	NPC Code	Date of Birth	Sport Class	PB	SB	Result	Rank
1	2560	CUADRA HOLMAN Gabriel De Jesus	NCA	12 NOV 1992	T36	28.23			
2	2374	SO Wa Wai	HKG	6 OCT 1981	T36	25.60			
3	2821	CLEMENS Chris	USA	15 NOV 1973	T36	26.97	26.97		
4	2805	PAVLYK Roman	UKR	1 DEC 1983	T36	24.98	24.98		
5	2323	RUSHGROVE Ben	GBR	23 FEB 1988	T36	25.25	25.25		
6	2305	BALLARD Graeme	GBR	19 JUN 1979	T36	25.12	25.12		
7	2686	ZHIRNOV Andrey	RUS	6 DEC 1989	T36	25.72	25.72		
8	2132	CHE Mian	CHN	27 APR 1983	T36	25.29			
9	2601	MIELCZAREK Marcin	POL	11 NOV 1982	T36	25.98			

<b>LEGEND</b>	
<b>PB</b>	Personal Best
<b>SB</b>	Season's Best



Olympic Stadium

FRI 31 AUG 2012  
20:08

Athletics

Men's 200m — T37

Final



## Results

<b>WORLD RECORD</b>	<b>23.10</b>	<b>van der MERWE Fanie</b>	RSA	Maputo (MOZ)	15 SEP 2011
<b>PARALYMPIC RECORD</b>	<b>23.24</b>	<b>KAPRANOV Roman</b>	RUS	London (GBR)	31 AUG 2012

Wind: +0.2m/s

Rank	Bib	Name	NPC Code	Date of Birth	Sport Class	Lane	Result
1	2663	KAPRANOV Roman	RUS	7 NOV 1983	T37	6	<b>23.10</b> =WR,PR,RR
2	2156	SHANG Guangxu	CHN	8 MAY 1995	T37	7	<b>23.15</b> RR
3	2865	MONTEROLA Omar	VEN	1 AUG 1987	T37	9	<b>23.34</b> RR
4	2149	LIANG Yongbin	CHN	25 MAY 1988	T37	5	<b>23.40</b> PB
5	2011	HAMDI Sofiane	ALG	22 AUG 1989	T37	3	<b>23.67</b>
6	2649	van der MERWE Fanie	RSA	25 FEB 1986	T37	4	<b>23.79</b>
7	2668	KHUGAEV Gocha	RUS	16 JUL 1984	T37	8	<b>24.13</b>
8	2315	JONES Rhys	GBR	30 JUN 1994	T37	2	<b>24.68</b>

### Weather conditions

Temperature: 18 °C

Humidity: 70 %

Conditions: Partly cloudy

### LEGEND

<b>=WR</b>	Equal World Record	<b>PB</b>	Personal Best	<b>PR</b>	Paralympic Record	<b>RR</b>	Regional Record
------------	--------------------	-----------	---------------	-----------	-------------------	-----------	-----------------




Olympic Stadium

FRI 31 AUG 2012  
20:08

Athletics

Men's 200m — T37

Final



## Start List

<b>WORLD RECORD</b>	<b>23.10</b>	<b>van der MERWE Fanie</b>	RSA	Maputo (MOZ)	15 SEP 2011
<b>PARALYMPIC RECORD</b>	<b>23.24</b>	<b>KAPRANOV Roman</b>	RUS	London (GBR)	31 AUG 2012

Lane	Bib	Name	NPC Code	Date of Birth	Sport Class	PB	SB	Result	Rank
2	2315	JONES Rhys	GBR	30 JUN 1994	T37	24.39	24.39		
3	2011	HAMDI Sofiane	ALG	22 AUG 1989	T37	23.57	23.57		
4	2649	van der MERWE Fanie	RSA	25 FEB 1986	T37	23.10	23.57		
5	2149	LIANG Yongbin	CHN	25 MAY 1988	T37	23.78	23.78		
6	2663	KAPRANOV Roman	RUS	7 NOV 1983	T37	23.24	23.24		
7	2156	SHANG Guangxu	CHN	8 MAY 1995	T37	23.33	23.33		
8	2668	KHUGAEV Gocha	RUS	16 JUL 1984	T37	23.54	23.54		
9	2865	MONTEROLA Omar	VEN	1 AUG 1987	T37	23.64	23.64		

### LEGEND

**PB** Personal Best                      **SB** Season's Best





Olympic Stadium

FRI 31 AUG 2012

Athletics

Men's 200m — T37

Round 1



## Results

HEAT 1/2 Start Time: 11:33 Wind: +0.8 m/s

Rank	Bib	Name	NPC Code	Date of Birth	Sport Class	Lane	Reaction Time	Result	
1	2663	KAPRANOV Roman	RUS	7 NOV 1983	T37	7	0.184	23.24	Q PR,RR
2	2156	SHANG Guangxu	CHN	8 MAY 1995	T37	6	0.177	23.33	Q RR
3	2865	MONTEROLA Omar	VEN	1 AUG 1987	T37	5	0.194	23.64	Q RR
4	2011	HAMDI Sofiane	ALG	22 AUG 1989	T37	4	0.183	24.39	q
5	2315	JONES Rhys	GBR	30 JUN 1994	T37	3	0.198	24.39	q PB
6	2857	HOSSIMOLI Marcel	VAN	21 JUL 1988	T37	8		30.12	

HEAT 2/2 Start Time: 11:40 Wind: -0.8 m/s

Rank	Bib	Name	NPC Code	Date of Birth	Sport Class	Lane	Reaction Time	Result	
1	2149	LIANG Yongbin	CHN	25 MAY 1988	T37	5	0.170	23.78	Q PB
2	2649	van der MERWE Fanie	RSA	25 FEB 1986	T37	7	0.186	23.83	Q
3	2668	KHUGAEV Gocha	RUS	16 JUL 1984	T37	6	0.174	24.20	Q
4	2241	MOHAMED Mostafa Fathalla	EGY	16 JUN 1987	T37	3	0.245	24.58	
5	2084	FERRARI Lucas	BRA	11 SEP 1989	T37	4	0.192	25.51	PB

Qualification: First 3 in each heat (Q) and the next 2 fastest (q) advance to the Final.

## Weather conditions at the beginning of the 1st heat

Temperature: 13 °C Humidity: 54 % Conditions: Sunny

## LEGEND

**PB** Personal Best      **PR** Paralympic Record      **Q** Qualified by place      **q** Qualified by time  
**RR** Regional Record



Olympic Stadium

FRI 31 AUG 2012

Athletics

Men's 200m — T37

Round 1



## Start List

<b>WORLD RECORD</b>	<b>23.10</b>	<b>van der MERWE Fanie</b>	RSA	Maputo (MOZ)	15 SEP 2011
<b>PARALYMPIC RECORD</b>	<b>23.84</b>	<b>van der MERWE Fanie</b>	RSA	Beijing (CHN)	16 SEP 2008

### HEAT 1/2 Start Time: 11:33

Lane	Bib	Name	NPC Code	Date of Birth	Sport Class	PB	SB	Result	Rank
3	2315	JONES Rhys	GBR	30 JUN 1994	T37	25.24	25.24		
4	2011	HAMDI Sofiane	ALG	22 AUG 1989	T37	23.57	23.57		
5	2865	MONTEROLA Omar	VEN	1 AUG 1987	T37	23.70	24.45		
6	2156	SHANG Guangxu	CHN	8 MAY 1995	T37	24.13			
7	2663	KAPRANOV Roman	RUS	7 NOV 1983	T37	23.88	23.94		
8	2857	HOUSSIMOLI Marcel	VAN	21 JUL 1988	T37				

### HEAT 2/2 Start Time: 11:40

Lane	Bib	Name	NPC Code	Date of Birth	Sport Class	PB	SB	Result	Rank
3	2241	MOHAMED Mostafa Fathalla	EGY	16 JUN 1987	T37	23.76	24.44		
4	2084	FERRARI Lucas	BRA	11 SEP 1989	T37	25.58	25.58		
5	2149	LIANG Yongbin	CHN	25 MAY 1988	T37	24.48			
6	2668	KHUGAEV Gocha	RUS	16 JUL 1984	T37	23.54	23.54		
7	2649	van der MERWE Fanie	RSA	25 FEB 1986	T37	23.10	23.57		

Qualification: First 3 in each heat and the next 2 fastest advance to the Final.

#### LEGEND

**PB** Personal Best      **SB** Season's Best



Olympic Stadium

SAT 8 SEP 2012  
11:25

Athletics

Men's 200m — T38

Final



## Results

<b>WORLD RECORD</b>	<b>21.98</b>	<b>O'Hanlon Evan</b>	AUS	Beijing (CHN)	14 SEP 2008
<b>PARALYMPIC RECORD</b>	<b>21.98</b>	<b>O'Hanlon Evan</b>	AUS	Beijing (CHN)	14 SEP 2008

Wind: -0.2m/s

Rank	Bib	Name	NPC Code	Date of Birth	Sport Class	Lane	Result
1	2040	O'HANLON Evan	AUS	4 MAY 1988	T38	5	<b>21.82</b> WR
2	2632	BUIS Dyan	RSA	30 NOV 1990	T38	4	<b>22.51</b> RR
3	2178	ZHOU Wenjun	CHN	1 JUL 1986	T38	7	<b>22.65</b> RR
4	2764	CHIDA Mohamed Farhat	TUN	11 SEP 1982	T38	9	<b>22.81</b> PB
5	2047	SULLIVAN Tim	AUS	16 SEP 1975	T38	2	<b>23.57</b>
6	2645	SEKAILWE Union	RSA	6 JAN 1986	T38	8	<b>23.66</b> PB
7	2248	ALBALADEJO MARTINEZ Lorenzo	ESP	4 MAY 1990	T38	3	<b>23.76</b>
	2089	PINHEIRO Edson	BRA	3 JUN 1979	T38	6	<b>DNS</b>

### Weather conditions

Temperature: 16 °C      Humidity: 64 %      Conditions: Sunny

### LEGEND

<b>DNS</b>	Did Not Start	<b>PB</b>	Personal Best	<b>RR</b>	Regional Record	<b>WR</b>	World Record
------------	---------------	-----------	---------------	-----------	-----------------	-----------	--------------




Olympic Stadium

SAT 8 SEP 2012  
11:25

Athletics

Men's 200m — T38

Final




## Start List

<b>WORLD RECORD</b>	<b>21.98</b>	<b>O'Hanlon Evan</b>	AUS	Beijing (CHN)	14 SEP 2008
<b>PARALYMPIC RECORD</b>	<b>21.98</b>	<b>O'Hanlon Evan</b>	AUS	Beijing (CHN)	14 SEP 2008

Lane	Bib	Name	NPC Code	Date of Birth	Sport Class	PB	SB	Result	Rank
2	2047	SULLIVAN Tim	AUS	16 SEP 1975	T38	22.92	23.48		
3	2248	ALBALADEJO MARTINEZ Lorenzo	ESP	4 MAY 1990	T38	23.61	23.61		
4	2632	BUIS Dyan	RSA	30 NOV 1990	T38	22.57	22.57		
5	2040	O'HANLON Evan	AUS	4 MAY 1988	T38	21.98	21.98		
6	2089	PINHEIRO Edson	BRA	3 JUN 1979	T38	11.98	23.87		
7	2178	ZHOU Wenjun	CHN	1 JUL 1986	T38	22.94	23.03		
8	2645	SEKAILWE Union	RSA	6 JAN 1986	T38	24.01	24.01		
9	2764	CHIDA Mohamed Farhat	TUN	11 SEP 1982	T38	22.86	23.32		

### LEGEND

**PB** Personal Best                      **SB** Season's Best



## Results

<b>WORLD RECORD</b>	<b>21.98</b>	<b>O'Hanlon Evan</b>	AUS	Beijing (CHN)	14 SEP 2008
<b>PARALYMPIC RECORD</b>	<b>21.98</b>	<b>O'Hanlon Evan</b>	AUS	Beijing (CHN)	14 SEP 2008

HEAT 1/2 Start Time: 10:36 Wind: +0.3 m/s

Rank	Bib	Name	NPC Code	Date of Birth	Sport Class	Lane	Result	
1	2040	O'HANLON Evan	AUS	4 MAY 1988	T38	8	<b>23.10</b>	<b>Q</b>
2	2089	PINHEIRO Edson	BRA	3 JUN 1979	T38	7	<b>23.87</b>	<b>Q SB</b>
3	2645	SEKAILWE Union	RSA	6 JAN 1986	T38	3	<b>24.01</b>	<b>Q PB</b>
4	2776	SAIDI Abbes	TUN	9 FEB 1983	T38	6	<b>24.07</b>	<b>PB</b>
5	2803	ONUFRIYENKO Andriy	UKR	7 JAN 1983	T38	4	<b>24.17</b>	<b>SB</b>
6	2757	SOARES Filomeno	TLS	8 AUG 1991	T38	5	<b>31.47</b>	<b>SB</b>

HEAT 2/2 Start Time: 10:43 Wind: +0.2 m/s

Rank	Bib	Name	NPC Code	Date of Birth	Sport Class	Lane	Result	
1	2632	BUIS Dyan	RSA	30 NOV 1990	T38	8	<b>22.57</b>	<b>Q RR</b>
2	2178	ZHOU Wenjun	CHN	1 JUL 1986	T38	7	<b>23.03</b>	<b>Q RR</b>
3	2764	CHIDA Mohamed Farhat	TUN	11 SEP 1982	T38	4	<b>23.32</b>	<b>Q SB</b>
4	2047	SULLIVAN Tim	AUS	16 SEP 1975	T38	3	<b>23.48</b>	<b>q SB</b>
5	2248	ALBALADEJO MARTINEZ Lorenzo	ESP	4 MAY 1990	T38	5	<b>23.61</b>	<b>q PB</b>
6	2806	SENYK Mykyta	UKR	9 FEB 1990	T38	6	<b>24.22</b>	

Qualification: First 3 in each heat (Q) and the next 2 fastest (q) advance to the Final.

## Weather conditions at the beginning of the 1st heat

Temperature: 16 °C Humidity: 68 % Conditions: Sunny

LEGEND	
<b>PB</b>	Personal Best
<b>SB</b>	Season's Best
<b>Q</b>	Qualified by place
<b>q</b>	Qualified by time
<b>RR</b>	Regional Record



Olympic Stadium

FRI 7 SEP 2012

Athletics

Men's 200m — T38

Round 1



## Start List

<b>WORLD RECORD</b>	<b>21.98</b>	<b>O'Hanlon Evan</b>	AUS	Beijing (CHN)	14 SEP 2008
<b>PARALYMPIC RECORD</b>	<b>21.98</b>	<b>O'Hanlon Evan</b>	AUS	Beijing (CHN)	14 SEP 2008

HEAT 1/2		Start Time: 10:36								
Lane	Bib	Name	NPC Code	Date of Birth	Sport Class	PB	SB	Result	Rank	
3	2645	SEKAILWE Union	RSA	6 JAN 1986	T38	24.17	24.17			
4	2803	ONUFRIYENKO Andriy	UKR	7 JAN 1983	T38	24.10	24.54			
5	2757	SOARES Filomeno	TLS	8 AUG 1991	T38					
6	2776	SAIDI Abbes	TUN	9 FEB 1983	T38	24.62	24.67			
7	2089	PINHEIRO Edson	BRA	3 JUN 1979	T38	11.98	24.99			
8	2040	O'HANLON Evan	AUS	4 MAY 1988	T38	21.98	21.98			

HEAT 2/2		Start Time: 10:43								
Lane	Bib	Name	NPC Code	Date of Birth	Sport Class	PB	SB	Result	Rank	
3	2047	SULLIVAN Tim	AUS	16 SEP 1975	T38	22.92	24.74			
4	2764	CHIDA Mohamed Farhat	TUN	11 SEP 1982	T38	22.86	24.65			
5	2248	ALBALADEJO MARTINEZ Lorenzo	ESP	4 MAY 1990	T38	23.98	23.98			
6	2806	SENYK Mykyta	UKR	9 FEB 1990	T38	23.49	23.61			
7	2178	ZHOU Wenjun	CHN	1 JUL 1986	T38	22.94				
8	2632	BUIS Dyan	RSA	30 NOV 1990	T38	22.64	22.64			

Qualification: First 3 in each heat and the next 2 fastest advance to the Final.

## LEGEND

**PB** Personal Best                      **SB** Season's Best




Olympic Stadium

SAT 1 SEP 2012  
11:23

Athletics

Men's 200m — T42

Final



## Results

<b>WORLD RECORD</b>	<b>24.93</b>	<b>WHITEHEAD Richard</b>	GBR	Stadskanaal (NED)	27 JUN 2012
<b>PARALYMPIC RECORD</b>	<b>26.18</b>	<b>CZYZ Wojtek</b>	GER	Athens (GRE)	25 SEP 2004

Wind: +0.3m/s

Rank	Bib	Name	NPC Code	Date of Birth	Sport Class	Lane	Result
1	2328	WHITEHEAD Richard	GBR	19 JUL 1976	T42	5	<b>24.38</b> WR
2	2845	VANCE Shaquille	USA	22 MAR 1991	T42	6	<b>25.55</b> RR
3	2340	POPOW Heinrich	GER	14 JUL 1983	T42	1	<b>25.90</b> PB
4	2042	REARDON Scott	AUS	15 MAY 1990	T42	4	<b>26.03</b> PB
5	2335	CZYZ Wojtek	GER	30 JUL 1980	T42	2	<b>26.07</b> PB
6	2290	KAYITARE Clavel	FRA	1 JAN 1986	T42	8	<b>26.22</b> PB
7	2233	JORGENSEN Daniel	DEN	3 JUN 1993	T42	3	<b>26.46</b> PB
8	2460	YAMAMOTO Atsushi	JPN	19 APR 1982	T42	7	<b>26.76</b> RR
9	2824	GARCIA-TOLSON Rudy	USA	14 SEP 1988	T42	9	<b>26.97</b> PB

### Weather conditions

Temperature: 15 °C      Humidity: 72 %      Conditions: Partly cloudy

### LEGEND

**PB** Personal Best      **RR** Regional Record      **WR** World Record



Olympic Stadium

SAT 1 SEP 2012  
11:23

Athletics

Men's 200m — T42

Final



### Start List

<b>WORLD RECORD</b>	<b>24.93</b>	<b>WHITEHEAD Richard</b>	GBR	Stadskanaal (NED)	27 JUN 2012
<b>PARALYMPIC RECORD</b>	<b>26.18</b>	<b>CZYZ Wojtek</b>	GER	Athens (GRE)	25 SEP 2004

Lane	Bib	Name	NPC Code	Date of Birth	Sport Class	PB	SB	Result	Rank
1	2340	POPOW Heinrich	GER	14 JUL 1983	T42	26.62			
2	2335	CZYZ Wojtek	GER	30 JUL 1980	T42	26.91			
3	2233	JORGENSEN Daniel	DEN	3 JUN 1993	T42	26.73	26.73		
4	2042	REARDON Scott	AUS	15 MAY 1990	T42	26.38	26.38		
5	2328	WHITEHEAD Richard	GBR	19 JUL 1976	T42	24.93	24.93		
6	2845	VANCE Shaquille	USA	22 MAR 1991	T42	26.22	26.54		
7	2460	YAMAMOTO Atsushi	JPN	19 APR 1982	T42	26.72	26.73		
8	2290	KAYITARE Clavel	FRA	1 JAN 1986	T42	26.42	27.04		
9	2824	GARCIA-TOLSON Rudy	USA	14 SEP 1988	T42	26.98	27.60		

**LEGEND**

**PB** Personal Best                      **SB** Season's Best





Olympic Stadium

SUN 2 SEP 2012  
21:15

Athletics

Men's 200m — T44

Final



## Results

<b>WORLD RECORD</b>	<b>22.57</b>	<b>FOURIE Arn</b>	RSA	London (GBR)	1 SEP 2012
<b>PARALYMPIC RECORD</b>	<b>22.57</b>	<b>FOURIE Arn</b>	RSA	London (GBR)	1 SEP 2012

Wind: -0.1m/s

Rank	Bib	Name	NPC Code	Date of Birth	Sport Class	Lane	Result
1	2087	<b>OLIVEIRA Alan Fonteles Cardoso</b>	BRA	21 AUG 1992	T43	7	<b>21.45</b> RR
2	2642	<b>PISTORIUS Oscar</b>	RSA	22 NOV 1986	T43	4	<b>21.52</b>
3	2830	<b>LEEPER Blake</b>	USA	31 AUG 1989	T43	5	<b>22.46</b>
4	2636	<b>FOURIE Arn</b>	RSA	23 APR 1985	T44	6	<b>22.49</b> WR
5	2843	<b>SINGLETON Jerome</b>	USA	7 JUL 1986	T44	8	<b>23.58</b>
6	2712	<b>BAUSCH Christoph</b>	SUI	15 OCT 1984	T44	3	<b>23.70</b> PB
7	2333	<b>BEHRE David</b>	GER	13 SEP 1986	T43	2	<b>23.71</b>
8	2815	<b>BIZZELL Jim Bob</b>	USA	22 NOV 1985	T44	9	<b>28.19</b>

### Weather conditions

Temperature: 18 °C      Humidity: 83 %      Conditions: Cloudy

### LEGEND

**PB** Personal Best      **RR** Regional Record      **WR** World Record



Olympic Stadium

SUN 2 SEP 2012  
21:15

Athletics

Men's 200m — T44

Final



### Start List

<b>WORLD RECORD</b>	<b>22.57</b>	<b>FOURIE Arn</b>	RSA	London (GBR)	1 SEP 2012
<b>PARALYMPIC RECORD</b>	<b>22.57</b>	<b>FOURIE Arn</b>	RSA	London (GBR)	1 SEP 2012

Lane	Bib	Name	NPC Code	Date of Birth	Sport Class	PB	SB	Result	Rank
2	2333	BEHRE David	GER	13 SEP 1986	T43	23.14	23.65		
3	2712	BAUSCH Christoph	SUI	15 OCT 1984	T44	23.99	23.99		
4	2642	PISTORIUS Oscar	RSA	22 NOV 1986	T43	21.30	21.30		
5	2830	LEEPER Blake	USA	31 AUG 1989	T43	21.70	21.70		
6	2636	FOURIE Arn	RSA	23 APR 1985	T44	22.54	22.54		
7	2087	OLIVEIRA Alan Fonteles Cardoso	BRA	21 AUG 1992	T43	21.88	21.88		
8	2843	SINGLETON Jerome	USA	7 JUL 1986	T44	22.77	22.80		
9	2815	BIZZELL Jim Bob	USA	22 NOV 1985	T44	22.54	22.54		

<b>LEGEND</b>	
<b>PB</b>	Personal Best
<b>SB</b>	Season's Best




Olympic Stadium

SAT 1 SEP 2012

Athletics

Men's 200m — T44

Round 1



## Results

<b>WORLD RECORD</b>	<b>22.62</b>	<b>BIZZELL Jim Bob</b>	USA	Beijing (CHN)	13 SEP 2008
<b>PARALYMPIC RECORD</b>	<b>22.62</b>	<b>BIZZELL Jim Bob</b>	USA	Beijing (CHN)	13 SEP 2008

HEAT 1/3 Start Time: 20:22 Wind: -0.3 m/s

Rank	Bib	Name	NPC Code	Date of Birth	Sport Class	Lane	Result	
1	2087	OLIVEIRA Alan Fonteles Cardoso	BRA	21 AUG 1992	T43	7	<b>21.88</b>	Q PB
2	2843	SINGLETON Jerome	USA	7 JUL 1986	T44	6	<b>23.23</b>	Q
3	2125	McQUEEN Alister	CAN	19 JUN 1991	T44	8	<b>24.25</b>	
4	2679	PROKOPYEV Ivan	RUS	14 SEP 1991	T43	5	<b>24.26</b>	PB
5	2282	ALAIZE Jean-Baptiste	FRA	10 MAY 1991	T44	4	<b>24.42</b>	
6	2049	SWIFT Jack	AUS	8 AUG 1985	T44	3	<b>24.88</b>	

HEAT 2/3 Start Time: 20:29 Wind: -0.8 m/s

Rank	Bib	Name	NPC Code	Date of Birth	Sport Class	Lane	Result	
1	2830	LEEPER Blake	USA	31 AUG 1989	T43	5	<b>22.23</b>	Q
2	2636	FOURIE Arnu	RSA	23 APR 1985	T44	4	<b>22.57</b>	Q WR
3	2333	BEHRE David	GER	13 SEP 1986	T43	7	<b>23.65</b>	q SB
4	2712	BAUSCH Christoph	SUI	15 OCT 1984	T44	3	<b>24.22</b>	q
5	2055	MAYER Robert	AUT	19 SEP 1980	T44	6	<b>24.67</b>	
6	2144	JIA Tianlei	CHN	15 NOV 1981	T44	8	<b>25.62</b>	SB

HEAT 3/3 Start Time: 20:36 Wind: -0.1 m/s

Rank	Bib	Name	NPC Code	Date of Birth	Sport Class	Lane	Result	
1	2642	PISTORIUS Oscar	RSA	22 NOV 1986	T43	8	<b>21.30</b>	Q WR
2	2815	BIZZELL Jim Bob	USA	22 NOV 1985	T44	4	<b>23.64</b>	Q
3	2452	SATO Keita	JPN	26 JUL 1991	T44	6	<b>24.34</b>	RR
4	2428	SCENDONI Riccardo	ITA	21 OCT 1984	T44	3	<b>24.51</b>	
5	2194	FERNANDES Marcio Miguel Da Costa	CPV	18 MAY 1983	T44	7	<b>24.84</b>	
6	2706	PITUWALA KANKANANGE D.M.A.	SRI	13 NOV 1986	T44	5	<b>26.23</b>	

Qualification: First 2 in each heat (Q) and the next 2 fastest (q) advance to the Final.

## Weather conditions at the beginning of the 1st heat

Temperature: 21 °C Humidity: 60 % Conditions: Partly cloudy

## LEGEND

<b>PB</b>	Personal Best	<b>Q</b>	Qualified by place	<b>q</b>	Qualified by time	<b>RR</b>	Regional Record
<b>SB</b>	Season's Best	<b>WR</b>	World Record				




Olympic Stadium

SAT 1 SEP 2012

Athletics

Men's 200m — T44

Round 1



## Start List

<b>WORLD RECORD</b>	<b>22.62</b>	<b>BIZZELL Jim Bob</b>	USA	Beijing (CHN)	13 SEP 2008
<b>PARALYMPIC RECORD</b>	<b>22.62</b>	<b>BIZZELL Jim Bob</b>	USA	Beijing (CHN)	13 SEP 2008

## HEAT 1/3 Start Time: 20:22

Lane	Bib	Name	NPC Code	Date of Birth	Sport Class	PB	SB	Result	Rank
3	2049	SWIFT Jack	AUS	8 AUG 1985	T44	24.76	24.76		
4	2282	ALAIZE Jean-Baptiste	FRA	10 MAY 1991	T44	24.28	24.28		
5	2679	PROKOPYEV Ivan	RUS	14 SEP 1991	T43	24.54	24.67		
6	2843	SINGLETON Jerome	USA	7 JUL 1986	T44	22.77	22.80		
7	2087	OLIVEIRA Alan Fonteles Cardoso	BRA	21 AUG 1992	T43	22.45	22.45		
8	2125	McQUEEN Alister	CAN	19 JUN 1991	T44	24.19	24.19		

## HEAT 2/3 Start Time: 20:29

Lane	Bib	Name	NPC Code	Date of Birth	Sport Class	PB	SB	Result	Rank
3	2712	BAUSCH Christoph	SUI	15 OCT 1984	T44	23.99	23.99		
4	2636	FOURIE Arnu	RSA	23 APR 1985	T44	22.54	22.54		
5	2830	LEEPER Blake	USA	31 AUG 1989	T43	21.70	21.70		
6	2055	MAYER Robert	AUT	19 SEP 1980	T44	24.32	24.32		
7	2333	BEHRE David	GER	13 SEP 1986	T43	23.14	24.44		
8	2144	JIA Tianlei	CHN	15 NOV 1981	T44	24.61	29.29		

## HEAT 3/3 Start Time: 20:36

Lane	Bib	Name	NPC Code	Date of Birth	Sport Class	PB	SB	Result	Rank
3	2428	SCENDONI Riccardo	ITA	21 OCT 1984	T44	24.07	24.07		
4	2815	BIZZELL Jim Bob	USA	22 NOV 1985	T44	22.54	22.54		
5	2706	PITUWALA KANKANANGE D.M.A.	SRI	13 NOV 1986	T44	25.52	25.52		
6	2452	SATO Keita	JPN	26 JUL 1991	T44	24.31	24.31		
7	2194	FERNANDES Marcio Miguel Da Costa	CPV	18 MAY 1983	T44	24.59	24.59		
8	2642	PISTORIUS Oscar	RSA	22 NOV 1986	T43	21.76	21.95		

Qualification: First 2 in each heat and the next 2 fastest advance to the Final.

## LEGEND

**PB** Personal Best                      **SB** Season's Best




Olympic Stadium

SUN 2 SEP 2012  
19:30

Athletics

Men's 200m — T46

Final



## Results

<b>WORLD RECORD</b>	<b>21.74</b>	<b>FRANCIS Heath</b>	AUS	Beijing (CHN)	9 SEP 2008
<b>PARALYMPIC RECORD</b>	<b>21.74</b>	<b>FRANCIS Heath</b>	AUS	Beijing (CHN)	9 SEP 2008

Wind: +0.1m/s

Rank	Bib	Name	NPC Code	Date of Birth	Sport Class	Lane	Result	
1	2086	NASCIMENTO Yohansson	BRA	25 SEP 1987	T45	5	<b>22.05</b>	WR
2	2210	GONZALEZ ISIDORIA Raciél	CUB	31 MAR 1991	T46	7	<b>22.15</b>	
3	2041	PATMORE Simon	AUS	29 AUG 1987	T46	6	<b>22.36</b>	
4	2217	ARESTI Antonis	CYP	15 FEB 1983	T46	4	<b>22.40</b>	RR
5	2170	YAO Jianjun	CHN	26 MAR 1988	T46	2	<b>22.81</b>	SB
6	2675	NOSULENKO Yury	RUS	9 MAR 1988	T46	8	<b>22.88</b>	
7	2569	ADEDEJI Saidi	NGR	10 DEC 1980	T46	3	<b>23.02</b>	SB
	2176	ZHAO Xu	CHN	16 NOV 1985	T45	9	<b>DQ</b>	IPC 18.5

### Weather conditions

Temperature: 18 °C      Humidity: 80 %      Conditions: Cloudy

<b>NOTES</b>
IPC 18.5 - Athlete does not keep his lane from start to finish (except 18.6 (a) or (b))

<b>LEGEND</b>	<b>DQ</b> Disqualified	<b>RR</b> Regional Record	<b>SB</b> Season's Best	<b>WR</b> World Record
---------------	------------------------	---------------------------	-------------------------	------------------------



Olympic Stadium

SUN 2 SEP 2012  
19:30

Athletics

Men's 200m — T46

Final



### Start List

<b>WORLD RECORD</b>	<b>21.74</b>	<b>FRANCIS Heath</b>	AUS	Beijing (CHN)	9 SEP 2008
<b>PARALYMPIC RECORD</b>	<b>21.74</b>	<b>FRANCIS Heath</b>	AUS	Beijing (CHN)	9 SEP 2008

Lane	Bib	Name	NPC Code	Date of Birth	Sport Class	PB	SB	Result	Rank
2	2170	YAO Jianjun	CHN	26 MAR 1988	T46	22.49			
3	2569	ADEDEJI Saidi	NGR	10 DEC 1980	T46	22.44			
4	2217	ARESTI Antonis	CYP	15 FEB 1983	T46	22.25	22.43		
5	2086	NASCIMENTO Yohansson	BRA	25 SEP 1987	T45	22.19	22.27		
6	2041	PATMORE Simon	AUS	29 AUG 1987	T46	22.28	22.28		
7	2210	GONZALEZ ISIDORIA Raciél	CUB	31 MAR 1991	T46	22.09	22.09		
8	2675	NOSULENKO Yury	RUS	9 MAR 1988	T46	22.73	22.85		
9	2176	ZHAO Xu	CHN	16 NOV 1985	T45	22.55			

**LEGEND**

**PB** Personal Best                      **SB** Season's Best




Olympic Stadium

FRI 31 AUG 2012

Athletics

Men's 200m — T46

Round 1



## Results

<b>WORLD RECORD</b>	<b>21.74</b>	<b>FRANCIS Heath</b>	AUS	Beijing (CHN)	9 SEP 2008
<b>PARALYMPIC RECORD</b>	<b>21.74</b>	<b>FRANCIS Heath</b>	AUS	Beijing (CHN)	9 SEP 2008

HEAT 1/3 Start Time: 21:00 Wind: -0.2 m/s

Rank	Bib	Name	NPC Code	Date of Birth	Sport Class	Lane	Result	
1	2217	ARESTI Antonis	CYP	15 FEB 1983	T46	2	22.43	Q RR
2	2176	ZHAO Xu	CHN	16 NOV 1985	T45	4	22.62	Q PR
3	2570	GALADIMA Suwaibidu	NGR	31 AUG 1992	T46	8	22.98	
4	2102	SOUZA Emicarlo	BRA	26 OCT 1981	T46	9	23.01	=SB
5	2551	SACKO Mahamane	MLI	3 MAR 1988	T46	7	23.02	
6	2591	KOMPAON Francis	PNG	16 JAN 1986	T46	5	23.05	PB
7	2303	ABIDOGUN Ola	GBR	3 AUG 1993	T46	3	23.26	
8	2182	KIMOU Addoh	CIV	6 JUN 1987	T46	6	23.70	

HEAT 2/3 Start Time: 21:07 Wind: +0.5 m/s

Rank	Bib	Name	NPC Code	Date of Birth	Sport Class	Lane	Result	
1	2041	PATMORE Simon	AUS	29 AUG 1987	T46	5	22.68	Q
2	2675	NOSULENKO Yury	RUS	9 MAR 1988	T46	4	23.24	Q
3	2587	TAPIA Roger	PHI	29 NOV 1990	T46	3	23.74	
4	2503	RAHERINANDRASANA Revelinot	MAD	8 NOV 1978	T46	7	26.41	
	2183	NOUMBO Kouame Jean-Luc	CIV	3 JAN 1983	T46	8	DNF	
	2101	SOUZA Antonio	BRA	11 AUG 1971	T46	2	DNS	
	2573	YUNUSA Bashiru	NGR	4 AUG 1985	T46	6	DNS	

HEAT 3/3 Start Time: 21:14 Wind: 0.0 m/s

Rank	Bib	Name	NPC Code	Date of Birth	Sport Class	Lane	Result	
1	2210	GONZALEZ ISIDORIA Raciél	CUB	31 MAR 1991	T46	6	22.09	Q RR
2	2086	NASCIMENTO Yohansson	BRA	25 SEP 1987	T45	4	22.27	Q WR
3	2170	YAO Jianjun	CHN	26 MAR 1988	T46	8	22.68	q
4	2569	ADEDEJI Saidi	NGR	10 DEC 1980	T46	5	22.87	q
5	2455	TAGAWA Tomoki	JPN	6 FEB 1986	T46	7	23.04	
6	2823	FAWEHINMI Tobi	USA	14 AUG 1995	T46	2	23.29	
7	2708	UGGL DENA PATHIRANNEHELAG P	SRI	29 APR 1986	T46	9	23.40	
8	2694	KAMARA Mohamed	SLE	1 JAN 1989	T46	3	24.46	

Qualification: First 2 in each heat (Q) and the next 2 fastest (q) advance to the Final.

## Weather conditions at the beginning of the 1st heat

Temperature: 15 °C Humidity: 43 % Conditions: Partly cloudy

LEGEND							
<b>=SB</b>	Equal Season Best	<b>DNF</b>	Did Not Finish	<b>DNS</b>	Did Not Start	<b>PB</b>	Personal Best
<b>PR</b>	Paralympic Record	<b>Q</b>	Qualified by place	<b>q</b>	Qualified by time	<b>RR</b>	Regional Record
<b>WR</b>	World Record						



Olympic Stadium

FRI 31 AUG 2012

Athletics

Men's 200m — T46

Round 1



## Start List

<b>WORLD RECORD</b>	<b>21.74</b>	<b>FRANCIS Heath</b>	AUS	Beijing (CHN)	9 SEP 2008
<b>PARALYMPIC RECORD</b>	<b>21.74</b>	<b>FRANCIS Heath</b>	AUS	Beijing (CHN)	9 SEP 2008

## HEAT 1/3 Start Time: 21:00

Lane	Bib	Name	NPC Code	Date of Birth	Sport Class	PB	SB	Result	Rank
2	2217	ARESTI Antonis	CYP	15 FEB 1983	T46	22.25	22.58		
3	2303	ABIDOGUN Ola	GBR	3 AUG 1993	T46	22.54	22.54		
4	2176	ZHAO Xu	CHN	16 NOV 1985	T45	22.55			
5	2591	KOMPAON Francis	PNG	16 JAN 1986	T46	23.33	23.33		
6	2182	KIMOU Addoh	CIV	6 JUN 1987	T46	23.42			
7	2551	SACKO Mahamane	MLI	3 MAR 1988	T46				
8	2570	GALADIMA Suwaibidu	NGR	31 AUG 1992	T46	22.19			
9	2102	SOUZA Emicarlo	BRA	26 OCT 1981	T46	22.90	23.01		

## HEAT 2/3 Start Time: 21:07

Lane	Bib	Name	NPC Code	Date of Birth	Sport Class	PB	SB	Result	Rank
2	2101	SOUZA Antonio	BRA	11 AUG 1971	T46	21.98	23.20		
3	2587	TAPIA Roger	PHI	29 NOV 1990	T46	23.53	23.53		
4	2675	NOSULENKO Yury	RUS	9 MAR 1988	T46	22.73	22.85		
5	2041	PATMORE Simon	AUS	29 AUG 1987	T46	22.28	22.28		
6	2573	YUNUSA Bashiru	NGR	4 AUG 1985	T46	22.43			
7	2503	RAHERINANDRASANA Revelinot	MAD	8 NOV 1978	T46				
8	2183	NOUMBO Kouame Jean-Luc	CIV	3 JAN 1983	T46	22.75	22.96		

## HEAT 3/3 Start Time: 21:14

Lane	Bib	Name	NPC Code	Date of Birth	Sport Class	PB	SB	Result	Rank
2	2823	FAWEHINMI Tobi	USA	14 AUG 1995	T46	23.23	23.23		
3	2694	KAMARA Mohamed	SLE	1 JAN 1989	T46				
4	2086	NASCIMENTO Yohansson	BRA	25 SEP 1987	T45	22.19	22.48		
5	2569	ADEDEJI Saidi	NGR	10 DEC 1980	T46	22.44			
6	2210	GONZALEZ ISIDORIA Raciél	CUB	31 MAR 1991	T46	22.82			
7	2455	TAGAWA Tomoki	JPN	6 FEB 1986	T46	22.75	22.75		
8	2170	YAO Jianjun	CHN	26 MAR 1988	T46	22.49			
9	2708	UGGL DENA PATHIRANNEHELAG P	SRI	29 APR 1986	T46	22.98	22.98		

Qualification: First 2 in each heat and the next 2 fastest advance to the Final.

## LEGEND

PB Personal Best SB Season's Best





Olympic Stadium

SAT 8 SEP 2012  
21:22

Athletics

Men's 200m — T52

Final



## Results

<b>WORLD RECORD</b>	<b>30.18</b>	<b>MARTIN Raymond</b>	USA	Indianapolis, IN (USA)	1 JUL 2012
<b>PARALYMPIC RECORD</b>	<b>30.81</b>	<b>BERGERON Dean</b>	CAN	Beijing (CHN)	10 SEP 2008

Wind: 0.0m/s

Rank	Bib	Name	NPC Code	Date of Birth	Sport Class	Lane	Result
1	2831	MARTIN Raymond	USA	2 JAN 1994	T52	7	<b>30.25</b> PR
2	2446	ITO Tomoya	JPN	16 AUG 1963	T52	5	<b>31.60</b>
3	2534	HERNANDEZ MONDRAGON Salvador	MEX	31 DEC 1963	T52	8	<b>31.81</b>
4	2713	BOESCH Beat	SUI	27 NOV 1971	T52	4	<b>32.75</b>
5	2540	PEREZ JUAREZ Leonardo De Jesus	MEX	10 FEB 1993	T52	9	<b>33.16</b>
6	2833	NITZ Paul	USA	9 MAR 1969	T52	6	<b>33.31</b>
7	2750	RUNGSRI Peth	THA	2 MAY 1982	T52	3	<b>33.60</b>
8	2839	ROBERTS Josh	USA	2 JAN 1982	T52	2	<b>34.44</b>

### Weather conditions

Temperature: 27 °C      Humidity: 25 %      Conditions: Partly cloudy

<b>LEGEND</b>
PR Paralympic Record



Olympic Stadium

SAT 8 SEP 2012  
21:22

Athletics

Men's 200m — T52

Final



### Start List

<b>WORLD RECORD</b>	<b>30.18</b>	<b>MARTIN Raymond</b>	USA	Indianapolis, IN (USA)	1 JUL 2012
<b>PARALYMPIC RECORD</b>	<b>30.81</b>	<b>BERGERON Dean</b>	CAN	Beijing (CHN)	10 SEP 2008

Lane	Bib	Name	NPC Code	Date of Birth	Sport Class	PB	SB	Result	Rank
2	2839	ROBERTS Josh	USA	2 JAN 1982	T52	33.13	33.13		
3	2750	RUNGSRI Peth	THA	2 MAY 1982	T52	32.96	32.96		
4	2713	BOESCH Beat	SUI	27 NOV 1971	T52	31.61	31.93		
5	2446	ITO Tomoya	JPN	16 AUG 1963	T52	31.07	31.49		
6	2833	NITZ Paul	USA	9 MAR 1969	T52	32.19	32.19		
7	2831	MARTIN Raymond	USA	2 JAN 1994	T52	30.18	30.18		
8	2534	HERNANDEZ MONDRAGON Salvador	MEX	31 DEC 1963	T52	31.55	31.78		
9	2540	PEREZ JUAREZ Leonardo De Jesus	MEX	10 FEB 1993	T52	32.78	32.78		

<b>LEGEND</b>	
<b>PB</b>	Personal Best
<b>SB</b>	Season's Best



Olympic Stadium

SAT 8 SEP 2012

Athletics

Men's 200m — T52

Round 1



## Results

<b>WORLD RECORD</b>	<b>30.18</b>	<b>MARTIN Raymond</b>	USA	Indianapolis, IN (USA)	1 JUL 2012
<b>PARALYMPIC RECORD</b>	<b>30.81</b>	<b>BERGERON Dean</b>	CAN	Beijing (CHN)	10 SEP 2008

HEAT 1/2 Start Time: 10:42 Wind: -1.4 m/s

Rank	Bib	Name	NPC Code	Date of Birth	Sport Class	Lane	Result	
1	2831	MARTIN Raymond	USA	2 JAN 1994	T52	6	<b>30.98</b>	Q
2	2833	NITZ Paul	USA	9 MAR 1969	T52	7	<b>32.65</b>	Q
3	2540	PEREZ JUAREZ Leonardo De Jesus	MEX	10 FEB 1993	T52	5	<b>32.78</b>	Q PB
4	2456	TAKADA Toshihiro	JPN	9 SEP 1965	T52	8	<b>33.96</b>	SB
5	2052	GEIERSPICHLER Thomas	AUT	14 APR 1976	T52	4	<b>34.02</b>	
6	2038	McINTOSH Sam	AUS	13 JUL 1990	T52	3	<b>34.09</b>	SB

HEAT 2/2 Start Time: 10:49 Wind: +0.2 m/s

Rank	Bib	Name	NPC Code	Date of Birth	Sport Class	Lane	Result	
1	2446	ITO Tomoya	JPN	16 AUG 1963	T52	8	<b>31.49</b>	Q RR
2	2713	BOESCH Beat	SUI	27 NOV 1971	T52	6	<b>31.93</b>	Q SB
3	2534	HERNANDEZ MONDRAGON Salvador	MEX	31 DEC 1963	T52	5	<b>32.69</b>	Q
4	2750	RUNGSRI Peth	THA	2 MAY 1982	T52	3	<b>32.96</b>	q PB
5	2839	ROBERTS Josh	USA	2 JAN 1982	T52	4	<b>33.54</b>	q
6	2458	UEYONABARU Hirokazu	JPN	22 MAY 1971	T52	7	<b>33.59</b>	SB

Qualification: First 3 in each heat (Q) and the next 2 fastest (q) advance to the Final.

## Weather conditions at the beginning of the 1st heat

Temperature: 14 °C Humidity: 75 % Conditions: Sunny

## LEGEND

<b>PB</b>	Personal Best	<b>Q</b>	Qualified by place	<b>q</b>	Qualified by time	<b>RR</b>	Regional Record
<b>SB</b>	Season's Best						



Olympic Stadium

SAT 8 SEP 2012

Athletics

Men's 200m — T52

Round 1



### Start List

<b>WORLD RECORD</b>	<b>30.18</b>	<b>MARTIN Raymond</b>	USA	Indianapolis, IN (USA)	1 JUL 2012
<b>PARALYMPIC RECORD</b>	<b>30.81</b>	<b>BERGERON Dean</b>	CAN	Beijing (CHN)	10 SEP 2008

HEAT 1/2 Start Time: 10:42

Lane	Bib	Name	NPC Code	Date of Birth	Sport Class	PB	SB	Result	Rank
3	2038	McINTOSH Sam	AUS	13 JUL 1990	T52	33.84			
4	2052	GEIERSPICHLER Thomas	AUT	14 APR 1976	T52	32.61	32.61		
5	2540	PEREZ JUAREZ Leonardo De Jesus	MEX	10 FEB 1993	T52	34.50	34.50		
6	2831	MARTIN Raymond	USA	2 JAN 1994	T52	30.18	30.18		
7	2833	NITZ Paul	USA	9 MAR 1969	T52	32.19	32.19		
8	2456	TAKADA Toshihiro	JPN	9 SEP 1965	T52	32.50	34.24		

HEAT 2/2 Start Time: 10:49

Lane	Bib	Name	NPC Code	Date of Birth	Sport Class	PB	SB	Result	Rank
3	2750	RUNGSRI Peth	THA	2 MAY 1982	T52	32.99	33.71		
4	2839	ROBERTS Josh	USA	2 JAN 1982	T52	33.13	33.13		
5	2534	HERNANDEZ MONDRAGON Salvador	MEX	31 DEC 1963	T52	31.55	31.78		
6	2713	BOESCH Beat	SUI	27 NOV 1971	T52	31.61	33.47		
7	2458	UEYONABARU Hirokazu	JPN	22 MAY 1971	T52	31.82	34.69		
8	2446	ITO Tomoya	JPN	16 AUG 1963	T52	31.07	31.68		

Qualification: First 3 in each heat and the next 2 fastest advance to the Final.

LEGEND

**PB** Personal Best      **SB** Season's Best



Olympic Stadium

FRI 7 SEP 2012  
20:31

Athletics

Men's 200m — T53

Final



## Results

<b>WORLD RECORD</b>	<b>25.24</b>	<b>WADDELL Christopher</b>	USA	Atlanta, GA (USA)	2 JUL 2004
<b>PARALYMPIC RECORD</b>	<b>26.08</b>	<b>LI Huzhao</b>	CHN	London (GBR)	7 SEP 2012

Wind: +0.2m/s

Rank	Bib	Name	NPC Code	Date of Birth	Sport Class	Lane	Result
1	2147	LI Huzhao	CHN	18 JAN 1989	T53	7	<b>25.61</b> PR
2	2123	LAKATOS Brent	CAN	1 JUN 1980	T53	4	<b>25.85</b> PB
3	2177	ZHAO Yufei	CHN	11 NOV 1988	T53	5	<b>26.00</b> PB
4	2307	BUSHELL Mickey	GBR	8 JUN 1990	T53	3	<b>26.32</b> RR
5	2171	YU Shiran	CHN	5 NOV 1984	T53	6	<b>26.46</b>
6	2487	ALADWANI Hamad N M E	KUW	27 DEC 1972	T53	8	<b>26.50</b> PB
7	2031	COLMAN Richard	AUS	28 NOV 1984	T53	2	<b>26.67</b> RR
8	2096	SILVA Ariosvaldo Fernandes	BRA	23 DEC 1976	T53	9	<b>26.83</b>

### Weather conditions

Temperature: 26 °C      Humidity: 30 %      Conditions: Sunny

### LEGEND

**PB** Personal Best      **PR** Paralympic Record      **RR** Regional Record



Olympic Stadium

FRI 7 SEP 2012  
20:31

Athletics

Men's 200m — T53

Final



## Start List

<b>WORLD RECORD</b>	<b>25.24</b>	<b>WADDELL Christopher</b>	USA	Atlanta, GA (USA)	2 JUL 2004
<b>PARALYMPIC RECORD</b>	<b>26.08</b>	<b>LI Huzhao</b>	CHN	London (GBR)	7 SEP 2012

Lane	Bib	Name	NPC Code	Date of Birth	Sport Class	PB	SB	Result	Rank
2	2031	COLMAN Richard	AUS	28 NOV 1984	T53	26.11	26.75		
3	2307	BUSHELL Mickey	GBR	8 JUN 1990	T53	25.97	25.97		
4	2123	LAKATOS Brent	CAN	1 JUN 1980	T53	26.20	26.20		
5	2177	ZHAO Yufei	CHN	11 NOV 1988	T53	26.46	26.46		
6	2171	YU Shiran	CHN	5 NOV 1984	T53	26.17	26.17		
7	2147	LI Huzhao	CHN	18 JAN 1989	T53	26.08	26.08		
8	2487	ALADWANI Hamad N M E	KUW	27 DEC 1972	T53	26.67	26.67		
9	2096	SILVA Ariosvaldo Fernandes	BRA	23 DEC 1976	T53	26.61	26.61		

### LEGEND

**PB** Personal Best                      **SB** Season's Best



## Results

<b>WORLD RECORD</b>	<b>25.24</b>	<b>WADDELL Christopher</b>	USA	Atlanta, GA (USA)	2 JUL 2004
<b>PARALYMPIC RECORD</b>	<b>26.08</b>	<b>LI Huzhao</b>	CHN	London (GBR)	7 SEP 2012

HEAT 1/3 Start Time: 11:51 Wind: -0.1 m/s

Rank	Bib	Name	NPC Code	Date of Birth	Sport Class	Lane	Result	
1	2147	LI Huzhao	CHN	18 JAN 1989	T53	6	<b>26.08</b>	Q PR
2	2123	LAKATOS Brent	CAN	1 JUN 1980	T53	4	<b>26.20</b>	Q PB
3	2031	COLMAN Richard	AUS	28 NOV 1984	T53	2	<b>26.75</b>	q RR
4	2481	JUNG Dong Ho	KOR	11 JAN 1975	T53	7	<b>26.94</b>	PB
5	2858	AGUILAR Jesus	VEN	14 MAY 1963	T53	8	<b>27.69</b>	
6	2813	ABBOTT Zach	USA	31 OCT 1990	T53	3	<b>27.71</b>	
7	2449	MATSUNAGA Hitoshi	JPN	15 SEP 1972	T53	5	<b>28.32</b>	

HEAT 2/3 Start Time: 11:58 Wind: -0.1 m/s

Rank	Bib	Name	NPC Code	Date of Birth	Sport Class	Lane	Result	
1	2171	YU Shiran	CHN	5 NOV 1984	T53	8	<b>26.17</b>	Q PB
2	2096	SILVA Ariosvaldo Fernandes	BRA	23 DEC 1976	T53	7	<b>26.61</b>	Q PB
3	2825	GEORGE Joshua	USA	18 MAR 1984	T53	5	<b>26.76</b>	
4	2842	SIEMANN Brian	USA	7 OCT 1989	T53	4	<b>26.78</b>	
5	2483	YOO Byunghoon	KOR	30 JUN 1972	T53	6	<b>27.32</b>	SB
6	2287	FAIRBANK Pierre	FRA	27 JUL 1971	T53	9	<b>27.52</b>	PB
7	2742	INTASEN Sopa	THA	25 MAR 1982	T53	2	<b>27.97</b>	SB
8	2541	RAMIREZ VALENCIA Jaime	MEX	30 APR 1963	T53	3	<b>28.78</b>	SB

HEAT 3/3 Start Time: 12:05 Wind: -0.1 m/s

Rank	Bib	Name	NPC Code	Date of Birth	Sport Class	Lane	Result	
1	2177	ZHAO Yufei	CHN	11 NOV 1988	T53	5	<b>26.46</b>	Q PB
2	2487	ALADWANI Hamad N M E	KUW	27 DEC 1972	T53	6	<b>26.67</b>	Q PB
3	2307	BUSHELL Mickey	GBR	8 JUN 1990	T53	4	<b>26.73</b>	q RR
4	2441	HIROMICHI Jun	JPN	21 DEC 1973	T53	3	<b>27.84</b>	
5	2121	GAUTHIER Eric	CAN	2 AUG 1971	T53	2	<b>28.26</b>	
6	2788	BANI HASHEM Mohamed	UAE	11 FEB 1985	T53	8	<b>28.39</b>	SB
7	2746	KRUNGGET Pichet	THA	16 MAR 1975	T53	7	<b>29.11</b>	SB

Qualification: First 2 in each heat (Q) and the next 2 fastest (q) advance to the Final.

## Weather conditions at the beginning of the 1st heat

Temperature: 16 °C Humidity: 68 % Conditions: Sunny

## NOTES

IPC 18.5 - Athlete does not keep his lane from start to finish (except 18.6 (a) or (b))

## LEGEND

<b>PB</b>	Personal Best	<b>PR</b>	Paralympic Record	<b>Q</b>	Qualified by place	<b>q</b>	Qualified by time
<b>RR</b>	Regional Record	<b>SB</b>	Season's Best				



Olympic Stadium

FRI 7 SEP 2012

Athletics

Men's 200m — T53

Round 1



## Start List

<b>WORLD RECORD</b>	<b>25.24</b>	<b>WADDELL Christopher</b>	USA	Atlanta, GA (USA)	2 JUL 2004
<b>PARALYMPIC RECORD</b>	<b>26.31</b>	<b>HONG Sukman</b>	KOR	Athens (GRE)	27 SEP 2004

## HEAT 1/3 Start Time: 11:51

Lane	Bib	Name	NPC Code	Date of Birth	Sport Class	PB	SB	Result	Rank
2	2031	COLMAN Richard	AUS	28 NOV 1984	T53	26.11	26.75		
3	2813	ABBOTT Zach	USA	31 OCT 1990	T53	27.37	27.37		
4	2123	LAKATOS Brent	CAN	1 JUN 1980	T53	26.26	26.26		
5	2449	MATSUNAGA Hitoshi	JPN	15 SEP 1972	T53	27.77	27.93		
6	2147	LI Huzhao	CHN	18 JAN 1989	T53	26.19			
7	2481	JUNG Dong Ho	KOR	11 JAN 1975	T53	27.52	28.52		
8	2858	AGUILAR Jesus	VEN	14 MAY 1963	T53	27.29	27.41		

## HEAT 2/3 Start Time: 11:58

Lane	Bib	Name	NPC Code	Date of Birth	Sport Class	PB	SB	Result	Rank
2	2742	INTASEN Sopa	THA	25 MAR 1982	T53	27.06			
3	2541	RAMIREZ VALENCIA Jaime	MEX	30 APR 1963	T53	28.16	28.98		
4	2842	SIEMANN Brian	USA	7 OCT 1989	T53	26.41	26.41		
5	2825	GEORGE Joshua	USA	18 MAR 1984	T53	26.60	26.60		
6	2483	YOO Byunghoon	KOR	30 JUN 1972	T53	27.13	28.29		
7	2096	SILVA Ariosvaldo Fernandes	BRA	23 DEC 1976	T53	26.73	27.30		
8	2171	YU Shiran	CHN	5 NOV 1984	T53	26.47	27.41		
9	2287	FAIRBANK Pierre	FRA	27 JUL 1971	T53	27.95	27.95		

## HEAT 3/3 Start Time: 12:05

Lane	Bib	Name	NPC Code	Date of Birth	Sport Class	PB	SB	Result	Rank
2	2121	GAUTHIER Eric	CAN	2 AUG 1971	T53	26.98	27.24		
3	2441	HIROMICHI Jun	JPN	21 DEC 1973	T53	27.15	27.61		
4	2307	BUSHELL Mickey	GBR	8 JUN 1990	T53	25.97	25.97		
5	2177	ZHAO Yufei	CHN	11 NOV 1988	T53	26.99	27.28		
6	2487	ALADWANI Hamad N M E	KUW	27 DEC 1972	T53	27.60	27.76		
7	2746	KRUNGGET Pichet	THA	16 MAR 1975	T53	26.74			
8	2788	BANI HASHEM Mohamed	UAE	11 FEB 1985	T53	27.92	28.53		

Qualification: First 2 in each heat and the next 2 fastest advance to the Final.

## LEGEND

**PB** Personal Best      **SB** Season's Best





Olympic Stadium

FRI 7 SEP 2012  
21:17

Athletics

Men's 400m — T11

Final



## Results

<b>WORLD RECORD</b>	<b>49.82</b>	<b>SILVA Daniel</b>	BRA	Guadalajara (MEX)	18 NOV 2011
<b>PARALYMPIC RECORD</b>	<b>50.03</b>	<b>ARMANDO Jose Sayovo</b>	ANG	Athens (GRE)	25 SEP 2004

Rank	Bib	Name	NPC Code	Date of Birth	Sport Class	Lane	Reaction Time	Result
1	2020	<b>ARMANDO Jose Sayovo</b>	ANG	3 MAR 1973	T11	8	0.208	<b>50.75</b> PB
		Guide PALANCA Nicolau	ANG	15 NOV 1988				
2	2090	<b>PRADO Lucas</b>	BRA	27 MAY 1985	T11	4	0.145	<b>51.44</b> SB
		Guide ALVES MARTINS Laercio	BRA	14 OCT 1979				
3	2292	<b>MAKUNDA Gauthier Tresor</b>	FRA	15 SEP 1983	T11	1	0.173	<b>52.45</b>
		Guide LANEYRIE Antoine	FRA	10 JUN 1988				
	2098	<b>SILVA Daniel</b>	BRA	15 JUN 1979	T11	5		<b>DNS</b>
		Guide SOUZA LOPES Leonardo	BRA	2 APR 1987				

### Weather conditions

Temperature: 24 °C Humidity: 32 % Conditions: Sky Clear

### LEGEND

**DNS** Did Not Start      **PB** Personal Best      **SB** Season's Best



Olympic Stadium

FRI 7 SEP 2012  
21:17

Athletics

Men's 400m — T11

Final



### Start List

<b>WORLD RECORD</b>	<b>49.82</b>	<b>SILVA Daniel</b>	BRA	Guadalajara (MEX)	18 NOV 2011
<b>PARALYMPIC RECORD</b>	<b>50.03</b>	<b>ARMANDO Jose Sayovo</b>	ANG	Athens (GRE)	25 SEP 2004

Lane	Bib	Name	NPC Code	Date of Birth	Sport Class	PB	SB	Result	Rank
1	2292	MAKUNDA Gauthier Tresor	FRA	15 SEP 1983	T11	52.08	52.08		
		Guide LANEYRIE Antoine	FRA	10 JUN 1988					
3	2090	PRADO Lucas	BRA	27 MAY 1985	T11	50.30	52.00		
		Guide ALVES MARTINS Laercio	BRA	14 OCT 1979					
5	2098	SILVA Daniel	BRA	15 JUN 1979	T11	49.82	51.41		
		Guide SOUZA LOPES Leonardo	BRA	2 APR 1987					
7	2020	ARMANDO Jose Sayovo	ANG	3 MAR 1973	T11	52.04	52.04		
		Guide PALANCA Nicolau	ANG	15 NOV 1988					

<b>LEGEND</b>	
<b>PB</b> Personal Best	<b>SB</b> Season's Best



Olympic Stadium

THU 6 SEP 2012

Athletics

Men's 400m — T11

Round 1



## Results

<b>WORLD RECORD</b>	<b>49.82</b>	<b>SILVA Daniel</b>	BRA	Guadalajara (MEX)	18 NOV 2011
<b>PARALYMPIC RECORD</b>	<b>50.03</b>	<b>ARMANDO Jose Sayovo</b>	ANG	Athens (GRE)	25 SEP 2004

HEAT 1/3 Start Time: 21:44

Rank	Bib	Name	NPC Code	Date of Birth	Sport Class	Lane	Reaction Time	Result	
1	2020	<b>ARMANDO Jose Sayovo</b>	ANG	3 MAR 1973	T11	6	0.182	<b>52.04</b>	Q PB
		Guide PALANCA Nicolau	ANG	15 NOV 1988					
2	2292	<b>MAKUNDA Gauthier Tresor</b>	FRA	15 SEP 1983	T11	3	0.149	<b>52.08</b>	q PB
		Guide LANEYRIE Antoine	FRA	10 JUN 1988					
3	2863	<b>HERRERA Oscar David</b>	VEN	17 OCT 1975	T11	8	0.169	<b>56.55</b>	SB
		Guide TORREALBA Richard	VEN	13 JUN 1981					
4	2097	<b>SILVA Carlos J Barto</b>	BRA	6 MAY 1982	T11	2	0.210	<b>56.83</b>	SB
		Guide DAMIAO Cassio Henrique	BRA	25 FEB 1974					

HEAT 2/3 Start Time: 21:53

Rank	Bib	Name	NPC Code	Date of Birth	Sport Class	Lane	Reaction Time	Result	
1	2098	<b>SILVA Daniel</b>	BRA	15 JUN 1979	T11	4	0.158	<b>51.41</b>	Q SB
		Guide SOUZA LOPES Leonardo	BRA	2 APR 1987					
2	2212	<b>IZNAGA Arian</b>	CUB	14 JAN 1978	T11	2	0.169	<b>53.95</b>	SB
		Guide PEREZ GOMEZ Yaseen	CUB	22 OCT 1980					
3	2021	<b>SANTOS Octavio Angelo Dos</b>	ANG	2 SEP 1981	T11	8	0.185	<b>55.09</b>	SB
		Guide MARITI Abel Pires Maquina	ANG	7 JUL 1977					
	2128	<b>WALSH Dustin Riley</b>	CAN	3 JUL 1983	T11	6	0.141	<b>DQ</b>	IPC 18.5
		Guide WILLIAMSON Dylan	CAN	30 APR 1990					

HEAT 3/3 Start Time: 22:02

Rank	Bib	Name	NPC Code	Date of Birth	Sport Class	Lane	Reaction Time	Result	
1	2090	<b>PRADO Lucas</b>	BRA	27 MAY 1985	T11	4	0.152	<b>52.00</b>	Q SB
		Guide ALVES MARTINS Laercio	BRA	14 OCT 1979					
2	2558	<b>SHIKONGO Ananias</b>	NAM	21 JUL 1986	T11	8	0.182	<b>52.45</b>	PB
		Guide TJIVIJU Even	NAM	2 FEB 1992					
3	2118	<b>DUNKERLEY Jonathan Peter</b>	CAN	5 MAY 1980	T11	6	0.161	<b>55.27</b>	
		Guide YOUNG Sean	CAN	3 MAY 1983					
4	2552	<b>BULANDE Pita Rondao</b>	MOZ	10 NOV 1993	T11	2	0.178	<b>57.51</b>	SB
		Guide MACUNGO Fernando Lucas	MOZ	12 JAN 1991					

Qualification: First in each heat (Q) and the next 1 fastest (q) advance to the Final.

## Weather conditions at the beginning of the 1st heat

Temperature: 21 °C Humidity: 39 % Conditions: Sky Clear

<b>NOTES</b>	
IPC 18.5 - Athlete does not keep his lane from start to finish (except 18.6 (a) or (b))	

<b>LEGEND</b>	
<b>DQ</b> Disqualified	<b>PB</b> Personal Best
<b>SB</b> Season's Best	<b>Q</b> Qualified by place
	<b>q</b> Qualified by time




Olympic Stadium

THU 6 SEP 2012

Athletics

Men's 400m — T11

Round 1



## Start List

<b>WORLD RECORD</b>	<b>49.82</b>	<b>SILVA Daniel</b>	BRA	Guadalajara (MEX)	18 NOV 2011
<b>PARALYMPIC RECORD</b>	<b>50.03</b>	<b>ARMANDO Jose Sayovo</b>	ANG	Athens (GRE)	25 SEP 2004

## HEAT 1/3 Start Time: 21:44

Lane	Bib	Name	NPC Code	Date of Birth	Sport Class	PB	SB	Result	Rank
1	2097	SILVA Carlos J Barto	BRA	6 MAY 1982	T11	55.13			
		Guide DAMIAO Cassio Henrique	BRA	25 FEB 1974					
3	2292	MAKUNDA Gauthier Tresor	FRA	15 SEP 1983	T11	52.79	52.79		
		Guide LANEYRIE Antoine	FRA	10 JUN 1988					
5	2020	ARMANDO Jose Sayovo	ANG	3 MAR 1973	T11	52.22	52.94		
		Guide PALANCA Nicolau	ANG	15 NOV 1988					
7	2863	HERRERA Oscar David	VEN	17 OCT 1975	T11	56.20	57.37		
		Guide TORREALBA Richard	VEN	13 JUN 1981					

## HEAT 2/3 Start Time: 21:53

Lane	Bib	Name	NPC Code	Date of Birth	Sport Class	PB	SB	Result	Rank
1	2212	IZNAGA Arian	CUB	14 JAN 1978	T11	52.21			
		Guide PEREZ GOMEZ Yaseen	CUB	22 OCT 1980					
3	2098	SILVA Daniel	BRA	15 JUN 1979	T11	49.82	52.59		
		Guide SOUZA LOPES Leonardo	BRA	2 APR 1987					
5	2128	WALSH Dustin Riley	CAN	3 JUL 1983	T11	53.77	53.77		
		Guide WILLIAMSON Dylan	CAN	30 APR 1990					
7	2021	SANTOS Octavio Angelo Dos	ANG	2 SEP 1981	T11	51.60	55.55		
		Guide MARITI Abel Pires Maquina	ANG	7 JUL 1977					

## HEAT 3/3 Start Time: 22:02

Lane	Bib	Name	NPC Code	Date of Birth	Sport Class	PB	SB	Result	Rank
1	2552	BULANDE Pita Rondao	MOZ	10 NOV 1993	T11				
		Guide MACUNGO Fernando Lucas	MOZ	12 JAN 1991					
3	2090	PRADO Lucas	BRA	27 MAY 1985	T11	50.30	52.53		
		Guide ALVES MARTINS Laercio	BRA	14 OCT 1979					
5	2118	DUNKERLEY Jonathan Peter	CAN	5 MAY 1980	T11	54.70	54.70		
		Guide YOUNG Sean	CAN	3 MAY 1983					
7	2558	SHIKONGO Ananias	NAM	21 JUL 1986	T11	52.98	55.40		
		Guide TJIVIJU Even	NAM	2 FEB 1992					

Qualification: First in each heat and the next 1 fastest advance to the Final.

## LEGEND

**PB** Personal Best      **SB** Season's Best



Olympic Stadium

THU 6 SEP 2012  
19:00

Athletics

Men's 400m — T12

Final



## Results

<b>WORLD RECORD</b>	<b>48.62</b>	<b>POTRA Gabriel</b>	POR	Villeneuve-d'Ascq (FRA)	25 JUL 2002
<b>PARALYMPIC RECORD</b>	<b>48.93</b>	<b>ADESOJI Adekunle</b>	NGR	Athens (GRE)	25 SEP 2004

Rank	Bib	Name	NPC Code	Date of Birth	Sport Class	Lane	Reaction Time	Result
1	2768	<b>KHALDI Mahmoud</b>	TUN	6 DEC 1985	T12	3	0.251	<b>48.52</b> WR
2	2637	<b>LANGENHOVEN Hilton</b>	RSA	21 JUN 1983	T12	5	0.206	<b>49.04</b> PB
3	2532	<b>GONZALEZ SAUCEDA Jorge B.</b>	MEX	30 DEC 1993	T12	7	0.218	<b>50.41</b> PB
4	2255	<b>DESGARREGA PUIGDEVALL G.</b>	ESP	2 MAY 1994	T12	1	0.179	<b>50.68</b>
		Guide <b>GUERRERO DIAZ Alejandro</b>	ESP	18 JUN 1989				

### Weather conditions

Temperature: 21 °C      Humidity: 38 %      Conditions: Sunny

### LEGEND

**PB** Personal Best      **WR** World Record



Olympic Stadium

THU 6 SEP 2012  
19:00

Athletics

Men's 400m — T12

Final



## Start List

<b>WORLD RECORD</b>	<b>48.62</b>	<b>POTRA Gabriel</b>	POR	Villeneuve-d'Ascq (FRA)	25 JUL 2002
<b>PARALYMPIC RECORD</b>	<b>48.93</b>	<b>ADESOJI Adekunle</b>	NGR	Athens (GRE)	25 SEP 2004

Lane	Bib	Name	NPC Code	Date of Birth	Sport Class	PB	SB	Result	Rank
1	2255	DESGARREGA PUIGDEVALL G.	ESP	2 MAY 1994	T12	50.43	50.43		
		Guide GUERRERO DIAZ Alejandro	ESP	18 JUN 1989					
3	2768	KHALDI Mahmoud	TUN	6 DEC 1985	T12	49.02	49.02		
5	2637	LANGENHOVEN Hilton	RSA	21 JUN 1983	T12	49.42	49.42		
7	2532	GONZALEZ SAUCEDA Jorge B.	MEX	30 DEC 1993	T12	50.43	50.43		

### LEGEND

**PB** Personal Best                      **SB** Season's Best



Olympic Stadium

TUE 4 SEP 2012

Athletics

Men's 400m — T12

Semifinals



## Results

<b>WORLD RECORD</b>	<b>48.62</b>	<b>POTRA Gabriel</b>	POR	Villeneuve-d'Ascq (FRA)	25 JUL 2002
<b>PARALYMPIC RECORD</b>	<b>48.93</b>	<b>ADESOJI Adekunle</b>	NGR	Athens (GRE)	25 SEP 2004

SEMIFINAL 1/2 Start Time: 11:40

Rank	Bib	Name	NPC Code	Date of Birth	Sport Class	Lane	Reaction Time	Result	
1	2637	LANGENHOVEN Hilton	RSA	21 JUN 1983	T12	3	0.205	<b>49.42</b>	Q =PB
2	2157	SUN Qichao	CHN	13 DEC 1994	T12	5	0.165	<b>50.96</b>	
3	2063	OSMANOV Rza	AZE	26 NOV 1983	T12	7	0.168	<b>51.34</b>	SB
	2100	SIQUEIRA Thierb	BRA	12 FEB 1990	T12	1	0.191	<b>DQ</b>	IPC 7.8
	Guide	PEREIRA MANARIN Roger	BRA	15 SEP 1981					

SEMIFINAL 2/2 Start Time: 11:50

Rank	Bib	Name	NPC Code	Date of Birth	Sport Class	Lane	Reaction Time	Result	
1	2768	KHALDI Mahmoud	TUN	6 DEC 1985	T12	3	0.227	<b>49.02</b>	Q PB
2	2532	GONZALEZ SAUCEDA Jorge B.	MEX	30 DEC 1993	T12	5	0.222	<b>50.43</b>	q PB
3	2255	DESGARREGA PUIGDEVALL G.	ESP	2 MAY 1994	T12	7	0.157	<b>50.43</b>	q PB
	Guide	GUERRERO DIAZ Alejandro	ESP	18 JUN 1989					
4	2286	DELEPLACE Hyacinthe	FRA	25 JUN 1989	T12	1	0.188	<b>51.40</b>	

Qualification: First in each heat (Q) and the next 2 fastest (q) advance to the Final.

## Weather conditions at the beginning of the 1st heat

Temperature: 16 °C Humidity: 87 % Conditions: Partly cloudy

## NOTES

IPC 7.8 - Guide runner and athlete more than 50cm apart except in last 10m

## LEGEND

=PB	Equal Personal Best	DQ	Disqualified	PB	Personal Best	Q	Qualified by place
q	Qualified by time	SB	Season's Best				




Olympic Stadium

TUE 4 SEP 2012

Athletics

Men's 400m — T12

Semifinals



## Start List

<b>WORLD RECORD</b>	<b>48.62</b>	<b>POTRA Gabriel</b>	POR	Villeneuve-d'Ascq (FRA)	25 JUL 2002
<b>PARALYMPIC RECORD</b>	<b>48.93</b>	<b>ADESOJI Adekunle</b>	NGR	Athens (GRE)	25 SEP 2004

## SEMIFINAL 1/2

Start Time: 11:25

Lane	Bib	Name	NPC Code	Date of Birth	Sport Class	PB	SB	Result	Rank
1	2100	SIQUEIRA Thierb	BRA	12 FEB 1990	T12	50.79	50.80		
		Guide PEREIRA MANARIN Roger	BRA	15 SEP 1981					
3	2637	LANGENHOVEN Hilton	RSA	21 JUN 1983	T12	49.42	49.42		
5	2157	SUN Qichao	CHN	13 DEC 1994	T12	50.43	50.43		
7	2063	OSMANOV Rza	AZE	26 NOV 1983	T12	50.28	51.46		

## SEMIFINAL 2/2

Start Time: 11:32

Lane	Bib	Name	NPC Code	Date of Birth	Sport Class	PB	SB	Result	Rank
1	2286	DELEPLACE Hyacinthe	FRA	25 JUN 1989	T12	51.09	51.09		
3	2768	KHALDI Mahmoud	TUN	6 DEC 1985	T12	50.01	50.58		
5	2532	GONZALEZ SAUCEDA Jorge Benjamin	MEX	30 DEC 1993	T12	50.83	50.83		
7	2255	DESGARREGA PUIGDEVALL Gerard	ESP	2 MAY 1994	T12	50.91	50.91		
		Guide GUERRERO DIAZ Alejandro	ESP	18 JUN 1989					

**Qualification:** First in each heat and the next 2 fastest advance to the Final.

## LEGEND

**PB** Personal Best                      **SB** Season's Best






Olympic Stadium

SUN 2 SEP 2012

Athletics

Men's 400m — T12

Round 1



## Results

<b>WORLD RECORD</b>	<b>48.62</b>	<b>POTRA Gabriel</b>	POR	Villeneuve-d'Ascq (FRA)	25 JUL 2002
<b>PARALYMPIC RECORD</b>	<b>48.93</b>	<b>ADESOJI Adekunle</b>	NGR	Athens (GRE)	25 SEP 2004

HEAT 1/4 Start Time: 19:00

Rank	Bib	Name	NPC Code	Date of Birth	Sport Class	Lane	Reaction Time	Result	
1	2637	LANGENHOVEN Hilton	RSA	21 JUN 1983	T12	3	0.197	<b>49.86</b>	<b>Q</b>
2	2100	SIQUEIRA Thierb	BRA	12 FEB 1990	T12	7	0.215	<b>50.80</b>	<b>q SB</b>
		Guide PEREIRA MANARIN Roger	BRA	15 SEP 1981					
3	2615	ALVES Rodolfo	POR	13 AUG 1976	T12	5	0.210	<b>54.00</b>	

HEAT 2/4 Start Time: 19:06

Rank	Bib	Name	NPC Code	Date of Birth	Sport Class	Lane	Reaction Time	Result	
1	2532	GONZALEZ SAUCEDA Jorge Benjamin	MEX	30 DEC 1993	T12	3	0.202	<b>50.83</b>	<b>Q PB</b>
2	2063	OSMANOV Rza	AZE	26 NOV 1983	T12	1	0.165	<b>51.46</b>	<b>q SB</b>
3	2556	ALOISIUS Martin Amutenya	NAM	14 AUG 1989	T12	7	0.252	<b>57.73</b>	<b>SB</b>
	2781	DENIZ Semih	TUR	5 JAN 1989	T12	5	0.203	<b>DQ</b>	<b>IPC 18.5</b>

HEAT 3/4 Start Time: 19:12

Rank	Bib	Name	NPC Code	Date of Birth	Sport Class	Lane	Reaction Time	Result	
1	2768	KHALDI Mahmoud	TUN	6 DEC 1985	T12	1	0.243	<b>50.58</b>	<b>Q SB</b>
2	2286	DELEPLACE Hyacinthe	FRA	25 JUN 1989	T12	3	0.169	<b>51.09</b>	<b>q PB</b>
3	2342	SCHROEDER Matthias	GER	24 SEP 1982	T12	5	0.159	<b>52.04</b>	
		Guide SCHNEIDER Tobias	GER	20 AUG 1985					
4	2475	MWENDO Henry Nzungi	KEN	4 AUG 1986	T12	7	0.249	<b>52.67</b>	<b>SB</b>

HEAT 4/4 Start Time: 19:18

Rank	Bib	Name	NPC Code	Date of Birth	Sport Class	Lane	Reaction Time	Result	
1	2157	SUN Qichao	CHN	13 DEC 1994	T12	3	0.186	<b>50.91</b>	<b>Q</b>
2	2255	DESGARREGA PUIGDEVALL Gerard	ESP	2 MAY 1994	T12	5	0.213	<b>50.91</b>	<b>q PB</b>
		Guide GUERRERO DIAZ Alejandro	ESP	18 JUN 1989					
3	2783	ONER Mehmet Nesim	TUR	20 DEC 1994	T12	7	0.155	<b>52.53</b>	<b>PB</b>
4	2751	SONGPHINIT Suphachai	THA	30 NOV 1984	T12	1	0.190	<b>53.03</b>	<b>SB</b>

Qualification: First in each heat (Q) and the next 4 fastest (q) advance to the Semifinals.

## Weather conditions at the beginning of the 1st heat

Temperature: 15 °C Humidity: 86 % Conditions: Cloudy

**NOTES**  
IPC 18.5 - Athlete does not keep his lane from start to finish (except 18.6 (a) or (b))

LEGEND	
<b>DQ</b> Disqualified	<b>PB</b> Personal Best
<b>SB</b> Season's Best	<b>Q</b> Qualified by place
	<b>q</b> Qualified by time



Olympic Stadium

SUN 2 SEP 2012

Athletics

Men's 400m — T12

Round 1



## Start List

<b>WORLD RECORD</b>	<b>48.62</b>	<b>POTRA Gabriel</b>	POR	Villeneuve-d'Ascq (FRA)	25 JUL 2002
<b>PARALYMPIC RECORD</b>	<b>48.93</b>	<b>ADESOJI Adekunle</b>	NGR	Athens (GRE)	25 SEP 2004

## HEAT 1/4 Start Time: 19:00

Lane	Bib	Name	NPC Code	Date of Birth	Sport Class	PB	SB	Result	Rank
3	2637	LANGENHOVEN Hilton	RSA	21 JUN 1983	T12	49.42	49.42		
5	2615	ALVES Rodolfo	POR	13 AUG 1976	T12	52.42	52.42		
7	2100	SIQUEIRA Thierb	BRA	12 FEB 1990	T12	50.79	52.82		
		Guide PEREIRA MANARIN Roger	BRA	15 SEP 1981					

## HEAT 2/4 Start Time: 19:06

Lane	Bib	Name	NPC Code	Date of Birth	Sport Class	PB	SB	Result	Rank
1	2063	OSMANOV Rza	AZE	26 NOV 1983	T12	50.28			
3	2532	GONZALEZ SAUCEDA Jorge Benjamin	MEX	30 DEC 1993	T12	51.02	51.02		
5	2781	DENIZ Semih	TUR	5 JAN 1989	T12	52.14	52.14		
7	2556	ALOISIUS Martin Amutenya	NAM	14 AUG 1989	T12	51.70			

## HEAT 3/4 Start Time: 19:12

Lane	Bib	Name	NPC Code	Date of Birth	Sport Class	PB	SB	Result	Rank
1	2768	KHALDI Mahmoud	TUN	6 DEC 1985	T12	50.01			
3	2286	DELEPLACE Hyacinthe	FRA	25 JUN 1989	T12	51.60	51.60		
5	2342	SCHROEDER Matthias	GER	24 SEP 1982	T12	50.64	51.73		
		Guide SCHNEIDER Tobias	GER	20 AUG 1985					
7	2475	MWENDO Henry Nzungi	KEN	4 AUG 1986	T12	49.82			

## HEAT 4/4 Start Time: 19:18

Lane	Bib	Name	NPC Code	Date of Birth	Sport Class	PB	SB	Result	Rank
1	2751	SONGPHINIT Suphachai	THA	30 NOV 1984	T12	52.76			
3	2157	SUN Qichao	CHN	13 DEC 1994	T12	50.43	50.43		
5	2255	DESGARREGA PUIGDEVALL Gerard	ESP	2 MAY 1994	T12	51.01	52.37		
		Guide GUERRERO DIAZ Alejandro	ESP	18 JUN 1989					
7	2783	ONER Mehmet Nesim	TUR	20 DEC 1994	T12	53.23	53.56		

Qualification: First in each heat and the next 4 fastest advance to the Semifinals.

## LEGEND

**PB** Personal Best      **SB** Season's Best



Olympic Stadium

SUN 2 SEP 2012  
20:41

Athletics

Men's 400m — T13

Final



## Results

<b>WORLD RECORD</b>	<b>47.88</b>	<b>ADESOJI Adekunle</b>	NGR	Johannesburg (RSA)	1999
<b>PARALYMPIC RECORD</b>	<b>49.04</b>	<b>AMGUOUN Mohamed</b>	MAR	London (GBR)	31 AUG 2012

Rank	Bib	Name	NPC Code	Date of Birth	Sport Class	Lane	Reaction Time	Result
1	2673	<b>LABZIN Alexey</b>	RUS	7 DEC 1978	T13	2	0.168	<b>48.59</b> PR,RR
2	2687	<b>ZVEREV Alexander</b>	RUS	7 NOV 1989	T13	6	0.173	<b>48.83</b> PB
3	2505	<b>AMGUOUN Mohamed</b>	MAR	8 NOV 1988	T13	5	0.209	<b>49.45</b>
4	2364	<b>PROTOS Ioannis</b>	GRE	26 SEP 1982	T13	8	0.241	<b>49.67</b> SB
5	2416	<b>KADHIM Hussein</b>	IRQ	13 SEP 1986	T13	4	0.175	<b>49.76</b> RR
6	2015	<b>NASSER Djamil</b>	ALG	4 DEC 1991	T13	7	0.231	<b>49.88</b> PB
7	2017	<b>SEKHRI Zine Eddine</b>	ALG	30 NOV 1987	T13	3	0.172	<b>51.16</b> PB
8	2836	<b>PRICE Markeith</b>	USA	19 MAY 1990	T13	9	0.250	<b>51.98</b>

### Weather conditions

Temperature: 18 °C Humidity: 83 % Conditions: Cloudy

### LEGEND

<b>PB</b>	Personal Best	<b>PR</b>	Paralympic Record	<b>RR</b>	Regional Record	<b>SB</b>	Season's Best
-----------	---------------	-----------	-------------------	-----------	-----------------	-----------	---------------




Olympic Stadium

SUN 2 SEP 2012  
20:41

Athletics

Men's 400m — T13

Final



### Start List

**REVISED**  
31 AUG 13:03

<b>WORLD RECORD</b>	<b>47.88</b>	<b>ADESOJI Adekunle</b>	NGR	Johannesburg (RSA)	1999
<b>PARALYMPIC RECORD</b>	<b>49.04</b>	<b>AMGUOUN Mohamed</b>	MAR	London (GBR)	31 AUG 2012

Lane	Bib	Name	NPC Code	Date of Birth	Sport Class	PB	SB	Result	Rank
2	2673	LABZIN Alexey	RUS	7 DEC 1978	T13	51.48	51.48		
3	2017	SEKHRI Zine Eddine	ALG	30 NOV 1987	T13	51.64	51.64		
4	2416	KADHIM Hussein	IRQ	13 SEP 1986	T13	49.85	50.20		
5	2505	AMGUOUN Mohamed	MAR	8 NOV 1988	T13	49.04	49.04		
6	2687	ZVEREV Alexander	RUS	7 NOV 1989	T13	49.41			
7	2015	NASSER Djamil	ALG	4 DEC 1991	T13	50.45	50.45		
8	2364	PROTOS Ioannis	GRE	26 SEP 1982	T13	49.51	50.06		
9	2836	PRICE Markeith	USA	19 MAY 1990	T13	51.11	51.11		

**LEGEND**

**PB** Personal Best                      **SB** Season's Best

Start list revised according to changed results of round 1.




Olympic Stadium

FRI 31 AUG 2012

Athletics

Men's 400m — T13

Round 1



## Results

REVISED  
31 AUG 12:09

HEAT 1/2 Start Time: 10:55

Rank	Bib	Name	NPC Code	Date of Birth	Sport Class	Lane	Reaction Time	Result	
1	2416	KADHIM Hussein	IRQ	13 SEP 1986	T13	7	0.271	50.36	Q RR
2	2364	PROTOS Ioannis	GRE	26 SEP 1982	T13	3	0.239	50.73	Q
3	2673	LABZIN Alexey	RUS	7 DEC 1978	T13	5	0.156	51.48	Q PB
4	2017	SEKHRI Zine Eddine	ALG	30 NOV 1987	T13	4	0.246	51.92	q
5	2079	ANDRADE Andre	BRA	4 JAN 1981	T13	6	0.172	54.90	
	2207	BARTELEMY SABLON Miguel	CUB	7 FEB 1991	T13	8	0.227	DQ	IPC 18.5

HEAT 2/2 Start Time: 11:04

Rank	Bib	Name	NPC Code	Date of Birth	Sport Class	Lane	Reaction Time	Result	
1	2505	AMGUOUN Mohamed	MAR	8 NOV 1988	T13	7	0.195	49.04	Q PR
2	2687	ZVEREV Alexander	RUS	7 NOV 1989	T13	5	0.187	49.80	Q
3	2015	NASSER Djamil	ALG	4 DEC 1991	T13	8	0.169	50.45	Q PB
4	2836	PRICE Markeith	USA	19 MAY 1990	T13	6	0.211	51.11	q PB
5	2617	CAVACO Hugo	POR	6 OCT 1993	T13	3	0.177	53.10	
6	2466	SALIMOV Islam	KAZ	18 DEC 1989	T13	4	0.179	54.14	PB

Qualification: First 3 in each heat (Q) and the next 2 fastest (q) advance to the Final.

## Weather conditions at the beginning of the 1st heat

Temperature: 13 °C Humidity: 54 % Conditions: Sunny

## LEGEND

DQ	Disqualified	PB	Personal Best	PR	Paralympic Record	Q	Qualified by place
q	Qualified by time	RR	Regional Record				

Athlete 2836 has been reinstated by decision of the track referee



Olympic Stadium

FRI 31 AUG 2012

Athletics

Men's 400m — T13

Round 1



## Start List

<b>WORLD RECORD</b>	<b>47.88</b>	<b>ADESOJI Adekunle</b>	NGR	Johannesburg (RSA)	1999
<b>PARALYMPIC RECORD</b>	<b>49.12</b>	<b>GALANO Luis Manuel</b>	CUB	Beijing (CHN)	10 SEP 2008

HEAT 1/2		Start Time: 10:55								
Lane	Bib	Name	NPC Code	Date of Birth	Sport Class	PB	SB	Result	Rank	
3	2364	PROTOS Ioannis	GRE	26 SEP 1982	T13	49.51	50.06			
4	2017	SEKHRI Zine Eddine	ALG	30 NOV 1987	T13	51.64	51.64			
5	2673	LABZIN Alexey	RUS	7 DEC 1978	T13	52.24	52.24			
6	2079	ANDRADE Andre	BRA	4 JAN 1981	T13	52.94				
7	2416	KADHIM Hussein	IRQ	13 SEP 1986	T13	49.85	50.20			
8	2207	BARTELEMY SABLON Miguel	CUB	7 FEB 1991	T13	51.20				

HEAT 2/2		Start Time: 11:04								
Lane	Bib	Name	NPC Code	Date of Birth	Sport Class	PB	SB	Result	Rank	
3	2617	CAVACO Hugo	POR	6 OCT 1993	T13	52.73	52.73			
4	2466	SALIMOV Islam	KAZ	18 DEC 1989	T13	54.24	54.24			
5	2687	ZVEREV Alexander	RUS	7 NOV 1989	T13	49.41				
6	2836	PRICE Markeith	USA	19 MAY 1990	T13	51.64	51.64			
7	2505	AMGUOUN Mohamed	MAR	8 NOV 1988	T13	49.72	49.72			
8	2015	NASSER Djamil	ALG	4 DEC 1991	T13	51.30	51.30			

Qualification: First 3 in each heat and the next 2 fastest advance to the Final.

<b>LEGEND</b>			
<b>PB</b>	Personal Best	<b>SB</b>	Season's Best



Olympic Stadium

TUE 4 SEP 2012  
20:45

Athletics

Men's 400m — T36

Final



## Results

<b>WORLD RECORD</b>	<b>54.13</b>	<b>PAVLYK Roman</b>	UKR	Beijing (CHN)	10 SEP 2008
<b>PARALYMPIC RECORD</b>	<b>54.13</b>	<b>PAVLYK Roman</b>	UKR	Beijing (CHN)	10 SEP 2008

Rank	Bib	Name	NPC Code	Date of Birth	Sport Class	Lane	Result
1	2682	SHVETCOV Evgenii	RUS	28 FEB 1988	T36	6	<b>53.31</b> WR
2	2306	BLAKE Paul	GBR	15 JAN 1990	T36	5	<b>54.22</b> PB
3	2805	PAVLYK Roman	UKR	1 DEC 1983	T36	4	<b>55.18</b> PB
4	2132	CHE Mian	CHN	27 APR 1983	T36	8	<b>55.99</b> RR
5	2686	ZHIRNOV Andrey	RUS	6 DEC 1989	T36	9	<b>57.53</b>
6	2654	AREFYEV Artem	RUS	17 JUN 1984	T36	7	<b>59.70</b>
7	2257	GONZALEZ Jose Manuel	ESP	19 SEP 1970	T36	3	<b>1:01.51</b>
8	2560	CUADRA HOLMAN Gabriel De Jesus	NCA	12 NOV 1992	T36	2	<b>1:02.88</b> SB

### Weather conditions

Temperature: 24 °C      Humidity: 57 %      Conditions: Cloudy

### LEGEND

<b>PB</b>	Personal Best	<b>RR</b>	Regional Record	<b>SB</b>	Season's Best	<b>WR</b>	World Record
-----------	---------------	-----------	-----------------	-----------	---------------	-----------	--------------



Olympic Stadium

TUE 4 SEP 2012  
20:47

Athletics

Men's 400m — T36

Final



### Start List

<b>WORLD RECORD</b>	<b>54.13</b>	<b>PAVLYK Roman</b>	UKR	Beijing (CHN)	10 SEP 2008
<b>PARALYMPIC RECORD</b>	<b>54.13</b>	<b>PAVLYK Roman</b>	UKR	Beijing (CHN)	10 SEP 2008

Lane	Bib	Name	NPC Code	Date of Birth	Sport Class	PB	SB	Result	Rank
2	2560	CUADRA HOLMAN Gabriel De Jesus	NCA	12 NOV 1992	T36				
3	2257	GONZALEZ Jose Manuel	ESP	19 SEP 1970	T36	1:01.01	1:01.01		
4	2805	PAVLYK Roman	UKR	1 DEC 1983	T36	56.57			
5	2306	BLAKE Paul	GBR	15 JAN 1990	T36	55.20	55.20		
6	2682	SHVETCOV Evgenii	RUS	28 FEB 1988	T36	54.28	54.93		
7	2654	AREFYEV Artem	RUS	17 JUN 1984	T36	56.77	56.77		
8	2132	CHE Mian	CHN	27 APR 1983	T36	56.82			
9	2686	ZHIRNOV Andrey	RUS	6 DEC 1989	T36	57.05	57.48		

<b>LEGEND</b>	
<b>PB</b>	Personal Best
<b>SB</b>	Season's Best





Olympic Stadium

MON 3 SEP 2012  
19:42

Athletics

Men's 400m — T38

Final



## Results

### T38 Records

<b>WORLD RECORD</b>	<b>49.33</b>	<b>CHIDA Mohamed Farhat</b>	TUN	Christchurch (NZL)	29 JAN 2011
<b>PARALYMPIC RECORD</b>	<b>50.30</b>	<b>SULLIVAN Tim</b>	AUS	Sydney, NSW (AUS)	27 OCT 2000

Rank	Bib	Name	NPC Code	Date of Birth	Sport Class	Lane	Result
1	2764	CHIDA Mohamed Farhat	TUN	11 SEP 1982	T38	8	<b>50.43</b> SB
2	2178	ZHOU Wenjun	CHN	1 JUL 1986	T38	7	<b>51.56</b> RR
3	2645	SEKAILWE Union	RSA	6 JAN 1986	T38	9	<b>51.97</b> PB
4	2776	SAIDI Abbes	TUN	9 FEB 1983	T38	5	<b>52.05</b> PB
5	2047	SULLIVAN Tim	AUS	16 SEP 1975	T38	3	<b>52.39</b> SB
6	2647	STANDER Marius	RSA	14 MAY 1984	T38	6	<b>53.62</b>
7	2857	HOUSSIMOLI Marcel	VAN	21 JUL 1988	T37	2	<b>1:07.61</b> SB
	2865	MONTEROLA Omar	VEN	1 AUG 1987	T37	4	<b>DNF</b>

### Weather conditions

Temperature: 25 °C Humidity: 39 % Conditions: Sky Clear

### LEGEND

**DNF** Did Not Finish      **PB** Personal Best      **RR** Regional Record      **SB** Season's Best



Olympic Stadium

MON 3 SEP 2012  
19:42

Athletics

Men's 400m — T38

Final



## Start List

### T38 Records

<b>WORLD RECORD</b>	<b>49.33</b>	<b>CHIDA Mohamed Farhat</b>	TUN	Christchurch (NZL)	29 JAN 2011
<b>PARALYMPIC RECORD</b>	<b>50.30</b>	<b>SULLIVAN Tim</b>	AUS	Sydney, NSW (AUS)	27 OCT 2000

Lane	Bib	Name	NPC Code	Date of Birth	Sport Class	PB	SB	Result	Rank
2	2857	HOUSSIMOLI Marcel	VAN	21 JUL 1988	T37		1:09.03		
3	2047	SULLIVAN Tim	AUS	16 SEP 1975	T38	50.30	53.67		
4	2865	MONTEROLA Omar	VEN	1 AUG 1987	T37	53.74	53.79		
5	2776	SAIDI Abbes	TUN	9 FEB 1983	T38	52.32	52.32		
6	2647	STANDER Marius	RSA	14 MAY 1984	T38	52.71	52.71		
7	2178	ZHOU Wenjun	CHN	1 JUL 1986	T38	52.07	52.57		
8	2764	CHIDA Mohamed Farhat	TUN	11 SEP 1982	T38	49.33	52.28		
9	2645	SEKAILWE Union	RSA	6 JAN 1986	T38	52.61	52.71		

### LEGEND

**PB** Personal Best                      **SB** Season's Best



Olympic Stadium

SUN 2 SEP 2012

Athletics

Men's 400m — T38

Round 1



## Results

## T38 Records

<b>WORLD RECORD</b>	<b>49.33</b>	<b>CHIDA Mohamed Farhat</b>	TUN	Christchurch (NZL)	29 JAN 2011
<b>PARALYMPIC RECORD</b>	<b>50.30</b>	<b>SULLIVAN Tim</b>	AUS	Sydney, NSW (AUS)	27 OCT 2000

## HEAT 1/2

Start Time: 10:52

Rank	Bib	Name	NPC Code	Date of Birth	Sport Class	Lane	Result	
1	2776	SAIDI Abbes	TUN	9 FEB 1983	T38	5	<b>52.32</b>	Q PB
2	2178	ZHOU Wenjun	CHN	1 JUL 1986	T38	6	<b>52.57</b>	Q SB
3	2645	SEKAILWE Union	RSA	6 JAN 1986	T38	7	<b>53.28</b>	Q
4	2047	SULLIVAN Tim	AUS	16 SEP 1975	T38	4	<b>53.67</b>	q SB
5	2857	HOUSSIMOLI Marcel	VAN	21 JUL 1988	T37	3	<b>1:09.03</b>	q SB
	2089	PINHEIRO Edson	BRA	3 JUN 1979	T38	8	<b>DQ</b>	IPC 18.5

## HEAT 2/2

Start Time: 10:58

Rank	Bib	Name	NPC Code	Date of Birth	Sport Class	Lane	Result	
1	2647	STANDER Marius	RSA	14 MAY 1984	T38	5	<b>53.52</b>	Q
2	2865	MONTEROLA Omar	VEN	1 AUG 1987	T37	4	<b>53.79</b>	Q SB
3	2764	CHIDA Mohamed Farhat	TUN	11 SEP 1982	T38	7	<b>55.12</b>	Q
4	2692	TOLEAFOA Milo	SAM	11 NOV 1986	T37	6	<b>1:09.97</b>	SB
5	2757	SOARES Filomeno	TLS	8 AUG 1991	T38	3	<b>1:14.23</b>	SB

Qualification: First 3 in each heat (Q) and the next 2 fastest (q) advance to the Final.

## Weather conditions at the beginning of the 1st heat

Temperature: 14 °C Humidity: 85 % Conditions: Cloudy

## NOTES

IPC 18.5 - Athlete does not keep his lane from start to finish (except 18.6 (a) or (b))

## LEGEND

**DQ** Disqualified      **PB** Personal Best      **Q** Qualified by place      **q** Qualified by time  
**SB** Season's Best



Olympic Stadium

SUN 2 SEP 2012

Athletics

Men's 400m — T38

Round 1



### Start List

<b>WORLD RECORD</b>	<b>49.33</b>	<b>CHIDA Mohamed Farhat</b>	TUN	Christchurch (NZL)	29 JAN 2011
<b>PARALYMPIC RECORD</b>	<b>50.30</b>	<b>SULLIVAN Tim</b>	AUS	Sydney, NSW (AUS)	27 OCT 2000

HEAT 1/2 Start Time: 10:52

Lane	Bib	Name	NPC Code	Date of Birth	Sport Class	PB	SB	Result	Rank
3	2857	HOUSSIMOLI Marcel	VAN	21 JUL 1988	T37				
4	2047	SULLIVAN Tim	AUS	16 SEP 1975	T38	50.30	55.75		
5	2776	SAIDI Abbes	TUN	9 FEB 1983	T38	52.48	53.72		
6	2178	ZHOU Wenjun	CHN	1 JUL 1986	T38	52.07			
7	2645	SEKAILWE Union	RSA	6 JAN 1986	T38	52.61	52.71		
8	2089	PINHEIRO Edson	BRA	3 JUN 1979	T38	55.40	1:06.69		

HEAT 2/2 Start Time: 10:58

Lane	Bib	Name	NPC Code	Date of Birth	Sport Class	PB	SB	Result	Rank
3	2757	SOARES Filomeno	TLS	8 AUG 1991	T38				
4	2865	MONTEROLA Omar	VEN	1 AUG 1987	T37	53.74	55.29		
5	2647	STANDER Marius	RSA	14 MAY 1984	T38	52.71	52.71		
6	2692	TOLEAFOA Milo	SAM	11 NOV 1986	T37				
7	2764	CHIDA Mohamed Farhat	TUN	11 SEP 1982	T38	49.33	52.28		

Qualification: First 3 in each heat and the next 2 fastest advance to the Final.

<b>LEGEND</b>
<b>PB</b> Personal Best <b>SB</b> Season's Best





Olympic Stadium

SAT 8 SEP 2012  
21:57

Athletics

Men's 400m — T44

Final



## Results

<b>WORLD RECORD</b>	<b>50.98</b>	<b>BIZZELL Jim Bob</b>	USA	Beijing (CHN)	16 SEP 2008
<b>PARALYMPIC RECORD</b>	<b>50.98</b>	<b>BIZZELL Jim Bob</b>	USA	Beijing (CHN)	16 SEP 2008

Rank	Bib	Name	NPC Code	Date of Birth	Sport Class	Lane	Result
1	2642	<b>PISTORIUS Oscar</b>	RSA	22 NOV 1986	T43	4	<b>46.68</b> PR
2	2830	<b>LEEPER Blake</b>	USA	31 AUG 1989	T43	7	<b>50.14</b> RR
3	2837	<b>PRINCE David</b>	USA	10 SEP 1983	T44	9	<b>50.61</b> WR
4	2087	<b>OLIVEIRA Alan Fonteles Cardoso</b>	BRA	21 AUG 1992	T43	5	<b>51.59</b> PB
5	2333	<b>BEHRE David</b>	GER	13 SEP 1986	T43	6	<b>51.65</b>
6	2846	<b>WALLACE Jarryd</b>	USA	15 MAY 1990	T44	2	<b>53.90</b>
7	2679	<b>PROKOPYEV Ivan</b>	RUS	14 SEP 1991	T43	3	<b>54.74</b>
8	2153	<b>LIU Zhiming</b>	CHN	20 AUG 1989	T44	8	<b>55.91</b>

### Weather conditions

Temperature: 27 °C      Humidity: 25 %      Conditions: Partly cloudy

### LEGEND

**PB** Personal Best      **PR** Paralympic Record      **RR** Regional Record      **WR** World Record



Olympic Stadium

SAT 8 SEP 2012  
21:57

Athletics

Men's 400m — T44

Final



## Start List

<b>WORLD RECORD</b>	<b>50.98</b>	<b>BIZZELL Jim Bob</b>	USA	Beijing (CHN)	16 SEP 2008
<b>PARALYMPIC RECORD</b>	<b>50.98</b>	<b>BIZZELL Jim Bob</b>	USA	Beijing (CHN)	16 SEP 2008

Lane	Bib	Name	NPC Code	Date of Birth	Sport Class	PB	SB	Result	Rank
2	2846	WALLACE Jarryd	USA	15 MAY 1990	T44	53.51	53.51		
3	2679	PROKOPYEV Ivan	RUS	14 SEP 1991	T43	53.86	53.86		
4	2642	PISTORIUS Oscar	RSA	22 NOV 1986	T43	45.39	48.31		
5	2087	OLIVEIRA Alan Fonteles Cardoso	BRA	21 AUG 1992	T43	53.02	53.02		
6	2333	BEHRE David	GER	13 SEP 1986	T43	51.37	51.37		
7	2830	LEEPER Blake	USA	31 AUG 1989	T43	50.63	50.63		
8	2153	LIU Zhiming	CHN	20 AUG 1989	T44	53.94	54.82		
9	2837	PRINCE David	USA	10 SEP 1983	T44	52.12	52.29		

### LEGEND

**PB** Personal Best                      **SB** Season's Best



Olympic Stadium

FRI 7 SEP 2012

Athletics

Men's 400m — T44

Round 1



## Results

<b>WORLD RECORD</b>	<b>50.98</b>	<b>BIZZELL Jim Bob</b>	USA	Beijing (CHN)	16 SEP 2008
<b>PARALYMPIC RECORD</b>	<b>50.98</b>	<b>BIZZELL Jim Bob</b>	USA	Beijing (CHN)	16 SEP 2008

HEAT 1/2		Start Time: 21:45						
Rank	Bib	Name	NPC Code	Date of Birth	Sport Class	Lane	Result	
1	2830	LEEPER Blake	USA	31 AUG 1989	T43	4	<b>50.63</b>	Q RR
2	2087	OLIVEIRA Alan Fonteles Cardoso	BRA	21 AUG 1992	T43	7	<b>53.02</b>	Q PB
3	2153	LIU Zhiming	CHN	20 AUG 1989	T44	8	<b>54.82</b>	Q RR
4	2428	SCENDONI Riccardo	ITA	21 OCT 1984	T44	6	<b>55.88</b>	PB
5	2049	SWIFT Jack	AUS	8 AUG 1985	T44	5	<b>55.94</b>	
6	2527	BENITEZ SANDOVAL Josue	MEX	12 APR 1981	T44	3	<b>59.79</b>	

HEAT 2/2		Start Time: 21:52						
Rank	Bib	Name	NPC Code	Date of Birth	Sport Class	Lane	Result	
1	2642	PISTORIUS Oscar	RSA	22 NOV 1986	T43	4	<b>48.31</b>	Q SB
2	2333	BEHRE David	GER	13 SEP 1986	T43	7	<b>51.37</b>	Q RR
3	2837	PRINCE David	USA	10 SEP 1983	T44	5	<b>52.29</b>	Q SB
4	2846	WALLACE Jarryd	USA	15 MAY 1990	T44	3	<b>53.51</b>	q PB
5	2679	PROKOPYEV Ivan	RUS	14 SEP 1991	T43	6	<b>53.86</b>	q PB
	2452	SATO Keita	JPN	26 JUL 1991	T44	8	<b>DQ</b>	IPC 18.5

Qualification: First 3 in each heat (Q) and the next 2 fastest (q) advance to the Final.

## Weather conditions at the beginning of the 1st heat

Temperature: 24 °C Humidity: 32 % Conditions: Sky Clear

NOTES	
IPC 18.5 - Athlete does not keep his lane from start to finish (except 18.6 (a) or (b))	

LEGEND							
<b>DQ</b>	Disqualified	<b>PB</b>	Personal Best	<b>Q</b>	Qualified by place	<b>q</b>	Qualified by time
<b>RR</b>	Regional Record	<b>SB</b>	Season's Best				



Olympic Stadium

FRI 7 SEP 2012

Athletics

Men's 400m — T44

Round 1



### Start List

<b>WORLD RECORD</b>	<b>50.98</b>	<b>BIZZELL Jim Bob</b>	USA	Beijing (CHN)	16 SEP 2008
<b>PARALYMPIC RECORD</b>	<b>50.98</b>	<b>BIZZELL Jim Bob</b>	USA	Beijing (CHN)	16 SEP 2008

HEAT 1/2 Start Time: 21:45

Lane	Bib	Name	NPC Code	Date of Birth	Sport Class	PB	SB	Result	Rank
3	2527	BENITEZ SANDOVAL Josue	MEX	12 APR 1981	T44	56.75	57.19		
4	2830	LEEPER Blake	USA	31 AUG 1989	T43	50.68	50.68		
5	2049	SWIFT Jack	AUS	8 AUG 1985	T44	55.23	55.23		
6	2428	SCENDONI Riccardo	ITA	21 OCT 1984	T44	56.18	56.18		
7	2087	OLIVEIRA Alan Fonteles Cardoso	BRA	21 AUG 1992	T43	54.67	54.67		
8	2153	LIU Zhiming	CHN	20 AUG 1989	T44	53.94			

HEAT 2/2 Start Time: 21:52

Lane	Bib	Name	NPC Code	Date of Birth	Sport Class	PB	SB	Result	Rank
3	2846	WALLACE Jarryd	USA	15 MAY 1990	T44	55.38	55.38		
4	2642	PISTORIUS Oscar	RSA	22 NOV 1986	T43	45.39			
5	2837	PRINCE David	USA	10 SEP 1983	T44	52.12	52.71		
6	2679	PROKOPYEV Ivan	RUS	14 SEP 1991	T43	54.67	55.35		
7	2333	BEHRE David	GER	13 SEP 1986	T43	51.40	53.56		
8	2452	SATO Keita	JPN	26 JUL 1991	T44	58.00	58.49		

Qualification: First 3 in each heat and the next 2 fastest advance to the Final.

<b>LEGEND</b>
<b>PB</b> Personal Best <b>SB</b> Season's Best








Olympic Stadium

TUE 4 SEP 2012  
20:54

Athletics

Men's 400m — T46

Final



## Results

<b>WORLD RECORD</b>	<b>47.69</b>	<b>FRANCIS Heath</b>	AUS	Beijing (CHN)	10 SEP 2008
<b>PARALYMPIC RECORD</b>	<b>47.69</b>	<b>FRANCIS Heath</b>	AUS	Beijing (CHN)	10 SEP 2008

Rank	Bib	Name	NPC Code	Date of Birth	Sport Class	Lane	Result	
1	2054	<b>MATZINGER Gunther</b>	AUT	16 MAY 1987	T46	6	<b>48.45</b>	RR
2	2086	<b>NASCIMENTO Yohansson</b>	BRA	25 SEP 1987	T45	4	<b>49.21</b>	WR
3	2708	<b>UGGL DENA PATHIRANNEHELAG P</b>	SRI	29 APR 1986	T46	7	<b>49.28</b>	RR
4	2217	<b>ARESTI Antonis</b>	CYP	15 FEB 1983	T46	9	<b>49.59</b>	SB
5	2690	<b>MUVUNYI Hermas</b>	RWA	3 DEC 1988	T46	5	<b>49.59</b>	RR
6	2102	<b>SOUZA Emarcarlo</b>	BRA	26 OCT 1981	T46	3	<b>50.74</b>	
7	2165	<b>XIE Hexing</b>	CHN	1 DEC 1989	T46	2	<b>1:01.80</b>	
	2182	<b>KIMOU Addoh</b>	CIV	6 JUN 1987	T46	8	<b>DQ</b>	IPC 18.5

## Weather conditions

Temperature: 24 °C      Humidity: 57 %      Conditions: Cloudy

## NOTES

IPC 18.5 - Athlete does not keep his lane from start to finish (except 18.6 (a) or (b))

## LEGEND

**DQ** Disqualified      **RR** Regional Record      **SB** Season's Best      **WR** World Record



Olympic Stadium

TUE 4 SEP 2012  
20:54

Athletics

Men's 400m — T46

Final



## Start List

<b>WORLD RECORD</b>	<b>47.69</b>	<b>FRANCIS Heath</b>	AUS	Beijing (CHN)	10 SEP 2008
<b>PARALYMPIC RECORD</b>	<b>47.69</b>	<b>FRANCIS Heath</b>	AUS	Beijing (CHN)	10 SEP 2008

Lane	Bib	Name	NPC Code	Date of Birth	Sport Class	PB	SB	Result	Rank
2	2165	XIE Hexing	CHN	1 DEC 1989	T46	50.73	50.74		
3	2102	SOUZA Emericarlo	BRA	26 OCT 1981	T46	49.35	50.19		
4	2086	NASCIMENTO Yohansson	BRA	25 SEP 1987	T45	49.71	50.18		
5	2690	MUVUNYI Hermas	RWA	3 DEC 1988	T46	49.75	49.75		
6	2054	MATZINGER Gunther	AUT	16 MAY 1987	T46	49.23	49.23		
7	2708	UGGL DENA PATHIRANNEHELAG P	SRI	29 APR 1986	T46	49.82	49.82		
8	2182	KIMOU Addoh	CIV	6 JUN 1987	T46	50.17	50.17		
9	2217	ARESTI Antonis	CYP	15 FEB 1983	T46	49.43	50.30		

### LEGEND

**PB** Personal Best                      **SB** Season's Best




Olympic Stadium

TUE 4 SEP 2012

Athletics

Men's 400m — T46

Round 1



## Results

<b>WORLD RECORD</b>	<b>47.69</b>	<b>FRANCIS Heath</b>	AUS	Beijing (CHN)	10 SEP 2008
<b>PARALYMPIC RECORD</b>	<b>47.69</b>	<b>FRANCIS Heath</b>	AUS	Beijing (CHN)	10 SEP 2008

HEAT 1/2		Start Time: 10:38						
Rank	Bib	Name	NPC Code	Date of Birth	Sport Class	Lane	Result	
1	2054	MATZINGER Gunther	AUT	16 MAY 1987	T46	8	<b>49.91</b>	Q
2	2086	NASCIMENTO Yohansson	BRA	25 SEP 1987	T45	6	<b>50.18</b>	Q PR
3	2217	ARESTI Antonis	CYP	15 FEB 1983	T46	4	<b>50.30</b>	Q SB
4	2165	XIE Hexing	CHN	1 DEC 1989	T46	7	<b>50.74</b>	q SB
5	2861	COLMENARES Samuel	VEN	18 FEB 1987	T46	3	<b>51.31</b>	SB
6	2671	KOTLOV Alexey	RUS	17 AUG 1993	T46	2	<b>51.52</b>	
7	2332	LOPES CARDOSO Cesar	GBS	25 DEC 1980	T46	5	<b>55.08</b>	SB

HEAT 2/2		Start Time: 10:46						
Rank	Bib	Name	NPC Code	Date of Birth	Sport Class	Lane	Result	
1	2690	MUVUNYI Hermas	RWA	3 DEC 1988	T46	3	<b>49.75</b>	Q RR
2	2708	UGGL DENA PATHIRANNEHELAG P	SRI	29 APR 1986	T46	8	<b>49.82</b>	Q PB
3	2182	KIMOU Addoh	CIV	6 JUN 1987	T46	5	<b>50.17</b>	Q PB
4	2102	SOUZA Emicarlo	BRA	26 OCT 1981	T46	4	<b>50.40</b>	q
5	2631	BHEBE Tshepo	RSA	22 FEB 1992	T46	6	<b>52.24</b>	
6	2170	YAO Jianjun	CHN	26 MAR 1988	T46	7	<b>54.37</b>	SB

Qualification: First 3 in each heat (Q) and the next 2 fastest (q) advance to the Final.

## Weather conditions at the beginning of the 1st heat

Temperature: 16 °C Humidity: 87 % Conditions: Partly cloudy

LEGEND							
<b>PB</b>	Personal Best	<b>PR</b>	Paralympic Record	<b>Q</b>	Qualified by place	<b>q</b>	Qualified by time
<b>RR</b>	Regional Record	<b>SB</b>	Season's Best				



Olympic Stadium

TUE 4 SEP 2012

Athletics

Men's 400m — T46

Round 1



## Start List

<b>WORLD RECORD</b>	<b>47.69</b>	<b>FRANCIS Heath</b>	AUS	Beijing (CHN)	10 SEP 2008
<b>PARALYMPIC RECORD</b>	<b>47.69</b>	<b>FRANCIS Heath</b>	AUS	Beijing (CHN)	10 SEP 2008

HEAT 1/2		Start Time: 10:36								
Lane	Bib	Name	NPC Code	Date of Birth	Sport Class	PB	SB	Result	Rank	
2	2671	KOTLOV Alexey	RUS	17 AUG 1993	T46	51.42	51.42			
3	2861	COLMENARES Samuel	VEN	18 FEB 1987	T46	49.39				
4	2217	ARESTI Antonis	CYP	15 FEB 1983	T46	49.43	50.55			
5	2332	LOPES CARDOSO Cesar	GBS	25 DEC 1980	T46					
6	2086	NASCIMENTO Yohansson	BRA	25 SEP 1987	T45	49.71	50.42			
7	2165	XIE Hexing	CHN	1 DEC 1989	T46	50.73				
8	2054	MATZINGER Gunther	AUT	16 MAY 1987	T46	49.23	49.23			

HEAT 2/2		Start Time: 10:43								
Lane	Bib	Name	NPC Code	Date of Birth	Sport Class	PB	SB	Result	Rank	
3	2690	MUVUNYI Hermas	RWA	3 DEC 1988	T46	50.28	51.25			
4	2102	SOUZA Emicarlo	BRA	26 OCT 1981	T46	49.35	50.19			
5	2182	KIMOU Addoh	CIV	6 JUN 1987	T46	50.90				
6	2631	BHEBE Tshepo	RSA	22 FEB 1992	T46	50.37	50.37			
7	2170	YAO Jianjun	CHN	26 MAR 1988	T46	50.76				
8	2708	UGGL DENA PATHIRANNEHELAG P	SRI	29 APR 1986	T46	50.56	50.56			

Qualification: First 3 in each heat and the next 2 fastest advance to the Final.

LEGEND	
<b>PB</b>	Personal Best
<b>SB</b>	Season's Best



Olympic Stadium

MON 3 SEP 2012  
19:48

Athletics

Men's 400m — T52

Final



## Results

<b>WORLD RECORD</b>	<b>57.25</b>	<b>ITO Tomoya</b>	JPN	Beijing (CHN)	12 SEP 2008
<b>PARALYMPIC RECORD</b>	<b>57.25</b>	<b>ITO Tomoya</b>	JPN	Beijing (CHN)	12 SEP 2008

Rank	Bib	Name	NPC Code	Date of Birth	Sport Class	Lane	Result	
1	2831	MARTIN Raymond	USA	2 JAN 1994	T52	6	<b>58.54</b>	
2	2446	ITO Tomoya	JPN	16 AUG 1963	T52	5	<b>1:00.40</b>	SB
3	2052	GEIERSPICHLER Thomas	AUT	14 APR 1976	T52	4	<b>1:04.64</b>	SB
4	2839	ROBERTS Josh	USA	2 JAN 1982	T52	2	<b>1:05.76</b>	
5	2750	RUNGSRI Peth	THA	2 MAY 1982	T52	3	<b>1:06.46</b>	SB
6	2713	BOESCH Beat	SUI	27 NOV 1971	T52	9	<b>1:07.72</b>	
7	2833	NITZ Paul	USA	9 MAR 1969	T52	8	<b>1:15.15</b>	
	2458	UEYONABARU Hirokazu	JPN	22 MAY 1971	T52	7	<b>DQ</b>	IPC 18.5

### Weather conditions

Temperature: 25 °C      Humidity: 39 %      Conditions: Sky Clear

### NOTES

IPC 18.5 - Athlete does not keep his lane from start to finish (except 18.6 (a) or (b))

### LEGEND

**DQ** Disqualified      **SB** Season's Best



Olympic Stadium

MON 3 SEP 2012  
19:48

Athletics

Men's 400m — T52

Final



## Start List

<b>WORLD RECORD</b>	<b>57.25</b>	<b>ITO Tomoya</b>	JPN	Beijing (CHN)	12 SEP 2008
<b>PARALYMPIC RECORD</b>	<b>57.25</b>	<b>ITO Tomoya</b>	JPN	Beijing (CHN)	12 SEP 2008

Lane	Bib	Name	NPC Code	Date of Birth	Sport Class	PB	SB	Result	Rank
2	2839	ROBERTS Josh	USA	2 JAN 1982	T52	1:02.58	1:02.58		
3	2750	RUNGSRI Peth	THA	2 MAY 1982	T52	1:02.07	1:06.74		
4	2052	GEIERSPICHLER Thomas	AUT	14 APR 1976	T52	1:00.85	1:04.98		
5	2446	ITO Tomoya	JPN	16 AUG 1963	T52	57.25	1:00.80		
6	2831	MARTIN Raymond	USA	2 JAN 1994	T52	57.80	57.80		
7	2458	UEYONABARU Hirokazu	JPN	22 MAY 1971	T52	1:01.48	1:03.64		
8	2833	NITZ Paul	USA	9 MAR 1969	T52	1:03.82	1:03.82		
9	2713	BOESCH Beat	SUI	27 NOV 1971	T52	1:02.67	1:04.11		

### LEGEND

**PB** Personal Best                      **SB** Season's Best




Olympic Stadium

MON 3 SEP 2012

Athletics

Men's 400m — T52

Round 1



## Results

<b>WORLD RECORD</b>	<b>57.25</b>	<b>ITO Tomoya</b>	JPN	Beijing (CHN)	12 SEP 2008
<b>PARALYMPIC RECORD</b>	<b>57.25</b>	<b>ITO Tomoya</b>	JPN	Beijing (CHN)	12 SEP 2008

HEAT 1/2		Start Time: 10:27						
Rank	Bib	Name	NPC Code	Date of Birth	Sport Class	Lane	Result	
1	2446	ITO Tomoya	JPN	16 AUG 1963	T52	6	<b>1:00.80</b>	Q SB
2	2458	UEYONABARU Hirokazu	JPN	22 MAY 1971	T52	4	<b>1:03.64</b>	Q SB
3	2839	ROBERTS Josh	USA	2 JAN 1982	T52	3	<b>1:04.95</b>	Q
4	2750	RUNGSRI Peth	THA	2 MAY 1982	T52	7	<b>1:06.74</b>	q SB
	2713	BOESCH Beat	SUI	27 NOV 1971	T52	5	DQ	IPC 18.5
	2540	PEREZ JUAREZ Leonardo De Jesus	MEX	10 FEB 1993	T52	2	DQ	IPC 18.5

HEAT 2/2		Start Time: 10:33						
Rank	Bib	Name	NPC Code	Date of Birth	Sport Class	Lane	Result	
1	2831	MARTIN Raymond	USA	2 JAN 1994	T52	5	<b>1:00.33</b>	Q
2	2052	GEIERSPICHLER Thomas	AUT	14 APR 1976	T52	3	<b>1:05.72</b>	Q
3	2833	NITZ Paul	USA	9 MAR 1969	T52	4	<b>1:11.12</b>	Q
	2534	HERNANDEZ MONDRAGON Salvador	MEX	31 DEC 1963	T52	7	DQ	IPC 18.5
	2456	TAKADA Toshihiro	JPN	9 SEP 1965	T52	6	DQ	IPC 18.5

Qualification: First 3 in each heat (Q) and the next 2 fastest (q) advance to the Final.

## Weather conditions at the beginning of the 1st heat

Temperature: 17 °C Humidity: 82 % Conditions: Sunny

<b>NOTES</b>
IPC 18.5 - Athlete does not keep his lane from start to finish (except 18.6 (a) or (b))

<b>LEGEND</b>			
DQ Disqualified	Q Qualified by place	q Qualified by time	SB Season's Best



Olympic Stadium

MON 3 SEP 2012

Athletics

Men's 400m — T52

Round 1



### Start List

<b>WORLD RECORD</b>	<b>57.25</b>	<b>ITO Tomoya</b>	JPN	Beijing (CHN)	12 SEP 2008
<b>PARALYMPIC RECORD</b>	<b>57.25</b>	<b>ITO Tomoya</b>	JPN	Beijing (CHN)	12 SEP 2008

HEAT 1/2 Start Time: 10:27

Lane	Bib	Name	NPC Code	Date of Birth	Sport Class	PB	SB	Result	Rank
2	2540	PEREZ JUAREZ Leonardo De Jesus	MEX	10 FEB 1993	T52	1:04.08	1:04.08		
3	2839	ROBERTS Josh	USA	2 JAN 1982	T52	1:02.58	1:02.58		
4	2458	UEYONABARU Hirokazu	JPN	22 MAY 1971	T52	1:01.48	1:08.78		
5	2713	BOESCH Beat	SUI	27 NOV 1971	T52	1:02.67	1:04.11		
6	2446	ITO Tomoya	JPN	16 AUG 1963	T52	57.25	1:03.02		
7	2750	RUNGSRI Peth	THA	2 MAY 1982	T52	1:02.07	1:07.34		

HEAT 2/2 Start Time: 10:33

Lane	Bib	Name	NPC Code	Date of Birth	Sport Class	PB	SB	Result	Rank
3	2052	GEIERSPICHLER Thomas	AUT	14 APR 1976	T52	1:00.85	1:04.98		
4	2833	NITZ Paul	USA	9 MAR 1969	T52	1:03.82	1:03.82		
5	2831	MARTIN Raymond	USA	2 JAN 1994	T52	57.80	57.80		
6	2456	TAKADA Toshihiro	JPN	9 SEP 1965	T52	1:02.00	1:05.04		
7	2534	HERNANDEZ MONDRAGON Salvador	MEX	31 DEC 1963	T52	1:02.02	1:03.20		

Qualification: First 3 in each heat and the next 2 fastest advance to the Final.

LEGEND

**PB** Personal Best                      **SB** Season's Best





Olympic Stadium

SUN 2 SEP 2012  
20:11

Athletics

Men's 400m — T53

Final



## Results

<b>WORLD RECORD</b>	<b>47.36</b>	<b>HONG Sukman</b>	KOR	Arbon (SUI)	26 JUN 2010
<b>PARALYMPIC RECORD</b>	<b>47.67</b>	<b>HONG Sukman</b>	KOR	Beijing (CHN)	11 SEP 2008

Rank	Bib	Name	NPC Code	Date of Birth	Sport Class	Lane	Result
1	2147	LI Huzhao	CHN	18 JAN 1989	T53	7	<b>49.70</b> SB
2	2123	LAKATOS Brent	CAN	1 JUN 1980	T53	5	<b>50.17</b>
3	2031	COLMAN Richard	AUS	28 NOV 1984	T53	6	<b>50.24</b>
4	2171	YU Shiran	CHN	5 NOV 1984	T53	8	<b>50.92</b> PB
5	2825	GEORGE Joshua	USA	18 MAR 1984	T53	4	<b>51.14</b>
6	2483	YOO Byunghoon	KOR	30 JUN 1972	T53	2	<b>51.30</b>
7	2481	JUNG Dong Ho	KOR	11 JAN 1975	T53	3	<b>51.45</b>
8	2487	ALADWANI Hamad N M E	KUW	27 DEC 1972	T53	9	<b>52.04</b>

### Weather conditions

Temperature: 18 °C      Humidity: 80 %      Conditions: Cloudy

### LEGEND

**PB** Personal Best      **SB** Season's Best



Olympic Stadium

SUN 2 SEP 2012  
20:11

Athletics

Men's 400m — T53

Final



## Start List

<b>WORLD RECORD</b>	<b>47.36</b>	<b>HONG Sukman</b>	KOR	Arbon (SUI)	26 JUN 2010
<b>PARALYMPIC RECORD</b>	<b>47.67</b>	<b>HONG Sukman</b>	KOR	Beijing (CHN)	11 SEP 2008

Lane	Bib	Name	NPC Code	Date of Birth	Sport Class	PB	SB	Result	Rank
2	2483	YOO Byunghoon	KOR	30 JUN 1972	T53	49.99	50.41		
3	2481	JUNG Dong Ho	KOR	11 JAN 1975	T53	50.02	50.02		
4	2825	GEORGE Joshua	USA	18 MAR 1984	T53	48.60	48.60		
5	2123	LAKATOS Brent	CAN	1 JUN 1980	T53	49.46	49.46		
6	2031	COLMAN Richard	AUS	28 NOV 1984	T53	48.74	49.79		
7	2147	LI Huzhao	CHN	18 JAN 1989	T53	49.33	51.19		
8	2171	YU Shiran	CHN	5 NOV 1984	T53	51.74	51.74		
9	2487	ALADWANI Hamad N M E	KUW	27 DEC 1972	T53	51.35	51.35		

### LEGEND

**PB** Personal Best                      **SB** Season's Best



Olympic Stadium

SUN 2 SEP 2012

Athletics

Men's 400m — T53

Round 1



## Results

REVISED  
2 SEP 14:33

<b>WORLD RECORD</b>	<b>47.36</b>	<b>HONG Sukman</b>	KOR	Arbon (SUI)	26 JUN 2010
<b>PARALYMPIC RECORD</b>	<b>47.67</b>	<b>HONG Sukman</b>	KOR	Beijing (CHN)	11 SEP 2008

HEAT 1/3 Start Time: 11:24

Rank	Bib	Name	NPC Code	Date of Birth	Sport Class	Lane	Result	
1	2147	LI Huzhao	CHN	18 JAN 1989	T53	3	<b>51.19</b>	Q SB
2	2487	ALADWANI Hamad N M E	KUW	27 DEC 1972	T53	4	<b>51.35</b>	Q PB
3	2483	YOO Byunghoon	KOR	30 JUN 1972	T53	6	<b>52.06</b>	q
4	2121	GAUTHIER Eric	CAN	2 AUG 1971	T53	8	<b>53.56</b>	
	2541	RAMIREZ VALENCIA Jaime	MEX	30 APR 1963	T53	5	<b>DQ</b>	IPC 18.5
	2842	SIEMANN Brian	USA	7 OCT 1989	T53	7	<b>DQ</b>	IPC 18.5

HEAT 2/3 Start Time: 11:30

Rank	Bib	Name	NPC Code	Date of Birth	Sport Class	Lane	Result	
1	2825	GEORGE Joshua	USA	18 MAR 1984	T53	7	<b>51.44</b>	Q
2	2171	YU Shiran	CHN	5 NOV 1984	T53	4	<b>51.74</b>	Q PB
3	2287	FAIRBANK Pierre	FRA	27 JUL 1971	T53	3	<b>52.23</b>	
4	2096	SILVA Ariosvaldo Fernandes	BRA	23 DEC 1976	T53	8	<b>52.44</b>	SB
5	2441	HIROMICHI Jun	JPN	21 DEC 1973	T53	5	<b>52.74</b>	
6	2858	AGUILAR Jesus	VEN	14 MAY 1963	T53	2	<b>52.80</b>	
	2742	INTASEN Sopa	THA	25 MAR 1982	T53	6	<b>DQ</b>	IPC 18.5

HEAT 3/3 Start Time: 11:36

Rank	Bib	Name	NPC Code	Date of Birth	Sport Class	Lane	Result	
1	2123	LAKATOS Brent	CAN	1 JUN 1980	T53	5	<b>49.46</b>	Q PB
2	2031	COLMAN Richard	AUS	28 NOV 1984	T53	4	<b>49.79</b>	Q SB
3	2481	JUNG Dong Ho	KOR	11 JAN 1975	T53	8	<b>50.02</b>	q PB
4	2813	ABBOTT Zach	USA	31 OCT 1990	T53	3	<b>52.58</b>	PB
5	2264	PUIGBO VERDAGUER Roger	ESP	20 MAR 1978	T53	6	<b>53.29</b>	
6	2746	KRUNGGET Pichet	THA	16 MAR 1975	T53	7	<b>53.63</b>	SB

Qualification: First 2 in each heat (Q) and the next 2 fastest (q) advance to the Final.

## Weather conditions at the beginning of the 1st heat

Temperature: 15 °C Humidity: 86 % Conditions: Cloudy

LEGEND			
<b>DQ</b>	Disqualified	<b>PB</b>	Personal Best
<b>SB</b>	Season's Best	<b>Q</b>	Qualified by place
		<b>q</b>	Qualified by time




Olympic Stadium

SUN 2 SEP 2012

Athletics

Men's 400m — T53

Round 1



## Start List

<b>WORLD RECORD</b>	<b>47.36</b>	<b>HONG Sukman</b>	KOR	Arbon (SUI)	26 JUN 2010
<b>PARALYMPIC RECORD</b>	<b>47.67</b>	<b>HONG Sukman</b>	KOR	Beijing (CHN)	11 SEP 2008

## HEAT 1/3 Start Time: 11:24

Lane	Bib	Name	NPC Code	Date of Birth	Sport Class	PB	SB	Result	Rank
3	2147	LI Huzhao	CHN	18 JAN 1989	T53	49.33			
4	2487	ALADWANI Hamad N M E	KUW	27 DEC 1972	T53	51.43	51.43		
5	2541	RAMIREZ VALENCIA Jaime	MEX	30 APR 1963	T53	51.86	52.11		
6	2483	YOO Byunghoon	KOR	30 JUN 1972	T53	49.99	50.41		
7	2842	SIEMANN Brian	USA	7 OCT 1989	T53	49.11	49.11		
8	2121	GAUTHIER Eric	CAN	2 AUG 1971	T53	51.25	51.25		

## HEAT 2/3 Start Time: 11:30

Lane	Bib	Name	NPC Code	Date of Birth	Sport Class	PB	SB	Result	Rank
2	2858	AGUILAR Jesus	VEN	14 MAY 1963	T53	50.57	50.57		
3	2287	FAIRBANK Pierre	FRA	27 JUL 1971	T53	50.99	50.99		
4	2171	YU Shiran	CHN	5 NOV 1984	T53	51.93	51.93		
5	2441	HIROMICHI Jun	JPN	21 DEC 1973	T53	50.21	51.60		
6	2742	INTASEN Sopa	THA	25 MAR 1982	T53	50.39			
7	2825	GEORGE Joshua	USA	18 MAR 1984	T53	48.60	48.60		
8	2096	SILVA Ariosvaldo Fernandes	BRA	23 DEC 1976	T53	51.53	53.39		

## HEAT 3/3 Start Time: 11:36

Lane	Bib	Name	NPC Code	Date of Birth	Sport Class	PB	SB	Result	Rank
3	2813	ABBOTT Zach	USA	31 OCT 1990	T53	53.37	53.37		
4	2031	COLMAN Richard	AUS	28 NOV 1984	T53	48.74	50.17		
5	2123	LAKATOS Brent	CAN	1 JUN 1980	T53	49.71	49.71		
6	2264	PUIGBO VERDAGUER Roger	ESP	20 MAR 1978	T53	51.05	51.42		
7	2746	KRUNGGET Pichet	THA	16 MAR 1975	T53	51.31			
8	2481	JUNG Dong Ho	KOR	11 JAN 1975	T53	50.26	51.39		

Qualification: First 2 in each heat and the next 2 fastest advance to the Final.

## LEGEND

PB Personal Best SB Season's Best



Olympic Stadium

FRI 7 SEP 2012  
20:47

Athletics

Men's 400m — T54

Final



## Results

<b>WORLD RECORD</b>	<b>45.07</b>	<b>ZHANG Lixin</b>	CHN	Beijing (CHN)	10 SEP 2008
<b>PARALYMPIC RECORD</b>	<b>45.07</b>	<b>ZHANG Lixin</b>	CHN	Beijing (CHN)	10 SEP 2008

Rank	Bib	Name	NPC Code	Date of Birth	Sport Class	Lane	Result	
1	2174	ZHANG Lixin	CHN	2 JAN 1983	T54	4	<b>46.88</b>	PB
2	2565	van WEEGHEL Kenny	NED	16 SEP 1980	T54	5	<b>47.12</b>	PB
3	2150	LIU Chengming	CHN	20 MAR 1987	T54	6	<b>47.36</b>	PB
4	2278	TAHTI Leo Pekka	FIN	22 JUN 1983	T54	2	<b>47.68</b>	PB
5	2716	HUG Marcel	SUI	16 JAN 1986	T54	9	<b>47.80</b>	
6	2343	SCHUH Marc	GER	12 AUG 1989	T54	8	<b>48.42</b>	
7	2134	CUI Yanfeng	CHN	9 OCT 1987	T54	3	<b>51.20</b>	
	2744	KONJEN Saichon	THA	30 MAR 1983	T54	7	<b>DQ</b>	IPC 18.5

### Weather conditions

Temperature: 24 °C      Humidity: 32 %      Conditions: Sky Clear

### NOTES

IPC 18.5 - Athlete does not keep his lane from start to finish (except 18.6 (a) or (b))

### LEGEND

**DQ** Disqualified      **PB** Personal Best



Olympic Stadium

FRI 7 SEP 2012  
20:47

Athletics

Men's 400m — T54

Final



## Start List

<b>WORLD RECORD</b>	<b>45.07</b>	<b>ZHANG Lixin</b>	CHN	Beijing (CHN)	10 SEP 2008
<b>PARALYMPIC RECORD</b>	<b>45.07</b>	<b>ZHANG Lixin</b>	CHN	Beijing (CHN)	10 SEP 2008

Lane	Bib	Name	NPC Code	Date of Birth	Sport Class	PB	SB	Result	Rank
2	2278	TAHTI Leo Pekka	FIN	22 JUN 1983	T54	48.20	48.20		
3	2134	CUI Yanfeng	CHN	9 OCT 1987	T54	48.28	48.28		
4	2174	ZHANG Lixin	CHN	2 JAN 1983	T54	47.36	48.72		
5	2565	van WEEGHEL Kenny	NED	16 SEP 1980	T54	47.53	47.53		
6	2150	LIU Chengming	CHN	20 MAR 1987	T54	47.60	48.01		
7	2744	KONJEN Saichon	THA	30 MAR 1983	T54	47.05	47.87		
8	2343	SCHUH Marc	GER	12 AUG 1989	T54	45.64	47.56		
9	2716	HUG Marcel	SUI	16 JAN 1986	T54	47.22	47.22		

### LEGEND

**PB** Personal Best                      **SB** Season's Best




Olympic Stadium

WED 5 SEP 2012

Athletics

Men's 400m — T54

Round 1



## Results

REVISED  
5 SEP 20:43

<b>WORLD RECORD</b>	<b>45.07</b>	<b>ZHANG Lixin</b>	CHN	Beijing (CHN)	10 SEP 2008
<b>PARALYMPIC RECORD</b>	<b>45.07</b>	<b>ZHANG Lixin</b>	CHN	Beijing (CHN)	10 SEP 2008

HEAT 1/3 Start Time: 19:51

Rank	Bib	Name	NPC Code	Date of Birth	Sport Class	Lane	Result	
1	2150	LIU Chengming	CHN	20 MAR 1987	T54	2	48.01	Q =SB
2	2343	SCHUH Marc	GER	12 AUG 1989	T54	4	48.87	Q
3	2745	KOYSUB Supachai	THA	15 JUL 1977	T54	5	50.66	SB
4	2119	DUPONT Alexandre	CAN	3 SEP 1985	T54	6	51.17	
5	2820	CHALMERS Ryan	USA	14 MAR 1989	T54	7	53.63	
	2762	AOUADI Ahmed	TUN	3 DEC 1978	T54	3	DQ	IPC 18.5
	2035	LAPPIN Jake	AUS	11 SEP 1992	T54	8	DQ	IPC 18.5

HEAT 2/3 Start Time: 19:58

Rank	Bib	Name	NPC Code	Date of Birth	Sport Class	Lane	Result	
1	2744	KONJEN Saichon	THA	30 MAR 1983	T54	7	47.87	Q SB
2	2565	van WEEGHEL Kenny	NED	16 SEP 1980	T54	5	48.06	Q
3	2134	CUI Yanfeng	CHN	9 OCT 1987	T54	3	48.28	q PB
4	2278	TAHTI Leo Pekka	FIN	22 JUN 1983	T54	2	48.30	q
5	2127	THOM Curtis	CAN	13 JUN 1986	T54	4	48.57	
6	2814	BIRD Jordan	USA	4 APR 1989	T54	8	49.53	
	2542	SANCHEZ NAVA Fernando	MEX	30 MAY 1983	T54	6	DQ	IPC 18.5

HEAT 3/3 Start Time: 20:05

Rank	Bib	Name	NPC Code	Date of Birth	Sport Class	Lane	Result	
1	2174	ZHANG Lixin	CHN	2 JAN 1983	T54	7	48.72	Q SB
2	2716	HUG Marcel	SUI	16 JAN 1986	T54	4	48.87	Q
3	2790	VAHDANI Mohammad	UAE	23 OCT 1979	T54	5	50.00	
4	2870	VALLADARES Juan	VEN	11 OCT 1980	T54	3	50.41	
5	2039	NICHOLSON Richard	AUS	30 JUN 1970	T54	8	50.49	
6	2124	MATHIESON Colin	CAN	1 APR 1979	T54	2	51.95	
7	2529	CERVANTES GARCIA Juan Pablo	MEX	23 JUN 1992	T54	6	52.83	

Qualification: First 2 in each heat (Q) and the next 2 fastest (q) advance to the Final.

## Weather conditions at the beginning of the 1st heat

Temperature: 20 °C Humidity: 42 % Conditions: Sunny

**NOTES**  
IPC 18.5 - Athlete does not keep his lane from start to finish (except 18.6 (a) or (b))

**LEGEND**  
=SB Equal Season Best      DQ Disqualified      PB Personal Best      Q Qualified by place  
q Qualified by time      SB Season's Best

Athletes 2565, 2127 and 2150 have been reinstated by decision of the track referee.




Olympic Stadium

WED 5 SEP 2012

Athletics

Men's 400m — T54

Round 1



## Start List

**REVISED**  
4 SEP 19:11

<b>WORLD RECORD</b>	<b>45.07</b>	<b>ZHANG Lixin</b>	CHN	Beijing (CHN)	10 SEP 2008
<b>PARALYMPIC RECORD</b>	<b>45.07</b>	<b>ZHANG Lixin</b>	CHN	Beijing (CHN)	10 SEP 2008

## HEAT 1/3 Start Time: 19:51

Lane	Bib	Name	NPC Code	Date of Birth	Sport Class	PB	SB	Result	Rank
2	2150	LIU Chengming	CHN	20 MAR 1987	T54	47.60			
3	2762	AOUADI Ahmed	TUN	3 DEC 1978	T54	48.34	48.56		
4	2343	SCHUH Marc	GER	12 AUG 1989	T54	45.64	47.56		
5	2745	KOYSUB Supachai	THA	15 JUL 1977	T54	48.21			
6	2119	DUPONT Alexandre	CAN	3 SEP 1985	T54	48.47	48.73		
7	2820	CHALMERS Ryan	USA	14 MAR 1989	T54	50.96	50.96		
8	2035	LAPPIN Jake	AUS	11 SEP 1992	T54	48.31	49.15		

## HEAT 2/3 Start Time: 19:58

Lane	Bib	Name	NPC Code	Date of Birth	Sport Class	PB	SB	Result	Rank
2	2278	TAHTI Leo Pekka	FIN	22 JUN 1983	T54	48.20	48.20		
3	2134	CUI Yanfeng	CHN	9 OCT 1987	T54	48.36			
4	2127	THOM Curtis	CAN	13 JUN 1986	T54	47.20	47.20		
5	2565	van WEEGHEL Kenny	NED	16 SEP 1980	T54	47.53	47.53		
6	2542	SANCHEZ NAVA Fernando	MEX	30 MAY 1983	T54	47.50	48.66		
7	2744	KONJEN Saichon	THA	30 MAR 1983	T54	47.05	48.78		
8	2814	BIRD Jordan	USA	4 APR 1989	T54	47.58	47.96		

## HEAT 3/3 Start Time: 20:05

Lane	Bib	Name	NPC Code	Date of Birth	Sport Class	PB	SB	Result	Rank
2	2124	MATHIESON Colin	CAN	1 APR 1979	T54	48.45	48.72		
3	2870	VALLADARES Juan	VEN	11 OCT 1980	T54	47.56	47.56		
4	2716	HUG Marcel	SUI	16 JAN 1986	T54	47.22	47.22		
5	2790	VAHDANI Mohammad	UAE	23 OCT 1979	T54	47.15	49.00		
6	2529	CERVANTES GARCIA Juan Pablo	MEX	23 JUN 1992	T54	49.45	49.45		
7	2174	ZHANG Lixin	CHN	2 JAN 1983	T54	47.36			
8	2039	NICHOLSON Richard	AUS	30 JUN 1970	T54	48.24	48.24		

Qualification: First 2 in each heat and the next 2 fastest advance to the Final.

## LEGEND

PB Personal Best SB Season's Best

revised due to updated schedule






Olympic Stadium

WED 5 SEP 2012  
19:35

Athletics

Men's 800m — T12

Final



### Start List

**REVISED**  
4 SEP 19:09

<b>WORLD RECORD</b>	<b>1:52.13</b>	<b>ZHIOU Abderrahim</b>	TUN	Beijing (CHN)	10 SEP 2008
<b>PARALYMPIC RECORD</b>	<b>1:52.13</b>	<b>ZHIOU Abderrahim</b>	TUN	Beijing (CHN)	10 SEP 2008

Lane	Bib	Name	NPC Code	Date of Birth	Sport Class	PB	SB	Result	Rank
1	2311	DEVINE David	GBR	13 FEB 1992	T12	1:55.10	1:55.97		
3	2778	ZHIOU Abderrahim	TUN	26 SEP 1985	T12	1:54.82	1:55.99		
5	2214	RASHID Lazaro	CUB	9 NOV 1975	T12	1:56.64	1:56.64		
7	2680	SHAROV Egor	RUS	16 DEC 1988	T12	1:56.36	1:56.36		

<b>LEGEND</b>	
<b>PB</b>	Personal Best
<b>SB</b>	Season's Best

revised due to updated schedule



Olympic Stadium

MON 3 SEP 2012

Athletics

Men's 800m — T12

Round 1



## Results

<b>WORLD RECORD</b>	<b>1:52.13</b>	<b>ZHIOU Abderrahim</b>	TUN	Beijing (CHN)	10 SEP 2008
<b>PARALYMPIC RECORD</b>	<b>1:52.13</b>	<b>ZHIOU Abderrahim</b>	TUN	Beijing (CHN)	10 SEP 2008

HEAT 1/3		Start Time: 12:16						
Rank	Bib	Name	NPC Code	Date of Birth	Sport Class	Order	Result	
1	2311	DEVINE David	GBR	13 FEB 1992	T12	2	<b>1:55.97</b>	Q SB
2	2783	ONER Mehmet Nesim	TUR	20 DEC 1994	T12	4	<b>1:57.40</b>	PB
3	2251	AVILA Ignacio	ESP	19 JAN 1979	T12	1	<b>1:58.00</b>	
4	2097	SILVA Carlos J Barto	BRA	6 MAY 1982	T11	3	<b>2:06.69</b>	SB
		Guide DAMIAO Cassio Henrique	BRA	25 FEB 1974				
Intermediate Times		400m	57.93	2251	AVILA Ignacio (ESP)			
		600m	1:26.57	2783	ONER Mehmet Nesim (TUR)			

HEAT 2/3		Start Time: 12:22						
Rank	Bib	Name	NPC Code	Date of Birth	Sport Class	Order	Result	
1	2680	SHAROV Egor	RUS	16 DEC 1988	T12	2	<b>1:59.18</b>	Q
2	2772	NASRALLAH Hatem	TUN	2 OCT 1991	T12	1	<b>2:03.83</b>	
3	2875	KATONGO Lassam	ZAM	28 JAN 1987	T12	5	<b>2:04.22</b>	SB
4	2507	CHENTOUF El Amin	MAR	8 JUN 1981	T12	3	<b>2:13.81</b>	
5	2375	HERNANDEZ Luis	HON	5 NOV 1989	T11	4	<b>2:33.20</b>	SB
		Guide ESPINAL Maxim	HON	11 DEC 1989				
Intermediate Times		400m	1:02.16	2680	SHAROV Egor (RUS)			
		600m	1:29.96	2680	SHAROV Egor (RUS)			

HEAT 3/3		Start Time: 12:28						
Rank	Bib	Name	NPC Code	Date of Birth	Sport Class	Order	Result	
1	2778	ZHIOU Abderrahim	TUN	26 SEP 1985	T12	3	<b>1:55.99</b>	Q SB
2	2214	RASHID Lazaro	CUB	9 NOV 1975	T12	4	<b>1:56.64</b>	q PB
3	2781	DENIZ Semih	TUR	5 JAN 1989	T12	1	<b>1:57.03</b>	
	2100	SIQUEIRA Thierb	BRA	12 FEB 1990	T12	2	<b>DNS</b>	
		Guide de OLIVEIRA SALES Heitor	BRA	28 DEC 1984				
Intermediate Times		400m	57.03	2781	DENIZ Semih (TUR)			
		600m	1:26.53	2781	DENIZ Semih (TUR)			

Qualification: First in each heat (Q) and the next 1 fastest (q) advance to the Final.

## Weather conditions at the beginning of the 1st heat

Temperature: 17 °C Humidity: 82 % Conditions: Sunny

LEGEND	
<b>DNS</b>	Did Not Start
<b>SB</b>	Season's Best
<b>PB</b>	Personal Best
<b>Q</b>	Qualified by place
<b>q</b>	qualified by time




Olympic Stadium

MON 3 SEP 2012

Athletics

Men's 800m — T12

Round 1



## Start List

<b>WORLD RECORD</b>	<b>1:52.13</b>	<b>ZHIOU Abderrahim</b>	TUN	Beijing (CHN)	10 SEP 2008
<b>PARALYMPIC RECORD</b>	<b>1:52.13</b>	<b>ZHIOU Abderrahim</b>	TUN	Beijing (CHN)	10 SEP 2008

## HEAT 1/3 Start Time: 12:16

Order	Bib	Name	NPC Code	Date of Birth	Sport Class	PB	SB	Result	Rank
1	2251	AVILA Ignacio	ESP	19 JAN 1979	T12	1:56.66	1:56.66		
2	2311	DEVINE David	GBR	13 FEB 1992	T12	1:55.10			
3	2097	SILVA Carlos J Barto	BRA	6 MAY 1982	T11	2:03.70	2:08.48		
		Guide DAMIAO Cassio Henrique	BRA	25 FEB 1974					
4	2783	ONER Mehmet Nesim	TUR	20 DEC 1994	T12	1:57.52	1:57.52		

## HEAT 2/3 Start Time: 12:22

Order	Bib	Name	NPC Code	Date of Birth	Sport Class	PB	SB	Result	Rank
1	2772	NASRALLAH Hatem	TUN	2 OCT 1991	T12	2:03.58	2:03.58		
2	2680	SHAROV Egor	RUS	16 DEC 1988	T12	1:56.36	1:56.36		
3	2507	CHENTOUF El Amin	MAR	8 JUN 1981	T12	2:01.31	2:01.31		
4	2375	HERNANDEZ Luis	HON	5 NOV 1989	T11				
		Guide ESPINAL Maxim	HON	11 DEC 1989					
5	2875	KATONGO Lassam	ZAM	28 JAN 1987	T12				

## HEAT 3/3 Start Time: 12:28

Order	Bib	Name	NPC Code	Date of Birth	Sport Class	PB	SB	Result	Rank
1	2781	DENIZ Semih	TUR	5 JAN 1989	T12	1:56.68	1:56.68		
2	2100	SIQUEIRA Thierb	BRA	12 FEB 1990	T12	1:59.55			
		Guide de OLIVEIRA SALES Heitor	BRA	28 DEC 1984					
3	2778	ZHIOU Abderrahim	TUN	26 SEP 1985	T12	1:54.82	1:58.61		
4	2214	RASHID Lazaro	CUB	9 NOV 1975	T12	1:57.07			

Qualification: First in each heat and the next 1 fastest advance to the Final.

## LEGEND

**PB** Personal Best                      **SB** Season's Best



Olympic Stadium

SAT 8 SEP 2012  
11:55

Athletics

Men's 800m — T13

Final



## Results

Rank	Bib	Name	NPC Code	Date of Birth	Sport Class	Lane	Result	
1	2002	<b>BAKA Abdellatif</b>	ALG	7 MAY 1994	T13	6	<b>1:53.01</b>	PR,RR
2	2474	<b>KORIR David</b>	KEN	30 JUL 1984	T13	7	<b>1:53.16</b>	PB
3	2511	<b>MAME Abdelillah</b>	MAR	10 NOV 1975	T13	2	<b>1:53.40</b>	PB
4	2611	<b>WIETECKI Lukasz</b>	POL	29 JUL 1984	T13	4	<b>1:55.44</b>	
5	2579	<b>PRENDERGAST Tim</b>	NZL	1 MAR 1979	T13	9	<b>1:55.85</b>	PB
6	2652	<b>AKHTYAMOV Alexey</b>	RUS	3 MAY 1989	T13	8	<b>1:57.33</b>	
7	2526	<b>ARCOS LIRA Juan Carlos</b>	MEX	17 DEC 1986	T13	5	<b>1:58.11</b>	
	2017	<b>SEKHRI Zine Eddine</b>	ALG	30 NOV 1987	T13	3	<b>DQ</b>	IPC 18.5

<b>Intermediate Times</b>	<b>400m</b>	57.59	2474	KORIR David (KEN)
	<b>600m</b>	1:25.40	2474	KORIR David (KEN)

## Weather conditions

Temperature: 16 °C      Humidity: 64 %      Conditions: Sunny

## NOTES

IPC 18.5 - Athlete does not keep his lane from start to finish (except 18.6 (a) or (b))

## LEGEND

**DQ** Disqualified      **PB** Personal Best      **PR** Paralympic Record      **RR** Regional Record




Olympic Stadium

SAT 8 SEP 2012  
11:55

Athletics

Men's 800m — T13

Final




### Start List

<b>WORLD RECORD</b>	<b>1:52.50</b>	<b>RASHID Lazaro</b>	CUB	Rio de Janeiro (BRA)	19 AUG 2007
<b>PARALYMPIC RECORD</b>	<b>1:54.56</b>	<b>KORIR David</b>	KEN	London (GBR)	7 SEP 2012

Lane	Bib	Name	NPC Code	Date of Birth	Sport Class	PB	SB	Result	Rank
2	2511	MAME Abdelillah	MAR	10 NOV 1975	T13	1:53.86	1:57.89		
3	2017	SEKHRI Zine Eddine	ALG	30 NOV 1987	T13	1:58.14	1:58.14		
4	2611	WIETECKI Lukasz	POL	29 JUL 1984	T13	1:55.32	1:55.32		
5	2526	ARCOS LIRA Juan Carlos	MEX	17 DEC 1986	T13	1:55.82	1:55.82		
6	2002	BAKA Abdellatif	ALG	7 MAY 1994	T13	1:54.79	1:54.79		
7	2474	KORIR David	KEN	30 JUL 1984	T13	1:54.56	1:54.56		
8	2652	AKHTYAMOV Alexey	RUS	3 MAY 1989	T13	1:55.86	1:55.86		
9	2579	PRENDERGAST Tim	NZL	1 MAR 1979	T13	1:57.80	1:57.80		

**LEGEND**

**PB** Personal Best                      **SB** Season's Best



## Results

## HEAT 1/2 Start Time: 13:05

Rank	Bib	Name	NPC Code	Date of Birth	Sport Class	Lane	Result	
1	2511	MAME Abdelillah	MAR	10 NOV 1975	T13	6	1:58.00	Q
2	2017	SEKHRI Zine Eddine	ALG	30 NOV 1987	T13	8	1:58.14	Q PB
3	2579	PRENDERGAST Tim	NZL	1 MAR 1979	T13	3	1:58.21	Q
4	2670	KORNILOV Dmitrii	RUS	15 MAR 1990	T13	5	1:59.08	SB
5	2207	BARTELEMY SABLON Miguel	CUB	7 FEB 1991	T13	7	2:02.11	SB
6	2583	GOMEZ Said	PAN	26 JUN 1964	T13	4	2:10.57	SB
	2033	HARDING Sam	AUS	11 MAY 1991	T13	2	DNS	
Intermediate Times		400m	59.85	2511	MAME Abdelillah (MAR)			
		600m	1:29.20	2511	MAME Abdelillah (MAR)			

## HEAT 2/2 Start Time: 13:12

Rank	Bib	Name	NPC Code	Date of Birth	Sport Class	Lane	Result	
1	2474	KORIR David	KEN	30 JUL 1984	T13	2	1:54.56	Q PR
2	2002	BAKA Abdellatif	ALG	7 MAY 1994	T13	7	1:54.79	Q PB
3	2611	WIETECKI Lukasz	POL	29 JUL 1984	T13	3	1:55.32	Q PB
4	2526	ARCOS LIRA Juan Carlos	MEX	17 DEC 1986	T13	6	1:55.82	q PB
5	2652	AKHTYAMOV Alexey	RUS	3 MAY 1989	T13	8	1:55.86	q PB
6	2515	ZALZOULI Tarik	MAR	26 AUG 1984	T13	4	1:56.39	PB
7	2510	EL KADIOUI EL IDRISSEI Abdelali	MAR	25 JUL 1977	T13	5	1:58.16	SB
Intermediate Times		400m	56.73	2002	BAKA Abdellatif (ALG)			
		600m	1:25.71	2474	KORIR David (KEN)			

Qualification: First 3 in each heat (Q) and the next 2 fastest (q) advance to the Final.

## Weather conditions at the beginning of the 1st heat

Temperature: 22 °C Humidity: 43 % Conditions: Sunny

## LEGEND

**DNS** Did Not Start **PB** Personal Best **PR** Paralympic Record **Q** Qualified by place  
**q** qualified by time **SB** Season's Best



Olympic Stadium

FRI 7 SEP 2012

Athletics

Men's 800m — T13

Round 1



## Start List

<b>WORLD RECORD</b>	<b>1:52.50</b>	<b>RASHID Lazaro</b>	CUB	Rio de Janeiro (BRA)	19 AUG 2007
<b>PARALYMPIC RECORD</b>	<b>1:54.78</b>	<b>MAME Abdelillah</b>	MAR	Beijing (CHN)	15 SEP 2008

HEAT 1/2		Start Time: 13:05								
Lane	Bib	Name	NPC Code	Date of Birth	Sport Class	PB	SB	Result	Rank	
2	2033	HARDING Sam	AUS	11 MAY 1991	T13	1:58.24	1:58.24			
3	2579	PRENDERGAST Tim	NZL	1 MAR 1979	T13	1:57.80	1:57.80			
4	2583	GOMEZ Said	PAN	26 JUN 1964	T13					
5	2670	KORNILOV Dmitrii	RUS	15 MAR 1990	T13	1:58.96	1:59.33			
6	2511	MAME Abdelillah	MAR	10 NOV 1975	T13	1:53.86	1:57.89			
7	2207	BARTELEMY SABLON Miguel	CUB	7 FEB 1991	T13	1:58.81				
8	2017	SEKHRI Zine Eddine	ALG	30 NOV 1987	T13	1:58.29	1:58.29			

HEAT 2/2		Start Time: 13:12								
Lane	Bib	Name	NPC Code	Date of Birth	Sport Class	PB	SB	Result	Rank	
2	2474	KORIR David	KEN	30 JUL 1984	T13	1:57.52				
3	2611	WIETECKI Lukasz	POL	29 JUL 1984	T13	1:56.17	1:57.94			
4	2515	ZALZOULI Tarik	MAR	26 AUG 1984	T13	1:58.65	1:58.65			
5	2510	EL KADIOUI EL IDRISSEI Abdelali	MAR	25 JUL 1977	T13	1:58.09				
6	2526	ARCOS LIRA Juan Carlos	MEX	17 DEC 1986	T13	1:58.52	1:58.52			
7	2002	BAKA Abdellatif	ALG	7 MAY 1994	T13	1:55.20	1:55.20			
8	2652	AKHTYAMOV Alexey	RUS	3 MAY 1989	T13	1:58.09	1:58.09			

Qualification: First 3 in each heat and the next 2 fastest advance to the Final.

<b>LEGEND</b>	
<b>PB</b> Personal Best	<b>SB</b> Season's Best



Olympic Stadium

THU 6 SEP 2012  
19:24

Athletics

Men's 800m — T36

Final



## Results

<b>WORLD RECORD</b>	<b>2:05.05</b>	<b>SHVETCOV Evgenii</b>	RUS	Stadskanaal (NED)	26 JUN 2012
<b>PARALYMPIC RECORD</b>	<b>2:08.83</b>	<b>AREFYEV Artem</b>	RUS	Beijing (CHN)	16 SEP 2008

Rank	Bib	Name	NPC Code	Date of Birth	Sport Class	Lane	Result
1	2682	SHVETCOV Evgenii	RUS	28 FEB 1988	T36	4	<b>2:05.32</b> PR
2	2654	AREFYEV Artem	RUS	17 JUN 1984	T36	6	<b>2:06.13</b> PB
3	2306	BLAKE Paul	GBR	15 JAN 1990	T36	5	<b>2:08.24</b>
4	2665	KHARAGEZOV Pavel	RUS	22 MAR 1987	T36	7	<b>2:12.47</b> PB
5	2257	GONZALEZ Jose Manuel	ESP	19 SEP 1970	T36	8	<b>2:15.99</b>
6	2261	PAMPANO Jose	ESP	10 DEC 1978	T36	9	<b>2:21.48</b>
7	2560	CUADRA HOLMAN Gabriel De Jesus	NCA	12 NOV 1992	T36	2	<b>2:23.93</b> RR
8	2185	GUTIERREZ TORRES Fabio	COL	20 JUL 1987	T36	3	<b>2:30.20</b>

<b>Intermediate Times</b>	<b>400m</b>	1:02.82	2682	SHVETCOV Evgenii (RUS)
	<b>600m</b>	1:35.18	2306	BLAKE Paul (GBR)

### Weather conditions

Temperature: 21 °C      Humidity: 38 %      Conditions: Sunny

<b>LEGEND</b>
<b>PB</b> Personal Best <b>PR</b> Paralympic Record <b>RR</b> Regional Record






Olympic Stadium

THU 6 SEP 2012  
19:24

Athletics

Men's 800m — T36

Final



## Start List

<b>WORLD RECORD</b>	<b>2:05.05</b>	<b>SHVETCOV Evgenii</b>	RUS	Stadskanaal (NED)	26 JUN 2012
<b>PARALYMPIC RECORD</b>	<b>2:08.83</b>	<b>AREFYEV Artem</b>	RUS	Beijing (CHN)	16 SEP 2008

Lane	Bib	Name	NPC Code	Date of Birth	Sport Class	PB	SB	Result	Rank
2	2560	CUADRA HOLMAN Gabriel De Jesus	NCA	12 NOV 1992	T36				
3	2185	GUTIERREZ TORRES Fabio	COL	20 JUL 1987	T36	2:29.89	2:29.89		
4	2682	SHVETCOV Evgenii	RUS	28 FEB 1988	T36	2:05.05	2:05.05		
5	2306	BLAKE Paul	GBR	15 JAN 1990	T36	2:06.81	2:06.81		
6	2654	AREFYEV Artem	RUS	17 JUN 1984	T36	2:06.19	2:06.19		
7	2665	KHARAGEZOV Pavel	RUS	22 MAR 1987	T36	2:13.00	2:13.35		
8	2257	GONZALEZ Jose Manuel	ESP	19 SEP 1970	T36	2:14.47	2:15.18		
9	2261	PAMPANO Jose	ESP	10 DEC 1978	T36	2:18.79	2:18.79		

### LEGEND

**PB** Personal Best                      **SB** Season's Best




Olympic Stadium

SAT 1 SEP 2012  
20:58

Athletics

Men's 800m — T37

Final



## Results

<b>WORLD RECORD</b>	<b>1:58.90</b>	<b>McKillop Michael</b>	IRL	Christchurch (NZL)	28 JAN 2011
<b>PARALYMPIC RECORD</b>	<b>1:59.39</b>	<b>McKillop Michael</b>	IRL	Beijing (CHN)	10 SEP 2008

Rank	Bib	Name	NPC Code	Date of Birth	Sport Class	Lane	Result
1	2406	McKILLOP Michael	IRL	27 JAN 1990	T37	4	<b>1:57.22</b> WR
2	2763	CHARMI Mohamed	TUN	28 MAY 1981	T37	3	<b>2:01.45</b> RR
3	2044	SCOTT Brad	AUS	15 APR 1988	T37	5	<b>2:02.04</b> RR
4	2009	DJEMAI Madjid	ALG	1 SEP 1983	T37	6	<b>2:04.93</b>
5	2795	DRIHA Oleksandr	UKR	12 JUN 1985	T37	1	<b>2:06.17</b> PB
6	2635	du TOIT Charl	RSA	26 MAR 1993	T37	7	<b>2:06.67</b>
7	2773	OTHMANI Faycel	TUN	6 OCT 1984	T37	2	<b>2:09.35</b> PB
8	2018	HANANI Khaled	ALG	5 SEP 1982	T37	8	<b>2:14.31</b>
9	2293	MASTOURI Djamel	FRA	17 JAN 1972	T37	9	<b>2:23.66</b>

<b>Intermediate Times</b>	<b>400m</b>	58.14	2406	McKILLOP Michael (IRL)
	<b>600m</b>	1:26.89	2406	McKILLOP Michael (IRL)

### Weather conditions

Temperature: 21 °C      Humidity: 62 %      Conditions: Mostly cloudy

### LEGEND

**PB** Personal Best      **RR** Regional Record      **WR** World Record




Olympic Stadium

SAT 1 SEP 2012  
20:58

Athletics

Men's 800m — T37

Final



## Start List

<b>WORLD RECORD</b>	<b>1:58.90</b>	<b>McKillop Michael</b>	IRL	Christchurch (NZL)	28 JAN 2011
<b>PARALYMPIC RECORD</b>	<b>1:59.39</b>	<b>McKillop Michael</b>	IRL	Beijing (CHN)	10 SEP 2008

Lane	Bib	Name	NPC Code	Date of Birth	Sport Class	PB	SB	Result	Rank
1	2795	DRIHA Oleksandr	UKR	12 JUN 1985	T37	2:09.33	2:13.61		
2	2773	OTHMANI Faycel	TUN	6 OCT 1984	T37	2:09.88	2:21.90		
3	2763	CHARMI Mohamed	TUN	28 MAY 1981	T37	2:04.75	2:21.67		
4	2406	McKILLOP Michael	IRL	27 JAN 1990	T37	1:56.74	1:58.38		
5	2044	SCOTT Brad	AUS	15 APR 1988	T37	2:00.28	2:03.54		
6	2009	DJEMAI Madjid	ALG	1 SEP 1983	T37	2:04.72	2:04.72		
7	2635	du TOIT Charl	RSA	26 MAR 1993	T37	2:05.33	2:05.33		
8	2018	HANANI Khaled	ALG	5 SEP 1982	T37	2:08.00	2:08.98		
9	2293	MASTOURI Djamel	FRA	17 JAN 1972	T37	2:11.05	2:11.05		

### LEGEND

**PB** Personal Best                      **SB** Season's Best




Olympic Stadium

SAT 8 SEP 2012  
21:02

Athletics

Men's 800m — T46

Final



## Results

REVISED  
8 SEP 21:19

<b>WORLD RECORD</b>	<b>1:52.36</b>	<b>AWIZEN Marcin</b>	POL	Beijing (CHN)	15 SEP 2008
<b>PARALYMPIC RECORD</b>	<b>1:52.36</b>	<b>AWIZEN Marcin</b>	POL	Beijing (CHN)	15 SEP 2008

Rank	Bib	Name	NPC Code	Date of Birth	Sport Class	Lane	Result	
1	2054	MATZINGER Gunther	AUT	16 MAY 1987	T46	7	<b>1:51.82</b>	WR
2	2016	NOUIOUA Samir	ALG	10 JUL 1985	T46	6	<b>1:52.33</b>	RR
3	2476	TARBEI Abraham	KEN	28 SEP 1986	T46	4	<b>1:53.03</b>	SB
4	2766	FOUZAI Mohamed	TUN	9 MAY 1989	T46	9	<b>1:54.94</b>	PB
5	2509	EL HARTI Abdelhadi	MAR	11 JUN 1982	T46	8	<b>1:56.19</b>	PB
6	2470	CHESUM Jonah Kipkemoi	KEN	5 MAY 1989	T46	5	<b>1:56.57</b>	
7	2469	CHERUIYOT Stanley	KEN	8 MAR 1980	T46	3	<b>2:03.78</b>	
	2690	MUVUNYI Hermas	RWA	3 DEC 1988	T46	2	<b>DQ</b>	IPC 18.2

<b>Intermediate Times</b>	<b>400m</b>	55.54	2470	CHESUM Jonah Kipkemoi (KEN)
	<b>600m</b>	1:23.92	2016	NOUIOUA Samir (ALG)

## Weather conditions

Temperature: 27 °C Humidity: 25 % Conditions: Partly cloudy

## NOTES

IPC 18.2 - Jostle or obstruction to another athlete, so as to impede his progress

## LEGEND

**DQ** Disqualified      **PB** Personal Best      **RR** Regional Record      **SB** Season's Best  
**WR** World Record

the track referee corrected result




Olympic Stadium

SAT 8 SEP 2012  
21:02

Athletics

Men's 800m — T46

Final



### Start List

**REVISED**  
6 SEP 12:44

<b>WORLD RECORD</b>	<b>1:52.36</b>	<b>AWIZEN Marcin</b>	POL	Beijing (CHN)	15 SEP 2008
<b>PARALYMPIC RECORD</b>	<b>1:52.36</b>	<b>AWIZEN Marcin</b>	POL	Beijing (CHN)	15 SEP 2008

Lane	Bib	Name	NPC Code	Date of Birth	Sport Class	PB	SB	Result	Rank
2	2690	MUVUNYI Hermas	RWA	3 DEC 1988	T46	1:56.00	1:58.18		
3	2469	CHERUIYOT Stanley	KEN	8 MAR 1980	T46	1:58.00	1:59.23		
4	2476	TARBEI Abraham	KEN	28 SEP 1986	T46		1:55.39		
5	2470	CHESUM Jonah Kipkemoi	KEN	5 MAY 1989	T46	1:55.51	1:55.51		
6	2016	NOUIOUA Samir	ALG	10 JUL 1985	T46	1:52.04	1:52.04		
7	2054	MATZINGER Gunther	AUT	16 MAY 1987	T46	1:54.52	1:55.33		
8	2509	EL HARTI Abdelhadi	MAR	11 JUN 1982	T46	1:56.62	1:56.62		
9	2766	FOUZAI Mohamed	TUN	9 MAY 1989	T46	1:56.01	1:58.08		

**LEGEND**

**PB** Personal Best                      **SB** Season's Best

PB of athlete 2476 removed.



Olympic Stadium

THU 6 SEP 2012

Athletics

Men's 800m — T46

Round 1



## Results

<b>WORLD RECORD</b>	<b>1:52.36</b>	<b>AWIZEN Marcin</b>	POL	Beijing (CHN)	15 SEP 2008
<b>PARALYMPIC RECORD</b>	<b>1:52.36</b>	<b>AWIZEN Marcin</b>	POL	Beijing (CHN)	15 SEP 2008

HEAT 1/2		Start Time: 10:58						
Rank	Bib	Name	NPC Code	Date of Birth	Sport Class	Lane	Result	
1	2054	MATZINGER Gunther	AUT	16 MAY 1987	T46	6	<b>1:55.33</b>	Q SB
2	2016	NOUIOUA Samir	ALG	10 JUL 1985	T46	8	<b>1:55.38</b>	Q
3	2476	TARBEI Abraham	KEN	28 SEP 1986	T46	1	<b>1:55.39</b>	Q SB
4	2470	CHESUM Jonah Kipkemoi	KEN	5 MAY 1989	T46	4	<b>1:55.51</b>	q PB
5	2509	EL HARTI Abdelhadi	MAR	11 JUN 1982	T46	2	<b>1:56.62</b>	q PB
6	2271	KEBEDE Tesfalem Gebru	ETH	10 MAY 1989	T46	3	<b>1:57.22</b>	SB
7	2046	SILCOCKS Matthew	AUS	5 MAY 1993	T46	9	<b>1:58.51</b>	
8	2782	KILICASLAN Cahit	TUR	12 JUL 1990	T46	7	<b>1:59.14</b>	PB
9	2828	HAMMER Chris	USA	30 MAR 1986	T46	5	<b>2:04.68</b>	
Intermediate Times		400m	58.22	2470	CHESUM Jonah Kipkemoi (KEN)			
		600m	1:27.16	2470	CHESUM Jonah Kipkemoi (KEN)			

HEAT 2/2		Start Time: 11:05						
Rank	Bib	Name	NPC Code	Date of Birth	Sport Class	Lane	Result	
1	2766	FOUZAI Mohamed	TUN	9 MAY 1989	T46	8	<b>1:58.08</b>	Q SB
2	2690	MUVUNYI Hermas	RWA	3 DEC 1988	T46	7	<b>1:58.18</b>	Q SB
3	2469	CHERUIYOT Stanley	KEN	8 MAR 1980	T46	9	<b>1:59.23</b>	Q SB
4	2272	REDAE Kiross Tekle	ETH	16 JUN 1987	T46	2	<b>1:59.95</b>	SB
5	2671	KOTLOV Alexey	RUS	17 AUG 1993	T46	4	<b>2:00.21</b>	
6	2068	NIKOBIMEZE Remy	BDI	12 OCT 1989	T46	3	<b>2:00.25</b>	PB
7	2592	AWIZEN Marcin	POL	11 NOV 1985	T46	1	<b>2:01.32</b>	SB
8	2424	DALLA PALMA Davide	ITA	24 AUG 1990	T46	6	<b>2:02.24</b>	
9	2861	COLMENARES Samuel	VEN	18 FEB 1987	T46	2	<b>2:05.40</b>	SB
	2043	ROEGER Michael	AUS	14 MAY 1988	T46	5	<b>DNF</b>	
Intermediate Times		400m	58.61	2043	ROEGER Michael (AUS)			
		600m	1:28.68	2469	CHERUIYOT Stanley (KEN)			

Qualification: First 3 in each heat (Q) and the next 2 fastest (q) advance to the Final.

## Weather conditions at the beginning of the 1st heat

Temperature: 18 °C Humidity: 83 % Conditions: Sunny

LEGEND							
<b>DNF</b>	Did Not Finish	<b>PB</b>	Personal Best	<b>Q</b>	Qualified by place	<b>q</b>	qualified by time
<b>SB</b>	Season's Best						




Olympic Stadium

THU 6 SEP 2012

Athletics

Men's 800m — T46

Round 1



## Start List

<b>WORLD RECORD</b>	<b>1:52.36</b>	<b>AWIZEN Marcin</b>	POL	Beijing (CHN)	15 SEP 2008
<b>PARALYMPIC RECORD</b>	<b>1:52.36</b>	<b>AWIZEN Marcin</b>	POL	Beijing (CHN)	15 SEP 2008

## HEAT 1/2 Start Time: 10:58

Lane	Bib	Name	NPC Code	Date of Birth	Sport Class	PB	SB	Result	Rank
1	2476	TARBEI Abraham	KEN	28 SEP 1986	T46	1:17.94			
2	2509	EL HARTI Abdelhadi	MAR	11 JUN 1982	T46	2:00.60			
3	2271	KEBEDE Tesfalem Gebru	ETH	10 MAY 1989	T46	1:56.69			
4	2470	CHESUM Jonah Kipkemoi	KEN	5 MAY 1989	T46	1:59.18	1:59.18		
5	2828	HAMMER Chris	USA	30 MAR 1986	T46	2:00.77	2:00.77		
6	2054	MATZINGER Gunther	AUT	16 MAY 1987	T46	1:54.52			
7	2782	KILICASLAN Cahit	TUR	12 JUL 1990	T46	2:00.55	2:00.55		
8	2016	NOUIOUA Samir	ALG	10 JUL 1985	T46	1:52.04	1:52.04		
9	2046	SILCOCKS Matthew	AUS	5 MAY 1993	T46	1:56.98	1:56.98		

## HEAT 2/2 Start Time: 11:05

Lane	Bib	Name	NPC Code	Date of Birth	Sport Class	PB	SB	Result	Rank
1	2592	AWIZEN Marcin	POL	11 NOV 1985	T46	1:53.97			
2	2272	REDAE Kiross Tekle	ETH	16 JUN 1987	T46				
2	2861	COLMENARES Samuel	VEN	18 FEB 1987	T46	2:00.13			
3	2068	NIKOBIMEZE Remy	BDI	12 OCT 1989	T46	2:02.46	2:02.46		
4	2671	KOTLOV Alexey	RUS	17 AUG 1993	T46	1:59.62	1:59.62		
5	2043	ROEGER Michael	AUS	14 MAY 1988	T46	1:55.54	1:56.44		
6	2424	DALLA PALMA Davide	ITA	24 AUG 1990	T46	2:01.18	2:01.18		
7	2690	MUVUNYI Hermas	RWA	3 DEC 1988	T46	1:56.00	1:58.56		
8	2766	FOUZAI Mohamed	TUN	9 MAY 1989	T46	1:56.01	1:59.39		
9	2469	CHERUIYOT Stanley	KEN	8 MAR 1980	T46	1:58.00			

Qualification: First 3 in each heat and the next 2 fastest advance to the Final.

## LEGEND

PB Personal Best SB Season's Best




Olympic Stadium

FRI 7 SEP 2012  
20:39

Athletics

Men's 800m — T52

Final



## Results

<b>WORLD RECORD</b>	<b>1:52.31</b>	<b>ITO Tomoya</b>	JPN	Beijing (CHN)	14 SEP 2008
<b>PARALYMPIC RECORD</b>	<b>1:58.68</b>	<b>EZ ZINE Abdellah</b>	MAR	Athens (GRE)	25 SEP 2004

Rank	Bib	Name	NPC Code	Date of Birth	Sport Class	Lane	Result
1	2831	MARTIN Raymond	USA	2 JAN 1994	T52	5	<b>2:00.34</b>
2	2446	ITO Tomoya	JPN	16 AUG 1963	T52	3	<b>2:00.62</b> SB
3	2540	PEREZ JUAREZ Leonardo De Jesus	MEX	10 FEB 1993	T52	4	<b>2:01.18</b> PB
4	2456	TAKADA Toshihiro	JPN	9 SEP 1965	T52	9	<b>2:02.64</b> SB
5	2052	GEIERSPICHLER Thomas	AUT	14 APR 1976	T52	6	<b>2:05.35</b> SB
6	2190	TORRES Cristian	COL	21 JAN 1981	T52	8	<b>2:09.45</b> PB
7	2458	UEYONABARU Hirokazu	JPN	22 MAY 1971	T52	2	<b>2:11.05</b> SB
8	2839	ROBERTS Josh	USA	2 JAN 1982	T52	7	<b>2:18.57</b>

Intermediate Times	400m	1:01.24	2831	MARTIN Raymond (USA)
	600m	1:31.17	2831	MARTIN Raymond (USA)

### Weather conditions

Temperature: 24 °C      Humidity: 32 %      Conditions: Sky Clear

### LEGEND

**PB** Personal Best      **SB** Season's Best





Olympic Stadium

FRI 7 SEP 2012  
20:39

Athletics

Men's 800m — T52

Final



### Start List

<b>WORLD RECORD</b>	<b>1:52.31</b>	<b>ITO Tomoya</b>	JPN	Beijing (CHN)	14 SEP 2008
<b>PARALYMPIC RECORD</b>	<b>1:58.68</b>	<b>EZ ZINE Abdellah</b>	MAR	Athens (GRE)	25 SEP 2004

Lane	Bib	Name	NPC Code	Date of Birth	Sport Class	PB	SB	Result	Rank
2	2458	UEYONABARU Hirokazu	JPN	22 MAY 1971	T52	2:02.04	2:37.74		
3	2446	ITO Tomoya	JPN	16 AUG 1963	T52	1:52.31	2:13.58		
4	2540	PEREZ JUAREZ Leonardo De Jesus	MEX	10 FEB 1993	T52	2:06.14	2:06.14		
5	2831	MARTIN Raymond	USA	2 JAN 1994	T52	1:55.67	1:55.67		
6	2052	GEIERSPICHLER Thomas	AUT	14 APR 1976	T52	1:58.98	2:09.21		
7	2839	ROBERTS Josh	USA	2 JAN 1982	T52	2:10.27	2:10.27		
8	2190	TORRES Cristian	COL	21 JAN 1981	T52	2:10.64	2:10.64		
9	2456	TAKADA Toshihiro	JPN	9 SEP 1965	T52	2:02.19	2:11.09		

<b>LEGEND</b>	
<b>PB</b> Personal Best	<b>SB</b> Season's Best




Olympic Stadium

WED 5 SEP 2012  
19:43

Athletics

Men's 800m — T53

Final



## Results

<b>WORLD RECORD</b>	<b>1:34.91</b>	<b>HONG Sukman</b>	KOR	Arbon (SUI)	24 JUN 2010
<b>PARALYMPIC RECORD</b>	<b>1:36.30</b>	<b>LI Huzhao</b>	CHN	Beijing (CHN)	15 SEP 2008

Rank	Bib	Name	NPC Code	Date of Birth	Sport Class	Lane	Result
1	2031	COLMAN Richard	AUS	28 NOV 1984	T53	4	<b>1:41.13</b>
2	2123	LAKATOS Brent	CAN	1 JUN 1980	T53	3	<b>1:41.24</b> PB
3	2825	GEORGE Joshua	USA	18 MAR 1984	T53	6	<b>1:41.50</b>
4	2147	LI Huzhao	CHN	18 JAN 1989	T53	8	<b>1:41.83</b>
5	2483	YOO Byunghoon	KOR	30 JUN 1972	T53	2	<b>1:42.44</b>
6	2441	HIROMICHI Jun	JPN	21 DEC 1973	T53	7	<b>1:42.99</b>
7	2287	FAIRBANK Pierre	FRA	27 JUL 1971	T53	9	<b>1:43.02</b>
8	2842	SIEMANN Brian	USA	7 OCT 1989	T53	5	<b>1:43.09</b>

<b>Intermediate Times</b>	<b>400m</b>	52.60	2825	GEORGE Joshua (USA)
	<b>600m</b>	1:16.68	2825	GEORGE Joshua (USA)

### Weather conditions

Temperature: 20 °C      Humidity: 42 %      Conditions: Sunny

### LEGEND

**PB** Personal Best



Olympic Stadium

WED 5 SEP 2012  
19:43

Athletics

Men's 800m — T53

Final



### Start List

**REVISED**  
4 SEP 19:10

<b>WORLD RECORD</b>	<b>1:34.91</b>	<b>HONG Sukman</b>	KOR	Arbon (SUI)	24 JUN 2010
<b>PARALYMPIC RECORD</b>	<b>1:36.30</b>	<b>LI Huzhao</b>	CHN	Beijing (CHN)	15 SEP 2008

Lane	Bib	Name	NPC Code	Date of Birth	Sport Class	PB	SB	Result	Rank
2	2483	YOO Byunghoon	KOR	30 JUN 1972	T53	1:40.21	1:42.20		
3	2123	LAKATOS Brent	CAN	1 JUN 1980	T53	1:42.22	1:42.22		
4	2031	COLMAN Richard	AUS	28 NOV 1984	T53	1:36.00	1:38.40		
5	2842	SIEMANN Brian	USA	7 OCT 1989	T53	1:37.39	1:37.39		
6	2825	GEORGE Joshua	USA	18 MAR 1984	T53	1:36.85	1:36.85		
7	2441	HIROMICHI Jun	JPN	21 DEC 1973	T53	1:36.85	1:38.00		
8	2147	LI Huzhao	CHN	18 JAN 1989	T53	1:41.07	1:41.07		
9	2287	FAIRBANK Pierre	FRA	27 JUL 1971	T53	1:37.10	1:40.80		

**LEGEND**

**PB** Personal Best                      **SB** Season's Best

revised due to updated schedule



Olympic Stadium

TUE 4 SEP 2012

Athletics

Men's 800m — T53

Round 1



## Results

<b>WORLD RECORD</b>	<b>1:34.91</b>	<b>HONG Sukman</b>	KOR	Arbon (SUI)	24 JUN 2010
<b>PARALYMPIC RECORD</b>	<b>1:36.30</b>	<b>LI Huzhao</b>	CHN	Beijing (CHN)	15 SEP 2008

HEAT 1/2 Start Time: 12:54

Rank	Bib	Name	NPC Code	Date of Birth	Sport Class	Lane	Result	
1	2031	COLMAN Richard	AUS	28 NOV 1984	T53	3	<b>1:41.86</b>	Q
2	2483	YOO Byunghoon	KOR	30 JUN 1972	T53	6	<b>1:42.20</b>	Q SB
3	2123	LAKATOS Brent	CAN	1 JUN 1980	T53	2	<b>1:42.22</b>	Q PB
4	2825	GEORGE Joshua	USA	18 MAR 1984	T53	7	<b>1:42.32</b>	q
5	2441	HIROMICHI Jun	JPN	21 DEC 1973	T53	5	<b>1:42.42</b>	q
6	2177	ZHAO Yufei	CHN	11 NOV 1988	T53	4	<b>1:42.75</b>	PB
7	2813	ABBOTT Zach	USA	31 OCT 1990	T53	8	<b>1:45.95</b>	PB

Intermediate Times  
 400m 53.14 2031 COLMAN Richard (AUS)  
 600m 1:17.59 2031 COLMAN Richard (AUS)

HEAT 2/2 Start Time: 13:02

Rank	Bib	Name	NPC Code	Date of Birth	Sport Class	Lane	Result	
1	2147	LI Huzhao	CHN	18 JAN 1989	T53	7	<b>1:46.08</b>	Q
2	2842	SIEMANN Brian	USA	7 OCT 1989	T53	6	<b>1:46.38</b>	Q
3	2287	FAIRBANK Pierre	FRA	27 JUL 1971	T53	4	<b>1:46.47</b>	Q
4	2858	AGUILAR Jesus	VEN	14 MAY 1963	T53	5	<b>1:46.84</b>	
5	2264	PUIGBO VERDAGUER Roger	ESP	20 MAR 1978	T53	8	<b>1:47.90</b>	
6	2449	MATSUNAGA Hitoshi	JPN	15 SEP 1972	T53	3	<b>1:48.38</b>	
7	2541	RAMIREZ VALENCIA Jaime	MEX	30 APR 1963	T53	2	<b>1:50.37</b>	

Intermediate Times  
 400m 55.51 2147 LI Huzhao (CHN)  
 600m 1:22.52 2147 LI Huzhao (CHN)

Qualification: First 3 in each heat (Q) and the next 2 fastest (q) advance to the Final.

Weather conditions at the beginning of the 1st heat

Temperature: 18 °C Humidity: 73 % Conditions: Sunny

## LEGEND

PB Personal Best Q Qualified by place q qualified by time SB Season's Best



Olympic Stadium

TUE 4 SEP 2012

Athletics

Men's 800m — T53

Round 1



### Start List

<b>WORLD RECORD</b>	<b>1:34.91</b>	<b>HONG Sukman</b>	KOR	Arbon (SUI)	24 JUN 2010
<b>PARALYMPIC RECORD</b>	<b>1:36.30</b>	<b>LI Huzhao</b>	CHN	Beijing (CHN)	15 SEP 2008

HEAT 1/2 Start Time: 12:27

Lane	Bib	Name	NPC Code	Date of Birth	Sport Class	PB	SB	Result	Rank
2	2123	LAKATOS Brent	CAN	1 JUN 1980	T53	1:45.72	1:45.72		
3	2031	COLMAN Richard	AUS	28 NOV 1984	T53	1:36.00	1:38.40		
4	2177	ZHAO Yufei	CHN	11 NOV 1988	T53	1:43.59	1:43.86		
5	2441	HIROMICHI Jun	JPN	21 DEC 1973	T53	1:36.85	1:38.00		
6	2483	YOO Byunghoon	KOR	30 JUN 1972	T53	1:40.21	1:43.86		
7	2825	GEORGE Joshua	USA	18 MAR 1984	T53	1:36.85	1:36.85		
8	2813	ABBOTT Zach	USA	31 OCT 1990	T53	1:47.55	1:47.55		

HEAT 2/2 Start Time: 12:34

Lane	Bib	Name	NPC Code	Date of Birth	Sport Class	PB	SB	Result	Rank
2	2541	RAMIREZ VALENCIA Jaime	MEX	30 APR 1963	T53	1:47.65	1:47.65		
3	2449	MATSUNAGA Hitoshi	JPN	15 SEP 1972	T53	1:42.55	1:44.76		
4	2287	FAIRBANK Pierre	FRA	27 JUL 1971	T53	1:37.10	1:40.80		
5	2858	AGUILAR Jesus	VEN	14 MAY 1963	T53	1:43.94	1:43.94		
6	2842	SIEMANN Brian	USA	7 OCT 1989	T53	1:37.39	1:37.39		
7	2147	LI Huzhao	CHN	18 JAN 1989	T53	1:41.07	1:41.07		
8	2264	PUIGBO VERDAGUER Roger	ESP	20 MAR 1978	T53	1:36.61	1:37.20		

Qualification: First 3 in each heat and the next 2 fastest advance to the Final.

LEGEND

PB Personal Best SB Season's Best



Olympic Stadium

THU 6 SEP 2012  
21:16

Athletics

Men's 800m — T54

Final



## Results

<b>WORLD RECORD</b>	<b>1:31.12</b>	<b>HUG Marcel</b>	SUI	Arbon (SUI)	26 JUN 2010
<b>PARALYMPIC RECORD</b>	<b>1:32.45</b>	<b>YASUOKA Choke</b>	JPN	Athens (GRE)	25 SEP 2004

Rank	Bib	Name	NPC Code	Date of Birth	Sport Class	Lane	Result
1	2326	WEIR David	GBR	5 JUN 1979	T54	7	<b>1:37.63</b>
2	2716	HUG Marcel	SUI	16 JAN 1986	T54	4	<b>1:37.84</b>
3	2744	KONJEN Saichon	THA	30 MAR 1983	T54	2	<b>1:38.51</b>
4	2482	KIM Gyu Dae	KOR	17 JAN 1984	T54	9	<b>1:39.03</b>
5	2113	CASSIDY Josh	CAN	15 NOV 1984	T54	3	<b>1:39.72</b>
6	2814	BIRD Jordan	USA	4 APR 1989	T54	5	<b>1:40.17</b>
	2284	CASOLI Julien	FRA	5 JUL 1982	T54	6	<b>DNF</b>
	2174	ZHANG Lixin	CHN	2 JAN 1983	T54	8	<b>DQ</b> IPC 18.7

<b>Intermediate Times</b>	<b>400m</b>	52.15	2174 ZHANG Lixin (CHN)
	<b>600m</b>	1:15.73	2326 WEIR David (GBR)

### Weather conditions

Temperature: 21 °C      Humidity: 39 %      Conditions: Sky Clear

### NOTES

IPC 18.7 - Broke too soon before break line

### LEGEND

**DNF** Did Not Finish      **DQ** Disqualified




Olympic Stadium

THU 6 SEP 2012  
21:16

Athletics

Men's 800m — T54

Final



## Start List

<b>WORLD RECORD</b>	<b>1:31.12</b>	<b>HUG Marcel</b>	SUI	Arbon (SUI)	26 JUN 2010
<b>PARALYMPIC RECORD</b>	<b>1:32.45</b>	<b>YASUOKA Choke</b>	JPN	Athens (GRE)	25 SEP 2004

Lane	Bib	Name	NPC Code	Date of Birth	Sport Class	PB	SB	Result	Rank
2	2744	KONJEN Saichon	THA	30 MAR 1983	T54	1:36.14	1:37.59		
3	2113	CASSIDY Josh	CAN	15 NOV 1984	T54	1:35.72	1:38.24		
4	2716	HUG Marcel	SUI	16 JAN 1986	T54	1:31.12	1:35.43		
5	2814	BIRD Jordan	USA	4 APR 1989	T54	1:36.04	1:36.04		
6	2284	CASOLI Julien	FRA	5 JUL 1982	T54	1:32.19	1:35.08		
7	2326	WEIR David	GBR	5 JUN 1979	T54	1:32.66	1:36.14		
8	2174	ZHANG Lixin	CHN	2 JAN 1983	T54	1:37.54	1:37.54		
9	2482	KIM Gyu Dae	KOR	17 JAN 1984	T54	1:35.13	1:37.57		

### LEGEND

**PB** Personal Best                      **SB** Season's Best




Olympic Stadium

WED 5 SEP 2012

Athletics

Men's 800m — T54

Round 1



## Results

<b>WORLD RECORD</b>	<b>1:31.12</b>	<b>HUG Marcel</b>	SUI	Arbon (SUI)	26 JUN 2010
<b>PARALYMPIC RECORD</b>	<b>1:32.45</b>	<b>YASUOKA Choke</b>	JPN	Athens (GRE)	25 SEP 2004

HEAT 1/3 Start Time: 10:17

Rank	Bib	Name	NPC Code	Date of Birth	Sport Class	Lane	Result	
1	2174	ZHANG Lixin	CHN	2 JAN 1983	T54	2	1:37.54	Q PB
2	2284	CASOLI Julien	FRA	5 JUL 1982	T54	3	1:37.76	Q
3	2482	KIM Gyu Dae	KOR	17 JAN 1984	T54	4	1:37.90	q
4	2113	CASSIDY Josh	CAN	15 NOV 1984	T54	6	1:38.24	q SB
5	2542	SANCHEZ NAVA Fernando	MEX	30 MAY 1983	T54	5	1:38.82	
6	2440	HIGUCHI Masayuki	JPN	15 JAN 1979	T54	8	1:38.85	
7	2035	LAPPIN Jake	AUS	11 SEP 1992	T54	7	1:41.23	

Intermediate Times	400m	50.67	2482	KIM Gyu Dae (KOR)
	600m	1:14.63	2482	KIM Gyu Dae (KOR)

HEAT 2/3 Start Time: 10:25

Rank	Bib	Name	NPC Code	Date of Birth	Sport Class	Lane	Result	
1	2326	WEIR David	GBR	5 JUN 1979	T54	6	1:37.09	Q
2	2716	HUG Marcel	SUI	16 JAN 1986	T54	4	1:38.27	Q
3	2032	FEARNLEY Kurt	AUS	23 MAR 1981	T54	2	1:38.62	
4	2790	VAHDANI Mohammad	UAE	23 OCT 1979	T54	9	1:40.38	
5	2531	GANDARILLA FERNANDEZ Pedro	MEX	26 NOV 1990	T54	3	1:40.84	
6	2438	HANAOKA Nobukazu	JPN	13 MAR 1976	T54	8	1:40.94	
7	2820	CHALMERS Ryan	USA	14 MAR 1989	T54	5	1:45.86	
8	2302	JARJU Demba	GAM	18 MAR 1989	T54	7	2:27.88	SB

Intermediate Times	400m	49.75	2716	HUG Marcel (SUI)
	600m	1:14.69	2326	WEIR David (GBR)

HEAT 3/3 Start Time: 10:33

Rank	Bib	Name	NPC Code	Date of Birth	Sport Class	Lane	Result	
1	2744	KONJEN Saichon	THA	30 MAR 1983	T54	7	1:37.96	Q
2	2814	BIRD Jordan	USA	4 APR 1989	T54	5	1:38.20	Q
3	2462	YASUOKA Choke	JPN	18 JAN 1973	T54	2	1:38.42	SB
4	2870	VALLADARES Juan	VEN	11 OCT 1980	T54	6	1:38.83	
5	2762	AOUADI Ahmed	TUN	3 DEC 1978	T54	9	1:38.84	
6	2119	DUPONT Alexandre	CAN	3 SEP 1985	T54	8	1:39.73	
7	2480	HONG Sukman	KOR	7 DEC 1975	T54	4	1:39.88	SB
8	2544	VELASCO SORIA Martin	MEX	1 MAY 1970	T54	3	1:43.88	

Intermediate Times	400m	50.84	2744	KONJEN Saichon (THA)
	600m	1:14.75	2744	KONJEN Saichon (THA)

Qualification: First 2 in each heat (Q) and the next 2 fastest (q) advance to the Final.

Weather conditions at the beginning of the 1st heat

Temperature: 12 °C Humidity: 74 % Conditions: Sunny

## LEGEND

PB	Personal Best	Q	Qualified by place	q	qualified by time	SB	Season's Best
----	---------------	---	--------------------	---	-------------------	----	---------------






Olympic Stadium

WED 5 SEP 2012

Athletics

Men's 800m — T54

Round 1



## Start List

**REVISED**  
4 SEP 19:00

<b>WORLD RECORD</b>	<b>1:31.12</b>	<b>HUG Marcel</b>	SUI	Arbon (SUI)	26 JUN 2010
<b>PARALYMPIC RECORD</b>	<b>1:32.45</b>	<b>YASUOKA Choke</b>	JPN	Athens (GRE)	25 SEP 2004

## HEAT 1/3 Start Time: 10:17

Lane	Bib	Name	NPC Code	Date of Birth	Sport Class	PB	SB	Result	Rank
2	2174	ZHANG Lixin	CHN	2 JAN 1983	T54	1:38.29	1:38.29		
3	2284	CASOLI Julien	FRA	5 JUL 1982	T54	1:32.19	1:35.08		
4	2482	KIM Gyu Dae	KOR	17 JAN 1984	T54	1:35.13	1:37.57		
5	2542	SANCHEZ NAVA Fernando	MEX	30 MAY 1983	T54	1:36.88	1:36.88		
6	2113	CASSIDY Josh	CAN	15 NOV 1984	T54	1:35.72	1:39.03		
7	2035	LAPPIN Jake	AUS	11 SEP 1992	T54	1:37.73	1:39.32		
8	2440	HIGUCHI Masayuki	JPN	15 JAN 1979	T54	1:37.62	1:38.22		

## HEAT 2/3 Start Time: 10:25

Lane	Bib	Name	NPC Code	Date of Birth	Sport Class	PB	SB	Result	Rank
2	2032	FEARNLEY Kurt	AUS	23 MAR 1981	T54	1:32.73	1:37.07		
3	2531	GANDARILLA FERNANDEZ Pedro	MEX	26 NOV 1990	T54	1:36.93	1:38.86		
4	2716	HUG Marcel	SUI	16 JAN 1986	T54	1:31.12	1:35.43		
5	2820	CHALMERS Ryan	USA	14 MAR 1989	T54	1:38.29	1:38.29		
6	2326	WEIR David	GBR	5 JUN 1979	T54	1:32.66	1:36.14		
7	2302	JARJU Demba	GAM	18 MAR 1989	T54				
8	2438	HANAOKA Nobukazu	JPN	13 MAR 1976	T54	1:37.74	1:39.26		
9	2790	VAHDANI Mohammad	UAE	23 OCT 1979	T54	1:38.10	1:38.10		

## HEAT 3/3 Start Time: 10:33

Lane	Bib	Name	NPC Code	Date of Birth	Sport Class	PB	SB	Result	Rank
2	2462	YASUOKA Choke	JPN	18 JAN 1973	T54	1:32.45	1:41.93		
3	2544	VELASCO SORIA Martin	MEX	1 MAY 1970	T54	1:36.12	1:36.91		
4	2480	HONG Sukman	KOR	7 DEC 1975	T54	1:34.91	1:40.67		
5	2814	BIRD Jordan	USA	4 APR 1989	T54	1:36.04	1:36.04		
6	2870	VALLADARES Juan	VEN	11 OCT 1980	T54	1:35.82	1:35.82		
7	2744	KONJEN Saichon	THA	30 MAR 1983	T54	1:36.14	1:37.59		
8	2119	DUPONT Alexandre	CAN	3 SEP 1985	T54	1:36.65	1:38.54		
9	2762	AOUADI Ahmed	TUN	3 DEC 1978	T54	1:35.78	1:38.66		

Qualification: First 2 in each heat and the next 2 fastest advance to the Final.

## LEGEND

PB Personal Best SB Season's Best

revised due to updated schedule



Olympic Stadium

MON 3 SEP 2012  
20:31

Athletics

Men's 1500m — T11

Final



## Results

Rank	Bib	Name	NPC Code	Date of Birth	Sport Class	Order	Result
1	2472	<b>KIMANI Samwel Mushai</b>	KEN	26 DEC 1989	T11	3	<b>3:58.37</b> WR
		Guide BOIT James	KEN	7 AUG 1984			
2	2094	<b>SANTOS Odair</b>	BRA	17 MAY 1981	T11	1	<b>4:03.66</b> RR
		Guide dos SANTOS Carlos Antonio	BRA	29 NOV 1980			
3	2117	<b>DUNKERLEY Jason Joseph</b>	CAN	21 AUG 1977	T11	2	<b>4:07.56</b> PB
		Guide KARANJA Josh	CAN	14 JUN 1984			
4	2131	<b>VALENZUELA Cristian</b>	CHI	28 APR 1983	T11	4	<b>4:07.79</b> PB
		Guide GUAJARDO Cristopher	CHI	7 APR 1988			
5	2189	<b>SOSA William</b>	COL	24 NOV 1984	T11	5	<b>4:13.53</b> PB
		Guide CHAVARRO DIAS Cesar	COL	22 SEP 1986			
6	2229	<b>ANDERSEN Mikael</b>	DEN	28 APR 1984	T11	6	<b>4:16.12</b> SB
		Guide BENGTSSEN Laust	DEN	11 FEB 1974			

<b>Intermediate Times</b>	<b>400m</b>	1:01.01	2094	SANTOS Odair (BRA)
	<b>800m</b>	2:05.39	2094	SANTOS Odair (BRA)
	<b>1200m</b>	3:10.44	2094	SANTOS Odair (BRA)

### Weather conditions

Temperature: 25 °C      Humidity: 39 %      Conditions: Sky Clear

### LEGEND

<b>PB</b>	Personal Best	<b>RR</b>	Regional Record	<b>SB</b>	Season's Best	<b>WR</b>	World Record
-----------	---------------	-----------	-----------------	-----------	---------------	-----------	--------------




Olympic Stadium

MON 3 SEP 2012  
20:31

Athletics

Men's 1500m — T11

Final



## Start List

<b>WORLD RECORD</b>	<b>4:04.32</b>	<b>SANTOS Odair</b>	BRA	Sao Paulo (BRA)	7 AUG 2011
<b>PARALYMPIC RECORD</b>	<b>4:08.52</b>	<b>de ALMEIDA COELHO Paulo</b>	POR	Atlanta, GA (USA)	20 AUG 1996

Order	Bib	Name	NPC Code	Date of Birth	Sport Class	PB	SB	Result	Rank
1	2094	SANTOS Odair	BRA	17 MAY 1981	T11	3:59.44	4:02.97		
		Guide dos SANTOS Carlos Antonio	BRA	29 NOV 1980					
2	2117	DUNKERLEY Jason Joseph	CAN	21 AUG 1977	T11	4:08.05	4:08.05		
		Guide KARANJA Josh	CAN	14 JUN 1984					
3	2472	KIMANI Samwel Mushai	KEN	26 DEC 1989	T11	4:09.44	4:09.44		
		Guide BOIT James	KEN	7 AUG 1984					
4	2131	VALENZUELA Cristian	CHI	28 APR 1983	T11	4:15.54	4:15.54		
		Guide GUAJARDO Cristopher	CHI	7 APR 1988					
5	2189	SOSA William	COL	24 NOV 1984	T11	4:15.66	4:15.66		
		Guide CHAVARRO DIAS Cesar	COL	22 SEP 1986					
6	2229	ANDERSEN Mikael	DEN	28 APR 1984	T11	4:15.84	4:17.44		
		Guide BENGTSSEN Laust	DEN	11 FEB 1974					

### LEGEND

**PB** Personal Best                      **SB** Season's Best




Olympic Stadium

FRI 31 AUG 2012

Athletics

Men's 1500m — T11

Round 1



## Results

<b>WORLD RECORD</b>	<b>4:04.32</b>	<b>SANTOS Odair</b>	BRA	Sao Paulo (BRA)	7 AUG 2011
<b>PARALYMPIC RECORD</b>	<b>4:08.52</b>	<b>de ALMEIDA COELHO Paulo</b>	POR	Atlanta, GA (USA)	20 AUG 1996

HEAT 1/2		Start Time: 11:13						
Rank	Bib	Name	NPC Code	Date of Birth	Sport Class	Order	Result	
1	2472	<b>KIMANI Samwel Mushai</b>	KEN	26 DEC 1989	T11	7	<b>4:09.44</b>	Q PB
		Guide BOIT James	KEN	7 AUG 1984				
2	2117	<b>DUNKERLEY Jason Joseph</b>	CAN	21 AUG 1977	T11	1	<b>4:13.67</b>	Q
		Guide KARANJA Josh	CAN	14 JUN 1984				
3	2189	<b>SOSA William</b>	COL	24 NOV 1984	T11	3	<b>4:15.66</b>	q PB
		Guide CHAVARRO DIAS Cesar	COL	22 SEP 1986				
4	2097	<b>SILVA Carlos J Barto</b>	BRA	6 MAY 1982	T11	5	<b>4:25.36</b>	SB
		Guide DAMIAO Cassio Henrique	BRA	25 FEB 1974				
5	2655	<b>ASADULLIN Albert</b>	RUS	27 NOV 1981	T11	6	<b>4:25.98</b>	PB
		Guide TIMERBAEV Vladislav	RUS	17 JUL 1988				
	2614	<b>ALVES Nuno</b>	POR	24 MAY 1975	T11	4	<b>DNF</b>	
		Guide FERREIRA Jose	POR	26 JAN 1973				
	2508	<b>ED DAHMANI Mohamed</b>	MAR	1 JAN 1986	T11	2	<b>DQ</b>	IPC 19.4
		Guide SANJACH Mustapha	MAR	7 JAN 1990				
<b>Intermediate Times</b>		400m	1:07.22	2189	SOSA William (COL)			
		800m	2:15.92	2189	SOSA William (COL)			
		1200m	3:22.62	2508	ED DAHMANI Mohamed (MAR)			

HEAT 2/2		Start Time: 11:22						
Rank	Bib	Name	NPC Code	Date of Birth	Sport Class	Order	Result	
1	2094	<b>SANTOS Odair</b>	BRA	17 MAY 1981	T11	1	<b>4:14.95</b>	Q
		Guide dos SANTOS Carlos Antonio	BRA	29 NOV 1980				
2	2131	<b>VALENZUELA Cristian</b>	CHI	28 APR 1983	T11	6	<b>4:15.54</b>	Q PB
		Guide GUAJARDO Cristopher	CHI	7 APR 1988				
3	2229	<b>ANDERSEN Mikael</b>	DEN	28 APR 1984	T11	2	<b>4:17.44</b>	q SB
		Guide BENGTSSEN Laust	DEN	11 FEB 1974				
4	2459	<b>WADA Shinya</b>	JPN	9 JUL 1977	T11	3	<b>4:18.71</b>	PB
5	2545	<b>ZAPIEN ROSAS Luis</b>	MEX	5 AUG 1975	T11	4	<b>4:24.52</b>	PB
		Guide MARISCAL RIVERA Juan Carlos	MEX	26 OCT 1989				
6	2625	<b>VALE Ricardo</b>	POR	13 JAN 1983	T11	5	<b>4:31.77</b>	
		Guide RAMOS Paulo	POR	21 AUG 1962				
	2468	<b>CHERUIYOT Immanuel Kipkosgei</b>	KEN	25 DEC 1984	T11	7	<b>DQ</b>	IPC 19.4
		Guide TARUS Robert	KEN	1 JAN 1984				
<b>Intermediate Times</b>		400m	1:06.64	2094	SANTOS Odair (BRA)			
		800m	2:16.76	2094	SANTOS Odair (BRA)			
		1200m	3:25.23	2094	SANTOS Odair (BRA)			

**Qualification:** First 2 in each heat (Q) and the next 2 fastest (q) advance to the Final.

**Weather conditions at the beginning of the 1st heat**

Temperature: 13 °C Humidity: 54 % Conditions: Sunny

<b>NOTES</b>	
IPC 19.4 - Athlete did not finish the race ahead of the guide	

<b>LEGEND</b>			
<b>DNF</b> Did Not Finish	<b>DQ</b> Disqualified	<b>PB</b> Personal Best	<b>Q</b> Qualified by place
<b>q</b> qualified by time	<b>SB</b> Season's Best		




Olympic Stadium

FRI 31 AUG 2012

Athletics

Men's 1500m — T11

Round 1



## Start List

REVISED  
30 AUG 21:22

<b>WORLD RECORD</b>	<b>4:04.32</b>	<b>SANTOS Odair</b>	BRA	Sao Paulo (BRA)	7 AUG 2011
<b>PARALYMPIC RECORD</b>	<b>4:08.52</b>	<b>de ALMEIDA COELHO Paulo</b>	POR	Atlanta, GA (USA)	20 AUG 1996

HEAT 1/2		Start Time: 11:13								
Order	Bib	Name	NPC Code	Date of Birth	Sport Class	PB	SB	Result	Rank	
1	2117	DUNKERLEY Jason Joseph	CAN	21 AUG 1977	T11	4:08.05	4:08.05			
		Guide KARANJA Josh	CAN	14 JUN 1984						
2	2508	ED DAHMANI Mohamed	MAR	1 JAN 1986	T11	4:16.15	4:16.15			
		Guide SANJACH Mustapha	MAR	7 JAN 1990						
3	2189	SOSA William	COL	24 NOV 1984	T11	4:20.55	4:20.55			
		Guide CHAVARRO DIAS Cesar	COL	22 SEP 1986						
4	2614	ALVES Nuno	POR	24 MAY 1975	T11	4:21.66	4:21.66			
		Guide FERREIRA Jose	POR	26 JAN 1973						
5	2097	SILVA Carlos J Barto	BRA	6 MAY 1982	T11	4:20.77	4:28.77			
		Guide DAMIAO Cassio Henrique	BRA	25 FEB 1974						
6	2655	ASADULLIN Albert	RUS	27 NOV 1981	T11	4:27.79	4:33.41			
		Guide TIMERBAEV Vladislav	RUS	17 JUL 1988						
7	2472	KIMANI Samwel Mushai	KEN	26 DEC 1989	T11	4:09.74				
		Guide BOIT James	KEN	7 AUG 1984						

HEAT 2/2		Start Time: 11:22								
Order	Bib	Name	NPC Code	Date of Birth	Sport Class	PB	SB	Result	Rank	
1	2094	SANTOS Odair	BRA	17 MAY 1981	T11	3:59.44	4:02.97			
		Guide dos SANTOS Carlos Antonio	BRA	29 NOV 1980						
2	2229	ANDERSEN Mikael	DEN	28 APR 1984	T11	4:15.84	4:19.05			
		Guide BENGTSSEN Laust	DEN	11 FEB 1974						
3	2459	WADA Shinya	JPN	9 JUL 1977	T11	4:19.94	4:19.94			
4	2545	ZAPIEN ROSAS Luis	MEX	5 AUG 1975	T11	4:27.84	4:27.84			
		Guide MARISCAL RIVERA Juan Carlos	MEX	26 OCT 1989						
5	2625	VALE Ricardo	POR	13 JAN 1983	T11	4:30.17	4:31.60			
		Guide RAMOS Paulo	POR	21 AUG 1962						
6	2131	VALENZUELA Cristian	CHI	28 APR 1983	T11	4:18.09				
		Guide GUAJARDO Cristopher	CHI	7 APR 1988						
7	2468	CHERUIYOT Immanuel Kipkosgei	KEN	25 DEC 1984	T11	4:22.08				
		Guide TARUS Robert	KEN	1 JAN 1984						

Qualification: First 2 in each heat and the next 2 fastest advance to the Final.

## LEGEND

**PB** Personal Best                      **SB** Season's Best

Guides information added.




Olympic Stadium

TUE 4 SEP 2012  
19:16

Athletics

Men's 1500m — T13

Final



## Results

## T13 Records

<b>WORLD RECORD</b>	<b>3:51.82</b>	<b>PRENDERGAST Tim</b>	NZL	Ghent (BEL)	16 JUL 2006
<b>PARALYMPIC RECORD</b>	<b>3:52.96</b>	<b>KORIR David</b>	KEN	London (GBR)	2 SEP 2012

Rank	Bib	Name	NPC Code	Date of Birth	Sport Class	Order	Result	
1	2778	ZHIOU Abderrahim	TUN	26 SEP 1985	T12	5	<b>3:48.31</b>	WR
2	2474	KORIR David	KEN	30 JUL 1984	T13	2	<b>3:48.84</b>	WR
3	2311	DEVINE David	GBR	13 FEB 1992	T12	9	<b>3:49.79</b>	RR
4	2515	ZALZOULI Tarik	MAR	26 AUG 1984	T13	3	<b>3:52.12</b>	PB
5	2473	KIRWA Henry	KEN	4 MAY 1973	T12	4	<b>3:53.55</b>	PB
6	2579	PRENDERGAST Tim	NZL	1 MAR 1979	T13	11	<b>3:53.60</b>	PB
7	2611	WIETECKI Lukasz	POL	29 JUL 1984	T13	7	<b>3:56.26</b>	
8	2652	AKHTYAMOV Alexey	RUS	3 MAY 1989	T13	6	<b>3:56.29</b>	
9	2511	MAME Abdelillah	MAR	10 NOV 1975	T13	10	<b>3:56.29</b>	
10	2507	CHENTOUF EI Amin	MAR	8 JUN 1981	T12	1	<b>4:00.43</b>	
11	2251	AVILA Ignacio	ESP	19 JAN 1979	T12	12	<b>4:04.83</b>	
12	2680	SHAROV Egor	RUS	16 DEC 1988	T12	8	<b>4:10.83</b>	

<b>Intermediate Times</b>	<b>400m</b>	1:00.41	2474	KORIR David (KEN)
	<b>800m</b>	2:03.63	2474	KORIR David (KEN)
	<b>1200m</b>	3:05.39	2474	KORIR David (KEN)

## Weather conditions

Temperature: 18 °C Humidity: 73 % Conditions: Sunny

## LEGEND

<b>PB</b>	Personal Best	<b>RR</b>	Regional Record	<b>WR</b>	World Record
-----------	---------------	-----------	-----------------	-----------	--------------




Olympic Stadium

TUE 4 SEP 2012  
19:10

Athletics

Men's 1500m — T13

Final



## Start List

### T13 Records

<b>WORLD RECORD</b>	<b>3:51.82</b>	<b>PRENDERGAST Tim</b>	NZL	Ghent (BEL)	16 JUL 2006
<b>PARALYMPIC RECORD</b>	<b>3:52.96</b>	<b>KORIR David</b>	KEN	London (GBR)	2 SEP 2012

Order	Bib	Name	NPC Code	Date of Birth	Sport Class	PB	SB	Result	Rank
1	2507	CHENTOUF El Amin	MAR	8 JUN 1981	T12	3:52.77	3:52.77		
2	2474	KORIR David	KEN	30 JUL 1984	T13	3:52.96	3:52.96		
3	2515	ZALZOULI Tarik	MAR	26 AUG 1984	T13	3:55.32	3:55.32		
4	2473	KIRWA Henry	KEN	4 MAY 1973	T12	3:55.35	3:55.35		
5	2778	ZHIYOU Abderrahim	TUN	26 SEP 1985	T12	3:55.43	3:55.43		
6	2652	AKHTYAMOV Alexey	RUS	3 MAY 1989	T13	3:55.46	3:55.46		
7	2611	WIETECKI Lukasz	POL	29 JUL 1984	T13	3:55.67	3:55.67		
8	2680	SHAROV Egor	RUS	16 DEC 1988	T12	3:55.70	3:55.70		
9	2311	DEVINE David	GBR	13 FEB 1992	T12	3:55.95	3:55.95		
10	2511	MAME Abdelillah	MAR	10 NOV 1975	T13	3:56.01	3:56.01		
11	2579	PRENDERGAST Tim	NZL	1 MAR 1979	T13	3:56.99	3:57.39		
12	2251	AVILA Ignacio	ESP	19 JAN 1979	T12	3:57.69	3:57.69		

### LEGEND

**PB** Personal Best                      **SB** Season's Best



Olympic Stadium

SUN 2 SEP 2012

Athletics

Men's 1500m — T13

Round 1



## Results

## T13 Records

<b>WORLD RECORD</b>	<b>3:51.82</b>	<b>PRENDERGAST Tim</b>	NZL	Ghent (BEL)	16 JUL 2006
<b>PARALYMPIC RECORD</b>	<b>3:56.03</b>	<b>PRENDERGAST Tim</b>	NZL	Athens (GRE)	21 SEP 2004

## HEAT 1/2

Start Time: 12:51

Rank	Bib	Name	NPC Code	Date of Birth	Sport Class	Order	Result	
1	2507	CHENTOUF EI Amin	MAR	8 JUN 1981	T12	2	<b>3:52.77</b>	Q PB
2	2473	KIRWA Henry	KEN	4 MAY 1973	T12	11	<b>3:55.35</b>	Q PB
3	2778	ZHIOU Abderrahim	TUN	26 SEP 1985	T12	8	<b>3:55.43</b>	Q PB
4	2652	AKHTYAMOV Alexey	RUS	3 MAY 1989	T13	4	<b>3:55.46</b>	Q PR,RR
5	2311	DEVINE David	GBR	13 FEB 1992	T12	1	<b>3:55.95</b>	q PB
6	2002	BAKA Abdellatif	ALG	7 MAY 1994	T13	5	<b>3:58.72</b>	PB
7	2781	DENIZ Semih	TUR	5 JAN 1989	T12	6	<b>4:01.91</b>	PB
8	2670	KORNILOV Dmitrii	RUS	15 MAR 1990	T13	7	<b>4:02.75</b>	
9	2526	ARCOS LIRA Juan Carlos	MEX	17 DEC 1986	T13	9	<b>4:04.34</b>	PB
10	2250	AVILA Abel	ESP	15 MAR 1977	T12	3	<b>4:17.14</b>	
11	2875	KATONGO Lassam	ZAM	28 JAN 1987	T12	10	<b>4:27.81</b>	SB

Intermediate Times	400m	1:00.69	2507	CHENTOUF EI Amin (MAR)
	800m	2:01.70	2507	CHENTOUF EI Amin (MAR)
	1200m	3:04.74	2507	CHENTOUF EI Amin (MAR)

## HEAT 2/2

Start Time: 12:57

Rank	Bib	Name	NPC Code	Date of Birth	Sport Class	Order	Result	
1	2474	KORIR David	KEN	30 JUL 1984	T13	10	<b>3:52.96</b>	Q PR,RR
2	2515	ZALZOULI Tarik	MAR	26 AUG 1984	T13	5	<b>3:55.32</b>	Q PB
3	2611	WIETECKI Lukasz	POL	29 JUL 1984	T13	4	<b>3:55.67</b>	Q PB
4	2680	SHAROV Egor	RUS	16 DEC 1988	T12	7	<b>3:55.70</b>	Q PB
5	2511	MAME Abdelillah	MAR	10 NOV 1975	T13	2	<b>3:56.01</b>	q PB
6	2579	PRENDERGAST Tim	NZL	1 MAR 1979	T13	8	<b>3:57.39</b>	q SB
7	2251	AVILA Ignacio	ESP	19 JAN 1979	T12	6	<b>3:57.69</b>	q PB
8	2014	KARFAS Nacer-Eddine	ALG	7 JUN 1977	T12	9	<b>4:08.35</b>	
9	2214	RASHID Lazaro	CUB	9 NOV 1975	T12	11	<b>4:10.80</b>	SB
10	2772	NASRALLAH Hatem	TUN	2 OCT 1991	T12	3	<b>4:13.27</b>	
11	2583	GOMEZ Said	PAN	26 JUN 1964	T13	1	<b>4:33.48</b>	SB

Intermediate Times	400m	1:00.84	2474	KORIR David (KEN)
	800m	2:04.96	2474	KORIR David (KEN)
	1200m	3:09.69	2474	KORIR David (KEN)

Qualification: First 4 in each heat (Q) and the next 4 fastest (q) advance to the Final.

## Weather conditions at the beginning of the 1st heat

Temperature: 15 °C Humidity: 86 % Conditions: Cloudy

## LEGEND

<b>PB</b>	Personal Best	<b>PR</b>	Paralympic Record	<b>Q</b>	Qualified by place	<b>q</b>	qualified by time
<b>RR</b>	Regional Record	<b>SB</b>	Season's Best				






Olympic Stadium

SUN 2 SEP 2012

Athletics

Men's 1500m — T13

Round 1



## Start List

<b>WORLD RECORD</b>	<b>3:51.82</b>	<b>PRENDERGAST Tim</b>	NZL	Ghent (BEL)	16 JUL 2006
<b>PARALYMPIC RECORD</b>	<b>3:56.03</b>	<b>PRENDERGAST Tim</b>	NZL	Athens (GRE)	21 SEP 2004

HEAT 1/2		Start Time: 12:51								
Order	Bib	Name	NPC Code	Date of Birth	Sport Class	PB	SB	Result	Rank	
1	2311	DEVINE David	GBR	13 FEB 1992	T12	4:01.53				
2	2507	CHENTOUF El Amin	MAR	8 JUN 1981	T12	4:10.75	4:10.75			
3	2250	AVILA Abel	ESP	15 MAR 1977	T12	3:58.55	4:06.16			
4	2652	AKHTYAMOV Alexey	RUS	3 MAY 1989	T13	3:58.47	3:58.47			
5	2002	BAKA Abdellatif	ALG	7 MAY 1994	T13	4:03.24	4:03.24			
6	2781	DENIZ Semih	TUR	5 JAN 1989	T12	4:08.57	4:12.02			
7	2670	KORNILOV Dmitrii	RUS	15 MAR 1990	T13	3:59.95	3:59.95			
8	2778	ZHIQIU Abderrahim	TUN	26 SEP 1985	T12	3:58.60	3:58.60			
9	2526	ARCOS LIRA Juan Carlos	MEX	17 DEC 1986	T13	4:05.64	4:05.64			
10	2875	KATONGO Lassam	ZAM	28 JAN 1987	T12					
11	2473	KIRWA Henry	KEN	4 MAY 1973	T12	4:02.07				

HEAT 2/2		Start Time: 12:57								
Order	Bib	Name	NPC Code	Date of Birth	Sport Class	PB	SB	Result	Rank	
1	2583	GOMEZ Said	PAN	26 JUN 1964	T13					
2	2511	MAME Abdelillah	MAR	10 NOV 1975	T13	4:09.70	4:09.70			
3	2772	NASRALLAH Hatem	TUN	2 OCT 1991	T12	4:13.20	4:13.20			
4	2611	WIETECKI Lukasz	POL	29 JUL 1984	T13	3:57.63	3:59.39			
5	2515	ZALZOULI Tarik	MAR	26 AUG 1984	T13	3:56.92	4:07.24			
6	2251	AVILA Ignacio	ESP	19 JAN 1979	T12	3:57.82	4:04.08			
7	2680	SHAROV Egor	RUS	16 DEC 1988	T12	3:58.24	3:58.24			
8	2579	PRENDERGAST Tim	NZL	1 MAR 1979	T13	3:56.99	3:59.37			
9	2014	KARFAS Nacer-Eddine	ALG	7 JUN 1977	T12	4:05.35	4:05.35			
10	2474	KORIR David	KEN	30 JUL 1984	T13	3:58.59				
11	2214	RASHID Lazaro	CUB	9 NOV 1975	T12	4:02.13				

Qualification: First 4 in each heat and the next 4 fastest advance to the Final.

<b>LEGEND</b>
<b>PB</b> Personal Best <b>SB</b> Season's Best




Olympic Stadium

MON 3 SEP 2012  
20:47

Athletics

Men's 1500m — T37

Final



## Results

<b>WORLD RECORD</b>	<b>3:59.54</b>	<b>McKillop Michael</b>	IRL	London (GBR)	8 MAY 2012
<b>PARALYMPIC RECORD</b>	<b>4:08.11</b>	<b>McKILLOP Michael</b>	IRL		3 SEP 2012

Rank	Bib	Name	NPC Code	Date of Birth	Sport Class	Order	Result
1	2406	McKILLOP Michael	IRL	27 JAN 1990	T37	1	<b>4:08.11</b> PR
2	2044	SCOTT Brad	AUS	15 APR 1988	T37	10	<b>4:14.47</b> SB
3	2763	CHARMI Mohamed	TUN	28 MAY 1981	T37	5	<b>4:14.90</b> RR
4	2009	DJEMAI Madjid	ALG	1 SEP 1983	T37	4	<b>4:16.50</b> PB
5	2773	OTHMANI Faycel	TUN	6 OCT 1984	T37	3	<b>4:19.94</b> PB
6	2504	AHARAK Hafid	MAR	17 AUG 1983	T37	9	<b>4:21.47</b> PB
7	2316	MILLER Dean	GBR	23 AUG 1989	T37	2	<b>4:21.57</b>
8	2293	MASTOURI Djamel	FRA	17 JAN 1972	T37	6	<b>4:27.02</b>
9	2795	DRIHA Oleksandr	UKR	12 JUN 1985	T37	8	<b>4:27.48</b> PB
10	2018	HANANI Khaled	ALG	5 SEP 1982	T37	7	<b>4:29.23</b>

Intermediate Times	<b>400m</b>	1:09.63	2044	SCOTT Brad (AUS)
	<b>800m</b>	2:16.90	2406	McKILLOP Michael (IRL)
	<b>1200m</b>	3:20.69	2406	McKILLOP Michael (IRL)

## Weather conditions

Temperature: 25 °C      Humidity: 39 %      Conditions: Sky Clear

## LEGEND

**PB** Personal Best      **PR** Paralympic Record      **RR** Regional Record      **SB** Season's Best



Olympic Stadium

MON 3 SEP 2012  
20:47

Athletics

Men's 1500m — T37

Final



### Start List

<b>WORLD RECORD</b>	<b>3:59.54</b>	<b>McKillop Michael</b>	IRL	London (GBR)	8 MAY 2012
<b>PARALYMPIC RECORD</b>	<b>4:22.09</b>	<b>CHARMI Mohamed</b>	TUN	Athens (GRE)	20 SEP 2004

Order	Bib	Name	NPC Code	Date of Birth	Sport Class	PB	SB	Result	Rank
1	2406	McKILLOP Michael	IRL	27 JAN 1990	T37	3:55.23	3:59.54		
2	2316	MILLER Dean	GBR	23 AUG 1989	T37	4:20.93	4:20.93		
3	2773	OTHMANI Faycel	TUN	6 OCT 1984	T37	4:21.80	4:21.80		
4	2009	DJEMAI Madjid	ALG	1 SEP 1983	T37	4:22.36	4:22.36		
5	2763	CHARMI Mohamed	TUN	28 MAY 1981	T37	4:16.90	4:22.44		
6	2293	MASTOURI Djamel	FRA	17 JAN 1972	T37	4:24.93	4:24.93		
7	2018	HANANI Khaled	ALG	5 SEP 1982	T37	4:26.45	4:27.56		
8	2795	DRIHA Oleksandr	UKR	12 JUN 1985	T37	4:48.34	4:48.34		
9	2504	AHARAK Hafid	MAR	17 AUG 1983	T37	4:29.85			
10	2044	SCOTT Brad	AUS	15 APR 1988	T37	4:10.96			

<b>LEGEND</b>	
<b>PB</b> Personal Best	<b>SB</b> Season's Best




Olympic Stadium

TUE 4 SEP 2012  
19:34

Athletics

Men's 1500m — T20

Final



## Results

<b>WORLD RECORD</b>	<b>3:54.07</b>	<b>KORC Rafal</b>	POL	Tunis (TUN)	6 JUL 2003
<b>PARALYMPIC RECORD</b>	<b>3:57.23</b>	<b>MITCHELL Paul</b>	AUS	Sydney, NSW (AUS)	28 OCT 2000

Rank	Bib	Name	NPC Code	Date of Birth	Sport Class	Order	Result
1	2398	NASIRI BAZANJANI Peyman	IRI	10 JUN 1980	T20	8	<b>3:58.49</b> SB
2	2602	PEK Daniel	POL	28 NOV 1991	T20	4	<b>3:59.45</b> PB
3	2596	KORC Rafal	POL	9 MAR 1982	T20	2	<b>3:59.53</b> PB
4	2796	GOLINEY Andriy	UKR	5 AUG 1978	T20	3	<b>4:00.21</b> PB
5	2667	KHRUSTALEV Viacheslav	RUS	9 NOV 1986	T20	5	<b>4:01.99</b>
6	2319	MORRIS Steve	GBR	13 SEP 1988	T20	1	<b>4:02.50</b>
7	2807	SHCHERBYNA Viktor	UKR	25 OCT 1986	T20	6	<b>4:04.77</b>
8	2258	MARTINEZ MOROTE Jose	ESP	5 FEB 1984	T20	9	<b>4:04.85</b> PB
9	2447	KIMURA Yuya	JPN	19 JAN 1984	T20	11	<b>4:10.85</b> SB
10	2445	ISHII Kuniaki	JPN	26 MAR 1985	T20	10	<b>4:13.35</b>
11	2832	MURRAY Michael	USA	9 FEB 1991	T20	7	<b>4:18.78</b>

Intermediate Times	400m	1:05.50	2796	GOLINEY Andriy (UKR)
	800m	2:13.21	2796	GOLINEY Andriy (UKR)
	1200m	3:17.11	2398	NASIRI BAZANJANI Peyman (IRI)

## Weather conditions

Temperature: 24 °C Humidity: 57 % Conditions: Cloudy

## LEGEND

PB Personal Best SB Season's Best



Olympic Stadium

TUE 4 SEP 2012  
19:40

Athletics

Men's 1500m — T20

Final



### Start List

<b>WORLD RECORD</b>	<b>3:54.07</b>	<b>KORC Rafal</b>	POL	Tunis (TUN)	6 JUL 2003
<b>PARALYMPIC RECORD</b>	<b>3:57.23</b>	<b>MITCHELL Paul</b>	AUS	Sydney, NSW (AUS)	28 OCT 2000

Order	Bib	Name	NPC Code	Date of Birth	Sport Class	PB	SB	Result	Rank
1	2319	MORRIS Steve	GBR	13 SEP 1988	T20	3:58.93	3:58.93		
2	2596	KORC Rafal	POL	9 MAR 1982	T20	3:59.70	4:01.10		
3	2796	GOLINEY Andriy	UKR	5 AUG 1978	T20	4:01.42	4:01.42		
4	2602	PEK Daniel	POL	28 NOV 1991	T20	4:01.35	4:01.77		
5	2667	KHRUSTALEV Viacheslav	RUS	9 NOV 1986	T20	4:01.13	4:01.77		
6	2807	SHCHERBYNA Viktor	UKR	25 OCT 1986	T20	4:01.49	4:02.20		
7	2832	MURRAY Michael	USA	9 FEB 1991	T20	4:04.59	4:04.59		
8	2398	NASIRI BAZANJANI Peyman	IRI	10 JUN 1980	T20	3:57.10	4:04.29		
9	2258	MARTINEZ MOROTE Jose	ESP	5 FEB 1984	T20	4:05.04	4:05.72		
10	2445	ISHII Kuniaki	JPN	26 MAR 1985	T20	4:05.79	4:05.92		
11	2447	KIMURA Yuya	JPN	19 JAN 1984	T20	4:05.52	4:11.05		

**LEGEND**

**PB** Personal Best                      **SB** Season's Best




Olympic Stadium

TUE 4 SEP 2012  
20:24

Athletics

Men's 1500m — T46

Final



## Results

<b>WORLD RECORD</b>	<b>3:50.15</b>	<b>TARBEI Abraham</b>	KEN	London (GBR)	4 SEP 2012
<b>PARALYMPIC RECORD</b>	<b>3:50.15</b>	<b>TARBEI Abraham</b>	KEN		4 SEP 2012

Rank	Bib	Name	NPC Code	Date of Birth	Sport Class	Order	Result
1	2476	TARBEI Abraham	KEN	28 SEP 1986	T46	4	<b>3:50.15</b> WR
2	2270	INDELBU Wondiye Fikre	ETH	13 FEB 1988	T46	6	<b>3:50.87</b> PB
3	2016	NOUIOUA Samir	ALG	10 JUL 1985	T46	1	<b>3:51.80</b> PB
4	2793	EMONG David	UGA	10 SEP 1990	T46	8	<b>3:58.47</b> PB
5	2766	FOUZAI Mohamed	TUN	9 MAY 1989	T46	5	<b>3:58.79</b> SB
6	2046	SILCOCKS Matthew	AUS	5 MAY 1993	T46	7	<b>3:59.79</b> PB
7	2470	CHESUM Jonah Kipkemoi	KEN	5 MAY 1989	T46	3	<b>4:00.38</b>
8	2782	KILICASLAN Cahit	TUR	12 JUL 1990	T46	11	<b>4:00.77</b> PB
9	2828	HAMMER Chris	USA	30 MAR 1986	T46	2	<b>4:01.76</b>
10	2424	DALLA PALMA Davide	ITA	24 AUG 1990	T46	10	<b>4:02.26</b> PB
11	2469	CHERUIYOT Stanley	KEN	8 MAR 1980	T46	9	<b>4:02.54</b>

Intermediate Times	<b>400m</b>	1:04.00	2470	CHESUM Jonah Kipkemoi (KEN)
	<b>800m</b>	2:06.47	2470	CHESUM Jonah Kipkemoi (KEN)
	<b>1200m</b>	3:07.57	2016	NOUIOUA Samir (ALG)

## Weather conditions

Temperature: 24 °C      Humidity: 57 %      Conditions: Cloudy

## LEGEND

**PB** Personal Best      **SB** Season's Best      **WR** World Record




Olympic Stadium

TUE 4 SEP 2012  
20:27

Athletics

Men's 1500m — T46

Final



## Start List

**REVISED**  
1 SEP 19:53

<b>WORLD RECORD</b>	<b>3:52.50</b>	<b>TARBEI Abraham</b>	KEN	Beijing (CHN)	10 SEP 2008
<b>PARALYMPIC RECORD</b>	<b>3:52.50</b>	<b>TARBEI Abraham</b>	KEN	Beijing (CHN)	10 SEP 2008

Order	Bib	Name	NPC Code	Date of Birth	Sport Class	PB	SB	Result	Rank
1	2016	NOUIOUA Samir	ALG	10 JUL 1985	T46	3:53.80	3:54.56		
2	2828	HAMMER Chris	USA	30 MAR 1986	T46	3:58.04	3:58.04		
3	2470	CHESUM Jonah Kipkemoi	KEN	5 MAY 1989	T46	3:55.46	3:59.72		
4	2476	TARBEI Abraham	KEN	28 SEP 1986	T46	3:56.53	3:59.79		
5	2766	FOUZAI Mohamed	TUN	9 MAY 1989	T46	3:56.90	3:59.90		
6	2270	INDELBU Wondiye Fikre	ETH	13 FEB 1988	T46	3:58.75	4:00.21		
7	2046	SILCOCKS Matthew	AUS	5 MAY 1993	T46	4:01.30	4:01.30		
8	2793	EMONG David	UGA	10 SEP 1990	T46	4:01.54	4:01.54		
9	2469	CHERUIYOT Stanley	KEN	8 MAR 1980	T46	4:01.58	4:01.58		
10	2424	DALLA PALMA Davide	ITA	24 AUG 1990	T46	4:03.58	4:03.58		
11	2782	KILICASLAN Cahit	TUR	12 JUL 1990	T46	4:08.55	4:08.55		

### LEGEND

**PB** Personal Best                      **SB** Season's Best



Olympic Stadium

SAT 1 SEP 2012

Athletics

Men's 1500m — T46

Round 1



## Results

<b>WORLD RECORD</b>	<b>3:52.50</b>	<b>TARBEI Abraham</b>	KEN	Beijing (CHN)	10 SEP 2008
<b>PARALYMPIC RECORD</b>	<b>3:52.50</b>	<b>TARBEI Abraham</b>	KEN	Beijing (CHN)	10 SEP 2008

HEAT 1/2		Start Time: 12:53					
Rank	Bib	Name	NPC Code	Date of Birth	Sport Class	Order	Result
1	2016	NOUIOUA Samir	ALG	10 JUL 1985	T46	9	<b>3:57.27</b> Q
2	2470	CHESUM Jonah Kipkemoi	KEN	5 MAY 1989	T46	2	<b>3:59.72</b> Q SB
3	2046	SILCOCKS Matthew	AUS	5 MAY 1993	T46	7	<b>4:05.48</b> Q
4	2782	KILICASLAN Cahit	TUR	12 JUL 1990	T46	5	<b>4:08.55</b> PB
5	2271	KEBEDE Tesfalem Gebru	ETH	10 MAY 1989	T46	4	<b>4:09.51</b> SB
6	2068	NIKOBIMEZE Remy	BDI	12 OCT 1989	T46	1	<b>4:10.70</b>
7	2588	VILDOSOLA Isidro	PHI	15 MAY 1976	T46	6	<b>4:30.42</b> SB
8	2236	OMAR HASSAN Houssein	DJI	1 JAN 1977	T46	3	<b>11:23.50</b> SB
	2592	AWIZEN Marcin	POL	11 NOV 1985	T46	8	<b>DNF</b>
Intermediate Times		400m	1:04.37	2068	NIKOBIMEZE Remy (BDI)		
		800m	2:06.92	2470	CHESUM Jonah Kipkemoi (KEN)		
		1200m	3:09.41	2016	NOUIOUA Samir (ALG)		

HEAT 2/2		Start Time: 13:00					
Rank	Bib	Name	NPC Code	Date of Birth	Sport Class	Order	Result
1	2476	TARBEI Abraham	KEN	28 SEP 1986	T46	2	<b>3:59.79</b> Q SB
2	2270	INDELBU Wondiyie Fikre	ETH	13 FEB 1988	T46	9	<b>4:00.21</b> Q SB
3	2766	FOUZAI Mohamed	TUN	9 MAY 1989	T46	6	<b>4:01.23</b> Q
4	2793	EMONG David	UGA	10 SEP 1990	T46	4	<b>4:01.54</b> q PB
5	2469	CHERUIYOT Stanley	KEN	8 MAR 1980	T46	1	<b>4:01.58</b> q PB
6	2828	HAMMER Chris	USA	30 MAR 1986	T46	3	<b>4:03.41</b> q
7	2424	DALLA PALMA Davide	ITA	24 AUG 1990	T46	5	<b>4:03.58</b> q PB
8	2691	NSENGIMANA Theoneste	RWA	11 FEB 1989	T46	8	<b>4:08.83</b>
9	2582	MASIH Naeem	PAK	6 FEB 1987	T46	7	<b>4:51.35</b> SB
Intermediate Times		400m	1:05.20	2476	TARBEI Abraham (KEN)		
		800m	2:11.27	2476	TARBEI Abraham (KEN)		
		1200m	3:16.90	2476	TARBEI Abraham (KEN)		

Qualification: First 3 in each heat (Q) and the next 4 fastest (q) advance to the Final.

## Weather conditions at the beginning of the 1st heat

Temperature: 15 °C Humidity: 72 % Conditions: Partly cloudy

LEGEND							
<b>DNF</b>	Did Not Finish	<b>PB</b>	Personal Best	<b>Q</b>	Qualified by place	<b>q</b>	qualified by time
<b>SB</b>	Season's Best						





Olympic Stadium

SAT 1 SEP 2012

Athletics

Men's 1500m — T46

Round 1



## Start List

<b>WORLD RECORD</b>	<b>3:52.50</b>	<b>TARBEI Abraham</b>	KEN	Beijing (CHN)	10 SEP 2008
<b>PARALYMPIC RECORD</b>	<b>3:52.50</b>	<b>TARBEI Abraham</b>	KEN	Beijing (CHN)	10 SEP 2008

HEAT 1/2		Start Time: 12:50								
Order	Bib	Name	NPC Code	Date of Birth	Sport Class	PB	SB	Result	Rank	
1	2068	NIKOBIMEZE Remy	BDI	12 OCT 1989	T46	4:04.90	4:04.90			
2	2470	CHESUM Jonah Kipkemoi	KEN	5 MAY 1989	T46	3:55.46				
3	2236	OMAR HASSAN Houssein	DJI	1 JAN 1977	T46					
4	2271	KEBEDE Tesfalem Gebru	ETH	10 MAY 1989	T46	3:59.55				
5	2782	KILICASLAN Cahit	TUR	12 JUL 1990	T46	4:09.57	4:10.23			
6	2588	VILDOSOLA Isidro	PHI	15 MAY 1976	T46	4:21.33				
7	2046	SILCOCKS Matthew	AUS	5 MAY 1993	T46	4:01.30	4:01.30			
8	2592	AWIZEN Marcin	POL	11 NOV 1985	T46	3:59.92				
9	2016	NOUIOUA Samir	ALG	10 JUL 1985	T46	3:53.80	3:54.56			

HEAT 2/2		Start Time: 12:57								
Order	Bib	Name	NPC Code	Date of Birth	Sport Class	PB	SB	Result	Rank	
1	2469	CHERUIYOT Stanley	KEN	8 MAR 1980	T46	4:01.69				
2	2476	TARBEI Abraham	KEN	28 SEP 1986	T46	3:56.53				
3	2828	HAMMER Chris	USA	30 MAR 1986	T46	3:58.04	3:58.04			
4	2793	EMONG David	UGA	10 SEP 1990	T46	4:02.01				
5	2424	DALLA PALMA Davide	ITA	24 AUG 1990	T46	4:05.64	4:05.64			
6	2766	FOUZAI Mohamed	TUN	9 MAY 1989	T46	3:56.90	3:59.90			
7	2582	MASIH Naeem	PAK	6 FEB 1987	T46					
8	2691	NSENGIMANA Theoneste	RWA	11 FEB 1989	T46	4:06.05	4:06.05			
9	2270	INDELBU Wondiye Fikre	ETH	13 FEB 1988	T46	3:58.75				

Qualification: First 3 in each heat and the next 4 fastest advance to the Final.

<b>LEGEND</b>	<b>PB</b> Personal Best	<b>SB</b> Season's Best
---------------	-------------------------	-------------------------




Olympic Stadium

TUE 4 SEP 2012  
21:37

Athletics

Men's 1500m — T54

Final



## Results

<b>WORLD RECORD</b>	<b>2:54.51</b>	<b>HUG Marcel</b>	SUI	Arbon (SUI)	24 JUN 2010
<b>PARALYMPIC RECORD</b>	<b>3:00.10</b>	<b>WAHORAM Prawat</b>	THA	Beijing (CHN)	15 SEP 2008

Rank	Bib	Name	NPC Code	Date of Birth	Sport Class	Order	Result
1	2326	<b>WEIR David</b>	GBR	5 JUN 1979	T54	4	<b>3:12.09</b>
2	2752	<b>WAHORAM Prawat</b>	THA	24 MAR 1981	T54	10	<b>3:12.32</b>
3	2482	<b>KIM Gyu Dae</b>	KOR	17 JAN 1984	T54	8	<b>3:12.57</b>
4	2716	<b>HUG Marcel</b>	SUI	16 JAN 1986	T54	1	<b>3:12.76</b>
5	2744	<b>KONJEN Saichon</b>	THA	30 MAR 1983	T54	9	<b>3:12.84</b>
6	2150	<b>LIU Chengming</b>	CHN	20 MAR 1987	T54	6	<b>3:12.86</b>
7	2032	<b>FEARNLEY Kurt</b>	AUS	23 MAR 1981	T54	2	<b>3:13.23</b>
8	2152	<b>LIU Yang</b>	CHN	10 APR 1990	T54	7	<b>3:13.63</b>
9	2174	<b>ZHANG Lixin</b>	CHN	2 JAN 1983	T54	5	<b>3:14.05</b>
10	2113	<b>CASSIDY Josh</b>	CAN	15 NOV 1984	T54	3	<b>3:14.70</b>

Intermediate Times	<b>400m</b>	52.88	2152	LIU Yang (CHN)
	<b>800m</b>	1:47.34	2152	LIU Yang (CHN)
	<b>1200m</b>	2:39.64	2326	WEIR David (GBR)

### Weather conditions

Temperature: 24 °C      Humidity: 57 %      Conditions: Cloudy



Olympic Stadium

TUE 4 SEP 2012  
21:42

Athletics

Men's 1500m — T54

Final



### Start List

<b>WORLD RECORD</b>	<b>2:54.51</b>	<b>HUG Marcel</b>	SUI	Arbon (SUI)	24 JUN 2010
<b>PARALYMPIC RECORD</b>	<b>3:00.10</b>	<b>WAHORAM Prawat</b>	THA	Beijing (CHN)	15 SEP 2008

Order	Bib	Name	NPC Code	Date of Birth	Sport Class	PB	SB	Result	Rank
1	2716	HUG Marcel	SUI	16 JAN 1986	T54	2:54.51	2:54.62		
2	2032	FEARNLEY Kurt	AUS	23 MAR 1981	T54	2:54.75	2:54.75		
3	2113	CASSIDY Josh	CAN	15 NOV 1984	T54	2:55.73	2:56.69		
4	2326	WEIR David	GBR	5 JUN 1979	T54	2:55.25	2:56.79		
5	2174	ZHANG Lixin	CHN	2 JAN 1983	T54	3:01.28	3:01.28		
6	2150	LIU Chengming	CHN	20 MAR 1987	T54	3:01.47	3:01.47		
7	2152	LIU Yang	CHN	10 APR 1990	T54	3:01.85	3:01.85		
8	2482	KIM Gyu Dae	KOR	17 JAN 1984	T54	3:00.04	3:03.86		
9	2744	KONJEN Saichon	THA	30 MAR 1983	T54	3:01.81	3:08.02		
10	2752	WAHORAM Prawat	THA	24 MAR 1981	T54	3:00.18	3:11.31		

<b>LEGEND</b>	
<b>PB</b>	Personal Best
<b>SB</b>	Season's Best




Olympic Stadium

MON 3 SEP 2012

Athletics

Men's 1500m — T54

Round 1



## Results

<b>WORLD RECORD</b>	<b>2:54.51</b>	<b>HUG Marcel</b>	SUI	Arbon (SUI)	24 JUN 2010
<b>PARALYMPIC RECORD</b>	<b>3:00.10</b>	<b>WAHORAM Prawat</b>	THA	Beijing (CHN)	15 SEP 2008

HEAT 1/3 Start Time: 10:40

Rank	Bib	Name	NPC Code	Date of Birth	Sport Class	Order	Result	
1	2716	HUG Marcel	SUI	16 JAN 1986	T54	1	3:11.17	Q
2	2752	WAHORAM Prawat	THA	24 MAR 1981	T54	7	3:11.31	Q SB
3	2326	WEIR David	GBR	5 JUN 1979	T54	2	3:11.35	Q
4	2174	ZHANG Lixin	CHN	2 JAN 1983	T54	3	3:11.40	q
5	2790	VAHDANI Mohammad	UAE	23 OCT 1979	T54	5	3:13.58	
6	2461	YAMAMOTO Hiroyuki	JPN	31 MAY 1966	T54	6	3:14.36	SB
7	2835	PIKE Aaron	USA	4 MAY 1986	T54	4	3:15.04	

Intermediate Times	400m	52.95	2174	ZHANG Lixin (CHN)
	800m	1:45.86	2461	YAMAMOTO Hiroyuki (JPN)
	1200m	2:38.27	2174	ZHANG Lixin (CHN)

HEAT 2/3 Start Time: 10:48

Rank	Bib	Name	NPC Code	Date of Birth	Sport Class	Order	Result	
1	2032	FEARNLEY Kurt	AUS	23 MAR 1981	T54	1	3:19.18	Q
2	2150	LIU Chengming	CHN	20 MAR 1987	T54	3	3:19.35	Q
3	2113	CASSIDY Josh	CAN	15 NOV 1984	T54	2	3:19.54	Q
4	2480	HONG Sukman	KOR	7 DEC 1975	T54	6	3:19.72	
5	2438	HANAOKA Nobukazu	JPN	13 MAR 1976	T54	4	3:19.84	
6	2762	AOUADI Ahmed	TUN	3 DEC 1978	T54	5	3:20.35	
7	2594	HAMERLAK Tomasz	POL	5 SEP 1975	T54	7	3:20.42	SB

Intermediate Times	400m	57.22	2594	HAMERLAK Tomasz (POL)
	800m	1:54.60	2032	FEARNLEY Kurt (AUS)
	1200m	2:44.19	2032	FEARNLEY Kurt (AUS)

HEAT 3/3 Start Time: 10:55

Rank	Bib	Name	NPC Code	Date of Birth	Sport Class	Order	Result	
1	2744	KONJEN Saichon	THA	30 MAR 1983	T54	5	3:14.81	Q
2	2482	KIM Gyu Dae	KOR	17 JAN 1984	T54	4	3:14.90	Q
3	2152	LIU Yang	CHN	10 APR 1990	T54	3	3:15.07	Q
4	2284	CASOLI Julien	FRA	5 JUL 1982	T54	1	3:15.18	
5	2825	GEORGE Joshua	USA	18 MAR 1984	T53	2	3:15.76	
6	2453	SOEJIMA Masazumi	JPN	31 AUG 1970	T54	7	3:17.11	SB
7	2542	SANCHEZ NAVA Fernando	MEX	30 MAY 1983	T54	6	3:17.16	

Intermediate Times	400m	56.03	2482	KIM Gyu Dae (KOR)
	800m	1:50.11	2482	KIM Gyu Dae (KOR)
	1200m	2:41.85	2482	KIM Gyu Dae (KOR)

Qualification: First 3 in each heat (Q) and the next 1 fastest (q) advance to the Final.

## Weather conditions at the beginning of the 1st heat

Temperature: 17 °C Humidity: 82 % Conditions: Sunny

## LEGEND

Q Qualified by place q qualified by time SB Season's Best




Olympic Stadium

MON 3 SEP 2012

Athletics

Men's 1500m — T54

Round 1



## Start List

<b>WORLD RECORD</b>	<b>2:54.51</b>	<b>HUG Marcel</b>	SUI	Arbon (SUI)	24 JUN 2010
<b>PARALYMPIC RECORD</b>	<b>3:00.10</b>	<b>WAHORAM Prawat</b>	THA	Beijing (CHN)	15 SEP 2008

HEAT 1/3		Start Time: 10:40								
Order	Bib	Name	NPC Code	Date of Birth	Sport Class	PB	SB	Result	Rank	
1	2716	HUG Marcel	SUI	16 JAN 1986	T54	2:54.51	2:54.62			
2	2326	WEIR David	GBR	5 JUN 1979	T54	2:55.25	2:56.79			
3	2174	ZHANG Lixin	CHN	2 JAN 1983	T54	3:01.28	3:01.28			
4	2835	PIKE Aaron	USA	4 MAY 1986	T54	3:02.20	3:02.20			
5	2790	VAHDANI Mohammad	UAE	23 OCT 1979	T54	3:05.96	3:06.88			
6	2461	YAMAMOTO Hiroyuki	JPN	31 MAY 1966	T54	3:01.95	3:17.17			
7	2752	WAHORAM Prawat	THA	24 MAR 1981	T54	3:00.18				

HEAT 2/3		Start Time: 10:48								
Order	Bib	Name	NPC Code	Date of Birth	Sport Class	PB	SB	Result	Rank	
1	2032	FEARNLEY Kurt	AUS	23 MAR 1981	T54	2:54.75	2:54.75			
2	2113	CASSIDY Josh	CAN	15 NOV 1984	T54	2:55.73	2:56.69			
3	2150	LIU Chengming	CHN	20 MAR 1987	T54	3:01.47	3:01.47			
4	2438	HANAOKA Nobukazu	JPN	13 MAR 1976	T54	2:59.94	3:02.49			
5	2762	AOUADI Ahmed	TUN	3 DEC 1978	T54	3:02.49	3:07.88			
6	2480	HONG Sukman	KOR	7 DEC 1975	T54	3:04.49	3:08.81			
7	2594	HAMERLAK Tomasz	POL	5 SEP 1975	T54	2:55.91	3:25.08			

HEAT 3/3		Start Time: 10:55								
Order	Bib	Name	NPC Code	Date of Birth	Sport Class	PB	SB	Result	Rank	
1	2284	CASOLI Julien	FRA	5 JUL 1982	T54	2:54.95	2:54.95			
2	2825	GEORGE Joshua	USA	18 MAR 1984	T53	2:56.02	2:56.02			
3	2152	LIU Yang	CHN	10 APR 1990	T54	3:01.85	3:01.85			
4	2482	KIM Gyu Dae	KOR	17 JAN 1984	T54	3:00.04	3:03.86			
5	2744	KONJEN Saichon	THA	30 MAR 1983	T54	3:01.81	3:08.02			
6	2542	SANCHEZ NAVA Fernando	MEX	30 MAY 1983	T54	3:08.03	3:08.03			
7	2453	SOEJIMA Masazumi	JPN	31 AUG 1970	T54	3:00.64	3:17.27			

Qualification: First 3 in each heat and the next 1 fastest advance to the Final.

## LEGEND

**PB** Personal Best                      **SB** Season's Best




Olympic Stadium

FRI 7 SEP 2012  
19:55

Athletics

Men's 5000m — T11

Final



## Results

<b>WORLD RECORD</b>	<b>15:11.07</b>	<b>WANYOIKE Henry</b>	KEN	Athens (GRE)	24 SEP 2004
<b>PARALYMPIC RECORD</b>	<b>15:11.07</b>	<b>WANYOIKE Henry</b>	KEN	Athens (GRE)	24 SEP 2004

Rank	Bib	Name	NPC Code	Date of Birth	Sport Class	Order	Result
1	2131	<b>VALENZUELA Cristian</b>	CHI	28 APR 1983	T11	11	<b>15:26.26</b> PB
		Guide GUAJARDO Cristopher	CHI	7 APR 1988			
2	2117	<b>DUNKERLEY Jason Joseph</b>	CAN	21 AUG 1977	T11	2	<b>15:34.07</b> PB
		Guide KARANJA Josh	CAN	14 JUN 1984			
3	2459	<b>WADA Shinya</b>	JPN	9 JUL 1977	T11	4	<b>15:55.26</b> RR
		Guide SHIDA Jun	JPN	16 JUN 1973			
		Guide NAKATA Takashi	JPN	23 OCT 1979			
4	2471	<b>KARANJA Francis Thuo</b>	KEN	6 APR 1975	T11	10	<b>15:56.67</b> PB
		Guide KARANJA James Kuria	KEN	1 DEC 1979			
5	2614	<b>ALVES Nuno</b>	POR	24 MAY 1975	T11	9	<b>16:06.28</b> SB
		Guide NEVES Alcindo	POR	26 JUL 1985			
		Guide FERREIRA Jose	POR	26 JAN 1973			
6	2640	<b>NEHRO Jan</b>	RSA	22 JAN 1973	T11	5	<b>16:09.51</b> SB
		Guide FORTUIN Duane	RSA	13 JUL 1984			
7	2229	<b>ANDERSEN Mikael</b>	DEN	28 APR 1984	T11	7	<b>16:11.47</b> PB
		Guide BENGTSSEN Laust	DEN	11 FEB 1974			
8	2545	<b>ZAPIEN ROSAS Luis</b>	MEX	5 AUG 1975	T11	8	<b>16:27.46</b> SB
		Guide MARISCAL RIVERA Juan Carlos	MEX	26 OCT 1989			
9	2625	<b>VALE Ricardo</b>	POR	13 JAN 1983	T11	13	<b>16:32.91</b> SB
		Guide RAMOS Paulo	POR	21 AUG 1962			
10	2468	<b>CHERUIYOT Immanuel Kipkosgei</b>	KEN	25 DEC 1984	T11	12	<b>16:39.73</b> SB
		Guide TARUS Robert	KEN	1 JAN 1984			
11	2254	<b>de PEDRAZA LOSA Ricardo</b>	ESP	28 AUG 1970	T11	6	<b>16:42.11</b>
		Guide SELLARES MARTINEZ Oriol	ESP	10 AUG 1987			
	2467	<b>Bil Wilson</b>	KEN	9 FEB 1986	T11	3	<b>DNF</b>
		Guide KENER Jacob	KEN	31 DEC 1983			
	2094	<b>SANTOS Odair</b>	BRA	17 MAY 1981	T11	1	<b>DNS</b>
		Guide SOUZA DO NASCIMENTO Samuel	BRA	17 AUG 1988			

Intermediate Times	<b>1000m</b>	3:06.27	2117	DUNKERLEY Jason Joseph (CAN)
	<b>2000m</b>	6:11.68	2117	DUNKERLEY Jason Joseph (CAN)
	<b>3000m</b>	9:19.02	2117	DUNKERLEY Jason Joseph (CAN)
	<b>4000m</b>	12:29.03	2117	DUNKERLEY Jason Joseph (CAN)

## Weather conditions

Temperature: 26 °C Humidity: 30 % Conditions: Sunny

## LEGEND

**DNF** Did Not Finish      **DNS** Did Not Start      **PB** Personal Best      **RR** Regional Record  
**SB** Season's Best




Olympic Stadium

FRI 7 SEP 2012  
19:55

Athletics

Men's 5000m — T11

Final



## Start List

<b>WORLD RECORD</b>	<b>15:11.07</b>	<b>WANYOIKE Henry</b>	KEN	Athens (GRE)	24 SEP 2004
<b>PARALYMPIC RECORD</b>	<b>15:11.07</b>	<b>WANYOIKE Henry</b>	KEN	Athens (GRE)	24 SEP 2004

Order	Bib	Name	NPC Code	Date of Birth	Sport Class	PB	SB	Result	Rank
1	2094	SANTOS Odair	BRA	17 MAY 1981	T11	15:11.79	15:17.35		
		Guide SOUZA DO NASCIMENTO Samuel	BRA	17 AUG 1988					
2	2117	DUNKERLEY Jason Joseph	CAN	21 AUG 1977	T11	15:37.76	15:37.76		
		Guide KARANJA Josh	CAN	14 JUN 1984					
3	2467	BII Wilson	KEN	9 FEB 1986	T11	15:42.64	15:42.64		
		Guide KENER Jacob	KEN	31 DEC 1983					
4	2459	WADA Shinya	JPN	9 JUL 1977	T11	16:10.26	16:12.72		
5	2640	NEHRO Jan	RSA	22 JAN 1973	T11	16:08.99	16:17.54		
		Guide FORTUIN Duane	RSA	13 JUL 1984					
6	2254	de PEDRAZA LOSA Ricardo	ESP	28 AUG 1970	T11	16:31.24	16:31.24		
		Guide SELLARES MARTINEZ Oriol	ESP	10 AUG 1987					
7	2229	ANDERSEN Mikael	DEN	28 APR 1984	T11	16:42.82	16:43.21		
		Guide BENGTSSEN Laust	DEN	11 FEB 1974					
8	2545	ZAPIEN ROSAS Luis	MEX	5 AUG 1975	T11	16:05.65	16:46.45		
		Guide MARISCAL RIVERA Juan Carlos	MEX	26 OCT 1989					
9	2614	ALVES Nuno	POR	24 MAY 1975	T11	16:05.96	17:03.64		
10	2471	KARANJA Francis Thuo	KEN	6 APR 1975	T11	16:00.00			
		Guide KARANJA James Kuria	KEN	1 DEC 1979					
11	2131	VALENZUELA Cristian	CHI	28 APR 1983	T11	16:01.88			
		Guide GUAJARDO Cristopher	CHI	7 APR 1988					
12	2468	CHERUIYOT Immanuel Kipkosgei	KEN	25 DEC 1984	T11	15:58.29			
		Guide TARUS Robert	KEN	1 JAN 1984					
13	2625	VALE Ricardo	POR	13 JAN 1983	T11	16:16.18			
		Guide RAMOS Paulo	POR	21 AUG 1962					

## LEGEND

**PB** Personal Best                      **SB** Season's Best




Olympic Stadium

MON 3 SEP 2012  
20:05

Athletics

Men's 5000m — T12

Final



## Results

## T12 Records

<b>WORLD RECORD</b>	<b>14:24.02</b>	<b>KIRWA Henry</b>	KEN	Beijing (CHN)	11 SEP 2008
<b>PARALYMPIC RECORD</b>	<b>14:24.02</b>	<b>KIRWA Henry</b>	KEN	Beijing (CHN)	11 SEP 2008

Rank	Bib	Name	NPC Code	Date of Birth	Sport Class	Order	Result	
1	2507	<b>CHENTOUF El Amin</b>	MAR	8 JUN 1981	T12	1	<b>13:53.76</b>	WR
2	2778	<b>ZHIOU Abderrahim</b>	TUN	26 SEP 1985	T12	7	<b>14:19.97</b>	PB
3	2473	<b>KIRWA Henry</b>	KEN	4 MAY 1973	T12	9	<b>14:20.76</b>	PB
4	2260	<b>NIEVES Gustavo</b>	ESP	9 MAR 1982	T12	2	<b>14:22.93</b>	RR
5	2443	<b>HORIKOSHI Tadashi</b>	JPN	19 JUL 1988	T12	4	<b>14:48.89</b>	RR
6	2266	<b>SUAREZ LASO Alberto</b>	ESP	19 DEC 1977	T12	5	<b>14:50.28</b>	PB
7	2014	<b>KARFAS Nacer-Eddine</b>	ALG	7 JUN 1977	T12	3	<b>15:11.41</b>	SB
8	2451	<b>OKAMURA Masahiro</b>	JPN	13 APR 1970	T12	6	<b>15:45.98</b>	
	2026	<b>SANTERO Jose Luis</b>	ARG	3 JUN 1976	T12	8	<b>DQ</b>	IPC 7.8
	Guide	<b>LUCHIK Jorge</b>	ARG	24 JUN 1981				

<b>Intermediate Times</b>	<b>1000m</b>	2:38.74	2507	CHENTOUF El Amin (MAR)
	<b>2000m</b>	5:24.25	2507	CHENTOUF El Amin (MAR)
	<b>3000m</b>	8:11.47	2507	CHENTOUF El Amin (MAR)
	<b>4000m</b>	11:02.68	2507	CHENTOUF El Amin (MAR)

## Weather conditions

Temperature: 25 °C Humidity: 39 % Conditions: Sky Clear

## NOTES

IPC 7.8 - Guide runner and athlete more than 50cm apart except in last 10m

## LEGEND

<b>DQ</b>	Disqualified	<b>PB</b>	Personal Best	<b>RR</b>	Regional Record	<b>SB</b>	Season's Best
<b>WR</b>	World Record						





Olympic Stadium

MON 3 SEP 2012  
20:05

Athletics

Men's 5000m — T12

Final



### Start List

<b>WORLD RECORD</b>	<b>14:24.02</b>	<b>KIRWA Henry</b>	KEN	Beijing (CHN)	11 SEP 2008
<b>PARALYMPIC RECORD</b>	<b>14:24.02</b>	<b>KIRWA Henry</b>	KEN	Beijing (CHN)	11 SEP 2008

Order	Bib	Name	NPC Code	Date of Birth	Sport Class	PB	SB	Result	Rank
1	2507	CHENTOUF El Amin	MAR	8 JUN 1981	T12	14:33.37	14:33.37		
2	2260	NIEVES Gustavo	ESP	9 MAR 1982	T12	14:21.51	14:47.11		
3	2014	KARFAS Nacer-Eddine	ALG	7 JUN 1977	T12	14:59.04	15:14.22		
4	2443	HORIKOSHI Tadashi	JPN	19 JUL 1988	T12	15:15.11	15:15.11		
5	2266	SUAREZ LASO Alberto	ESP	19 DEC 1977	T12	15:01.40	15:23.60		
6	2451	OKAMURA Masahiro	JPN	13 APR 1970	T12	15:37.04	15:37.04		
7	2778	ZHIOU Abderrahim	TUN	26 SEP 1985	T12	14:40.06	15:57.90		
8	2026	SANTERO Jose Luis	ARG	3 JUN 1976	T12	16:43.90	17:26.07		
		Guide LUCHIK Jorge	ARG	24 JUN 1981					
9	2473	KIRWA Henry	KEN	4 MAY 1973	T12	14:41.80			

<b>LEGEND</b>	
<b>PB</b> Personal Best	<b>SB</b> Season's Best




Olympic Stadium

SUN 2 SEP 2012  
21:49

Athletics

Men's 5000m — T54

Final



## Results

<b>WORLD RECORD</b>	<b>9:53.05</b>	<b>HUG Marcel</b>	SUI	Arbon (SUI)	24 JUN 2010
<b>PARALYMPIC RECORD</b>	<b>10:13.21</b>	<b>FEARNLEY Kurt</b>	AUS	Beijing (CHN)	8 SEP 2008

Rank	Bib	Name	NPC Code	Date of Birth	Sport Class	Order	Result
1	2326	WEIR David	GBR	5 JUN 1979	T54	2	<b>11:07.65</b>
2	2032	FEARNLEY Kurt	AUS	23 MAR 1981	T54	3	<b>11:07.90</b>
3	2284	CASOLI Julien	FRA	5 JUL 1982	T54	6	<b>11:08.07</b>
4	2716	HUG Marcel	SUI	16 JAN 1986	T54	1	<b>11:08.16</b>
5	2752	WAHORAM Prawat	THA	24 MAR 1981	T54	4	<b>11:08.55</b> SB
6	2482	KIM Gyu Dae	KOR	17 JAN 1984	T54	5	<b>11:08.95</b>
7	2533	GORDIAN MARTINEZ Aaron	MEX	4 MAY 1964	T54	8	<b>11:09.54</b>
8	2150	LIU Chengming	CHN	20 MAR 1987	T54	9	<b>11:09.65</b>
9	2480	HONG Sukman	KOR	7 DEC 1975	T54	10	<b>11:10.23</b> SB
10	2461	YAMAMOTO Hiroyuki	JPN	31 MAY 1966	T54	7	<b>11:10.78</b> SB

Intermediate Times	<b>1000m</b>	2:15.03	2032	FEARNLEY Kurt (AUS)
	<b>2000m</b>	4:36.17	2752	WAHORAM Prawat (THA)
	<b>3000m</b>	6:52.29	2032	FEARNLEY Kurt (AUS)
	<b>4000m</b>	9:07.98	2461	YAMAMOTO Hiroyuki (JPN)

### Weather conditions

Temperature: 18 °C      Humidity: 83 %      Conditions: Cloudy

### LEGEND

**SB** Season's Best



Olympic Stadium

SUN 2 SEP 2012  
21:49

Athletics

Men's 5000m — T54

Final



### Start List

<b>WORLD RECORD</b>	<b>9:53.05</b>	<b>HUG Marcel</b>	SUI	Arbon (SUI)	24 JUN 2010
<b>PARALYMPIC RECORD</b>	<b>10:13.21</b>	<b>FEARNLEY Kurt</b>	AUS	Beijing (CHN)	8 SEP 2008

Order	Bib	Name	NPC Code	Date of Birth	Sport Class	PB	SB	Result	Rank
1	2716	HUG Marcel	SUI	16 JAN 1986	T54	9:53.05	10:15.44		
2	2326	WEIR David	GBR	5 JUN 1979	T54	9:53.15	10:22.46		
3	2032	FEARNLEY Kurt	AUS	23 MAR 1981	T54	9:54.74	10:22.67		
4	2752	WAHORAM Prawat	THA	24 MAR 1981	T54	10:06.97			
5	2482	KIM Gyu Dae	KOR	17 JAN 1984	T54	10:10.48	10:56.94		
6	2284	CASOLI Julien	FRA	5 JUL 1982	T54	10:15.78	10:15.78		
7	2461	YAMAMOTO Hiroyuki	JPN	31 MAY 1966	T54	10:22.68	11:32.16		
8	2533	GORDIAN MARTINEZ Aaron	MEX	4 MAY 1964	T54	10:38.39	10:52.07		
9	2150	LIU Chengming	CHN	20 MAR 1987	T54	10:39.24	10:39.24		
10	2480	HONG Sukman	KOR	7 DEC 1975	T54	10:47.71	11:11.67		

<b>LEGEND</b>	
<b>PB</b> Personal Best	<b>SB</b> Season's Best




Olympic Stadium

FRI 31 AUG 2012

Athletics

Men's 5000m — T54

Round 1



## Results

<b>WORLD RECORD</b>	<b>9:53.05</b>	<b>HUG Marcel</b>	SUI	Arbon (SUI)	24 JUN 2010
<b>PARALYMPIC RECORD</b>	<b>10:13.21</b>	<b>FEARNLEY Kurt</b>	AUS	Beijing (CHN)	8 SEP 2008

HEAT 1/3 Start Time: 19:15

Rank	Bib	Name	NPC Code	Date of Birth	Sport Class	Order	Result	
1	2284	CASOLI Julien	FRA	5 JUL 1982	T54	1	10:56.53	Q
2	2032	FEARNLEY Kurt	AUS	23 MAR 1981	T54	2	10:56.58	Q
3	2752	WAHORAM Prawat	THA	24 MAR 1981	T54	8	10:56.74	Q
4	2482	KIM Gyu Dae	KOR	17 JAN 1984	T54	4	10:56.94	q SB
5	2441	HIROMICHI Jun	JPN	21 DEC 1973	T53	5	10:57.54	
6	2264	PUIGBO VERDAGUER Roger	ESP	20 MAR 1978	T53	3	10:57.60	
7	2544	VELASCO SORIA Martin	MEX	1 MAY 1970	T54	7	10:58.97	
8	2816	BLEAKNEY Adam	USA	27 AUG 1975	T53	6	11:48.00	

Intermediate Times	1000m	2:12.25	2482	KIM Gyu Dae (KOR)
	2000m	4:20.49	2544	VELASCO SORIA Martin (MEX)
	3000m	6:33.07	2284	CASOLI Julien (FRA)
	4000m	8:51.71	2482	KIM Gyu Dae (KOR)

HEAT 2/3 Start Time: 19:30

Rank	Bib	Name	NPC Code	Date of Birth	Sport Class	Order	Result	
1	2716	HUG Marcel	SUI	16 JAN 1986	T54	1	11:31.78	Q
2	2461	YAMAMOTO Hiroyuki	JPN	31 MAY 1966	T54	7	11:32.16	Q SB
3	2533	GORDIAN MARTINEZ Aaron	MEX	4 MAY 1964	T54	6	11:32.27	Q
4	2113	CASSIDY Josh	CAN	15 NOV 1984	T54	2	11:32.47	
5	2289	FUSS Alain	FRA	10 JUL 1968	T54	3	11:32.90	
6	2027	ARKLEY Nathaniel	AUS	27 OCT 1994	T54	8	11:33.18	
7	2835	PIKE Aaron	USA	4 MAY 1986	T54	5	11:33.74	
8	2252	BOTELLO JIMENEZ Rafael	ESP	23 FEB 1979	T54	4	11:33.80	

Intermediate Times	1000m	2:18.58	2461	YAMAMOTO Hiroyuki (JPN)
	2000m	4:41.09	2533	GORDIAN MARTINEZ Aaron (MEX)
	3000m	7:02.79	2461	YAMAMOTO Hiroyuki (JPN)
	4000m	9:18.06	2716	HUG Marcel (SUI)

HEAT 3/3 Start Time: 19:45

Rank	Bib	Name	NPC Code	Date of Birth	Sport Class	Order	Result	
1	2326	WEIR David	GBR	5 JUN 1979	T54	2	11:28.88	Q
2	2150	LIU Chengming	CHN	20 MAR 1987	T54	5	11:29.06	Q
3	2480	HONG Sukman	KOR	7 DEC 1975	T54	7	11:29.32	Q
4	2790	VAHDANI Mohammad	UAE	23 OCT 1979	T54	9	11:29.84	
5	2594	HAMERLAK Tomasz	POL	5 SEP 1975	T54	8	11:30.69	SB
6	2442	HOKINOUE Kota	JPN	30 MAR 1974	T54	4	11:30.77	
7	2840	SCHABORT Krige	USA	9 SEP 1963	T54	1	11:30.85	
8	2291	LEMEUNIER Denis	FRA	12 FEB 1965	T54	3	11:30.95	
9	2119	DUPONT Alexandre	CAN	3 SEP 1985	T54	6	11:31.10	

Intermediate Times	1000m	2:19.66	2442	HOKINOUE Kota (JPN)
	2000m	4:31.07	2442	HOKINOUE Kota (JPN)
	3000m	6:54.13	2594	HAMERLAK Tomasz (POL)
	4000m	9:15.19	2442	HOKINOUE Kota (JPN)

Qualification: First 3 in each heat (Q) and the next 1 fastest (q) advance to the Final.




Olympic Stadium

FRI 31 AUG 2012

Athletics

Men's 5000m — T54

Round 1



## Results

### Weather conditions at the beginning of the 1st heat

Temperature: 18 °C Humidity: 70 % Conditions: Partly cloudy

#### LEGEND

**Q** Qualified by place      **q** qualified by time      **SB** Season's Best




Olympic Stadium

FRI 31 AUG 2012

Athletics

Men's 5000m — T54

Round 1



## Start List

REVISED  
29 AUG 16:42

<b>WORLD RECORD</b>	<b>9:53.05</b>	<b>HUG Marcel</b>	SUI	Arbon (SUI)	24 JUN 2010
<b>PARALYMPIC RECORD</b>	<b>10:13.21</b>	<b>FEARNLEY Kurt</b>	AUS	Beijing (CHN)	8 SEP 2008

## HEAT 1/3 Start Time: 19:15

Order	Bib	Name	NPC Code	Date of Birth	Sport Class	PB	SB	Result	Rank
1	2284	CASOLI Julien	FRA	5 JUL 1982	T54	10:15.78	10:15.78		
2	2032	FEARNLEY Kurt	AUS	23 MAR 1981	T54	9:54.74	10:22.67		
3	2264	PUIGBO VERDAGUER Roger	ESP	20 MAR 1978	T53	9:53.84	10:25.94		
4	2482	KIM Gyu Dae	KOR	17 JAN 1984	T54	10:10.48	11:26.98		
5	2441	HIROMICHI Jun	JPN	21 DEC 1973	T53	10:05.49	10:29.77		
6	2816	BLEAKNEY Adam	USA	27 AUG 1975	T53	10:39.11	10:39.48		
7	2544	VELASCO SORIA Martin	MEX	1 MAY 1970	T54	10:41.49	10:41.49		
8	2752	WAHORAM Prawat	THA	24 MAR 1981	T54	10:06.97			

## HEAT 2/3 Start Time: 19:30

Order	Bib	Name	NPC Code	Date of Birth	Sport Class	PB	SB	Result	Rank
1	2716	HUG Marcel	SUI	16 JAN 1986	T54	9:53.05	10:15.44		
2	2113	CASSIDY Josh	CAN	15 NOV 1984	T54	9:55.13	10:24.57		
3	2289	FUSS Alain	FRA	10 JUL 1968	T54	10:24.18	10:25.34		
4	2252	BOTELLO JIMENEZ Rafael	ESP	23 FEB 1979	T54	10:16.21	10:35.68		
5	2835	PIKE Aaron	USA	4 MAY 1986	T54	10:39.59	10:39.59		
6	2533	GORDIAN MARTINEZ Aaron	MEX	4 MAY 1964	T54	10:38.39	10:52.07		
7	2461	YAMAMOTO Hiroyuki	JPN	31 MAY 1966	T54	10:22.68	11:39.25		
8	2027	ARKLEY Nathaniel	AUS	27 OCT 1994	T54	10:48.40			

## HEAT 3/3 Start Time: 19:45

Order	Bib	Name	NPC Code	Date of Birth	Sport Class	PB	SB	Result	Rank
1	2840	SCHABORT Krige	USA	9 SEP 1963	T54	10:21.80	10:21.80		
2	2326	WEIR David	GBR	5 JUN 1979	T54	9:53.15	10:22.46		
3	2291	LEMEUNIER Denis	FRA	12 FEB 1965	T54	9:56.42	10:25.66		
4	2442	HOKINOUE Kota	JPN	30 MAR 1974	T54	9:55.04	10:28.13		
5	2150	LIU Chengming	CHN	20 MAR 1987	T54	10:39.24	10:39.24		
6	2119	DUPONT Alexandre	CAN	3 SEP 1985	T54	10:39.88	10:39.88		
7	2480	HONG Sukman	KOR	7 DEC 1975	T54	10:47.71	11:11.67		
8	2594	HAMERLAK Tomasz	POL	5 SEP 1975	T54	9:53.59	12:14.24		
9	2790	VAHDANI Mohammad	UAE	23 OCT 1979	T54	10:42.29	10:42.29		

Qualification: First 3 in each heat and the next 1 fastest advance to the Final.

## LEGEND

PB Personal Best SB Season's Best

Athlete 2790 added to start list.




Olympic Stadium

WED 5 SEP 2012  
21:53

Athletics

Men's 4 x 100m Relay — T11/13

Final



## Results

**REVISED**  
6 SEP 9:27

<b>WORLD RECORD</b>	<b>42.46</b>	<b>SPAIN</b>	ESP	Berlin (GER)	28 JUL 1994
<b>PARALYMPIC RECORD</b>	<b>42.75</b>	<b>CHINA</b>	CHN	Beijing (CHN)	16 SEP 2008

Rank	Bib	NPC	Sport Class	Lane	Reaction Time	Result
<b>1</b>		<b>RUS - Russian Federation</b>		<b>7</b>	<b>0.171</b>	<b>42.66 PR</b>
	2664	KEGELEV Evgeny	T12			
	2673	LABZIN Alexey	T13			
	2684	TRIKOLICH Fedor	T12			
	2669	KOPTEV Andrey	T11			
	Guide	PETRICHENKO Sergey				
<b>2</b>		<b>CHN - People's Republic of China</b>		<b>6</b>	<b>0.168</b>	<b>42.68 RR</b>
	2168	XUE Lei	T11			
	Guide	WANG Lin				
	2172	YUAN Yizhi	T12			
	2169	YANG Yuqing	T12			
	2148	LI Yansong	T12			
<b>3</b>		<b>AZE - Azerbaijan</b>		<b>1</b>	<b>0.268</b>	<b>43.92 SB</b>
	2060	MURADOV Elchin	T11			
	Guide	SETIN Pavel				
	2063	OSMANOV Rza	T12			
	2064	PANYUTIN Oleg	T12			
	2065	ZAYETS Vladimir	T12			
		<b>ESP - Spain</b>		<b>3</b>	<b>0.205</b>	<b>DNF</b>
	2255	DESGARREGA PUIGDEVALL G.	T12			
	Guide	GUERRERO DIAZ Alejandro				
	2265	RODRIGUEZ Maximiliano	T12			
	2263	PORRAS Xavier	T11			
	Guide	MARTIN PANADES Enric				
	2259	MUNAR MARTINEZ Joan	T13			

## Weather conditions

Temperature: 18 °C Humidity: 52 % Conditions: Sky Clear

## LEGEND

DNF Did Not Finish PR Paralympic Record RR Regional Record SB Season's Best

Guides added



Olympic Stadium

WED 5 SEP 2012  
21:53

Athletics

Men's 4 x 100m Relay — T11/13

Final



## Start List

<b>WORLD RECORD</b>	<b>42.46</b>	<b>SPAIN</b>	ESP	Berlin (GER)	28 JUL 1994
<b>PARALYMPIC RECORD</b>	<b>42.75</b>	<b>CHINA</b>	CHN	Beijing (CHN)	16 SEP 2008

Lane	NPC	NPC Bib Name	Sport Class	Season's Best	Result	Rank
1	AZE	<b>Azerbaijan</b>		44.12		
		2060 MURADOV Elchin	T11			
		Guide SETIN Pavel				
		2063 OSMANOV Rza	T12			
		2064 PANYUTIN Oleg	T12			
		2065 ZAYETS Vladimir	T12			
3	ESP	<b>Spain</b>		43.26		
		2255 DESGARREGA PUIGDEVALL G.	T12			
		Guide GUERRERO DIAZ Alejandro				
		2265 RODRIGUEZ Maximiliano	T12			
		2263 PORRAS Xavier	T11			
		Guide MARTIN PANADES Enric				
		2259 MUNAR MARTINEZ Joan	T13			
5	CHN	<b>People's Republic of China</b>		43.31		
		2168 XUE Lei	T11			
		Guide WANG Lin				
		2172 YUAN Yizhi	T12			
		2169 YANG Yuqing	T12			
		2148 LI Yansong	T12			
7	RUS	<b>Russian Federation</b>		43.57		
		2664 KEGELEV Evgeny	T12			
		2673 LABZIN Alexey	T13			
		2684 TRIKOLICH Fedor	T12			
		2669 KOPTEV Andrey	T11			
		Guide PETRICHENKO Sergey				






Olympic Stadium

WED 5 SEP 2012  
11:32

Athletics

Men's 4 x 100m Relay — T11/13

Round 1 Heat 1/3



## Results

**REVISED**  
6 SEP 9:28

<b>WORLD RECORD</b>	<b>42.46</b>	<b>SPAIN</b>	ESP	Berlin (GER)	28 JUL 1994
<b>PARALYMPIC RECORD</b>	<b>42.75</b>	<b>CHINA</b>	CHN	Beijing (CHN)	16 SEP 2008

Rank	Bib	NPC	Sport Class	Lane	Reaction Time	Result
<b>1</b>		<b>ESP - Spain</b>		<b>5</b>	<b>0.206</b>	<b>43.26 q SB</b>
	2255	DESGARREGA PUIGDEVALL G.	T12			
	Guide	GUERRERO DIAZ Alejandro				
	2265	RODRIGUEZ Maximiliano	T12			
	2263	PORRAS Xavier	T11			
	Guide	MARTIN PANADES Enric				
	2259	MUNAR MARTINEZ Joan	T13			
<b>2</b>		<b>RUS - Russian Federation</b>		<b>7</b>	<b>0.168</b>	<b>43.57 q SB</b>
	2664	KEGELEV Evgeny	T12			
	2674	LOGINOV Artem	T13			
	2684	TRIKOLICH Fedor	T12			
	2669	KOPTEV Andrey	T11			
	Guide	PETRICHENKO Sergey				
		<b>USA - United States Of America</b>		<b>4</b>	<b>0.172</b>	<b>DNF</b>
	2817	BROWN David	T11			
	Guide	SLADE Rolland				
	2827	GILLETTE Elexis	T11			
	Guide	WILLIAMS Wesley				
	2829	JAMISON Josiah	T12			
	Guide	AVERY Jerome				
	2836	PRICE Markeith	T13			

**Qualification:** Qualification: 4 best performers (q) advance to the Final.

**Weather conditions**

Temperature: 12 °C Humidity: 74 % Conditions: Sunny

<b>LEGEND</b>				
<b>DNF</b>	Did Not Finish	<b>q</b>	Qualified by time	<b>SB</b> Season's Best

Guides added




Olympic Stadium

WED 5 SEP 2012  
11:43

Athletics

Men's 4 x 100m Relay — T11/13

Round 1 Heat 2/3



## Results

**REVISED**  
6 SEP 9:30

<b>WORLD RECORD</b>	<b>42.46</b>	<b>SPAIN</b>	ESP	Berlin (GER)	28 JUL 1994
<b>PARALYMPIC RECORD</b>	<b>42.75</b>	<b>CHINA</b>	CHN	Beijing (CHN)	16 SEP 2008

Rank	Bib	NPC	Sport Class	Lane	Reaction Time	Result
<b>1</b>		<b>CHN - People's Republic of China</b>		6	0.168	<b>43.31</b> q SB
	2168	XUE Lei	T11			
	Guide	WANG Lin				
	2172	YUAN Yizhi	T12			
	2169	YANG Yuqing	T12			
	2148	LI Yansong	T12			
<b>2</b>		<b>POR - Portugal</b>		8	0.172	<b>45.02</b> =SB
	2616	BAPTISTA Firmino	T11			
	Guide	VITAL Ivo				
	2615	ALVES Rodolfo	T12			
	2617	CAVACO Hugo	T13			
	2624	POTRA Gabriel	T12			
	Guide	PACHECO Ricardo				
		<b>BRA - Brazil</b>		4	0.199	<b>DQ</b> IPC 23.19
	2085	GOMES Felipe	T11			
	Guide	ALVES MARTINS Laercio				
	2079	ANDRADE Andre	T13			
	2098	SILVA Daniel	T11			
	Guide	de OLIVEIRA SALES Heitor				
	2090	PRADO Lucas	T11			
	Guide	BARBOSA dos SANTOS Justino				

**Qualification:** Qualification: 4 best performers (q) advance to the Final.

### Weather conditions

Temperature: 16 °C Humidity: 50 % Conditions: Sunny

### NOTES

IPC 23.19 - Changes in the composition of the team after final confirmation

### LEGEND

**=SB** Equal Season Best **DQ** Disqualified **q** Qualified by time **SB** Season's Best

Guides added



Olympic Stadium

WED 5 SEP 2012  
11:53

Athletics

Men's 4 x 100m Relay — T11/13

Round 1 Heat 3/3



## Results

**REVISED**  
6 SEP 9:30

<b>WORLD RECORD</b>	<b>42.46</b>	<b>SPAIN</b>	ESP	Berlin (GER)	28 JUL 1994
<b>PARALYMPIC RECORD</b>	<b>42.75</b>	<b>CHINA</b>	CHN	Beijing (CHN)	16 SEP 2008

Rank	Bib	NPC	Sport Class	Lane	Reaction Time	Result	
<b>1</b>		<b>AZE - Azerbaijan</b>		<b>3</b>	<b>0.227</b>	<b>44.12</b>	<b>q SB</b>
	2060	MURADOV Elchin	T11				
		Guide SETIN Pavel					
	2063	OSMANOV Rza	T12				
	2064	PANYUTIN Oleg	T12				
	2065	ZAYETS Vladimir	T12				
<b>2</b>		<b>THA - Thailand</b>		<b>7</b>	<b>0.178</b>	<b>44.76</b>	<b>SB</b>
	2751	SONGPHINIT Suphachai	T12				
	2743	JORCHUY Kitsana	T11				
		Guide SRIKHAMPHAN Patchai					
	2747	LAMSAN Songwut	T13				
	2740	CHAIYA Somdech	T12				
<b>3</b>		<b>CAN - Canada</b>		<b>5</b>	<b>0.172</b>	<b>44.90</b>	<b>SB</b>
	2122	KING Brandon	T12				
		Guide HEFFERNAN Andrew					
	2118	DUNKERLEY Jonathan Peter	T11				
		Guide YOUNG Sean					
	2116	DOLFO Braedon Samuel	T13				
	2128	WALSH Dustin Riley	T11				
		Guide WILLIAMSON Dylan					

**Qualification:** Qualification: 4 best performers (q) advance to the Final.

### Weather conditions

Temperature: 16 °C Humidity: 50 % Conditions: Sunny

### NOTES

IPC 18.5 - Athlete does not keep his lane from start to finish (except 18.6 (a) or (b))  
IPC 23.15 - Baton not passed within the take-over zone

### LEGEND

**q** Qualified by time **SB** Season's Best

Guides added




Olympic Stadium

WED 5 SEP 2012

Athletics

Men's 4 x 100m Relay — T11/13

Round 1



### Start List

**REVISED**  
4 SEP 19:06

#### T11/T13 Records

<b>WORLD RECORD</b>	<b>42.46</b>	<b>SPAIN</b>	ESP	Berlin (GER)	28 JUL 1994
<b>PARALYMPIC RECORD</b>	<b>42.75</b>	<b>CHINA</b>	CHN	Beijing (CHN)	16 SEP 2008

#### HEAT 1/3 Start Time: 11:32

Lane	NPC Code	NPC	National Record	Result	Rank
3	USA	United States Of America		T11/T13	
5	ESP	Spain		T11/T13	
7	RUS	Russian Federation		T11/T13	

#### HEAT 2/3 Start Time: 11:43

Lane	NPC Code	NPC	National Record	Result	Rank
3	BRA	Brazil		T11/T13	
5	CHN	People's Republic of China		T11/T13	
7	POR	Portugal		T11/T13	

#### HEAT 3/3 Start Time: 11:53

Lane	NPC Code	NPC	National Record	Result	Rank
3	AZE	Azerbaijan		T11/T13	
5	CAN	Canada		T11/T13	
7	THA	Thailand		T11/T13	

Qualification: Qualification: 4 best performers advance to the Final.

revised due to updated schedule




Olympic Stadium

WED 5 SEP 2012  
22:07

Athletics

Men's 4 x 100m Relay — T42-46

Final



## Results

REVISED  
5 SEP 22:35

<b>WORLD RECORD</b>	<b>41.78</b>	<b>South Africa</b>	RSA	London (GBR)	5 SEP 2012
<b>PARALYMPIC RECORD</b>	<b>41.78</b>	<b>South Africa</b>	RSA	London (GBR)	5 SEP 2012

Rank	Bib	NPC	Sport Class	Lane	Result	
<b>1</b>		<b>RSA - South Africa</b>		<b>7</b>	<b>41.78</b>	WR
	2643	RADEBE Samkelo	T45			
	2646	SMITH Zivan	T46			
	2636	FOURIE Arnu	T44			
	2642	PISTORIUS Oscar	T43			
<b>2</b>		<b>CHN - People's Republic of China</b>		<b>2</b>	<b>42.98</b>	RR
	2153	LIU Zhiming	T44			
	2151	LIU Fuliang	T46			
	2165	XIE Hexing	T46			
	2176	ZHAO Xu	T45			
<b>3</b>		<b>GER - Germany</b>		<b>6</b>	<b>45.23</b>	SB
	2341	REHM Markus	T44			
	2340	POPOW Heinrich	T42			
	2333	BEHRE David	T43			
	2335	CZYZ Wojtek	T42			
<b>4</b>		<b>JPN - Japan</b>		<b>5</b>	<b>45.36</b>	SB
	2455	TAGAWA Tomoki	T46			
	2452	SATO Keita	T44			
	2454	SUZUKI Toru	T44			
	2439	HARUTA Jun	T44			
		<b>BRA - Brazil</b>		<b>4</b>	<b>DQ</b>	IPC 23.14
	2102	SOUZA Emicarlo	T46			
	2086	NASCIMENTO Yohansson	T45			
	2101	SOUZA Antonio	T46			
	2087	OLIVEIRA Alan Fonteles Cardoso	T43			
		<b>FRA - France</b>		<b>3</b>	<b>DQ</b>	IPC 23.14
	2283	ASSOUMANI Arnaud	T46			
	2281	AKAKPO Alain	T46			
	2282	ALAIZE Jean-Baptiste	T44			
	2290	KAYITARE Clavel	T42			
		<b>USA - United States Of America</b>		<b>8</b>	<b>DQ</b>	IPC 18.5
	2843	SINGLETON Jerome	T44			
	2818	BROWNE Richard	T44			
	2846	WALLACE Jarryd	T44			
	2830	LEEPER Blake	T43			

## Weather conditions

Temperature: 18 °C Humidity: 52 % Conditions: Sky Clear

## NOTES

IPC 23.14 - Baton not be carried by hand throughout the race  
IPC 18.5 - Athlete does not keep his lane from start to finish (except 18.6 (a) or (b))

## LEGEND

DQ Disqualified RR Regional Record SB Season's Best WR World Record

Disqualification for Team France added.  
Disqualification rule for Team Brazil updated.




Olympic Stadium

WED 5 SEP 2012  
22:07

Athletics

Men's 4 x 100m Relay — T42-46

Final



## Start List

<b>WORLD RECORD</b>	<b>42.50</b>	<b>SOUTH AFRICA</b>	RSA	Germiston (RSA)	25 FEB 2012
<b>PARALYMPIC RECORD</b>	<b>42.75</b>	<b>UNITED STATES</b>	USA	Beijing (CHN)	16 SEP 2008

Lane	NPC	NPC Bib Name	Sport Class	Season's Best	Result	Rank
2	CHN	<b>People's Republic of China</b>				
		2153	LIU Zhiming	T44		
		2151	LIU Fuliang	T46		
		2165	XIE Hexing	T46		
		2176	ZHAO Xu	T45		
3	FRA	<b>France</b>				
		2283	ASSOUMANI Arnaud	T46		
		2281	AKAKPO Alain	T46		
		2282	ALAIZE Jean-Baptiste	T44		
		2290	KAYITARE Clavel	T42		
4	BRA	<b>Brazil</b>			42.95	
		2102	SOUZA Emicarlo	T46		
		2086	NASCIMENTO Yohansson	T45		
		2101	SOUZA Antonio	T46		
		2087	OLIVEIRA Alan Fonteles Cardoso	T43		
5	JPN	<b>Japan</b>			46.33	
		2455	TAGAWA Tomoki	T46		
		2452	SATO Keita	T44		
		2454	SUZUKI Toru	T44		
		2439	HARUTA Jun	T44		
6	GER	<b>Germany</b>				
		2341	REHM Markus	T44		
		2340	POPOW Heinrich	T42		
		2333	BEHRE David	T43		
		2335	CZYZ Wojtek	T42		
7	RSA	<b>South Africa</b>			42.50	
		2643	RADEBE Samkelo	T45		
		2646	SMITH Zivan	T46		
		2636	FOURIE Arnu	T44		
		2642	PISTORIUS Oscar	T43		
8	USA	<b>United States Of America</b>				
		2843	SINGLETON Jerome	T44		
		2818	BROWNE Richard	T44		
		2846	WALLACE Jarryd	T44		
		2830	LEEPER Blake	T43		



Olympic Stadium

SAT 8 SEP 2012  
20:41

Athletics

Men's 4 x 400m Relay — T53/54

Final



## Results

<b>WORLD RECORD</b>	<b>3:05.67</b>	<b>CHINA</b>	CHN	Beijing (CHN)	14 SEP 2008
<b>PARALYMPIC RECORD</b>	<b>3:05.67</b>	<b>CHINA</b>	CHN	Beijing (CHN)	14 SEP 2008

Rank	Bib	NPC	Sport Class	Lane			Result
<b>1</b>	<b>CHN - People's Republic of China</b>			<b>3</b>			<b>3:05.46</b> WR
	2152	LIU Yang	T54		47.4	(1)	
	2150	LIU Chengming	T54		46.4	(2)	1:33.87 (1)
	2147	LI Huzhao	T53		46.79	(1)	2:20.66 (1)
	2174	ZHANG Lixin	T54		44.80	(1)	
<b>2</b>	<b>THA - Thailand</b>			<b>7</b>			<b>3:13.28</b> SB
	2745	KOYSUB Supachai	T54		49.8	(3)	
	2744	KONJEN Saichon	T54		44.4	(1)	1:34.34 (2)
	2742	INTASEN Sopa	T53		52.05	(4)	2:26.39 (4)
	2752	WAHORAM Prawat	T54		46.89	(2)	
<b>3</b>	<b>AUS - Australia</b>			<b>1</b>			<b>3:13.42</b> SB
	2039	NICHOLSON Richard	T54		50.6	(4)	
	2027	ARKLEY Nathaniel	T54		47.0	(4)	1:37.75 (4)
	2029	CAMERON Matthew	T54		48.19	(2)	2:25.94 (3)
	2031	COLMAN Richard	T53		47.48	(3)	
<b>4</b>	<b>KOR - Republic Of Korea</b>			<b>5</b>			<b>3:13.82</b> SB
	2482	KIM Gyu Dae	T54		48.3	(2)	
	2480	HONG Sukman	T54		46.6	(3)	1:34.90 (3)
	2483	YOO Byunghoon	T53		50.61	(3)	2:25.51 (2)
	2481	JUNG Dong Ho	T53		48.31	(4)	

### Weather conditions

Temperature: 27 °C Humidity: 25 % Conditions: Partly cloudy

### LEGEND

**SB** Season's Best **WR** World Record



Olympic Stadium

SAT 8 SEP 2012  
20:41

Athletics

Men's 4 x 400m Relay — T53/54

Final



### Start List

<b>WORLD RECORD</b>	<b>3:05.67</b>	<b>CHINA</b>	CHN	Beijing (CHN)	14 SEP 2008
<b>PARALYMPIC RECORD</b>	<b>3:05.67</b>	<b>CHINA</b>	CHN	Beijing (CHN)	14 SEP 2008

Lane	NPC	NPC Bib	NPC Name	Sport Class	Season's Best	Result	Rank
1	AUS		<b>Australia</b>		3:16.28		
		2039	NICHOLSON Richard	T54			
		2027	ARKLEY Nathaniel	T54			
		2029	CAMERON Matthew	T54			
		2031	COLMAN Richard	T53			
3	CHN		<b>People's Republic of China</b>		3:08.27		
		2152	LIU Yang	T54			
		2150	LIU Chengming	T54			
		2147	LI Huzhao	T53			
		2174	ZHANG Lixin	T54			
5	KOR		<b>Republic Of Korea</b>		3:14.03		
		2482	KIM Gyu Dae	T54			
		2480	HONG Sukman	T54			
		2483	YOO Byunghoon	T53			
		2481	JUNG Dong Ho	T53			
7	THA		<b>Thailand</b>		3:14.29		
		2745	KOYSUB Supachai	T54			
		2744	KONJEN Saichon	T54			
		2742	INTASEN Sopa	T53			
		2752	WAHORAM Prawat	T54			





Olympic Stadium

SAT 8 SEP 2012  
12:51

Athletics

Men's 4 x 400m Relay — T53/54

Round 1 Heat 1/2



### Results

Rank	Bib	NPC	Sport Class	Lane				Result
<b>1</b>	<b>CHN - People's Republic of China</b>			<b>7</b>				<b>3:08.27 q SB</b>
	2152	LIU Yang	T54		47.8	(1)		
	2150	LIU Chengming	T54		46.8	(1)	1:34.63 (1)	
	2147	LI Huzhao	T53		47.20	(1)	2:21.83 (1)	
	2174	ZHANG Lixin	T54		46.44	(1)		
<b>2</b>	<b>KOR - Republic Of Korea</b>			<b>1</b>				<b>3:14.03 q SB</b>
	2482	KIM Gyu Dae	T54		49.1	(2)		
	2480	HONG Sukman	T54		46.9	(2)	1:36.02 (2)	
	2483	YOO Byunghoon	T53		49.69	(3)	2:25.71 (2)	
	2481	JUNG Dong Ho	T53		48.32	(2)		
<b>3</b>	<b>AUS - Australia</b>			<b>3</b>				<b>3:17.28 q</b>
	2039	NICHOLSON Richard	T54		51.2	(4)		
	2027	ARKLEY Nathaniel	T54		48.4	(3)	1:39.68 (4)	
	2029	CAMERON Matthew	T54		48.86	(2)	2:28.54 (3)	
	2031	COLMAN Richard	T53		48.74	(3)		
<b>4</b>	<b>FRA - France</b>			<b>5</b>				<b>3:21.21</b>
	2284	CASOLI Julien	T54		49.7	(3)		
	2287	FAIRBANK Pierre	T53		49.7	(4)	1:39.51 (3)	
	2289	FUSS Alain	T54		51.86	(4)	2:31.37 (4)	
	2291	LEMEUNIER Denis	T54		49.84	(4)		

Qualification: Qualification: 4 best performers (q) advance to the Final.

**Weather conditions**

Temperature: 16 °C Humidity: 64 % Conditions: Sunny

**LEGEND**

q Qualified by time SB Season's Best





Olympic Stadium

SAT 8 SEP 2012  
13:01

Athletics

Men's 4 x 400m Relay — T53/54

Round 1 Heat 2/2



## Results

Rank	Bib	NPC	Sport Class	Lane				Result
<b>1</b>		<b>THA - Thailand</b>		<b>1</b>				<b>3:14.29 q SB</b>
	2745	KOYSUB Supachai	T54		50.2	(2)		
	2752	WAHORAM Prawat	T54		46.3	(1)	1:36.58 (1)	
	2742	INTASEN Sopa	T53		52.60	(4)	2:29.18 (1)	
	2744	KONJEN Saichon	T54		45.11	(1)		
<b>2</b>		<b>CAN - Canada</b>		<b>3</b>				<b>3:17.50 RR</b>
	2124	MATHIESON Colin	T54		52.5	(4)		
	2127	THOM Curtis	T54		47.3	(2)	1:39.92 (3)	
	2123	LAKATOS Brent	T53		50.42	(1)	2:30.34 (2)	
	2119	DUPONT Alexandre	T54		47.16	(2)		
<b>3</b>		<b>USA - United States Of America</b>		<b>5</b>				<b>3:18.61</b>
	2814	BIRD Jordan	T54		50.1	(1)		
	2820	CHALMERS Ryan	T54		50.0	(4)	1:40.14 (4)	
	2835	PIKE Aaron	T54		50.43	(2)	2:30.57 (4)	
	2825	GEORGE Joshua	T53		48.04	(3)		
<b>4</b>		<b>MEX - Mexico</b>		<b>7</b>				<b>3:23.04</b>
	2542	SANCHEZ NAVA Fernando	T54		51.7	(3)		
	2531	GANDARILLA FERNANDEZ Pedro	T54		47.7	(3)	1:39.51 (2)	
	2529	CERVANTES GARCIA Juan Pablo	T54		50.84	(3)	2:30.35 (3)	
	2541	RAMIREZ VALENCIA Jaime	T53		52.69	(4)		

Qualification: Qualification: 4 best performers (q) advance to the Final.

### Weather conditions

Temperature: 16 °C Humidity: 64 % Conditions: Sunny

### LEGEND

q Qualified by time RR Regional Record SB Season's Best



The Mall

SUN 9 SEP 2012  
8:00

Athletics

Men's Marathon — T12

Final



## Results

<b>WORLD RECORD</b>	<b>2:25:01</b>	<b>SUAREZ LASO Alberto</b>	ESP	Carpi (ITA)	9 OCT 2011
<b>PARALYMPIC RECORD</b>	<b>2:30:32</b>	<b>QI Shun</b>	CHN	Beijing (CHN)	6 SEP 2008

Rank	Bib	Name	NPC Code	Date of Birth	Sport Class	Result	Time Behind	
1	2266	<b>SUAREZ LASO Alberto</b>	ESP	19 DEC 1977	T12	<b>2:24:50</b>		WR
2	2188	<b>SERNA MORENO Elkin Alonso</b>	COL	13 JAN 1985	T12	<b>2:26:39</b>	1:49	RR
		Guide NARANJO JARAMILLO German	COL	5 FEB 1980				
3	2778	<b>ZHIOU Abderrahim</b>	TUN	26 SEP 1985	T12	<b>2:26:56</b>	2:06	RR
4	2451	<b>OKAMURA Masahiro</b>	JPN	13 APR 1970	T12	<b>2:28:51</b>	4:01	RR
5	2459	<b>WADA Shinya</b>	JPN	9 JUL 1977	T11	<b>2:40:08</b>	15:18	SB
6	2620	<b>MACCHI Gabriel</b>	POR	2 OCT 1975	T12	<b>2:40:13</b>	15:23	SB
7	2457	<b>TAKAHASHI Yuichi</b>	JPN	12 JUN 1965	T11	<b>2:42:09</b>	17:19	SB
8	2621	<b>MACHADO Joaquim</b>	POR	3 APR 1971	T11	<b>2:43:17</b>	18:27	
9	2677	<b>POMYKALOV Ildar</b>	RUS	9 JUN 1971	T12	<b>2:43:38</b>	18:48	SB
		Guide LASHMANOV Aleksei	RUS	16 SEP 1964				
10	2423	<b>CIONNA Andrea</b>	ITA	5 JAN 1968	T11	<b>2:43:59</b>	19:09	SB
11	2772	<b>NASRALLAH Hatem</b>	TUN	2 OCT 1991	T12	<b>2:57:08</b>	32:18	SB
12	2377	<b>ORBAN Csaba</b>	HUN	1 SEP 1971	T12	<b>3:01:02</b>	36:12	
13	2422	<b>YARKONI Gad</b>	ISR	18 OCT 1974	T11	<b>3:01:51</b>	37:01	
14	2026	<b>SANTERO Jose Luis</b>	ARG	3 JUN 1976	T12	<b>3:09:09</b>	44:19	
	2014	<b>KARFAS Nacer-Eddine</b>	ALG	7 JUN 1977	T12	<b>DNF</b>		
	2477	<b>WANYOIKE Henry</b>	KEN	10 MAY 1974	T11	<b>DNF</b>		
		Guide GACHUHI Joseph	KEN	11 NOV 1974				
	2666	<b>KHAVLIN Igor</b>	RUS	21 MAR 1977	T11	<b>DQ</b>		IPC 19.4
	2623	<b>PINA Jorge</b>	POR	11 JAN 1976	T12	<b>DQ</b>		IPC 19.4
	2131	<b>VALENZUELA Cristian</b>	CHI	28 APR 1983	T11	<b>DNS</b>		

Intermediate Times	5km	17:24	2266	SUAREZ LASO Alberto (ESP)
	10km	34:43	2266	SUAREZ LASO Alberto (ESP)
	15km	51:32	2266	SUAREZ LASO Alberto (ESP)
	20km	1:08:24	2266	SUAREZ LASO Alberto (ESP)
	Half	1:12:04	2266	SUAREZ LASO Alberto (ESP)
	25km	1:25:03	2266	SUAREZ LASO Alberto (ESP)
	30km	1:41:51	2266	SUAREZ LASO Alberto (ESP)
	35km	1:59:10	2266	SUAREZ LASO Alberto (ESP)
	40km	2:16:52	2266	SUAREZ LASO Alberto (ESP)

## Weather conditions

Start of race:  
End of race:

## Temperature

14°C  
16°C

## Humidity

63%  
67%

## Conditions

Sunny  
Sunny

## NOTES

IPC 19.4 - Athlete did not finish the race ahead of the guide

## LEGEND

<b>DNF</b>	Did Not Finish	<b>DNS</b>	Did Not Start	<b>DQ</b>	Disqualified	<b>RR</b>	Regional Record
<b>SB</b>	Season's Best	<b>WR</b>	World Record				




The Mall

SUN 9 SEP 2012  
8:00

Athletics

Men's Marathon — T12

Final



### Start List

<b>WORLD RECORD</b>	<b>2:25:01</b>	<b>SUAREZ LASO Alberto</b>	ESP	Carpi (ITA)	9 OCT 2011
<b>PARALYMPIC RECORD</b>	<b>2:30:32</b>	<b>QI Shun</b>	CHN	Beijing (CHN)	6 SEP 2008

Order	Bib	Name	NPC Code	Date of Birth	Sport Class	PB	SB	Result	Rank
1	2677	POMYKALOV Ildar	RUS	9 JUN 1971	T12	2:35:59			
		Guide LASHMANOV Aleksei	RUS	16 SEP 1964					
2	2377	ORBAN Csaba	HUN	1 SEP 1971	T12	2:54:36	2:54:36		
3	2266	SUAREZ LASO Alberto	ESP	19 DEC 1977	T12	2:23:24	2:23:24		
4	2772	NASRALLAH Hatem	TUN	2 OCT 1991	T12	2:47:51			
5	2621	MACHADO Joaquim	POR	3 APR 1971	T11	2:42:37	2:42:37		
6	2422	YARKONI Gad	ISR	18 OCT 1974	T11	2:55:11	2:55:11		
7	2623	PINA Jorge	POR	11 JAN 1976	T12	2:44:25			
8	2451	OKAMURA Masahiro	JPN	13 APR 1970	T12	2:25:18			
9	2026	SANTERO Jose Luis	ARG	3 JUN 1976	T12	2:50:08	2:50:08		
10	2620	MACCHI Gabriel	POR	2 OCT 1975	T12	2:38:57			
11	2459	WADA Shinya	JPN	9 JUL 1977	T11	2:38:59			
12	2188	SERNA MORENO Elkin Alonso	COL	13 JAN 1985	T12	2:32:41	2:32:41		
		Guide NARANJO JARAMILLO German	COL	5 FEB 1980					
13	2131	VALENZUELA Cristian	CHI	28 APR 1983	T11	2:41:04			
14	2423	CIONNA Andrea	ITA	5 JAN 1968	T11	2:35:40			
15	2014	KARFAS Nacer-Eddine	ALG	7 JUN 1977	T12				
16	2666	KHAVLIN Igor	RUS	21 MAR 1977	T11	2:38:57			
17	2778	ZHIU Abderrahim	TUN	26 SEP 1985	T12	2:33:36			
18	2457	TAKAHASHI Yuichi	JPN	12 JUN 1965	T11	2:37:43	2:43:19		
19	2477	WANYOIKE Henry	KEN	10 MAY 1974	T11	2:47:16	2:47:16		
		Guide GACHUHI Joseph	KEN	11 NOV 1974					

**LEGEND**

**PB** Personal Best                      **SB** Season's Best



The Mall

SUN 9 SEP 2012  
8:00

Athletics

Men's Marathon — T46

Final



## Results

<b>WORLD RECORD</b>	<b>2:27:04</b>	<b>SANTILLAN HERNANDEZ Mario</b>	MEX	Beijing (CHN)	17 SEP 2008
<b>PARALYMPIC RECORD</b>	<b>2:27:04</b>	<b>SANTILLAN HERNANDEZ Mario</b>	MEX	Beijing (CHN)	17 SEP 2008

Rank	Bib	Name	NPC Code	Date of Birth	Sport Class	Result	Time Behind
1	2095	<b>SENA Tito</b>	BRA	6 FEB 1967	T46	<b>2:30:40</b>	PB
2	2247	<b>AIT KHAMOUCH Abderrahman</b>	ESP	31 AUG 1985	T46	<b>2:31:04</b>	0:24
3	2070	<b>van den HEEDE Frederic</b>	BEL	21 MAR 1974	T46	<b>2:31:38</b>	0:58 PB
4	2081	<b>BONFIM Ozivam</b>	BRA	12 APR 1975	T46	<b>2:37:16</b>	6:36 SB
5	2427	<b>ENDRIZZI Walter</b>	ITA	19 AUG 1967	T46	<b>2:39:32</b>	8:52 SB
6	2538	<b>MEZA ZEMPOALTECATL Pedro</b>	MEX	23 FEB 1975	T46	<b>2:41:59</b>	11:19 PB
7	2173	<b>ZHANG Lei</b>	CHN	14 OCT 1982	T46	<b>2:44:19</b>	13:39 SB
8	2426	<b>di LELLO Alessandro</b>	ITA	18 JUL 1977	T46	<b>2:46:27</b>	15:47
9	2543	<b>SANTILLAN HERNANDEZ Mario</b>	MEX	22 APR 1981	T46	<b>2:48:55</b>	18:15 SB
10	2828	<b>HAMMER Chris</b>	USA	30 MAR 1986	T46	<b>2:50:30</b>	19:50 SB
11	2718	<b>SOMMER Christoph</b>	SUI	27 OCT 1972	T46	<b>3:01:42</b>	31:02

<b>Intermediate Times</b>	<b>5km</b>	17:24	2173	ZHANG Lei (CHN)
	<b>10km</b>	34:43	2173	ZHANG Lei (CHN)
	<b>15km</b>	51:37	2173	ZHANG Lei (CHN)
	<b>20km</b>	1:09:28	2173	ZHANG Lei (CHN)
	<b>Half</b>	1:13:23	2173	ZHANG Lei (CHN)
	<b>25km</b>	1:27:47	2173	ZHANG Lei (CHN)
	<b>30km</b>	1:47:06	2173	ZHANG Lei (CHN)
	<b>35km</b>	2:04:54	2247	AIT KHAMOUCH Abderrahman (ESP)
	<b>40km</b>	2:22:54	2247	AIT KHAMOUCH Abderrahman (ESP)

**Weather conditions**

Start of race:  
End of race:

**Temperature**

14°C  
16°C

**Humidity**

63%  
67%

**Conditions**

Sunny  
Sunny

**LEGEND**

**PB** Personal Best      **SB** Season's Best



The Mall

SUN 9 SEP 2012  
11:30

Athletics

Men's Marathon — T54

Final



## Results

<b>WORLD RECORD</b>	<b>1:20:14</b>	<b>FREI Heinz</b>	SUI	Oita (JPN)	31 OCT 1999
<b>PARALYMPIC RECORD</b>	<b>1:23:17</b>	<b>FEARNLEY Kurt</b>	AUS	Beijing (CHN)	17 SEP 2008

Rank	Bib	Name	NPC Code	Date of Birth	Sport Class	Result	Time Behind
1	2326	WEIR David	GBR	5 JUN 1979	T54	1:30:20	SB
2	2716	HUG Marcel	SUI	16 JAN 1986	T54	1:30:21	0:01 SB
3	2032	FEARNLEY Kurt	AUS	23 MAR 1981	T54	1:30:21	0:01
4	2453	SOEJIMA Masazumi	JPN	31 AUG 1970	T54	1:30:24	0:04
5	2438	HANAOKA Nobukazu	JPN	13 MAR 1976	T54	1:30:26	0:06
6	2442	HOKINOUE Kota	JPN	30 MAR 1974	T54	1:31:13	0:53
7	2482	KIM Gyu Dae	KOR	17 JAN 1984	T54	1:31:32	1:12 PB
8	2594	HAMERLAK Tomasz	POL	5 SEP 1975	T54	1:31:34	1:14 SB
9	2252	BOTELLO JIMENEZ Rafael	ESP	23 FEB 1979	T54	1:33:05	2:45
10	2840	SCHABORT Krige	USA	9 SEP 1963	T54	1:33:05	2:45
11	2714	FREI Heinz	SUI	28 JAN 1958	T53	1:33:06	2:46
12	2113	CASSIDY Josh	CAN	15 NOV 1984	T54	1:33:06	2:46
13	2440	HIGUCHI Masayuki	JPN	15 JAN 1979	T54	1:33:07	2:47
14	2291	LEMEUNIER Denis	FRA	12 FEB 1965	T54	1:33:07	2:47 SB
15	2533	GORDIAN MARTINEZ Aaron	MEX	4 MAY 1964	T54	1:35:32	5:12 SB
16	2835	PIKE Aaron	USA	4 MAY 1986	T54	1:36:26	6:06
17	2027	ARKLEY Nathaniel	AUS	27 OCT 1994	T54	1:36:53	6:33 SB
18	2289	FUSS Alain	FRA	10 JUL 1968	T54	1:39:28	9:08
19	2480	HONG Sukman	KOR	7 DEC 1975	T54	1:39:41	9:21
20	2825	GEORGE Joshua	USA	18 MAR 1984	T53	1:39:56	9:36
21	2462	YASUOKA Choke	JPN	18 JAN 1973	T54	1:40:26	10:06
22	2461	YAMAMOTO Hiroyuki	JPN	31 MAY 1966	T54	1:40:54	10:34
23	2537	MENDOZA HERNANDEZ Saul	MEX	6 JAN 1967	T54	1:44:16	13:56
24	2816	BLEAKNEY Adam	USA	27 AUG 1975	T53	1:44:16	13:56
25	2842	SIEMANN Brian	USA	7 OCT 1989	T53	1:45:51	15:31
26	2120	FILTEAU Michel	CAN	30 DEC 1966	T54	1:47:39	17:19
27	2195	MOLINA SIBAJA Laurens	CRC	2 OCT 1978	T54	1:48:25	18:05
28	2820	CHALMERS Ryan	USA	14 MAR 1989	T54	1:48:34	18:14
	2287	FAIRBANK Pierre	FRA	27 JUL 1971	T53	DNF	
	2150	LIU Chengming	CHN	20 MAR 1987	T54	DNF	
	2264	PUIGBO VERDAGUER Roger	ESP	20 MAR 1978	T53	DNF	
	2284	CASOLI Julien	FRA	5 JUL 1982	T54	DNS	

Intermediate Times	5km	10:17	2461	YAMAMOTO Hiroyuki (JPN)
	10km	20:50	2438	HANAOKA Nobukazu (JPN)
	15km	31:07	2716	HUG Marcel (SUI)
	20km	41:38	2032	FEARNLEY Kurt (AUS)
	Half	44:11	2716	HUG Marcel (SUI)
	25km	52:57	2442	HOKINOUE Kota (JPN)
	30km	1:03:31	2438	HANAOKA Nobukazu (JPN)
	35km	1:15:01	2453	SOEJIMA Masazumi (JPN)
	40km	1:25:35	2453	SOEJIMA Masazumi (JPN)

Weather conditions	Temperature	Humidity	Conditions
Start of race:	16°C	67%	Sunny
End of race:	24°C	42%	Sunny

## LEGEND

DNF Did Not Finish      DNS Did Not Start      PB Personal Best      SB Season's Best



Olympic Stadium

MON 3 SEP 2012  
19:50

Athletics

Men's High Jump — F42

Final



## Results

<b>WORLD RECORD</b>	<b>1.96m</b>	<b>BOLDT Arnold</b>	CAN	Arnhem (NED)	17 JUN 1980
<b>PARALYMPIC RECORD</b>	<b>1.96m</b>	<b>BOLDT Arnold</b>	CAN	Arnhem (NED)	17 JUN 1980

Rank	Bib	Name	NPC Code	Date of Birth	Sport Class	1.40	1.45	1.50	1.55	1.60	1.65	1.68	Result
						1.71	1.74	1.77					
1	2273	DELANA Iliesa	FIJ	2 DEC 1984	F42	-	-	-	-	-	o	o	1.74 RR
						o	o	xxx					
2	2381	HOSANAGARA NAGARAJEGOWDA Girisha	IND	26 JAN 1988	F42	-	-	-	-	o	o	o	1.74 PB
						xo	o	xxx					
3	2599	MAMCZARZ Lukasz	POL	14 JUN 1988	F42	-	-	-	xxo	o	xo	o	1.74
						xo	xxo	xxx					
4	2142	GUO Weizhong	CHN	24 FEB 1974	F42	-	-	-	-	o	o	o	1.71 SB
						o	xxx						
5	2091	REITZ Flavio	BRA	11 OCT 1986	F42	-	-	o	o	xo	xxo	o	1.68 PB
						xxx							
6	2586	AVELLANA Andy	PHI	4 AUG 1976	F42	-	-	xo	o	xxx			1.55 =PB
7	2701	DOBAGODA LIYANAGE Lesly Kumara	SRI	20 APR 1977	F42	o	o	o	xxx				1.50 =PB

## Weather conditions

Temperature: 25 °C

Humidity: 39 %

Conditions: Sky Clear

## LEGEND

-	Pass	=PB	Equal Personal Best	o	Clearance	PB	Personal Best
RR	Regional Record	SB	Season's Best	x	Failure		




Olympic Stadium

MON 3 SEP 2012  
19:50

Athletics

Men's High Jump — F42

Final



## Start List

**REVISED**  
3 SEP 10:05

<b>WORLD RECORD</b>	<b>1.96m</b>	<b>BOLDT Arnold</b>	CAN	Arnhem (NED)	17 JUN 1980
<b>PARALYMPIC RECORD</b>	<b>1.96m</b>	<b>BOLDT Arnold</b>	CAN	Arnhem (NED)	17 JUN 1980

Order	Bib	Name	NPC Code	Date of Birth	Sport Class	PB	SB	1.40	1.45	1.50	1.55	1.60	1.65	1.68	Result	Rank
								1.71	1.74	1.77	1.79	1.81				
1	2701	DOBAGODA LIYANAGE Lesly Kumara	SRI	20 APR 1977	F42	1.50	1.50									
2	2273	DELANA Iliesa	FIJ	2 DEC 1984	F42	1.73	1.73									
3	2599	MAMCZARZ Lukasz	POL	14 JUN 1988	F42	1.82	1.82									
4	2091	REITZ Flavio	BRA	11 OCT 1986	F42	1.65	1.65									
5	2381	HOSANAGARA NAGARAJEGOWDA Girisha	IND	26 JAN 1988	F42	1.60	1.60									
6	2142	GUO Weizhong	CHN	24 FEB 1974	F42	1.76										
7	2586	AVELLANA Andy	PHI	4 AUG 1976	F42	1.55										

## LEGEND

**PB** Personal Best                      **SB** Season's Best

Height Progression changed.






Olympic Stadium

SAT 8 SEP 2012  
19:10

Athletics

Men's High Jump — F46

Final



## Results

<b>WORLD RECORD</b>	2.05m	CHATMAN Aaron	AUS	Canberra, ACT (AUS)	3 MAR 2007
<b>PARALYMPIC RECORD</b>	1.97m	WU Yangcong	CHN	Athens (GRE)	27 SEP 2004

Rank	Bib	Name	NPC Code	Date of Birth	Sport Class	1.70	1.75	1.80	1.85	1.90	1.95	1.98	Result
						2.01	2.04	2.06	2.08	2.10	2.12	2.14	
1	2598	LEPIATO Maciej	POL	18 AUG 1988	F44	-	-	-	-	o	-	o	2.12 WR
						o	o	o	o	-	XO	XXI	
2	2844	SKIBA Jeff	USA	28 APR 1984	F44	-	-	-	-	-	XXO	o	2.04
						XO	XO	X-	X-	X			
3	2133	CHEN Hongjie	CHN	14 FEB 1990	F46	-	-	o	o	o	XO	XXO	2.01 PR,RR
						XO	XXX						
4	2454	SUZUKI Toru	JPN	4 MAY 1980	F44	-	-	o	o	o	XXO	XXO	1.98 =RR
						XXX							
5	2741	CHANABOON Angcan	THA	15 NOV 1983	F46	-	o	XO	XO	XO	o	XXX	1.95 PB
6	2159	WANG Qihong	CHN	18 MAR 1985	F44	o	o	o	o	XXX			1.85 PB
7	2334	BOETZEL Reinhold	GER	8 DEC 1975	F46	-	-	o	XXO	XXX			1.85
8	2704	PATTIWILA Lal	SRI	5 OCT 1976	F44	-	o	o	XXX				1.80 =PB
9	2818	BROWNE Richard	USA	9 JUL 1991	F44	-	-	XO	XXX				1.80

### Weather conditions

Temperature: 27 °C Humidity: 25 % Conditions: Partly cloudy

### LEGEND

-	Pass	=PB	Equal Personal Best	=RR	Equal Regional Record	o	Clearance
PB	Personal Best	PR	Paralympic Record	RR	Regional Record	WR	World Record
x	Failure						



Olympic Stadium

SAT 8 SEP 2012  
19:10

Athletics

Men's High Jump — F46

Final



### Start List

<b>WORLD RECORD</b>	<b>2.05m</b>	<b>CHATMAN Aaron</b>	AUS	Canberra, ACT (AUS)	3 MAR 2007
<b>PARALYMPIC RECORD</b>	<b>1.97m</b>	<b>WU Yangcong</b>	CHN	Athens (GRE)	27 SEP 2004

Order	Bib	Name	NPC Code	Date of Birth	Sport Class	PB	SB	1.70	1.75	1.80	1.85	1.90	1.95	1.98	Result	Rank
								2.01	2.04	2.06	2.08					
1	2818	BROWNE Richard	USA	9 JUL 1991	F44	1.85	1.85									
2	2704	PATTIWILA Lal	SRI	5 OCT 1976	F44	1.80	1.80									
3	2334	BOETZEL Reinhold	GER	8 DEC 1975	F46	1.86	1.86									
4	2454	SUZUKI Toru	JPN	4 MAY 1980	F44	1.95	1.93									
5	2159	WANG Qihong	CHN	18 MAR 1985	F44	1.81										
6	2844	SKIBA Jeff	USA	28 APR 1984	F44	2.08	2.08									
7	2741	CHANABOON Angcan	THA	15 NOV 1983	F46	1.84										
8	2133	CHEN Hongjie	CHN	14 FEB 1990	F46	1.98										
9	2598	LEPIATO Maciej	POL	18 AUG 1988	F44	2.02										

<b>LEGEND</b>
<b>PB</b> Personal Best <b>SB</b> Season's Best






Olympic Stadium

TUE 4 SEP 2012  
10:13

Athletics

Men's Long Jump — F11

Final



## Results

<b>WORLD RECORD</b>	<b>6.73m</b>	<b>GILLETTE Elexis</b>	USA	Mesa, AZ (USA)	7 MAY 2011
<b>PARALYMPIC RECORD</b>	<b>6.67m</b>	<b>RODRIGUEZ Jose</b>	ESP	Atlanta, GA (USA)	18 AUG 1996

Rank	Bib	Name	NPC Code	Date of Birth	Sport Class	1	2	3	4	5	6	Result	Wind
1	2799	KATYSHEV Ruslan	UKR	18 APR 1983	F11	6.46 +2.2	6.32 +0.8	6.06 +0.2	x -0.9	x 0.0	6.42 -0.1	<b>6.46</b>	*PB
2	2827	GILLETTE Elexis	USA	19 OCT 1984	F11	5.98 -0.9	x +0.8	6.16 +1.1	x +0.5	6.34 +2.6	6.18 +0.7	<b>6.34</b>	+2.6
3	2146	LI Duan	CHN	1 JUN 1978	F11	x 0.0	6.11 +1.0	6.31 +0.1	6.19 +0.4	-	x +2.4	<b>6.31</b>	PB
4	2669	KOPTEV Andrey	RUS	28 FEB 1984	F11	5.67 -1.2	6.08 +0.9	x -0.2	5.96 +0.4	6.29 -0.5	5.96 -1.5	<b>6.29</b>	PB
5	2263	PORRAS Xavier	ESP	22 AUG 1981	F11	5.89 +1.0	x +2.0	5.70 -0.3	6.00 -0.6	5.91 +0.3	6.08 -0.2	<b>6.08</b>	-0.2
6	2005	BENTRIA Firas	ALG	5 OCT 1986	F11	5.73 +1.8	5.63 +1.4	5.71 -0.8	5.83 +0.5	5.50 +0.5	5.69 +0.4	<b>5.83</b>	RR
7	2733	STRAHT Rickard	SWE	1 OCT 1994	F11	5.56 0.0	5.67 +0.8	x +1.5	5.59 +1.1	5.41 -1.1	5.50 -0.8	<b>5.67</b>	+0.8
8	2262	PAREJO MAZA Martin	ESP	15 JUL 1989	F11	5.32 -0.3	x +1.6	5.57 +2.4	5.40 -1.2	5.54 +0.8	5.61 +1.0	<b>5.61</b>	+1.0
9	2749	PUNTHONG Jakkit	THA	6 APR 1982	F11	5.36 +0.3	5.47 -0.3	5.20 +0.1				<b>5.47</b>	-0.3
10	2351	BARAKAS Athanasios	GRE	22 OCT 1971	F11	5.28 -0.8	5.18 -1.2	5.41 -0.2				<b>5.41</b>	-0.2
11	2826	GERS Tanner	USA	18 FEB 1983	F11	5.24 +0.7	5.14 +0.9	4.64 +0.3				<b>5.24</b>	+0.7
12	2662	GULIN Denis	RUS	13 NOV 1975	F11	x -0.7	5.18 -1.4	x +1.2				<b>5.18</b>	-1.4

Starting order	1	2	3	4	5	6	7	8	9	10	11	12
Initial	2827	2669	2263	2749	2733	2826	2262	2351	2662	2005	2146	2799
Final	2262	2733	2005	2263	2669	2827	2146	2799				

## Weather conditions

Temperature: 18 °C

Humidity: 73 %

Conditions: Sunny

## NOTES

\*: Performances achieved with assisting wind in excess of 2.0 m/s cannot be recognized as records.  
For bib 2799, 6.42m is recognized as a new PB

## LEGEND

- Pass      **PB** Personal Best      **RR** Regional Record      **x** Failure



Olympic Stadium

TUE 4 SEP 2012  
10:02

Athletics

Men's Long Jump — F11

Final



### Start List

<b>WORLD RECORD</b>	<b>6.73m</b>	<b>GILLETTE Elexis</b>	USA	Mesa, AZ (USA)	7 MAY 2011
<b>PARALYMPIC RECORD</b>	<b>6.67m</b>	<b>RODRIGUEZ Jose</b>	ESP	Atlanta, GA (USA)	18 AUG 1996

Order	Bib	Name	NPC Code	Date of Birth	Sport Class	PB	SB	1	2	3	Best	4	5	6	Result	Rank
1	2827	GILLETTE Elexis	USA	19 OCT 1984	F11	6.73	6.55									
2	2669	KOPTEV Andrey	RUS	28 FEB 1984	F11	5.97										
3	2263	PORRAS Xavier	ESP	22 AUG 1981	F11	6.16	6.16									
4	2749	PUNTHONG Jakkit	THA	6 APR 1982	F11	5.65	5.65									
5	2733	STRAHT Rickard	SWE	1 OCT 1994	F11	5.97	5.97									
6	2826	GERS Tanner	USA	18 FEB 1983	F11	5.93	5.93									
7	2262	PAREJO MAZA Martin	ESP	15 JUL 1989	F11	5.85	5.85									
8	2351	BARAKAS Athanasios	GRE	22 OCT 1971	F11	6.08	5.69									
9	2662	GULIN Denis	RUS	13 NOV 1975	F11	5.78	5.78									
10	2005	BENTRIA Firas	ALG	5 OCT 1986	F11	6.06	6.06									
11	2146	LI Duan	CHN	1 JUN 1978	F11	6.09	5.81									
12	2799	KATYSHEV Ruslan	UKR	18 APR 1983	F11	6.04	6.04									

<b>LEGEND</b>
<b>PB</b> Personal Best <b>SB</b> Season's Best





Olympic Stadium

SAT 1 SEP 2012  
10:30

Athletics

Men's Long Jump — F13

Final



## Results

<b>WORLD RECORD</b>	7.66m	<b>GUTIERREZ Luis Felipe</b>	CUB	Guadalajara (MEX)	18 NOV 2011
<b>PARALYMPIC RECORD</b>	7.17m	<b>CEPEDA Enrique</b>	CUB	Atlanta, GA (USA)	20 AUG 1996

Rank	Bib	Name	NPC Code	Date of Birth	Sport Class	1	2	3	4	5	6	Result	Wind
1	2211	<b>GUTIERREZ Luis Felipe</b>	CUB	9 JAN 1988	F13	7.49 -0.7	x -1.5	7.54 -0.9	7.47 -1.2	-	-	<b>7.54</b> -0.9	PR
2	2213	<b>JIMENEZ CABEZA Angel</b>	CUB	20 SEP 1981	F13	x -0.3	7.06 +0.1	6.90 0.0	7.09 -0.4	7.07 +0.3	7.14 +0.4	<b>7.14</b> +0.4	PB
3	2111	<b>ZLATANOV Radoslav</b>	BUL	14 DEC 1987	F13	6.32 -0.3	6.57 +0.1	x +0.4	x 0.0	6.81 -0.3	x +0.8	<b>6.81</b> -0.3	PB
4	2731	<b>JONSSON Per</b>	SWE	10 FEB 1988	F13	6.41 +0.8	6.15 +0.1	x -0.2	6.30 -0.7	6.11 +0.6	6.48 +0.1	<b>6.48</b> +0.1	SB
5	2520	<b>ISHAK Mohd Saifuddin</b>	MAS	19 APR 1992	F13	x -0.6	6.07 +0.3	5.96 -0.4	x +1.6	6.30 0.0	6.15 +0.8	<b>6.30</b> 0.0	
6	2836	<b>PRICE Markeith</b>	USA	19 MAY 1990	F13	x -0.4	6.17 +0.6	6.09 -0.7	5.90 -0.2	6.05 +0.5	6.05 +0.2	<b>6.17</b> +0.6	
7	2721	<b>MISASI Biondi</b>	SUR	27 OCT 1990	F13	6.06 +0.4	5.73 +0.1	5.70 -1.4	5.51 0.0	5.86 0.0	5.46 +0.2	<b>6.06</b> +0.4	=PB
8	2073	<b>FARTUNAU Ihar</b>	BLR	17 APR 1973	F13	5.84 +0.1	x -1.5	5.99 -0.2	x +1.4	-	-	<b>5.99</b> -0.2	
9	2589	<b>FANNOUNA Mohammed</b>	PLE	3 APR 1980	F13	5.75 +0.2	5.93 +0.6	5.80 -1.0				<b>5.93</b> +0.6	
10	2732	<b>JONSSON Tobias</b>	SWE	29 FEB 1996	F13	3.61 -1.1	5.83 -0.7	5.79 -1.7				<b>5.83</b> -0.7	
11	2436	<b>AL RAMAHI Abed</b>	JOR	19 NOV 1993	F13	5.66 +0.5	x +0.8	x +0.1				<b>5.66</b> +0.5	
12	2466	<b>SALIMOV Islam</b>	KAZ	18 DEC 1989	F13	5.58 +1.2	5.60 -0.8	5.64 -0.5				<b>5.64</b> -0.5	
13	2495	<b>KLAVINS Edgars</b>	LAT	19 SEP 1991	F13	5.57 -0.1	5.29 -0.7	5.27 -0.4				<b>5.57</b> -0.1	
14	2756	<b>CHARYYEV Sohbet</b>	TKM	14 DEC 1988	F13	x -1.0	5.53 +0.1	x -0.6				<b>5.53</b> +0.1	PB

Starting order	1	2	3	4	5	6	7	8	9	10	11	12	13	14
Initial	2732	2211	2495	2073	2466	2731	2436	2520	2111	2589	2213	2721	2756	2836
Final	2073	2721	2520	2836	2731	2111	2213	2211						

### Weather conditions

Temperature: 15 °C      Humidity: 72 %      Conditions: Partly cloudy

### LEGEND

- Pass      =PB Equal Personal Best      PB Personal Best      PR Paralympic Record  
 SB Season Best      x Failure



Olympic Stadium

SAT 1 SEP 2012  
10:30

Athletics

Men's Long Jump — F13

Final



### Start List

<b>WORLD RECORD</b>	<b>7.66m</b>	<b>GUTIERREZ Luis Felipe</b>	CUB	Guadalajara (MEX)	18 NOV 2011
<b>PARALYMPIC RECORD</b>	<b>7.17m</b>	<b>CEPEDA Enrique</b>	CUB	Atlanta, GA (USA)	20 AUG 1996

Order	Bib	Name	NPC Code	Date of Birth	Sport Class	PB	SB	1	2	3	Best	4	5	6	Result	Rank
1	2732	JONSSON Tobias	SWE	29 FEB 1996	F13	6.20	6.20									
2	2211	GUTIERREZ Luis Felipe	CUB	9 JAN 1988	F13	7.76										
3	2495	KLAVINS Edgars	LAT	19 SEP 1991	F13	5.94	5.94									
4	2073	FARTUNAU Ihar	BLR	17 APR 1973	F13	7.01	6.54									
5	2466	SALIMOV Islam	KAZ	18 DEC 1989	F13	6.00	6.00									
6	2731	JONSSON Per	SWE	10 FEB 1988	F13	7.03	6.36									
7	2436	AL RAMAHI Abed	JOR	19 NOV 1993	F13	5.93	5.93									
8	2520	ISHAK Mohd Saifuddin	MAS	19 APR 1992	F13	6.59	6.59									
9	2111	ZLATANOV Radoslav	BUL	14 DEC 1987	F13	6.55	6.55									
10	2589	FANNOUNA Mohammed	PLE	3 APR 1980	F13	6.33	6.33									
11	2213	JIMENEZ CABEZA Angel	CUB	20 SEP 1981	F13	7.04										
12	2721	MISASI Biondi	SUR	27 OCT 1990	F13	6.06										
13	2756	CHARYYEV Sohbet	TKM	14 DEC 1988	F13	5.48										
14	2836	PRICE Markeith	USA	19 MAY 1990	F13	6.43	6.43									

<b>LEGEND</b>
<b>PB</b> Personal Best <b>SB</b> Season's Best






Olympic Stadium

TUE 4 SEP 2012  
19:20

Athletics

Men's Long Jump — F20

Final



## Results

<b>WORLD RECORD</b>	7.48m	EXPOSITO PINEIRO Jose Antonio	ESP	Petrer (ESP)	22 JAN 2005
<b>PARALYMPIC RECORD</b>	7.25m	EXPOSITO PINEIRO Jose Antonio	ESP		4 SEP 2012

Rank	Bib	Name	NPC Code	Date of Birth	Sport Class	1	2	3	4	5	6	Result	Wind
1	2256	EXPOSITO PINEIRO Jose Antonio	ESP	2 MAY 1978	F20	6.65 +0.8	x +2.4	7.25 +0.1	x +1.6	6.86 -1.2	x +1.9	<b>7.25</b> +0.1	PR
2	2202	TALIC Zoran	CRO	23 JUN 1990	F20	7.00 -0.5	x +0.4	x -0.4	6.91 +0.8	x -0.4	7.09 +1.2	<b>7.09</b> +1.2	
3	2618	CUNHA Lenine	POR	4 DEC 1982	F20	6.95 +0.7	x +0.7	x +0.3	6.94 +1.8	6.90 -0.1	x +0.3	<b>6.95</b> +0.7	PB
4	2685	USTYUZHANIN Leonid	RUS	3 JAN 1990	F20	6.41 +2.1	x +1.3	6.59 +1.3	5.98 +0.4	6.20 +0.9	6.55 +1.6	<b>6.59</b> +1.3	PB
5	2595	KOŁODZIEJ Jacek	POL	20 MAY 1983	F20	6.31 +1.1	6.05 -0.5	6.21 +0.7	x +1.2	6.13 +0.6	6.28 +1.4	<b>6.31</b> +1.1	SB
6	2356	KANAVOS Evangelos	GRE	17 JUN 1989	F20	6.16 +0.6	6.07 +1.1	6.00 +0.2	6.25 +0.9	5.41 +1.8	5.92 +1.1	<b>6.25</b> +0.9	
7	2866	ORTIZ Jose	VEN	15 NOV 1990	F20	6.10 +1.2	5.81 +0.9	5.92 +0.3	6.03 +0.3	5.56 +1.6	6.16 +1.0	<b>6.16</b> +1.0	SB
8	2295	ROYER Daniel	FRA	13 FEB 1986	F20	x +0.1	x +0.4	5.37 +1.0	5.75 +0.8	5.59 +1.6	5.48 +0.6	<b>5.75</b> +0.8	
9	2502	TONG Hio Sam	MAC	8 MAY 1985	F20	4.63 +0.6	4.57 +0.1	4.49 -0.2				<b>4.63</b> +0.6	SB
10	2859	BARRETO Williams	VEN	18 SEP 1985	F20	3.97 0.0	x +0.5	x +0.6				<b>3.97</b> 0.0	SB

Starting order	1	2	3	4	5	6	7	8	9	10
Initial	2685	2256	2866	2202	2295	2595	2859	2356	2618	2502
Final	2295	2866	2356	2595	2685	2618	2202	2256		

## Weather conditions

Temperature: 24 °C Humidity: 57 % Conditions: Cloudy

## LEGEND

PB Personal Best PR Paralympic Record SB Season Best x Failure



Olympic Stadium

TUE 4 SEP 2012  
19:15

Athletics

Men's Long Jump — F20

Final



### Start List

<b>WORLD RECORD</b>	7.48m	EXPOSITO PINEIRO Jose Antonio	ESP	Petrer (ESP)	22 JAN 2005
<b>PARALYMPIC RECORD</b>	7.00m	BAHRI Wissem	TUN	Sydney, NSW (AUS)	21 OCT 2000

Order	Bib	Name	NPC Code	Date of Birth	Sport Class	PB	SB	1	2	3	Best	4	5	6	Result	Rank
1	2685	USTYUZHANIN Leonid	RUS	3 JAN 1990	F20	6.50	5.73									
2	2256	EXPOSITO PINEIRO Jose Antonio	ESP	2 MAY 1978	F20	7.24	7.24									
3	2866	ORTIZ Jose	VEN	15 NOV 1990	F20	6.19										
4	2202	TALIC Zoran	CRO	23 JUN 1990	F20	7.12	7.12									
5	2295	ROYER Daniel	FRA	13 FEB 1986	F20	6.06	5.82									
6	2595	KOLODZIEJ Jacek	POL	20 MAY 1983	F20	6.83	4.11									
7	2859	BARRETO Williams	VEN	18 SEP 1985	F20	6.34										
8	2356	KANAVOS Evangelos	GRE	17 JUN 1989	F20	6.39	6.39									
9	2618	CUNHA Lenine	POR	4 DEC 1982	F20	6.74	6.70									
10	2502	TONG Hio Sam	MAC	8 MAY 1985	F20											

**LEGEND**

**PB** Personal Best                      **SB** Season's Best








Olympic Stadium

WED 5 SEP 2012  
10:08

Athletics

Men's Long Jump — F36

Final



## Results

<b>WORLD RECORD</b>	<b>5.33m PAVLYK Roman</b>	UKR	Espoo (FIN)	24 AUG 2005
---------------------	---------------------------	-----	-------------	-------------

Rank	Bib	Name	NPC Code	Date of Birth	Sport Class	1	2	3	4	5	6	Result	Wind
1	2805	PAVLYK Roman	UKR	1 DEC 1983	F36	4.69	5.17	5.16	5.23	4.96	x	<b>5.23</b>	PB
						+1.6	+1.7	+0.5	+1.2	-0.2	+1.8		+1.2
2	2608	SOBCZAK Mariusz	POL	8 FEB 1982	F36	5.14	4.95	5.07	4.79	4.76	x	<b>5.14</b>	PB
						-0.1	+2.5	+0.6	+0.7	+1.9	+0.5		-0.1
3	2683	SVIRIDOV Vladimir	RUS	10 MAY 1990	F36	x	4.93	4.88	5.08	4.85	5.06	<b>5.08</b>	SB
						+1.0	+1.9	+2.0	+0.8	+1.0	+1.4		+0.8
4	2601	MIELCZAREK Marcin	POL	11 NOV 1982	F36	4.73	4.92	4.65	5.05	5.06	5.07	<b>5.07</b>	=PB
						+1.7	+1.5	+2.9	+2.2	-0.1	+0.5		+0.5
5	2167	XU Ran	CHN	15 MAY 1986	F36	5.06	x	x	x	5.07	x	<b>5.07</b>	RR
						+0.6	+1.4	+1.2	-0.5	+0.4	+0.5		+0.4
6	2821	CLEMENS Chris	USA	15 NOV 1973	F36	4.80	4.95	4.83	4.98	4.73	x	<b>4.98</b>	
						-0.2	+1.3	+0.8	+1.9	+1.0	+0.8		+1.9
7	2363	PETROPOULOS Anastasios	GRE	30 JUN 1990	F36	4.42	4.90	4.38	x	x	4.68	<b>4.90</b>	=PB
						-0.3	+0.7	+0.7	+1.7	+0.7	-0.6		+0.7
8	2465	KHARLAMOV Sergey	KAZ	13 DEC 1970	F36	4.43	4.25	4.45	4.31	4.36	4.68	<b>4.68</b>	PB
						+2.0	+0.8	+0.6	+1.6	+1.3	+0.5		+0.5
9	2414	JANABI Hasan	IRQ	7 SEP 1990	F36	4.31	4.40	4.33				<b>4.40</b>	SB
						+0.6	+0.8	+1.4					+0.8

Starting order	1	2	3	4	5	6	7	8	9
Initial	2601	2363	2821	2167	2608	2414	2683	2805	2465
Final	2465	2363	2601	2683	2821	2167	2608	2805	

## Weather conditions

Temperature: 12 °C

Humidity: 74 %

Conditions: Sunny

## LEGEND

=PB Equal Personal Best  
x Failure

PB Personal Best

RR Regional Record

SB Season Best




Olympic Stadium

WED 5 SEP 2012  
10:08

Athletics

Men's Long Jump — F36

Final



### Start List

**REVISED**  
4 SEP 19:00

**WORLD RECORD** 5.33m PAVLYK Roman UKR Espoo (FIN) 24 AUG 2005

Order	Bib	Name	NPC Code	Date of Birth	Sport Class	PB	SB	1	2	3	Best	4	5	6	Result	Rank
1	2601	MIELCZAREK Marcin	POL	11 NOV 1982	F36	5.07	5.02									
2	2363	PETROPOULOS Anastasios	GRE	30 JUN 1990	F36	4.90	4.90									
3	2821	CLEMENS Chris	USA	15 NOV 1973	F36	5.12	5.12									
4	2167	XU Ran	CHN	15 MAY 1986	F36	5.32										
5	2608	SOBCZAK Mariusz	POL	8 FEB 1982	F36	5.13	5.11									
6	2414	JANABI Hasan	IRQ	7 SEP 1990	F36	4.72										
7	2683	SVIRIDOV Vladimir	RUS	10 MAY 1990	F36	5.29	5.06									
8	2805	PAVLYK Roman	UKR	1 DEC 1983	F36	5.16	5.16									
9	2465	KHARLAMOV Sergey	KAZ	13 DEC 1970	F36	4.65	4.65									

**LEGEND**

**PB** Personal Best                      **SB** Season's Best

revised due to updated schedule




Olympic Stadium

WED 5 SEP 2012  
19:05

Athletics

Men's Long Jump — F37/38

Final



## Results

## F37 Records

<b>WORLD RECORD</b>	6.11m	MA Yuxi	CHN	Sharjah (UAE)	2 DEC 2011
<b>PARALYMPIC RECORD</b>	5.98m	THRUPP Darren	AUS	Athens (GRE)	20 SEP 2004

## F38 Records

<b>WORLD RECORD</b>	6.48m	BUIS Dyan	RSA	Leverkusen (GER)	13 JUL 2012
<b>PARALYMPIC RECORD</b>	6.44m	ALI Haider	PAK	Beijing (CHN)	9 SEP 2008
<b>PARALYMPIC RECORD</b>	6.44m	CHIDA Mohamed Farhat	TUN	Beijing (CHN)	9 SEP 2008

Rank	Bib	Name	NPC Code	Date of Birth	Sport Class	1	2	3	4	5	6	Result	Wind	Points
1	2668	KHUGAEV Gocha	RUS	16 JUL 1984	F37	6.23	6.00	5.98	6.28	6.31	6.12	<b>6.31</b>	+0.1	WR
						+0.4	-0.2	0.0	0.0	+0.1	+0.7			
						1019	989	986	1025	1028	1006	<b>1028</b>		
2	2154	MA Yuxi	CHN	21 MAR 1979	F37	5.98	x	6.10	6.17	5.95	6.26	<b>6.26</b>	+0.2	RR
						0.0	+0.9	+0.3	+0.4	-0.1	+0.2			
						986		1003	1012	982	1023	<b>1023</b>		
3	2632	BUIS Dyan	RSA	30 NOV 1990	F38	x	6.19	x	6.32	6.48	6.39	<b>6.48</b>	+0.5	=WR,PR,=RR
						+0.5	+0.4	-0.1	+0.3	+0.5	+0.7			
							991		1006	1021	1013	<b>1021</b>		
4	2764	CHIDA Mohamed Farhat	TUN	11 SEP 1982	F38	6.01	6.01	6.06	6.01	6.21	6.36	<b>6.36</b>	+1.0	PB
						-0.5	+0.5	-0.6	+0.4	+0.1	+1.0			
						967	967	974	967	993	1010	<b>1010</b>		
5	2633	DALLE AVE Andrea	RSA	30 DEC 1992	F37	6.02	5.82	x	5.79	5.78	5.54	<b>6.02</b>	+0.6	RR
						+0.6	+0.4	0.0	-0.2	0.0	-0.2			
						992	961		956	954	907	<b>992</b>		
6	2803	ONUFRIYENKO Andriy	UKR	7 JAN 1983	F38	5.35	5.46	6.09	5.97	5.07	5.56	<b>6.09</b>	+0.4	=RR
						-0.3	+0.3	+0.4	-0.5	+0.2	+0.6			
						834	862	978	961	752	885	<b>978</b>		
7	2528	CARDOZO SANCHEZ Benjamin Ivan	MEX	30 MAY 1985	F37	3.69	5.34	x	5.63	5.62	5.71	<b>5.71</b>	0.0	RR
						0.0	+0.6	+0.7	+0.1	+0.5	0.0			
						228	860		926	924	941	<b>941</b>		
8	2657	BARINOV Vladislav	RUS	10 JAN 1982	F37	5.40	5.60	5.58	5.67	5.44	5.42	<b>5.67</b>	+0.7	SB
						-0.5	+0.5	+0.7	+0.7	+0.8	+0.3			
						875	919	915	934	884	879	<b>934</b>		
9	2497	SILOVS Dmitrijs	LAT	23 MAR 1989	F37	x	5.29	5.24				<b>5.29</b>	-0.1	
						+0.2	-0.1	-0.4						
							847	833				<b>847</b>		
10	2645	SEKAILWE Union	RSA	6 JAN 1986	F38	3.93	5.08	5.10				<b>5.10</b>	+0.2	
						-0.2	-0.6	+0.2						
						276	755	762				<b>762</b>		
	2581	ALI Haider	PAK	12 DEC 1984	F38	x	x	x				<b>NM</b>		
						0.0	+0.2	+0.9						

Starting order	1	2	3	4	5	6	7	8	9	10	11
Initial	2632	2764	2668	2154	2497	2645	2581	2633	2657	2528	2803
Final	2528	2657	2764	2803	2632	2633	2154	2668			

## Weather conditions

Temperature: 20 °C Humidity: 42 % Conditions: Sunny

## LEGEND

<b>=RR</b>	Equal Regional Record	<b>=WR</b>	Equal World Record	<b>NM</b>	No Mark	<b>PB</b>	Personal Best
<b>PR</b>	Paralympic Record	<b>RR</b>	Regional Record	<b>SB</b>	Season Best	<b>WR</b>	World Record
<b>x</b>	Failure						



Olympic Stadium

WED 5 SEP 2012  
19:05

Athletics

Men's Long Jump — F37/38

Final



## Start List

## F37 Records

<b>WORLD RECORD</b>	6.11m	MA Yuxi	CHN	Sharjah (UAE)	2 DEC 2011
<b>PARALYMPIC RECORD</b>	5.98m	THRUPP Darren	AUS	Athens (GRE)	20 SEP 2004

## F38 Records

<b>WORLD RECORD</b>	6.48m	BUIS Dyan	RSA	Leverkusen (GER)	13 JUL 2012
<b>PARALYMPIC RECORD</b>	6.44m	ALI Haider	PAK	Beijing (CHN)	9 SEP 2008
<b>PARALYMPIC RECORD</b>	6.44m	CHIDA Mohamed Farhat	TUN	Beijing (CHN)	9 SEP 2008

Order	Bib	Name	NPC Code	Date of Birth	Sport Class	PB	SB	1	2	3	Best	4	5	6	Result	Rank
1	2632	BUIS Dyan	RSA	30 NOV 1990	F38	6.57	6.57									
2	2764	CHIDA Mohamed Farhat	TUN	11 SEP 1982	F38	6.21	6.03									
3	2668	KHUGAEV Gocha	RUS	16 JUL 1984	F37	5.92	5.88									
4	2154	MA Yuxi	CHN	21 MAR 1979	F37	6.11										
5	2497	SILOVS Dmitrijs	LAT	23 MAR 1989	F37	5.47	5.46									
6	2645	SEKAILWE Union	RSA	6 JAN 1986	F38	5.44	5.35									
7	2581	ALI Haider	PAK	12 DEC 1984	F38	6.43										
8	2633	DALLE AVE Andrea	RSA	30 DEC 1992	F37	5.27										
9	2657	BARINOV Vladislav	RUS	10 JAN 1982	F37	5.85	5.62									
10	2528	CARDOZO SANCHEZ Benjamin Ivan	MEX	30 MAY 1985	F37	5.37	5.19									
11	2803	ONUFRIYENKO Andriy	UKR	7 JAN 1983	F38	6.09	5.79									

## LEGEND

**PB** Personal Best                      **SB** Season's Best



Olympic Stadium

FRI 31 AUG 2012  
19:20

Athletics

Men's Long Jump — F42/44

Final



## Results

## F42 Records

<b>WORLD RECORD</b>	<b>6.50m</b>	<b>CZYZ Wojtek</b>	GER	Beijing (CHN)	16 SEP 2008
<b>PARALYMPIC RECORD</b>	<b>6.50m</b>	<b>CZYZ Wojtek</b>	GER	Beijing (CHN)	16 SEP 2008

## F44 Records

<b>WORLD RECORD</b>	<b>7.09m</b>	<b>REHM Markus</b>	GER	Christchurch (NZL)	25 JAN 2011
<b>PARALYMPIC RECORD</b>	<b>6.76m</b>	<b>TIBBS Casey</b>	USA	Beijing (CHN)	11 SEP 2008

Rank	Bib	Name	NPC Code	Date of Birth	Sport Class	1	2	3	4	5	6	Result	Wind Points
1	2341	REHM Markus	GER	22 AUG 1988	F44	7.14 +1.4 1040	7.00 +0.6 1003	7.35 +1.2 1093	7.31 +0.7 1083	x +0.2	x +1.4	<b>7.35</b> +1.2 WR <b>1093</b>	
2	2335	CZYZ Wojtek	GER	30 JUL 1980	F42	6.13 +0.5 962	6.33 +0.8 983	6.27 +1.2 977	6.30 +1.3 980	6.22 +0.1 972	6.30 +0.8 980	<b>6.33</b> +0.8 PB <b>983</b>	
3	2233	JORGENSEN Daniel	DEN	3 JUN 1993	F42	5.97 +0.2 940	5.87 +1.5 925	6.11 +0.8 959	5.95 +0.6 937	5.95 -0.3 937	5.95 -0.2 937	<b>6.11</b> +0.8 PB <b>959</b>	
4	2340	POPOW Heinrich	GER	14 JUL 1983	F42	6.01 +1.9 946	6.07 +1.0 954	5.97 +0.9 940	5.91 +0.9 931	5.33 -0.8 812	5.57 0.0 870	<b>6.07</b> +1.0 SB <b>954</b>	
5	2460	YAMAMOTO Atsushi	JPN	19 APR 1982	F42	5.14 -1.5 758	5.84 -0.2 920	5.95 +1.2 937	3.84 +1.1 217	x +0.9	5.83 +1.0 919	<b>5.95</b> +1.2 RR <b>937</b>	
6	2159	WANG Qihong	CHN	18 MAR 1985	F44	6.21 +1.1 768	5.74 -0.1 614	6.27 +1.1 788	x +1.9	x -0.4	x +1.9	<b>6.27</b> +1.1 RR <b>788</b>	
7	2282	ALAIZE Jean-Baptiste	FRA	10 MAY 1991	F44	6.15 +1.9 749	x +0.9	6.19 +0.9 762	6.04 +1.5 713	5.98 +2.1 693	5.88 +1.2 660	<b>6.19</b> +0.9 <b>762</b>	
8	2088	OLIVEIRA Andre	BRA	6 SEP 1972	F44	6.12 +0.3 739	x +2.0	x +1.1	5.84 +1.5 647	x +1.2	5.71 +1.2 604	<b>6.12</b> +0.3 SB <b>739</b>	
9	2706	PITUWALA KANKANANGE D.M.A.	SRI	13 NOV 1986	F44	5.54 +0.9 547	5.56 +1.0 554	5.36 +0.8 487				<b>5.56</b> +1.0 <b>554</b>	
10	2421	SVEINSSON Helgi	ISL	11 JUN 1979	F42	4.25 -1.6 400	3.66 -0.2 148	3.95 +0.8 263				<b>4.25</b> -1.6 <b>400</b>	
11	2142	GUO Weizhong	CHN	24 FEB 1974	F42	x +0.1	4.06 +0.4	r				<b>4.06</b> +0.4 <b>312</b>	

Starting order	1	2	3	4	5	6	7	8	9	10	11
Initial	2159	2421	2142	2460	2340	2282	2706	2088	2341	2233	2335
Final	2088	2282	2159	2460	2340	2233	2335	2341			

## Weather conditions

Temperature: 18 °C Humidity: 70 % Conditions: Partly cloudy

## LEGEND

**PB** Personal Best      **RR** Regional Record      **SB** Season Best      **WR** World Record  
**x** Failure



Olympic Stadium

FRI 31 AUG 2012  
19:20

Athletics

Men's Long Jump — F42/44

Final



## Start List

## F42 Records

<b>WORLD RECORD</b>	<b>6.50m</b>	<b>CZYZ Wojtek</b>	GER	Beijing (CHN)	16 SEP 2008
<b>PARALYMPIC RECORD</b>	<b>6.50m</b>	<b>CZYZ Wojtek</b>	GER	Beijing (CHN)	16 SEP 2008

## F44 Records

<b>WORLD RECORD</b>	<b>7.09m</b>	<b>REHM Markus</b>	GER	Christchurch (NZL)	25 JAN 2011
<b>PARALYMPIC RECORD</b>	<b>6.76m</b>	<b>TIBBS Casey</b>	USA	Beijing (CHN)	11 SEP 2008

Order	Bib	Name	NPC Code	Date of Birth	Sport Class	PB	SB	1	2	3	Best	4	5	6	Result	Rank
1	2159	WANG QiuHong	CHN	18 MAR 1985	F44	6.18										
2	2421	SVEINSSON Helgi	ISL	11 JUN 1979	F42	5.32	5.32									
3	2142	GUO Weizhong	CHN	24 FEB 1974	F42	4.75										
4	2460	YAMAMOTO Atsushi	JPN	19 APR 1982	F42	6.24	6.24									
5	2340	POPOW Heinrich	GER	14 JUL 1983	F42	6.31	5.77									
6	2282	ALAIZE Jean-Baptiste	FRA	10 MAY 1991	F44	6.32	6.32									
7	2706	PITUWALA KANKANANGE D	SRI	13 NOV 1986	F44	5.75	5.75									
8	2088	OLIVEIRA Andre	BRA	6 SEP 1972	F44	6.37	5.97									
9	2341	REHM Markus	GER	22 AUG 1988	F44	7.09	6.78									
10	2233	JORGENSEN Daniel	DEN	3 JUN 1993	F42	5.87	5.87									
11	2335	CZYZ Wojtek	GER	30 JUL 1980	F42	6.27										

## LEGEND

PB Personal Best

SB Season's Best



Olympic Stadium

MON 3 SEP 2012  
10:10

Athletics

Men's Long Jump — F46

Final



## Results

<b>WORLD RECORD</b>	7.58m	ASSOUMANI Arnaud	FRA	Christchurch (NZL)	22 JAN 2011
<b>PARALYMPIC RECORD</b>	7.23m	ASSOUMANI Arnaud	FRA	Beijing (CHN)	10 SEP 2008

Rank	Bib	Name	NPC Code	Date of Birth	Sport Class	1	2	3	4	5	6	Result	Wind
1	2151	LIU Fuliang	CHN	27 AUG 1991	F46	6.45 +0.8	x +0.8	6.78 +0.5	7.12 +0.3	7.15 +0.5	7.09 -0.2	<b>7.15</b> +0.5	RR
2	2283	ASSOUMANI Arnaud	FRA	4 SEP 1985	F46	6.93 +0.9	6.86 +0.6	6.94 +1.4	7.06 +0.6	7.13 +0.8	7.05 +0.3	<b>7.13</b> +0.8	SB
3	2059	HASANOV Huseyn	AZE	26 SEP 1986	F46	6.45 +0.4	6.53 +1.1	6.23 +0.6	4.53 +0.3	6.44 +0.4	6.48 +0.2	<b>6.53</b> +1.1	SB
4	2281	AKAKPO Alain	FRA	24 AUG 1984	F46	x +1.5	6.45 +0.9	x +0.8	x +0.9	6.33 +0.9	6.46 +1.6	<b>6.46</b> +1.6	
5	2378	HARTANTO Setiyo Budi	INA	6 MAY 1986	F46	6.12 +1.3	6.09 +0.3	6.44 +1.0	6.20 +0.3	6.00 -0.1	6.11 +1.5	<b>6.44</b> +1.0	PB
6	2385	SINGH Jagseer	IND	16 JUL 1987	F46	x +0.3	6.42 +1.3	6.33 -0.8	x -0.3	x +0.8	x +0.2	<b>6.42</b> +1.3	
7	2518	BAHTIAR Eryanto	MAS	7 AUG 1986	F46	6.32 +0.8	x +2.1	6.22 +0.8	6.16 -0.1	6.19 +0.5	6.35 +0.3	<b>6.35</b> +0.3	SB
8	2075	SUBOTA Aliaksandr	BLR	28 AUG 1984	F46	5.89 +0.9	5.96 -0.2	5.71 +0.9	6.04 +1.2	6.02 +0.8	6.06 +0.1	<b>6.06</b> +0.1	
9	2133	CHEN Hongjie	CHN	14 FEB 1990	F46	5.93 +1.0	5.70 +0.1	5.93 +1.2				<b>5.93</b> +1.0	SB
10	2823	FAWEHINMI Tobi	USA	14 AUG 1995	F46	x -0.1	x +1.6	5.17 -0.4				<b>5.17</b> +0.4	
11	2630	COJOC Florin Marius	ROU	22 FEB 1980	F46	x -0.4	4.14 +1.6	3.04 +0.9				<b>4.14</b> +1.6	

Starting order	1	2	3	4	5	6	7	8	9	10	11
Initial	2823	2281	2133	2378	2283	2075	2385	2059	2630	2518	2151
Final	2075	2518	2385	2378	2281	2059	2151	2283			

## Weather conditions

Temperature: 17 °C Humidity: 82 % Conditions: Sunny

## LEGEND

PB Personal Best RR Regional Record SB Season Best x Failure



Olympic Stadium

MON 3 SEP 2012  
10:05

Athletics

Men's Long Jump — F46

Final



## Start List

<b>WORLD RECORD</b>	7.58m	ASSOUMANI Arnaud	FRA	Christchurch (NZL)	22 JAN 2011
<b>PARALYMPIC RECORD</b>	7.23m	ASSOUMANI Arnaud	FRA	Beijing (CHN)	10 SEP 2008

Order	Bib	Name	NPC Code	Date of Birth	Sport Class	PB	SB	1	2	3	Best	4	5	6	Result	Rank
1	2823	FAWEHINMI Tobi	USA	14 AUG 1995	F46	6.95	6.95									
2	2281	AKAKPO Alain	FRA	24 AUG 1984	F46	6.68	6.68									
3	2133	CHEN Hongjie	CHN	14 FEB 1990	F46	6.44										
4	2378	HARTANTO Setiyo Budi	INA	6 MAY 1986	F46	6.30										
5	2283	ASSOUMANI Arnaud	FRA	4 SEP 1985	F46	7.58										
6	2075	SUBOTA Aliaksandr	BLR	28 AUG 1984	F46	6.47	6.09									
7	2385	SINGH Jagseer	IND	16 JUL 1987	F46	6.55	6.55									
8	2059	HASANOV Huseyn	AZE	26 SEP 1986	F46	6.63										
9	2630	COJOC Florin Marius	ROU	22 FEB 1980	F46	6.30	6.30									
10	2518	BAHTIAR Eryanto	MAS	7 AUG 1986	F46	6.51	6.32									
11	2151	LIU Fuliang	CHN	27 AUG 1991	F46	7.16										

## LEGEND

PB Personal Best

SB Season's Best





Olympic Stadium

THU 6 SEP 2012  
10:03

Athletics

Men's Triple Jump — F11

Final



## Results

<b>WORLD RECORD</b>	<b>13.71m</b>	<b>LI Duan</b>	CHN	Beijing (CHN)	12 SEP 2008
<b>PARALYMPIC RECORD</b>	<b>13.71m</b>	<b>LI Duan</b>	CHN	Beijing (CHN)	12 SEP 2008

Rank	Bib	Name	NPC Code	Date of Birth	Sport Class	1	2	3	4	5	6	Result	Wind
1	2662	GULIN Denis	RUS	13 NOV 1975	F11	x 11.48	12.91	12.58	12.81	x		<b>12.91</b>	+1.0
2	2146	LI Duan	CHN	1 JUN 1978	F11	12.62	12.61	12.48	x 12.75	x		<b>12.75</b>	+0.1 SB
3	2799	KATYSHEV Ruslan	UKR	18 APR 1983	F11	11.71	12.11	x 12.50	12.21	11.76		<b>12.50</b>	+1.6 PB
4	2827	GILLETTE Elexis	USA	19 OCT 1984	F11	x 12.29	12.39	12.19	x 12.37			<b>12.39</b>	-1.4 SB
5	2263	PORRAS Xavier	ESP	22 AUG 1981	F11	12.19	11.88	11.59	11.89	11.91	x	<b>12.19</b>	-0.3
6	2351	BARAKAS Athanasios	GRE	22 OCT 1971	F11	11.18	11.49	11.67	x 11.52	11.23		<b>11.67</b>	+0.8 SB
7	2863	HERRERA Oscar David	VEN	17 OCT 1975	F11	11.34	x 11.19	x 11.19	x 11.19			<b>11.34</b>	-0.4 PB
8	2853	SAHATOV Miran	UZB	8 FEB 1991	F11	11.07	x 10.78	x 10.78	x 10.78	x		<b>11.07</b>	-0.7 PB
9	2083	dos SANTOS PEREIRA Luciano	BRA	30 OCT 1975	F11	x 11.02						<b>11.02</b>	-0.2
10	2262	PAREJO MAZA Martin	ESP	15 JUL 1989	F11	10.94	10.51	10.87				<b>10.94</b>	0.0 SB
	2669	KOPTEV Andrey	RUS	28 FEB 1984	F11	0.0	-0.5	-0.4				<b>DNS</b>	

Starting order	1	2	3	4	5	6	7	8	9	10	11
Initial	2262	2853	2146	2799	2263	2669	2827	2863	2351	2083	2662
Final	2853	2863	2351	2799	2263	2827	2146	2662			

## Weather conditions

Temperature: 18 °C Humidity: 83 % Conditions: Sunny

## LEGEND

DNS Did Not Start PB Personal Best SB Season Best x Failure



Olympic Stadium

THU 6 SEP 2012  
10:03

Athletics

Men's Triple Jump — F11

Final



## Start List

<b>WORLD RECORD</b>	<b>13.71m</b>	<b>LI Duan</b>	CHN	Beijing (CHN)	12 SEP 2008
<b>PARALYMPIC RECORD</b>	<b>13.71m</b>	<b>LI Duan</b>	CHN	Beijing (CHN)	12 SEP 2008

Order	Bib	Name	NPC Code	Date of Birth	Sport Class	PB	SB	1	2	3	Best	4	5	6	Result	Rank
1	2262	PAREJO MAZA Martin	ESP	15 JUL 1989	F11	11.00										
2	2853	SAHATOV Miran	UZB	8 FEB 1991	F11	10.61	10.61									
3	2146	LI Duan	CHN	1 JUN 1978	F11	12.93										
4	2799	KATYSHEV Ruslan	UKR	18 APR 1983	F11	12.36	11.55									
5	2263	PORRAS Xavier	ESP	22 AUG 1981	F11	12.85	12.55									
6	2669	KOPTEV Andrey	RUS	28 FEB 1984	F11	12.91										
7	2827	GILLETTE Elexis	USA	19 OCT 1984	F11	12.55										
8	2863	HERRERA Oscar David	VEN	17 OCT 1975	F11	11.00	11.00									
9	2351	BARAKAS Athanasios	GRE	22 OCT 1971	F11	12.13	11.26									
10	2083	dos SANTOS PEREIRA Luciano	BRA	30 OCT 1975	F11	12.27	12.27									
11	2662	GULIN Denis	RUS	13 NOV 1975	F11	13.20	13.20									

## LEGEND

PB Personal Best

SB Season's Best




Olympic Stadium

SAT 8 SEP 2012  
10:10

Athletics

Men's Triple Jump — F12

Final



## Results

<b>WORLD RECORD</b>	15.37m	AL SHANQITI Osamah Masaud	KSA	Beijing (CHN)	8 SEP 2008
<b>PARALYMPIC RECORD</b>	15.37m	AL SHANQITI Osamah Masaud	KSA	Beijing (CHN)	8 SEP 2008

Rank	Bib	Name	NPC Code	Date of Birth	Sport Class	1	2	3	4	5	6	Result	Wind
1	2064	PANYUTIN Oleg	AZE	10 MAY 1983	F12	15.02 +0.5	14.25 +0.4	14.02 -0.4	x -1.0	x 0.0	x -1.0	<b>15.02</b>	SB +0.5
2	2065	ZAYETS Vladimir	AZE	4 MAY 1981	F12	14.31 +0.5	15.01 0.0	14.35 0.0	14.98 -0.9	14.59 -1.0	14.81 -1.5	<b>15.01</b>	0.0
3	2135	DONG Hewei	CHN	1 SEP 1990	F12	13.85 -0.5	14.20 +0.9	x -0.5	x -0.1	12.38 -0.8	13.76 +0.2	<b>14.20</b>	PB +0.9
4	2072	BURDUKOU Sjarhei	BLR	12 SEP 1987	F12	13.59 +1.0	x +0.2	13.64 -0.8	13.80 -0.9	x -0.7	14.19 -0.4	<b>14.19</b>	PB -0.4
5	2484	AL SHANQITI Osamah Masaud	KSA	3 MAY 1976	F12	x +1.5	x -0.4	14.10 -0.8	x -0.7	13.32 -0.5	13.44 0.0	<b>14.10</b>	SB -0.8
6	2664	KEGELEV Evgeny	RUS	2 OCT 1986	F12	13.40 -0.6	13.67 +0.6	13.66 -0.5	13.41 -0.1	13.79 0.0	13.87 +0.5	<b>13.87</b>	PB +0.5
7	2854	SALIEV Doniyor	UZB	4 JUL 1994	F12	13.81 +0.3	13.64 0.0	13.56 -1.2	x -1.8	13.53 -1.0	13.53 +0.2	<b>13.81</b>	+0.3
8	2759	LIANG Keng-Chin	TPE	1 DEC 1982	F12	13.20 +0.1	13.60 -0.2	13.54 +0.4	13.47 -1.4	13.37 -1.0	13.30 -1.1	<b>13.60</b>	PB -0.2
9	2802	MYKHAILOV Sergii	UKR	27 JAN 1981	F12	12.14 -0.4	x +0.5	12.96 -0.6				<b>12.96</b>	-0.6
	2800	KYTSENKO Ivan	UKR	8 OCT 1976	F12	x +0.2	x 0.0	x 0.0				<b>NM</b>	

Starting order	1	2	3	4	5	6	7	8	9	10
Initial	2064	2072	2664	2854	2065	2800	2484	2135	2802	2759
Final	2759	2072	2664	2854	2484	2135	2065	2064		

## Weather conditions

Temperature: 16 °C Humidity: 64 % Conditions: Sunny

## LEGEND

**NM** No Mark      **PB** Personal Best      **SB** Season Best      **x** Failure



Olympic Stadium

SAT 8 SEP 2012  
10:10

Athletics

Men's Triple Jump — F12

Final



## Start List

<b>WORLD RECORD</b>	15.37m	AL SHANQITI Osamah Masaud	KSA	Beijing (CHN)	8 SEP 2008
<b>PARALYMPIC RECORD</b>	15.37m	AL SHANQITI Osamah Masaud	KSA	Beijing (CHN)	8 SEP 2008

Order	Bib	Name	NPC Code	Date of Birth	Sport Class	PB	SB	1	2	3	Best	4	5	6	Result	Rank
1	2064	PANYUTIN Oleg	AZE	10 MAY 1983	F12	15.09										
2	2072	BURDUKOU Siarhei	BLR	12 SEP 1987	F12	13.86	13.86									
3	2664	KEGELEV Evgeny	RUS	2 OCT 1986	F12	13.82	13.82									
4	2854	SALIEV Doniyor	UZB	4 JUL 1994	F12	14.39	14.39									
5	2065	ZAYETS Vladimir	AZE	4 MAY 1981	F12	15.08	15.08									
6	2800	KYTSENKO Ivan	UKR	8 OCT 1976	F12	14.88	13.83									
7	2484	AL SHANQITI Osamah Masaud	KSA	3 MAY 1976	F12	12.91	12.88									
8	2135	DONG Hewei	CHN	1 SEP 1990	F12	13.64	13.64									
9	2802	MYKHAILOV Sergii	UKR	27 JAN 1981	F12	13.35	13.25									
10	2759	LIANG Keng-Chin	TPE	1 DEC 1982	F12	13.38	13.38									

## LEGEND

PB Personal Best

SB Season's Best



Olympic Stadium

SAT 1 SEP 2012  
19:40

Athletics

Men's Triple Jump — F46

Final



## Results

<b>WORLD RECORD</b>	<b>15.20m</b>	<b>LIU Fuliang</b>	CHN	London (GBR)	1 SEP 2012
<b>PARALYMPIC RECORD</b>	<b>15.20m</b>	<b>LIU Fuliang</b>	CHN		1 SEP 2012

Rank	Bib	Name	NPC Code	Date of Birth	Sport Class	1	2	3	4	5	6	Result	Wind
1	2151	LIU Fuliang	CHN	27 AUG 1991	F46	15.15 +0.1	x -0.8	x -0.9	14.27 +0.3	15.20 +1.1	14.44 -1.0	<b>15.20</b>	WR +1.1
2	2283	ASSOUMANI Arnaud	FRA	4 SEP 1985	F46	x +1.4	x +0.4	13.78 -2.4	x -1.4	13.56 -0.3	14.28 -0.8	<b>14.28</b>	RR -0.8
3	2075	SUBOTA Aliaksandr	BLR	28 AUG 1984	F46	13.50 +0.9	13.66 +0.2	13.56 -0.1	13.89 +0.4	14.00 +1.4	14.00 -0.8	<b>14.00</b>	PB +1.4
4	2059	HASANOV Huseyn	AZE	26 SEP 1986	F46	13.74 +2.5	13.32 +0.9	13.29 -0.4	13.51 -0.2	13.52 -0.3	13.46 +0.2	<b>13.74</b>	*SB +2.5
5	2823	FAWEHINMI Tobi	USA	14 AUG 1995	F46	13.58 +0.1	x -0.6	x -0.7	x +0.3	x -0.3	x +0.8	<b>13.58</b>	RR +0.1
6	2518	BAHTIAR Eryanto	MAS	7 AUG 1986	F46	13.45 -0.1	x +1.0	13.23 -0.3	13.28 -0.1	13.02 +0.7	x +0.3	<b>13.45</b>	PB -0.1
7	2378	HARTANTO Setiyo Budi	INA	6 MAY 1986	F46	13.41 +0.2	12.90 +0.9	13.13 +0.7	x -0.3	12.81 -0.4	-	<b>13.41</b>	PB +0.2
8	2249	ANDUJAR ARROYO Antonio	ESP	5 MAY 1978	F46	13.19 -0.3	x -1.4	13.38 -0.5	x -0.5	x +0.2	x +0.7	<b>13.38</b>	SB -0.5

Starting order	1	2	3	4	5	6	7	8
Initial	2283	2151	2518	2378	2249	2823	2075	2059
Final	2249	2378	2518	2823	2075	2059	2283	2151

## Weather conditions

Temperature: 21 °C Humidity: 62 % Conditions: Mostly cloudy

## NOTES

\*: Performances achieved with assisting wind in excess of 2.0 m/s cannot be recognized as records.  
For bib 2059, 13.52m is recognized as a new SB

## LEGEND

-	Pass	<b>PB</b>	Personal Best	<b>RR</b>	Regional Record	<b>SB</b>	Season Best
<b>WR</b>	World Record	<b>x</b>	Failure				



Olympic Stadium

SAT 1 SEP 2012  
19:40

Athletics

Men's Triple Jump — F46

Final



## Start List

<b>WORLD RECORD</b>	<b>14.18m</b>	<b>ZHANG Hong Wei</b>	CHN	Sydney, NSW (AUS)	28 OCT 2000
<b>PARALYMPIC RECORD</b>	<b>14.18m</b>	<b>ZHANG Hong Wei</b>	CHN	Sydney, NSW (AUS)	28 OCT 2000

Order	Bib	Name	NPC Code	Date of Birth	Sport Class	PB	SB	1	2	3	Best	4	5	6	Result	Rank
1	2283	ASSOUMANI Arnaud	FRA	4 SEP 1985	F46	14.23	14.23									
2	2151	LIU Fuliang	CHN	27 AUG 1991	F46	14.73										
3	2518	BAHTIAR Eryanto	MAS	7 AUG 1986	F46	13.21	13.21									
4	2378	HARTANTO Setiyo Budi	INA	6 MAY 1986	F46	12.29										
5	2249	ANDUJAR ARROYO Antonio	ESP	5 MAY 1978	F46	13.40	13.04									
6	2823	FAWEHINMI Tobi	USA	14 AUG 1995	F46	13.45	13.45									
7	2075	SUBOTA Aliaksandr	BLR	28 AUG 1984	F46	13.58	13.30									
8	2059	HASANOV Huseyn	AZE	26 SEP 1986	F46	13.56										

## LEGEND

**PB** Personal Best                      **SB** Season's Best




Olympic Stadium

MON 3 SEP 2012  
10:00

Athletics

Men's Shot Put — F11/12

Final



## Results

### F11 Records

<b>WORLD RECORD</b>	<b>15.26m</b>	<b>CASINO David</b>	ESP	Sydney, NSW (AUS)	20 OCT 2000
<b>PARALYMPIC RECORD</b>	<b>15.26m</b>	<b>CASINO David</b>	ESP	Sydney, NSW (AUS)	20 OCT 2000

### F12 Records

<b>WORLD RECORD</b>	<b>16.62m</b>	<b>SUN Haitao</b>	CHN	Athens (GRE)	21 SEP 2004
<b>PARALYMPIC RECORD</b>	<b>16.62m</b>	<b>SUN Haitao</b>	CHN	Athens (GRE)	21 SEP 2004

Rank	Bib	Name	NPC Code	Date of Birth	Sport Class	1	2	3	4	5	6	Result (Points)	
1	2797	HOLIVETS Andrii	UKR	27 FEB 1972	F12	x	15.00 (959)	15.16 (964)	15.54 (975)	16.25 (991)	16.03 (987)	16.25 <b>(991)</b>	RR
2	2653	ANDRYUSHCHENKO Vladimir	RUS	8 APR 1982	F12	14.39 (938)	14.05 (924)	14.23 (932)	14.55 (944)	15.21 (966)	x	15.21 <b>(966)</b>	SB
3	2045	SHORT Russell	AUS	7 MAY 1969	F12	14.45 (940)	14.33 (936)	14.17 (929)	14.23 (932)	14.73 (950)	14.26 (933)	14.73 <b>(950)</b>	SB
4	2801	LISHCHYNSKYI Vasyi	UKR	18 MAR 1964	F11	12.58 (922)	11.72 (873)	11.84 (881)	12.52 (919)	13.09 (945)	12.80 (932)	13.09 <b>(945)</b>	
5	2253	CASINO David	ESP	15 FEB 1972	F11	12.57 (922)	12.56 (921)	13.01 (942)	x	x	13.01 (942)	13.01 <b>(942)</b>	
6	2074	HRYBANAU Siarhei	BLR	19 FEB 1972	F12	13.43 (894)	13.48 (897)	13.63 (905)	13.32 (888)	13.65 (906)	x	13.65 <b>(906)</b>	
7	2681	SHATALOV Sergei	RUS	15 JAN 1983	F12	13.02 (871)	12.36 (827)	13.04 (872)	x	13.02 (871)	13.63 (905)	13.63 <b>(905)</b>	
8	2053	MARINKOVIC Bii	AUT	16 AUG 1973	F11	11.79 (877)	11.91 (885)	11.98 (889)	12.21 (903)	x	x	12.21 <b>(903)</b>	SB
9	2187	RODRIGUEZ GONZALES Edwin	COL	8 MAR 1978	F11	10.13 (734)	10.46 (769)	11.33 (845)				11.33 <b>(845)</b>	
10	2500	URBONAS Rolandas	LTU	11 AUG 1972	F12	12.13 (810)	11.79 (782)	12.14 (810)				12.14 <b>(810)</b>	
11	2760	GREENE Ronald Carlos	TRI	27 DEC 1968	F11	9.59 (671)	10.87 (807)	10.20 (742)				10.87 <b>(807)</b>	PB
12	2860	BELLO Anibal	VEN	27 MAY 1968	F11	10.00 (720)	10.83 (804)	x				10.83 <b>(804)</b>	
13	2412	AL-SAAADI Mahdi	IRQ	1 FEB 1972	F12	10.99 (705)	10.80 (685)	11.12 (719)				11.12 <b>(719)</b>	
14	2023	BALDASSARRI Sebastian	ARG	30 DEC 1976	F11	9.39 (645)	9.87 (705)	9.16 (614)				9.87 <b>(705)</b>	
15	2372	LEIVA Isaac	GUA	2 JUN 1979	F11	9.59 (671)	9.83 (700)	8.65 (541)				9.83 <b>(700)</b>	
16	2413	HASSAIN Hameed	IRQ	1 JUL 1962	F11	9.41 (648)	9.14 (612)	9.81 (698)				9.81 <b>(698)</b>	
17	2237	OLIVERO ENCARNACION Alfonso	DOM	4 MAY 1970	F11	9.54 (665)	9.80 (697)	x				9.80 <b>(697)</b>	PB
18	2619	GONCALVES Nelson	POR	22 JUL 1975	F11	9.51 (661)	9.52 (662)	9.74 (689)				9.74 <b>(689)</b>	
19	2025	PAZ Sergio	ARG	17 AUG 1971	F11	9.12 (609)	9.13 (610)	9.43 (650)				9.43 <b>(650)</b>	
20	2083	dos SANTOS PEREIRA Luciano	BRA	30 OCT 1975	F11	8.63 (538)	9.29 (632)	9.26 (628)				9.29 <b>(632)</b>	
	2484	AL SHANQITI Osamah Masaud	KSA	3 MAY 1976	F12	x	x	x				NM	

Starting order	1	2	3	4	5	6	7	8	9	10	11	12	13	14	15	16
Initial	2760	2484	2023	2412	2619	2413	2681	2074	2045	2797	2253	2237	2187	2860	2801	2653
Final	2681	2053	2074	2801	2653	2045	2253	2797								

Starting order	17	18	19	20	21											
Initial	2053	2025	2372	2500	2083											
Final																

### Weather conditions

Temperature: 17 °C Humidity: 82 % Conditions: Sunny

### LEGEND

<b>NM</b>	No Mark	<b>PB</b>	Personal Best	<b>RR</b>	Regional Record	<b>SB</b>	Season Best
<b>x</b>	Failure						



Olympic Stadium

MON 3 SEP 2012  
10:00

Athletics

Men's Shot Put — F11/12

Final



## Start List

## F11 Records

<b>WORLD RECORD</b>	<b>15.26m</b>	<b>CASINO David</b>	ESP	Sydney, NSW (AUS)	20 OCT 2000
<b>PARALYMPIC RECORD</b>	<b>15.26m</b>	<b>CASINO David</b>	ESP	Sydney, NSW (AUS)	20 OCT 2000

## F12 Records

<b>WORLD RECORD</b>	<b>16.62m</b>	<b>SUN Haitao</b>	CHN	Athens (GRE)	21 SEP 2004
<b>PARALYMPIC RECORD</b>	<b>16.62m</b>	<b>SUN Haitao</b>	CHN	Athens (GRE)	21 SEP 2004

Order	Bib	Name	NPC Code	Date of Birth	Sport Class	PB	SB	1	2	3	Best	4	5	6	Result	Rank
1	2760	GREENE Ronald Carlos	TRI	27 DEC 1968	F11	10.71	10.71									
2	2484	AL SHANQITI Osamah Masaud	KSA	3 MAY 1976	F12	10.69	10.69									
3	2023	BALDASSARRI Sebastian	ARG	30 DEC 1976	F11	11.73	10.28									
4	2412	AL-SAAD I Mahdi	IRQ	1 FEB 1972	F12	11.35	11.35									
5	2619	GONCALVES Nelson	POR	22 JUL 1975	F11	10.13	10.13									
6	2413	HASSAIN Hameed	IRQ	1 JUL 1962	F11	11.21	10.06									
7	2681	SHATALOV Sergei	RUS	15 JAN 1983	F12	13.74	13.74									
8	2074	HRYBANAU Siarhei	BLR	19 FEB 1972	F12	14.62	13.81									
9	2045	SHORT Russell	AUS	7 MAY 1969	F12	15.57	14.70									
10	2797	HOLIVETS Andrii	UKR	27 FEB 1972	F12	15.72	15.72									
11	2253	CASINO David	ESP	15 FEB 1972	F11	14.33	13.50									
12	2237	OLIVERO ENCARNACION Alfonso	DOM	4 MAY 1970	F11	9.48	9.48									
13	2187	RODRIGUEZ GONZALES Edwin	COL	8 MAR 1978	F11	11.98	11.91									
14	2860	BELLO Anibal	VEN	27 MAY 1968	F11	11.43	11.08									
15	2801	LISHCHYNSKYI Vasyi	UKR	18 MAR 1964	F11	13.53	13.49									
16	2653	ANDRYUSHCHENKO Vladimir	RUS	8 APR 1982	F12	15.27	14.75									
17	2053	MARINKOVIC Bil	AUT	16 AUG 1973	F11	12.81	12.01									
18	2025	PAZ Sergio	ARG	17 AUG 1971	F11	10.82	10.61									
19	2372	LEIVA Isaac	GUA	2 JUN 1979	F11	9.89	9.89									
20	2500	URBONAS Rolandas	LTU	11 AUG 1972	F12	13.16	13.16									
21	2083	dos SANTOS PEREIRA Luciano	BRA	30 OCT 1975	F11	10.46	10.46									

## LEGEND

**PB** Personal Best                      **SB** Season's Best





Olympic Stadium

FRI 7 SEP 2012  
19:05

Athletics

Men's Shot Put — F20

Final



## Results

<b>WORLD RECORD</b>	<b>16.09m</b>	<b>HODGETTS Todd</b>	AUS	Melbourne, VIC (AUS)	14 APR 2012
<b>PARALYMPIC RECORD</b>	<b>13.10m</b>	<b>KACZMAREK Krzysztof</b>	POL	Sydney, NSW (AUS)	23 OCT 2000

Rank	Bib	Name	NPC Code	Date of Birth	Sport Class	1	2	3	4	5	6	Result
1	2034	HODGETTS Todd	AUS	23 MAR 1988	F20	15.62	15.42	16.24	16.29	15.86	15.36	<b>16.29</b> WR
2	2730	IGE Jeffrey	SWE	29 NOV 1983	F20	13.84	14.61	15.50	14.56	14.80	13.64	<b>15.50</b> RR
3	2522	ZOLKEFLI Muhammad Ziyad	MAS	15 MAR 1990	F20	13.79	15.21	x	14.35	14.13	14.36	<b>15.21</b> PB
4	2361	NIKOLAIDIS Efstratios	GRE	19 SEP 1985	F20	13.43	13.89	14.29	13.41	x	14.51	<b>14.51</b> PB
5	2862	HERNANDEZ Danyelo	VEN	16 NOV 1988	F20	12.95	11.39	13.10	13.03	13.34	13.18	<b>13.34</b> PB
6	2048	SUTTON Lindsay	AUS	23 OCT 1989	F20	13.04	12.02	12.28	12.87	13.03	12.68	<b>13.04</b>
7	2869	VALDES Ronny	VEN	30 SEP 1988	F20	12.53	12.33	12.68	x	12.79	x	<b>12.79</b> PB
8	2352	DIBIDIS Kostas	GRE	3 JUN 1990	F20	12.67	x	12.79	x	x	12.55	<b>12.79</b>
9	2269	BERGMANN Juri	EST	12 SEP 1988	F20	11.86	12.09	11.93				<b>12.09</b> PB
10	2765	FATNASSI Dali	TUN	5 AUG 1983	F20	x	11.35	11.99				<b>11.99</b>
11	2296	RUMEAU Damien	FRA	28 JUN 1988	F20	11.36	11.02	x				<b>11.36</b>
12	2622	MARQUES Ricardo	POR	31 JUL 1978	F20	10.97	10.86	x				<b>10.97</b>
13	2628	BENITEZ SANCHEZ Jose	PUR	1 JAN 1972	F20	x	9.88	x				<b>9.88</b>

Starting order	1	2	3	4	5	6	7	8	9	10	11	12	13
Initial	2269	2730	2034	2628	2352	2622	2765	2048	2869	2361	2522	2862	2296
Final	2869	2352	2048	2862	2361	2522	2730	2034					

## Weather conditions

Temperature: 26 °C

Humidity: 30 %

Conditions: Sunny

## LEGEND

**PB** Personal Best      **RR** Regional Record      **WR** World Record      **x** Failure



Olympic Stadium

FRI 7 SEP 2012  
19:05

Athletics

Men's Shot Put — F20

Final



## Start List

<b>WORLD RECORD</b>	<b>16.09m</b>	<b>HODGETTS Todd</b>	AUS	Melbourne, VIC (AUS)	14 APR 2012
<b>PARALYMPIC RECORD</b>	<b>13.10m</b>	<b>KACZMAREK Krzysztof</b>	POL	Sydney, NSW (AUS)	23 OCT 2000

Order	Bib	Name	NPC Code	Date of Birth	Sport Class	PB	SB	1	2	3	Best	4	5	6	Result	Rank
1	2269	BERGMANN Juri	EST	12 SEP 1988	F20	11.83	11.46									
2	2730	IGE Jeffrey	SWE	29 NOV 1983	F20	15.16	13.50									
3	2034	HODGETTS Todd	AUS	23 MAR 1988	F20	16.09	16.09									
4	2628	BENITEZ SANCHEZ Jose	PUR	1 JAN 1972	F20	10.58	10.58									
5	2352	DIBIDIS Kostas	GRE	3 JUN 1990	F20	13.44	13.44									
6	2622	MARQUES Ricardo	POR	31 JUL 1978	F20	11.68	11.41									
7	2765	FATNASSI Dali	TUN	5 AUG 1983	F20	13.09	12.37									
8	2048	SUTTON Lindsay	AUS	23 OCT 1989	F20	13.58	13.58									
9	2869	VALDES Ronny	VEN	30 SEP 1988	F20	12.46	12.46									
10	2361	NIKOLAIDIS Efstratios	GRE	19 SEP 1985	F20	13.14	13.01									
11	2522	ZOLKEFLI Muhammad Ziyad	MAS	15 MAR 1990	F20	13.79	13.79									
12	2862	HERNANDEZ Danyelo	VEN	16 NOV 1988	F20	12.98										
13	2296	RUMEAU Damien	FRA	28 JUN 1988	F20	12.24	12.24									

## LEGEND

PB Personal Best

SB Season's Best




Olympic Stadium

WED 5 SEP 2012  
10:03

Athletics

Men's Shot Put — F32/33

Final



## Results

## F32 Records

<b>WORLD RECORD</b>	<b>10.89m</b>	<b>BETINA Karim</b>	ALG	Christchurch (NZL)	22 JAN 2011
<b>PARALYMPIC RECORD</b>	<b>10.65m</b>	<b>BETINA Karim</b>	ALG	Beijing (CHN)	8 SEP 2008

## F33 Records

<b>WORLD RECORD</b>	<b>12.24m</b>	<b>KARDJENA Kamel</b>	ALG	Christchurch (NZL)	22 JAN 2011
<b>PARALYMPIC RECORD</b>	<b>12.14m</b>	<b>KARDJENA Kamel</b>	ALG		5 SEP 2012

Rank	Bib	Name	NPC Code	Date of Birth	Sport Class	1	2	3	4	5	6	Result (Points)	
1	2013	KARDJENA Kamel	ALG	26 MAY 1981	F33	11.73 (982)	12.14 (997)	10.65 (931)	8.59 (771)	10.57 (926)	10.20 (903)	12.14 <b>(997)</b>	PR
2	2007	BETINA Karim	ALG	18 AUG 1978	F32	10.37 (976)	x	x	10.14 (965)	x	x	10.37 <b>(976)</b>	
3	2003	BAKIRI Mounir	ALG	14 SEP 1977	F32	9.49 (929)	8.12 (818)	x	8.26 (831)	8.96 (892)	8.65 (867)	9.49 <b>(929)</b>	
4	2609	SOCHAL Maciej	POL	29 AUG 1987	F32	9.18 (908)	8.91 (888)	x	8.50 (854)	8.63 (865)	x	9.18 <b>(908)</b>	RR
5	2513	OUADDALI Youssef	MAR	2 FEB 1987	F32	7.93 (798)	7.41 (739)	7.18 (710)	8.39 (844)	8.32 (837)	7.64 (766)	8.39 <b>(844)</b>	PB
6	2490	NASER Mohammad	KUW	11 MAY 1991	F32	7.61 (762)	7.71 (774)	7.95 (800)	6.89 (671)	7.20 (712)	7.42 (740)	7.95 <b>(800)</b>	RR
7	2785	ALHOUSANI Ahmed	UAE	8 MAR 1987	F33	7.76 (677)	x	8.89 (800)	8.45 (756)	8.27 (737)	8.33 (743)	8.89 <b>(800)</b>	SB
8	2369	ZISIDIS Dimitrios	GRE	26 MAR 1975	F32	7.08 (696)	7.24 (717)	7.48 (747)	7.17 (708)	7.21 (713)	7.27 (721)	7.48 <b>(747)</b>	SB
9	2486	ALNAKHLI Hani	KSA	14 MAR 1986	F33	7.94 (699)	8.16 (724)	7.90 (694)				8.16 <b>(724)</b>	
10	2767	IDOUDI Mourad	TUN	3 SEP 1984	F33	x	7.65 (664)	x				7.65 <b>(664)</b>	
11	2491	SALEH Naser M S	KUW	5 MAY 1984	F33	7.46 (639)	x	x				7.46 <b>(639)</b>	
	2787	ALSHEKAILI Abdulaziz	UAE	19 OCT 1986	F33	x	x	x				NM	

Starting order	1	2	3	4	5	6	7	8	9	10	11	12
Initial	2003	2486	2007	2767	2609	2490	2785	2491	2513	2369	2013	2787
Final	2003		2007		2609	2490	2785		2513	2369	2013	

## Weather conditions

Temperature: 16 °C

Humidity: 50 %

Conditions: Sunny

## LEGEND

<b>NM</b>	No Mark	<b>PB</b>	Personal Best	<b>PR</b>	Paralympic Record	<b>RR</b>	Regional Record
<b>SB</b>	Season Best	<b>x</b>	Failure				




Olympic Stadium

WED 5 SEP 2012  
10:03

Athletics

Men's Shot Put — F32/33

Final



## Start List

## F32 Records

<b>WORLD RECORD</b>	<b>10.89m</b>	<b>BETINA Karim</b>	ALG	Christchurch (NZL)	22 JAN 2011
<b>PARALYMPIC RECORD</b>	<b>10.65m</b>	<b>BETINA Karim</b>	ALG	Beijing (CHN)	8 SEP 2008

## F33 Records

<b>WORLD RECORD</b>	<b>12.24m</b>	<b>KARDJENA Kamel</b>	ALG	Christchurch (NZL)	22 JAN 2011
<b>PARALYMPIC RECORD</b>	<b>11.54m</b>	<b>KARDJENA Kamel</b>	ALG	Beijing (CHN)	12 SEP 2008

Order	Bib	Name	NPC Code	Date of Birth	Sport Class	PB	SB	1	2	3	Best	4	5	6	Result	Rank
1	2003	BAKIRI Mounir	ALG	14 SEP 1977	F32	10.30	10.29									
2	2486	ALNAKHLI Hani	KSA	14 MAR 1986	F33	8.19	8.19									
3	2007	BETINA Karim	ALG	18 AUG 1978	F32	10.89	10.69									
4	2767	IDOUDI Mourad	TUN	3 SEP 1984	F33	9.38	9.09									
5	2609	SOCHAL Maciej	POL	29 AUG 1987	F32	8.67	8.64									
6	2490	NASER Mohammad	KUW	11 MAY 1991	F32	7.51	7.51									
7	2785	ALHOUSANI Ahmed	UAE	8 MAR 1987	F33	9.21	8.64									
8	2491	SALEH Naser M S	KUW	5 MAY 1984	F33	8.09	8.09									
9	2513	OUADDALI Youssef	MAR	2 FEB 1987	F32	7.25	7.25									
10	2369	ZISIDIS Dimitrios	GRE	26 MAR 1975	F32	9.05	7.22									
11	2013	KARDJENA Kamel	ALG	26 MAY 1981	F33	12.24	11.45									
12	2787	ALSHEKAILI Abdulaziz	UAE	19 OCT 1986	F33	9.04	9.04									

## LEGEND

PB Personal Best

SB Season's Best



Olympic Stadium

TUE 4 SEP 2012  
19:01

Athletics

Men's Shot Put — F34

Final



## Results

<b>WORLD RECORD</b>	<b>13.10m</b>	<b>NOUIRI Azeddine</b>	MAR	London (GBR)	4 SEP 2012
<b>PARALYMPIC RECORD</b>	<b>13.10m</b>	<b>NOUIRI Azeddine</b>	MAR		4 SEP 2012

Rank	Bib	Name	NPC Code	Date of Birth	Sport Class	1	2	3	4	5	6	Result
1	2512	NOUIRI Azeddine	MAR	21 JUL 1986	F34	12.20	13.10	12.69	11.76	12.05	12.09	<b>13.10</b> WR
2	2393	KAEDI Mohsen	IRI	19 APR 1987	F34	11.64	12.51	12.52	12.94	12.31	12.72	<b>12.94</b> RR
3	2285	CIBONE Thierry	FRA	8 AUG 1973	F34	12.23	x	11.94	11.50	11.34	12.86	<b>12.86</b> RR
4	2659	EL'MIN Alexander	RUS	3 MAY 1991	F34	12.76	12.11	11.82	11.76	12.23	11.32	<b>12.76</b> PB
5	2191	VALENCIA Mauricio	COL	28 DEC 1987	F34	11.62	11.18	11.82	x	x	x	<b>11.82</b> RR
6	2126	PETTEY Kyle	CAN	24 SEP 1983	F34	11.41	x	11.41	x	11.15	10.99	<b>11.41</b> SB
7	2327	WEST Daniel	GBR	15 DEC 1977	F34	11.37	10.63	11.19	10.67	11.00	11.20	<b>11.37</b> =PB
8	2161	WANG Yanzhang	CHN	31 MAY 1991	F34	11.00	10.79	10.86	10.12	10.67	10.65	<b>11.00</b> PB
9	2629	ABDULRAHMAN Abdulrahman Abdulqadir	QAT	7 SEP 1988	F34	9.27	9.45	10.86				<b>10.86</b> PB
10	2769	KRID Mohamed Ali	TUN	12 MAY 1991	F34	10.55	10.21	9.81				<b>10.55</b> SB
11	2036	MACDONALD Hamish	AUS	19 AUG 1974	F34	10.11	10.34	10.31				<b>10.34</b> SB
12	2028	BOWEN Damien	AUS	14 MAY 1984	F34	10.21	10.19	x				<b>10.21</b>
13	2298	TALATINI Jean Pierre	FRA	18 APR 1976	F34	x	10.18	10.08				<b>10.18</b>
14	2304	ADAMS Jonathan	GBR	11 SEP 1992	F34	8.53	9.23	9.84				<b>9.84</b>
15	2407	O DWYER Raymond	IRL	17 MAR 1990	F34	8.27	8.66	8.86				<b>8.86</b>
	2388	ABBARIKI Salman	IRI	21 SEP 1986	F34	x	x	x				<b>NM</b>

Starting order	1	2	3	4	5	6	7	8	9	10	11	12	13	14	15	16
Initial	2028	2769	2327	2304	2512	2298	2191	2285	2388	2659	2126	2393	2036	2161	2629	2407
Final	2161	2327	2126	2191	2285	2393	2659	2512								

## Weather conditions

Temperature: 24 °C

Humidity: 57 %

Conditions: Cloudy

## LEGEND

=PB Equal Personal Best  
SB Season BestNM No Mark  
WR World RecordPB Personal Best  
x Failure

RR Regional Record



Olympic Stadium

TUE 4 SEP 2012  
19:03

Athletics

Men's Shot Put — F34

Final



## Start List

<b>WORLD RECORD</b>	<b>11.57m</b>	<b>EL'MIN Alexander</b>	RUS	Zagreb (CRO)	5 MAY 2012
<b>PARALYMPIC RECORD</b>	<b>11.16m</b>	<b>MACDONALD Hamish</b>	AUS	Athens (GRE)	21 SEP 2004

Order	Bib	Name	NPC Code	Date of Birth	Sport Class	PB	SB	1	2	3	Best	4	5	6	Result	Rank
1	2028	BOWEN Damien	AUS	14 MAY 1984	F34	10.35	10.32									
2	2769	KRID Mohamed Ali	TUN	12 MAY 1991	F34	10.63	10.30									
3	2327	WEST Daniel	GBR	15 DEC 1977	F34	11.37	11.30									
4	2304	ADAMS Jonathan	GBR	11 SEP 1992	F34	10.59	10.21									
5	2512	NOUIRI Azeddine	MAR	21 JUL 1986	F34	10.00	9.90									
6	2298	TALATINI Jean Pierre	FRA	18 APR 1976	F34	10.95	10.95									
7	2191	VALENCIA Mauricio	COL	28 DEC 1987	F34	11.39	11.39									
8	2285	CIBONE Thierry	FRA	8 AUG 1973	F34	12.22	11.38									
9	2388	ABBARIKI Salman	IRI	21 SEP 1986	F34	10.91	10.82									
10	2659	EL'MIN Alexander	RUS	3 MAY 1991	F34	11.95	11.95									
11	2126	PETTEY Kyle	CAN	24 SEP 1983	F34	11.44	11.31									
12	2393	KAEDI Mohsen	IRI	19 APR 1987	F34	11.53	11.53									
13	2036	MACDONALD Hamish	AUS	19 AUG 1974	F34	11.16	10.21									
14	2161	WANG Yanzhang	CHN	31 MAY 1991	F34	10.01										
15	2629	ABDULRAHMAN Abdulrahman Abdulqadir	QAT	7 SEP 1988	F34	9.94										
16	2407	O DWYER Raymond	IRL	17 MAR 1990	F34	9.49	9.49									

## LEGEND

PB Personal Best

SB Season's Best



Olympic Stadium

WED 5 SEP 2012  
11:10

Athletics

Men's Shot Put — F37/38

Final



## Results

## F37 Records

<b>WORLD RECORD</b>	17.52m	XIA Dong	CHN	London (GBR)	5 SEP 2012
<b>PARALYMPIC RECORD</b>	17.52m	XIA Dong	CHN		5 SEP 2012

## F38 Records

<b>WORLD RECORD</b>	15.58m	ABDELWARETH Ibrahim Ahmed	EGY	Christchurch (NZL)	27 JAN 2011
<b>PARALYMPIC RECORD</b>	15.53m	ABDELWARETH Ibrahim Ahmed	EGY		5 SEP 2012

Rank	Bib	Name	NPC Code	Date of Birth	Sport Class	1	2	3	4	5	6	Result (Points)	
1	2164	XIA Dong	CHN	6 JUN 1984	F37	17.26 (1013)	17.52 (1018)	x	16.33 (993)	x	16.86 (1005)	17.52 <b>(1018)</b>	WR
2	2238	ABDELWARETH Ibrahim Ahmed	EGY	16 DEC 1988	F38	14.71 (986)	15.15 (998)	15.53 (1007)	14.99 (994)	15.17 (998)	15.44 (1005)	15.53 <b>(1007)</b>	PR
3	2390	HARDANI Javad	IRI	22 MAR 1984	F38	15.27 (1001)	14.47 (979)	15.34 (1002)	x	14.41 (977)	15.43 (1005)	15.43 <b>(1005)</b>	RR
4	2794	DOROSHENKO Oleksandr	UKR	1 SEP 1981	F38	15.02 (994)	14.26 (972)	14.69 (985)	x	14.22 (970)	14.93 (992)	15.02 <b>(994)</b>	
5	2593	BLATKIEWICZ Tomasz	POL	28 NOV 1972	F37	14.86 (948)	15.18 (959)	14.80 (946)	x	x	14.67 (941)	15.18 <b>(959)</b>	PB
6	2499	BILIUS Mindaugas	LTU	13 FEB 1982	F37	14.38 (929)	x	15.16 (959)	14.07 (915)	14.36 (928)	14.73 (943)	15.16 <b>(959)</b>	PB
7	2774	OUERFELLI Hamdi	TUN	14 JUN 1989	F38	13.24 (931)	x	x	x	12.68 (903)	13.74 (953)	13.74 <b>(953)</b>	
8	2219	GREZL Dusan	CZE	4 MAY 1979	F38	12.88 (914)	12.67 (903)	12.99 (920)	x	13.40 (939)	12.65 (902)	13.40 <b>(939)</b>	PB
9	2106	MESHAIMA Ahmed	BRN	11 OCT 1983	F37	13.52 (887)	13.39 (880)	13.33 (877)				13.52 <b>(887)</b>	PB
10	2809	ZHABNYAK Mykola	UKR	30 SEP 1979	F37	12.59 (830)	13.08 (862)	12.99 (856)				13.08 <b>(862)</b>	
11	2851	NORBEKOV Khusniddin	UZB	23 MAY 1987	F37	11.92 (781)	12.79 (844)	13.03 (859)				13.03 <b>(859)</b>	
12	2852	PANAFIDIN Ivan	UZB	19 MAY 1980	F38	9.69 (658)	9.76 (666)	x				9.76 <b>(666)</b>	SB

Starting order	1	2	3	4	5	6	7	8	9	10	11	12
Initial	2219	2851	2499	2106	2238	2593	2809	2164	2794	2852	2390	2774
Final	2219	2774	2499	2593	2794	2390	2238	2164				

## Weather conditions

Temperature: 16 °C Humidity: 50 % Conditions: Sunny

## LEGEND

**PB** Personal Best      **PR** Paralympic Record      **RR** Regional Record      **SB** Season Best  
**WR** World Record      **x** Failure




Olympic Stadium

WED 5 SEP 2012  
11:10

Athletics

Men's Shot Put — F37/38

Final



## Start List

## F37 Records

<b>WORLD RECORD</b>	<b>16.60m</b>	<b>XIA Dong</b>	CHN	Beijing (CHN)	13 SEP 2008
<b>PARALYMPIC RECORD</b>	<b>16.60m</b>	<b>XIA Dong</b>	CHN	Beijing (CHN)	13 SEP 2008

## F38 Records

<b>WORLD RECORD</b>	<b>15.58m</b>	<b>ABDELWARETH Ibrahim Ahmed</b>	EGY	Christchurch (NZL)	27 JAN 2011
<b>PARALYMPIC RECORD</b>	<b>14.87m</b>	<b>DOROSHENKO Oleksandr</b>	UKR	Athens (GRE)	20 SEP 2004

Order	Bib	Name	NPC Code	Date of Birth	Sport Class	PB	SB	1	2	3	Best	4	5	6	Result	Rank
1	2219	GREZL Dusan	CZE	4 MAY 1979	F38	13.29	13.00									
2	2851	NORBEKOV Khusniddin	UZB	23 MAY 1987	F37	13.17	13.17									
3	2499	BILIUS Mindaugas	LTU	13 FEB 1982	F37	14.98	14.98									
4	2106	MESHAIMA Ahmed	BRN	11 OCT 1983	F37	13.14	12.16									
5	2238	ABDELWARETH Ibrahim Ahmed	EGY	16 DEC 1988	F38	15.58	15.09									
6	2593	BLATKIEWICZ Tomasz	POL	28 NOV 1972	F37	14.73	14.68									
7	2809	ZHABNYAK Mykola	UKR	30 SEP 1979	F37	13.89	13.89									
8	2164	XIA Dong	CHN	6 JUN 1984	F37	16.24										
9	2794	DOROSHENKO Oleksandr	UKR	1 SEP 1981	F38	15.15	15.12									
10	2852	PANAFIDIN Ivan	UZB	19 MAY 1980	F38	11.29	9.44									
11	2390	HARDANI Javad	IRI	22 MAR 1984	F38	14.38	14.38									
12	2774	OUERFELLI Hamdi	TUN	14 JUN 1989	F38	13.77	13.77									

## LEGEND

**PB** Personal Best                      **SB** Season's Best






Olympic Stadium

THU 6 SEP 2012  
10:49

Athletics

Men's Shot Put — F40

Final



## Results

<b>WORLD RECORD</b>	<b>13.01m</b>	<b>STATHELAKOS Paschalis</b>	GRE	Stadskanaal (NED)	28 JUN 2012
---------------------	---------------	------------------------------	-----	-------------------	-------------

Rank	Bib	Name	NPC Code	Date of Birth	Sport Class	1	2	3	4	5	6	Result
1	2162	WANG Zhiming	CHN	1 MAR 1992	F40	14.46	13.28	12.61	12.67	12.40	12.43	<b>14.46</b> WR
2	2010	GHERZOULI Hocine	ALG	18 AUG 1989	F40	12.29	12.51	12.57	x	12.26	12.91	<b>12.91</b> RR
3	2365	STATHELAKOS Paschalis	GRE	24 FEB 1991	F40	x	12.34	12.78	x	x	x	<b>12.78</b>
4	2610	TYSZKOWSKI Bartosz	POL	25 JAN 1994	F40	11.92	11.37	x	11.98	x	11.81	<b>11.98</b>
5	2312	DUKE Kyron	GBR	12 OCT 1992	F40	10.28	10.56	10.34	9.89	10.84	11.24	<b>11.24</b> PB
6	2771	MEJRI Sofyane	TUN	24 OCT 1985	F40	10.07	10.71	10.64	10.81	x	11.07	<b>11.07</b>
7	2093	SANTOS Jonathan De Souza	BRA	19 MAR 1990	F40	10.88	x	x	x	10.40	10.37	<b>10.88</b>
8	2411	ABDULRAHEEM Kovan	IRQ	1 MAR 1988	F40	10.14	10.60	10.40	x	9.88	9.69	<b>10.60</b> PB
9	2418	NUKHAILAWI Wildan	IRQ	10 AUG 1986	F40	9.93	9.34	10.46				<b>10.46</b> SB
10	2359	KONSTANTINIDIS Alexandros Michail	GRE	8 NOV 1983	F40	10.38	x	9.93				<b>10.38</b>
11	2761	AMARA Mohamed	TUN	1 JAN 1986	F40	9.99	9.84	9.98				<b>9.99</b>
12	2112	NIKOUA-ROSEL Clemarot Christian	CAF	17 SEP 1989	F40	9.52	9.24	9.68				<b>9.68</b> PB

Starting order	1	2	3	4	5	6	7	8	9	10	11	12
Initial	2610	2162	2312	2761	2093	2359	2112	2365	2010	2418	2771	2411
Final	2312	2411	2771	2093	2610	2010	2365	2162				

## Weather conditions

Temperature: 18 °C      Humidity: 83 %      Conditions: Sunny

## LEGEND

**PB** Personal Best      **RR** Regional Record      **SB** Season Best      **WR** World Record  
**x** Failure



Olympic Stadium

THU 6 SEP 2012  
10:49

Athletics

Men's Shot Put — F40

Final



## Start List

<b>WORLD RECORD</b>	<b>13.01m</b>	<b>STATHELAKOS Paschalis</b>	GRE	Stadskanaal (NED)	28 JUN 2012
---------------------	---------------	------------------------------	-----	-------------------	-------------

Order	Bib	Name	NPC Code	Date of Birth	Sport Class	PB	SB	1	2	3	Best	4	5	6	Result	Rank
1	2610	TYSZKOWSKI Bartosz	POL	25 JAN 1994	F40	12.03	12.03									
2	2162	WANG Zhiming	CHN	1 MAR 1992	F40	12.70	12.70									
3	2312	DUKE Kyron	GBR	12 OCT 1992	F40	11.19	11.19									
4	2761	AMARA Mohamed	TUN	1 JAN 1986	F40	10.72	10.19									
5	2093	SANTOS Jonathan De Souza	BRA	19 MAR 1990	F40	11.85	11.47									
6	2359	KONSTANTINIDIS Alexandros Michail	GRE	8 NOV 1983	F40	11.51	11.51									
7	2112	NIKOUA-ROSEL Clemarot Christian	CAF	17 SEP 1989	F40	9.34	9.34									
8	2365	STATHELAKOS Paschalis	GRE	24 FEB 1991	F40	13.01	13.01									
9	2010	GHERZOULI Hocine	ALG	18 AUG 1989	F40	12.21	11.56									
10	2418	NUKHAILAWI Wildan	IRQ	10 AUG 1986	F40	10.98										
11	2771	MEJRI Sofyane	TUN	24 OCT 1985	F40	11.34	11.34									
12	2411	ABDULRAHEEM Kovan	IRQ	1 MAR 1988	F40	10.46	10.24									

## LEGEND

PB Personal Best

SB Season's Best




Olympic Stadium

FRI 31 AUG 2012  
10:42

Athletics

Men's Shot Put — F42/44

Final



## Results

REVISED  
31 AUG 17:39

## F42 Records

<b>WORLD RECORD</b>	<b>14.43m</b>	<b>KRALJ Darko</b>	CRO	Beijing (CHN)	10 SEP 2008
<b>PARALYMPIC RECORD</b>	<b>14.43m</b>	<b>KRALJ Darko</b>	CRO	Beijing (CHN)	10 SEP 2008

## F44 Records

<b>WORLD RECORD</b>	<b>18.38m</b>	<b>CHRISTIANSEN Jackie</b>	DEN	Olomouc (CZE)	21 AUG 2011
<b>PARALYMPIC RECORD</b>	<b>18.16m</b>	<b>CHRISTIANSEN Jackie</b>	DEN	London (GBR)	31 AUG 2012

Rank	Bib	Name	NPC Code	Date of Birth	Sport Class	1	2	3	4	5	6	Result (Points)
1	2230	CHRISTIANSEN Jackie	DEN	5 MAR 1977	F44	17.29 (959)	17.87 (988)	x	17.62 (976)	x	18.16 (1001)	18.16 <b>(1001)</b> PR
2	2198	KRALJ Darko	CRO	6 JUN 1971	F42	14.21 (987)	13.34 (930)	13.87 (966)	14.05 (978)	13.80 (962)	x	14.21 <b>(987)</b>
3	2309	DAVIES Aled	GBR	24 MAY 1991	F42	12.86 (892)	12.83 (889)	13.63 (950)	13.59 (948)	13.19 (918)	13.78 (961)	13.78 <b>(961)</b>
4	2145	KANG Guofeng	CHN	5 OCT 1988	F42	12.34 (846)	12.68 (877)	x	13.29 (926)	x	13.41 (935)	13.41 <b>(935)</b>
5	2203	TOMIC Mladen	CRO	8 AUG 1976	F42	10.94 (694)	12.19 (832)	12.64 (873)	13.00 (903)	11.73 (785)	12.37 (849)	13.00 <b>(903)</b> PB
6	2845	VANCE Shaquille	USA	22 MAR 1991	F42	12.25 (837)	11.11 (714)	11.63 (774)	12.06 (819)	12.02 (815)	x	12.25 <b>(837)</b> SB
7	2201	SLIVAR Josip	CRO	2 FEB 1970	F44	14.13 (730)	15.07 (812)	14.36 (751)	x	14.46 (760)	x	15.07 <b>(812)</b> PB
8	2725	MATUSIK Adrian	SVK	13 APR 1980	F44	13.84 (703)	15.03 (809)	14.67 (779)	x	14.48 (762)	14.03 (721)	15.03 <b>(809)</b>
9	2660	FILATOV Alexander	RUS	7 APR 1981	F44	14.58 (771)	14.41 (756)	x				14.58 <b>(771)</b>
10	2346	TINNEMEIER Frank	GER	25 AUG 1972	F42	10.95 (695)	x	11.14 (718)				11.14 <b>(718)</b>
11	2373	CAJUSTE Josue	HAI	16 MAY 1984	F42	7.19 (184)	7.03 (167)	7.63 (238)				7.63 <b>(238)</b>

Starting order	1	2	3	4	5	6	7	8	9	10	11
Initial	2203	2309	2373	2660	2145	2845	2198	2230	2201	2725	2346
Final	2725	2201	2845	2203	2145	2309	2198	2230			

## Weather conditions

Temperature: 13 °C Humidity: 54 % Conditions: Sunny

## LEGEND

PB Personal Best PR Paralympic Record SB Season Best x Failure



Olympic Stadium

FRI 31 AUG 2012  
10:42

Athletics

Men's Shot Put — F42/44

Final



## Start List

## F42 Records

<b>WORLD RECORD</b>	<b>14.43m</b>	<b>KRALJ Darko</b>	CRO	Beijing (CHN)	10 SEP 2008
<b>PARALYMPIC RECORD</b>	<b>14.43m</b>	<b>KRALJ Darko</b>	CRO	Beijing (CHN)	10 SEP 2008

## F44 Records

<b>WORLD RECORD</b>	<b>18.38m</b>	<b>CHRISTIANSEN Jackie</b>	DEN	Olomouc (CZE)	21 AUG 2011
<b>PARALYMPIC RECORD</b>	<b>17.89m</b>	<b>CHRISTIANSEN Jackie</b>	DEN	Beijing (CHN)	8 SEP 2008

Order	Bib	Name	NPC Code	Date of Birth	Sport Class	PB	SB	1	2	3	Best	4	5	6	Result	Rank
1	2203	TOMIC Mladen	CRO	8 AUG 1976	F42	12.65	12.65									
2	2309	DAVIES Aled	GBR	24 MAY 1991	F42	14.56	14.56									
3	2373	CAJUSTE Josue	HAI	16 MAY 1984	F42											
4	2660	FILATOV Alexander	RUS	7 APR 1981	F44	15.02	15.02									
5	2145	KANG Guofeng	CHN	5 OCT 1988	F42	13.50	13.50									
6	2845	VANCE Shaquille	USA	22 MAR 1991	F42	12.78	11.14									
7	2198	KRALJ Darko	CRO	6 JUN 1971	F42	14.40										
8	2230	CHRISTIANSEN Jackie	DEN	5 MAR 1977	F44	18.38	17.83									
9	2201	SLIVAR Josip	CRO	2 FEB 1970	F44	14.84	14.72									
10	2725	MATUSIK Adrian	SVK	13 APR 1980	F44	15.96	15.96									
11	2346	TINNEMEIER Frank	GER	25 AUG 1972	F42	13.44	13.26									

## LEGEND

**PB** Personal Best                      **SB** Season's Best




Olympic Stadium

THU 6 SEP 2012  
20:55

Athletics

Men's Shot Put — F46

Final



## Results

<b>WORLD RECORD</b>	<b>15.46m</b>	<b>IBRAGIMOV Dmytro</b>	UKR	Stadskanaal (NED)	28 JUN 2012
<b>PARALYMPIC RECORD</b>	<b>14.31m</b>	<b>GONG Xiu Feng</b>	CHN	Athens (GRE)	24 SEP 2004

Rank	Bib	Name	NPC Code	Date of Birth	Sport Class	1	2	3	4	5	6	Result
1	2678	PROKHOROV Nikita	RUS	10 JAN 1991	F46	13.46	14.61	15.68	14.92	14.73	14.86	<b>15.68</b> WR
2	2143	HOU Zhanbiao	CHN	1 SEP 1986	F46	14.64	15.57	14.80	15.19	15.22	14.84	<b>15.57</b> RR
3	2605	REBISZ Tomasz	POL	2 FEB 1974	F46	13.93	14.32	15.01	x	14.69	14.61	<b>15.01</b> SB
4	2798	IBRAGIMOV Dmytro	UKR	2 AUG 1975	F46	14.97	x	14.38	14.91	x	14.33	<b>14.97</b>
5	2344	SCHULZE Matthias Uwe	GER	8 OCT 1983	F46	x	12.73	14.04	13.20	x	x	<b>14.04</b>
6	2297	SEKEME Soselito	FRA	29 DEC 1976	F46	13.18	13.91	13.69	x	13.76	13.85	<b>13.91</b>
7	2496	OZOLNIEKS Andis	LAT	21 APR 1980	F46	13.45	13.21	12.88	12.79	12.77	13.19	<b>13.45</b> PB
8	2489	ALSALEH Abdullah S A S A	KUW	7 APR 1981	F46	13.10	12.76	13.09	12.94	x	12.79	<b>13.10</b> PB
9	2850	DIGANSHIN Ravil	UZB	2 JAN 1984	F46	12.31	x	12.44				<b>12.44</b>

Starting order	1	2	3	4	5	6	7	8	9
Initial	2496	2297	2489	2678	2798	2143	2605	2344	2850
Final	2489	2496	2297	2344	2798	2605	2143	2678	

## Weather conditions

Temperature: 21 °C

Humidity: 39 %

Conditions: Sky Clear

## LEGEND

**PB** Personal Best  
**x** Failure

**RR** Regional Record

**SB** Season Best

**WR** World Record



Olympic Stadium

THU 6 SEP 2012  
20:55

Athletics

Men's Shot Put — F46

Final



### Start List

<b>WORLD RECORD</b>	<b>15.46m</b>	<b>IBRAGIMOV Dmytro</b>	UKR	Stadskanaal (NED)	28 JUN 2012
<b>PARALYMPIC RECORD</b>	<b>14.31m</b>	<b>GONG Xiu Feng</b>	CHN	Athens (GRE)	24 SEP 2004

Order	Bib	Name	NPC Code	Date of Birth	Sport Class	PB	SB	1	2	3	Best	4	5	6	Result	Rank
1	2496	OZOLNIEKS Andis	LAT	21 APR 1980	F46	13.26	13.26									
2	2297	SEKEME Sospelito	FRA	29 DEC 1976	F46	14.52	14.48									
3	2489	ALSALEH Abdullah S A S A	KUW	7 APR 1981	F46	12.80	12.80									
4	2678	PROKHOROV Nikita	RUS	10 JAN 1991	F46	14.27	14.27									
5	2798	IBRAGIMOV Dmytro	UKR	2 AUG 1975	F46	15.46	15.46									
6	2143	HOU Zhanbiao	CHN	1 SEP 1986	F46	15.08										
7	2605	REBISZ Tomasz	POL	2 FEB 1974	F46	15.16	14.60									
8	2344	SCHULZE Matthias Uwe	GER	8 OCT 1983	F46	14.39	14.39									
9	2850	DIGANSHIN Ravil	UZB	2 JAN 1984	F46	13.36	13.36									

**LEGEND**

**PB** Personal Best                      **SB** Season's Best



Olympic Stadium

FRI 31 AUG 2012  
19:03

Athletics

Men's Shot Put — F52/53

Final



## Results

## F52 Records

<b>WORLD RECORD</b>	10.03m	APINIS Aigars	LAT	Christchurch (NZL)	24 JAN 2011
<b>PARALYMPIC RECORD</b>	10.02m	APINIS Aigars	LAT	Beijing (CHN)	12 SEP 2008

## F53 Records

<b>WORLD RECORD</b>	8.72m	MAXIMO de JESUS Mauro	MEX	Beijing (CHN)	16 SEP 2008
<b>PARALYMPIC RECORD</b>	8.72m	MAXIMO de JESUS Mauro	MEX	Beijing (CHN)	16 SEP 2008

Rank	Bib	Name	NPC Code	Date of Birth	Sport Class	1	2	3	4	5	6	Result (Points)	
1	2494	APINIS Aigars	LAT	9 JUN 1973	F52	9.60 (919)	10.23 (1039)	8.80 (761)	-	-	-	10.23 <b>(1039)</b>	WR
2	2536	MAXIMO de JESUS Mauro	MEX	13 FEB 1957	F53	8.53 (944)	8.08 (844)	8.68 (977)	8.15 (860)	8.39 (913)	8.36 (907)	8.68 <b>(977)</b>	SB
3	2841	SEVERN Scot	USA	20 JUL 1968	F53	8.07 (842)	8.14 (858)	8.26 (884)	8.26 (884)	8.16 (862)	8.18 (867)	8.26 <b>(884)</b>	
4	2220	KISY Ales	CZE	30 SEP 1980	F53	8.07 (842)	8.23 (878)	7.95 (815)	7.83 (788)	8.00 (826)	8.19 (869)	8.23 <b>(878)</b>	SB
5	2578	MARTIN Peter	NZL	23 FEB 1962	F52	8.22 (646)	8.62 (726)	8.36 (674)	7.70 (545)	8.10 (623)	8.07 (617)	8.62 <b>(726)</b>	PB
6	2353	FERNANDES Che Jon	GRE	22 JUL 1971	F53	7.36 (681)	7.35 (679)	6.99 (598)	4.53 (154)	7.20 (645)	7.10 (623)	7.36 <b>(681)</b>	
7	2696	PLANK Henrik	SLO	23 AUG 1974	F52	6.58 (345)	6.65 (357)	6.47 (328)	6.28 (298)	6.46 (326)	6.57 (344)	6.65 <b>(357)</b>	
	2358	KARAMINAS Georgios	GRE	13 DEC 1961	F52	x	x	x				NM	
	2368	VRYONIS Gerasimos	GRE	14 JUN 1968	F53	x	x	x				NM	

Starting order	1	2	3	4	5	6	7	8	9
Initial	2494	2353	2220	2696	2368	2841	2578	2358	2536
Final	2696	2353	2578	2220	2841	2536	2494		

## Weather conditions

Temperature: 15 °C

Humidity: 43 %

Conditions: Partly cloudy

## LEGEND

-	Pass	NM	No Mark	PB	Personal Best	SB	Season Best
WR	World Record	x	Failure				



Olympic Stadium

FRI 31 AUG 2012  
19:03

Athletics

Men's Shot Put — F52/53

Final



## Start List

## F52 Records

<b>WORLD RECORD</b>	10.03m	APINIS Aigars	LAT	Christchurch (NZL)	24 JAN 2011
<b>PARALYMPIC RECORD</b>	10.02m	APINIS Aigars	LAT	Beijing (CHN)	12 SEP 2008

## F53 Records

<b>WORLD RECORD</b>	8.72m	MAXIMO de JESUS Mauro	MEX	Beijing (CHN)	16 SEP 2008
<b>PARALYMPIC RECORD</b>	8.72m	MAXIMO de JESUS Mauro	MEX	Beijing (CHN)	16 SEP 2008

Order	Bib	Name	NPC Code	Date of Birth	Sport Class	PB	SB	1	2	3	Best	4	5	6	Result	Rank
1	2494	APINIS Aigars	LAT	9 JUN 1973	F52	10.03										
2	2353	FERNANDES Che Jon	GRE	22 JUL 1971	F53	8.25	8.25									
3	2220	KISY Ales	CZE	30 SEP 1980	F53	8.25	6.96									
4	2696	PLANK Henrik	SLO	23 AUG 1974	F52	8.71	6.79									
5	2368	VRYONIS Gerasimos	GRE	14 JUN 1968	F53	7.89	7.57									
6	2841	SEVERN Scot	USA	20 JUL 1968	F53	8.43	8.43									
7	2578	MARTIN Peter	NZL	23 FEB 1962	F52	8.50	8.50									
8	2358	KARAMINAS Georgios	GRE	13 DEC 1961	F52	8.27	8.07									
9	2536	MAXIMO de JESUS Mauro	MEX	13 FEB 1957	F53	8.70	8.58									

## LEGEND

**PB** Personal Best                      **SB** Season's Best






Olympic Stadium

SAT 1 SEP 2012  
10:01

Athletics

Men's Shot Put — F54/55/56

Final



## Results

## F54 Records

<b>WORLD RECORD</b>	<b>10.32m</b>	<b>TISCHLER Georg</b>	AUT	Bangalore (IND)	30 NOV 2009
<b>PARALYMPIC RECORD</b>	<b>9.92m</b>	<b>NIINIMAKI Markku</b>	FIN	Beijing (CHN)	16 SEP 2008

## F55 Records

<b>WORLD RECORD</b>	<b>11.85m</b>	<b>NEMEC Martin</b>	CZE	Olomouc (CZE)	24 JUN 2006
<b>PARALYMPIC RECORD</b>	<b>11.55m</b>	<b>NEMEC Martin</b>	CZE	Beijing (CHN)	15 SEP 2008

## F56 Records

<b>WORLD RECORD</b>	<b>13.49m</b>	<b>MUSAYEV Olokhon</b>	AZE	Beijing (CHN)	15 SEP 2008
<b>PARALYMPIC RECORD</b>	<b>13.49m</b>	<b>MUSAYEV Olokhon</b>	AZE	Beijing (CHN)	15 SEP 2008

Rank	Bib	Name	NPC Code	Date of Birth	Sport Class	1	2	3	4	5	6	Result (Points)	
1	2389	BAGHERI JEDDI Jalil	IRI	24 AUG 1972	F55	10.81 (937)	11.09 (956)	10.93 (946)	11.27 (967)	11.57 (984)	11.63 (988)	11.63 <b>(988)</b>	PR,RR
2	2597	KOZUN Karol	POL	23 MAR 1982	F55	10.85 (940)	10.58 (920)	11.36 (973)	x	10.67 (927)	11.22 (964)	11.36 <b>(973)</b>	SB
3	2329	WOMACK Robin	GBR	29 MAY 1971	F55	9.19 (783)	11.02 (952)	11.34 (972)	10.88 (942)	10.53 (916)	10.64 (925)	11.34 <b>(972)</b>	PB
4	2590	ZAQOUT Khamis	PLE	6 DEC 1965	F55	9.39 (806)	9.49 (818)	11.30 (969)	x	11.05 (954)	x	11.30 <b>(969)</b>	
5	2338	ISER Ulrich	GER	14 APR 1957	F55	10.75 (933)	10.61 (923)	10.68 (928)	10.07 (877)	10.78 (935)	11.01 (951)	11.01 <b>(951)</b>	SB
6	2360	NALMPANTIS Ilias	GRE	2 JUL 1972	F55	10.58 (920)	10.72 (931)	10.49 (913)	10.15 (884)	10.66 (926)	10.47 (912)	10.72 <b>(931)</b>	SB
7	2607	SMORSZCZEWSKI Krzysztof	POL	26 MAY 1963	F56	12.02 (920)	12.16 (929)	12.16 (929)	11.92 (913)	12.16 (929)	12.14 (928)	12.16 <b>(929)</b>	PB
8	2700	MITROVIC Drazenko	SRB	9 AUG 1979	F54	8.72 (874)	8.65 (867)	9.15 (917)	8.13 (803)	8.90 (893)	8.58 (859)	9.15 <b>(917)</b>	SB
9	2061	MUSAYEV Olokhon	AZE	30 MAY 1979	F56	11.32 (866)	11.42 (875)	11.93 (913)				11.93 <b>(913)</b>	RR
10	2221	NEMEC Martin	CZE	24 MAY 1974	F55	9.72 (843)	10.08 (878)	10.49 (913)				10.49 <b>(913)</b>	SB
11	2274	KIRJONEN Aleks	FIN	29 MAY 1993	F56	11.80 (904)	11.28 (863)	11.89 (911)				11.89 <b>(911)</b>	
12	2231	DAHL Jacob	DEN	26 DEC 1983	F54	8.61 (862)	8.78 (881)	9.00 (903)				9.00 <b>(903)</b>	PB
13	2847	WINKLER Scott	USA	24 JAN 1973	F55	10.12 (882)	9.54 (823)	10.35 (902)				10.35 <b>(902)</b>	
14	2056	TISCHLER Georg	AUT	11 SEP 1961	F54	8.66 (868)	8.59 (860)	8.69 (871)				8.69 <b>(871)</b>	
15	2109	RUZHDI Ruzhdi	BUL	14 APR 1991	F55	9.67 (837)	9.68 (838)	9.78 (849)				9.78 <b>(849)</b>	
16	2110	YUSEINOV Mustafa	BUL	24 SEP 1970	F55	9.00 (759)	9.57 (827)	8.80 (732)				9.57 <b>(827)</b>	
17	2366	STEFANOUDAKIS Manolis	GRE	5 APR 1983	F54	7.51 (711)	7.71 (743)	7.91 (772)				7.91 <b>(772)</b>	
18	2209	DIAZ Leonardo	CUB	16 FEB 1975	F56	9.81 (708)	8.95 (591)	9.85 (713)				9.85 <b>(713)</b>	SB
19	2697	BERNARDI Christian	SMR	15 AUG 1970	F55	4.40 (57)	4.54 (68)	4.42 (58)				4.54 <b>(68)</b>	SB

Starting order	1	2	3	4	5	6	7	8	9	10	11	12	13	14	15	16
Initial	2338	2366	2110	2274	2847	2389	2697	2360	2597	2700	2231	2590	2056	2221	2061	2209
Final	2700	2607	2360	2338	2389	2590	2329	2597								

Starting order	17	18	19													
Initial	2329	2109	2607													
Final																

## Weather conditions

Temperature: 15 °C

Humidity: 72 %

Conditions: Partly cloudy

## LEGEND

PB Personal Best  
x Failure

PR Paralympic Record

RR Regional Record

SB Season Best



Olympic Stadium

SAT 1 SEP 2012  
10:01

Athletics

Men's Shot Put — F54/55/56

Final



## Start List

## F54 Records

<b>WORLD RECORD</b>	<b>10.32m</b>	<b>TISCHLER Georg</b>	AUT	Bangalore (IND)	30 NOV 2009
<b>PARALYMPIC RECORD</b>	<b>9.92m</b>	<b>NIINIMAKI Markku</b>	FIN	Beijing (CHN)	16 SEP 2008

## F55 Records

<b>WORLD RECORD</b>	<b>11.85m</b>	<b>NEMEC Martin</b>	CZE	Olomouc (CZE)	24 JUN 2006
<b>PARALYMPIC RECORD</b>	<b>11.55m</b>	<b>NEMEC Martin</b>	CZE	Beijing (CHN)	15 SEP 2008

## F56 Records

<b>WORLD RECORD</b>	<b>13.49m</b>	<b>MUSAYEV Olokhan</b>	AZE	Beijing (CHN)	15 SEP 2008
<b>PARALYMPIC RECORD</b>	<b>13.49m</b>	<b>MUSAYEV Olokhan</b>	AZE	Beijing (CHN)	15 SEP 2008

Order	Bib	Name	NPC Code	Date of Birth	Sport Class	PB	SB	1	2	3	Best	4	5	6	Result	Rank
1	2338	ISER Ulrich	GER	14 APR 1957	F55	11.38	10.88									
2	2366	STEFANOUDAKIS Manolis	GRE	5 APR 1983	F54	9.20	8.37									
3	2110	YUSEINOV Mustafa	BUL	24 SEP 1970	F55	9.59	9.59									
4	2274	KIRJONEN Aleksii	FIN	29 MAY 1993	F56	12.56	12.56									
5	2847	WINKLER Scott	USA	24 JAN 1973	F55	11.10	11.06									
6	2389	BAGHERI JEDDI Jalil	IRI	24 AUG 1972	F55	11.24	11.24									
7	2697	BERNARDI Christian	SMR	15 AUG 1970	F55	4.62										
8	2360	NALMPANTIS Ilias	GRE	2 JUL 1972	F55	11.11	10.38									
9	2597	KOZUN Karol	POL	23 MAR 1982	F55	11.96	10.70									
10	2700	MITROVIC Drazenko	SRB	9 AUG 1979	F54	9.96	8.90									
11	2231	DAHL Jacob	DEN	26 DEC 1983	F54	8.56	8.56									
12	2590	ZAQOUT Khamis	PLE	6 DEC 1965	F55	11.34	11.34									
13	2056	TISCHLER Georg	AUT	11 SEP 1961	F54	10.32	9.31									
14	2221	NEMEC Martin	CZE	24 MAY 1974	F55	11.53										
15	2061	MUSAYEV Olokhan	AZE	30 MAY 1979	F56	12.99										
16	2209	DIAZ Leonardo	CUB	16 FEB 1975	F56	10.55										
17	2329	WOMACK Robin	GBR	29 MAY 1971	F55	11.01	11.01									
18	2109	RUZHDI Ruzhdi	BUL	14 APR 1991	F55	10.97	10.97									
19	2607	SMORSZCZEWSKI Krzysztof	POL	26 MAY 1963	F56	12.11	12.11									

## LEGEND

**PB** Personal Best                      **SB** Season's Best




Olympic Stadium

TUE 4 SEP 2012  
10:00

Athletics

Men's Shot Put — F57/58

Final



## Results

### F57 Records

<b>WORLD RECORD</b>	14.28m	ELSHEBLI Jamil Saleh	JOR	Beijing (CHN)	9 SEP 2008
<b>PARALYMPIC RECORD</b>	14.28m	ELSHEBLI Jamil Saleh	JOR	Beijing (CHN)	9 SEP 2008

### F58 Records

<b>WORLD RECORD</b>	16.37m	ASHAPATOV Alexey	RUS	Christchurch (NZL)	24 JAN 2011
<b>PARALYMPIC RECORD</b>	16.03m	ASHAPATOV Alexey	RUS	Beijing (CHN)	9 SEP 2008

Rank	Bib	Name	NPC Code	Date of Birth	Sport Class	1	2	3	4	5	6	Result (Points)	
1	2656	ASHAPATOV Alexey	RUS	30 OCT 1973	F58	14.98 (917)	15.61 (956)	15.95 (976)	16.17 (988)	15.81 (968)	16.20 (989)	16.20 <b>(989)</b>	PR
2	2606	ROKICKI Janusz	POL	16 AUG 1974	F58	15.19 (931)	15.53 (952)	15.68 (960)	14.10 (855)	14.96 (916)	15.06 (922)	15.68 <b>(960)</b>	SB
3	2638	LOUWRENS Michael	RSA	23 NOV 1959	F57	x	13.26 (932)	13.64 (958)	13.23 (930)	x	12.86 (902)	13.64 <b>(958)</b>	SB
4	2437	ELSHEBLI Jamil Saleh	JOR	9 APR 1979	F57	13.58 (954)	x	13.51 (950)	x	12.15 (842)	12.89 (904)	13.58 <b>(954)</b>	
5	2163	WU Guoshan	CHN	8 JAN 1983	F58	13.82 (833)	15.32 (939)	14.68 (897)	15.02 (920)	15.40 (944)	x	15.40 <b>(944)</b>	RR
6	2737	MOHAMAD Mohamad	SYR	10 JAN 1984	F57	12.54 (876)	13.12 (922)	13.11 (921)	11.66 (796)	12.44 (867)	12.54 (876)	13.12 <b>(922)</b>	
7	2080	BATISTA dos SANTOS Claudiney	BRA	13 NOV 1978	F57	12.68 (887)	12.32 (857)	12.87 (902)	12.72 (891)	12.64 (884)	12.61 (882)	12.87 <b>(902)</b>	RR
8	2367	TSIOU Anastasios	GRE	30 AUG 1974	F57	x	x	12.64 (884)	x	x	x	12.64 <b>(884)</b>	
9	2362	NTOMGKIONI Angim Dimitrios	GRE	16 JUN 1973	F57	x	x	12.25 (851)				12.25 <b>(851)</b>	
10	2200	RADENOVIC Boro	CRO	2 JUL 1972	F57	11.51 (782)	11.46 (777)	11.67 (797)				11.67 <b>(797)</b>	
11	2435	AL ABBADI Amer Ali Mustafa	JOR	17 MAY 1976	F58	12.49 (717)	12.93 (758)	12.93 (758)				12.93 <b>(758)</b>	
12	2834	OGBE Dennis	USA	2 FEB 1976	F58	12.84 (750)	12.36 (705)	12.81 (747)				12.84 <b>(750)</b>	
13	2404	McCARTHY James	IRL	25 JUL 1972	F57	10.36 (658)	10.57 (682)	10.70 (696)				10.70 <b>(696)</b>	
14	2186	MINA CORTES Fernando	COL	9 OCT 1971	F58	11.37 (605)	11.99 (668)	12.21 (690)				12.21 <b>(690)</b>	PB
15	2078	ALVES da SILVA Vanderson	BRA	1 DEC 1982	F57	9.73 (583)	9.36 (537)	9.94 (608)				9.94 <b>(608)</b>	
16	2738	MWENEMTI Zaharani Selemani	TAN	8 MAR 1975	F58	x	9.52 (403)	x				9.52 <b>(403)</b>	SB
17	2071	KPONHINTO Constant	BEN	21 MAY 1977	F58	8.25 (268)	8.12 (255)	7.68 (213)				8.25 <b>(268)</b>	SB
18	2553	BILAL Sidi Mohamed Meissara	MTN	31 DEC 1972	F57	5.63 (115)	5.09 (78)	5.37 (96)				5.63 <b>(115)</b>	

Starting order	1	2	3	4	5	6	7	8	9	10	11	12	13	14	15	16
Initial	2200	2553	2656	2078	2186	2737	2606	2638	2404	2738	2834	2163	2367	2362	2437	2071
Final	2367	2080	2737	2163	2437	2638	2606	2656								

Starting order	17	18														
Initial	2080	2435														
Final																

### Weather conditions

Temperature: 16 °C Humidity: 87 % Conditions: Partly cloudy

### LEGEND

**PB** Personal Best      **PR** Paralympic Record      **RR** Regional Record      **SB** Season Best  
**x** Failure




Olympic Stadium

TUE 4 SEP 2012  
10:00

Athletics

Men's Shot Put — F57/58

Final



## Start List

## F57 Records

<b>WORLD RECORD</b>	14.28m	ELSHEBLI Jamil Saleh	JOR	Beijing (CHN)	9 SEP 2008
<b>PARALYMPIC RECORD</b>	14.28m	ELSHEBLI Jamil Saleh	JOR	Beijing (CHN)	9 SEP 2008

## F58 Records

<b>WORLD RECORD</b>	16.37m	ASHAPATOV Alexey	RUS	Christchurch (NZL)	24 JAN 2011
<b>PARALYMPIC RECORD</b>	16.03m	ASHAPATOV Alexey	RUS	Beijing (CHN)	9 SEP 2008

Order	Bib	Name	NPC Code	Date of Birth	Sport Class	PB	SB	1	2	3	Best	4	5	6	Result	Rank
1	2200	RADENOVIC Boro	CRO	2 JUL 1972	F57	14.01	11.89									
2	2553	BILAL Sidi Mohamed Meissara	MTN	31 DEC 1972	F57											
3	2656	ASHAPATOV Alexey	RUS	30 OCT 1973	F58	16.37	15.87									
4	2078	ALVES da SILVA Vanderson	BRA	1 DEC 1982	F57	11.50	11.50									
5	2186	MINA CORTES Fernando	COL	9 OCT 1971	F58	12.13	12.13									
6	2737	MOHAMAD Mohamad	SYR	10 JAN 1984	F57	13.63	13.63									
7	2606	ROKICKI Janusz	POL	16 AUG 1974	F58	15.86	15.28									
8	2638	LOUWRENS Michael	RSA	23 NOV 1959	F57	13.73	13.21									
9	2404	McCARTHY James	IRL	25 JUL 1972	F57	11.24	10.93									
10	2738	MWENEMTI Zaharani Selemani	TAN	8 MAR 1975	F58											
11	2834	OGBE Dennis	USA	2 FEB 1976	F58	14.14	14.14									
12	2163	WU Guoshan	CHN	8 JAN 1983	F58	14.15	14.15									
13	2367	TSIOU Anastasios	GRE	30 AUG 1974	F57	13.77	13.55									
14	2362	NTOMGKIONI Angim Dimitrios	GRE	16 JUN 1973	F57	13.47	12.31									
15	2437	ELSHEBLI Jamil Saleh	JOR	9 APR 1979	F57	14.19	13.91									
16	2071	KPONHINTO Constant	BEN	21 MAY 1977	F58											
17	2080	BATISTA dos SANTOS Claudiney	BRA	13 NOV 1978	F57	12.30	12.30									
18	2435	AL ABBADI Amer Ali Mustafa	JOR	17 MAY 1976	F58	13.61	13.39									

## LEGEND

PB Personal Best

SB Season's Best




Olympic Stadium

SUN 2 SEP 2012  
20:45

Athletics

Men's Discus Throw — F11

Final



## Results

<b>WORLD RECORD</b>	<b>44.44m</b>	<b>FIDALGO Alfonso</b>	ESP	Madrid (ESP)	24 JUL 1998
<b>PARALYMPIC RECORD</b>	<b>42.19m</b>	<b>FIDALGO Alfonso</b>	ESP	Sydney, NSW (AUS)	22 OCT 2000

Rank	Bib	Name	NPC Code	Date of Birth	Sport Class	1	2	3	4	5	6	Result
1	2253	CASINO David	ESP	15 FEB 1972	F11	31.17	36.83	38.41	38.00	x	x	<b>38.41</b> SB
2	2801	LISHCHYNSKYI Vasyl	UKR	18 MAR 1964	F11	x	35.66	x	34.24	x	x	<b>35.66</b>
3	2053	MARINKOVIC Bil	AUT	16 AUG 1973	F11	32.30	34.36	33.84	34.59	x	32.79	<b>34.59</b>
4	2023	BALDASSARRI Sebastian	ARG	30 DEC 1976	F11	x	x	32.72	31.18	x	34.03	<b>34.03</b>
5	2187	RODRIGUEZ GONZALES Edwin	COL	8 MAR 1978	F11	x	x	33.39	x	x	31.93	<b>33.39</b>
6	2025	PAZ Sergio	ARG	17 AUG 1971	F11	31.32	x	32.44	31.41	31.99	31.82	<b>32.44</b>
7	2083	dos SANTOS PEREIRA Luciano	BRA	30 OCT 1975	F11	29.14	x	8.25	29.31	x	x	<b>29.31</b>
8	2619	GONCALVES Nelson	POR	22 JUL 1975	F11	25.66	27.29	27.13	27.62	29.04	x	<b>29.04</b>
9	2237	OLIVERO ENCARNACION Alfonso	DOM	4 MAY 1970	F11	23.18	25.63	27.08				<b>27.08</b>
10	2413	HASSAIN Hameed	IRQ	1 JUL 1962	F11	26.65	24.43	26.56				<b>26.65</b> SB
11	2760	GREENE Ronald Carlos	TRI	27 DEC 1968	F11	x	x	26.28				<b>26.28</b>
	2372	LEIVA Isaac	GUA	2 JUN 1979	F11	x	x	x				<b>NM</b>

Starting order	1	2	3	4	5	6	7	8	9	10	11	12
Initial	2372	2619	2760	2083	2253	2237	2025	2413	2053	2801	2187	2023
Final	2619	2083	2025	2023	2187	2053	2801	2253				

## Weather conditions

Temperature: 18 °C

Humidity: 83 %

Conditions: Cloudy

## LEGEND

**NM** No Mark      **SB** Season Best      **x** Failure



Olympic Stadium

SUN 2 SEP 2012  
20:45

Athletics

Men's Discus Throw — F11

Final



## Start List

<b>WORLD RECORD</b>	<b>44.44m</b>	<b>FIDALGO Alfonso</b>	ESP	Madrid (ESP)	24 JUL 1998
<b>PARALYMPIC RECORD</b>	<b>42.19m</b>	<b>FIDALGO Alfonso</b>	ESP	Sydney, NSW (AUS)	22 OCT 2000

Order	Bib	Name	NPC Code	Date of Birth	Sport Class	PB	SB	1	2	3	Best	4	5	6	Result	Rank
1	2372	LEIVA Isaac	GUA	2 JUN 1979	F11											
2	2619	GONCALVES Nelson	POR	22 JUL 1975	F11	30.13	29.58									
3	2760	GREENE Ronald Carlos	TRI	27 DEC 1968	F11	28.84	28.84									
4	2083	dos SANTOS PEREIRA Luciano	BRA	30 OCT 1975	F11	30.49	30.49									
5	2253	CASINO David	ESP	15 FEB 1972	F11	40.89	37.54									
6	2237	OLIVERO ENCARNACION Alfonso	DOM	4 MAY 1970	F11	27.88	27.88									
7	2025	PAZ Sergio	ARG	17 AUG 1971	F11	37.29	37.29									
8	2413	HASSAIN Hameed	IRQ	1 JUL 1962	F11	29.82	26.37									
9	2053	MARINKOVIC Bil	AUT	16 AUG 1973	F11	40.96	36.10									
10	2801	LISHCHYNSKYI Vasyl	UKR	18 MAR 1964	F11	37.79	37.36									
11	2187	RODRIGUEZ GONZALES Edwin	COL	8 MAR 1978	F11	35.65	35.65									
12	2023	BALDASSARRI Sebastian	ARG	30 DEC 1976	F11	37.78	36.16									

## LEGEND

PB Personal Best

SB Season's Best




Olympic Stadium

FRI 7 SEP 2012  
19:02

Athletics

Men's Discus Throw — F32/33/34

Final



## Results

## F32 Records

<b>WORLD RECORD</b>	<b>22.30m</b>	<b>BAHLAZ Lahouari</b>	ALG	London (GBR)	7 SEP 2012
<b>PARALYMPIC RECORD</b>	<b>22.30m</b>	<b>BAHLAZ Lahouari</b>	ALG	London (GBR)	7 SEP 2012

## F33 Records

<b>WORLD RECORD</b>	<b>34.65m</b>	<b>ALNAKHLI Hani</b>	KSA	London (GBR)	7 SEP 2012
<b>PARALYMPIC RECORD</b>	<b>34.65m</b>	<b>ALNAKHLI Hani</b>	KSA	London (GBR)	7 SEP 2012

## F34 Records

<b>WORLD RECORD</b>	<b>49.03m</b>	<b>WANG Yanzhang</b>	CHN	London (GBR)	7 SEP 2012
<b>PARALYMPIC RECORD</b>	<b>49.03m</b>	<b>WANG Yanzhang</b>	CHN	London (GBR)	7 SEP 2012

Rank	Bib	Name	NPC Code	Date of Birth	Sport Class	1	2	3	4	5	6	Result (Points)	
1	2161	WANG Yanzhang	CHN	31 MAY 1991	F34	42.57 (1024)	46.21 (1109)	43.48 (1046)	43.30 (1042)	49.03 (1166)	36.64 (859)	49.03 <b>(1166)</b>	WR
2	2486	ALNAKHLI Hani	KSA	14 MAR 1986	F33	30.55 (981)	32.61 (1050)	32.51 (1047)	31.69 (1020)	34.65 (1113)	33.64 (1083)	34.65 <b>(1113)</b>	WR
3	2001	BAHLAZ Lahouari	ALG	12 MAR 1979	F32	21.34 (1035)	21.71 (1053)	20.34 (983)	21.45 (1041)	22.30 (1081)	5.82 (104)	22.30 <b>(1081)</b>	WR
4	2769	KRID Mohamed Ali	TUN	12 MAY 1991	F34	30.69 (666)	41.79 (1004)	x	37.82 (894)	x	x	41.79 <b>(1004)</b>	RR
5	2223	SERBUS Frantisek	CZE	20 JUL 1985	F32	19.28 (925)	x	20.64 (999)	x	x	x	20.64 <b>(999)</b>	RR
6	2629	ABDULRAHMAN Abdulrahman Abdulqadir	QAT	7 SEP 1988	F34	x	40.15 (960)	x	34.78 (801)	37.37 (881)	37.11 (873)	40.15 <b>(960)</b>	SB
7	2722	BARDIOVSKY Miloslav	SVK	16 SEP 1959	F32	19.83 (956)	x	19.02 (910)	6.54 (132)	x	18.93 (904)	19.83 <b>(956)</b>	SB
8	2659	EL'MIN Alexander	RUS	3 MAY 1991	F34	39.47 (942)	39.34 (938)	39.74 (949)	38.35 (910)	39.25 (935)	39.85 (952)	39.85 <b>(952)</b>	RR
9	2395	KHAKZADIYEH Jalal	IRI	24 AUG 1979	F34	36.71 (861)	38.22 (906)	39.29 (936)				39.29 <b>(936)</b>	
10	2325	TSCHERNIAWSKY Kieran	GBR	18 JAN 1992	F33	28.16 (891)	28.59 (907)	29.05 (925)				29.05 <b>(925)</b>	RR
11	2285	CIBONE Thierry	FRA	8 AUG 1973	F34	36.31 (849)	38.22 (906)	x				38.22 <b>(906)</b>	SB
12	2191	VALENCIA Mauricio	COL	28 DEC 1987	F34	x	x	36.50 (855)				36.50 <b>(855)</b>	
13	2197	HUDINA Slaven	CRO	3 DEC 1984	F32	15.47 (683)	17.04 (787)	17.09 (791)				17.09 <b>(791)</b>	
14	2013	KARDJENA Kamel	ALG	26 MAY 1981	F33	x	25.50 (780)	x				25.50 <b>(780)</b>	
15	2521	MAJURIN Adderin	MAS	12 JAN 1982	F33	x	24.26 (726)	x				24.26 <b>(726)</b>	
16	2786	ALMEHAIRI Mohammad	UAE	28 FEB 1981	F34	31.58 (696)	x	x				31.58 <b>(696)</b>	
17	2785	ALHOUSANI Ahmed	UAE	8 MAR 1987	F33	x	22.37 (640)	22.75 (658)				22.75 <b>(658)</b>	
18	2407	O DWYER Raymond	IRL	17 MAR 1990	F34	x	29.27 (617)	30.34 (654)				30.34 <b>(654)</b>	
19	2580	AL NABHANI Mohamed	OMA	10 JUL 1985	F33	19.18 (493)	19.50 (507)	20.94 (574)				20.94 <b>(574)</b>	PB
	2007	BETINA Karim	ALG	18 AUG 1978	F32	x	x	x				NM	

Starting order	1	2	3	4	5	6	7	8	9	10	11	12	13	14	15	16
Initial	2223	2786	2013	2285	2521	2395	2659	2785	2769	2001	2325	2629	2007	2197	2486	2580
Final	2659	2722	2629	2223	2769	2486	2001	2161								

Starting order	17	18	19	20												
Initial	2722	2407	2191	2161												
Final																

## Weather conditions

Temperature: 24 °C Humidity: 32 % Conditions: Sky Clear

## LEGEND

**NM** No Mark **PB** Personal Best **RR** Regional Record **SB** Season Best  
**WR** World Record **x** Failure



Olympic Stadium

FRI 7 SEP 2012  
19:02

Athletics

Men's Discus Throw — F32/33/34

Final



## Start List

## F32 Records

<b>WORLD RECORD</b>	<b>20.41m</b>	<b>SERBUS Frantisek</b>	CZE	Stadskanaal (NED)	28 JUN 2012
<b>PARALYMPIC RECORD</b>	<b>19.72m</b>	<b>IDOUDI Mourad</b>	TUN	Beijing (CHN)	11 SEP 2008

## F33 Records

<b>WORLD RECORD</b>	<b>31.93m</b>	<b>ALNAKHLI Hani</b>	KSA	Tunis (TUN)	26 MAR 2012
<b>PARALYMPIC RECORD</b>	<b>28.37m</b>	<b>MARTIN Chris</b>	GBR	Beijing (CHN)	8 SEP 2008

## F34 Records

<b>WORLD RECORD</b>	<b>44.03m</b>	<b>KHAKZADIYEH Jalal</b>	IRI	Sharjah (UAE)	4 DEC 2011
<b>PARALYMPIC RECORD</b>	<b>39.12m</b>	<b>SALEH FARAJZADEH Siamak</b>	IRI	Athens (GRE)	20 SEP 2004

Order	Bib	Name	NPC Code	Date of Birth	Sport Class	PB	SB	1	2	3	Best	4	5	6	Result	Rank
1	2223	SERBUS Frantisek	CZE	20 JUL 1985	F32	20.41	20.41									
2	2786	ALMEHAIRI Mohammad	UAE	28 FEB 1981	F34	32.67	31.62									
3	2013	KARDJENA Kamel	ALG	26 MAY 1981	F33	28.42	27.65									
4	2285	CIBONE Thierry	FRA	8 AUG 1973	F34	42.16	36.42									
5	2521	MAJURIN Adderin	MAS	12 JAN 1982	F33	26.10	26.10									
6	2395	KHAKZADIYEH Jalal	IRI	24 AUG 1979	F34	44.03	41.44									
7	2659	EL'MIN Alexander	RUS	3 MAY 1991	F34	39.10	39.10									
8	2785	ALHOUSANI Ahmed	UAE	8 MAR 1987	F33	27.32	27.32									
9	2769	KRID Mohamed Ali	TUN	12 MAY 1991	F34	42.26										
10	2001	BAHLAZ Lahouari	ALG	12 MAR 1979	F32	20.30	19.04									
11	2325	TSCHERNIAWSKY Kieran	GBR	18 JAN 1992	F33	30.99	30.99									
12	2629	ABDULRAHMAN Abdulrahman Abdulqadir	QAT	7 SEP 1988	F34	40.27										
13	2007	BETINA Karim	ALG	18 AUG 1978	F32	20.13	20.13									
14	2197	HUDINA Slaven	CRO	3 DEC 1984	F32	18.05	18.05									
15	2486	ALNAKHLI Hani	KSA	14 MAR 1986	F33	31.93	31.93									
16	2580	AL NABHANI Mohamed	OMA	10 JUL 1985	F33	20.14	20.14									
17	2722	BARDIOVSKY Miloslav	SVK	16 SEP 1959	F32	20.14	19.68									
18	2407	O DWYER Raymond	IRL	17 MAR 1990	F34	30.70	30.70									
19	2191	VALENCIA Mauricio	COL	28 DEC 1987	F34	39.43	39.43									
20	2161	WANG Yanzhang	CHN	31 MAY 1991	F34	41.96										

## LEGEND

**PB** Personal Best                      **SB** Season's Best






Olympic Stadium

MON 3 SEP 2012  
10:13

Athletics

Men's Discus Throw — F35/36

Final



## Results

<b>WORLD RECORD</b>	<b>38.98m</b>	<b>WANG Wenbo</b>	CHN	Beijing (CHN)	11 SEP 2008
<b>PARALYMPIC RECORD</b>	<b>38.98m</b>	<b>WANG Wenbo</b>	CHN	Beijing (CHN)	11 SEP 2008

Rank	Bib	Name	NPC Code	Date of Birth	Sport Class	1	2	3	4	5	6	Result
1	2336	DIETZ Sebastian Ernst Klaus	GER	25 FEB 1985	F36	37.79	37.38	38.54	36.01	33.30	33.68	<b>38.54</b>
2	2804	PASHKOV Oleksii	UKR	6 JAN 1981	F36	33.15	x	37.89	37.80	31.89	36.56	<b>37.89</b> PB
3	2160	WANG Wenbo	CHN	2 FEB 1969	F36	34.36	37.66	37.87	35.82	37.61	34.55	<b>37.87</b> SB
4	2603	PIOTROWSKI Pawel	POL	24 SEP 1985	F36	36.58	37.29	x	37.59	31.00	x	<b>37.59</b>
5	2810	ZHAIVORONOK Volodymyr	UKR	23 JAN 1989	F36	x	37.34	x	33.91	35.76	x	<b>37.34</b> SB
6	2557	BENADE Reginald	NAM	19 JUN 1974	F36	29.90	32.50	36.76	x	37.28	x	<b>37.28</b> SB
7	2204	VIDOVIC Albin	CRO	15 MAR 1975	F36	x	36.20	x	31.43	32.16	x	<b>36.20</b>
8	2648	STRYDOM Duane	RSA	22 MAR 1969	F36	34.44	x	35.64	35.02	x	34.48	<b>35.64</b>
9	2103	SOUZA Paulo	BRA	20 SEP 1985	F36	31.59	32.86	x				<b>32.86</b>
10	2585	FALCONI-ALVAREZ Pompilio	PER	9 FEB 1957	F36	29.10	29.80	31.08				<b>31.08</b> SB
11	2547	ZERTUCHE RODRIGUEZ Norberto M.	MEX	31 JUL 1991	F36	6.81	29.95	x				<b>29.95</b>

Starting order	1	2	3	4	5	6	7	8	9	10	11
Initial	2603	2204	2810	2547	2648	2585	2160	2336	2103	2557	2804
Final	2648	2204	2557	2603	2810	2160	2804	2336			

## Weather conditions

Temperature: 17 °C Humidity: 82 % Conditions: Sunny

## LEGEND

PB Personal Best SB Season Best x Failure



Olympic Stadium

MON 3 SEP 2012  
10:10

Athletics

Men's Discus Throw — F35/36

Final



## Start List

## F36 Records

<b>WORLD RECORD</b>	<b>38.98m</b>	<b>WANG Wenbo</b>	CHN	Beijing (CHN)	11 SEP 2008
<b>PARALYMPIC RECORD</b>	<b>38.98m</b>	<b>WANG Wenbo</b>	CHN	Beijing (CHN)	11 SEP 2008

Order	Bib	Name	NPC Code	Date of Birth	Sport Class	PB	SB	1	2	3	Best	4	5	6	Result	Rank
1	2603	PIOTROWSKI Pawel	POL	24 SEP 1985	F36	38.65	38.13									
2	2204	VIDOVIC Albin	CRO	15 MAR 1975	F36	38.09	38.09									
3	2810	ZHAIVORONOK Volodymyr	UKR	23 JAN 1989	F36	38.09	33.68									
4	2547	ZERTUCHE RODRIGUEZ Norberto M.	MEX	31 JUL 1991	F36	34.14	32.94									
5	2648	STRYDOM Duane	RSA	22 MAR 1969	F36	37.64	37.64									
6	2585	FALCONI-ALVAREZ Pompilio	PER	9 FEB 1957	F36	33.47										
7	2160	WANG Wenbo	CHN	2 FEB 1969	F36	37.98										
8	2336	DIETZ Sebastian Ernst Klaus	GER	25 FEB 1985	F36	39.62	39.62									
9	2103	SOUZA Paulo	BRA	20 SEP 1985	F36	36.71	33.84									
10	2557	BENADE Reginald	NAM	19 JUN 1974	F36	38.37	36.97									
11	2804	PASHKOV Oleksii	UKR	6 JAN 1981	F36	32.60	32.60									

## LEGEND

PB Personal Best

SB Season's Best




Olympic Stadium

FRI 7 SEP 2012  
19:20

Athletics

Men's Discus Throw — F37/38

Final



## Results

## F37 Records

<b>WORLD RECORD</b>	<b>55.81m</b>	<b>XIA Dong</b>	CHN	London (GBR)	7 SEP 2012
<b>PARALYMPIC RECORD</b>	<b>55.81m</b>	<b>XIA Dong</b>	CHN	London (GBR)	7 SEP 2012

## F38 Records

<b>WORLD RECORD</b>	<b>52.91m</b>	<b>HARDANI Javad</b>	IRI	London (GBR)	7 SEP 2012
<b>PARALYMPIC RECORD</b>	<b>52.91m</b>	<b>HARDANI Javad</b>	IRI	London (GBR)	7 SEP 2012

Rank	Bib	Name	NPC Code	Date of Birth	Sport Class	1	2	3	4	5	6	Result (Points)	
1	2390	HARDANI Javad	IRI	22 MAR 1984	F38	51.51 (1018)	48.31 (999)	52.46 (1022)	52.91 (1024)	47.32 (992)	-	52.91 <b>(1024)</b>	WR
2	2164	XIA Dong	CHN	6 JUN 1984	F37	51.34 (992)	53.71 (1007)	55.81 (1017)	x	51.55 (993)	x	55.81 <b>(1017)</b>	WR
3	2593	BLATKIEWICZ Tomasz	POL	28 NOV 1972	F37	45.49 (938)	50.84 (988)	51.12 (990)	50.05 (982)	54.02 (1008)	50.31 (984)	54.02 <b>(1008)</b>	RR
4	2851	NORBEKOV Khusniddin	UZB	23 MAY 1987	F37	x	48.92 (973)	50.27 (984)	52.05 (997)	51.54 (993)	x	52.05 <b>(997)</b>	PB
5	2242	RAMADAN Mohamed Mohamed	EGY	3 DEC 1984	F37	49.95 (981)	49.90 (981)	51.49 (993)	51.92 (996)	49.27 (976)	47.44 (959)	51.92 <b>(996)</b>	RR
6	2774	OUERFELLI Hamdi	TUN	14 JUN 1989	F38	42.24 (942)	45.02 (972)	44.24 (964)	43.99 (962)	43.99 (962)	44.48 (967)	45.02 <b>(972)</b>	RR
7	2794	DOROSHENKO Oleksandr	UKR	1 SEP 1981	F38	39.56 (904)	44.49 (967)	43.25 (954)	39.95 (910)	44.58 (968)	x	44.58 <b>(968)</b>	=RR
8	2238	ABDELWARETH Ibrahim Ahmed	EGY	16 DEC 1988	F38	37.41 (866)	42.94 (950)	x	x	x	x	42.94 <b>(950)</b>	PB
9	2499	BILIUS Mindaugas	LTU	13 FEB 1982	F37	x	33.17 (692)	43.29 (909)				43.29 <b>(909)</b>	
10	2232	JENSEN Ronni	DEN	15 SEP 1980	F37	41.21 (877)	42.51 (898)	41.47 (881)				42.51 <b>(898)</b>	
11	2106	MESHAIMA Ahmed	BRN	11 OCT 1983	F37	x	40.21 (859)	x				40.21 <b>(859)</b>	SB
12	2276	MUSTIKKAMAA Timo	FIN	23 SEP 1970	F37	x	39.98 (855)	x				39.98 <b>(855)</b>	SB
13	2809	ZHABNYAK Mykola	UKR	30 SEP 1979	F37	x	x	39.30 (842)				39.30 <b>(842)</b>	
	2219	GREZL Dusan	CZE	4 MAY 1979	F38							DNS	

Starting order	1	2	3	4	5	6	7	8	9	10	11	12	13	14
Initial	2499	2232	2774	2106	2164	2276	2219	2390	2242	2809	2593	2851	2238	2794
Final	2238	2794	2774	2851	2593	2242	2164	2390						

## Weather conditions

Temperature: 24 °C

Humidity: 32 %

Conditions: Sky Clear

## LEGEND

-	Pass	=RR	Equal Regional Record	DNS	Did Not Start	PB	Personal Best
RR	Regional Record	SB	Season Best	WR	World Record	x	Failure




Olympic Stadium

FRI 7 SEP 2012  
19:20

Athletics

Men's Discus Throw — F37/38

Final



## Start List

## F37 Records

<b>WORLD RECORD</b>	<b>53.00m</b>	<b>BLATKIEWICZ Tomasz</b>	POL	Christchurch (NZL)	23 JAN 2011
<b>PARALYMPIC RECORD</b>	<b>52.00m</b>	<b>ZHABNYAK Mykola</b>	UKR	Beijing (CHN)	14 SEP 2008

## F38 Records

<b>WORLD RECORD</b>	<b>48.32m</b>	<b>HARDANI Javad</b>	IRI	Tunis (TUN)	20 JUN 2009
<b>PARALYMPIC RECORD</b>	<b>45.62m</b>	<b>HARDANI Javad</b>	IRI	Beijing (CHN)	14 SEP 2008

Order	Bib	Name	NPC Code	Date of Birth	Sport Class	PB	SB	1	2	3	Best	4	5	6	Result	Rank
1	2499	BILIUS Mindaugas	LTU	13 FEB 1982	F37	46.05	46.05									
2	2232	JENSEN Ronni	DEN	15 SEP 1980	F37	47.04	47.02									
3	2774	OUERFELLI Hamdi	TUN	14 JUN 1989	F38	44.75	44.75									
4	2106	MESHAIMA Ahmed	BRN	11 OCT 1983	F37	41.29	37.95									
5	2164	XIA Dong	CHN	6 JUN 1984	F37	52.29										
6	2276	MUSTIKKAMAA Timo	FIN	23 SEP 1970	F37	42.10	36.34									
7	2219	GREZL Dusan	CZE	4 MAY 1979	F38	35.04	33.04									
8	2390	HARDANI Javad	IRI	22 MAR 1984	F38	48.32	48.06									
9	2242	RAMADAN Mohamed Mohamed	EGY	3 DEC 1984	F37	48.73	48.73									
10	2809	ZHABNYAK Mykola	UKR	30 SEP 1979	F37	52.48	44.59									
11	2593	BLATKIEWICZ Tomasz	POL	28 NOV 1972	F37	53.00	50.16									
12	2851	NORBEKOV Khusniddin	UZB	23 MAY 1987	F37	47.84	47.84									
13	2238	ABDELWARETH Ibrahim Ahmed	EGY	16 DEC 1988	F38	41.84	41.84									
14	2794	DOROSHENKO Oleksandr	UKR	1 SEP 1981	F38	43.58	40.57									

## LEGEND

PB Personal Best

SB Season's Best




Olympic Stadium

TUE 4 SEP 2012  
21:00

Athletics

Men's Discus Throw — F40

Final



## Results

<b>WORLD RECORD</b>	<b>45.78m</b>	<b>WANG Zhiming</b>	CHN	London (GBR)	4 SEP 2012
---------------------	---------------	---------------------	-----	--------------	------------

Rank	Bib	Name	NPC Code	Date of Birth	Sport Class	1	2	3	4	5	6	Result
1	2162	WANG Zhiming	CHN	1 MAR 1992	F40	36.34	45.78	38.32	45.15	41.65	37.91	<b>45.78</b> WR
2	2365	STATHELAKOS Paschalis	GRE	24 FEB 1991	F40	36.45	37.56	32.64	42.08	x	44.11	<b>44.11</b> RR
3	2093	SANTOS Jonathan De Souza	BRA	19 MAR 1990	F40	39.53	40.49	39.58	40.00	40.37	x	<b>40.49</b>
4	2610	TYSZKOWSKI Bartosz	POL	25 JAN 1994	F40	26.04	35.11	39.20	38.72	x	32.91	<b>39.20</b>
5	2771	MEJRI Sofyane	TUN	24 OCT 1985	F40	36.86	38.07	36.27	37.36	x	35.47	<b>38.07</b> RR
6	2359	KONSTANTINIDIS Alexandros Michail	GRE	8 NOV 1983	F40	32.60	37.59	x	36.69	37.04	35.14	<b>37.59</b> SB
7	2822	DANBERG Scott	USA	28 JUL 1962	F40	33.78	32.25	31.01	33.46	31.92	x	<b>33.78</b> SB
8	2136	FAN Chengcheng	CHN	4 JAN 1984	F40	32.81	33.07	30.86	31.62	32.93	33.19	<b>33.19</b> SB
9	2514	RACHAD Rachid	MAR	27 DEC 1971	F40	32.26	30.22	29.33				<b>32.26</b> PB
10	2010	GHERZOULI Hocine	ALG	18 AUG 1989	F40	x	29.57	30.89				<b>30.89</b> PB
11	2418	NUKHAILAWI Wildan	IRQ	10 AUG 1986	F40	27.67	x	28.24				<b>28.24</b> SB
12	2411	ABDULRAHEEM Kovan	IRQ	1 MAR 1988	F40	26.25	x	27.28				<b>27.28</b>

Starting order	1	2	3	4	5	6	7	8	9	10	11	12
Initial	2162	2359	2136	2010	2514	2822	2610	2365	2093	2418	2771	2411
Final	2136	2822	2365	2359	2771	2610	2093	2162				

## Weather conditions

Temperature: 24 °C

Humidity: 57 %

Conditions: Cloudy

## LEGEND

**PB** Personal Best  
**x** Failure

**RR** Regional Record

**SB** Season Best

**WR** World Record



Olympic Stadium

TUE 4 SEP 2012  
20:28

Athletics

Men's Discus Throw — F40

Final



### Start List

**WORLD RECORD** 42.03m **SANTOS Jonathan De Souza** BRA Sao Paulo (BRA) 16 JUN 2012

Order	Bib	Name	NPC Code	Date of Birth	Sport Class	PB	SB	1	2	3	Best	4	5	6	Result	Rank
1	2162	WANG Zhiming	CHN	1 MAR 1992	F40	36.12	36.12									
2	2359	KONSTANTINIDIS Alexandros Michail	GRE	8 NOV 1983	F40	37.88	36.08									
3	2136	FAN Chengcheng	CHN	4 JAN 1984	F40	34.64										
4	2010	GHERZOULI Hocine	ALG	18 AUG 1989	F40	30.77	30.77									
5	2514	RACHAD Rachid	MAR	27 DEC 1971	F40	28.45	26.99									
6	2822	DANBERG Scott	USA	28 JUL 1962	F40	37.96	33.54									
7	2610	TYSZKOWSKI Bartosz	POL	25 JAN 1994	F40	39.78	39.78									
8	2365	STATHELAKOS Paschalis	GRE	24 FEB 1991	F40	40.92	35.89									
9	2093	SANTOS Jonathan De Souza	BRA	19 MAR 1990	F40	42.03	42.03									
10	2418	NUKHAILAWI Wildan	IRQ	10 AUG 1986	F40	30.02										
11	2771	MEJRI Sofyane	TUN	24 OCT 1985	F40	35.89	35.89									
12	2411	ABDULRAHEEM Kovan	IRQ	1 MAR 1988	F40	31.93	31.93									

**LEGEND**

**PB** Personal Best                      **SB** Season's Best



Olympic Stadium

SUN 2 SEP 2012  
11:50

Athletics

Men's Discus Throw — F42

Final



## Results

<b>WORLD RECORD</b>	47.85m	LOMBAARD Fanie	RSA	Villeneuve-d'Ascq (FRA)	24 JUL 2002
<b>PARALYMPIC RECORD</b>	47.08m	LOMBAARD Fanie	RSA	Sydney, NSW (AUS)	26 OCT 2000

Rank	Bib	Name	NPC Code	Date of Birth	Sport Class	1	2	3	4	5	6	Result
1	2309	DAVIES Aled	GBR	24 MAY 1991	F42	45.31	42.33	45.37	42.40	41.68	46.14	<b>46.14</b> RR
2	2394	KARAM ZADEH Mehrdad	IRI	20 SEP 1971	F42	43.73	x	42.86	43.23	44.62	44.37	<b>44.62</b> PB
3	2158	WANG Lezheng	CHN	4 MAR 1976	F42	38.45	40.88	40.38	42.81	41.50	x	<b>42.81</b> PB
4	2354	FYLACHTOS Marinos	GRE	4 JAN 1973	F42	38.31	39.59	41.63	41.00	40.50	40.14	<b>41.63</b> PB
5	2145	KANG Guofeng	CHN	5 OCT 1988	F42	39.04	40.14	40.46	39.65	40.07	40.77	<b>40.77</b> PB
6	2069	de KEERSMAEKER Gino	BEL	24 JUL 1970	F42	x	39.12	39.61	39.81	39.81	40.17	<b>40.17</b> SB
7	2382	JAIDEEP Jaideep	IND	30 DEC 1989	F42	6.78	38.20	37.77	39.77	39.23	38.43	<b>39.77</b>
8	2736	BASSAM SAWSAN Bassam	SYR	1 JUL 1977	F42	36.85	x	32.78	37.27	31.40	32.32	<b>37.27</b>
9	2139	FU Yanlong	CHN	23 JUN 1988	F42	x	x	36.54				<b>36.54</b> SB
	2108	OVCHAROV Dechko	BUL	3 APR 1980	F42	x	x	x				<b>NM</b>

Starting order	1	2	3	4	5	6	7	8	9	10
Initial	2108	2158	2736	2394	2309	2139	2069	2382	2354	2145
Final	2736	2382	2069	2145	2158	2354	2394	2309		

## Weather conditions

Temperature: 15 °C

Humidity: 86 %

Conditions: Cloudy

## LEGEND

**NM** No Mark  
**x** Failure

**PB** Personal Best**RR** Regional Record**SB** Season Best



Olympic Stadium

SUN 2 SEP 2012  
11:50

Athletics

Men's Discus Throw — F42

Final



### Start List

<b>WORLD RECORD</b>	47.85m	LOMBAARD Fanie	RSA	Villeneuve-d'Ascq (FRA)	24 JUL 2002
<b>PARALYMPIC RECORD</b>	47.08m	LOMBAARD Fanie	RSA	Sydney, NSW (AUS)	26 OCT 2000

Order	Bib	Name	NPC Code	Date of Birth	Sport Class	PB	SB	1	2	3	Best	4	5	6	Result	Rank
1	2108	OVCHAROV Dechko	BUL	3 APR 1980	F42	41.33	41.33									
2	2158	WANG Lezheng	CHN	4 MAR 1976	F42	42.10										
3	2736	BASSAM SAWSAN Bassam	SYR	1 JUL 1977	F42	40.80	40.80									
4	2394	KARAM ZADEH Mehrdad	IRI	20 SEP 1971	F42	42.54	41.72									
5	2309	DAVIES Aled	GBR	24 MAY 1991	F42	47.72	47.72									
6	2139	FU Yanlong	CHN	23 JUN 1988	F42	40.08										
7	2069	de KEERSMAEKER Gino	BEL	24 JUL 1970	F42	42.54										
8	2382	JAIDEEP Jaideep	IND	30 DEC 1989	F42	40.48	40.48									
9	2354	FYLACHTOS Marinos	GRE	4 JAN 1973	F42	41.27	41.00									
10	2145	KANG Guofeng	CHN	5 OCT 1988	F42	38.16	38.16									

**LEGEND**

**PB** Personal Best                      **SB** Season's Best







Olympic Stadium

THU 6 SEP 2012  
21:00

Athletics

Men's Discus Throw — F44

Final



## Results

<b>WORLD RECORD</b>	<b>63.46m</b>	<b>CAMPBELL Jeremy</b>	USA	Oklahoma City, OK (USA)	9 JUN 2012
<b>PARALYMPIC RECORD</b>	<b>55.12m</b>	<b>GREAVES Dan</b>	GBR	Athens (GRE)	20 SEP 2004

Rank	Bib	Name	NPC Code	Date of Birth	Sport Class	1	2	3	4	5	6	Result
1	2819	CAMPBELL Jeremy	USA	19 AUG 1987	F44	x	56.15	x	60.05	x	59.39	<b>60.05</b> PR
2	2313	GREAVES Dan	GBR	4 OCT 1982	F44	53.75	56.29	59.01	x	57.67	55.58	<b>59.01</b> SB
3	2400	SEPAHVAND Farzad	IRI	15 JUL 1986	F44	53.69	56.73	54.33	x	56.16	58.39	<b>58.39</b> RR
4	2725	MATUSIK Adrian	SVK	13 APR 1980	F44	51.41	53.94	52.55	x	x	x	<b>53.94</b> PB
5	2201	SLIVAR Josip	CRO	2 FEB 1970	F44	x	43.57	x	46.70	41.77	45.51	<b>46.70</b> PB
6	2082	BORGES Marco Aurelio	BRA	5 JAN 1978	F44	44.87	x	42.80	x	45.52	42.86	<b>45.52</b>
7	2660	FILATOV Alexander	RUS	7 APR 1981	F44	43.73	44.81	43.88	44.36	45.16	x	<b>45.16</b> SB
8	2739	LIKU Aloalo Ki Eneio	TGA	20 FEB 1978	F44	x	31.08	29.94	30.78	28.08	32.73	<b>32.73</b> SB

Starting order	1	2	3	4	5	6	7	8
Initial	2725	2313	2739	2400	2660	2201	2819	2082
Final	2739	2201	2660	2082	2725	2819	2400	2313

## Weather conditions

Temperature: 21 °C

Humidity: 39 %

Conditions: Sky Clear

## LEGEND

PB Personal Best  
x Failure

PR Paralympic Record

RR Regional Record

SB Season Best



Olympic Stadium

THU 6 SEP 2012  
21:00

Athletics

Men's Discus Throw — F44

Final



### Start List

<b>WORLD RECORD</b>	<b>63.46m</b>	<b>CAMPBELL Jeremy</b>	USA	Oklahoma City, OK (USA)	9 JUN 2012
<b>PARALYMPIC RECORD</b>	<b>55.12m</b>	<b>GREAVES Dan</b>	GBR	Athens (GRE)	20 SEP 2004

Order	Bib	Name	NPC Code	Date of Birth	Sport Class	PB	SB	1	2	3	Best	4	5	6	Result	Rank
1	2725	MATUSIK Adrian	SVK	13 APR 1980	F44	52.87	51.52									
2	2313	GREAVES Dan	GBR	4 OCT 1982	F44	59.85	57.83									
3	2739	LIKU Aloalo Ki Eneio	TGA	20 FEB 1978	F44											
4	2400	SEPAHVAND Farzad	IRI	15 JUL 1986	F44	55.54	55.54									
5	2660	FILATOV Alexander	RUS	7 APR 1981	F44	45.61	45.12									
6	2201	SLIVAR Josip	CRO	2 FEB 1970	F44	45.96	45.96									
7	2819	CAMPBELL Jeremy	USA	19 AUG 1987	F44	63.46	63.46									
8	2082	BORGES Marco Aurelio	BRA	5 JAN 1978	F44	48.85	48.85									

<b>LEGEND</b>
<b>PB</b> Personal Best <b>SB</b> Season's Best




Olympic Stadium

THU 6 SEP 2012  
10:00

Athletics

Men's Discus Throw — F51/52/53

Final



## Results

## F51 Records

<b>WORLD RECORD</b>	<b>11.98m</b>	<b>FLERE Joze</b>	SLO	Zagreb (CRO)	6 MAY 2012
<b>PARALYMPIC RECORD</b>	<b>10.99m</b>	<b>FLERE Joze</b>	SLO	Beijing (CHN)	11 SEP 2008

## F52 Records

<b>WORLD RECORD</b>	<b>20.88m</b>	<b>APINIS Aigars</b>	LAT	Christchurch (NZL)	27 JAN 2011
<b>PARALYMPIC RECORD</b>	<b>20.47m</b>	<b>APINIS Aigars</b>	LAT	Beijing (CHN)	8 SEP 2008

## F53 Records

<b>WORLD RECORD</b>	<b>26.62m</b>	<b>OI Toshie</b>	JPN	Okayama (JPN)	30 SEP 2006
<b>PARALYMPIC RECORD</b>	<b>26.21m</b>	<b>OI Toshie</b>	JPN	Beijing (CHN)	14 SEP 2008

Rank	Bib	Name	NPC Code	Date of Birth	Sport Class	1	2	3	4	5	6	Result (Points)	
1	2006	BERRAHAL Mohamed	ALG	24 MAY 1979	F51	12.18 (1061)	10.99 (857)	12.37 (1093)	5.01 (105)	x	x	12.37 <b>(1093)</b>	WR
2	2494	APINIS Aigars	LAT	9 JUN 1973	F52	19.97 (910)	20.73 (983)	19.92 (905)	21.00 (1010)	20.98 (1008)	20.17 (929)	21.00 <b>(1010)</b>	WR
3	2777	ZEMZEMI Mohamed	TUN	3 JUL 1991	F51	x	x	10.93 (847)	9.78 (656)	11.00 (859)	11.34 (917)	11.34 <b>(917)</b>	PB
4	2433	CUNNINGHAM Alphanso	JAM	29 AUG 1980	F53	23.96 (782)	24.19 (799)	24.68 (835)	23.41 (741)	x	24.62 (831)	24.68 <b>(835)</b>	SB
5	2695	FLERE Joze	SLO	27 FEB 1968	F51	x	10.42 (761)	x	9.83 (664)	x	x	10.42 <b>(761)</b>	
6	2226	ZVOLANEK Martin	CZE	26 MAY 1974	F51	9.47 (607)	9.80 (660)	10.34 (748)	8.92 (523)	9.96 (686)	x	10.34 <b>(748)</b>	SB
7	2355	KALOGEROS Pantelis	GRE	8 MAY 1967	F51	9.50 (612)	9.93 (681)	9.51 (613)	x	10.06 (702)	9.61 (629)	10.06 <b>(702)</b>	PB
8	2383	KUMAR Amit Kumar	IND	12 JAN 1985	F51	9.80 (660)	9.34 (587)	9.62 (631)	8.96 (529)	9.72 (647)	9.89 (674)	9.89 <b>(674)</b>	
9	2841	SEVERN Scot	USA	20 JUL 1968	F53	21.49 (605)	22.01 (641)	21.78 (625)				22.01 <b>(641)</b>	
10	2450	OI Toshie	JPN	29 AUG 1948	F53	20.35 (528)	19.75 (489)	20.28 (523)				20.35 <b>(528)</b>	
	2357	KAPLANIS Nikolaos	GRE	6 MAY 1973	F51	x	x	x				NM	
	2199	MATIC Miroslav	CRO	3 MAR 1967	F51	x	x	x				NM	

Starting order	1	2	3	4	5	6	7	8	9	10	11	12
Initial	2357	2695	2199	2841	2777	2433	2355	2383	2226	2494	2006	2450
Final	2383	2355	2226	2695	2433	2777	2494	2006				

## Weather conditions

Temperature: 18 °C Humidity: 83 % Conditions: Sunny

## LEGEND

**NM** No Mark      **PB** Personal Best      **SB** Season Best      **WR** World Record  
**x** Failure



Olympic Stadium

THU 6 SEP 2012  
10:00

Athletics

Men's Discus Throw — F51/52/53

Final



## Start List

## F51 Records

<b>WORLD RECORD</b>	<b>11.98m</b>	<b>FLERE Joze</b>	SLO	Zagreb (CRO)	6 MAY 2012
<b>PARALYMPIC RECORD</b>	<b>10.99m</b>	<b>FLERE Joze</b>	SLO	Beijing (CHN)	11 SEP 2008

## F52 Records

<b>WORLD RECORD</b>	<b>20.88m</b>	<b>APINIS Aigars</b>	LAT	Christchurch (NZL)	27 JAN 2011
<b>PARALYMPIC RECORD</b>	<b>20.47m</b>	<b>APINIS Aigars</b>	LAT	Beijing (CHN)	8 SEP 2008

## F53 Records

<b>WORLD RECORD</b>	<b>26.62m</b>	<b>OI Toshie</b>	JPN	Okayama (JPN)	30 SEP 2006
<b>PARALYMPIC RECORD</b>	<b>26.21m</b>	<b>OI Toshie</b>	JPN	Beijing (CHN)	14 SEP 2008

Order	Bib	Name	NPC Code	Date of Birth	Sport Class	PB	SB	1	2	3	Best	4	5	6	Result	Rank
1	2357	KAPLANIS Nikolaos	GRE	6 MAY 1973	F51	9.54	9.54									
2	2695	FLERE Joze	SLO	27 FEB 1968	F51	11.98	11.98									
3	2199	MATIC Miroslav	CRO	3 MAR 1967	F51	10.33	10.20									
4	2841	SEVERN Scot	USA	20 JUL 1968	F53	23.53	23.43									
5	2777	ZEMZEMI Mohamed	TUN	3 JUL 1991	F51	10.09	10.09									
6	2433	CUNNINGHAM Alphanso	JAM	29 AUG 1980	F53	26.45										
7	2355	KALOGEROS Pantelis	GRE	8 MAY 1967	F51	9.92										
8	2383	KUMAR Amit Kumar	IND	12 JAN 1985	F51	10.27	10.27									
9	2226	ZVOLANEK Martin	CZE	26 MAY 1974	F51	10.64										
10	2494	APINIS Aigars	LAT	9 JUN 1973	F52	20.88										
11	2006	BERRAHAL Mohamed	ALG	24 MAY 1979	F51	11.73	11.73									
12	2450	OI Toshie	JPN	29 AUG 1948	F53	24.78	23.30									

## LEGEND

**PB** Personal Best                      **SB** Season's Best




Olympic Stadium

WED 5 SEP 2012  
10:01

Athletics

Men's Discus Throw — F54/55/56

Final



## Results

## F54 Records

<b>WORLD RECORD</b>	<b>32.76m</b>	<b>DIAZ Leonardo</b>	CUB	Mar del Plata (ARG)	8 DEC 2003
<b>PARALYMPIC RECORD</b>	<b>31.08m</b>	<b>FAN Liang</b>	CHN	Beijing (CHN)	14 SEP 2008

## F55 Records

<b>WORLD RECORD</b>	<b>39.42m</b>	<b>YUSEINOV Mustafa</b>	BUL	Christchurch (NZL)	28 JAN 2011
<b>PARALYMPIC RECORD</b>	<b>37.48m</b>	<b>NEMEC Martin</b>	CZE	Beijing (CHN)	8 SEP 2008

## F56 Records

<b>WORLD RECORD</b>	<b>44.36m</b>	<b>DIAZ Leonardo</b>	CUB	Guadalajara (MEX)	16 NOV 2011
<b>PARALYMPIC RECORD</b>	<b>40.87m</b>	<b>DIAZ Leonardo</b>	CUB	Beijing (CHN)	8 SEP 2008

Rank	Bib	Name	NPC Code	Date of Birth	Sport Class	1	2	3	4	5	6	Result (Points)	
1	2209	DIAZ Leonardo	CUB	16 FEB 1975	F56	44.24 (1013)	x	43.94 (1009)	44.63 (1019)	44.39 (1015)	44.36 (1015)	44.63 <b>(1019)</b>	WR
2	2700	MITROVIC Drazenko	SRB	9 AUG 1979	F54	32.93 (1012)	32.90 (1011)	32.97 (1012)	29.34 (928)	31.68 (986)	31.74 (987)	32.97 <b>(1012)</b>	WR
3	2397	MOHAMMAD YARI Ali	IRI	22 DEC 1982	F56	40.73 (955)	39.17 (925)	39.56 (933)	6.07 (7)	38.69 (915)	41.98 (978)	41.98 <b>(978)</b>	SB
4	2061	MUSAYEV Olokhan	AZE	30 MAY 1979	F56	39.44 (930)	40.90 (959)	41.77 (974)	37.04 (877)	39.40 (929)	34.18 (802)	41.77 <b>(974)</b>	PB
5	2432	CAMPBELL Tanto	JAM	15 JAN 1986	F56	35.99 (851)	41.66 (972)	40.93 (959)	39.38 (929)	41.07 (962)	40.91 (959)	41.66 <b>(972)</b>	PB
6	2221	NEMEC Martin	CZE	24 MAY 1974	F55	34.07 (890)	33.17 (866)	35.92 (934)	34.68 (905)	33.69 (880)	34.81 (908)	35.92 <b>(934)</b>	SB
7	2137	FAN Liang	CHN	7 APR 1958	F54	28.52 (905)	27.68 (879)	x	27.67 (878)	18.30 (465)	29.02 (919)	29.02 <b>(919)</b>	SB
8	2110	YUSEINOV Mustafa	BUL	24 SEP 1970	F55	28.86 (732)	32.56 (849)	31.67 (824)	31.06 (805)	32.19 (839)	32.21 (839)	32.56 <b>(849)</b>	
9	2240	IBRAHIM Ibrahim	EGY	1 JUN 1974	F56	x	35.32 (834)	x	x	x	x	35.32 <b>(834)</b>	RR
10	2360	NALMPANTIS Ilias	GRE	2 JUL 1972	F55	29.42 (751)	30.86 (799)	31.37 (814)				31.37 <b>(814)</b>	PB
11	2109	RUZHDI Ruzhdi	BUL	14 APR 1991	F55	30.29 (780)	30.27 (780)	30.47 (786)				30.47 <b>(786)</b>	
12	2590	ZAQOUT Khamis	PLE	6 DEC 1965	F55	20.87 (405)	23.65 (526)	29.41 (751)				29.41 <b>(751)</b>	
13	2874	TRINH Cong Luan	VIE	6 JAN 1972	F56	26.76 (551)	x	x				26.76 <b>(551)</b>	

Starting order	1	2	3	4	5	6	7	8	9	10	11	12	13
Initial	2700	2110	2061	2109	2221	2240	2874	2360	2209	2590	2137	2397	2432
Final	2700	2110	2061		2221	2240			2209		2137	2397	2432

## Weather conditions

Temperature: 16 °C

Humidity: 50 %

Conditions: Sunny

## LEGEND

PB Personal Best  
x Failure

RR Regional Record

SB Season Best

WR World Record




Olympic Stadium

WED 5 SEP 2012  
10:01

Athletics

Men's Discus Throw — F54/55/56

Final



## Start List

**REVISED**  
4 SEP 18:59

## F54 Records

<b>WORLD RECORD</b>	<b>32.76m</b>	<b>DIAZ Leonardo</b>	CUB	Mar del Plata (ARG)	8 DEC 2003
<b>PARALYMPIC RECORD</b>	<b>31.08m</b>	<b>FAN Liang</b>	CHN	Beijing (CHN)	14 SEP 2008

## F55 Records

<b>WORLD RECORD</b>	<b>39.42m</b>	<b>YUSEINOV Mustafa</b>	BUL	Christchurch (NZL)	28 JAN 2011
<b>PARALYMPIC RECORD</b>	<b>37.48m</b>	<b>NEMEC Martin</b>	CZE	Beijing (CHN)	8 SEP 2008

## F56 Records

<b>WORLD RECORD</b>	<b>44.36m</b>	<b>DIAZ Leonardo</b>	CUB	Guadalajara (MEX)	16 NOV 2011
<b>PARALYMPIC RECORD</b>	<b>40.87m</b>	<b>DIAZ Leonardo</b>	CUB	Beijing (CHN)	8 SEP 2008

Order	Bib	Name	NPC Code	Date of Birth	Sport Class	PB	SB	1	2	3	Best	4	5	6	Result	Rank
1	2700	MITROVIC Drazenko	SRB	9 AUG 1979	F54	31.56	30.95									
2	2110	YUSEINOV Mustafa	BUL	24 SEP 1970	F55	39.42	37.74									
3	2061	MUSAYEV Olokhan	AZE	30 MAY 1979	F56	38.56										
4	2109	RUZHDI Ruzhdi	BUL	14 APR 1991	F55	30.64	30.64									
5	2221	NEMEC Martin	CZE	24 MAY 1974	F55	38.25										
6	2240	IBRAHIM Ibrahim	EGY	1 JUN 1974	F56	40.37	40.37									
7	2874	TRINH Cong Luan	VIE	6 JAN 1972	F56	33.00	33.00									
8	2360	NALMPANTIS Ilias	GRE	2 JUL 1972	F55	30.97	29.78									
9	2209	DIAZ Leonardo	CUB	16 FEB 1975	F56	44.36										
10	2590	ZAQOUT Khamis	PLE	6 DEC 1965	F55	34.80	34.80									
11	2137	FAN Liang	CHN	7 APR 1958	F54	31.05										
12	2397	MOHAMMAD YARI Ali	IRI	22 DEC 1982	F56	42.14	40.24									
13	2432	CAMPBELL Tanto	JAM	15 JAN 1986	F56	40.42										

## LEGEND

**PB** Personal Best                      **SB** Season's Best

revised due to updated schedule



Olympic Stadium

FRI 31 AUG 2012  
19:00

Athletics

Men's Discus Throw — F57/58

Final



## Results

### F57 Records

<b>WORLD RECORD</b>	<b>49.09m</b>	<b>ZHENG Weihai</b>	CHN	Beijing (CHN)	13 SEP 2008
<b>PARALYMPIC RECORD</b>	<b>49.09m</b>	<b>ZHENG Weihai</b>	CHN	Beijing (CHN)	13 SEP 2008

### F58 Records

<b>WORLD RECORD</b>	<b>57.64m</b>	<b>ASHAPATOV Alexey</b>	RUS	Christchurch (NZL)	26 JAN 2011
<b>PARALYMPIC RECORD</b>	<b>57.61m</b>	<b>ASHAPATOV Alexey</b>	RUS	Beijing (CHN)	13 SEP 2008

Rank	Bib	Name	NPC Code	Date of Birth	Sport Class	1	2	3	4	5	6	Result (Points)	
1	2656	ASHAPATOV Alexey	RUS	30 OCT 1973	F58	56.19 (977)	53.27 (927)	x	55.34 (963)	54.65 (952)	60.72 (1043)	60.72 <b>(1043)</b>	WR
2	2222	POHLMANN Rostislav	CZE	1 JUN 1964	F57	41.47 (827)	44.77 (906)	46.87 (951)	44.42 (898)	43.30 (873)	46.89 (951)	46.89 <b>(951)</b>	PB
3	2239	ABOUELKHIR Metawa	EGY	20 OCT 1976	F58	54.19 (944)	x	x	x	51.83 (900)	51.26 (889)	54.19 <b>(944)</b>	SB
4	2080	BATISTA dos SANTOS Claudiney	BRA	13 NOV 1978	F57	41.25 (822)	45.90 (931)	45.85 (930)	x	35.82 (667)	44.51 (900)	45.90 <b>(931)</b>	RR
5	2062	NABIYEV Samir	AZE	27 FEB 1986	F57	44.66 (904)	44.78 (906)	44.62 (903)	43.87 (886)	x	41.76 (835)	44.78 <b>(906)</b>	PB
6	2175	ZHANG Yang	CHN	11 SEP 1986	F58	x	51.24 (889)	x	51.50 (894)	x	x	51.50 <b>(894)</b>	
7	2784	AL JAHWARI Issa Saif Hamdan	UAE	16 SEP 1986	F57	41.16 (819)	39.01 (761)	42.87 (862)	40.20 (794)	41.20 (820)	42.67 (857)	42.87 <b>(862)</b>	
8	2530	del ROSARIO GONZALEZ Fernando	MEX	4 JUL 1988	F58	47.83 (817)	47.82 (817)	49.38 (851)	43.59 (716)	41.29 (656)	46.29 (782)	49.38 <b>(851)</b>	
9	2337	G HARDOONI Ali	GER	25 FEB 1979	F57	40.79 (810)	38.59 (749)	x				40.79 <b>(810)</b>	SB
10	2834	OGBE Dennis	USA	2 FEB 1976	F58	47.15 (802)	40.99 (648)	45.41 (761)				47.15 <b>(802)</b>	
11	2310	DERENALAGI Derek	GBR	3 OCT 1974	F57	38.16 (737)	27.65 (400)	39.37 (771)				39.37 <b>(771)</b>	
12	2186	MINA CORTES Fernando	COL	9 OCT 1971	F58	x	41.94 (673)	x				41.94 <b>(673)</b>	
13	2078	ALVES da SILVA Vanderson	BRA	1 DEC 1982	F57	33.55 (595)	35.81 (667)	x				35.81 <b>(667)</b>	
14	2435	AL ABBADI Amer Ali Mustafa	JOR	17 MAY 1976	F58	x	x	41.32 (657)				41.32 <b>(657)</b>	
15	2738	MWENEMTI Zaharani Selemani	TAN	8 MAR 1975	F58	39.07 (595)	39.41 (605)	39.17 (598)				39.41 <b>(605)</b>	
16	2184	KITAMBALA KIZITO Levy	COD	12 OCT 1977	F58	x	27.23 (265)	x				27.23 <b>(265)</b>	PB
	2873	CAO Ngoc Hung	VIE	10 MAR 1990	F58	x	x	x				NM	
	2324	STEPHENS Nathan	GBR	11 APR 1988	F57							DNS	

Starting order	1	2	3	4	5	6	7	8	9	10	11	12	13	14	15	16
Initial	2530	2310	2184	2873	2186	2834	2175	2435	2062	2078	2239	2656	2324	2222	2784	2738
Final	2530	2784	2175	2062	2080	2239	2222	2656								

Starting order	17	18														
Initial	2080	2337														
Final																

### Weather conditions

Temperature: 15 °C Humidity: 43 % Conditions: Partly cloudy

### LEGEND

<b>DNS</b>	Did Not Start	<b>NM</b>	No Mark	<b>PB</b>	Personal Best	<b>RR</b>	Regional Record
<b>SB</b>	Season Best	<b>WR</b>	World Record	<b>x</b>	Failure		



Olympic Stadium

FRI 31 AUG 2012  
19:00

Athletics

Men's Discus Throw — F57/58

Final



## Start List

## F57 Records

<b>WORLD RECORD</b>	<b>49.09m</b>	<b>ZHENG Weihai</b>	CHN	Beijing (CHN)	13 SEP 2008
<b>PARALYMPIC RECORD</b>	<b>49.09m</b>	<b>ZHENG Weihai</b>	CHN	Beijing (CHN)	13 SEP 2008

## F58 Records

<b>WORLD RECORD</b>	<b>57.64m</b>	<b>ASHAPATOV Alexey</b>	RUS	Christchurch (NZL)	26 JAN 2011
<b>PARALYMPIC RECORD</b>	<b>57.61m</b>	<b>ASHAPATOV Alexey</b>	RUS	Beijing (CHN)	13 SEP 2008

Order	Bib	Name	NPC Code	Date of Birth	Sport Class	PB	SB	1	2	3	Best	4	5	6	Result	Rank
1	2530	del ROSARIO GONZALEZ Fernando	MEX	4 JUL 1988	F58	53.21	50.22									
2	2310	DERENALAGI Derek	GBR	3 OCT 1974	F57	43.03	43.03									
3	2184	KITAMBALA KIZITO Levy	COD	12 OCT 1977	F58	20.18										
4	2873	CAO Ngoc Hung	VIE	10 MAR 1990	F58	50.76	50.76									
5	2186	MINA CORTES Fernando	COL	9 OCT 1971	F58	46.26	46.26									
6	2834	OGBE Dennis	USA	2 FEB 1976	F58	52.77	51.48									
7	2175	ZHANG Yang	CHN	11 SEP 1986	F58	52.32	52.32									
8	2435	AL ABBADI Amer Ali Mustafa	JOR	17 MAY 1976	F58	45.70	45.70									
9	2062	NABIYEV Samir	AZE	27 FEB 1986	F57	43.66	43.50									
10	2078	ALVES da SILVA Vanderson	BRA	1 DEC 1982	F57	44.77	44.77									
11	2239	ABOUELKHIR Metawa	EGY	20 OCT 1976	F58	54.96	53.89									
12	2656	ASHAPATOV Alexey	RUS	30 OCT 1973	F58	57.64	56.78									
13	2324	STEPHENS Nathan	GBR	11 APR 1988	F57	41.82										
14	2222	POHLMANN Rostislav	CZE	1 JUN 1964	F57	46.59										
15	2784	AL JAHWARI Issa Saif Hamdan	UAE	16 SEP 1986	F57	46.05	45.31									
16	2738	MWENEMTI Zaharani Selemani	TAN	8 MAR 1975	F58											
17	2080	BATISTA dos SANTOS Claudiney	BRA	13 NOV 1978	F57	43.15	43.15									
18	2337	GHARDOONI Ali	GER	25 FEB 1979	F57	45.32	39.05									

## LEGEND

**PB** Personal Best                      **SB** Season's Best





Olympic Stadium

WED 5 SEP 2012  
19:30

Athletics

Men's Javelin Throw — F12/13

Final



## Results

### F12 Records

<b>WORLD RECORD</b>	<b>63.07m</b>	<b>ZHU Pengkai</b>	CHN	Beijing (CHN)	10 SEP 2008
<b>PARALYMPIC RECORD</b>	<b>63.07m</b>	<b>ZHU Pengkai</b>	CHN	Beijing (CHN)	10 SEP 2008

### F13 Records

<b>WORLD RECORD</b>	<b>61.48m</b>	<b>HOSSEINI LIRAVI Seyed Erfan</b>	IRI	Christchurch (NZL)	29 JAN 2011
<b>PARALYMPIC RECORD</b>	<b>59.38m</b>	<b>CHIANG Chih-Chung</b>	TPE	Athens (GRE)	23 SEP 2004

Rank	Bib	Name	NPC Code	Date of Birth	Sport Class	1	2	3	4	5	6	Result (Points)	
1	2179	ZHU Pengkai	CHN	21 MAR 1987	F12	60.73 (1003)	64.38 (1050)	61.03 (1007)	59.06 (979)	60.19 (995)	x	64.38 <b>(1050)</b>	WR
2	2399	NIKPARAST Sajad	IRI	21 SEP 1986	F12	57.93 (961)	59.83 (990)	58.29 (967)	x	63.15 (1035)	60.69 (1002)	63.15 <b>(1035)</b>	PB
3	2196	BUDETIC Branimir	CRO	20 APR 1990	F12	56.78 (943)	54.11 (897)	53.09 (878)	51.72 (853)	56.35 (936)	54.31 (901)	56.78 <b>(943)</b>	
4	2391	HOSSEINI LIRAVI Seyed Erfan	IRI	16 FEB 1984	F13	53.04 (853)	54.93 (888)	52.43 (842)	56.95 (923)	55.69 (901)	57.94 (939)	57.94 <b>(939)</b>	SB
5	2758	CHIANG Chih-Chung	TPE	20 FEB 1980	F12	56.19 (933)	52.77 (873)	45.18 (713)	51.24 (843)	50.79 (834)	56.51 (938)	56.51 <b>(938)</b>	SB
6	2699	GRLICA Milos	SRB	3 JAN 1979	F12	48.79 (793)	54.07 (896)	x	38.19 (542)	47.59 (767)	49.43 (807)	54.07 <b>(896)</b>	
7	2604	PYCH Miroslaw	POL	15 MAR 1972	F12	48.77 (793)	51.29 (844)	49.91 (816)	52.12 (860)	49.22 (802)	50.00 (818)	52.12 <b>(860)</b>	SB
8	2004	BELHOCHAT Samir	ALG	20 OCT 1974	F13	52.62 (845)	48.86 (769)	48.71 (766)	46.98 (729)	x	x	52.62 <b>(845)</b>	SB
9	2864	MACHADO Dorian	VEN	23 FEB 1985	F13	51.34 (820)	51.15 (817)	x				51.34 <b>(820)</b>	SB
10	2208	DELGADO Jorge	CUB	19 JUN 1977	F13	x	x	51.15 (817)				51.15 <b>(817)</b>	SB
11	2589	FANNOUNA Mohammed	PLE	3 APR 1980	F13	40.59 (578)	39.40 (549)	37.57 (503)				40.59 <b>(578)</b>	

Starting order	1	2	3	4	5	6	7	8	9	10	11
Initial	2004	2699	2604	2758	2196	2208	2589	2399	2864	2391	2179
Final	2604	2004	2391	2699	2758	2196	2399	2179			

### Weather conditions

Temperature: 20 °C Humidity: 42 % Conditions: Sunny

### LEGEND

**PB** Personal Best **SB** Season Best **WR** World Record **x** Failure



Olympic Stadium

WED 5 SEP 2012  
19:30

Athletics

Men's Javelin Throw — F12/13

Final



## Start List

## F12 Records

<b>WORLD RECORD</b>	<b>63.07m</b>	<b>ZHU Pengkai</b>	CHN	Beijing (CHN)	10 SEP 2008
<b>PARALYMPIC RECORD</b>	<b>63.07m</b>	<b>ZHU Pengkai</b>	CHN	Beijing (CHN)	10 SEP 2008

## F13 Records

<b>WORLD RECORD</b>	<b>61.48m</b>	<b>HOSSEINI LIRAVI Seyed Erfan</b>	IRI	Christchurch (NZL)	29 JAN 2011
<b>PARALYMPIC RECORD</b>	<b>59.38m</b>	<b>CHIANG Chih-Chung</b>	TPE	Athens (GRE)	23 SEP 2004

Order	Bib	Name	NPC Code	Date of Birth	Sport Class	PB	SB	1	2	3	Best	4	5	6	Result	Rank
1	2004	BELHOUCBAT Samir	ALG	20 OCT 1974	F13	57.64	52.47									
2	2699	GRLICA Milos	SRB	3 JAN 1979	F12	60.81	55.81									
3	2604	PYCH Miroslaw	POL	15 MAR 1972	F12	55.32	50.79									
4	2758	CHIANG Chih-Chung	TPE	20 FEB 1980	F12	57.75	49.95									
5	2196	BUDETIC Branimir	CRO	20 APR 1990	F12	57.98	57.98									
6	2208	DELGADO Jorge	CUB	19 JUN 1977	F13	61.69										
7	2589	FANNOUNA Mohammed	PLE	3 APR 1980	F13	46.60	46.05									
8	2399	NIKPARAST Sajad	IRI	21 SEP 1986	F12	59.68	56.55									
9	2864	MACHADO Dorian	VEN	23 FEB 1985	F13	58.17	49.70									
10	2391	HOSSEINI LIRAVI Seyed Erfan	IRI	16 FEB 1984	F13	61.48	56.33									
11	2179	ZHU Pengkai	CHN	21 MAR 1987	F12	61.90										

## LEGEND

**PB** Personal Best                      **SB** Season's Best




Olympic Stadium

SAT 1 SEP 2012  
19:03

Athletics

Men's Javelin Throw — F33/34

Final



## Results

## F33 Records

<b>WORLD RECORD</b>	<b>26.40m</b>	<b>KARDJENA Kamel</b>	ALG	London (GBR)	1 SEP 2012
<b>PARALYMPIC RECORD</b>	<b>26.40m</b>	<b>KARDJENA Kamel</b>	ALG	London (GBR)	1 SEP 2012

## F34 Records

<b>WORLD RECORD</b>	<b>38.30m</b>	<b>KAEDI Mohsen</b>	IRI	London (GBR)	1 SEP 2012
<b>PARALYMPIC RECORD</b>	<b>38.30m</b>	<b>KAEDI Mohsen</b>	IRI	London (GBR)	1 SEP 2012

Rank	Bib	Name	NPC Code	Date of Birth	Sport Class	1	2	3	4	5	6	Result (Points)	
1	2393	KAEDI Mohsen	IRI	19 APR 1987	F34	x 34.76 (991)		x 33.15 (978)	38.30 (1011)	38.08 (1010)		38.30 <b>(1011)</b>	WR
2	2161	WANG Yanzhang	CHN	31 MAY 1991	F34	36.74 (1004)	35.97 (999)	38.23 (1011)	32.94 (977)	35.92 (999)	35.82 (998)	38.23 <b>(1011)</b>	PB
3	2013	KARDJENA Kamel	ALG	26 MAY 1981	F33	25.36 (992)	24.10 (978)	26.40 (1001)	22.20 (950)	24.57 (983)	24.28 (980)	26.40 <b>(1001)</b>	WR
4	2285	CIBONE Thierry	FRA	8 AUG 1973	F34	29.68 (939)	x 36.20 (1001)	29.26 (933)		x 32.01 (968)		36.20 <b>(1001)</b>	RR
5	2775	RZIG Faouzi	TUN	9 JUL 1982	F34	30.60 (951)	34.89 (992)	34.89 (992)	33.88 (985)	35.86 (999)	35.67 (997)	35.86 <b>(999)</b>	SB
6	2028	BOWEN Damien	AUS	14 MAY 1984	F34	33.95 (985)	35.72 (998)	x	x 34.42 (989)		x	35.72 <b>(998)</b>	RR
7	2629	ABDULRAHMAN Abdulrahman Abdulqadir	QAT	7 SEP 1988	F34	34.26 (988)	31.37 (961)	34.99 (993)	32.45 (972)	33.44 (981)	28.45 (920)	34.99 <b>(993)</b>	PB
8	2769	KRID Mohamed Ali	TUN	12 MAY 1991	F34	32.61 (973)	33.34 (980)	33.59 (982)	28.25 (917)	29.99 (944)	31.18 (958)	33.59 <b>(982)</b>	PB
9	2191	VALENCIA Mauricio	COL	28 DEC 1987	F34	33.15 (978)	32.88 (976)	33.31 (980)				33.31 <b>(980)</b>	RR
10	2512	NOUIRI Azeddine	MAR	21 JUL 1986	F34	30.31 (948)	30.57 (951)	29.48 (936)				30.57 <b>(951)</b>	PB
11	2298	TALATINI Jean Pierre	FRA	18 APR 1976	F34	x	x 26.75 (889)					26.75 <b>(889)</b>	PB
12	2767	IDOUDI Mourad	TUN	3 SEP 1984	F33	17.18 (811)	x 18.32 (853)					18.32 <b>(853)</b>	
13	2786	ALMEHAIRI Mohammad	UAE	28 FEB 1981	F34	23.70 (814)	24.07 (825)	23.03 (794)				24.07 <b>(825)</b>	
14	2521	MAJURIN Adderin	MAS	12 JAN 1982	F33	16.10 (763)	17.41 (820)	9.47 (325)				17.41 <b>(820)</b>	
15	2488	ALMUTAIRI Ahmad	KUW	13 MAY 1994	F33	x	x 17.34 (817)					17.34 <b>(817)</b>	
16	2580	AL NABHANI Mohamed	OMA	10 JUL 1985	F33	17.33 (817)	16.94 (801)	x				17.33 <b>(817)</b>	PB
17	2407	O DWYER Raymond	IRL	17 MAR 1990	F34	x 18.58 (621)		x				18.58 <b>(621)</b>	

Starting order	1	2	3	4	5	6	7	8	9	10	11	12	13	14	15	16
Initial	2028	2298	2013	2191	2769	2580	2767	2488	2393	2161	2407	2629	2786	2775	2512	2521
Final	2769	2393	2775	2629	2028	2285	2013	2161								

Starting order	17															
Initial	2285															
Final																

## Weather conditions

Temperature: 21 °C Humidity: 62 % Conditions: Mostly cloudy

## LEGEND

**PB** Personal Best      **RR** Regional Record      **SB** Season Best      **WR** World Record  
**x** Failure




Olympic Stadium

SAT 1 SEP 2012  
19:03

Athletics

Men's Javelin Throw — F33/34

Final



## Start List

**REVISED**  
31 AUG 21:05

## F33 Records

<b>WORLD RECORD</b>	<b>26.33m</b>	<b>MUSIL Roman</b>	CZE	Nottingham (GBR)	25 JUL 2011
<b>PARALYMPIC RECORD</b>	<b>25.05m</b>	<b>MUSIL Roman</b>	CZE	Beijing (CHN)	15 SEP 2008

## F34 Records

<b>WORLD RECORD</b>	<b>35.93m</b>	<b>KAEDI Mohsen</b>	IRI	Sharjah (UAE)	6 DEC 2011
<b>PARALYMPIC RECORD</b>	<b>34.81m</b>	<b>RZIG Faouzi</b>	TUN	Beijing (CHN)	15 SEP 2008

Order	Bib	Name	NPC Code	Date of Birth	Sport Class	PB	SB	1	2	3	Best	4	5	6	Result	Rank
1	2028	BOWEN Damien	AUS	14 MAY 1984	F34	33.50	33.50									
2	2298	TALATINI Jean Pierre	FRA	18 APR 1976	F34	26.00	22.85									
3	2013	KARDJENA Kamel	ALG	26 MAY 1981	F33	22.30	22.30									
4	2191	VALENCIA Mauricio	COL	28 DEC 1987	F34	32.98	32.98									
5	2769	KRID Mohamed Ali	TUN	12 MAY 1991	F34	32.34	32.34									
6	2580	AL NABHANI Mohamed	OMA	10 JUL 1985	F33	17.02	17.02									
7	2767	IDOUDI Mourad	TUN	3 SEP 1984	F33	21.00	21.00									
8	2488	ALMUTAIRI Ahmad	KUW	13 MAY 1994	F33	18.24	17.90									
9	2393	KAEDI Mohsen	IRI	19 APR 1987	F34	42.27	36.24									
10	2161	WANG Yanzhang	CHN	31 MAY 1991	F34	36.67										
11	2407	O DWYER Raymond	IRL	17 MAR 1990	F34	21.20	20.27									
12	2629	ABDULRAHMAN Abdulrahman Abdulqadir	QAT	7 SEP 1988	F34	31.00										
13	2786	ALMEHAIRI Mohammad	UAE	28 FEB 1981	F34	28.46	26.02									
14	2775	RZIG Faouzi	TUN	9 JUL 1982	F34	35.90										
15	2512	NOUIRI Azeddine	MAR	21 JUL 1986	F34	25.46										
16	2521	MAJURIN Adderin	MAS	12 JAN 1982	F33	17.74	17.74									
17	2285	CIBONE Thierry	FRA	8 AUG 1973	F34	35.91	33.71									

## LEGEND

PB Personal Best

SB Season's Best

Starting order changed.




Olympic Stadium

FRI 7 SEP 2012  
10:03

Athletics

Men's Javelin Throw — F40

Final



## Results

<b>WORLD RECORD</b>	<b>40.74m</b>	<b>NAAS Ahmed</b>	IRQ	Kuwait City (KUW)	19 JAN 2012
---------------------	---------------	-------------------	-----	-------------------	-------------

Rank	Bib	Name	NPC Code	Date of Birth	Sport Class	1	2	3	4	5	6	Result
1	2162	WANG Zhiming	CHN	1 MAR 1992	F40	37.57	37.69	34.84	38.30	41.86	47.95	<b>47.95</b> WR
2	2417	NAAS Ahmed	IRQ	5 FEB 1992	F40	39.37	40.09	40.28	42.91	43.27	43.01	<b>43.27</b> PB
3	2418	NUKHAILAWI Wildan	IRQ	10 AUG 1986	F40	41.47	38.94	38.00	35.34	39.38	42.31	<b>42.31</b> PB
4	2411	ABDULRAHEEM Kovan	IRQ	1 MAR 1988	F40	40.45	41.72	39.82	x	37.88	40.35	<b>41.72</b> PB
5	2136	FAN Chengcheng	CHN	4 JAN 1984	F40	37.86	41.48	37.25	39.05	39.35	39.61	<b>41.48</b> PB
6	2112	NIKOUA-ROSEL Clemarot Christian	CAF	17 SEP 1989	F40	x	38.60	40.59	x	39.62	x	<b>40.59</b> RR
7	2339	MESTER Mathias	GER	15 SEP 1986	F40	38.42	x	39.17	38.91	x	39.67	<b>39.67</b>
8	2312	DUKE Kyron	GBR	12 OCT 1992	F40	38.64	32.30	33.29	37.63	33.93	34.50	<b>38.64</b> PB
9	2761	AMARA Mohamed	TUN	1 JAN 1986	F40	35.58	34.75	30.60				<b>35.58</b> SB
10	2514	RACHAD Rachid	MAR	27 DEC 1971	F40	29.22	20.63	27.67				<b>29.22</b> PB

Starting order	1	2	3	4	5	6	7	8	9	10
Initial	2514	2339	2162	2417	2136	2112	2411	2761	2418	2312
Final	2162	2312	2339	2417	2112	2418	2136	2411		

## Weather conditions

Temperature: 16 °C

Humidity: 68 %

Conditions: Sunny

## LEGEND

**PB** Personal Best  
**x** Failure

**RR** Regional Record

**SB** Season Best

**WR** World Record



Olympic Stadium

FRI 7 SEP 2012  
10:03

Athletics

Men's Javelin Throw — F40

Final



### Start List

**WORLD RECORD** 40.74m **NAAS Ahmed** IRQ Kuwait City (KUW) 19 JAN 2012

Order	Bib	Name	NPC Code	Date of Birth	Sport Class	PB	SB	1	2	3	Best	4	5	6	Result	Rank
1	2514	RACHAD Rachid	MAR	27 DEC 1971	F40	28.48										
2	2339	MESTER Mathias	GER	15 SEP 1986	F40	40.69	40.55									
3	2162	WANG Zhiming	CHN	1 MAR 1992	F40	36.70	36.70									
4	2417	NAAS Ahmed	IRQ	5 FEB 1992	F40	41.05	41.05									
5	2136	FAN Chengcheng	CHN	4 JAN 1984	F40	40.59										
6	2112	NIKOUA-ROSEL Clemarot Christian	CAF	17 SEP 1989	F40											
7	2411	ABDULRAHEEM Kovan	IRQ	1 MAR 1988	F40	39.53	36.70									
8	2761	AMARA Mohamed	TUN	1 JAN 1986	F40	37.79	34.40									
9	2418	NUKHAILAWI Wildan	IRQ	10 AUG 1986	F40	37.97										
10	2312	DUKE Kyron	GBR	12 OCT 1992	F40	37.39	37.39									

**LEGEND**

**PB** Personal Best                      **SB** Season's Best






Olympic Stadium

FRI 7 SEP 2012  
11:33

Athletics

Men's Javelin Throw — F42

Final



## Results

<b>WORLD RECORD</b>	<b>52.74m</b>	<b>MATHIASSEN Jakob</b>	DEN	Sydney, NSW (AUS)	22 OCT 2000
<b>PARALYMPIC RECORD</b>	<b>52.74m</b>	<b>MATHIASSEN Jakob</b>	DEN	Sydney, NSW (AUS)	22 OCT 2000

Rank	Bib	Name	NPC Code	Date of Birth	Sport Class	1	2	3	4	5	6	Result
1	2139	FU Yanlong	CHN	23 JUN 1988	F42	46.00	46.65	45.96	x	48.02	52.79	<b>52.79</b> WR
2	2401	SHOKRISALARI Kamran	IRI	21 SEP 1991	F42	43.68	52.06	44.32	x	47.37	50.86	<b>52.06</b> PB
3	2577	STEINSTAD Runar	NOR	4 JAN 1967	F42	43.53	45.62	48.10	48.54	46.75	48.90	<b>48.90</b> PB
4	2644	SCHUTTE Casper	RSA	10 MAR 1992	F42	40.85	47.88	45.50	48.12	46.78	45.66	<b>48.12</b> RR
5	2421	SVEINSSON Helgi	ISL	11 JUN 1979	F42	45.46	47.61	43.71	46.47	42.30	42.62	<b>47.61</b> PB
6	2158	WANG Lezheng	CHN	4 MAR 1976	F42	45.02	45.01	46.00	41.55	43.77	44.14	<b>46.00</b> PB
7	2318	MOORHOUSE Scott	GBR	24 MAY 1989	F42	40.06	40.40	44.78	42.03	45.30	41.99	<b>45.30</b> SB
8	2108	OVCHAROV Dechko	BUL	3 APR 1980	F42	41.49	43.64	40.68	43.69	x	x	<b>43.69</b>
9	2736	BASSAM SAWSAN Bassam	SYR	1 JUL 1977	F42	43.10	40.86	41.94				<b>43.10</b> PB
10	2203	TOMIC Mladen	CRO	8 AUG 1976	F42	34.18	36.96	39.07				<b>39.07</b> PB
11	2373	CAJUSTE Josue	HAI	16 MAY 1984	F42	29.64	30.68	31.38				<b>31.38</b> SB

Starting order	1	2	3	4	5	6	7	8	9	10	11
Initial	2139	2318	2736	2203	2373	2108	2158	2644	2577	2401	2421
Final	2108	2318	2158	2139	2421	2644	2577	2401			

## Weather conditions

Temperature: 16 °C

Humidity: 68 %

Conditions: Sunny

## LEGEND

**PB** Personal Best  
**x** Failure

**RR** Regional Record

**SB** Season Best

**WR** World Record



Olympic Stadium

FRI 7 SEP 2012  
11:33

Athletics

Men's Javelin Throw — F42

Final



### Start List

<b>WORLD RECORD</b>	<b>52.74m</b>	<b>MATHIASSEN Jakob</b>	DEN	Sydney, NSW (AUS)	22 OCT 2000
<b>PARALYMPIC RECORD</b>	<b>52.74m</b>	<b>MATHIASSEN Jakob</b>	DEN	Sydney, NSW (AUS)	22 OCT 2000

Order	Bib	Name	NPC Code	Date of Birth	Sport Class	PB	SB	1	2	3	Best	4	5	6	Result	Rank
1	2139	FU Yanlong	CHN	23 JUN 1988	F42	46.98										
2	2318	MOORHOUSE Scott	GBR	24 MAY 1989	F42	47.33	44.95									
3	2736	BASSAM SAWSAN Bassam	SYR	1 JUL 1977	F42	41.05	40.99									
4	2203	TOMIC Mladen	CRO	8 AUG 1976	F42	38.51	37.43									
5	2373	CAJUSTE Josue	HAI	16 MAY 1984	F42											
6	2108	OVCHAROV Dechko	BUL	3 APR 1980	F42	46.40	45.71									
7	2158	WANG Lezheng	CHN	4 MAR 1976	F42	42.98										
8	2644	SCHUTTE Casper	RSA	10 MAR 1992	F42	45.35	45.35									
9	2577	STEINSTAD Runar	NOR	4 JAN 1967	F42	47.94	47.94									
10	2401	SHOKRISALARI Kamran	IRI	21 SEP 1991	F42	50.69	50.69									
11	2421	SVEINSSON Helgi	ISL	11 JUN 1979	F42	46.52	46.52									

**LEGEND**

**PB** Personal Best                      **SB** Season's Best





Olympic Stadium

SUN 2 SEP 2012  
19:05

Athletics

Men's Javelin Throw — F44

Final



## Results

<b>WORLD RECORD</b>	<b>59.82m</b>	<b>GAO Mingjie</b>	CHN	Christchurch (NZL)	23 JAN 2011
<b>PARALYMPIC RECORD</b>	<b>58.53m</b>	<b>GAO Mingjie</b>	CHN	London (GBR)	2 SEP 2012

Rank	Bib	Name	NPC Code	Date of Birth	Sport Class	1	2	3	4	5	6	Result
1	2141	GAO Mingjie	CHN	23 NOV 1980	F44	56.32	58.36	x	58.53	x	55.52	<b>58.53</b> PR
2	2288	FALELAVAKI Tony	FRA	21 NOV 1985	F44	55.47	54.93	58.21	54.64	57.82	54.49	<b>58.21</b> RR
3	2562	HERTOG Ronald	NED	13 JAN 1989	F44	47.99	55.83	50.83	51.00	x	50.58	<b>55.83</b> SB
4	2661	GUDKOV Evgeny	RUS	17 APR 1978	F44	50.63	51.25	53.51	53.78	47.78	50.66	<b>53.78</b> SB
5	2140	GAO Changlong	CHN	5 APR 1982	F44	49.46	50.62	x	x	x	48.68	<b>50.62</b> SB
6	2384	RANBIR Narender	IND	10 JUL 1989	F44	45.95	49.50	47.70	x	46.33	44.42	<b>49.50</b> PB
7	2125	McQUEEN Alister	CAN	19 JUN 1991	F44	40.84	48.51	46.43	48.57	x	49.32	<b>49.32</b> PB
8	2844	SKIBA Jeff	USA	28 APR 1984	F44	46.34	45.23	45.52	x	47.50	49.09	<b>49.09</b>
9	2194	FERNANDES Marcio Miguel Da Costa	CPV	18 MAY 1983	F44	46.04	x	23.67				<b>46.04</b> RR
10	2739	LIKU Aloalo Ki Eneio	TGA	20 FEB 1978	F44	x	34.61	31.07				<b>34.61</b> SB

Starting order	1	2	3	4	5	6	7	8	9	10
Initial	2141	2194	2661	2384	2562	2844	2140	2125	2739	2288
Final	2844	2125	2384	2140	2661	2562	2288	2141		

## Weather conditions

Temperature: 18 °C

Humidity: 80 %

Conditions: Cloudy

## LEGEND

**PB** Personal Best  
**x** Failure

**PR** Paralympic Record**RR** Regional Record**SB** Season Best



Olympic Stadium

SUN 2 SEP 2012  
19:05

Athletics

Men's Javelin Throw — F44

Final



### Start List

<b>WORLD RECORD</b>	<b>59.82m</b>	<b>GAO Mingjie</b>	CHN	Christchurch (NZL)	23 JAN 2011
<b>PARALYMPIC RECORD</b>	<b>57.60m</b>	<b>GAO Mingjie</b>	CHN	Beijing (CHN)	12 SEP 2008

Order	Bib	Name	NPC Code	Date of Birth	Sport Class	PB	SB	1	2	3	Best	4	5	6	Result	Rank
1	2141	GAO Mingjie	CHN	23 NOV 1980	F44	59.82										
2	2194	FERNANDES Marcio Miguel Da Costa	CPV	18 MAY 1983	F44	50.10	50.10									
3	2661	GUDKOV Evgeny	RUS	17 APR 1978	F44	53.95	48.83									
4	2384	RANBIR Narender	IND	10 JUL 1989	F44	47.39	47.39									
5	2562	HERTOG Ronald	NED	13 JAN 1989	F44	56.76	54.75									
6	2844	SKIBA Jeff	USA	28 APR 1984	F44	50.56	50.56									
7	2140	GAO Changlong	CHN	5 APR 1982	F44	55.86										
8	2125	McQUEEN Alister	CAN	19 JUN 1991	F44	45.11	45.11									
9	2739	LIKU Aloalo Ki Eneio	TGA	20 FEB 1978	F44											
10	2288	FALELAVAKI Tony	FRA	21 NOV 1985	F44	54.48	54.48									

<b>LEGEND</b>
<b>PB</b> Personal Best <b>SB</b> Season's Best



Olympic Stadium

TUE 4 SEP 2012  
10:11

Athletics

Men's Javelin Throw — F52/53

Final



## Results

### F52 Records

<b>WORLD RECORD</b>	<b>18.58m</b>	<b>MARTIN Peter</b>	NZL	Assen (NED)	6 SEP 2006
<b>PARALYMPIC RECORD</b>	<b>17.55m</b>	<b>FARR Rodney</b>	AUS	Beijing (CHN)	15 SEP 2008

### F53 Records

<b>WORLD RECORD</b>	<b>22.08m</b>	<b>JOKAR Abdolreza</b>	IRI	Beijing (CHN)	12 SEP 2008
<b>PARALYMPIC RECORD</b>	<b>22.08m</b>	<b>JOKAR Abdolreza</b>	IRI	Beijing (CHN)	12 SEP 2008

Rank	Bib	Name	NPC Code	Date of Birth	Sport Class	1	2	3	4	5	6	Result (Points)	
1	2433	CUNNINGHAM Alphanso	JAM	29 AUG 1980	F53	x	x	19.57 (845)	18.50 (770)	21.84 (985)	x	21.84 <b>(985)</b>	RR
2	2392	JOKAR Abdolreza	IRI	21 JAN 1970	F53	x	20.01 (875)	19.87 (865)	20.72 (920)	20.55 (909)	x	20.72 <b>(920)</b>	
3	2536	MAXIMO de JESUS Mauro	MEX	13 FEB 1957	F53	19.82 (862)	20.14 (883)	x	19.16 (817)	x	x	20.14 <b>(883)</b>	
4	2696	PLANK Henrik	SLO	23 AUG 1974	F52	13.40 (575)	13.77 (610)	14.08 (639)	15.17 (739)	14.16 (647)	15.37 (757)	15.37 <b>(757)</b>	SB
5	2358	KARAMINAS Georgios	GRE	13 DEC 1961	F52	x	15.37 (757)	x	15.09 (732)	15.09 (732)	x	15.37 <b>(757)</b>	SB
6	2578	MARTIN Peter	NZL	23 FEB 1962	F52	x	14.44 (673)	15.02 (726)	x	14.81 (707)	15.26 (747)	15.26 <b>(747)</b>	
7	2220	KISY Ales	CZE	30 SEP 1980	F53	16.27 (599)	17.12 (666)	16.89 (648)	17.43 (690)	17.33 (682)	16.84 (644)	17.43 <b>(690)</b>	SB
8	2841	SEVERN Scot	USA	20 JUL 1968	F53	16.69 (632)	16.99 (656)	x	16.23 (596)	x	17.20 (672)	17.20 <b>(672)</b>	
9	2368	VRYONIS Gerasimos	GRE	14 JUN 1968	F53	14.50 (456)	15.50 (537)	14.99 (496)				15.50 <b>(537)</b>	

Starting order	1	2	3	4	5	6	7	8	9
Initial	2392	2841	2578	2220	2536	2433	2368	2696	2358
Final	2392	2841	2578	2220	2536	2433	2696	2358	

### Weather conditions

Temperature: 18 °C      Humidity: 73 %      Conditions: Sunny

### LEGEND

**RR** Regional Record      **SB** Season Best      **x** Failure



Olympic Stadium

TUE 4 SEP 2012  
10:08

Athletics

Men's Javelin Throw — F52/53

Final



## Start List

## F52 Records

<b>WORLD RECORD</b>	<b>18.58m</b>	<b>MARTIN Peter</b>	NZL	Assen (NED)	6 SEP 2006
<b>PARALYMPIC RECORD</b>	<b>17.55m</b>	<b>FARR Rodney</b>	AUS	Beijing (CHN)	15 SEP 2008

## F53 Records

<b>WORLD RECORD</b>	<b>22.08m</b>	<b>JOKAR Abdolreza</b>	IRI	Beijing (CHN)	12 SEP 2008
<b>PARALYMPIC RECORD</b>	<b>22.08m</b>	<b>JOKAR Abdolreza</b>	IRI	Beijing (CHN)	12 SEP 2008

Order	Bib	Name	NPC Code	Date of Birth	Sport Class	PB	SB	1	2	3	Best	4	5	6	Result	Rank
1	2392	JOKAR Abdolreza	IRI	21 JAN 1970	F53	21.81	21.73									
2	2841	SEVERN Scot	USA	20 JUL 1968	F53	18.11	17.55									
3	2578	MARTIN Peter	NZL	23 FEB 1962	F52	15.46	15.46									
4	2220	KISY Ales	CZE	30 SEP 1980	F53	19.14	15.26									
5	2536	MAXIMO de JESUS Mauro	MEX	13 FEB 1957	F53	21.06	20.40									
6	2433	CUNNINGHAM Alphanso	JAM	29 AUG 1980	F53	20.19										
7	2368	VRYONIS Gerasimos	GRE	14 JUN 1968	F53	16.68	15.63									
8	2696	PLANK Henrik	SLO	23 AUG 1974	F52	17.50	14.22									
9	2358	KARAMINAS Georgios	GRE	13 DEC 1961	F52	16.15	14.76									

## LEGEND

**PB** Personal Best                      **SB** Season's Best




Olympic Stadium

SAT 8 SEP 2012  
10:12

Athletics

Men's Javelin Throw — F54/55/56

Final



## Results

## F54 Records

<b>WORLD RECORD</b>	<b>29.49m</b>	<b>KUZNETSOV Alexey</b>	RUS	Bottrop (GER)	1 JUN 2011
<b>PARALYMPIC RECORD</b>	<b>29.33m</b>	<b>NIINIMAKI Markku</b>	FIN	Beijing (CHN)	12 SEP 2008

## F55 Records

<b>WORLD RECORD</b>	<b>35.30m</b>	<b>NADERI DARBAGHSHAY Ali</b>	IRI	Athens (GRE)	22 SEP 2004
<b>PARALYMPIC RECORD</b>	<b>35.30m</b>	<b>NADERI DARBAGHSHAY Ali</b>	IRI	Athens (GRE)	22 SEP 2004

## F56 Records

<b>WORLD RECORD</b>	<b>42.27m</b>	<b>GRUIJTERS Pieter</b>	NED	Beijing (CHN)	9 SEP 2008
<b>PARALYMPIC RECORD</b>	<b>42.27m</b>	<b>GRUIJTERS Pieter</b>	NED	Beijing (CHN)	9 SEP 2008

Rank	Bib	Name	NPC Code	Date of Birth	Sport Class	1	2	3	4	5	6	Result (Points)	
1	2546	ZEPEDA FELIX Luis Alberto	MEX	1 SEP 1965	F54	25.00 (930)	27.15 (969)	27.17 (970)	27.00 (967)	27.08 (968)	28.07 (983)	28.07 <b>(983)</b>	RR
2	2672	KUZNETSOV Alexey	RUS	3 APR 1981	F54	27.12 (969)	27.05 (968)	26.27 (955)	26.34 (956)	27.87 (980)	27.54 (975)	27.87 <b>(980)</b>	
3	2366	STEFANOUDAKIS Manolis	GRE	5 APR 1983	F54	26.84 (964)	27.24 (971)	27.37 (973)	26.51 (959)	26.88 (965)	26.82 (964)	27.37 <b>(973)</b>	SB
4	2519	BIN MASRI Faridul	MAS	23 JUL 1981	F56	32.20 (864)	34.74 (912)	36.13 (934)	36.02 (932)	34.13 (902)	36.78 (943)	36.78 <b>(943)</b>	RR
5	2700	MITROVIC Drazenko	SRB	9 AUG 1979	F54	22.09 (853)	22.88 (877)	22.99 (880)	x	24.34 (915)	23.75 (901)	24.34 <b>(915)</b>	
6	2240	IBRAHIM Ibrahim	EGY	1 JUN 1974	F56	31.57 (850)	32.71 (874)	34.31 (905)	x	x	33.87 (897)	34.31 <b>(905)</b>	RR
7	2597	KOZUN Karol	POL	23 MAR 1982	F55	27.21 (869)	25.79 (831)	26.59 (853)	26.25 (844)	27.62 (879)	27.35 (873)	27.62 <b>(879)</b>	SB
8	2107	HAJI JUMA'AT Shari	BRU	6 AUG 1967	F55	24.57 (793)	26.17 (842)	25.72 (829)	23.01 (738)	22.80 (730)	24.93 (805)	26.17 <b>(842)</b>	
9	2110	YUSEINOV Mustafa	BUL	24 SEP 1970	F55	x	24.07 (776)	25.85 (833)				25.85 <b>(833)</b>	SB
10	2209	DIAZ Leonardo	CUB	16 FEB 1975	F56	26.89 (720)	28.29 (764)	29.92 (810)				29.92 <b>(810)</b>	SB
11	2590	ZAQOUT Khamis	PLE	6 DEC 1965	F55	22.39 (714)	19.67 (592)	19.79 (598)				22.39 <b>(714)</b>	
12	2274	KIRJONEN Aleksii	FIN	29 MAY 1993	F56	26.36 (702)	x	x				26.36 <b>(702)</b>	
13	2376	KANYO Zsolt	HUN	4 NOV 1977	F56	24.17 (621)	26.28 (699)	24.21 (622)				26.28 <b>(699)</b>	
14	2231	DAHL Jacob	DEN	26 DEC 1983	F54	17.73 (669)	16.91 (624)	17.70 (667)				17.73 <b>(669)</b>	
	2109	RUZHDI Ruzhdi	BUL	14 APR 1991	F55	x	x	x					NM

Starting order	1	2	3	4	5	6	7	8	9	10	11	12	13	14	15
Initial	2231	2597	2672	2110	2209	2590	2546	2107	2274	2700	2109	2519	2366	2240	2376
Final	2107	2597	2700	2240	2519	2672	2546	2366							

## Weather conditions

Temperature: 16 °C Humidity: 64 % Conditions: Sunny

## LEGEND

**NM** No Mark      **RR** Regional Record      **SB** Season Best      **x** Failure




Olympic Stadium

SAT 8 SEP 2012  
10:12

Athletics

Men's Javelin Throw — F54/55/56

Final



## Start List

## F54 Records

<b>WORLD RECORD</b>	<b>29.49m</b>	<b>KUZNETSOV Alexey</b>	RUS	Bottrop (GER)	1 JUN 2011
<b>PARALYMPIC RECORD</b>	<b>29.33m</b>	<b>NIINIMAKI Markku</b>	FIN	Beijing (CHN)	12 SEP 2008

## F55 Records

<b>WORLD RECORD</b>	<b>35.30m</b>	<b>NADERI DARBAGHSHAY Ali</b>	IRI	Athens (GRE)	22 SEP 2004
<b>PARALYMPIC RECORD</b>	<b>35.30m</b>	<b>NADERI DARBAGHSHAY Ali</b>	IRI	Athens (GRE)	22 SEP 2004

## F56 Records

<b>WORLD RECORD</b>	<b>42.27m</b>	<b>GRUIJTERS Pieter</b>	NED	Beijing (CHN)	9 SEP 2008
<b>PARALYMPIC RECORD</b>	<b>42.27m</b>	<b>GRUIJTERS Pieter</b>	NED	Beijing (CHN)	9 SEP 2008

Order	Bib	Name	NPC Code	Date of Birth	Sport Class	PB	SB	1	2	3	Best	4	5	6	Result	Rank
1	2231	DAHL Jacob	DEN	26 DEC 1983	F54	19.72	18.40									
2	2597	KOZUN Karol	POL	23 MAR 1982	F55	30.18										
3	2672	KUZNETSOV Alexey	RUS	3 APR 1981	F54	29.49	28.29									
4	2110	YUSEINOV Mustafa	BUL	24 SEP 1970	F55	27.68	25.81									
5	2209	DIAZ Leonardo	CUB	16 FEB 1975	F56	30.51										
6	2590	ZAQOUT Khamis	PLE	6 DEC 1965	F55	25.79	25.79									
7	2546	ZEPEDA FELIX Luis Alberto	MEX	1 SEP 1965	F54	27.11	27.11									
8	2107	HAJI JUMA'AT Shari	BRU	6 AUG 1967	F55	29.83	29.83									
9	2274	KIRJONEN Aleksii	FIN	29 MAY 1993	F56	28.72	28.72									
10	2700	MITROVIC Drazenko	SRB	9 AUG 1979	F54	27.89	24.72									
11	2109	RUZHDI Ruzhdi	BUL	14 APR 1991	F55	25.27	24.36									
12	2519	BIN MASRI Faridul	MAS	23 JUL 1981	F56	33.88	33.88									
13	2366	STEFANOUDAKIS Manolis	GRE	5 APR 1983	F54	28.28	25.49									
14	2240	IBRAHIM Ibrahim	EGY	1 JUN 1974	F56	34.27	34.27									
15	2376	KANYO Zsolt	HUN	4 NOV 1977	F56	27.44	27.44									

## LEGEND

PB Personal Best

SB Season's Best



Olympic Stadium

SAT 8 SEP 2012  
19:02

Athletics

Men's Javelin Throw — F57/58

Final



## Results

REVISED  
8 SEP 22:28

## F57 Records

<b>WORLD RECORD</b>	45.38m	BATISTA dos SANTOS Claudiney	BRA	London (GBR)	8 SEP 2012
<b>PARALYMPIC RECORD</b>	45.38m	BATISTA dos SANTOS Claudiney	BRA	London (GBR)	8 SEP 2012

## F58 Records

<b>WORLD RECORD</b>	50.98m	KHALVANDI Mohammad	IRI	London (GBR)	8 SEP 2012
<b>PARALYMPIC RECORD</b>	50.98m	KHALVANDI Mohammad	IRI	London (GBR)	8 SEP 2012

Rank	Bib	Name	NPC Code	Date of Birth	Sport Class	1	2	3	4	5	6	Result (Points)	
1	2396	KHALVANDI Mohammad	IRI	11 JAN 1990	F58	50.98 (1044)	50.96 (1044)	50.33 (1034)	48.96 (1010)	47.43 (982)	40.48 (823)	50.98 <b>(1044)</b>	WR
2	2080	BATISTA dos SANTOS Claudiney	BRA	13 NOV 1978	F57	37.95 (852)	42.90 (974)	45.38 (1024)	44.03 (998)	42.14 (958)	44.35 (1004)	45.38 <b>(1024)</b>	WR
3	2243	SALEM Raed	EGY	16 MAY 1982	F58	46.55 (965)	46.28 (960)	47.90 (991)	x	47.22 (978)	45.92 (952)	47.90 <b>(991)</b>	PB
4	2873	CAO Ngoc Hung	VIE	10 MAR 1990	F58	41.90 (860)	45.85 (951)	42.34 (871)	46.22 (958)	46.51 (964)	46.01 (954)	46.51 <b>(964)</b>	PB
5	2753	YIMBANCHANG Sakchai	THA	21 NOV 1988	F58	45.46 (943)	44.62 (924)	45.46 (943)	x	46.15 (957)	43.77 (905)	46.15 <b>(957)</b>	PB
6	2166	XU Chongyao	CHN	13 MAR 1970	F58	x	40.25 (817)	44.17 (914)	x	44.87 (930)	45.48 (943)	45.48 <b>(943)</b>	PB
7	2737	MOHAMAD Mohamad	SYR	10 JAN 1984	F57	39.77 (901)	38.41 (865)	35.27 (773)	38.71 (873)	x	40.54 (920)	40.54 <b>(920)</b>	
8	2186	MINA CORTES Fernando	COL	9 OCT 1971	F58	44.27 (917)	43.74 (904)	41.09 (839)	39.38 (793)	42.11 (865)	36.64 (713)	44.27 <b>(917)</b>	PB
9	2530	del ROSARIO GONZALEZ Fernando	MEX	4 JUL 1988	F58	42.40 (873)	42.97 (886)	41.56 (852)				42.97 <b>(886)</b>	SB
10	2324	STEPHENS Nathan	GBR	11 APR 1988	F57	x	37.09 (828)	33.10 (702)				37.09 <b>(828)</b>	
11	2222	POHLMANN Rostislav	CZE	1 JUN 1964	F57	35.48 (779)	36.53 (811)	35.84 (791)				36.53 <b>(811)</b>	
12	2693	NDIAYE Mor	SEN	12 FEB 1971	F58	x	38.11 (757)	37.66 (744)				38.11 <b>(757)</b>	SB
13	2362	NTOMGKIONI Angim Dimitrios	GRE	16 JUN 1973	F57	32.97 (698)	x	32.13 (669)				32.97 <b>(698)</b>	
14	2555	WIN Naing	MYA	7 OCT 1971	F57	x	29.91 (589)	28.77 (547)				29.91 <b>(589)</b>	
15	2367	TSIOU Anastasios	GRE	30 AUG 1974	F57	27.85 (513)	x	x				27.85 <b>(513)</b>	
16	2184	KITAMBALA KIZITO Levy	COD	12 OCT 1977	F58	18.21 (134)	x	18.37 (138)				18.37 <b>(138)</b>	PB
	2550	CHULUUNDORJ Munkh-Erdene	MGL	16 AUG 1979	F58	x	x	x				NM	
	2301	MABICKA Thierry	GAB	24 JAN 1976	F57							DNS	

Starting order	1	2	3	4	5	6	7	8	9	10	11	12	13	14	15	16
Initial	2396	2693	2186	2873	2301	2367	2737	2080	2222	2324	2753	2243	2550	2362	2530	2555
Final	2737	2166	2186	2753	2873	2243	2080	2396								

Starting order	17	18														
Initial	2166	2184														
Final																

## Weather conditions

Temperature: 27 °C Humidity: 25 % Conditions: Partly cloudy

## LEGEND

**DNS** Did Not Start      **NM** No Mark      **PB** Personal Best      **SB** Season Best  
**WR** World Record      **x** Failure

2nd attempt of athlete 2324 reinstated.



Olympic Stadium

SAT 8 SEP 2012  
19:02

Athletics

Men's Javelin Throw — F57/58

Final



## Start List

## F57 Records

<b>WORLD RECORD</b>	41.37m	STEPHENS Nathan	GBR	Olomouc (CZE)	20 AUG 2011
<b>PARALYMPIC RECORD</b>	40.84m	REZA MIRZAIIE Mohammad	IRI	Beijing (CHN)	16 SEP 2008

## F58 Records

<b>WORLD RECORD</b>	50.72m	EZEIKPE Silver	NGR	Athens (GRE)	26 SEP 2004
<b>PARALYMPIC RECORD</b>	50.72m	EZEIKPE Silver	NGR	Athens (GRE)	26 SEP 2004

Order	Bib	Name	NPC Code	Date of Birth	Sport Class	PB	SB	1	2	3	Best	4	5	6	Result	Rank
1	2396	KHALVANDI Mohammad	IRI	11 JAN 1990	F58	46.86	46.86									
2	2693	NDIAYE Mor	SEN	12 FEB 1971	F58	41.51										
3	2186	MINA CORTES Fernando	COL	9 OCT 1971	F58	43.51	43.51									
4	2873	CAO Ngoc Hung	VIE	10 MAR 1990	F58	44.78	44.78									
5	2301	MABICKA Thierry	GAB	24 JAN 1976	F57											
6	2367	TSIOU Anastasios	GRE	30 AUG 1974	F57	32.50	32.50									
7	2737	MOHAMAD Mohamad	SYR	10 JAN 1984	F57	41.84	41.84									
8	2080	BATISTA dos SANTOS Claudiney	BRA	13 NOV 1978	F57	39.38	39.38									
9	2222	POHLMANN Rostislav	CZE	1 JUN 1964	F57	39.66	38.19									
10	2324	STEPHENS Nathan	GBR	11 APR 1988	F57	41.37	37.17									
11	2753	YIMBANCHANG Sakchai	THA	21 NOV 1988	F58	45.77	45.77									
12	2243	SALEM Raed	EGY	16 MAY 1982	F58	46.05	44.96									
13	2550	CHULUUNDORJ Munkh-Erdene	MGL	16 AUG 1979	F58	32.29	32.29									
14	2362	NTOMGKIONI Angim Dimitrios	GRE	16 JUN 1973	F57	37.39	34.03									
15	2530	del ROSARIO GONZALEZ Fernando	MEX	4 JUL 1988	F58	44.33	40.34									
16	2555	WIN Naing	MYA	7 OCT 1971	F57	32.99	32.99									
17	2166	XU Chongyao	CHN	13 MAR 1970	F58	45.30										
18	2184	KITAMBALA KIZITO Levy	COD	12 OCT 1977	F58	17.50										

## LEGEND

**PB** Personal Best                      **SB** Season's Best






Olympic Stadium

FRI 31 AUG 2012  
10:00

Athletics

Men's Club Throw — F31/32/51

Final



## Results

## F32 Records

<b>WORLD RECORD</b>	<b>36.73m</b>	<b>BAHLAZ Lahouari</b>	ALG	Christchurch (NZL)	25 JAN 2011
<b>PARALYMPIC RECORD</b>	<b>35.77m</b>	<b>IDOUDI Mourad</b>	TUN	Beijing (CHN)	15 SEP 2008

## F51 Records

<b>WORLD RECORD</b>	<b>26.67m</b>	<b>BELES Radim</b>	CZE	Brno (CZE)	31 MAY 2003
<b>PARALYMPIC RECORD</b>	<b>25.73m</b>	<b>RICHARDSON Jim</b>	GBR	Sydney, NSW (AUS)	25 OCT 2000

Rank	Bib	Name	NPC Code	Date of Birth	Sport Class	1	2	3	4	5	6	Result (Points)	
1	2698	DIMITRIJEVIC Zeljko	SRB	4 JAN 1971	F51	26.88 (1010)	26.25 (991)	26.67 (1004)	-	-	-	26.88 <b>(1010)</b>	WR
2	2218	BELES Radim	CZE	6 MAR 1973	F51	23.84 (901)	23.20 (873)	x	x	26.67 (1004)	25.92 (980)	26.67 <b>(1004)</b>	PB
3	2001	BAHLAZ Lahouari	ALG	12 MAR 1979	F32	31.36 (935)	36.31 (1003)	32.85 (959)	30.58 (921)	34.45 (981)	32.72 (957)	36.31 <b>(1003)</b>	PR
4	2224	VANEK Jan	CZE	25 JAN 1979	F51	24.99 (947)	24.89 (943)	24.77 (939)	25.16 (953)	24.15 (914)	24.86 (942)	25.16 <b>(953)</b>	PB
5	2226	ZVOLANEK Martin	CZE	26 MAY 1974	F51	23.52 (887)	24.88 (943)	x	23.63 (892)	23.63 (892)	x	24.88 <b>(943)</b>	
6	2777	ZEMZEMI Mohamed	TUN	3 JUL 1991	F51	23.76 (898)	x	x	24.63 (933)	x	24.19 (916)	24.63 <b>(933)</b>	RR
7	2199	MATIC Miroslav	CRO	3 MAR 1967	F51	x	23.75 (897)	23.45 (884)	23.19 (873)	x	24.03 (909)	24.03 <b>(909)</b>	PB
8	2007	BETINA Karim	ALG	18 AUG 1978	F32	29.75 (906)	x	27.32 (853)	x	28.31 (875)	27.91 (866)	29.75 <b>(906)</b>	SB
9	2609	SOCHAL Maciej	POL	29 AUG 1987	F32	23.58 (749)	28.04 (869)	29.04 (891)				29.04 <b>(891)</b>	SB
10	2498	ELHMALI Hamza G	LBA	31 JUL 1987	F32	x	x	28.29 (875)				28.29 <b>(875)</b>	PB
11	2317	MILLER Stephen	GBR	27 MAY 1980	F32	26.70 (837)	26.54 (833)	26.70 (837)				26.70 <b>(837)</b>	
12	2695	FLERE Joze	SLO	27 FEB 1968	F51	21.32 (780)	21.10 (769)	20.84 (754)				21.32 <b>(780)</b>	PB
13	2223	SERBUS Frantisek	CZE	20 JUL 1985	F32	x	24.04 (763)	23.15 (735)				24.04 <b>(763)</b>	
14	2197	HUDINA Slaven	CRO	3 DEC 1984	F32	x	x	23.09 (733)				23.09 <b>(733)</b>	
15	2405	McCARTHY John	IRL	20 APR 1974	F51	19.52 (678)	x	20.36 (727)				20.36 <b>(727)</b>	
16	2357	KAPLANIS Nikolaos	GRE	6 MAY 1973	F51	18.39 (607)	18.82 (634)	x				18.82 <b>(634)</b>	
	2513	OUADDALI Youssef	MAR	2 FEB 1987	F32	x	x	x				NM	

Starting order	1	2	3	4	5	6	7	8	9	10	11	12	13	14	15	16
Initial	2218	2698	2777	2357	2498	2317	2197	2224	2223	2199	2609	2513	2405	2001	2695	2007
Final	2199	2777	2218	2007	2226	2224	2001	2698								

Starting order	17															
Initial	2226															
Final																

## Weather conditions

Temperature: 15 °C Humidity: 44 % Conditions: Sunny

## LEGEND

-	Pass	NM	No Mark	PB	Personal Best	PR	Paralympic Record
RR	Regional Record	SB	Season Best	WR	World Record	x	Failure



Olympic Stadium

FRI 31 AUG 2012  
10:00

Athletics

Men's Club Throw — F31/32/51

Final



## Start List

## F32 Records

<b>WORLD RECORD</b>	36.73m	BAHLAZ Lahouari	ALG	Christchurch (NZL)	25 JAN 2011
<b>PARALYMPIC RECORD</b>	35.77m	IDOUDI Mourad	TUN	Beijing (CHN)	15 SEP 2008

## F51 Records

<b>WORLD RECORD</b>	26.67m	BELES Radim	CZE	Brno (CZE)	31 MAY 2003
<b>PARALYMPIC RECORD</b>	25.73m	RICHARDSON Jim	GBR	Sydney, NSW (AUS)	25 OCT 2000

Order	Bib	Name	NPC Code	Date of Birth	Sport Class	PB	SB	1	2	3	Best	4	5	6	Result	Rank
1	2218	BELES Radim	CZE	6 MAR 1973	F51	25.61										
2	2698	DIMITRIJEVIC Zeljko	SRB	4 JAN 1971	F51	25.68	25.68									
3	2777	ZEMZEMI Mohamed	TUN	3 JUL 1991	F51	23.82	23.82									
4	2357	KAPLANIS Nikolaos	GRE	6 MAY 1973	F51	21.15	21.15									
5	2498	ELHMALI Hamza G	LBA	31 JUL 1987	F32	24.00	24.00									
6	2317	MILLER Stephen	GBR	27 MAY 1980	F32	32.91	30.71									
7	2197	HUDINA Slaven	CRO	3 DEC 1984	F32	25.25	24.84									
8	2224	VANEK Jan	CZE	25 JAN 1979	F51	25.14										
9	2223	SERBUS Frantisek	CZE	20 JUL 1985	F32	28.95	26.74									
10	2199	MATIC Miroslav	CRO	3 MAR 1967	F51	22.72	22.16									
11	2609	SOCHAL Maciej	POL	29 AUG 1987	F32	30.16	24.06									
12	2513	OUADDALI Youssef	MAR	2 FEB 1987	F32	22.68	22.68									
13	2405	McCARTHY John	IRL	20 APR 1974	F51	22.66	21.42									
14	2001	BAHLAZ Lahouari	ALG	12 MAR 1979	F32	36.73	33.26									
15	2695	FLERE Joze	SLO	27 FEB 1968	F51	21.28	21.23									
16	2007	BETINA Karim	ALG	18 AUG 1978	F32	31.65	29.17									
17	2226	ZVOLANEK Martin	CZE	26 MAY 1974	F51	25.01										

## LEGEND

**PB** Personal Best                      **SB** Season's Best



Olympic Stadium

WED 5 SEP 2012  
20:27

Athletics

Women's 100m — T11

Final



### Start List

**REVISED**  
4 SEP 19:13

<b>WORLD RECORD</b>	<b>12.04</b>	<b>GUILHERMINA Terezinha</b>	BRA	Bottrop (GER)	1 JUN 2011
<b>PARALYMPIC RECORD</b>	<b>12.23</b>	<b>GUILHERMINA Terezinha</b>	BRA	London (GBR)	4 SEP 2012

Lane	Bib	Name	NPC Code	Date of Birth	Sport Class	PB	SB	Result	Rank
1	1076	JIA Juntingxian	CHN	17 AUG 1986	T11	12.87	12.87		
		Guide XU Donglin	CHN	21 OCT 1988					
3	1049	GUILHERMINA Terezinha	BRA	3 OCT 1978	T11	12.04	12.10		
		Guide SOARES de SANTANA Guilherme	BRA	9 AUG 1983					
5	1052	SANTOS Jerusa Geber	BRA	26 APR 1982	T11	12.52	12.57		
		Guide BARBOZA DA SILVA Luiz Henrique	BRA	25 MAR 1987					
7	1053	SANTOS Jhulia	BRA	18 SEP 1991	T11	12.88	12.88		
		Guide DIAS de OLIVEIRA SILVA Fabio	BRA	5 APR 1984					

**LEGEND**

**PB** Personal Best                      **SB** Season's Best

revised due to updated schedule



Olympic Stadium

WED 5 SEP 2012  
20:27

Athletics

Women's 100m — T11

Final



## Results

<b>WORLD RECORD</b>	<b>12.04</b>	<b>GUILHERMINA Terezinha</b>	BRA	Bottrop (GER)	1 JUN 2011
<b>PARALYMPIC RECORD</b>	<b>12.23</b>	<b>GUILHERMINA Terezinha</b>	BRA	London (GBR)	4 SEP 2012

Wind: +1.2m/s

Rank	Bib	Name	NPC Code	Date of Birth	Sport Class	Lane	Reaction Time	Result
1	1049	<b>GUILHERMINA Terezinha</b>	BRA	3 OCT 1978	T11	4	0.197	<b>12.01</b> WR
		Guide SOARES de SANTANA Guilherme	BRA	9 AUG 1983				
2	1052	<b>SANTOS Jerusa Geber</b>	BRA	26 APR 1982	T11	6	0.165	<b>12.75</b>
		Guide BARBOZA DA SILVA Luiz Henrique	BRA	25 MAR 1987				
3	1053	<b>SANTOS Jhulia</b>	BRA	18 SEP 1991	T11	7	0.188	<b>12.76</b> PB
		Guide DIAS de OLIVEIRA SILVA Fabio	BRA	5 APR 1984				
4	1076	<b>JIA Juntingxian</b>	CHN	17 AUG 1986	T11	2	0.169	<b>12.79</b> PB
		Guide XU Donglin	CHN	21 OCT 1988				

### Weather conditions

Temperature: 20 °C      Humidity: 42 %      Conditions: Sunny

<b>LEGEND</b>
<b>PB</b> Personal Best <b>WR</b> World Record




Olympic Stadium

TUE 4 SEP 2012

Athletics

Women's 100m — T11

Round 1



## Results

<b>WORLD RECORD</b>	<b>12.04</b>	<b>GUILHERMINA Terezinha</b>	BRA	Bottrop (GER)	1 JUN 2011
<b>PARALYMPIC RECORD</b>	<b>12.23</b>	<b>GUILHERMINA Terezinha</b>	BRA	London (GBR)	4 SEP 2012

HEAT 1/3 Start Time: 11:10 Wind: -0.1 m/s

Rank	Bib	Name	NPC Code	Date of Birth	Sport Class	Lane	Reaction Time	Result	
1	1052	<b>SANTOS Jerusa Geber</b>	BRA	26 APR 1982	T11	4	0.173	<b>12.68</b>	<b>Q</b>
		Guide BARBOZA DA SILVA Luiz Henrique	BRA	25 MAR 1987					
2	1076	<b>JIA Juntingxian</b>	CHN	17 AUG 1986	T11	2	0.172	<b>12.87</b>	<b>q PB</b>
		Guide XU Donglin	CHN	21 OCT 1988					
3	1233	<b>TEMA Yuki</b>	JPN	26 JUL 1990	T11	5	0.199	<b>13.57</b>	<b>=PB</b>
		Guide KONDO Katsuyuki	JPN	20 NOV 1981					
4	1260	<b>GONZALEZ SANTA CRUZ G</b>	MEX	5 SEP 1995	T11	8		<b>14.53</b>	
		Guide MEZQUITAN GALICIA Gabriel	MEX	7 DEC 1973					

HEAT 2/3 Start Time: 11:20 Wind: +0.2 m/s

Rank	Bib	Name	NPC Code	Date of Birth	Sport Class	Lane	Reaction Time	Result	
1	1049	<b>GUILHERMINA Terezinha</b>	BRA	3 OCT 1978	T11	4	0.210	<b>12.23</b>	<b>Q PR</b>
		Guide SOARES de SANTANA Guilherme	BRA	9 AUG 1983					
2	1009	<b>GICASO Esperanca</b>	ANG	2 JUL 1992	T11	8	0.185	<b>12.98</b>	<b>RR</b>
		Guide NETO Marcio Jose Fonseca	ANG	20 MAY 1989					
3	1153	<b>HINTON Tracey</b>	GBR	19 MAR 1970	T11	5		<b>13.43</b>	<b>SB</b>
		Guide HUGHES Steffan	GBR	17 SEP 1983					
4	1281	<b>BENAVIDEZ HERNANDEZ V</b>	NCA	6 DEC 1992	T11	2		<b>16.07</b>	<b>SB</b>
		Guide ALVARADO ESTRADA Gema	NCA	10 MAY 1989					

HEAT 3/3 Start Time: 11:30 Wind: +0.3 m/s

Rank	Bib	Name	NPC Code	Date of Birth	Sport Class	Lane	Reaction Time	Result	
1	1053	<b>SANTOS Jhulia</b>	BRA	18 SEP 1991	T11	3	0.165	<b>12.88</b>	<b>Q PB</b>
		Guide DIAS de OLIVEIRA SILVA Fabio	BRA	5 APR 1984					
2	1262	<b>JIMENEZ MANZANAREZ Tania L</b>	MEX	9 JUL 1982	T11	6	0.196	<b>13.38</b>	<b>PB</b>
		Guide CAMPOS COLLAZO Joe Ericker	MEX	21 AUG 1993					
3	1010	<b>SILVA Maria Gomes Da</b>	ANG	28 JAN 1992	T11	8	0.207	<b>13.57</b>	<b>PB</b>
		Guide ZONGO Albano Pedro	ANG	12 SEP 1984					
4	1235	<b>WATANABE Shiho</b>	JPN	23 JAN 1990	T11	1	0.191	<b>14.17</b>	<b>PB</b>
		Guide SHIMOINABA Koki	JPN	15 FEB 1984					

Qualification: First in each heat (Q) and the next 1 fastest (q) advance to the Final.

## Weather conditions at the beginning of the 1st heat

Temperature: 16 °C Humidity: 87 % Conditions: Partly cloudy

## LEGEND

<b>=PB</b> Equal Personal Best	<b>PB</b> Personal Best	<b>PR</b> Paralympic Record	<b>Q</b> Qualified by place
<b>q</b> Qualified by time	<b>RR</b> Regional Record	<b>SB</b> Season's Best	




Olympic Stadium

TUE 4 SEP 2012

Athletics

Women's 100m — T11

Round 1



## Start List

<b>WORLD RECORD</b>	<b>12.04</b>	<b>GUILHERMINA Terezinha</b>	BRA	Bottrop (GER)	1 JUN 2011
<b>PARALYMPIC RECORD</b>	<b>12.31</b>	<b>WU Chunmiao</b>	CHN	Beijing (CHN)	9 SEP 2008

## HEAT 1/3 Start Time: 11:04

Lane	Bib	Name	NPC Code	Date of Birth	Sport Class	PB	SB	Result	Rank
1	1076	JIA Juntingxian	CHN	17 AUG 1986	T11	12.89			
		Guide XU Donglin	CHN	21 OCT 1988					
3	1052	SANTOS Jerusa Geber	BRA	26 APR 1982	T11	12.52	12.57		
		Guide BARBOZA DA SILVA Luiz Henrique	BRA	25 MAR 1987					
5	1233	TEMMA Yuki	JPN	26 JUL 1990	T11	13.57	13.57		
		Guide KONDO Katsuyuki	JPN	20 NOV 1981					
7	1260	GONZALEZ SANTA CRUZ G	MEX	5 SEP 1995	T11	14.22	14.22		
		Guide MEZQUITAN GALICIA Gabriel	MEX	7 DEC 1973					

## HEAT 2/3 Start Time: 11:11

Lane	Bib	Name	NPC Code	Date of Birth	Sport Class	PB	SB	Result	Rank
1	1281	BENAVIDEZ HERNANDEZ V	NCA	6 DEC 1992	T11				
		Guide ALVARADO ESTRADA Gema	NCA	10 MAY 1989					
3	1049	GUILHERMINA Terezinha	BRA	3 OCT 1978	T11	12.04	12.10		
		Guide SOARES de SANTANA Guilherme	BRA	9 AUG 1983					
5	1153	HINTON Tracey	GBR	19 MAR 1970	T11	13.37	13.59		
		Guide HUGHES Steffan	GBR	17 SEP 1983					
7	1009	GICASO Esperanca	ANG	2 JUL 1992	T11	13.63	13.63		
		Guide NETO Marcio Jose Fonseca	ANG	20 MAY 1989					

## HEAT 3/3 Start Time: 11:18

Lane	Bib	Name	NPC Code	Date of Birth	Sport Class	PB	SB	Result	Rank
1	1235	WATANABE Shiho	JPN	23 JAN 1990	T11	14.55	14.55		
		Guide SHIMOINABA Koki	JPN	15 FEB 1984					
3	1053	SANTOS Jhulia	BRA	18 SEP 1991	T11	13.16	13.20		
		Guide DIAS de OLIVEIRA SILVA Fabio	BRA	5 APR 1984					
5	1262	JIMENEZ MANZANAREZ Tania Lorena	MEX	9 JUL 1982	T11	13.41	13.54		
		Guide CAMPOS COLLAZO Joe Ericker	MEX	21 AUG 1993					
7	1010	SILVA Maria Gomes Da	ANG	28 JAN 1992	T11	14.02	14.02		
		Guide ZONGO Albano Pedro	ANG	12 SEP 1984					

Qualification: First in each heat and the next 1 fastest advance to the Final.

## LEGEND

**PB** Personal Best      **SB** Season's Best



Olympic Stadium

SUN 2 SEP 2012  
19:54

Athletics

Women's 100m — T12

Final



## Results

<b>WORLD RECORD</b>	<b>11.91</b>	<b>ZHOU Guohua</b>	CHN	London (GBR)	1 SEP 2012
<b>PARALYMPIC RECORD</b>	<b>11.91</b>	<b>ZHOU Guohua</b>	CHN	London (GBR)	1 SEP 2012

Wind: +0.3m/s

Rank	Bib	Name	NPC Code	Date of Birth	Sport Class	Lane	Reaction Time	Result
1	1099	<b>ZHOU Guohua</b>	CHN	10 OCT 1990	T12	6	0.187	<b>12.05</b>
		Guide LI Jie	CHN	2 OCT 1987				
2	1150	<b>CLEGG Libby</b>	GBR	24 MAR 1990	T12	4	0.152	<b>12.13</b> RR
		Guide HUGGINS Mikail	GBR	29 NOV 1983				
3	1385	<b>BOTURCHUK Oxana</b>	UKR	12 SEP 1984	T12	1	0.178	<b>12.18</b> PB
4	1101	<b>ZHU Daqing</b>	CHN	25 FEB 1990	T12	8	0.200	<b>12.20</b>
		Guide ZHANG Hui	CHN	15 JUN 1988				

### Weather conditions

Temperature: 18 °C      Humidity: 80 %      Conditions: Cloudy

### LEGEND

**PB** Personal Best      **RR** Regional Record



Olympic Stadium

SUN 2 SEP 2012  
19:54

Athletics

Women's 100m — T12

Final



## Start List

<b>WORLD RECORD</b>	<b>11.91</b>	<b>ZHOU Guohua</b>	CHN	London (GBR)	1 SEP 2012
<b>PARALYMPIC RECORD</b>	<b>11.91</b>	<b>ZHOU Guohua</b>	CHN	London (GBR)	1 SEP 2012

Lane	Bib	Name	NPC Code	Date of Birth	Sport Class	PB	SB	Result	Rank
1	1385	BOTURCHUK Oxana	UKR	12 SEP 1984	T12	12.24	12.24		
3	1150	CLEGG Libby	GBR	24 MAR 1990	T12	12.17	12.17		
		Guide HUGGINS Mikail	GBR	29 NOV 1983					
5	1099	ZHOU Guohua	CHN	10 OCT 1990	T12	11.91	11.91		
		Guide LI Jie	CHN	2 OCT 1987					
7	1101	ZHU Daqing	CHN	25 FEB 1990	T12	12.13	12.13		
		Guide ZHANG Hui	CHN	15 JUN 1988					

### LEGEND

**PB** Personal Best                      **SB** Season's Best





Olympic Stadium

SAT 1 SEP 2012

Athletics

Women's 100m — T12

Semifinals



## Results

<b>WORLD RECORD</b>	<b>11.91</b>	<b>ZHOU Guohua</b>	CHN	London (GBR)	1 SEP 2012
<b>PARALYMPIC RECORD</b>	<b>11.91</b>	<b>ZHOU Guohua</b>	CHN	London (GBR)	1 SEP 2012

SEMIFINAL 1/3 Start Time: 21:24 Wind: +0.5 m/s

Rank	Bib	Name	NPC Code	Date of Birth	Sport Class	Lane	Reaction Time	Result	
1	1099	<b>ZHOU Guohua</b>	CHN	10 OCT 1990	T12	4	0.183	<b>12.11</b>	<b>Q</b>
		Guide LI Jie	CHN	2 OCT 1987					
2	1137	<b>EL HANNOUNI Assia</b>	FRA	30 MAY 1981	T12	5	0.194	<b>12.34</b>	PB
		Guide SIMOUNET Gautier	FRA	28 DEC 1982					
3	1357	<b>KOLNIKOVA Hanka</b>	SVK	19 JUL 1989	T12	2	0.178	<b>12.77</b>	
		Guide SURGAC Jan	SVK	14 SEP 1960					
4	1220	<b>STEFANINI Elisabetta</b>	ITA	19 JUN 1983	T12	7	0.221	<b>13.36</b>	
		Guide di MARCELLO Massimo	ITA	5 DEC 1963					

SEMIFINAL 2/3 Start Time: 21:30 Wind: -0.4 m/s

Rank	Bib	Name	NPC Code	Date of Birth	Sport Class	Lane	Reaction Time	Result	
1	1101	<b>ZHU Daqing</b>	CHN	25 FEB 1990	T12	6	0.180	<b>12.52</b>	<b>Q</b>
		Guide ZHANG Hui	CHN	15 JUN 1988					
2	1044	<b>ZINKEVICH Volha</b>	BLR	8 SEP 1975	T12	1	0.172	<b>12.85</b>	
3	1422	<b>IBRAGIMOVA Miyassar</b>	UZB	23 NOV 1988	T12	7	0.181	<b>12.87</b>	
4	1047	<b>de OLIVEIRA CORREA Alice</b>	BRA	2 MAR 1996	T12	3	0.181	<b>13.02</b>	
		Guide CARDOSO da SILVA Diogo	BRA	15 MAR 1985					

SEMIFINAL 3/3 Start Time: 21:36 Wind: -0.4 m/s

Rank	Bib	Name	NPC Code	Date of Birth	Sport Class	Lane	Reaction Time	Result	
1	1150	<b>CLEGG Libby</b>	GBR	24 MAR 1990	T12	4	0.163	<b>12.23</b>	<b>Q</b>
		Guide HUGGINS Mikail	GBR	29 NOV 1983					
2	1385	<b>BOTURCHUK Oxana</b>	UKR	12 SEP 1984	T12	5	0.184	<b>12.34</b>	<b>q</b>
3	1119	<b>MIJAN Daineris</b>	CUB	29 JUL 1988	T12	8	0.213	<b>12.91</b>	
4	1042	<b>KANIUK Anna</b>	BLR	16 AUG 1984	T12	1	0.178	<b>13.22</b>	

Qualification: First in each heat (Q) and the next 1 fastest (q) advance to the Final.

## Weather conditions at the beginning of the 1st heat

Temperature: 21 °C Humidity: 62 % Conditions: Mostly cloudy

## LEGEND

PB Personal Best Q Qualified by place q Qualified by time

Athlete 1385 BOTURCHUK, O. advanced to the Semifinal by decision on thousands of second (BOTURCHUK, O. - 12.332s, EL HANNOUNI, A. - 12.340s)



## Start List

<b>WORLD RECORD</b>	<b>11.91</b>	<b>ZHOU Guohua</b>	CHN	London (GBR)	1 SEP 2012
<b>PARALYMPIC RECORD</b>	<b>11.91</b>	<b>ZHOU Guohua</b>	CHN	London (GBR)	1 SEP 2012

## SEMIFINAL 1/3

Start Time: 21:24

Lane	Bib	Name	NPC Code	Date of Birth	Sport Class	PB	SB	Result	Rank
1	1357	KOLNIKOVA Hanka	SVK	19 JUL 1989	T12	12.64	12.64		
		Guide SURGAC Jan	SVK	14 SEP 1960					
3	1099	ZHOU Guohua	CHN	10 OCT 1990	T12	11.91	11.91		
		Guide LI Jie	CHN	2 OCT 1987					
5	1137	EL HANNOUNI Assia	FRA	30 MAY 1981	T12	12.52	12.52		
		Guide SIMOUNET Gautier	FRA	28 DEC 1982					
7	1220	STEFANINI Elisabetta	ITA	19 JUN 1983	T12	12.79	13.07		
		Guide di MARCELLO Massimo	ITA	5 DEC 1963					

## SEMIFINAL 2/3

Start Time: 21:30

Lane	Bib	Name	NPC Code	Date of Birth	Sport Class	PB	SB	Result	Rank
1	1044	ZINKEVICH Volha	BLR	8 SEP 1975	T12	12.78	12.78		
3	1047	de OLIVEIRA CORREA Alice	BRA	2 MAR 1996	T12	12.81	12.81		
		Guide CARDOSO da SILVA Diogo	BRA	15 MAR 1985					
5	1101	ZHU Daqing	CHN	25 FEB 1990	T12	12.13	12.13		
		Guide ZHANG Hui	CHN	15 JUN 1988					
7	1422	IBRAGIMOVA Miyassar	UZB	23 NOV 1988	T12	12.80	12.80		

## SEMIFINAL 3/3

Start Time: 21:36

Lane	Bib	Name	NPC Code	Date of Birth	Sport Class	PB	SB	Result	Rank
1	1042	KANIUK Anna	BLR	16 AUG 1984	T12	12.84	12.84		
3	1150	CLEGG Libby	GBR	24 MAR 1990	T12	12.17	12.17		
		Guide HUGGINS Mikail	GBR	29 NOV 1983					
5	1385	BOTURCHUK Oxana	UKR	12 SEP 1984	T12	12.24	12.24		
7	1119	MIJAN Daineris	CUB	29 JUL 1988	T12	12.79	12.79		

Qualification: First in each heat and the next 1 fastest advance to the Final.

## LEGEND

**PB** Personal Best                      **SB** Season's Best




Olympic Stadium

SAT 1 SEP 2012

Athletics

Women's 100m — T12

Round 1



## Results

<b>WORLD RECORD</b>	<b>11.91</b>	<b>ZHOU Guohua</b>	CHN	London (GBR)	1 SEP 2012
<b>PARALYMPIC RECORD</b>	<b>11.91</b>	<b>ZHOU Guohua</b>	CHN		1 SEP 2012

HEAT 1/5		Start Time: 10:15				Wind: +1.7 m/s		
Rank	Bib	Name	NPC Code	Date of Birth	Sport Class	Lane	Reaction Time	Result
1	1047	<b>de OLIVEIRA CORREA Alice</b> Guide CARDOSO da SILVA Diogo	BRA	2 MAR 1996	T12	1	0.192	<b>12.81</b> Q PB
2	1042	<b>KANIUK Anna</b>	BLR	16 AUG 1984	T12	3	0.166	<b>12.97</b> q
3	1240	<b>MWANGI Hanah Ngendo</b>	KEN	28 SEP 1986	T12	7	0.210	<b>13.58</b> PB
4	1277	<b>MUCHAVO Maria Elisa</b>	MOZ	26 JUL 1992	T12	5	0.209	<b>13.97</b> SB

HEAT 2/5		Start Time: 10:23				Wind: +0.6 m/s		
Rank	Bib	Name	NPC Code	Date of Birth	Sport Class	Lane	Reaction Time	Result
1	1385	<b>BOTURCHUK Oxana</b>	UKR	12 SEP 1984	T12	3	0.170	<b>12.24</b> Q WR
2	1357	<b>KOLNIKOVA Hanka</b> Guide SURGAC Jan	SVK	19 JUL 1989	T12	2	0.183	<b>12.64</b> q PB
3	1132	<b>NGUI Eva</b>	ESP	9 JUN 1985	T12	5	0.153	<b>13.32</b>
4	1079	<b>LIU Miaomiao</b>	CHN	10 DEC 1989	T12	7	0.156	<b>13.51</b> SB

HEAT 3/5		Start Time: 10:31				Wind: +1.5 m/s		
Rank	Bib	Name	NPC Code	Date of Birth	Sport Class	Lane	Reaction Time	Result
1	1150	<b>CLEGG Libby</b> Guide HUGGINS Mikail	GBR	24 MAR 1990	T12	8	0.147	<b>12.17</b> Q WR
2	1044	<b>ZINKEVICH Volha</b>	BLR	8 SEP 1975	T12	5	0.155	<b>12.78</b> q PB
3	1131	<b>MARTINEZ Sara</b>	ESP	26 FEB 1990	T12	3	0.178	<b>13.27</b> PB

HEAT 4/5		Start Time: 10:38				Wind: +0.3 m/s		
Rank	Bib	Name	NPC Code	Date of Birth	Sport Class	Lane	Reaction Time	Result
1	1101	<b>ZHU Daqing</b> Guide ZHANG Hui	CHN	25 FEB 1990	T12	8	0.168	<b>12.13</b> Q WR
2	1137	<b>EL HANNOUNI Assia</b> Guide SIMOUNET Gautier	FRA	30 MAY 1981	T12	3	0.195	<b>12.52</b> q PB
3	1422	<b>IBRAGIMOVA Miyassar</b>	UZB	23 NOV 1988	T12	5	0.180	<b>12.80</b> q PB

HEAT 5/5		Start Time: 10:45				Wind: +0.6 m/s		
Rank	Bib	Name	NPC Code	Date of Birth	Sport Class	Lane	Reaction Time	Result
1	1099	<b>ZHOU Guohua</b> Guide LI Jie	CHN	10 OCT 1990	T12	8	0.161	<b>11.91</b> Q WR
2	1119	<b>MIJAN Daineris</b>	CUB	29 JUL 1988	T12	4	0.257	<b>12.79</b> q PB
3	1220	<b>STEFANINI Elisabetta</b> Guide di MARCELLO Massimo	ITA	19 JUN 1983	T12	5	0.210	<b>13.20</b> q

Qualification: First in each heat (Q) and the next 7 fastest (q) advance to the Semifinals.

## Weather conditions at the beginning of the 1st heat

Temperature: 14 °C Humidity: 69 % Conditions: Cloudy

LEGEND	
<b>PB</b> Personal Best	<b>Q</b> Qualified by place
<b>SB</b> Season's Best	<b>WR</b> World Record
<b>q</b> Qualified by time	<b>RR</b> Regional Record



Olympic Stadium

SAT 1 SEP 2012

Athletics

Women's 100m — T12

Round 1



## Start List

<b>WORLD RECORD</b>	<b>12.32</b>	<b>EL HANNOUNI Assia</b>	FRA	Athens (GRE)	24 SEP 2004
<b>PARALYMPIC RECORD</b>	<b>12.32</b>	<b>EL HANNOUNI Assia</b>	FRA	Athens (GRE)	24 SEP 2004

## HEAT 1/5 Start Time: 10:15

Lane	Bib	Name	NPC Code	Date of Birth	Sport Class	PB	SB	Result	Rank
1	1047	de OLIVEIRA CORREA Alice	BRA	2 MAR 1996	T12	12.91	12.91		
		Guide CARDOSO da SILVA Diogo	BRA	15 MAR 1985					
3	1042	KANIUK Anna	BLR	16 AUG 1984	T12	12.84	12.84		
5	1277	MUCHAVO Maria Elisa	MOZ	26 JUL 1992	T12	13.40			
7	1240	MWANGI Hanah Ngendo	KEN	28 SEP 1986	T12	13.63			

## HEAT 2/5 Start Time: 10:23

Lane	Bib	Name	NPC Code	Date of Birth	Sport Class	PB	SB	Result	Rank
1	1357	KOLNIKOVA Hanka	SVK	19 JUL 1989	T12	12.68	12.96		
		Guide SURGAC Jan	SVK	14 SEP 1960					
3	1385	BOTURCHUK Oxana	UKR	12 SEP 1984	T12	12.56			
5	1132	NGUI Eva	ESP	9 JUN 1985	T12	12.57	12.73		
7	1079	LIU Miaomiao	CHN	10 DEC 1989	T12	13.07			

## HEAT 3/5 Start Time: 10:31

Lane	Bib	Name	NPC Code	Date of Birth	Sport Class	PB	SB	Result	Rank
3	1131	MARTINEZ Sara	ESP	26 FEB 1990	T12	13.34	13.51		
5	1044	ZINKEVICH Volha	BLR	8 SEP 1975	T12	13.07	13.20		
7	1150	CLEGG Libby	GBR	24 MAR 1990	T12	12.41	12.41		
		Guide HUGGINS Mikail	GBR	29 NOV 1983					

## HEAT 4/5 Start Time: 10:38

Lane	Bib	Name	NPC Code	Date of Birth	Sport Class	PB	SB	Result	Rank
3	1137	EL HANNOUNI Assia	FRA	30 MAY 1981	T12	12.62	12.62		
		Guide SIMOUNET Gautier	FRA	28 DEC 1982					
5	1422	IBRAGIMOVA Miyassar	UZB	23 NOV 1988	T12	13.04	13.04		
7	1101	ZHU Daqing	CHN	25 FEB 1990	T12	12.57			
		Guide ZHANG Hui	CHN	15 JUN 1988					

## HEAT 5/5 Start Time: 10:45

Lane	Bib	Name	NPC Code	Date of Birth	Sport Class	PB	SB	Result	Rank
3	1119	MIJAN Daineris	CUB	29 JUL 1988	T12	12.94			
5	1220	STEFANINI Elisabetta	ITA	19 JUN 1983	T12	12.79	13.07		
		Guide di MARCELLO Massimo	ITA	5 DEC 1963					
7	1099	ZHOU Guohua	CHN	10 OCT 1990	T12	12.46	12.56		
		Guide LI Jie	CHN	2 OCT 1987					

Qualification: First in each heat and the next 7 fastest advance to the Semifinals.

## LEGEND

PB Personal Best SB Season's Best




Olympic Stadium

THU 6 SEP 2012  
20:20

Athletics

Women's 100m — T13

Final



## Results

<b>WORLD RECORD</b>	<b>11.99</b>	<b>DURAND Omara</b>	CUB	Guadalajara (MEX)	17 NOV 2011
<b>PARALYMPIC RECORD</b>	<b>12.10</b>	<b>DURAND Omara</b>	CUB	London (GBR)	5 SEP 2012

Wind: +0.5m/s

Rank	Bib	Name	NPC Code	Date of Birth	Sport Class	Lane	Reaction Time	Result
1	1118	<b>DURAND Omara</b>	CUB	26 NOV 1991	T13	4	0.174	<b>12.00</b> PR
2	1315	<b>HAYES Ilse</b>	RSA	30 AUG 1985	T13	5	0.164	<b>12.41</b>
3	1139	<b>KEITA Nantenin</b>	FRA	5 NOV 1984	T13	8	0.159	<b>12.47</b> RR
4	1193	<b>DIMOGLOU Alexandra</b>	GRE	15 DEC 1981	T13	6	0.173	<b>12.53</b> PB
5	1386	<b>GLIEBOVA Olena</b>	UKR	19 JAN 1981	T13	7	0.240	<b>12.64</b>
6	1055	<b>SOARES Viviane</b>	BRA	14 MAY 1996	T13	2	0.182	<b>13.02</b> PB
7	1195	<b>KARAGIANNI Anthi</b>	GRE	22 SEP 1981	T13	3	0.140	<b>13.23</b>
8	1318	<b>PRETORIUS Johanna</b>	RSA	3 SEP 1993	T13	9	0.200	<b>13.50</b>

### Weather conditions

Temperature: 21 °C      Humidity: 39 %      Conditions: Sky Clear

### LEGEND

**PB** Personal Best      **PR** Paralympic Record      **RR** Regional Record



Olympic Stadium

THU 6 SEP 2012  
20:20

Athletics

Women's 100m — T13

Final



## Start List

<b>WORLD RECORD</b>	<b>11.99</b>	<b>DURAND Omara</b>	CUB	Guadalajara (MEX)	17 NOV 2011
<b>PARALYMPIC RECORD</b>	<b>12.10</b>	<b>DURAND Omara</b>	CUB	London (GBR)	5 SEP 2012

Lane	Bib	Name	NPC Code	Date of Birth	Sport Class	PB	SB	Result	Rank
2	1055	SOARES Viviane	BRA	14 MAY 1996	T13	13.05	13.22		
3	1195	KARAGIANNI Anthi	GRE	22 SEP 1981	T13	12.92	13.16		
4	1118	DURAND Omara	CUB	26 NOV 1991	T13	11.99	12.10		
5	1315	HAYES Ilse	RSA	30 AUG 1985	T13	12.38	12.38		
6	1193	DIMOGLOU Alexandra	GRE	15 DEC 1981	T13	12.71	12.76		
7	1386	GLIEBOVA Olena	UKR	19 JAN 1981	T13	12.40	12.40		
8	1139	KEITA Nantenin	FRA	5 NOV 1984	T13	12.61	12.71		
9	1318	PRETORIUS Johanna	RSA	3 SEP 1993	T13	12.91	13.11		

### LEGEND

**PB** Personal Best                      **SB** Season's Best



Olympic Stadium

WED 5 SEP 2012

Athletics

Women's 100m — T13

Round 1



## Results

<b>WORLD RECORD</b>	<b>11.99</b>	<b>DURAND Omara</b>	CUB	Guadalajara (MEX)	17 NOV 2011
<b>PARALYMPIC RECORD</b>	<b>12.10</b>	<b>DURAND Omara</b>	CUB	London (GBR)	5 SEP 2012

HEAT 1/2 Start Time: 12:15 Wind: -1.5 m/s

Rank	Bib	Name	NPC Code	Date of Birth	Sport Class	Lane	Reaction Time	Result	
1	1386	GLIEBOVA Olena	UKR	19 JAN 1981	T13	7	0.237	<b>12.63</b>	<b>Q</b>
2	1193	DIMOGLOU Alexandra	GRE	15 DEC 1981	T13	3	0.170	<b>12.76</b>	<b>Q SB</b>
3	1318	PRETORIUS Johanna	RSA	3 SEP 1993	T13	4	0.209	<b>13.11</b>	<b>Q SB</b>
4	1367	BOUSAID Somaya	TUN	5 MAY 1980	T13	2	0.253	<b>13.41</b>	SB
5	1003	HAMRI Lynda	ALG	8 FEB 1989	T13	8	0.224	<b>13.60</b>	SB
6	1246	LETSOARA Mary	LES	2 JAN 1993	T13	5	0.203	<b>16.78</b>	SB
	1384	AKULLO Christine	UGA	23 JUN 1990	T13	9		<b>DNS</b>	
	1054	SILVA Joana Helena	BRA	16 FEB 1963	T13	6		<b>DNS</b>	

HEAT 2/2 Start Time: 12:22 Wind: -0.5 m/s

Rank	Bib	Name	NPC Code	Date of Birth	Sport Class	Lane	Reaction Time	Result	
1	1118	DURAND Omara	CUB	26 NOV 1991	T13	2	0.183	<b>12.10</b>	<b>Q PR</b>
2	1315	HAYES Ilse	RSA	30 AUG 1985	T13	3	0.170	<b>12.63</b>	<b>Q</b>
3	1139	KEITA Nantenin	FRA	5 NOV 1984	T13	5	0.181	<b>12.71</b>	<b>Q SB</b>
4	1195	KARAGIANNI Anthi	GRE	22 SEP 1981	T13	8	0.159	<b>13.16</b>	<b>q SB</b>
5	1055	SOARES Viviane	BRA	14 MAY 1996	T13	4	0.183	<b>13.22</b>	<b>q SB</b>
6	1361	LIU Ya-Ting	TPE	2 AUG 1991	T13	7	0.179	<b>14.22</b>	PB
7	1301	DUZIKOWSKA Anna	POL	20 SEP 1993	T13	6		<b>14.31</b>	

Qualification: First 3 in each heat (Q) and the next 2 fastest (q) advance to the Final.

## Weather conditions at the beginning of the 1st heat

Temperature: 16 °C Humidity: 50 % Conditions: Sunny

LEGEND	
<b>DNS</b>	Did Not Start
<b>q</b>	Qualified by time
<b>PB</b>	Personal Best
<b>SB</b>	Season's Best
<b>PR</b>	Paralympic Record
<b>Q</b>	Qualified by place




Olympic Stadium

WED 5 SEP 2012

Athletics

Women's 100m — T13

Round 1



## Start List

**REVISED**  
4 SEP 19:07

<b>WORLD RECORD</b>	<b>11.99</b>	<b>DURAND Omara</b>	CUB	Guadalajara (MEX)	17 NOV 2011
<b>PARALYMPIC RECORD</b>	<b>12.49</b>	<b>RUNYAN Marla</b>	USA	Atlanta, GA (USA)	22 AUG 1996

HEAT 1/2 Start Time: 12:15

Lane	Bib	Name	NPC Code	Date of Birth	Sport Class	PB	SB	Result	Rank
2	1367	BOUSAID Somaya	TUN	5 MAY 1980	T13	13.31			
3	1193	DIMOGLOU Alexandra	GRE	15 DEC 1981	T13	12.71			
4	1318	PRETORIUS Johanna	RSA	3 SEP 1993	T13	12.91	13.18		
5	1246	LETSOARA Mary	LES	2 JAN 1993	T13				
6	1054	SILVA Joana Helena	BRA	16 FEB 1963	T13	12.98	13.69		
7	1386	GLIEBOVA Olena	UKR	19 JAN 1981	T13	12.40	12.40		
8	1003	HAMRI Lynda	ALG	8 FEB 1989	T13	13.42	13.80		
9	1384	AKULLO Christine	UGA	23 JUN 1990	T13	13.24			

HEAT 2/2 Start Time: 12:22

Lane	Bib	Name	NPC Code	Date of Birth	Sport Class	PB	SB	Result	Rank
2	1118	DURAND Omara	CUB	26 NOV 1991	T13	11.99			
3	1315	HAYES Ilse	RSA	30 AUG 1985	T13	12.38	12.38		
4	1055	SOARES Viviane	BRA	14 MAY 1996	T13	13.05	13.34		
5	1139	KEITA Nantenin	FRA	5 NOV 1984	T13	12.61	12.74		
6	1301	DUZIKOWSKA Anna	POL	20 SEP 1993	T13	13.82	13.82		
7	1361	LIU Ya-Ting	TPE	2 AUG 1991	T13	14.37			
8	1195	KARAGIANNI Anthi	GRE	22 SEP 1981	T13	12.92			

Qualification: First 3 in each heat and the next 2 fastest advance to the Final.

## LEGEND

**PB** Personal Best      **SB** Season's Best

revised due to updated schedule





Olympic Stadium

FRI 31 AUG 2012  
20:00

Athletics

Women's 100m — T34

Final



## Results

<b>WORLD RECORD</b>	<b>17.60</b>	<b>COCKROFT Hannah</b>	GBR	Nottwil (SUI)	20 MAY 2012
<b>PARALYMPIC RECORD</b>	<b>18.24</b>	<b>COCKROFT Hannah</b>	GBR	London (GBR)	31 AUG 2012

Wind: -0.4m/s

Rank	Bib	Name	NPC Code	Date of Birth	Sport Class	Lane	Result
1	1151	COCKROFT Hannah	GBR	30 JUL 1992	T34	7	<b>18.06</b> PR
2	1283	SIEMONS Amy	NED	18 MAY 1985	T34	5	<b>19.49</b>
3	1028	LITTLE Rosemary	AUS	27 AUG 1982	T34	9	<b>19.95</b> RR
4	1287	VRANKEN Desiree	NED	28 JUN 1997	T34	2	<b>20.37</b>
5	1365	BEN JEMAA Yousra	TUN	22 AUG 1986	T34	4	<b>20.52</b> RR
6	1412	MESSER Kristen	USA	18 MAR 1987	T33	8	<b>21.59</b> WR
7	1402	DEWALD Carleigh	USA	8 JUN 1995	T34	3	<b>21.83</b>
8	1063	BURROWS Rachael	CAN	21 NOV 1982	T34	6	<b>22.59</b>

### Weather conditions

Temperature: 18 °C      Humidity: 70 %      Conditions: Partly cloudy

### LEGEND

**PR** Paralympic Record      **RR** Regional Record      **WR** World Record




Olympic Stadium

FRI 31 AUG 2012  
20:00

Athletics

Women's 100m — T34

Final



### Start List

**REVISED**  
31 AUG 18:24

<b>WORLD RECORD</b>	<b>17.60</b>	<b>COCKROFT Hannah</b>	GBR	Nottwil (SUI)	20 MAY 2012
<b>PARALYMPIC RECORD</b>	<b>18.24</b>	<b>COCKROFT Hannah</b>	GBR	London (GBR)	31 AUG 2012

Lane	Bib	Name	NPC Code	Date of Birth	Sport Class	PB	SB	Result	Rank
2	1287	VRANKEN Desiree	NED	28 JUN 1997	T34	19.85	19.85		
3	1402	DEWALD Carleigh	USA	8 JUN 1995	T34	21.05	21.05		
4	1365	BEN JEMAA Yousra	TUN	22 AUG 1986	T34	20.54	20.57		
5	1283	SIEMONS Amy	NED	18 MAY 1985	T34	18.89	18.89		
6	1063	BURROWS Rachael	CAN	21 NOV 1982	T34	20.89	20.89		
7	1151	COCKROFT Hannah	GBR	30 JUL 1992	T34	17.60	17.60		
8	1412	MESSER Kristen	USA	18 MAR 1987	T33	21.24	21.65		
9	1028	LITTLE Rosemary	AUS	27 AUG 1982	T34	19.89	19.89		

<b>LEGEND</b>
<b>PB</b> Personal Best <b>SB</b> Season's Best

Sport Class changed for athlete 1028



Olympic Stadium

FRI 31 AUG 2012

Athletics

Women's 100m — T34

Round 1



## Results

**REVISED**  
31 AUG 18:06

<b>WORLD RECORD</b>	<b>17.60</b>	<b>COCKROFT Hannah</b>	GBR	Nottwil (SUI)	20 MAY 2012
<b>PARALYMPIC RECORD</b>	<b>19.68</b>	<b>CLARK Chelsea</b>	CAN	Athens (GRE)	22 SEP 2004

HEAT 1/2 Start Time: 12:30 Wind: -0.8 m/s

Rank	Bib	Name	NPC Code	Date of Birth	Sport Class	Lane	Result	
1	1283	SIEMONS Amy	NED	18 MAY 1985	T34	4	19.94	Q
2	1063	BURROWS Rachael	CAN	21 NOV 1982	T34	6	22.02	Q
3	1412	MESSER Kristen	USA	18 MAR 1987	T33	3	22.10	Q PR
4	1226	KITAURA Haruka	JPN	7 MAR 1992	T34	8	22.35	
5	1159	NICHOLLS Melissa	GBR	14 JUL 1977	T34	7	22.41	
6	1031	POND Kristy	AUS	25 JUL 1996	T34	5	24.58	

HEAT 2/2 Start Time: 12:40 Wind: +0.1 m/s

Rank	Bib	Name	NPC Code	Date of Birth	Sport Class	Lane	Result	
1	1151	COCKROFT Hannah	GBR	30 JUL 1992	T34	7	18.24	Q PR
2	1365	BEN JEMAA Yousra	TUN	22 AUG 1986	T34	6	20.57	Q RR
3	1028	LITTLE Rosemary	AUS	27 AUG 1982	T34	4	20.65	Q RR
4	1287	VRANKEN Desiree	NED	28 JUN 1997	T34	5	20.69	q
5	1402	DEWALD Carleigh	USA	8 JUN 1995	T34	3	21.77	q

Qualification: First 3 in each heat (Q) and the next 2 fastest (q) advance to the Final.

## Weather conditions at the beginning of the 1st heat

Temperature: 15 °C Humidity: 44 % Conditions: Sunny

## LEGEND

PR Paralympic Record Q Qualified by place q Qualified by time RR Regional Record

Sport Class changed for athlete 1028



Olympic Stadium

FRI 31 AUG 2012

Athletics

Women's 100m — T34

Round 1



### Start List

<b>WORLD RECORD</b>	<b>17.60</b>	<b>COCKROFT Hannah</b>	GBR	Nottwil (SUI)	20 MAY 2012
<b>PARALYMPIC RECORD</b>	<b>19.68</b>	<b>CLARK Chelsea</b>	CAN	Athens (GRE)	22 SEP 2004

HEAT 1/2 Start Time: 12:30

Lane	Bib	Name	NPC Code	Date of Birth	Sport Class	PB	SB	Result	Rank
3	1412	MESSER Kristen	USA	18 MAR 1987	T33	21.24	21.65		
4	1283	SIEMONS Amy	NED	18 MAY 1985	T34	18.89	18.89		
5	1031	POND Kristy	AUS	25 JUL 1996	T34	22.13	22.85		
6	1063	BURROWS Rachael	CAN	21 NOV 1982	T34	20.89	20.89		
7	1159	NICHOLLS Melissa	GBR	14 JUL 1977	T34	20.85	20.85		
8	1226	KITaura Haruka	JPN	7 MAR 1992	T34	20.86	20.86		

HEAT 2/2 Start Time: 12:40

Lane	Bib	Name	NPC Code	Date of Birth	Sport Class	PB	SB	Result	Rank
3	1402	DEWALD Carleigh	USA	8 JUN 1995	T34	21.05	21.05		
4	1028	LITTLE Rosemary	AUS	27 AUG 1982	T33	19.89	19.89		
5	1287	VRANKEN Desiree	NED	28 JUN 1997	T34	19.85	19.85		
6	1365	BEN JEMAA Yousra	TUN	22 AUG 1986	T34	20.54	22.46		
7	1151	COCKROFT Hannah	GBR	30 JUL 1992	T34	17.60	17.60		

Qualification: First 3 in each heat and the next 2 fastest advance to the Final.

<b>LEGEND</b>	
<b>PB</b> Personal Best	<b>SB</b> Season's Best





Olympic Stadium

FRI 7 SEP 2012  
19:33

Athletics

Women's 100m — T35

Final



## Results

<b>WORLD RECORD</b>	<b>15.64</b>	<b>LIU Ping</b>	CHN	Espoo (FIN)	24 AUG 2005
<b>PARALYMPIC RECORD</b>	<b>20.33</b>	<b>O'Brien Aoife</b>	IRL	Barcelona (ESP)	12 SEP 1992

Wind: -0.1m/s

Rank	Bib	Name	NPC Code	Date of Birth	Sport Class	Lane	Result
1	1081	LIU Ping	CHN	8 NOV 1984	T35	3	<b>15.44</b> WR
2	1217	CORSO Oxana	ITA	9 JUL 1995	T35	5	<b>15.94</b> RR
3	1065	McLACHLAN Virginia	CAN	17 SEP 1992	T35	4	<b>16.42</b> RR
4	1164	WARNER Sophia	GBR	23 MAY 1974	T35	6	<b>16.90</b>
5	1021	DODDS Rachael	AUS	26 NOV 1994	T35	7	<b>17.03</b> PB
6	1122	LUXOVA Anna	CZE	28 MAY 1997	T35	8	<b>17.22</b> PB
7	1266	PEREZ GARCIA Fatima Del Rocio	MEX	25 DEC 1993	T35	9	<b>17.51</b> SB
8	1034	WALTERS Erinn	AUS	11 MAY 1995	T35	2	<b>18.09</b>

### Weather conditions

Temperature: 26 °C      Humidity: 30 %      Conditions: Sunny

### LEGEND

<b>PB</b>	Personal Best	<b>RR</b>	Regional Record	<b>SB</b>	Season's Best	<b>WR</b>	World Record
-----------	---------------	-----------	-----------------	-----------	---------------	-----------	--------------



Olympic Stadium

FRI 7 SEP 2012  
19:33

Athletics

Women's 100m — T35

Final



## Start List

<b>WORLD RECORD</b>	<b>15.64</b>	<b>LIU Ping</b>	CHN	Espoo (FIN)	24 AUG 2005
<b>PARALYMPIC RECORD</b>	<b>20.33</b>	<b>O'Brien Aoife</b>	IRL	Barcelona (ESP)	12 SEP 1992

Lane	Bib	Name	NPC Code	Date of Birth	Sport Class	PB	SB	Result	Rank
2	1034	WALTERS Erinn	AUS	11 MAY 1995	T35	17.66	17.66		
3	1081	LIU Ping	CHN	8 NOV 1984	T35	15.21	18.31		
4	1065	McLACHLAN Virginia	CAN	17 SEP 1992	T35	16.38	16.42		
5	1217	CORSO Oxana	ITA	9 JUL 1995	T35	15.73	15.73		
6	1164	WARNER Sophia	GBR	23 MAY 1974	T35	16.44	16.44		
7	1021	DODDS Rachael	AUS	26 NOV 1994	T35	17.16	17.16		
8	1122	LUXOVA Anna	CZE	28 MAY 1997	T35	17.32	17.32		
9	1266	PEREZ GARCIA Fatima Del Rocio	MEX	25 DEC 1993	T35	17.32	17.52		

### LEGEND

**PB** Personal Best                      **SB** Season's Best




Olympic Stadium

SAT 8 SEP 2012  
19:08

Athletics

Women's 100m — T36

Final



## Results

<b>WORLD RECORD</b>	<b>13.82</b>	<b>WANG Fang</b>	CHN	Beijing (CHN)	16 SEP 2008
<b>PARALYMPIC RECORD</b>	<b>13.82</b>	<b>WANG Fang</b>	CHN	Beijing (CHN)	16 SEP 2008

Wind: +0.7m/s

Rank	Bib	Name	NPC Code	Date of Birth	Sport Class	Lane	Result
1	1327	IVANOVA Elena	RUS	2 APR 1988	T36	6	<b>14.44</b> SB
2	1242	JEON Min Jae	KOR	12 JUL 1977	T36	4	<b>14.70</b> PB
3	1183	NICOLEITZIK Claudia	GER	8 DEC 1989	T36	5	<b>14.88</b>
4	1012	MARTINEZ Yanina Andrea	ARG	24 DEC 1993	T36	9	<b>15.00</b> RR
5	1014	SCHAUS Nadia	ARG	4 JAN 1996	T36	7	<b>15.14</b>
6	1333	SAKHIBZADAEVA Ayygul	RUS	12 APR 1990	T36	8	<b>15.19</b>
7	1163	ROBSON Hazel	GBR	22 AUG 1979	T36	3	<b>15.23</b> SB
8	1225	KATO Yuki	JPN	21 SEP 1973	T36	2	<b>15.98</b> SB

### Weather conditions

Temperature: 27 °C      Humidity: 25 %      Conditions: Partly cloudy

### LEGEND

**PB** Personal Best      **RR** Regional Record      **SB** Season's Best



Olympic Stadium

SAT 8 SEP 2012  
19:08

Athletics

Women's 100m — T36

Final



## Start List

<b>WORLD RECORD</b>	<b>13.82</b>	<b>WANG Fang</b>	CHN	Beijing (CHN)	16 SEP 2008
<b>PARALYMPIC RECORD</b>	<b>13.82</b>	<b>WANG Fang</b>	CHN	Beijing (CHN)	16 SEP 2008

Lane	Bib	Name	NPC Code	Date of Birth	Sport Class	PB	SB	Result	Rank
2	1225	KATO Yuki	JPN	21 SEP 1973	T36	15.42	16.01		
3	1163	ROBSON Hazel	GBR	22 AUG 1979	T36	14.94	15.41		
4	1242	JEON Min Jae	KOR	12 JUL 1977	T36	14.81	14.81		
5	1183	NICOLEITZIK Claudia	GER	8 DEC 1989	T36	14.85	14.85		
6	1327	IVANOVA Elena	RUS	2 APR 1988	T36	14.39	14.55		
7	1014	SCHAUS Nadia	ARG	4 JAN 1996	T36	15.03	15.03		
8	1333	SAKHIBZADAEVA Aygyul	RUS	12 APR 1990	T36	15.08	15.17		
9	1012	MARTINEZ Yanina Andrea	ARG	24 DEC 1993	T36	15.01	15.01		

### LEGEND

**PB** Personal Best                      **SB** Season's Best





Olympic Stadium

SAT 8 SEP 2012

Athletics

Women's 100m — T36

Round 1



## Results

<b>WORLD RECORD</b>	<b>13.82</b>	<b>WANG Fang</b>	CHN	Beijing (CHN)	16 SEP 2008
<b>PARALYMPIC RECORD</b>	<b>13.82</b>	<b>WANG Fang</b>	CHN	Beijing (CHN)	16 SEP 2008

HEAT 1/2 Start Time: 10:28 Wind: +1.3 m/s

Rank	Bib	Name	NPC Code	Date of Birth	Sport Class	Lane	Result	
1	1014	SCHAUS Nadia	ARG	4 JAN 1996	T36	7	<b>15.04</b>	Q RR
2	1183	NICOLEITZIK Claudia	GER	8 DEC 1989	T36	3	<b>15.19</b>	Q
3	1333	SAKHIBZADAEVA Ayygul	RUS	12 APR 1990	T36	8	<b>15.32</b>	Q
4	1163	ROBSON Hazel	GBR	22 AUG 1979	T36	5	<b>15.41</b>	q SB
5	1202	YU Chun Lai	HKG	10 MAR 1978	T36	4	<b>16.32</b>	SB
6	1238	BAIDULDAYEVA Ainur	KAZ	11 FEB 1981	T36	6	<b>16.70</b>	

HEAT 2/2 Start Time: 10:35 Wind: 0.0 m/s

Rank	Bib	Name	NPC Code	Date of Birth	Sport Class	Lane	Result	
1	1327	IVANOVA Elena	RUS	2 APR 1988	T36	6	<b>14.65</b>	Q
2	1242	JEON Min Jae	KOR	12 JUL 1977	T36	5	<b>14.81</b>	Q PB
3	1012	MARTINEZ Yanina Andrea	ARG	24 DEC 1993	T36	7	<b>15.01</b>	Q RR
4	1225	KATO Yuki	JPN	21 SEP 1973	T36	3	<b>16.01</b>	q SB
5	1107	HERNANDEZ FLORIAN Martha Liliana	COL	20 MAY 1988	T36	4	<b>16.39</b>	

Qualification: First 3 in each heat (Q) and the next 2 fastest (q) advance to the Final.

## Weather conditions at the beginning of the 1st heat

Temperature: 14 °C Humidity: 75 % Conditions: Sunny

LEGEND			
<b>PB</b>	Personal Best	<b>Q</b>	Qualified by place
<b>SB</b>	Season's Best	<b>q</b>	Qualified by time
		<b>RR</b>	Regional Record



Olympic Stadium

SAT 8 SEP 2012

Athletics

Women's 100m — T36

Round 1



## Start List

<b>WORLD RECORD</b>	<b>13.82</b>	<b>WANG Fang</b>	CHN	Beijing (CHN)	16 SEP 2008
<b>PARALYMPIC RECORD</b>	<b>13.82</b>	<b>WANG Fang</b>	CHN	Beijing (CHN)	16 SEP 2008

HEAT 1/2		Start Time: 10:28								
Lane	Bib	Name	NPC Code	Date of Birth	Sport Class	PB	SB	Result	Rank	
3	1183	NICOLEITZIK Claudia	GER	8 DEC 1989	T36	14.85	14.85			
4	1202	YU Chun Lai	HKG	10 MAR 1978	T36	15.59				
5	1163	ROBSON Hazel	GBR	22 AUG 1979	T36	14.94	15.48			
6	1238	BAIDULDAYEVA Ainur	KAZ	11 FEB 1981	T36	16.33	16.33			
7	1014	SCHAUS Nadia	ARG	4 JAN 1996	T36	15.03	15.03			
8	1333	SAKHIBZADAEVA Aygyul	RUS	12 APR 1990	T36	15.08	15.17			

HEAT 2/2		Start Time: 10:35								
Lane	Bib	Name	NPC Code	Date of Birth	Sport Class	PB	SB	Result	Rank	
3	1225	KATO Yuki	JPN	21 SEP 1973	T36	15.42	16.14			
4	1107	HERNANDEZ FLORIAN Martha Liliana	COL	20 MAY 1988	T36	16.32	16.32			
5	1242	JEON Min Jae	KOR	12 JUL 1977	T36	15.29	15.29			
6	1327	IVANOVA Elena	RUS	2 APR 1988	T36	14.39	14.55			
7	1012	MARTINEZ Yanina Andrea	ARG	24 DEC 1993	T36	15.05	15.05			

Qualification: First 3 in each heat and the next 2 fastest advance to the Final.

<b>LEGEND</b>	<b>PB</b> Personal Best	<b>SB</b> Season's Best
---------------	-------------------------	-------------------------



Olympic Stadium

SUN 2 SEP 2012  
20:17

Athletics

Women's 100m — T37

Final



## Results

<b>WORLD RECORD</b>	<b>13.88</b>	<b>McINTOSH Lisa</b>	AUS	Sydney, NSW (AUS)	25 OCT 2000
<b>PARALYMPIC RECORD</b>	<b>13.88</b>	<b>McINTOSH Lisa</b>	AUS	Sydney, NSW (AUS)	25 OCT 2000

Wind: +0.7m/s

Rank	Bib	Name	NPC Code	Date of Birth	Sport Class	Lane	Result
1	1138	FRANCOIS-ELIE Mandy	FRA	27 SEP 1989	T37	4	<b>14.08</b> RR
2	1280	BENSON Johanna	NAM	17 FEB 1990	T37	2	<b>14.23</b> RR
3	1364	BAHI Neda	TUN	1 JAN 1992	T37	8	<b>14.36</b> PB
4	1185	SEIFERT Maria	GER	15 MAY 1991	T37	5	<b>14.37</b>
5	1390	KRECHUNYAK Oksana	UKR	25 APR 1981	T37	7	<b>14.37</b> PB
6	1152	HART Katrina	GBR	17 MAY 1990	T37	3	<b>14.41</b>
7	1157	McLOUGHLIN Jenny	GBR	3 OCT 1991	T37	6	<b>14.48</b> =PB
8	1389	KRAVCHENKO Viktoriya	UKR	18 JAN 1979	T37	9	<b>14.48</b>

### Weather conditions

Temperature: 18 °C      Humidity: 80 %      Conditions: Cloudy

### LEGEND

**=PB** Equal Personal Best      **PB** Personal Best      **RR** Regional Record



Olympic Stadium

SUN 2 SEP 2012  
20:17

Athletics

Women's 100m — T37

Final



## Start List

<b>WORLD RECORD</b>	<b>13.88</b>	<b>McINTOSH Lisa</b>	AUS	Sydney, NSW (AUS)	25 OCT 2000
<b>PARALYMPIC RECORD</b>	<b>13.88</b>	<b>McINTOSH Lisa</b>	AUS	Sydney, NSW (AUS)	25 OCT 2000

Lane	Bib	Name	NPC Code	Date of Birth	Sport Class	PB	SB	Result	Rank
2	1280	BENSON Johanna	NAM	17 FEB 1990	T37	14.63	14.63		
3	1152	HART Katrina	GBR	17 MAY 1990	T37	14.26	14.32		
4	1138	FRANCOIS-ELIE Mandy	FRA	27 SEP 1989	T37	14.22	14.22		
5	1185	SEIFERT Maria	GER	15 MAY 1991	T37	14.21	14.21		
6	1157	McLOUGHLIN Jenny	GBR	3 OCT 1991	T37	14.48	14.48		
7	1390	KRECHUNYAK Oksana	UKR	25 APR 1981	T37	14.40	14.40		
8	1364	BAHI Neda	TUN	1 JAN 1992	T37	14.53	14.53		
9	1389	KRAVCHENKO Viktoriya	UKR	18 JAN 1979	T37	14.00	14.37		

### LEGEND

**PB** Personal Best                      **SB** Season's Best



Olympic Stadium

SUN 2 SEP 2012

Athletics

Women's 100m — T37

Round 1



## Results

<b>WORLD RECORD</b>	<b>13.88</b>	<b>McINTOSH Lisa</b>	AUS	Sydney, NSW (AUS)	25 OCT 2000
<b>PARALYMPIC RECORD</b>	<b>13.88</b>	<b>McINTOSH Lisa</b>	AUS	Sydney, NSW (AUS)	25 OCT 2000

HEAT 1/2 Start Time: 11:05 Wind: +1.0 m/s

Rank	Bib	Name	NPC Code	Date of Birth	Sport Class	Lane	Result	
1	1138	FRANCOIS-ELIE Mandy	FRA	27 SEP 1989	T37	6	14.30	Q
2	1390	KRECHUNYAK Oksana	UKR	25 APR 1981	T37	8	14.40	Q PB
3	1364	BAHI Neda	TUN	1 JAN 1992	T37	7	14.53	Q PB
4	1152	HART Katrina	GBR	17 MAY 1990	T37	2	14.71	q
5	1176	FOERDER Isabelle	GER	7 JUL 1979	T37	9	14.82	
6	1334	SERGEEVA Svetlana	RUS	26 MAR 1986	T37	5	14.89	
7	1305	LANGNER Marta	POL	29 DEC 1991	T37	4	15.00	SB
8	1215	THORSTEINSDOTTIR Matthildur	ISL	8 APR 1997	T37	3	15.89	=PB

HEAT 2/2 Start Time: 11:11 Wind: -0.3 m/s

Rank	Bib	Name	NPC Code	Date of Birth	Sport Class	Lane	Result	
1	1185	SEIFERT Maria	GER	15 MAY 1991	T37	3	14.30	Q
2	1157	McLOUGHLIN Jenny	GBR	3 OCT 1991	T37	2	14.48	Q PB
3	1389	KRAVCHENKO Viktoriya	UKR	18 JAN 1979	T37	6	14.58	Q
4	1280	BENSON Johanna	NAM	17 FEB 1990	T37	4	14.63	q PB
5	1072	CAO Yuanhang	CHN	20 NOV 1991	T37	7	14.76	RR
6	1329	OVSYANNIKOVA Anastasiya	RUS	20 OCT 1988	T37	5	14.90	
7	1210	JAMESON Heather	IRL	20 MAY 1997	T37	8	15.08	PB

Qualification: First 3 in each heat (Q) and the next 2 fastest (q) advance to the Final.

## Weather conditions at the beginning of the 1st heat

Temperature: 15 °C Humidity: 86 % Conditions: Cloudy

<b>LEGEND</b>	<b>=PB</b> Equal Personal Best	<b>PB</b> Personal Best	<b>Q</b> Qualified by place	<b>q</b> Qualified by time
	<b>RR</b> Regional Record	<b>SB</b> Season's Best		



Olympic Stadium

SUN 2 SEP 2012

Athletics

Women's 100m — T37

Round 1



## Start List

<b>WORLD RECORD</b>	<b>13.88</b>	<b>McINTOSH Lisa</b>	AUS	Sydney, NSW (AUS)	25 OCT 2000
<b>PARALYMPIC RECORD</b>	<b>13.88</b>	<b>McINTOSH Lisa</b>	AUS	Sydney, NSW (AUS)	25 OCT 2000

HEAT 1/2		Start Time: 11:05								
Lane	Bib	Name	NPC Code	Date of Birth	Sport Class	PB	SB	Result	Rank	
2	1152	HART Katrina	GBR	17 MAY 1990	T37	14.26	14.32			
3	1215	THORSTEINSDOTTIR Matthildur	ISL	8 APR 1997	T37	15.89	15.89			
4	1305	LANGNER Marta	POL	29 DEC 1991	T37	14.60	15.32			
5	1334	SERGEEVA Svetlana	RUS	26 MAR 1986	T37	14.64	14.78			
6	1138	FRANCOIS-ELIE Mandy	FRA	27 SEP 1989	T37	14.22	14.22			
7	1364	BAHI Neda	TUN	1 JAN 1992	T37	14.80	15.00			
8	1390	KRECHUNYAK Oksana	UKR	25 APR 1981	T37	14.56	14.75			
9	1176	FOERDER Isabelle	GER	7 JUL 1979	T37	14.56	14.71			

HEAT 2/2		Start Time: 11:11								
Lane	Bib	Name	NPC Code	Date of Birth	Sport Class	PB	SB	Result	Rank	
2	1157	McLOUGHLIN Jenny	GBR	3 OCT 1991	T37	14.63	14.63			
3	1185	SEIFERT Maria	GER	15 MAY 1991	T37	14.21	14.21			
4	1280	BENSON Johanna	NAM	17 FEB 1990	T37	14.81	15.28			
5	1329	OVSYANNIKOVA Anastasiya	RUS	20 OCT 1988	T37	14.77	14.77			
6	1389	KRAVCHENKO Viktoriya	UKR	18 JAN 1979	T37	14.00	14.37			
7	1072	CAO Yuanhang	CHN	20 NOV 1991	T37	14.74	14.96			
8	1210	JAMESON Heather	IRL	20 MAY 1997	T37	15.13	15.13			

**Qualification:** First 3 in each heat and the next 2 fastest advance to the Final.

<b>LEGEND</b>	
<b>PB</b> Personal Best	<b>SB</b> Season's Best



Olympic Stadium

SAT 1 SEP 2012  
21:18

Athletics

Women's 100m — T38

Final



## Results

<b>WORLD RECORD</b>	<b>13.43</b>	<b>STRYZHAK Inna</b>	UKR	Beijing (CHN)	9 SEP 2008
<b>PARALYMPIC RECORD</b>	<b>13.43</b>	<b>STRYZHAK Inna</b>	UKR	Beijing (CHN)	9 SEP 2008

Wind: -0.9m/s

Rank	Bib	Name	NPC Code	Date of Birth	Sport Class	Lane	Result
1	1325	GONCHAROVA Margarita	RUS	14 MAR 1991	T38	6	<b>13.45</b> PB
2	1073	CHEN Junfei	CHN	15 MAY 1992	T38	4	<b>13.53</b> RR
3	1396	STRYZHAK Inna	UKR	11 JUN 1985	T38	7	<b>13.64</b> SB
4	1092	XIONG Dezhi	CHN	29 APR 1988	T38	5	<b>14.32</b>
5	1148	BREEN Olivia	GBR	26 JUL 1996	T38	9	<b>14.42</b>
6	1370	MANSOUR Sonia	TUN	6 SEP 1988	T38	8	<b>14.45</b>
7	1027	ISAAC Torita	AUS	5 JUL 1995	T38	3	<b>14.50</b> PB
8	1051	SANTOS Jenifer	BRA	30 JUN 1989	T38	2	<b>14.87</b>

### Weather conditions

Temperature: 21 °C      Humidity: 62 %      Conditions: Mostly cloudy

### LEGEND

**PB** Personal Best      **RR** Regional Record      **SB** Season's Best




Olympic Stadium

SAT 1 SEP 2012  
21:18

Athletics

Women's 100m — T38

Final



## Start List

<b>WORLD RECORD</b>	<b>13.43</b>	<b>STRYZHAK Inna</b>	UKR	Beijing (CHN)	9 SEP 2008
<b>PARALYMPIC RECORD</b>	<b>13.43</b>	<b>STRYZHAK Inna</b>	UKR	Beijing (CHN)	9 SEP 2008

Lane	Bib	Name	NPC Code	Date of Birth	Sport Class	PB	SB	Result	Rank
2	1051	SANTOS Jenifer	BRA	30 JUN 1989	T38	13.96	14.66		
3	1027	ISAAC Torita	AUS	5 JUL 1995	T38	14.58	14.58		
4	1073	CHEN Junfei	CHN	15 MAY 1992	T38	13.79	14.00		
5	1092	XIONG Dezhi	CHN	29 APR 1988	T38	14.07	14.07		
6	1325	GONCHAROVA Margarita	RUS	14 MAR 1991	T38	13.54	13.70		
7	1396	STRYZHAK Inna	UKR	11 JUN 1985	T38	13.49	13.68		
8	1370	MANSOUR Sonia	TUN	6 SEP 1988	T38	13.95	14.40		
9	1148	BREEN Olivia	GBR	26 JUL 1996	T38	14.10	14.10		

### LEGEND

**PB** Personal Best                      **SB** Season's Best





Olympic Stadium

SAT 1 SEP 2012

Athletics

Women's 100m — T38

Round 1



## Results

<b>WORLD RECORD</b>	<b>13.43</b>	<b>STRYZHAK Inna</b>	UKR	Beijing (CHN)	9 SEP 2008
<b>PARALYMPIC RECORD</b>	<b>13.43</b>	<b>STRYZHAK Inna</b>	UKR	Beijing (CHN)	9 SEP 2008

HEAT 1/2		Start Time: 12:04							Wind: +0.7 m/s
Rank	Bib	Name	NPC Code	Date of Birth	Sport Class	Lane	Result		
1	1073	CHEN Junfei	CHN	15 MAY 1992	T38	6	<b>14.00</b>	Q RR	
2	1325	GONCHAROVA Margarita	RUS	14 MAR 1991	T38	5	<b>14.03</b>	Q	
3	1370	MANSOUR Sonia	TUN	6 SEP 1988	T38	7	<b>14.40</b>	Q SB	
4	1027	ISAAC Torita	AUS	5 JUL 1995	T38	4	<b>14.67</b>	q	
5	1254	ABDULLAH Norsyazwani Binti	MAS	6 MAR 1987	T38	3	<b>15.34</b>		

HEAT 2/2		Start Time: 12:11							Wind: +0.8 m/s
Rank	Bib	Name	NPC Code	Date of Birth	Sport Class	Lane	Result		
1	1396	STRYZHAK Inna	UKR	11 JUN 1985	T38	3	<b>13.68</b>	Q SB	
2	1092	XIONG Dezhi	CHN	29 APR 1988	T38	6	<b>14.07</b>	Q PB	
3	1148	BREEN Olivia	GBR	26 JUL 1996	T38	5	<b>14.21</b>	Q	
4	1051	SANTOS Jenifer	BRA	30 JUN 1989	T38	8	<b>14.66</b>	q SB	
5	1030	PARRISH Katie	AUS	4 JUL 1991	T38	7	<b>14.75</b>		
	1186	SLABY Tamira	GER	6 MAR 1992	T38	4 F <sup>1</sup>	<b>DQ</b>	IPC 17.8	

Qualification: First 3 in each heat (Q) and the next 2 fastest (q) advance to the Final.

## Weather conditions at the beginning of the 1st heat

Temperature: 15 °C Humidity: 72 % Conditions: Partly cloudy

<b>NOTES</b>
IPC 17.8 - False start individual event

<b>LEGEND</b>					
<b>DQ</b>	Disqualified	<b>F<sub>n</sub></b>	False start	<b>PB</b>	Personal Best
<b>q</b>	Qualified by time	<b>RR</b>	Regional Record	<b>SB</b>	Season's Best
				<b>Q</b>	Qualified by place




Olympic Stadium

SAT 1 SEP 2012

Athletics

Women's 100m — T38

Round 1



## Start List

<b>WORLD RECORD</b>	<b>13.43</b>	<b>STRYZHAK Inna</b>	UKR	Beijing (CHN)	9 SEP 2008
<b>PARALYMPIC RECORD</b>	<b>13.43</b>	<b>STRYZHAK Inna</b>	UKR	Beijing (CHN)	9 SEP 2008

## HEAT 1/2 Start Time: 12:04

Lane	Bib	Name	NPC Code	Date of Birth	Sport Class	PB	SB	Result	Rank
3	1254	ABDULLAH Norsyazwani Binti	MAS	6 MAR 1987	T38	15.17	15.17		
4	1027	ISAAC Torita	AUS	5 JUL 1995	T38	14.58	14.58		
5	1325	GONCHAROVA Margarita	RUS	14 MAR 1991	T38	13.54	13.70		
6	1073	CHEN Junfei	CHN	15 MAY 1992	T38	13.79	15.13		
7	1370	MANSOUR Sonia	TUN	6 SEP 1988	T38	13.95	14.57		

## HEAT 2/2 Start Time: 12:11

Lane	Bib	Name	NPC Code	Date of Birth	Sport Class	PB	SB	Result	Rank
3	1396	STRYZHAK Inna	UKR	11 JUN 1985	T38	13.49			
4	1186	SLABY Tamira	GER	6 MAR 1992	T38	14.01	14.01		
5	1148	BREEN Olivia	GBR	26 JUL 1996	T38	14.10	14.10		
6	1092	XIONG Dezhi	CHN	29 APR 1988	T38	14.38			
7	1030	PARRISH Katie	AUS	4 JUL 1991	T38	14.31	14.63		
8	1051	SANTOS Jenifer	BRA	30 JUN 1989	T38	13.96	14.81		

Qualification: First 3 in each heat and the next 2 fastest advance to the Final.

## LEGEND

**PB** Personal Best                      **SB** Season's Best



Olympic Stadium

WED 5 SEP 2012  
20:49

Athletics

Women's 100m — T42

Final



## Results

<b>WORLD RECORD</b>	<b>15.89</b>	<b>CAIRONI Martina</b>	ITA	Stadskanaal (NED)	26 JUN 2012
<b>PARALYMPIC RECORD</b>	<b>16.32</b>	<b>BUSTAMANTE Perla</b>	MEX	Beijing (CHN)	13 SEP 2008

Wind: -0.3m/s

Rank	Bib	Name	NPC Code	Date of Birth	Sport Class	Lane	Result
1	1216	CAIRONI Martina	ITA	13 SEP 1989	T42	4	<b>15.87</b> WR
2	1018	CARTWRIGHT Kelly	AUS	22 APR 1989	T42	6	<b>16.14</b> RR
3	1184	SCHMIDT Jana	GER	13 DEC 1972	T42	5	<b>16.19</b>
4	1181	LOW Vanessa	GER	17 JUL 1990	T42	7	<b>16.78</b>
5	1024	ERRICHELLO Michelle	AUS	7 DEC 1982	T42	9	<b>17.20</b> SB
6	1418	SULLIVAN Katy	USA	6 DEC 1979	T42	8	<b>17.33</b> PB
7	1309	ZIELINSKA Ewa	POL	25 DEC 1972	T42	3	<b>17.47</b>
8	1284	SMITS Marije	NED	24 OCT 1986	T42	1	<b>18.28</b>
9	1141	LOPEZ Orianne	FRA	20 MAY 1989	T42	2	<b>18.80</b> SB

### Weather conditions

Temperature: 20 °C      Humidity: 42 %      Conditions: Sunny

### LEGEND

<b>PB</b>	Personal Best	<b>RR</b>	Regional Record	<b>SB</b>	Season's Best	<b>WR</b>	World Record
-----------	---------------	-----------	-----------------	-----------	---------------	-----------	--------------




Olympic Stadium

WED 5 SEP 2012  
20:49

Athletics

Women's 100m — T42

Final



### Start List

**REVISED**  
4 SEP 19:13

<b>WORLD RECORD</b>	<b>15.89</b>	<b>CAIRONI Martina</b>	ITA	Stadskanaal (NED)	26 JUN 2012
<b>PARALYMPIC RECORD</b>	<b>16.32</b>	<b>BUSTAMANTE Perla</b>	MEX	Beijing (CHN)	13 SEP 2008

Lane	Bib	Name	NPC Code	Date of Birth	Sport Class	PB	SB	Result	Rank
1	1284	SMITS Marije	NED	24 OCT 1986	T42	17.49	17.49		
2	1141	LOPEZ Orianne	FRA	20 MAY 1989	T42	18.00	19.06		
3	1309	ZIELINSKA Ewa	POL	25 DEC 1972	T42	17.08	17.16		
4	1216	CAIRONI Martina	ITA	13 SEP 1989	T42	15.89	15.89		
5	1184	SCHMIDT Jana	GER	13 DEC 1972	T42	16.05	16.05		
6	1018	CARTWRIGHT Kelly	AUS	22 APR 1989	T42	16.26	16.26		
7	1181	LOW Vanessa	GER	17 JUL 1990	T42	16.46	16.46		
8	1418	SULLIVAN Katy	USA	6 DEC 1979	T42	17.35	17.35		
9	1024	ERRICHELLO Michelle	AUS	7 DEC 1982	T42	16.31	17.43		

<b>LEGEND</b>
<b>PB</b> Personal Best <b>SB</b> Season's Best

revised due to updated schedule



Olympic Stadium

SUN 2 SEP 2012  
21:32

Athletics

Women's 100m — T44

Final



## Results

<b>WORLD RECORD</b>	<b>12.98</b>	<b>HOLMES April</b>	USA	Atlanta, GA (USA)	1 JUL 2006
<b>PARALYMPIC RECORD</b>	<b>13.13</b>	<b>HOLMES April</b>	USA	Athens (GRE)	22 SEP 2004

Wind: +0.4m/s

Rank	Bib	Name	NPC Code	Date of Birth	Sport Class	Lane	Result
1	1140	le FUR Marie-Amelie	FRA	26 SEP 1988	T44	4	<b>13.26</b>
2	1285	van RHIJN Marlou	NED	22 OCT 1991	T43	6	<b>13.32</b>
3	1405	HOLMES April	USA	11 MAR 1973	T44	5	<b>13.33</b> SB
4	1177	GREEN Katrin	GER	16 FEB 1985	T44	7	<b>13.61</b> SB
5	1156	KAMLISH Sophie	GBR	20 AUG 1996	T44	2	<b>13.98</b>
6	1088	WANG Juan	CHN	3 SEP 1975	T44	9	<b>14.11</b>
7	1231	TAKAKUWA Saki	JPN	26 MAY 1992	T44	3	<b>14.22</b>
8	1162	REID Stef	GBR	26 OCT 1984	T44	8	<b>14.25</b>

### Weather conditions

Temperature: 18 °C      Humidity: 83 %      Conditions: Cloudy

### LEGEND

**SB** Season's Best



Olympic Stadium

SUN 2 SEP 2012  
21:32

Athletics

Women's 100m — T44

Final



### Start List

<b>WORLD RECORD</b>	<b>12.98</b>	<b>HOLMES April</b>	USA	Atlanta, GA (USA)	1 JUL 2006
<b>PARALYMPIC RECORD</b>	<b>13.13</b>	<b>HOLMES April</b>	USA	Athens (GRE)	22 SEP 2004

Lane	Bib	Name	NPC Code	Date of Birth	Sport Class	PB	SB	Result	Rank
2	1156	KAMLISH Sophie	GBR	20 AUG 1996	T44	13.90	13.90		
3	1231	TAKAKUWA Saki	JPN	26 MAY 1992	T44	13.96	14.06		
4	1140	le FUR Marie-Amelie	FRA	26 SEP 1988	T44	13.15	13.15		
5	1405	HOLMES April	USA	11 MAR 1973	T44	13.27	13.46		
6	1285	van RHIJN Marlou	NED	22 OCT 1991	T43	13.27	13.27		
7	1177	GREEN Katrin	GER	16 FEB 1985	T44	13.56	13.63		
8	1162	REID Stef	GBR	26 OCT 1984	T44	13.95	13.98		
9	1088	WANG Juan	CHN	3 SEP 1975	T44	13.88	13.88		

<b>LEGEND</b>	
<b>PB</b> Personal Best	<b>SB</b> Season's Best



Olympic Stadium

SAT 1 SEP 2012

Athletics

Women's 100m — T44

Round 1



## Results

<b>WORLD RECORD</b>	<b>12.98</b>	<b>HOLMES April</b>	USA	Atlanta, GA (USA)	1 JUL 2006
<b>PARALYMPIC RECORD</b>	<b>13.13</b>	<b>HOLMES April</b>	USA	Athens (GRE)	22 SEP 2004

HEAT 1/2 Start Time: 19:33 Wind: +0.1 m/s

Rank	Bib	Name	NPC Code	Date of Birth	Sport Class	Lane	Result	
1	1140	le FUR Marie-Amelie	FRA	26 SEP 1988	T44	8	<b>13.40</b>	<b>Q</b>
2	1177	GREEN Katrin	GER	16 FEB 1985	T44	7	<b>13.63</b>	<b>Q SB</b>
3	1088	WANG Juan	CHN	3 SEP 1975	T44	3	<b>13.88</b>	<b>Q PB</b>
4	1156	KAMLISH Sophie	GBR	20 AUG 1996	T44	5	<b>14.11</b>	<b>q</b>
5	1286	VERDUIJN Suzan	NED	28 OCT 1983	T44	4	<b>14.45</b>	<b>SB</b>
6	1229	NAKANISHI Maya	JPN	3 JUN 1985	T44	6	<b>14.47</b>	

HEAT 2/2 Start Time: 19:39 Wind: +0.3 m/s

Rank	Bib	Name	NPC Code	Date of Birth	Sport Class	Lane	Result	
1	1285	van RHIJN Marlou	NED	22 OCT 1991	T43	4	<b>13.27</b>	<b>Q WR</b>
2	1405	HOLMES April	USA	11 MAR 1973	T44	5	<b>13.58</b>	<b>Q</b>
3	1162	REID Stef	GBR	26 OCT 1984	T44	8	<b>13.98</b>	<b>Q SB</b>
4	1231	TAKAKUWA Saki	JPN	26 MAY 1992	T44	7	<b>14.06</b>	<b>q SB</b>
5	1282	PRUYSEN Iris	NED	26 NOV 1987	T44	6	<b>14.87</b>	<b>PB</b>
6	1062	THIN Seng Hon	CAM	25 APR 1986	T44	3	<b>17.35</b>	<b>SB</b>

Qualification: First 3 in each heat (Q) and the next 2 fastest (q) advance to the Final.

## Weather conditions at the beginning of the 1st heat

Temperature: 21 °C Humidity: 60 % Conditions: Partly cloudy

LEGEND	
<b>PB</b>	Personal Best
<b>WR</b>	World Record
<b>Q</b>	Qualified by place
<b>q</b>	Qualified by time
<b>SB</b>	Season's Best




Olympic Stadium

SAT 1 SEP 2012

Athletics

Women's 100m — T44

Round 1



## Start List

<b>WORLD RECORD</b>	<b>12.98</b>	<b>HOLMES April</b>	USA	Atlanta, GA (USA)	1 JUL 2006
<b>PARALYMPIC RECORD</b>	<b>13.13</b>	<b>HOLMES April</b>	USA	Athens (GRE)	22 SEP 2004

### HEAT 1/2 Start Time: 19:33

Lane	Bib	Name	NPC Code	Date of Birth	Sport Class	PB	SB	Result	Rank
3	1088	WANG Juan	CHN	3 SEP 1975	T44	13.96			
4	1286	VERDUIJN Suzan	NED	28 OCT 1983	T44	14.02	14.53		
5	1156	KAMLISH Sophie	GBR	20 AUG 1996	T44	13.90	13.90		
6	1229	NAKANISHI Maya	JPN	3 JUN 1985	T44	13.84	14.33		
7	1177	GREEN Katrin	GER	16 FEB 1985	T44	13.56	13.68		
8	1140	le FUR Marie-Amelie	FRA	26 SEP 1988	T44	13.15	13.15		

### HEAT 2/2 Start Time: 19:39

Lane	Bib	Name	NPC Code	Date of Birth	Sport Class	PB	SB	Result	Rank
3	1062	THIN Seng Hon	CAM	25 APR 1986	T44				
4	1285	van RHIJN Marlou	NED	22 OCT 1991	T43	13.48	13.48		
5	1405	HOLMES April	USA	11 MAR 1973	T44	13.27	13.46		
6	1282	PRUYSEN Iris	NED	26 NOV 1987	T44	15.21	15.21		
7	1231	TAKAKUWA Saki	JPN	26 MAY 1992	T44	13.96	14.12		
8	1162	REID Stef	GBR	26 OCT 1984	T44	13.95	14.07		

Qualification: First 3 in each heat and the next 2 fastest advance to the Final.

#### LEGEND

**PB** Personal Best      **SB** Season's Best





Olympic Stadium

WED 5 SEP 2012  
21:17

Athletics

Women's 100m — T46

Final



## Results

<b>WORLD RECORD</b>	<b>11.95</b>	<b>CASTILLO Yunidis</b>	CUB	London (GBR)	4 SEP 2012
<b>PARALYMPIC RECORD</b>	<b>11.95</b>	<b>CASTILLO Yunidis</b>	CUB	London (GBR)	4 SEP 2012

Wind: +0.2m/s

Rank	Bib	Name	NPC Code	Date of Birth	Sport Class	Lane	Result
1	1117	CASTILLO Yunidis	CUB	6 JUN 1987	T46	6	<b>12.01</b>
2	1332	RODOMAKINA Nikol	RUS	14 FEB 1993	T46	7	<b>12.49</b> RR
3	1090	WANG Yanping	CHN	22 NOV 1993	T46	4	<b>12.89</b>
4	1308	PIEKART Katarzyna	POL	5 MAR 1986	T46	5	<b>13.10</b>
5	1048	FINDER Sheila	BRA	15 AUG 1979	T46	9	<b>13.33</b>
6	1149	BROWN Sally	GBR	26 JUN 1995	T46	8	<b>13.74</b>
7	1196	SMARAGDI Styliani	GRE	3 AUG 1995	T46	3	<b>14.01</b>
	1016	BEATTIE Carlee	AUS	9 SEP 1982	T46	2	<b>DNS</b>

### Weather conditions

Temperature: 20 °C      Humidity: 42 %      Conditions: Sunny

### LEGEND

**DNS** Did Not Start      **RR** Regional Record




Olympic Stadium

WED 5 SEP 2012  
21:17

Athletics

Women's 100m — T46

Final



### Start List

**REVISED**  
4 SEP 19:14

<b>WORLD RECORD</b>	<b>11.95</b>	<b>CASTILLO Yunidis</b>	CUB	London (GBR)	4 SEP 2012
<b>PARALYMPIC RECORD</b>	<b>11.95</b>	<b>CASTILLO Yunidis</b>	CUB	London (GBR)	4 SEP 2012

Lane	Bib	Name	NPC Code	Date of Birth	Sport Class	PB	SB	Result	Rank
2	1016	BEATTIE Carlee	AUS	9 SEP 1982	T46	12.90	13.16		
3	1196	SMARAGDI Styliani	GRE	3 AUG 1995	T46	13.94	13.94		
4	1090	WANG Yanping	CHN	22 NOV 1993	T46	12.82	12.82		
5	1308	PIEKART Katarzyna	POL	5 MAR 1986	T46	13.04	13.04		
6	1117	CASTILLO Yunidis	CUB	6 JUN 1987	T46	11.95	11.95		
7	1332	RODOMAKINA Nikol	RUS	14 FEB 1993	T46	12.28	12.51		
8	1149	BROWN Sally	GBR	26 JUN 1995	T46	13.15	13.40		
9	1048	FINDER Sheila	BRA	15 AUG 1979	T46	13.13	13.13		

<b>LEGEND</b>	
<b>PB</b>	Personal Best
<b>SB</b>	Season's Best

revised due to updated schedule



Olympic Stadium

TUE 4 SEP 2012

Athletics

Women's 100m — T46

Round 1



## Results

<b>WORLD RECORD</b>	<b>11.95</b>	<b>CASTILLO Yunidis</b>	CUB	London (GBR)	4 SEP 2012
<b>PARALYMPIC RECORD</b>	<b>11.95</b>	<b>CASTILLO Yunidis</b>	CUB	London (GBR)	4 SEP 2012

HEAT 1/2 Start Time: 12:00 Wind: -0.2 m/s

Rank	Bib	Name	NPC Code	Date of Birth	Sport Class	Lane	Result	
1	1117	CASTILLO Yunidis	CUB	6 JUN 1987	T46	3	<b>11.95</b>	Q WR
2	1332	RODOMAKINA Nikol	RUS	14 FEB 1993	T46	8	<b>12.58</b>	Q
3	1149	BROWN Sally	GBR	26 JUN 1995	T46	5	<b>13.67</b>	Q
4	1196	SMARAGDI Styliani	GRE	3 AUG 1995	T46	2	<b>13.94</b>	q PB
5	1348	LALLWALA PALLIYAGURUNNANS A.ERI	ERI	30 JUL 1986	T46	4	<b>13.96</b>	PB
6	1290	BISUNKHE Maiya	NEP	5 NOV 1992	T46	6	<b>16.48</b>	PB
	1085	OUYANG Jingling	CHN	27 DEC 1987	T46	7	DNS	

HEAT 2/2 Start Time: 12:09 Wind: +0.4 m/s

Rank	Bib	Name	NPC Code	Date of Birth	Sport Class	Lane	Result	
1	1090	WANG Yanping	CHN	22 NOV 1993	T46	7	<b>12.82</b>	Q RR
2	1308	PIEKART Katarzyna	POL	5 MAR 1986	T46	4	<b>13.04</b>	Q PB
3	1048	FINDER Sheila	BRA	15 AUG 1979	T46	6	<b>13.13</b>	Q PB
4	1016	BEATTIE Carlee	AUS	9 SEP 1982	T46	5	<b>13.16</b>	q SB
5	1134	AZENAW Yengus Dese	ETH	4 JUL 1992	T46	8	<b>14.41</b>	PB
6	1170	CANDE Ussumane	GBS	14 JUN 1988	T46	3	<b>14.87</b>	SB

Qualification: First 3 in each heat (Q) and the next 2 fastest (q) advance to the Final.

## Weather conditions at the beginning of the 1st heat

Temperature: 16 °C Humidity: 87 % Conditions: Partly cloudy

LEGEND							
<b>DNS</b>	Did Not Start	<b>PB</b>	Personal Best	<b>Q</b>	Qualified by place	<b>q</b>	Qualified by time
<b>RR</b>	Regional Record	<b>SB</b>	Season's Best	<b>WR</b>	World Record		



Olympic Stadium

TUE 4 SEP 2012

Athletics

Women's 100m — T46

Round 1



## Start List

<b>WORLD RECORD</b>	<b>12.04</b>	<b>CASTILLO Yunidis</b>	CUB	Beijing (CHN)	10 SEP 2008
<b>PARALYMPIC RECORD</b>	<b>12.04</b>	<b>CASTILLO Yunidis</b>	CUB	Beijing (CHN)	10 SEP 2008

HEAT 1/2		Start Time: 11:39								
Lane	Bib	Name	NPC Code	Date of Birth	Sport Class	PB	SB	Result	Rank	
2	1196	SMARAGDI Styliani	GRE	3 AUG 1995	T46	14.12				
3	1117	CASTILLO Yunidis	CUB	6 JUN 1987	T46	12.08				
4	1348	LALLWALA PALLIYAGURUNNANS A.I.K.	SRI	30 JUL 1986	T46	14.22	14.22			
5	1149	BROWN Sally	GBR	26 JUN 1995	T46	13.15	13.40			
6	1290	BISUNKHE Maiya	NEP	5 NOV 1992	T46	17.36				
7	1085	OUYANG Jingling	CHN	27 DEC 1987	T46	13.07				
8	1332	RODOMAKINA Nikol	RUS	14 FEB 1993	T46	12.28	12.51			

HEAT 2/2		Start Time: 11:45								
Lane	Bib	Name	NPC Code	Date of Birth	Sport Class	PB	SB	Result	Rank	
3	1170	CANDE Ussumane	GBS	14 JUN 1988	T46					
4	1308	PIEKART Katarzyna	POL	5 MAR 1986	T46	13.07	13.07			
5	1016	BEATTIE Carlee	AUS	9 SEP 1982	T46	12.90				
6	1048	FINDER Sheila	BRA	15 AUG 1979	T46	13.17	13.36			
7	1090	WANG Yanping	CHN	22 NOV 1993	T46	12.93				
8	1134	AZENAW Yengus Dese	ETH	4 JUL 1992	T46	14.95	14.95			

Qualification: First 3 in each heat and the next 2 fastest advance to the Final.

<b>LEGEND</b>	
<b>PB</b> Personal Best	<b>SB</b> Season's Best



Olympic Stadium

WED 5 SEP 2012  
21:24

Athletics

Women's 100m — T52

Final



## Results

<b>WORLD RECORD</b>	<b>18.67</b>	<b>STILWELL Michelle</b>	CAN	Windsor, ON (CAN)	14 JUL 2012
<b>PARALYMPIC RECORD</b>	<b>19.69</b>	<b>VERVOORT Marieke</b>	BEL	London (GBR)	5 SEP 2012

Wind: -1.9m/s

Rank	Bib	Name	NPC Code	Date of Birth	Sport Class	Lane	Result
1	1039	VERVOORT Marieke	BEL	10 MAY 1979	T52	6	<b>19.69</b> PR,RR
2	1068	STILWELL Michelle	CAN	4 JUL 1974	T52	7	<b>19.80</b>
3	1414	MORGAN Kerry	USA	11 JUN 1974	T52	4	<b>20.68</b>
4	1413	MITCHELL Cassie	USA	8 JUN 1981	T52	5	<b>20.86</b> PB
5	1406	LEITNER Cheryl	USA	4 APR 1983	T52	3	<b>21.64</b> SB
6	1232	TANAKA Teruyo	JPN	24 MAY 1959	T52	2	<b>22.15</b> SB
7	1227	KIYAMA Yuka	JPN	21 DEC 1983	T52	8	<b>24.28</b> SB

### Weather conditions

Temperature: 20 °C      Humidity: 42 %      Conditions: Sunny

### LEGEND

<b>PB</b>	Personal Best	<b>PR</b>	Paralympic Record	<b>RR</b>	Regional Record	<b>SB</b>	Season's Best
-----------	---------------	-----------	-------------------	-----------	-----------------	-----------	---------------




Olympic Stadium

WED 5 SEP 2012  
21:24

Athletics

Women's 100m — T52

Final



### Start List

**REVISED**  
4 SEP 19:15

<b>WORLD RECORD</b>	<b>18.67</b>	<b>STILWELL Michelle</b>	CAN	Windsor, ON (CAN)	14 JUL 2012
<b>PARALYMPIC RECORD</b>	<b>19.97</b>	<b>STILWELL Michelle</b>	CAN	Beijing (CHN)	15 SEP 2008

Lane	Bib	Name	NPC Code	Date of Birth	Sport Class	PB	SB	Result	Rank
2	1232	TANAKA Teruyo	JPN	24 MAY 1959	T52	21.11	23.34		
3	1406	LEITNER Cheryl	USA	4 APR 1983	T52	21.38	22.49		
4	1414	MORGAN Kerry	USA	11 JUN 1974	T52	20.22	20.22		
5	1413	MITCHELL Cassie	USA	8 JUN 1981	T52	20.97	20.97		
6	1039	VERVOORT Marieke	BEL	10 MAY 1979	T52	20.40	20.40		
7	1068	STILWELL Michelle	CAN	4 JUL 1974	T52	18.67	18.67		
8	1227	KIYAMA Yuka	JPN	21 DEC 1983	T52	23.00	24.87		

<b>LEGEND</b>	
<b>PB</b>	Personal Best
<b>SB</b>	Season's Best

revised due to updated schedule



Olympic Stadium

SUN 2 SEP 2012  
20:58

Athletics

Women's 100m — T53

Final



## Results

<b>WORLD RECORD</b>	<b>16.22</b>	<b>HUANG Lisha</b>	CHN	Beijing (CHN)	12 SEP 2008
<b>PARALYMPIC RECORD</b>	<b>16.22</b>	<b>HUANG Lisha</b>	CHN	Beijing (CHN)	12 SEP 2008

Wind: -0.5m/s

Rank	Bib	Name	NPC Code	Date of Birth	Sport Class	Lane	Result
1	1075	HUANG Lisha	CHN	10 SEP 1988	T53	3	<b>16.42</b> SB
2	1100	ZHOU Hongzhan	CHN	12 DEC 1988	T53	2	<b>16.90</b> PB
3	1015	BALLARD Angela	AUS	6 JUN 1982	T53	9	<b>17.14</b> RR
4	1404	GALLI Jessica	USA	1 DEC 1983	T53	4	<b>17.42</b>
5	1020	DE ROZARIO Madison	AUS	24 NOV 1993	T53	6	<b>17.60</b>
6	1403	FORBER PRATT Anjali	USA	22 JUN 1984	T53	5	<b>17.67</b>
7	1191	FORDJOUR Anita	GHA	20 MAR 1982	T53	7	<b>18.91</b>
8	1040	LEWIS Jessica Cooper	BER	3 APR 1993	T53	8	<b>19.38</b>

### Weather conditions

Temperature: 18 °C      Humidity: 83 %      Conditions: Cloudy

### LEGEND

**PB** Personal Best      **RR** Regional Record      **SB** Season's Best



Olympic Stadium

SUN 2 SEP 2012  
20:58

Athletics

Women's 100m — T53

Final



## Start List

<b>WORLD RECORD</b>	<b>16.22</b>	<b>HUANG Lisha</b>	CHN	Beijing (CHN)	12 SEP 2008
<b>PARALYMPIC RECORD</b>	<b>16.22</b>	<b>HUANG Lisha</b>	CHN	Beijing (CHN)	12 SEP 2008

Lane	Bib	Name	NPC Code	Date of Birth	Sport Class	PB	SB	Result	Rank
2	1100	ZHOU Hongzhuan	CHN	12 DEC 1988	T53	17.32			
3	1075	HUANG Lisha	CHN	10 SEP 1988	T53	16.30			
4	1404	GALLI Jessica	USA	1 DEC 1983	T53	16.55	16.55		
5	1403	FORBER PRATT Anjali	USA	22 JUN 1984	T53	16.85	17.06		
6	1020	DE ROZARIO Madison	AUS	24 NOV 1993	T53	16.96	17.51		
7	1191	FORDJOUR Anita	GHA	20 MAR 1982	T53	17.66	17.66		
8	1040	LEWIS Jessica Cooper	BER	3 APR 1993	T53	18.51	18.51		
9	1015	BALLARD Angela	AUS	6 JUN 1982	T53	16.83	16.83		

### LEGEND

**PB** Personal Best                      **SB** Season's Best





Olympic Stadium

SAT 8 SEP 2012  
19:00

Athletics

Women's 100m — T54

Final



## Results

<b>WORLD RECORD</b>	<b>15.91</b>	<b>PETITCLERC Chantal</b>	CAN	Atlanta, GA (USA)	5 JUL 2008
<b>PARALYMPIC RECORD</b>	<b>16.07</b>	<b>PETITCLERC Chantal</b>	CAN	Beijing (CHN)	9 SEP 2008

Wind: +0.5m/s

Rank	Bib	Name	NPC Code	Date of Birth	Sport Class	Lane	Result
1	1082	LIU Wenjun	CHN	5 MAY 1985	T54	4	<b>15.82</b> WR
2	1074	DONG Hongjiao	CHN	28 APR 1986	T54	7	<b>15.86</b> PB
3	1410	McFADDEN Tatyana	USA	21 APR 1989	T54	5	<b>16.15</b>
4	1136	KOTAJA Amanda	FIN	3 JAN 1995	T54	6	<b>16.29</b> RR
5	1352	SCHAER Manuela	SUI	5 DEC 1984	T54	9	<b>16.76</b>
6	1064	FRIE Keira-Lyn	CAN	16 AUG 1987	T54	8	<b>17.26</b>
7	1258	BATAZ Yazmith	MEX	15 APR 1972	T54	2	<b>17.93</b>
8	1409	McFADDEN Hannah	USA	23 JAN 1996	T54	3	<b>18.02</b>

### Weather conditions

Temperature: 16 °C      Humidity: 64 %      Conditions: Sunny

### LEGEND

**PB** Personal Best      **RR** Regional Record      **WR** World Record



Olympic Stadium

SAT 8 SEP 2012  
19:00

Athletics

Women's 100m — T54

Final



### Start List

<b>WORLD RECORD</b>	<b>15.91</b>	<b>PETITCLERC Chantal</b>	CAN	Atlanta, GA (USA)	5 JUL 2008
<b>PARALYMPIC RECORD</b>	<b>16.07</b>	<b>PETITCLERC Chantal</b>	CAN	Beijing (CHN)	9 SEP 2008

Lane	Bib	Name	NPC Code	Date of Birth	Sport Class	PB	SB	Result	Rank
2	1258	BATAZ Yazmith	MEX	15 APR 1972	T54	17.32	17.32		
3	1409	McFADDEN Hannah	USA	23 JAN 1996	T54	17.57	17.57		
4	1082	LIU Wenjun	CHN	5 MAY 1985	T54	16.10	16.10		
5	1410	McFADDEN Tatyana	USA	21 APR 1989	T54	16.02	16.02		
6	1136	KOTAJA Amanda	FIN	3 JAN 1995	T54	16.45	16.45		
7	1074	DONG Hongjiao	CHN	28 APR 1986	T54	16.21	16.21		
8	1064	FRIE Keira-Lyn	CAN	16 AUG 1987	T54	16.82	17.08		
9	1352	SCHAER Manuela	SUI	5 DEC 1984	T54	16.48	16.65		

<b>LEGEND</b>	
<b>PB</b> Personal Best	<b>SB</b> Season's Best




Olympic Stadium

SAT 8 SEP 2012

Athletics

Women's 100m — T54

Round 1



## Results

<b>WORLD RECORD</b>	<b>15.91</b>	<b>PETITCLERC Chantal</b>	CAN	Atlanta, GA (USA)	5 JUL 2008
<b>PARALYMPIC RECORD</b>	<b>16.07</b>	<b>PETITCLERC Chantal</b>	CAN	Beijing (CHN)	9 SEP 2008

HEAT 1/2 Start Time: 11:33 Wind: -0.1 m/s

Rank	Bib	Name	NPC Code	Date of Birth	Sport Class	Lane	Result	
1	1074	DONG Hongjiao	CHN	28 APR 1986	T54	4	<b>16.21</b>	Q PB
2	1136	KOTAJA Amanda	FIN	3 JAN 1995	T54	5	<b>16.45</b>	Q PB
3	1352	SCHAER Manuela	SUI	5 DEC 1984	T54	7	<b>16.92</b>	Q
4	1409	McFADDEN Hannah	USA	23 JAN 1996	T54	3	<b>18.23</b>	q
5	1419	WEBER Amberlynn	USA	27 OCT 1993	T54	8	<b>18.48</b>	
6	1146	NYANG Isatou	GAM	3 JUL 1984	T54	6	<b>20.32</b>	SB

HEAT 2/2 Start Time: 11:40 Wind: -0.1 m/s

Rank	Bib	Name	NPC Code	Date of Birth	Sport Class	Lane	Result	
1	1082	LIU Wenjun	CHN	5 MAY 1985	T54	5	<b>16.10</b>	Q RR
2	1410	McFADDEN Tatyana	USA	21 APR 1989	T54	4	<b>16.53</b>	Q
3	1064	FRIE Keira-Lyn	CAN	16 AUG 1987	T54	3	<b>17.54</b>	Q
4	1258	BATAZ Yazmith	MEX	15 APR 1972	T54	6	<b>18.40</b>	q
5	1350	HELBLING Alexandra	SUI	25 OCT 1993	T54	7	<b>18.53</b>	SB
6	1128	MAIBOLL Marianne	DEN	18 JUL 1977	T54	8	<b>19.07</b>	
7	1105	MIBAMBA KIMBATA Dedeline	COD	5 FEB 1982	T54	2	<b>23.08</b>	SB

Qualification: First 3 in each heat (Q) and the next 2 fastest (q) advance to the Final.

## Weather conditions at the beginning of the 1st heat

Temperature: 16 °C Humidity: 64 % Conditions: Sunny

LEGEND	
<b>PB</b>	Personal Best
<b>SB</b>	Season's Best
<b>Q</b>	Qualified by place
<b>q</b>	Qualified by time
<b>RR</b>	Regional Record



Olympic Stadium

SAT 8 SEP 2012

Athletics

Women's 100m — T54

Round 1



## Start List

<b>WORLD RECORD</b>	<b>15.91</b>	<b>PETITCLERC Chantal</b>	CAN	Atlanta, GA (USA)	5 JUL 2008
<b>PARALYMPIC RECORD</b>	<b>16.07</b>	<b>PETITCLERC Chantal</b>	CAN	Beijing (CHN)	9 SEP 2008

## HEAT 1/2 Start Time: 11:33

Lane	Bib	Name	NPC Code	Date of Birth	Sport Class	PB	SB	Result	Rank
3	1409	McFADDEN Hannah	USA	23 JAN 1996	T54	17.57	17.57		
4	1074	DONG Hongjiao	CHN	28 APR 1986	T54	16.66			
5	1136	KOTAJA Amanda	FIN	3 JAN 1995	T54	16.60	16.60		
6	1146	NYANG Isatou	GAM	3 JUL 1984	T54				
7	1352	SCHAER Manuela	SUI	5 DEC 1984	T54	16.48	16.65		
8	1419	WEBER Amberlynn	USA	27 OCT 1993	T54	17.56	17.56		

## HEAT 2/2 Start Time: 11:40

Lane	Bib	Name	NPC Code	Date of Birth	Sport Class	PB	SB	Result	Rank
2	1105	MIBAMBA KIMBATA Dedeline	COD	5 FEB 1982	T54				
3	1064	FRIE Keira-Lyn	CAN	16 AUG 1987	T54	16.82	17.08		
4	1410	McFADDEN Tatyana	USA	21 APR 1989	T54	16.02	16.02		
5	1082	LIU Wenjun	CHN	5 MAY 1985	T54	16.63			
6	1258	BATAZ Yazmith	MEX	15 APR 1972	T54	17.32	17.32		
7	1350	HELBLING Alexandra	SUI	25 OCT 1993	T54	18.06	18.67		
8	1128	MAIBOLL Marianne	DEN	18 JUL 1977	T54	17.75	18.30		

Qualification: First 3 in each heat and the next 2 fastest advance to the Final.

## LEGEND

**PB** Personal Best      **SB** Season's Best



Olympic Stadium

SUN 2 SEP 2012  
19:24

Athletics

Women's 200m — T11

Final



### Start List

<b>WORLD RECORD</b>	<b>24.67</b>	<b>GUILHERMINA Terezinha</b>	BRA	Mexico City (MEX)	20 APR 2012
<b>PARALYMPIC RECORD</b>	<b>24.89</b>	<b>GUILHERMINA Terezinha</b>	BRA	London (GBR)	1 SEP 2012

Lane	Bib	Name	NPC Code	Date of Birth	Sport Class	PB	SB	Result	Rank
1	1053	SANTOS Jhulia	BRA	18 SEP 1991	T11	26.70	26.70		
		Guide DIAS de OLIVEIRA SILVA Fabio	BRA	5 APR 1984					
3	1049	GUILHERMINA Terezinha	BRA	3 OCT 1978	T11	24.60	24.60		
		Guide SOARES de SANTANA Guilherme	BRA	9 AUG 1983					
5	1076	JIA Juntingxian	CHN	17 AUG 1986	T11	26.25	26.25		
		Guide XU Donglin	CHN	21 OCT 1988					
7	1052	SANTOS Jerusa Geber	BRA	26 APR 1982	T11	25.97	25.97		
		Guide BARBOZA DA SILVA Luiz Henrique	BRA	25 MAR 1987					

<b>LEGEND</b>	
<b>PB</b>	Personal Best
<b>SB</b>	Season's Best




Olympic Stadium

SUN 2 SEP 2012  
19:24

Athletics

Women's 200m — T11

Final



## Results

**REVISED**  
2 SEP 20:34

<b>WORLD RECORD</b>	<b>24.67</b>	<b>GUILHERMINA Terezinha</b>	BRA	Mexico City (MEX)	20 APR 2012
<b>PARALYMPIC RECORD</b>	<b>24.82</b>	<b>GUILHERMINA Terezinha</b>	BRA	London (GBR)	2 SEP 2012

Wind: +0.4m/s

Rank	Bib	Name	NPC Code	Date of Birth	Sport Class	Lane	Reaction Time	Result
1	1049	<b>GUILHERMINA Terezinha</b>	BRA	3 OCT 1978	T11	4	0.240	<b>24.82</b> PR
		Guide SOARES de SANTANA Guilherme	BRA	9 AUG 1983				
2	1052	<b>SANTOS Jerusa Geber</b>	BRA	26 APR 1982	T11	8	0.215	<b>26.32</b>
		Guide BARBOZA DA SILVA Luiz Henrique	BRA	25 MAR 1987				
3	1076	<b>JIA Juntingxian</b>	CHN	17 AUG 1986	T11	5	0.189	<b>26.33</b>
		Guide XU Donglin	CHN	21 OCT 1988				
4	1053	<b>SANTOS Jhulia</b>	BRA	18 SEP 1991	T11	2	0.178	<b>26.65</b> PB
		Guide DIAS de OLIVEIRA SILVA Fabio	BRA	5 APR 1984				

## Weather conditions

Temperature: 18 °C Humidity: 80 % Conditions: Cloudy

## LEGEND

PB Personal Best PR Paralympic Record

Athlete 1053 has been reinstated by decision of the track referee.



Olympic Stadium

SUN 2 SEP 2012

Athletics

Women's 200m — T11

Semifinals



## Results

<b>WORLD RECORD</b>	<b>24.67</b>	<b>GUILHERMINA Terezinha</b>	BRA	Mexico City (MEX)	20 APR 2012
<b>PARALYMPIC RECORD</b>	<b>24.89</b>	<b>GUILHERMINA Terezinha</b>	BRA	London (GBR)	1 SEP 2012

SEMIFINAL 1/2 Start Time: 10:00 Wind: +0.1 m/s

Rank	Bib	Name	NPC Code	Date of Birth	Sport Class	Lane	Reaction Time	Result	
1	1049	<b>GUILHERMINA Terezinha</b>	BRA	3 OCT 1978	T11	6	0.228	<b>24.92</b>	<b>Q</b>
		Guide SOARES de SANTANA Guilherme	BRA	9 AUG 1983					
2	1053	<b>SANTOS Jhulia</b>	BRA	18 SEP 1991	T11	3	0.186	<b>26.70</b>	<b>q PB</b>
		Guide DIAS de OLIVEIRA SILVA Fabio	BRA	5 APR 1984					
3	1259	<b>CRUZ MONROY Casandra Guadalupe</b>	MEX	29 JUL 1994	T11	7	0.278	<b>26.96</b>	<b>PB</b>
		Guide BLANCAS GARCIA Jovan	MEX	12 JUN 1986					
4	1194	<b>KANTZA Paraskevi</b>	GRE	8 AUG 1976	T11	1	0.315	<b>27.57</b>	<b>PB</b>
		Guide KATSONOPOULOS Theodoros	GRE	1 MAR 1975					

SEMIFINAL 2/2 Start Time: 10:06 Wind: +0.2 m/s

Rank	Bib	Name	NPC Code	Date of Birth	Sport Class	Lane	Reaction Time	Result	
1	1076	<b>JIA Juntingxian</b>	CHN	17 AUG 1986	T11	6	0.206	<b>26.25</b>	<b>Q PB</b>
		Guide XU Donglin	CHN	21 OCT 1988					
2	1052	<b>SANTOS Jerusa Geber</b>	BRA	26 APR 1982	T11	4	0.193	<b>26.64</b>	<b>q</b>
		Guide BARBOZA DA SILVA Luiz Henrique	BRA	25 MAR 1987					
3	1153	<b>HINTON Tracey</b>	GBR	19 MAR 1970	T11	7		<b>27.38</b>	
		Guide HUGHES Steffan	GBR	17 SEP 1983					
4	1010	<b>SILVA Maria Gomes Da</b>	ANG	28 JAN 1992	T11	2	0.189	<b>27.71</b>	
		Guide ZONGO Albano Pedro	ANG	12 SEP 1984					

Qualification: First in each heat (Q) and the next 2 fastest (q) advance to the Final.

## Weather conditions at the beginning of the 1st heat

Temperature: 14 °C Humidity: 85 % Conditions: Cloudy

## LEGEND

PB Personal Best Q Qualified by place q Qualified by time




Olympic Stadium

SUN 2 SEP 2012

Athletics

Women's 200m — T11

Semifinals



## Start List

<b>WORLD RECORD</b>	<b>24.67</b>	<b>GUILHERMINA Terezinha</b>	BRA	Mexico City (MEX)	20 APR 2012
<b>PARALYMPIC RECORD</b>	<b>24.89</b>	<b>GUILHERMINA Terezinha</b>	BRA	London (GBR)	1 SEP 2012

## SEMIFINAL 1/2

Start Time: 10:00

Lane	Bib	Name	NPC Code	Date of Birth	Sport Class	PB	SB	Result	Rank
1	1194	KANTZA Paraskevi	GRE	8 AUG 1976	T11	28.10	28.10		
		Guide KATSONOPOULOS Theodoros	GRE	1 MAR 1975					
3	1053	SANTOS Jhulia	BRA	18 SEP 1991	T11	27.01	27.01		
		Guide DIAS de OLIVEIRA SILVA Fabio	BRA	5 APR 1984					
5	1049	GUILHERMINA Terezinha	BRA	3 OCT 1978	T11	24.60	24.60		
		Guide SOARES de SANTANA Guilherme	BRA	9 AUG 1983					
7	1259	CRUZ MONROY Casandra Guadalupe	MEX	29 JUL 1994	T11	27.11	27.11		
		Guide BLANCAS GARCIA Jovan	MEX	12 JUN 1986					

## SEMIFINAL 2/2

Start Time: 10:06

Lane	Bib	Name	NPC Code	Date of Birth	Sport Class	PB	SB	Result	Rank
1	1010	SILVA Maria Gomes Da	ANG	28 JAN 1992	T11	27.60	27.60		
		Guide ZONGO Albano Pedro	ANG	12 SEP 1984					
3	1052	SANTOS Jerusa Geber	BRA	26 APR 1982	T11	25.97	25.97		
		Guide BARBOZA DA SILVA Luiz Henrique	BRA	25 MAR 1987					
5	1076	JIA Juntingxian	CHN	17 AUG 1986	T11	26.28	26.28		
		Guide XU Donglin	CHN	21 OCT 1988					
7	1153	HINTON Tracey	GBR	19 MAR 1970	T11	26.86	27.26		
		Guide HUGHES Steffan	GBR	17 SEP 1983					

Qualification: First in each heat and the next 2 fastest advance to the Final.

## LEGEND

**PB** Personal Best                      **SB** Season's Best






Olympic Stadium

SAT 1 SEP 2012

Athletics

Women's 200m — T11

Round 1



## Results

<b>WORLD RECORD</b>	<b>24.67</b>	<b>GUILHERMINA Terezinha</b>	BRA	Mexico City (MEX)	20 APR 2012
<b>PARALYMPIC RECORD</b>	<b>24.89</b>	<b>GUILHERMINA Terezinha</b>	BRA		1 SEP 2012

HEAT 1/4 Start Time: 10:53 Wind: +0.2 m/s

Rank	Bib	Name	NPC Code	Date of Birth	Sport Class	Lane	Reaction Time	Result	
1	1049	<b>GUILHERMINA Terezinha</b>	BRA	3 OCT 1978	T11	4	0.220	<b>24.89</b>	Q PR
		Guide SOARES de SANTANA Guilherme	BRA	9 AUG 1983					
2	1010	<b>SILVA Maria Gomes Da</b>	ANG	28 JAN 1992	T11	6	0.228	<b>27.60</b>	q RR
		Guide ZONGO Albano Pedro	ANG	12 SEP 1984					
3	1194	<b>KANTZA Paraskevi</b>	GRE	8 AUG 1976	T11	8	0.311	<b>28.10</b>	q PB
		Guide KATSONOPOULOS Theodoros	GRE	1 MAR 1975					

HEAT 2/4 Start Time: 11:00 Wind: -0.2 m/s

Rank	Bib	Name	NPC Code	Date of Birth	Sport Class	Lane	Reaction Time	Result	
1	1052	<b>SANTOS Jerusa Geber</b>	BRA	26 APR 1982	T11	4	0.222	<b>26.96</b>	Q
		Guide BARBOZA DA SILVA Luiz Henrique	BRA	25 MAR 1987					
2	1009	<b>GICASO Esperanca</b>	ANG	2 JUL 1992	T11	7	0.292	<b>28.45</b>	PB
		Guide NETO Marcio Jose Fonseca	ANG	20 MAY 1989					
3	1123	<b>SEDLACKOVA Miroslava</b>	CZE	19 MAY 1977	T11	5	0.274	<b>28.57</b>	PB
		Guide PROCHAZKA Michal	CZE	22 SEP 1982					

HEAT 3/4 Start Time: 11:07 Wind: +0.5 m/s

Rank	Bib	Name	NPC Code	Date of Birth	Sport Class	Lane	Reaction Time	Result	
1	1053	<b>SANTOS Jhulia</b>	BRA	18 SEP 1991	T11	5	0.212	<b>27.01</b>	Q PB
		Guide DIAS de OLIVEIRA SILVA Fabio	BRA	5 APR 1984					
2	1233	<b>TEMMA Yuki</b>	JPN	26 JUL 1990	T11	3	0.241	<b>28.30</b>	
		Guide KONDO Katsuyuki	JPN	20 NOV 1981					
3	1297	<b>TAYLOR Katherina</b>	PAN	4 OCT 1991	T11	1	0.227	<b>32.76</b>	SB
		Guide LOMBARDO Hugo	PAN	2 NOV 1960					
4	1281	<b>BENAVIDEZ HERNANDEZ V</b>	NCA	6 DEC 1992	T11	8		<b>33.51</b>	SB
		Guide ALVARADO ESTRADA Gema	NCA	10 MAY 1989					

HEAT 4/4 Start Time: 11:14 Wind: +1.2 m/s

Rank	Bib	Name	NPC Code	Date of Birth	Sport Class	Lane	Reaction Time	Result	
1	1076	<b>JIA Juntingxian</b>	CHN	17 AUG 1986	T11	8	0.225	<b>26.28</b>	Q PB
		Guide XU Donglin	CHN	21 OCT 1988					
2	1259	<b>CRUZ MONROY Casandra Guadalupe</b>	MEX	29 JUL 1994	T11	5	0.291	<b>27.11</b>	q PB
		Guide BLANCAS GARCIA Jovan	MEX	12 JUN 1986					
3	1153	<b>HINTON Tracey</b>	GBR	19 MAR 1970	T11	3	0.200	<b>27.26</b>	q SB
		Guide HUGHES Steffan	GBR	17 SEP 1983					

Qualification: First in each heat (Q) and the next 4 fastest (q) advance to the Semifinals.

Weather conditions at the beginning of the 1st heat

Temperature: 14 °C Humidity: 74 % Conditions: Cloudy

<b>LEGEND</b>						
<b>PB</b>	Personal Best	<b>PR</b>	Paralympic Record	<b>Q</b>	Qualified by place	<b>q</b> Qualified by time
<b>RR</b>	Regional Record	<b>SB</b>	Season's Best			




Olympic Stadium

SAT 1 SEP 2012

Athletics

Women's 200m — T11

Round 1



## Start List

<b>WORLD RECORD</b>	<b>24.67</b>	<b>GUILHERMINA Terezinha</b>	BRA	Mexico City (MEX)	20 APR 2012
<b>PARALYMPIC RECORD</b>	<b>24.99</b>	<b>SANTOS Adria Rocha</b>	BRA	Sydney, NSW (AUS)	27 OCT 2000

## HEAT 1/4 Start Time: 10:53

Lane	Bib	Name	NPC Code	Date of Birth	Sport Class	PB	SB	Result	Rank
3	1049	GUILHERMINA Terezinha	BRA	3 OCT 1978	T11	24.60	24.60		
		Guide SOARES de SANTANA Guilherme	BRA	9 AUG 1983					
5	1010	SILVA Maria Gomes Da	ANG	28 JAN 1992	T11	28.94	28.94		
		Guide ZONGO Albano Pedro	ANG	12 SEP 1984					
7	1194	KANTZA Paraskevi	GRE	8 AUG 1976	T11	28.45	28.96		
		Guide KATSONOPOULOS Theodoros	GRE	1 MAR 1975					

## HEAT 2/4 Start Time: 11:00

Lane	Bib	Name	NPC Code	Date of Birth	Sport Class	PB	SB	Result	Rank
3	1052	SANTOS Jerusa Geber	BRA	26 APR 1982	T11	25.97	25.97		
		Guide BARBOZA DA SILVA Luiz Henrique	BRA	25 MAR 1987					
5	1123	SEDLACKOVA Miroslava	CZE	19 MAY 1977	T11	28.82	28.82		
		Guide PROCHAZKA Michal	CZE	22 SEP 1982					
7	1009	GICASO Esperanca	ANG	2 JUL 1992	T11	29.75	29.75		
		Guide NETO Marcio Jose Fonseca	ANG	20 MAY 1989					

## HEAT 3/4 Start Time: 11:07

Lane	Bib	Name	NPC Code	Date of Birth	Sport Class	PB	SB	Result	Rank
1	1297	TAYLOR Katherina	PAN	4 OCT 1991	T11				
		Guide LOMBARDO Hugo	PAN	2 NOV 1960					
3	1233	TEMMA Yuki	JPN	26 JUL 1990	T11	27.94	27.94		
		Guide KONDO Katsuyuki	JPN	20 NOV 1981					
5	1053	SANTOS Jhulia	BRA	18 SEP 1991	T11	27.65	28.36		
		Guide DIAS de OLIVEIRA SILVA Fabio	BRA	5 APR 1984					
7	1281	BENAVIDEZ HERNANDEZ V	NCA	6 DEC 1992	T11				
		Guide ALVARADO ESTRADA Gema	NCA	10 MAY 1989					

## HEAT 4/4 Start Time: 11:14

Lane	Bib	Name	NPC Code	Date of Birth	Sport Class	PB	SB	Result	Rank
3	1153	HINTON Tracey	GBR	19 MAR 1970	T11	26.86	27.72		
		Guide HUGHES Steffan	GBR	17 SEP 1983					
5	1259	CRUZ MONROY Casandra Guadalupe	MEX	29 JUL 1994	T11	27.48	28.72		
		Guide BLANCAS GARCIA Jovan	MEX	12 JUN 1986					
7	1076	JIA Juntingxian	CHN	17 AUG 1986	T11	27.03			
		Guide XU Donglin	CHN	21 OCT 1988					

Qualification: First in each heat and the next 4 fastest advance to the Semifinals.

## LEGEND

**PB** Personal Best      **SB** Season's Best




Olympic Stadium

THU 6 SEP 2012  
19:16

Athletics

Women's 200m — T12

Final



## Results

<b>WORLD RECORD</b>	<b>24.80</b>	<b>EL HANNOUNI Assia</b>	FRA	London (GBR)	6 SEP 2012
<b>WORLD RECORD</b>	<b>24.80</b>	<b>ZHU Daqing</b>	CHN	London (GBR)	6 SEP 2012
<b>PARALYMPIC RECORD</b>	<b>24.80</b>	<b>EL HANNOUNI Assia</b>	FRA	London (GBR)	6 SEP 2012
<b>PARALYMPIC RECORD</b>	<b>24.80</b>	<b>ZHU Daqing</b>	CHN	London (GBR)	6 SEP 2012

Wind: +0.3m/s

Rank	Bib	Name	NPC Code	Date of Birth	Sport Class	Lane	Reaction Time	Result
1	1137	<b>EL HANNOUNI Assia</b> Guide SIMOUNET Gautier	FRA	30 MAY 1981 28 DEC 1982	T12	5	0.190	<b>24.46</b> WR
2	1099	<b>ZHOU Guohua</b> Guide LI Jie	CHN	10 OCT 1990 2 OCT 1987	T12	2	0.170	<b>24.66</b> RR
3	1101	<b>ZHU Daqing</b> Guide ZHANG Hui	CHN	25 FEB 1990 15 JUN 1988	T12	4	0.177	<b>24.88</b>
4	1385	<b>BOTURCHUK Oxana</b>	UKR	12 SEP 1984	T12	7	0.185	<b>24.92</b> PB

### Weather conditions

Temperature: 21 °C      Humidity: 38 %      Conditions: Sunny

### LEGEND

**PB** Personal Best      **RR** Regional Record      **WR** World Record



Olympic Stadium

THU 6 SEP 2012  
19:16

Athletics

Women's 200m — T12

Final



### Start List

<b>WORLD RECORD</b>	<b>24.80</b>	<b>EL HANNOUNI Assia</b>	FRA	London (GBR)	6 SEP 2012
<b>WORLD RECORD</b>	<b>24.80</b>	<b>ZHU Daqing</b>	CHN	London (GBR)	6 SEP 2012
<b>PARALYMPIC RECORD</b>	<b>24.80</b>	<b>EL HANNOUNI Assia</b>	FRA	London (GBR)	6 SEP 2012
<b>PARALYMPIC RECORD</b>	<b>24.80</b>	<b>ZHU Daqing</b>	CHN	London (GBR)	6 SEP 2012

Lane	Bib	Name	NPC Code	Date of Birth	Sport Class	PB	SB	Result	Rank
1	1099	ZHOU Guohua	CHN	10 OCT 1990	T12	24.89	24.89		
		Guide LI Jie	CHN	2 OCT 1987					
3	1101	ZHU Daqing	CHN	25 FEB 1990	T12	24.80	24.80		
		Guide ZHANG Hui	CHN	15 JUN 1988					
5	1137	EL HANNOUNI Assia	FRA	30 MAY 1981	T12	24.80	24.80		
		Guide SIMOUNET Gautier	FRA	28 DEC 1982					
7	1385	BOTURCHUK Oxana	UKR	12 SEP 1984	T12	25.20	25.20		

<b>LEGEND</b>	
<b>PB</b>	Personal Best
<b>SB</b>	Season's Best




Olympic Stadium

THU 6 SEP 2012

Athletics

Women's 200m — T12

Round 1



## Results

<b>WORLD RECORD</b>	<b>24.80</b>	<b>EL HANNOUNI Assia</b>	FRA	London (GBR)	6 SEP 2012
<b>WORLD RECORD</b>	<b>24.80</b>	<b>ZHU Daqing</b>	CHN	London (GBR)	6 SEP 2012
<b>PARALYMPIC RECORD</b>	<b>24.80</b>	<b>EL HANNOUNI Assia</b>	FRA	London (GBR)	6 SEP 2012
<b>PARALYMPIC RECORD</b>	<b>24.80</b>	<b>ZHU Daqing</b>	CHN	London (GBR)	6 SEP 2012

HEAT 1/3 Start Time: 12:55 Wind: -0.1 m/s

Rank	Bib	Name	NPC Code	Date of Birth	Sport Class	Lane	Reaction Time	Result	
1	1137	<b>EL HANNOUNI Assia</b>	FRA	30 MAY 1981	T12	1	0.195	<b>24.80</b>	Q WR
		Guide SIMOUNET Gautier	FRA	28 DEC 1982					
2	1099	<b>ZHOU Guohua</b>	CHN	10 OCT 1990	T12	4	0.158	<b>24.89</b>	q RR
		Guide LI Jie	CHN	2 OCT 1987					
3	1044	<b>ZINKEVICH Volha</b>	BLR	8 SEP 1975	T12	7	0.247	<b>26.97</b>	PB
4	1272	<b>VELASCO MALDONADO Daniela</b>	MEX	24 AUG 1995	T12	5	0.203	<b>26.97</b>	
		Guide FUENTES ORTIZ Jose Guadalupe	MEX	7 JUN 1990					

HEAT 2/3 Start Time: 13:02 Wind: +0.9 m/s

Rank	Bib	Name	NPC Code	Date of Birth	Sport Class	Lane	Reaction Time	Result	
1	1385	<b>BOTURCHUK Oxana</b>	UKR	12 SEP 1984	T12	1	0.195	<b>25.20</b>	Q PB
2	1047	<b>de OLIVEIRA CORREA Alice</b>	BRA	2 MAR 1996	T12	5	0.192	<b>25.92</b>	PB
		Guide CARDOSO da SILVA Diogo	BRA	15 MAR 1985					
3	1357	<b>KOLNIKOVA Hanka</b>	SVK	19 JUL 1989	T12	3	0.184	<b>26.32</b>	
		Guide SURGAC Jan	SVK	14 SEP 1960					
4	1277	<b>MUCHAVO Maria Elisa</b>	MOZ	26 JUL 1992	T12	7	0.203	<b>28.28</b>	PB

HEAT 3/3 Start Time: 13:09 Wind: -0.6 m/s

Rank	Bib	Name	NPC Code	Date of Birth	Sport Class	Lane	Reaction Time	Result	
1	1101	<b>ZHU Daqing</b>	CHN	25 FEB 1990	T12	8	0.200	<b>24.80</b>	Q =WR,=PR,RR
		Guide ZHANG Hui	CHN	15 JUN 1988					
2	1150	<b>CLEGG Libby</b>	GBR	24 MAR 1990	T12	4	0.156	<b>25.10</b>	PB
		Guide HUGGINS Mikail	GBR	29 NOV 1983					
3	1220	<b>STEFANINI Elisabetta</b>	ITA	19 JUN 1983	T12	5	0.216	<b>27.14</b>	
		Guide di MARCELLO Massimo	ITA	5 DEC 1963					
	1240	<b>MWANGI Hanah Ngendo</b>	KEN	28 SEP 1986	T12	1	F <sup>1</sup>	<b>DQ</b>	IPC 17.8

Qualification: First in each heat (Q) and the next 1 fastest (q) advance to the Final.

## Weather conditions at the beginning of the 1st heat

Temperature: 18 °C Humidity: 43 % Conditions: Sunny

NOTES  
IPC 17.8 - False start individual event

LEGEND	
<b>=PR</b> Equal Paralympic Record	<b>=WR</b> Equal World Record
<b>PB</b> Personal Best	<b>Q</b> Qualified by place
<b>WR</b> World Record	<b>DQ</b> Disqualified
	<b>q</b> Qualified by time
	<b>Fn</b> False start
	<b>RR</b> Regional Record



Olympic Stadium

THU 6 SEP 2012

Athletics

Women's 200m — T12

Round 1



## Start List

<b>WORLD RECORD</b>	<b>24.84</b>	<b>EL HANNOUNI Assia</b>	FRA	Beijing (CHN)	16 SEP 2008
<b>PARALYMPIC RECORD</b>	<b>24.84</b>	<b>EL HANNOUNI Assia</b>	FRA	Beijing (CHN)	16 SEP 2008

## HEAT 1/3 Start Time: 12:55

Lane	Bib	Name	NPC Code	Date of Birth	Sport Class	PB	SB	Result	Rank
1	1137	EL HANNOUNI Assia	FRA	30 MAY 1981	T12	25.73			
		Guide SIMOUNET Gautier	FRA	28 DEC 1982					
3	1099	ZHOU Guohua	CHN	10 OCT 1990	T12	25.87	26.28		
		Guide LI Jie	CHN	2 OCT 1987					
5	1272	VELASCO MALDONADO Daniela E.	MEX	24 AUG 1995	T12	26.39	26.39		
		Guide FUENTES ORTIZ Jose Guadalupe	MEX	7 JUN 1990					
7	1044	ZINKEVICH Volha	BLR	8 SEP 1975	T12	27.28			

## HEAT 2/3 Start Time: 13:02

Lane	Bib	Name	NPC Code	Date of Birth	Sport Class	PB	SB	Result	Rank
1	1385	BOTURCHUK Oxana	UKR	12 SEP 1984	T12	26.22			
3	1357	KOLNIKOVA Hanka	SVK	19 JUL 1989	T12	26.06	26.06		
		Guide SURGAC Jan	SVK	14 SEP 1960					
5	1047	de OLIVEIRA CORREA Alice	BRA	2 MAR 1996	T12	27.17	27.17		
		Guide CARDOSO da SILVA Diogo	BRA	15 MAR 1985					
7	1277	MUCHAVO Maria Elisa	MOZ	26 JUL 1992	T12	29.39	29.39		

## HEAT 3/3 Start Time: 13:09

Lane	Bib	Name	NPC Code	Date of Birth	Sport Class	PB	SB	Result	Rank
1	1240	MWANGI Hanah Ngendo	KEN	28 SEP 1986	T12	29.30			
3	1150	CLEGG Libby	GBR	24 MAR 1990	T12	26.10	26.10		
		Guide HUGGINS Mikail	GBR	29 NOV 1983					
5	1220	STEFANINI Elisabetta	ITA	19 JUN 1983	T12	26.64	27.03		
		Guide di MARCELLO Massimo	ITA	5 DEC 1963					
7	1101	ZHU Daqing	CHN	25 FEB 1990	T12	25.36			
		Guide ZHANG Hui	CHN	15 JUN 1988					

Qualification: First in each heat and the next 1 fastest advance to the Final.

## LEGEND

**PB** Personal Best      **SB** Season's Best



Olympic Stadium

THU 6 SEP 2012  
19:44

Athletics

Women's 200m — T34

Final



## Results

<b>WORLD RECORD</b>	<b>31.23</b>	<b>COCKROFT Hannah</b>	GBR	Indianapolis, IN (USA)	1 JUL 2012
<b>PARALYMPIC RECORD</b>	<b>33.20</b>	<b>COCKROFT Hannah</b>	GBR	London (GBR)	6 SEP 2012

Wind: +0.7m/s

Rank	Bib	Name	NPC Code	Date of Birth	Sport Class	Lane	Result
1	1151	COCKROFT Hannah	GBR	30 JUL 1992	T34	6	<b>31.90</b> PR
2	1283	SIEMONS Amy	NED	18 MAY 1985	T34	5	<b>34.16</b>
3	1287	VRANKEN Desiree	NED	28 JUN 1997	T34	7	<b>34.85</b> PB
4	1028	LITTLE Rosemary	AUS	27 AUG 1982	T34	4	<b>35.08</b>
5	1365	BEN JEMAA Yousra	TUN	22 AUG 1986	T34	9	<b>37.68</b>
6	1063	BURROWS Rachael	CAN	21 NOV 1982	T34	8	<b>38.51</b>
7	1159	NICHOLLS Melissa	GBR	14 JUL 1977	T34	3	<b>40.00</b>
8	1402	DEWALD Carleigh	USA	8 JUN 1995	T34	2	<b>41.53</b>

### Weather conditions

Temperature: 21 °C      Humidity: 38 %      Conditions: Sunny

### LEGEND

**PB** Personal Best      **PR** Paralympic Record



Olympic Stadium

THU 6 SEP 2012  
19:44

Athletics

Women's 200m — T34

Final



### Start List

<b>WORLD RECORD</b>	<b>31.23</b>	<b>COCKROFT Hannah</b>	GBR	Indianapolis, IN (USA)	1 JUL 2012
<b>PARALYMPIC RECORD</b>	<b>33.20</b>	<b>COCKROFT Hannah</b>	GBR	London (GBR)	6 SEP 2012

Lane	Bib	Name	NPC Code	Date of Birth	Sport Class	PB	SB	Result	Rank
2	1402	DEWALD Carleigh	USA	8 JUN 1995	T34	38.27	38.27		
3	1159	NICHOLLS Melissa	GBR	14 JUL 1977	T34	35.93	35.93		
4	1028	LITTLE Rosemary	AUS	27 AUG 1982	T34	34.69	34.69		
5	1283	SIEMONS Amy	NED	18 MAY 1985	T34	33.37	33.37		
6	1151	COCKROFT Hannah	GBR	30 JUL 1992	T34	31.23	31.23		
7	1287	VRANKEN Desiree	NED	28 JUN 1997	T34	35.56	35.56		
8	1063	BURROWS Rachael	CAN	21 NOV 1982	T34	37.86	37.86		
9	1365	BEN JEMAA Yousra	TUN	22 AUG 1986	T34	36.81	36.81		

<b>LEGEND</b>	
<b>PB</b> Personal Best	<b>SB</b> Season's Best





## Results

<b>WORLD RECORD</b>	<b>31.23</b>	<b>COCKROFT Hannah</b>	GBR	Indianapolis, IN (USA)	1 JUL 2012
<b>PARALYMPIC RECORD</b>	<b>33.20</b>	<b>COCKROFT Hannah</b>	GBR	London (GBR)	6 SEP 2012

HEAT 1/2 Start Time: 11:41 Wind: +0.9 m/s

Rank	Bib	Name	NPC Code	Date of Birth	Sport Class	Lane	Result	
1	1028	LITTLE Rosemary	AUS	27 AUG 1982	T34	7	<b>34.69</b>	Q RR
2	1283	SIEMONS Amy	NED	18 MAY 1985	T34	8	<b>34.88</b>	Q
3	1365	BEN JEMAA Yousra	TUN	22 AUG 1986	T34	4	<b>36.81</b>	Q RR
4	1159	NICHOLLS Melissa	GBR	14 JUL 1977	T34	5	<b>39.41</b>	q
5	1402	DEWALD Carleigh	USA	8 JUN 1995	T34	3	<b>40.36</b>	q
6	1226	KITaura Haruka	JPN	7 MAR 1992	T34	6	<b>41.89</b>	

HEAT 2/2 Start Time: 11:47 Wind: -0.1 m/s

Rank	Bib	Name	NPC Code	Date of Birth	Sport Class	Lane	Result	
1	1151	COCKROFT Hannah	GBR	30 JUL 1992	T34	4	<b>33.20</b>	Q PR
2	1287	VRANKEN Desiree	NED	28 JUN 1997	T34	3	<b>35.56</b>	Q PB
3	1063	BURROWS Rachael	CAN	21 NOV 1982	T34	6	<b>39.59</b>	Q
4	1412	MESSER Kristen	USA	18 MAR 1987	T33	7	<b>40.45</b>	
5	1031	POND Kristy	AUS	25 JUL 1996	T34	5	<b>43.92</b>	

Qualification: First 3 in each heat (Q) and the next 2 fastest (q) advance to the Final.

## Weather conditions at the beginning of the 1st heat

Temperature: 18 °C Humidity: 83 % Conditions: Sunny

<b>LEGEND</b>					
<b>PB</b>	Personal Best	<b>PR</b>	Paralympic Record	<b>Q</b>	Qualified by place
<b>RR</b>	Regional Record			<b>q</b>	Qualified by time



Olympic Stadium

THU 6 SEP 2012

Athletics

Women's 200m — T34

Round 1



### Start List

<b>WORLD RECORD</b>	<b>31.23</b>	<b>COCKROFT Hannah</b>	GBR	Indianapolis, IN (USA)	1 JUL 2012
<b>PARALYMPIC RECORD</b>	<b>33.87</b>	<b>BRENNAN Deborah</b>	GBR	Sydney, NSW (AUS)	25 OCT 2000

HEAT 1/2 Start Time: 11:41

Lane	Bib	Name	NPC Code	Date of Birth	Sport Class	PB	SB	Result	Rank
3	1402	DEWALD Carleigh	USA	8 JUN 1995	T34	38.27	38.27		
4	1365	BEN JEMAA Yousra	TUN	22 AUG 1986	T34	42.22	42.75		
5	1159	NICHOLLS Melissa	GBR	14 JUL 1977	T34	35.93	35.93		
6	1226	KITaura Haruka	JPN	7 MAR 1992	T34	38.36	38.36		
7	1028	LITTLE Rosemary	AUS	27 AUG 1982	T34	34.83	34.83		
8	1283	SIEMONS Amy	NED	18 MAY 1985	T34	33.37	33.37		

HEAT 2/2 Start Time: 11:47

Lane	Bib	Name	NPC Code	Date of Birth	Sport Class	PB	SB	Result	Rank
3	1287	VRANKEN Desiree	NED	28 JUN 1997	T34	36.49	36.49		
4	1151	COCKROFT Hannah	GBR	30 JUL 1992	T34	31.23	31.23		
5	1031	POND Kristy	AUS	25 JUL 1996	T34	40.35	41.11		
6	1063	BURROWS Rachael	CAN	21 NOV 1982	T34	37.86	37.86		
7	1412	MESSER Kristen	USA	18 MAR 1987	T33	38.78	40.22		

Qualification: First 3 in each heat and the next 2 fastest advance to the Final.

<b>LEGEND</b>	
<b>PB</b> Personal Best	<b>SB</b> Season's Best





Olympic Stadium

FRI 31 AUG 2012  
20:15

Athletics

Women's 200m — T35

Final



## Results

**WORLD RECORD** 32.27 **LIU Ping** CHN Espoo (FIN) 26 AUG 2005

Wind: 0.0m/s

Rank	Bib	Name	NPC Code	Date of Birth	Sport Class	Lane	Result
1	1081	<b>LIU Ping</b>	CHN	8 NOV 1984	T35	5	<b>32.72</b>
2	1217	<b>CORSO Oxana</b>	ITA	9 JUL 1995	T35	9	<b>33.68</b> RR
3	1065	<b>McLACHLAN Virginia</b>	CAN	17 SEP 1992	T35	2	<b>34.31</b> RR
4	1164	<b>WARNER Sophia</b>	GBR	23 MAY 1974	T35	4	<b>35.25</b> PB
5	1122	<b>LUXOVA Anna</b>	CZE	28 MAY 1997	T35	8	<b>35.43</b> PB
6	1034	<b>WALTERS Erinn</b>	AUS	11 MAY 1995	T35	3	<b>36.31</b>
7	1021	<b>DODDS Rachael</b>	AUS	26 NOV 1994	T35	6	<b>36.75</b>
8	1266	<b>PEREZ GARCIA Fatima Del Rocio</b>	MEX	25 DEC 1993	T35	7	<b>37.60</b>

### Weather conditions

Temperature: 18 °C

Humidity: 70 %

Conditions: Partly cloudy

### LEGEND

**PB** Personal Best      **RR** Regional Record



Olympic Stadium

FRI 31 AUG 2012  
20:15

Athletics

Women's 200m — T35

Final



## Start List

<b>WORLD RECORD</b>	<b>32.27</b>	<b>LIU Ping</b>	<b>CHN</b>	<b>Espoo (FIN)</b>	<b>26 AUG 2005</b>
---------------------	--------------	-----------------	------------	--------------------	--------------------

Lane	Bib	Name	NPC Code	Date of Birth	Sport Class	PB	SB	Result	Rank
2	1065	McLACHLAN Virginia	CAN	17 SEP 1992	T35	34.57	34.57		
3	1034	WALTERS Erinn	AUS	11 MAY 1995	T35	36.02	36.02		
4	1164	WARNER Sophia	GBR	23 MAY 1974	T35	35.59	35.59		
5	1081	LIU Ping	CHN	8 NOV 1984	T35	32.18			
6	1021	DODDS Rachael	AUS	26 NOV 1994	T35	35.53	35.53		
7	1266	PEREZ GARCIA Fatima Del Rocio	MEX	25 DEC 1993	T35	36.90	37.04		
8	1122	LUXOVA Anna	CZE	28 MAY 1997	T35	35.94	35.94		
9	1217	CORSO Oxana	ITA	9 JUL 1995	T35	33.43	33.43		

### LEGEND

**PB** Personal Best                      **SB** Season's Best




Olympic Stadium

SAT 1 SEP 2012  
19:55

Athletics

Women's 200m — T36

Final



## Results

**REVISED**  
1 SEP 20:28

<b>WORLD RECORD</b>	<b>28.60</b>	<b>WANG Fang</b>	CHN	Athens (GRE)	26 SEP 2004
<b>PARALYMPIC RECORD</b>	<b>28.60</b>	<b>WANG Fang</b>	CHN	Athens (GRE)	26 SEP 2004

Wind: 0.0m/s

Rank	Bib	Name	NPC Code	Date of Birth	Sport Class	Lane	Result
1	1327	IVANOVA Elena	RUS	2 APR 1988	T36	6	<b>30.25</b>
2	1242	JEON Min Jae	KOR	12 JUL 1977	T36	5	<b>31.08</b>
3	1183	NICOLEITZIK Claudia	GER	8 DEC 1989	T36	7	<b>32.08</b>
4	1163	ROBSON Hazel	GBR	22 AUG 1979	T36	9	<b>32.46</b>
5	1225	KATO Yuki	JPN	21 SEP 1973	T36	3	<b>33.41</b>
6	1202	YU Chun Lai	HKG	10 MAR 1978	T36	2	<b>35.32</b>
	1012	MARTINEZ Yanina Andrea	ARG	24 DEC 1993	T36	8	<b>DQ</b> IPC 18.2
	1014	SCHAUS Nadia	ARG	4 JAN 1996	T36	4	<b>DQ</b> IPC 18.5

### Weather conditions

Temperature: 21 °C      Humidity: 60 %      Conditions: Partly cloudy

### NOTES

IPC 18.2 - Jostle or obstruction to another athlete, so as to impede his progress  
IPC 18.5 - Athlete does not keep his lane from start to finish (except 18.6 (a) or (b))

### LEGEND

**DQ** Disqualified



Olympic Stadium

SAT 1 SEP 2012  
19:55

Athletics

Women's 200m — T36

Final



## Start List

<b>WORLD RECORD</b>	<b>28.60</b>	<b>WANG Fang</b>	CHN	Athens (GRE)	26 SEP 2004
<b>PARALYMPIC RECORD</b>	<b>28.60</b>	<b>WANG Fang</b>	CHN	Athens (GRE)	26 SEP 2004

Lane	Bib	Name	NPC Code	Date of Birth	Sport Class	PB	SB	Result	Rank
2	1202	YU Chun Lai	HKG	10 MAR 1978	T36	33.20	34.57		
3	1225	KATO Yuki	JPN	21 SEP 1973	T36	32.63	32.97		
4	1014	SCHAUS Nadia	ARG	4 JAN 1996	T36	31.72	31.72		
5	1242	JEON Min Jae	KOR	12 JUL 1977	T36	30.67	30.67		
6	1327	IVANOVA Elena	RUS	2 APR 1988	T36	29.90	30.08		
7	1183	NICOLEITZIK Claudia	GER	8 DEC 1989	T36	31.10	31.10		
8	1012	MARTINEZ Yanina Andrea	ARG	24 DEC 1993	T36	31.48	31.48		
9	1163	ROBSON Hazel	GBR	22 AUG 1979	T36	32.03	32.03		

### LEGEND

**PB** Personal Best                      **SB** Season's Best



Olympic Stadium

SAT 1 SEP 2012

Athletics

Women's 200m — T36

Round 1



## Results

<b>WORLD RECORD</b>	<b>28.60</b>	<b>WANG Fang</b>	CHN	Athens (GRE)	26 SEP 2004
<b>PARALYMPIC RECORD</b>	<b>28.60</b>	<b>WANG Fang</b>	CHN	Athens (GRE)	26 SEP 2004

HEAT 1/2 Start Time: 11:50 Wind: +0.8 m/s

Rank	Bib	Name	NPC Code	Date of Birth	Sport Class	Lane	Result	
1	1183	NICOLEITZIK Claudia	GER	8 DEC 1989	T36	7	<b>31.50</b>	<b>Q</b>
2	1014	SCHAUS Nadia	ARG	4 JAN 1996	T36	6	<b>31.87</b>	<b>Q RR</b>
3	1163	ROBSON Hazel	GBR	22 AUG 1979	T36	5	<b>32.03</b>	<b>Q PB</b>
4	1202	YU Chun Lai	HKG	10 MAR 1978	T36	4	<b>34.57</b>	<b>q SB</b>
5	1333	SAKHIBZADAEVA Aygyul	RUS	12 APR 1990	T36	3	<b>34.99</b>	

HEAT 2/2 Start Time: 11:57 Wind: +1.1 m/s

Rank	Bib	Name	NPC Code	Date of Birth	Sport Class	Lane	Result	
1	1327	IVANOVA Elena	RUS	2 APR 1988	T36	5	<b>30.08</b>	<b>Q SB</b>
2	1242	JEON Min Jae	KOR	12 JUL 1977	T36	7	<b>30.67</b>	<b>Q PB</b>
3	1012	MARTINEZ Yanina Andrea	ARG	24 DEC 1993	T36	6	<b>31.48</b>	<b>Q RR</b>
4	1225	KATO Yuki	JPN	21 SEP 1973	T36	4	<b>32.97</b>	<b>q SB</b>
5	1238	BAIDULDAYEVA Ainur	KAZ	11 FEB 1981	T36	3	<b>35.95</b>	<b>PB</b>

Qualification: First 3 in each heat (Q) and the next 2 fastest (q) advance to the Final.

## Weather conditions at the beginning of the 1st heat

Temperature: 15 °C Humidity: 72 % Conditions: Partly cloudy

## LEGEND

<b>PB</b>	Personal Best	<b>Q</b>	Qualified by place	<b>q</b>	Qualified by time	<b>RR</b>	Regional Record
<b>SB</b>	Season's Best						




Olympic Stadium

SAT 1 SEP 2012

Athletics

Women's 200m — T36

Round 1



## Start List

<b>WORLD RECORD</b>	<b>28.60</b>	<b>WANG Fang</b>	CHN	Athens (GRE)	26 SEP 2004
<b>PARALYMPIC RECORD</b>	<b>28.60</b>	<b>WANG Fang</b>	CHN	Athens (GRE)	26 SEP 2004

### HEAT 1/2 Start Time: 11:50

Lane	Bib	Name	NPC Code	Date of Birth	Sport Class	PB	SB	Result	Rank
3	1333	SAKHIBZADAEVA Aygyul	RUS	12 APR 1990	T36	31.81	32.88		
4	1202	YU Chun Lai	HKG	10 MAR 1978	T36	33.20			
5	1163	ROBSON Hazel	GBR	22 AUG 1979	T36	32.04	33.17		
6	1014	SCHAUS Nadia	ARG	4 JAN 1996	T36	31.72	31.72		
7	1183	NICOLEITZIK Claudia	GER	8 DEC 1989	T36	31.10	31.10		

### HEAT 2/2 Start Time: 11:57

Lane	Bib	Name	NPC Code	Date of Birth	Sport Class	PB	SB	Result	Rank
3	1238	BAIDULDAYEVA Ainur	KAZ	11 FEB 1981	T36	36.61	37.46		
4	1225	KATO Yuki	JPN	21 SEP 1973	T36	32.63	34.32		
5	1327	IVANOVA Elena	RUS	2 APR 1988	T36	29.90	30.61		
6	1012	MARTINEZ Yanina Andrea	ARG	24 DEC 1993	T36	31.79	31.79		
7	1242	JEON Min Jae	KOR	12 JUL 1977	T36	32.01	32.01		

Qualification: First 3 in each heat and the next 2 fastest advance to the Final.

#### LEGEND

**PB** Personal Best      **SB** Season's Best





Olympic Stadium

WED 5 SEP 2012  
20:57

Athletics

Women's 200m — T37

Final



## Results

<b>WORLD RECORD</b>	<b>28.42</b>	<b>McINTOSH Lisa</b>	AUS	Sydney, NSW (AUS)	27 OCT 2000
<b>PARALYMPIC RECORD</b>	<b>28.42</b>	<b>McINTOSH Lisa</b>	AUS	Sydney, NSW (AUS)	27 OCT 2000

Wind: +0.4m/s

Rank	Bib	Name	NPC Code	Date of Birth	Sport Class	Lane	Result
1	1280	<b>BENSON Johanna</b>	NAM	17 FEB 1990	T37	5	<b>29.26</b> RR
2	1167	<b>WOODWARD Bethany</b>	GBR	26 DEC 1992	T37	4	<b>29.65</b>
3	1185	<b>SEIFERT Maria</b>	GER	15 MAY 1991	T37	6	<b>29.86</b> PB
4	1390	<b>KRECHUNYAK Oksana</b>	UKR	25 APR 1981	T37	7	<b>29.89</b> PB
5	1157	<b>McLOUGHLIN Jenny</b>	GBR	3 OCT 1991	T37	8	<b>30.08</b>
6	1389	<b>KRAVCHENKO Viktoriya</b>	UKR	18 JAN 1979	T37	9	<b>30.09</b> PB
7	1364	<b>BAHI Neda</b>	TUN	1 JAN 1992	T37	3	<b>30.28</b>
8	1395	<b>SNISAR Maryna</b>	UKR	16 AUG 1983	T37	2	<b>30.76</b>

### Weather conditions

Temperature: 20 °C      Humidity: 42 %      Conditions: Sunny

### LEGEND

**PB** Personal Best      **RR** Regional Record



Olympic Stadium

WED 5 SEP 2012  
20:57

Athletics

Women's 200m — T37

Final



### Start List

<b>WORLD RECORD</b>	<b>28.42</b>	<b>McINTOSH Lisa</b>	AUS	Sydney, NSW (AUS)	27 OCT 2000
<b>PARALYMPIC RECORD</b>	<b>28.42</b>	<b>McINTOSH Lisa</b>	AUS	Sydney, NSW (AUS)	27 OCT 2000

Lane	Bib	Name	NPC Code	Date of Birth	Sport Class	PB	SB	Result	Rank
2	1395	SNISAR Maryna	UKR	16 AUG 1983	T37	30.56	30.56		
3	1364	BAHI Neda	TUN	1 JAN 1992	T37	30.00	30.00		
4	1167	WOODWARD Bethany	GBR	26 DEC 1992	T37	29.50	29.50		
5	1280	BENSON Johanna	NAM	17 FEB 1990	T37	29.39	29.39		
6	1185	SEIFERT Maria	GER	15 MAY 1991	T37	29.87	29.87		
7	1390	KRECHUNYAK Oksana	UKR	25 APR 1981	T37	30.02	30.02		
8	1157	McLOUGHLIN Jenny	GBR	3 OCT 1991	T37	29.73	29.73		
9	1389	KRAVCHENKO Viktoriya	UKR	18 JAN 1979	T37	30.33	30.33		

**LEGEND**

**PB** Personal Best                      **SB** Season's Best




Olympic Stadium

WED 5 SEP 2012

Athletics

Women's 200m — T37

Round 1



## Results

<b>WORLD RECORD</b>	<b>28.42</b>	<b>McINTOSH Lisa</b>	AUS	Sydney, NSW (AUS)	27 OCT 2000
<b>PARALYMPIC RECORD</b>	<b>28.42</b>	<b>McINTOSH Lisa</b>	AUS	Sydney, NSW (AUS)	27 OCT 2000

HEAT 1/2 Start Time: 10:50 Wind: -0.7 m/s

Rank	Bib	Name	NPC Code	Date of Birth	Sport Class	Lane	Result	
1	1185	SEIFERT Maria	GER	15 MAY 1991	T37	3	29.87	Q RR
2	1390	KRECHUNYAK Oksana	UKR	25 APR 1981	T37	2	30.02	Q PB
3	1389	KRAVCHENKO Viktoriya	UKR	18 JAN 1979	T37	4	30.33	Q PB
4	1329	OVSYANNIKOVA Anastasiya	RUS	20 OCT 1988	T37	5	30.99	
5	1152	HART Katrina	GBR	17 MAY 1990	T37	6	31.04	
6	1215	THORSTEINSDOTTIR Matthildur	ISL	8 APR 1997	T37	7	32.16	PB
7	1210	JAMESON Heather	IRL	20 MAY 1997	T37	8	32.76	
	1337	TRUSHNIKOVA Evgeniya	RUS	23 FEB 1985	T37	9 F <sup>1</sup>	DQ	IPC 17.8

HEAT 2/2 Start Time: 10:58 Wind: +0.3 m/s

Rank	Bib	Name	NPC Code	Date of Birth	Sport Class	Lane	Result	
1	1280	BENSON Johanna	NAM	17 FEB 1990	T37	2	29.39	Q RR
2	1167	WOODWARD Bethany	GBR	26 DEC 1992	T37	3	29.50	Q RR
3	1157	McLOUGHLIN Jenny	GBR	3 OCT 1991	T37	8	29.73	Q PB
4	1364	BAHI Neda	TUN	1 JAN 1992	T37	4	30.00	q PB
5	1395	SNISAR Maryna	UKR	16 AUG 1983	T37	5	30.56	q PB
6	1334	SERGEEVA Svetlana	RUS	26 MAR 1986	T37	7	30.84	SB
7	1176	FOERDER Isabelle	GER	7 JUL 1979	T37	6	30.91	PB

Qualification: First 3 in each heat (Q) and the next 2 fastest (q) advance to the Final.

## Weather conditions at the beginning of the 1st heat

Temperature: 12 °C Humidity: 74 % Conditions: Sunny

NOTES  
IPC 17.8 - False start individual event

LEGEND							
DQ	Disqualified	Fn	False start	PB	Personal Best	Q	Qualified by place
q	Qualified by time	RR	Regional Record	SB	Season's Best		




Olympic Stadium

WED 5 SEP 2012

Athletics

Women's 200m — T37

Round 1



## Start List

**REVISED**  
4 SEP 19:02

<b>WORLD RECORD</b>	<b>28.42</b>	<b>McINTOSH Lisa</b>	AUS	Sydney, NSW (AUS)	27 OCT 2000
<b>PARALYMPIC RECORD</b>	<b>28.42</b>	<b>McINTOSH Lisa</b>	AUS	Sydney, NSW (AUS)	27 OCT 2000

## HEAT 1/2 Start Time: 10:50

Lane	Bib	Name	NPC Code	Date of Birth	Sport Class	PB	SB	Result	Rank
2	1390	KRECHUNYAK Oksana	UKR	25 APR 1981	T37	30.84			
3	1185	SEIFERT Maria	GER	15 MAY 1991	T37	29.94	29.94		
4	1389	KRAVCHENKO Viktoriya	UKR	18 JAN 1979	T37	30.37	30.43		
5	1329	OVSYANNIKOVA Anastasiya	RUS	20 OCT 1988	T37	30.35	30.35		
6	1152	HART Katrina	GBR	17 MAY 1990	T37	29.91	29.91		
7	1215	THORSTEINSDOTTIR Matthildur	ISL	8 APR 1997	T37	33.76	33.76		
8	1210	JAMESON Heather	IRL	20 MAY 1997	T37	31.80	31.80		
9	1337	TRUSHNIKOVA Evgeniya	RUS	23 FEB 1985	T37	31.89	32.31		

## HEAT 2/2 Start Time: 10:58

Lane	Bib	Name	NPC Code	Date of Birth	Sport Class	PB	SB	Result	Rank
2	1280	BENSON Johanna	NAM	17 FEB 1990	T37	31.51	32.94		
3	1167	WOODWARD Bethany	GBR	26 DEC 1992	T37	29.89	29.89		
4	1364	BAHI Neda	TUN	1 JAN 1992	T37	30.21	30.21		
5	1395	SNISAR Maryna	UKR	16 AUG 1983	T37	30.74			
6	1176	FOERDER Isabelle	GER	7 JUL 1979	T37	31.14	31.14		
7	1334	SERGEEVA Svetlana	RUS	26 MAR 1986	T37	30.38	31.12		
8	1157	McLOUGHLIN Jenny	GBR	3 OCT 1991	T37	30.10	30.10		

Qualification: First 3 in each heat and the next 2 fastest advance to the Final.

## LEGEND

PB Personal Best SB Season's Best

revised due to updated schedule



Olympic Stadium

THU 6 SEP 2012  
19:52

Athletics

Women's 200m — T38

Final



## Results

<b>WORLD RECORD</b>	<b>27.81</b>	<b>STRYZHAK Inna</b>	UKR	Beijing (CHN)	12 SEP 2008
<b>PARALYMPIC RECORD</b>	<b>27.81</b>	<b>STRYZHAK Inna</b>	UKR	Beijing (CHN)	12 SEP 2008

Wind: -0.7m/s

Rank	Bib	Name	NPC Code	Date of Birth	Sport Class	Lane	Result
1	1073	CHEN Junfei	CHN	15 MAY 1992	T38	6	<b>27.39</b> WR
2	1325	GONCHAROVA Margarita	RUS	14 MAR 1991	T38	5	<b>27.82</b> PB
3	1396	STRYZHAK Inna	UKR	11 JUN 1985	T38	7	<b>28.18</b> PB
4	1092	XIONG Dezhi	CHN	29 APR 1988	T38	9	<b>28.62</b> PB
5	1186	SLABY Tamira	GER	6 MAR 1992	T38	4	<b>29.14</b>
6	1370	MANSOUR Sonia	TUN	6 SEP 1988	T38	8	<b>29.32</b>
7	1027	ISAAC Torita	AUS	5 JUL 1995	T38	2	<b>29.78</b>
8	1148	BREEN Olivia	GBR	26 JUL 1996	T38	3	<b>30.22</b>

### Weather conditions

Temperature: 21 °C      Humidity: 39 %      Conditions: Sky Clear

### LEGEND

**PB** Personal Best      **WR** World Record



Olympic Stadium

THU 6 SEP 2012  
19:52

Athletics

Women's 200m — T38

Final



## Start List

<b>WORLD RECORD</b>	<b>27.81</b>	<b>STRYZHAK Inna</b>	UKR	Beijing (CHN)	12 SEP 2008
<b>PARALYMPIC RECORD</b>	<b>27.81</b>	<b>STRYZHAK Inna</b>	UKR	Beijing (CHN)	12 SEP 2008

Lane	Bib	Name	NPC Code	Date of Birth	Sport Class	PB	SB	Result	Rank
2	1027	ISAAC Torita	AUS	5 JUL 1995	T38	29.36	29.36		
3	1148	BREEN Olivia	GBR	26 JUL 1996	T38	29.75	29.75		
4	1186	SLABY Tamira	GER	6 MAR 1992	T38	28.63	28.63		
5	1325	GONCHAROVA Margarita	RUS	14 MAR 1991	T38	28.05	29.06		
6	1073	CHEN Junfei	CHN	15 MAY 1992	T38	28.03	28.29		
7	1396	STRYZHAK Inna	UKR	11 JUN 1985	T38	28.32	28.91		
8	1370	MANSOUR Sonia	TUN	6 SEP 1988	T38	28.66	29.10		
9	1092	XIONG Dezhi	CHN	29 APR 1988	T38	29.10	29.10		

### LEGEND

**PB** Personal Best                      **SB** Season's Best




Olympic Stadium

THU 6 SEP 2012

Athletics

Women's 200m — T38

Round 1



## Results

REVISED  
6 SEP 11:12

<b>WORLD RECORD</b>	27.81	STRYZHAK Inna	UKR	Beijing (CHN)	12 SEP 2008
<b>PARALYMPIC RECORD</b>	27.81	STRYZHAK Inna	UKR	Beijing (CHN)	12 SEP 2008

HEAT 1/2 Start Time: 10:17 Wind: +0.5 m/s

Rank	Bib	Name	NPC Code	Date of Birth	Sport Class	Lane	Result	
1	1396	STRYZHAK Inna	UKR	11 JUN 1985	T38	3	28.91	Q SB
2	1325	GONCHAROVA Margarita	RUS	14 MAR 1991	T38	7	29.06	Q SB
3	1092	XIONG Dezhi	CHN	29 APR 1988	T38	8	29.10	Q RR
4	1027	ISAAC Torita	AUS	5 JUL 1995	T38	6	29.36	q PB
5	1148	BREEN Olivia	GBR	26 JUL 1996	T38	4	29.75	q PB
6	1051	SANTOS Jenifer	BRA	30 JUN 1989	T38	5	32.03	

HEAT 2/2 Start Time: 10:24 Wind: +0.2 m/s

Rank	Bib	Name	NPC Code	Date of Birth	Sport Class	Lane	Result	
1	1073	CHEN Junfei	CHN	15 MAY 1992	T38	4	28.29	Q RR
2	1186	SLABY Tamira	GER	6 MAR 1992	T38	3	28.63	Q PB
3	1370	MANSOUR Sonia	TUN	6 SEP 1988	T38	5	29.10	Q SB
4	1030	PARRISH Katie	AUS	4 JUL 1991	T38	7	30.94	
5	1254	ABDULLAH Norsyazwani Binti	MAS	6 MAR 1987	T38	6	31.83	

Qualification: First 3 in each heat (Q) and the next 2 fastest (q) advance to the Final.

## Weather conditions at the beginning of the 1st heat

Temperature: 18 °C Humidity: 83 % Conditions: Sunny

**NOTES**  
IPC 18.5 - Athlete does not keep his lane from start to finish (except 18.6 (a) or (b))

LEGEND						
<b>PB</b>	Personal Best	<b>Q</b>	Qualified by place	<b>q</b>	Qualified by time	<b>RR</b> Regional Record
<b>SB</b>	Season's Best					

Athlete 1254 has been reinstated by decision of the track referee.



Olympic Stadium

THU 6 SEP 2012

Athletics

Women's 200m — T38

Round 1



### Start List

<b>WORLD RECORD</b>	<b>27.81</b>	<b>STRYZHAK Inna</b>	UKR	Beijing (CHN)	12 SEP 2008
<b>PARALYMPIC RECORD</b>	<b>27.81</b>	<b>STRYZHAK Inna</b>	UKR	Beijing (CHN)	12 SEP 2008

HEAT 1/2 Start Time: 10:17

Lane	Bib	Name	NPC Code	Date of Birth	Sport Class	PB	SB	Result	Rank
3	1396	STRYZHAK Inna	UKR	11 JUN 1985	T38	28.32			
4	1148	BREEN Olivia	GBR	26 JUL 1996	T38	29.96	29.96		
5	1051	SANTOS Jenifer	BRA	30 JUN 1989	T38	29.76	31.13		
6	1027	ISAAC Torita	AUS	5 JUL 1995	T38	30.21	30.21		
7	1325	GONCHAROVA Margarita	RUS	14 MAR 1991	T38	28.05	29.07		
8	1092	XIONG Dezhi	CHN	29 APR 1988	T38	29.15			

HEAT 2/2 Start Time: 10:24

Lane	Bib	Name	NPC Code	Date of Birth	Sport Class	PB	SB	Result	Rank
3	1186	SLABY Tamira	GER	6 MAR 1992	T38	28.73	28.73		
4	1073	CHEN Junfei	CHN	15 MAY 1992	T38	28.03	32.74		
5	1370	MANSOUR Sonia	TUN	6 SEP 1988	T38	28.66	30.17		
6	1254	ABDULLAH Norsyazwani Binti	MAS	6 MAR 1987	T38	31.58	31.71		
7	1030	PARRISH Katie	AUS	4 JUL 1991	T38	30.06	30.06		

Qualification: First 3 in each heat and the next 2 fastest advance to the Final.

<b>LEGEND</b>
<b>PB</b> Personal Best <b>SB</b> Season's Best







Olympic Stadium

THU 6 SEP 2012  
20:48

Athletics

Women's 200m — T44

Final



## Results

<b>WORLD RECORD</b>	<b>27.10</b>	<b>HOLMES April</b>	USA	Windsor, ON (CAN)	12 JUL 2008
<b>PARALYMPIC RECORD</b>	<b>27.49</b>	<b>le FUR Marie-Amelie</b>	FRA	London (GBR)	5 SEP 2012

Wind: +1.0m/s

Rank	Bib	Name	NPC Code	Date of Birth	Sport Class	Lane	Result
1	1285	van RHIJN Marlou	NED	22 OCT 1991	T43	4	<b>26.18</b> WR
2	1140	le FUR Marie-Amelie	FRA	26 SEP 1988	T44	7	<b>26.76</b> WR
3	1177	GREEN Katrin	GER	16 FEB 1985	T44	5	<b>27.53</b> PB
4	1162	REID Stef	GBR	26 OCT 1984	T44	3	<b>28.62</b> PB
5	1286	VERDUIJN Suzan	NED	28 OCT 1983	T44	9	<b>28.74</b> PB
6	1156	KAMLISH Sophie	GBR	20 AUG 1996	T44	8	<b>29.08</b> PB
7	1231	TAKAKUWA Saki	JPN	26 MAY 1992	T44	2	<b>29.71</b>
	1405	HOLMES April	USA	11 MAR 1973	T44	6	<b>DNS</b>

### Weather conditions

Temperature: 21 °C      Humidity: 39 %      Conditions: Sky Clear

### LEGEND

**DNS** Did Not Start      **PB** Personal Best      **WR** World Record



Olympic Stadium

THU 6 SEP 2012  
20:48

Athletics

Women's 200m — T44

Final



## Start List

<b>WORLD RECORD</b>	<b>27.10</b>	<b>HOLMES April</b>	USA	Windsor, ON (CAN)	12 JUL 2008
<b>PARALYMPIC RECORD</b>	<b>27.49</b>	<b>le FUR Marie-Amelie</b>	FRA	London (GBR)	5 SEP 2012

Lane	Bib	Name	NPC Code	Date of Birth	Sport Class	PB	SB	Result	Rank
2	1231	TAKAKUWA Saki	JPN	26 MAY 1992	T44	29.37	29.37		
3	1162	REID Stef	GBR	26 OCT 1984	T44	28.96	28.97		
4	1285	van RHIJN Marlou	NED	22 OCT 1991	T43	26.97	26.97		
5	1177	GREEN Katrin	GER	16 FEB 1985	T44	27.89	27.89		
6	1405	HOLMES April	USA	11 MAR 1973	T44	28.43	28.43		
7	1140	le FUR Marie-Amelie	FRA	26 SEP 1988	T44	27.49	27.49		
8	1156	KAMLISH Sophie	GBR	20 AUG 1996	T44	29.62	29.62		
9	1286	VERDUIJN Suzan	NED	28 OCT 1983	T44	28.92	28.92		

### LEGEND

**PB** Personal Best                      **SB** Season's Best



## Results

<b>WORLD RECORD</b>	<b>27.10</b>	<b>HOLMES April</b>	USA	Windsor, ON (CAN)	12 JUL 2008
<b>PARALYMPIC RECORD</b>	<b>27.49</b>	<b>le FUR Marie-Amelie</b>	FRA	London (GBR)	5 SEP 2012

HEAT 1/2		Start Time: 11:06					Wind: -0.7 m/s	
Rank	Bib	Name	NPC Code	Date of Birth	Sport Class	Lane	Result	
1	1285	van RHIJN Marlou	NED	22 OCT 1991	T43	6	<b>26.97</b>	Q WR
2	1177	GREEN Katrin	GER	16 FEB 1985	T44	7	<b>27.89</b>	Q RR
3	1156	KAMLISH Sophie	GBR	20 AUG 1996	T44	3	<b>29.62</b>	Q PB
4	1229	NAKANISHI Maya	JPN	3 JUN 1985	T44	4	<b>30.10</b>	
	1062	THIN Seng Hon	CAM	25 APR 1986	T44	5	<b>DQ</b>	IPC 18.5

HEAT 2/2		Start Time: 11:14					Wind: 0.0 m/s	
Rank	Bib	Name	NPC Code	Date of Birth	Sport Class	Lane	Result	
1	1140	le FUR Marie-Amelie	FRA	26 SEP 1988	T44	3	<b>27.49</b>	Q PR,RR
2	1405	HOLMES April	USA	11 MAR 1973	T44	5	<b>28.49</b>	Q
3	1286	VERDUIJN Suzan	NED	28 OCT 1983	T44	4	<b>28.92</b>	Q PB
4	1162	REID Stef	GBR	26 OCT 1984	T44	7	<b>28.97</b>	q SB
5	1231	TAKAKUWA Saki	JPN	26 MAY 1992	T44	6	<b>29.37</b>	q PB

Qualification: First 3 in each heat (Q) and the next 2 fastest (q) advance to the Final.

## Weather conditions at the beginning of the 1st heat

Temperature: 12 °C Humidity: 74 % Conditions: Sunny

<b>NOTES</b>
IPC 18.5 - Athlete does not keep his lane from start to finish (except 18.6 (a) or (b))

<b>LEGEND</b>							
<b>DQ</b>	Disqualified	<b>PB</b>	Personal Best	<b>PR</b>	Paralympic Record	<b>Q</b>	Qualified by place
<b>q</b>	Qualified by time	<b>RR</b>	Regional Record	<b>SB</b>	Season's Best	<b>WR</b>	World Record




Olympic Stadium

WED 5 SEP 2012

Athletics

Women's 200m — T44

Round 1



## Start List

**REVISED**  
4 SEP 19:03

<b>WORLD RECORD</b>	<b>27.10</b>	<b>HOLMES April</b>	USA	Windsor, ON (CAN)	12 JUL 2008
<b>PARALYMPIC RECORD</b>	<b>27.56</b>	<b>HOLMES April</b>	USA	Athens (GRE)	25 SEP 2004

HEAT 1/2 Start Time: 11:06

Lane	Bib	Name	NPC Code	Date of Birth	Sport Class	PB	SB	Result	Rank
3	1156	KAMLISH Sophie	GBR	20 AUG 1996	T44	29.92	29.92		
4	1229	NAKANISHI Maya	JPN	3 JUN 1985	T44	28.74	29.60		
5	1062	THIN Seng Hon	CAM	25 APR 1986	T44				
6	1285	van RHIJN Marlou	NED	22 OCT 1991	T43	27.26	27.26		
7	1177	GREEN Katrin	GER	16 FEB 1985	T44	28.30	29.57		

HEAT 2/2 Start Time: 11:14

Lane	Bib	Name	NPC Code	Date of Birth	Sport Class	PB	SB	Result	Rank
3	1140	le FUR Marie-Amelie	FRA	26 SEP 1988	T44	27.79	27.91		
4	1286	VERDUIJN Suzan	NED	28 OCT 1983	T44	29.91			
5	1405	HOLMES April	USA	11 MAR 1973	T44	28.43	28.43		
6	1231	TAKAKUWA Saki	JPN	26 MAY 1992	T44	30.32	30.32		
7	1162	REID Stef	GBR	26 OCT 1984	T44	28.96	29.78		

Qualification: First 3 in each heat and the next 2 fastest advance to the Final.

**LEGEND**  
**PB** Personal Best      **SB** Season's Best

revised due to updated schedule



Olympic Stadium

SAT 1 SEP 2012  
21:53

Athletics

Women's 200m — T46

Final



## Results

<b>WORLD RECORD</b>	<b>24.46</b>	<b>CASTILLO Yunidis</b>	CUB	Guadalajara (MEX)	15 NOV 2011
<b>PARALYMPIC RECORD</b>	<b>24.72</b>	<b>CASTILLO Yunidis</b>	CUB	Beijing (CHN)	12 SEP 2008

Wind: -0.6m/s

Rank	Bib	Name	NPC Code	Date of Birth	Sport Class	Lane	Result
1	1117	CASTILLO Yunidis	CUB	6 JUN 1987	T46	7	<b>24.45</b> WR
2	1302	FIODOROW Alicja	POL	22 MAY 1985	T46	8	<b>25.49</b> RR
3	1316	LIEBENBERG Anrune	RSA	3 NOV 1992	T46	4	<b>25.55</b> RR
4	1332	RODOMAKINA Nikol	RUS	14 FEB 1993	T46	5	<b>25.56</b> PB
5	1090	WANG Yanping	CHN	22 NOV 1993	T46	6	<b>26.38</b> RR
6	1294	UWAK Unyime	NGR	31 DEC 1996	T46	2	<b>26.65</b> =PB
7	1308	PIEKART Katarzyna	POL	5 MAR 1986	T46	9	<b>27.18</b> PB
8	1328	MOGUCHAYA Alexandra	RUS	18 AUG 1990	T46	3	<b>27.47</b> PB

### Weather conditions

Temperature: 21 °C Humidity: 62 % Conditions: Mostly cloudy

### LEGEND

**=PB** Equal Personal Best    **PB** Personal Best    **RR** Regional Record    **WR** World Record



Olympic Stadium

SAT 1 SEP 2012  
21:53

Athletics

Women's 200m — T46

Final



### Start List

<b>WORLD RECORD</b>	<b>24.46</b>	<b>CASTILLO Yunidis</b>	CUB	Guadalajara (MEX)	15 NOV 2011
<b>PARALYMPIC RECORD</b>	<b>24.72</b>	<b>CASTILLO Yunidis</b>	CUB	Beijing (CHN)	12 SEP 2008

Lane	Bib	Name	NPC Code	Date of Birth	Sport Class	PB	SB	Result	Rank
2	1294	UWAK Unyime	NGR	31 DEC 1996	T46	26.65	26.65		
3	1328	MOGUCHAYA Alexandra	RUS	18 AUG 1990	T46	27.48	27.48		
4	1316	LIEBENBERG Anrune	RSA	3 NOV 1992	T46	25.79	25.79		
5	1332	RODOMAKINA Nikol	RUS	14 FEB 1993	T46	25.62	25.96		
6	1090	WANG Yanping	CHN	22 NOV 1993	T46	26.45			
7	1117	CASTILLO Yunidis	CUB	6 JUN 1987	T46	24.46			
8	1302	FIODOROW Alicja	POL	22 MAY 1985	T46	25.92	25.92		
9	1308	PIEKART Katarzyna	POL	5 MAR 1986	T46	27.21	27.21		

**LEGEND**

**PB** Personal Best                      **SB** Season's Best






Olympic Stadium

FRI 31 AUG 2012

Athletics

Women's 200m — T46

Round 1



## Results

HEAT 1/2 Start Time: 12:05 Wind: -1.6 m/s

Rank	Bib	Name	NPC Code	Date of Birth	Sport Class	Lane	Result	
1	1332	RODOMAKINA Nikol	RUS	14 FEB 1993	T46	4	26.21	Q
2	1090	WANG Yanping	CHN	22 NOV 1993	T46	3	26.55	Q
3	1308	PIEKART Katarzyna	POL	5 MAR 1986	T46	7	27.21	Q PB
4	1149	BROWN Sally	GBR	26 JUN 1995	T46	6	27.78	=SB
5	1348	LALLWALA PALLIYAGURUNNANS A.BRI	ERI	30 JUL 1986	T46	5	29.36	PB
6	1290	BISUNKHE Maiya	NEP	5 NOV 1992	T46	8	36.32	

HEAT 2/2 Start Time: 12:13 Wind: 0.0 m/s

Rank	Bib	Name	NPC Code	Date of Birth	Sport Class	Lane	Result	
1	1117	CASTILLO Yunidis	CUB	6 JUN 1987	T46	6	24.81	Q
2	1316	LIEBENBERG Anrune	RSA	3 NOV 1992	T46	8	25.79	Q RR
3	1302	FIODOROW Alicja	POL	22 MAY 1985	T46	7	25.92	Q PB
4	1294	UWAK Unyime	NGR	31 DEC 1996	T46	5	26.65	q PB
5	1328	MOGUCHAYA Alexandra	RUS	18 AUG 1990	T46	3	27.48	q PB
6	1134	AZENAW Yengus Dese	ETH	4 JUL 1992	T46	4	29.96	

Qualification: First 3 in each heat (Q) and the next 2 fastest (q) advance to the Final.

## Weather conditions at the beginning of the 1st heat

Temperature: 15 °C Humidity: 44 % Conditions: Sunny

## LEGEND

=SB	Equal Season Best	PB	Personal Best	Q	Qualified by place	q	Qualified by time
RR	Regional Record						




Olympic Stadium

FRI 31 AUG 2012

Athletics

Women's 200m — T46

Round 1



## Start List

**REVISED**  
30 AUG 21:27

<b>WORLD RECORD</b>	<b>24.46</b>	<b>CASTILLO Yunidis</b>	CUB	Guadalajara (MEX)	15 NOV 2011
<b>PARALYMPIC RECORD</b>	<b>24.72</b>	<b>CASTILLO Yunidis</b>	CUB	Beijing (CHN)	12 SEP 2008

HEAT 1/2		Start Time: 12:05								
Lane	Bib	Name	NPC Code	Date of Birth	Sport Class	PB	SB	Result	Rank	
3	1090	WANG Yanping	CHN	22 NOV 1993	T46	26.45				
4	1332	RODOMAKINA Nikol	RUS	14 FEB 1993	T46	25.62	25.96			
5	1348	LALLWALA PALLIYAGURUNNANS A.I.K.	SRI	30 JUL 1986	T46	29.54	29.54			
6	1149	BROWN Sally	GBR	26 JUN 1995	T46	26.38	27.78			
7	1308	PIEKART Katarzyna	POL	5 MAR 1986	T46	27.74				
8	1290	BISUNKHE Maiya	NEP	5 NOV 1992	T46	36.19				

HEAT 2/2		Start Time: 12:13								
Lane	Bib	Name	NPC Code	Date of Birth	Sport Class	PB	SB	Result	Rank	
3	1328	MOGUCHAYA Alexandra	RUS	18 AUG 1990	T46	27.68	27.94			
4	1134	AZENAW Yengus Dese	ETH	4 JUL 1992	T46	29.71	29.71			
5	1294	UWAK Unyime	NGR	31 DEC 1996	T46	27.62	27.62			
6	1117	CASTILLO Yunidis	CUB	6 JUN 1987	T46	24.46				
7	1302	FIODOROW Alicja	POL	22 MAY 1985	T46	26.45				
8	1316	LIEBENBERG Anrune	RSA	3 NOV 1992	T46	26.42	26.42			

Qualification: First 3 in each heat and the next 2 fastest advance to the Final.

## LEGEND

**PB** Personal Best                      **SB** Season's Best

Athlete 1290 added.





Olympic Stadium

SAT 1 SEP 2012  
20:15

Athletics

Women's 200m — T52

Final



## Results

<b>WORLD RECORD</b>	<b>33.58</b>	<b>STILWELL Michelle</b>	CAN	Nottwil (SUI)	19 MAY 2012
<b>PARALYMPIC RECORD</b>	<b>36.18</b>	<b>STILWELL Michelle</b>	CAN	Beijing (CHN)	11 SEP 2008

Wind: -0.3m/s

Rank	Bib	Name	NPC Code	Date of Birth	Sport Class	Lane	Result
1	1068	<b>STILWELL Michelle</b>	CAN	4 JUL 1974	T52	4	<b>33.80</b> PR
2	1039	<b>VERVOORT Marieke</b>	BEL	10 MAY 1979	T52	7	<b>34.83</b> RR
3	1414	<b>MORGAN Kerry</b>	USA	11 JUN 1974	T52	5	<b>36.49</b>
4	1413	<b>MITCHELL Cassie</b>	USA	8 JUN 1981	T52	6	<b>37.75</b> PB
5	1232	<b>TANAKA Teruyo</b>	JPN	24 MAY 1959	T52	8	<b>39.04</b> SB
6	1227	<b>KIYAMA Yuka</b>	JPN	21 DEC 1983	T52	3	<b>41.56</b> SB
7	1406	<b>LEITNER Cheryl</b>	USA	4 APR 1983	T52	2	<b>42.62</b>

### Weather conditions

Temperature: 21 °C

Humidity: 60 %

Conditions: Partly cloudy

### LEGEND

<b>PB</b>	Personal Best	<b>PR</b>	Paralympic Record	<b>RR</b>	Regional Record	<b>SB</b>	Season's Best
-----------	---------------	-----------	-------------------	-----------	-----------------	-----------	---------------



Olympic Stadium

SAT 1 SEP 2012  
20:15

Athletics

Women's 200m — T52

Final



### Start List

<b>WORLD RECORD</b>	<b>33.58</b>	<b>STILWELL Michelle</b>	CAN	Nottwil (SUI)	19 MAY 2012
<b>PARALYMPIC RECORD</b>	<b>36.18</b>	<b>STILWELL Michelle</b>	CAN	Beijing (CHN)	11 SEP 2008

Lane	Bib	Name	NPC Code	Date of Birth	Sport Class	PB	SB	Result	Rank
2	1406	LEITNER Cheryl	USA	4 APR 1983	T52	40.58	41.99		
3	1227	KIYAMA Yuka	JPN	21 DEC 1983	T52	40.18	43.02		
4	1068	STILWELL Michelle	CAN	4 JUL 1974	T52	33.58	33.58		
5	1414	MORGAN Kerry	USA	11 JUN 1974	T52	35.68	35.68		
6	1413	MITCHELL Cassie	USA	8 JUN 1981	T52	38.09	38.09		
7	1039	VERVOORT Marieke	BEL	10 MAY 1979	T52	38.18	38.18		
8	1232	TANAKA Teruyo	JPN	24 MAY 1959	T52	38.83	41.83		

<b>LEGEND</b>	
<b>PB</b>	Personal Best
<b>SB</b>	Season's Best



Olympic Stadium

THU 6 SEP 2012  
21:08

Athletics

Women's 200m — T53

Final



## Results

<b>WORLD RECORD</b>	<b>28.93</b>	<b>GALLI Jessica</b>	USA	Indianapolis, IN (USA)	1 JUL 2012
<b>PARALYMPIC RECORD</b>	<b>29.17</b>	<b>HUANG Lisha</b>	CHN	Beijing (CHN)	15 SEP 2008

Wind: +0.7m/s

Rank	Bib	Name	NPC Code	Date of Birth	Sport Class	Lane	Result
1	1075	HUANG Lisha	CHN	10 SEP 1988	T53	8	<b>29.18</b> PB
2	1015	BALLARD Angela	AUS	6 JUN 1982	T53	5	<b>29.35</b> RR
3	1100	ZHOU Hongzhan	CHN	12 DEC 1988	T53	3	<b>29.40</b> PB
4	1404	GALLI Jessica	USA	1 DEC 1983	T53	4	<b>29.82</b>
5	1403	FORBER PRATT Anjali	USA	22 JUN 1984	T53	6	<b>30.27</b>
6	1020	DE ROZARIO Madison	AUS	24 NOV 1993	T53	7	<b>30.33</b> PB
7	1191	FORDJOUR Anita	GHA	20 MAR 1982	T53	9	<b>34.31</b> RR
8	1040	LEWIS Jessica Cooper	BER	3 APR 1993	T53	2	<b>34.76</b>

### Weather conditions

Temperature: 21 °C      Humidity: 39 %      Conditions: Sky Clear

### LEGEND

**PB** Personal Best      **RR** Regional Record



Olympic Stadium

THU 6 SEP 2012  
21:08

Athletics

Women's 200m — T53

Final



### Start List

<b>WORLD RECORD</b>	<b>28.93</b>	<b>GALLI Jessica</b>	USA	Indianapolis, IN (USA)	1 JUL 2012
<b>PARALYMPIC RECORD</b>	<b>29.17</b>	<b>HUANG Lisha</b>	CHN	Beijing (CHN)	15 SEP 2008

Lane	Bib	Name	NPC Code	Date of Birth	Sport Class	PB	SB	Result	Rank
2	1040	LEWIS Jessica Cooper	BER	3 APR 1993	T53	33.69	33.69		
3	1100	ZHOU Hongzhuan	CHN	12 DEC 1988	T53	30.35			
4	1404	GALLI Jessica	USA	1 DEC 1983	T53	28.93	28.93		
5	1015	BALLARD Angela	AUS	6 JUN 1982	T53	29.53	29.53		
6	1403	FORBER PRATT Anjali	USA	22 JUN 1984	T53	29.16	29.74		
7	1020	DE ROZARIO Madison	AUS	24 NOV 1993	T53	30.40	30.68		
8	1075	HUANG Lisha	CHN	10 SEP 1988	T53	29.74	30.73		
9	1191	FORDJOUR Anita	GHA	20 MAR 1982	T53	32.25	32.25		

<b>LEGEND</b>	
<b>PB</b>	Personal Best
<b>SB</b>	Season's Best



Olympic Stadium

TUE 4 SEP 2012  
21:15

Athletics

Women's 400m — T12

Final



## Results

### T12 Records

<b>WORLD RECORD</b>	53.67	EL HANNOUNI Assia	FRA	Athens (GRE)	27 SEP 2004
<b>PARALYMPIC RECORD</b>	53.67	EL HANNOUNI Assia	FRA	Athens (GRE)	27 SEP 2004

Rank	Bib	Name	NPC Code	Date of Birth	Sport Class	Lane	Reaction Time	Result
1	1137	EL HANNOUNI Assia	FRA	30 MAY 1981	T12	5	0.188	<b>55.39</b>
2	1385	BOTURCHUK Oxana	UKR	12 SEP 1984	T12	3	0.198	<b>55.69</b> PB
3	1272	VELASCO MALDONADO Daniela E.	MEX	24 AUG 1995	T12	1	0.245	<b>58.51</b>
		Guide FUENTES ORTIZ Jose Guadalupe	MEX	7 JUN 1990				
4	1049	GUILHERMINA Terezinha	BRA	3 OCT 1978	T11	8	0.222	<b>1:39.73</b>
		Guide SOARES de SANTANA Guilherme	BRA	9 AUG 1983				

### Weather conditions

Temperature: 24 °C

Humidity: 57 %

Conditions: Cloudy

### LEGEND

**PB** Personal Best



Olympic Stadium

TUE 4 SEP 2012  
21:13

Athletics

Women's 400m — T12

Final



### Start List

#### T12 Records

<b>WORLD RECORD</b>	<b>53.67</b>	<b>EL HANNOUNI Assia</b>	FRA	Athens (GRE)	27 SEP 2004
<b>PARALYMPIC RECORD</b>	<b>53.67</b>	<b>EL HANNOUNI Assia</b>	FRA	Athens (GRE)	27 SEP 2004

Lane	Bib	Name	NPC Code	Date of Birth	Sport Class	PB	SB	Result	Rank
1	1272	VELASCO MALDONADO Daniela E.	MEX	24 AUG 1995	T12	58.33	58.33		
		Guide FUENTES ORTIZ Jose Guadalupe	MEX	7 JUN 1990					
3	1385	BOTURCHUK Oxana	UKR	12 SEP 1984	T12	55.93	55.93		
5	1137	EL HANNOUNI Assia	FRA	30 MAY 1981	T12	55.04	55.04		
7	1049	GUILHERMINA Terezinha	BRA	3 OCT 1978	T11	57.16	57.80		
		Guide SOARES de SANTANA Guilherme	BRA	9 AUG 1983					

#### LEGEND

**PB** Personal Best                      **SB** Season's Best




Olympic Stadium

MON 3 SEP 2012

Athletics

Women's 400m — T12

Semifinals



## Results

REVISED  
3 SEP 12:32

## T12 Records

<b>WORLD RECORD</b>	<b>53.67</b>	<b>EL HANNOUNI Assia</b>	FRA	Athens (GRE)	27 SEP 2004
<b>PARALYMPIC RECORD</b>	<b>53.67</b>	<b>EL HANNOUNI Assia</b>	FRA	Athens (GRE)	27 SEP 2004

## SEMIFINAL 1/2

Start Time: 11:03

Rank	Bib	Name	NPC Code	Date of Birth	Sport Class	Lane	Reaction Time	Result	
1	1385	<b>BOTURCHUK Oxana</b>	UKR	12 SEP 1984	T12	5	0.185	<b>55.93</b>	<b>Q</b> PB
2	1049	<b>GUILHERMINA Terezinha</b>	BRA	3 OCT 1978	T11	7	0.249	<b>58.41</b>	<b>q</b>
		Guide SOARES de SANTANA Guilherme	BRA	9 AUG 1983					
3	1010	<b>SILVA Maria Gomes Da</b>	ANG	28 JAN 1992	T11	2	0.207	<b>1:02.20</b>	
		Guide ZONGO Albano Pedro	ANG	12 SEP 1984					
	1101	<b>ZHU Daqing</b>	CHN	25 FEB 1990	T12	4	F <sup>1</sup>	<b>DQ</b>	IPC 17.8
		Guide ZHANG Hui	CHN	15 JUN 1988					

## SEMIFINAL 2/2

Start Time: 11:10

Rank	Bib	Name	NPC Code	Date of Birth	Sport Class	Lane	Reaction Time	Result	
1	1137	<b>EL HANNOUNI Assia</b>	FRA	30 MAY 1981	T12	3	0.171	<b>55.50</b>	<b>Q</b>
2	1272	<b>VELASCO MALDONADO Daniela</b>	MEX	24 AUG 1995	T12	1	0.211	<b>58.86</b>	<b>q</b>
		Guide FUENTES ORTIZ Jose Guadalupe	MEX	7 JUN 1990					
3	1220	<b>STEFANINI Elisabetta</b>	ITA	19 JUN 1983	T12	5	0.191	<b>1:02.03</b>	
		Guide di MARCELLO Massimo	ITA	5 DEC 1963					
4	1123	<b>SEDLACKOVA Miroslava</b>	CZE	19 MAY 1977	T11	7	0.268	<b>1:02.18</b>	<b>PB</b>
		Guide PROCHAZKA Michal	CZE	22 SEP 1982					

Qualification: First in each heat (Q) and the next 2 fastest (q) advance to the Final.

## Weather conditions at the beginning of the 1st heat

Temperature: 17 °C Humidity: 82 % Conditions: Sunny

## NOTES

IPC 17.8 - False start individual event

## LEGEND

**DQ** Disqualified      **Fn** False start      **PB** Personal Best      **Q** Qualified by place  
**q** Qualified by time

Athlete 1220 has been reinstated by decision of the track referee.




Olympic Stadium

MON 3 SEP 2012

Athletics

Women's 400m — T12

Semifinals



## Start List

## T12 Records

<b>WORLD RECORD</b>	<b>53.67</b>	<b>EL HANNOUNI Assia</b>	FRA	Athens (GRE)	27 SEP 2004
<b>PARALYMPIC RECORD</b>	<b>53.67</b>	<b>EL HANNOUNI Assia</b>	FRA	Athens (GRE)	27 SEP 2004

## SEMIFINAL 1/2

Start Time: 11:03

Lane	Bib	Name	NPC Code	Date of Birth	Sport Class	PB	SB	Result	Rank
1	1010	SILVA Maria Gomes Da	ANG	28 JAN 1992	T11	1:01.78	1:01.78		
		Guide ZONGO Albano Pedro	ANG	12 SEP 1984					
3	1101	ZHU Daqing	CHN	25 FEB 1990	T12	57.20	59.58		
		Guide ZHANG Hui	CHN	15 JUN 1988					
5	1385	BOTURCHUK Oxana	UKR	12 SEP 1984	T12	56.84	57.30		
7	1049	GUILHERMINA Terezinha	BRA	3 OCT 1978	T11	57.16	57.80		
		Guide SOARES de SANTANA Guilherme	BRA	9 AUG 1983					

## SEMIFINAL 2/2

Start Time: 11:10


Lane	Bib	Name	NPC Code	Date of Birth	Sport Class	PB	SB	Result	Rank
1	1272	VELASCO MALDONADO Daniela E.	MEX	24 AUG 1995	T12	58.33	58.33		
		Guide FUENTES ORTIZ Jose Guadalupe	MEX	7 JUN 1990					
3	1137	EL HANNOUNI Assia	FRA	30 MAY 1981	T12	55.04	55.04		
5	1220	STEFANINI Elisabetta	ITA	19 JUN 1983	T12	1:01.47	1:01.47		
		Guide di MARCELLO Massimo	ITA	5 DEC 1963					
7	1123	SEDLACKOVA Miroslava	CZE	19 MAY 1977	T11	1:02.72	1:02.72		
		Guide PROCHAZKA Michal	CZE	22 SEP 1982					

Qualification: First in each heat and the next 2 fastest advance to the Final.

## LEGEND

**PB** Personal Best                      **SB** Season's Best





## Results

## T12 Records

<b>WORLD RECORD</b>	<b>53.67</b>	<b>EL HANNOUNI Assia</b>	FRA	Athens (GRE)	27 SEP 2004
<b>PARALYMPIC RECORD</b>	<b>53.67</b>	<b>EL HANNOUNI Assia</b>	FRA	Athens (GRE)	27 SEP 2004

## HEAT 1/4 Start Time: 12:14

Rank	Bib	Name	NPC Code	Date of Birth	Sport Class	Lane	Reaction Time	Result	
1	1137	<b>EL HANNOUNI Assia</b>	FRA	30 MAY 1981	T12	7	0.211	<b>55.04</b>	Q PB
2	1272	<b>VELASCO MALDONADO Daniela</b>	MEX	24 AUG 1995	T12	3	0.221	<b>58.33</b>	q PB
		Guide FUENTES ORTIZ Jose Guadalupe	MEX	7 JUN 1990					
3	1277	<b>MUCHAVO Maria Elisa</b>	MOZ	26 JUL 1992	T12	5	0.299	<b>1:03.68</b>	SB

## HEAT 2/4 Start Time: 12:20

Rank	Bib	Name	NPC Code	Date of Birth	Sport Class	Lane	Reaction Time	Result	
1	1385	<b>BOTURCHUK Oxana</b>	UKR	12 SEP 1984	T12	1	0.181	<b>57.30</b>	Q SB
2	1010	<b>SILVA Maria Gomes Da</b>	ANG	28 JAN 1992	T11	6	0.244	<b>1:01.78</b>	q PB
		Guide ZONGO Albano Pedro	ANG	12 SEP 1984					
	1240	<b>MWANGI Hanah Ngendo</b>	KEN	28 SEP 1986	T12	7		<b>DQ</b>	IPC 18.5
	1052	<b>SANTOS Jerusa Geber</b>	BRA	26 APR 1982	T11	4	F <sup>1</sup>	<b>DQ</b>	IPC 17.8
		Guide BARBOZA DA SILVA Luiz Henrique	BRA	25 MAR 1987					

## HEAT 3/4 Start Time: 12:26

Rank	Bib	Name	NPC Code	Date of Birth	Sport Class	Lane	Reaction Time	Result	
1	1220	<b>STEFANINI Elisabetta</b>	ITA	19 JUN 1983	T12	3	0.221	<b>1:02.57</b>	Q
		Guide di MARCELLO Massimo	ITA	5 DEC 1963					
2	1123	<b>SEDLACKOVA Miroslava</b>	CZE	19 MAY 1977	T11	5		<b>1:03.34</b>	q
		Guide PROCHAZKA Michal	CZE	22 SEP 1982					
3	1259	<b>CRUZ MONROY Casandra G.</b>	MEX	29 JUL 1994	T11	7		<b>1:05.10</b>	PB
		Guide BLANCAS GARCIA Jovan	MEX	12 JUN 1986					
4	1297	<b>TAYLOR Katherina</b>	PAN	4 OCT 1991	T11	2	0.181	<b>1:14.76</b>	SB
		Guide LOMBARDO Hugo	PAN	2 NOV 1960					

## HEAT 4/4 Start Time: 12:32

Rank	Bib	Name	NPC Code	Date of Birth	Sport Class	Lane	Reaction Time	Result	
1	1101	<b>ZHU Daqing</b>	CHN	25 FEB 1990	T12	8	0.191	<b>59.58</b>	Q SB
		Guide ZHANG Hui	CHN	15 JUN 1988					
2	1049	<b>GUILHERMINA Terezinha</b>	BRA	3 OCT 1978	T11	4	0.249	<b>1:00.01</b>	q
		Guide SOARES de SANTANA Guilherme	BRA	9 AUG 1983					
3	1009	<b>GICASO Esperanca</b>	ANG	2 JUL 1992	T11	6	0.193	<b>1:07.57</b>	PB
		Guide NETO Marcio Jose Fonseca	ANG	20 MAY 1989					

Qualification: First in each heat (Q) and the next 4 fastest (q) advance to the Semifinals.

## Weather conditions at the beginning of the 1st heat

Temperature: 15 °C Humidity: 86 % Conditions: Cloudy

## NOTES

IPC 17.8 - False start individual event  
IPC 18.5 - Athlete does not keep his lane from start to finish (except 18.6 (a) or (b))

## LEGEND

**DQ** Disqualified **F<sub>n</sub>** False start **PB** Personal Best **Q** Qualified by place  
**q** Qualified by time **SB** Season's Best




Olympic Stadium

SUN 2 SEP 2012

Athletics

Women's 400m — T12

Round 1



## Start List

<b>WORLD RECORD</b>	<b>53.67</b>	<b>EL HANNOUNI Assia</b>	FRA	Athens (GRE)	27 SEP 2004
<b>PARALYMPIC RECORD</b>	<b>53.67</b>	<b>EL HANNOUNI Assia</b>	FRA	Athens (GRE)	27 SEP 2004

## HEAT 1/4 Start Time: 12:14

Lane	Bib	Name	NPC Code	Date of Birth	Sport Class	PB	SB	Result	Rank
3	1272	VELASCO MALDONADO Daniela E.	MEX	24 AUG 1995	T12	58.89	58.89		
		Guide FUENTES ORTIZ Jose Guadalupe	MEX	7 JUN 1990					
5	1277	MUCHAVO Maria Elisa	MOZ	26 JUL 1992	T12	1:02.02	1:05.57		
7	1137	EL HANNOUNI Assia	FRA	30 MAY 1981	T12	56.04			

## HEAT 2/4 Start Time: 12:20

Lane	Bib	Name	NPC Code	Date of Birth	Sport Class	PB	SB	Result	Rank
1	1385	BOTURCHUK Oxana	UKR	12 SEP 1984	T12	56.84			
3	1052	SANTOS Jerusa Geber	BRA	26 APR 1982	T11	59.63	59.63		
		Guide BARBOZA DA SILVA Luiz Henrique	BRA	25 MAR 1987					
5	1010	SILVA Maria Gomes Da	ANG	28 JAN 1992	T11	1:04.28	1:04.28		
		Guide ZONGO Albano Pedro	ANG	12 SEP 1984					
7	1240	MWANGI Hanah Ngendo	KEN	28 SEP 1986	T12	1:01.50			

## HEAT 3/4 Start Time: 12:26

Lane	Bib	Name	NPC Code	Date of Birth	Sport Class	PB	SB	Result	Rank
1	1297	TAYLOR Katherina	PAN	4 OCT 1991	T11				
		Guide LOMBARDO Hugo	PAN	2 NOV 1960					
3	1220	STEFANINI Elisabetta	ITA	19 JUN 1983	T12	1:01.47	1:01.47		
		Guide di MARCELLO Massimo	ITA	5 DEC 1963					
5	1123	SEDLACKOVA Miroslava	CZE	19 MAY 1977	T11	1:02.72	1:02.72		
		Guide PROCHAZKA Michal	CZE	22 SEP 1982					
7	1259	CRUZ MONROY Casandra Guadalupe	MEX	29 JUL 1994	T11	1:05.67			
		Guide BLANCAS GARCIA Jovan	MEX	12 JUN 1986					

## HEAT 4/4 Start Time: 12:32

Lane	Bib	Name	NPC Code	Date of Birth	Sport Class	PB	SB	Result	Rank
3	1049	GUILHERMINA Terezinha	BRA	3 OCT 1978	T11	57.16	57.80		
		Guide SOARES de SANTANA Guilherme	BRA	9 AUG 1983					
5	1009	GICASO Esperanca	ANG	2 JUL 1992	T11	1:08.48	1:08.48		
		Guide NETO Marcio Jose Fonseca	ANG	20 MAY 1989					
7	1101	ZHU Daqing	CHN	25 FEB 1990	T12	57.20			
		Guide ZHANG Hui	CHN	15 JUN 1988					

Qualification: First in each heat and the next 4 fastest advance to the Semifinals.

## LEGEND

**PB** Personal Best      **SB** Season's Best



Olympic Stadium

MON 3 SEP 2012  
19:00

Athletics

Women's 400m — T13

Final



## Results

<b>WORLD RECORD</b>	<b>54.46</b>	<b>RUNYAN Marla</b>	USA	Los Angeles, CA (USA)	3 JAN 1995
<b>PARALYMPIC RECORD</b>	<b>55.56</b>	<b>BENHAMA Sanaa</b>	MAR	Beijing (CHN)	12 SEP 2008

Rank	Bib	Name	NPC Code	Date of Birth	Sport Class	Lane	Reaction Time	Result
1	1118	<b>DURAND Omara</b>	CUB	26 NOV 1991	T13	8	0.176	<b>55.12</b> PR
2	1367	<b>BOUSAID Somaya</b>	TUN	5 MAY 1980	T13	7	0.242	<b>56.83</b> SB
3	1193	<b>DIMOGLOU Alexandra</b>	GRE	15 DEC 1981	T13	5	0.188	<b>56.91</b> PB
4	1139	<b>KEITA Nantenin</b>	FRA	5 NOV 1984	T13	3	0.156	<b>57.64</b> SB
5	1386	<b>GLIEBOVA Olena</b>	UKR	19 JAN 1981	T13	4	0.272	<b>58.44</b> PB
6	1301	<b>DUZIKOWSKA Anna</b>	POL	20 SEP 1993	T13	6	0.198	<b>1:03.33</b> PB
7	1055	<b>SOARES Viviane</b>	BRA	14 MAY 1996	T13	2	0.183	<b>1:05.96</b> PB
	1054	<b>SILVA Joana Helena</b>	BRA	16 FEB 1963	T13	1	0.209	<b>DNF</b>
	1384	<b>AKULLO Christine</b>	UGA	23 JUN 1990	T13	9		<b>DNS</b>

### Weather conditions

Temperature: 17 °C      Humidity: 82 %      Conditions: Sunny

### LEGEND

<b>DNF</b>	Did Not Finish	<b>DNS</b>	Did Not Start	<b>PB</b>	Personal Best	<b>PR</b>	Paralympic Record
<b>SB</b>	Season's Best						




Olympic Stadium

MON 3 SEP 2012  
19:00

Athletics

Women's 400m — T13

Final



### Start List

<b>WORLD RECORD</b>	<b>54.46</b>	<b>RUNYAN Marla</b>	USA	Los Angeles, CA (USA)	3 JAN 1995
<b>PARALYMPIC RECORD</b>	<b>55.56</b>	<b>BENHAMA Sanaa</b>	MAR	Beijing (CHN)	12 SEP 2008

Lane	Bib	Name	NPC Code	Date of Birth	Sport Class	PB	SB	Result	Rank
1	1054	SILVA Joana Helena	BRA	16 FEB 1963	T13	1:03.13	1:04.63		
2	1055	SOARES Viviane	BRA	14 MAY 1996	T13	1:06.10	1:06.29		
3	1139	KEITA Nantenin	FRA	5 NOV 1984	T13	56.39	1:00.58		
4	1386	GLIEBOVA Olena	UKR	19 JAN 1981	T13	59.22	59.22		
5	1193	DIMOGLOU Alexandra	GRE	15 DEC 1981	T13	58.47	58.47		
6	1301	DUZIKOWSKA Anna	POL	20 SEP 1993	T13	1:03.74	1:03.74		
7	1367	BOUSAID Somaya	TUN	5 MAY 1980	T13	56.77			
8	1118	DURAND Omara	CUB	26 NOV 1991	T13	54.87			
9	1384	AKULLO Christine	UGA	23 JUN 1990	T13	1:04.46			

**LEGEND**

**PB** Personal Best                      **SB** Season's Best



Olympic Stadium

SAT 8 SEP 2012  
11:48

Athletics

Women's 400m — T37

Final



## Results

<b>WORLD RECORD</b>	<b>1:04.79</b>	<b>McINTOSH Lisa</b>	AUS	Sydney, NSW (AUS)	23 OCT 2000
<b>PARALYMPIC RECORD</b>	<b>1:04.79</b>	<b>McINTOSH Lisa</b>	AUS	Sydney, NSW (AUS)	23 OCT 2000

Rank	Bib	Name	NPC Code	Date of Birth	Sport Class	Lane	Result
1	1364	<b>BAHI Neda</b>	TUN	1 JAN 1992	T37	4	<b>1:05.86</b> RR
2	1389	<b>KRAVCHENKO Viktoriya</b>	UKR	18 JAN 1979	T37	5	<b>1:07.32</b> RR
3	1337	<b>TRUSHNIKOVA Evgeniya</b>	RUS	23 FEB 1985	T37	6	<b>1:07.35</b> PB
4	1395	<b>SNISAR Maryna</b>	UKR	16 AUG 1983	T37	7	<b>1:08.86</b>
5	1178	<b>HAUSBERGER Maike</b>	GER	9 JAN 1995	T37	9	<b>1:10.45</b> PB
6	1022	<b>ELKINGTON Jodi</b>	AUS	17 MAY 1993	T37	2	<b>1:11.49</b>
7	1176	<b>FOERDER Isabelle</b>	GER	7 JUL 1979	T37	3	<b>1:13.47</b>
8	1329	<b>OVSYANNIKOVA Anastasiya</b>	RUS	20 OCT 1988	T37	8	<b>1:17.28</b>

### Weather conditions

Temperature: 16 °C      Humidity: 64 %      Conditions: Sunny

### LEGEND

**PB** Personal Best      **RR** Regional Record



Olympic Stadium

SAT 8 SEP 2012  
11:48

Athletics

Women's 400m — T37

Final



## Start List

<b>WORLD RECORD</b>	<b>1:04.79</b>	<b>McINTOSH Lisa</b>	AUS	Sydney, NSW (AUS)	23 OCT 2000
<b>PARALYMPIC RECORD</b>	<b>1:04.79</b>	<b>McINTOSH Lisa</b>	AUS	Sydney, NSW (AUS)	23 OCT 2000

Lane	Bib	Name	NPC Code	Date of Birth	Sport Class	PB	SB	Result	Rank
2	1022	ELKINGTON Jodi	AUS	17 MAY 1993	T37	1:09.90	1:09.90		
3	1176	FOERDER Isabelle	GER	7 JUL 1979	T37	1:11.95	1:11.95		
4	1364	BAHI Neda	TUN	1 JAN 1992	T37	1:07.49	1:07.49		
5	1389	KRAVCHENKO Viktoriya	UKR	18 JAN 1979	T37	1:09.26	1:09.66		
6	1337	TRUSHNIKOVA Evgeniya	RUS	23 FEB 1985	T37	1:08.35	1:08.35		
7	1395	SNISAR Maryna	UKR	16 AUG 1983	T37	1:07.90	1:07.90		
8	1329	OVSYANNIKOVA Anastasiya	RUS	20 OCT 1988	T37	1:09.93	1:09.93		
9	1178	HAUSBERGER Maïke	GER	9 JAN 1995	T37	1:10.59	1:10.59		

### LEGEND

**PB** Personal Best                      **SB** Season's Best




Olympic Stadium

THU 6 SEP 2012

Athletics

Women's 400m — T37

Round 1



## Results

REVISED  
6 SEP 11:19

<b>WORLD RECORD</b>	<b>1:04.79</b>	<b>McINTOSH Lisa</b>	AUS	Sydney, NSW (AUS)	23 OCT 2000
<b>PARALYMPIC RECORD</b>	<b>1:04.79</b>	<b>McINTOSH Lisa</b>	AUS	Sydney, NSW (AUS)	23 OCT 2000

HEAT 1/2 Start Time: 10:44

Rank	Bib	Name	NPC Code	Date of Birth	Sport Class	Lane	Result	
1	1364	BAHI Neda	TUN	1 JAN 1992	T37	6	1:07.49	Q PB
2	1389	KRAVCHENKO Viktoriya	UKR	18 JAN 1979	T37	3	1:09.66	Q =SB
3	1329	OVSYANNIKOVA Anastasiya	RUS	20 OCT 1988	T37	5	1:10.12	Q
4	1022	ELKINGTON Jodi	AUS	17 MAY 1993	T37	7	1:11.12	q
5	1176	FOERDER Isabelle	GER	7 JUL 1979	T37	4	1:11.95	q PB

HEAT 2/2 Start Time: 10:51

Rank	Bib	Name	NPC Code	Date of Birth	Sport Class	Lane	Result	
1	1395	SNISAR Maryna	UKR	16 AUG 1983	T37	3	1:08.84	Q
2	1337	TRUSHNIKOVA Evgeniya	RUS	23 FEB 1985	T37	5	1:09.30	Q
3	1178	HAUSBERGER Maike	GER	9 JAN 1995	T37	7	1:10.59	Q PB
4	1138	FRANCOIS-ELIE Mandy	FRA	27 SEP 1989	T37	6	1:16.29	
5	1066	ROBINSON Leah	CAN	7 NOV 1993	T37	8	1:16.94	
	1185	SEIFERT Maria	GER	15 MAY 1991	T37	4	DNS	

Qualification: First 3 in each heat (Q) and the next 2 fastest (q) advance to the Final.

## Weather conditions at the beginning of the 1st heat

Temperature: 18 °C Humidity: 83 % Conditions: Sunny

<b>LEGEND</b>							
=SB	Equal Season Best	DNS	Did Not Start	PB	Personal Best	Q	Qualified by place
q	Qualified by time						

Athlete 1389 has been reinstated by decision of the track referee.



Olympic Stadium

THU 6 SEP 2012

Athletics

Women's 400m — T37

Round 1



## Start List

<b>WORLD RECORD</b>	<b>1:04.79</b>	<b>McINTOSH Lisa</b>	AUS	Sydney, NSW (AUS)	23 OCT 2000
<b>PARALYMPIC RECORD</b>	<b>1:04.79</b>	<b>McINTOSH Lisa</b>	AUS	Sydney, NSW (AUS)	23 OCT 2000

## HEAT 1/2 Start Time: 10:44

Lane	Bib	Name	NPC Code	Date of Birth	Sport Class	PB	SB	Result	Rank
3	1389	KRAVCHENKO Viktoriya	UKR	18 JAN 1979	T37	1:09.26			
4	1176	FOERDER Isabelle	GER	7 JUL 1979	T37	1:12.63	1:12.63		
5	1329	OVSYANNIKOVA Anastasiya	RUS	20 OCT 1988	T37	1:09.93	1:09.93		
6	1364	BAHI Neda	TUN	1 JAN 1992	T37	1:07.72	1:07.72		
7	1022	ELKINGTON Jodi	AUS	17 MAY 1993	T37	1:09.90	1:09.90		

## HEAT 2/2 Start Time: 10:51

Lane	Bib	Name	NPC Code	Date of Birth	Sport Class	PB	SB	Result	Rank
3	1395	SNISAR Maryna	UKR	16 AUG 1983	T37	1:07.90	1:07.90		
4	1185	SEIFERT Maria	GER	15 MAY 1991	T37	1:15.79	1:15.79		
5	1337	TRUSHNIKOVA Evgeniya	RUS	23 FEB 1985	T37	1:08.35	1:08.35		
6	1138	FRANCOIS-ELIE Mandy	FRA	27 SEP 1989	T37	1:13.64	1:13.64		
7	1178	HAUSBERGER Maike	GER	9 JAN 1995	T37	1:11.28	1:11.28		
8	1066	ROBINSON Leah	CAN	7 NOV 1993	T37	1:10.81	1:10.81		

Qualification: First 3 in each heat and the next 2 fastest advance to the Final.

## LEGEND

**PB** Personal Best                      **SB** Season's Best





Olympic Stadium

SAT 8 SEP 2012  
20:04

Athletics

Women's 400m — T46

Final



## Results

<b>WORLD RECORD</b>	<b>55.99</b>	<b>MORAMA Tshotlego</b>	BOT	Athens (GRE)	24 SEP 2004
<b>PARALYMPIC RECORD</b>	<b>55.99</b>	<b>MORAMA Tshotlego</b>	BOT	Athens (GRE)	24 SEP 2004

Rank	Bib	Name	NPC Code	Date of Birth	Sport Class	Lane	Result
1	1117	CASTILLO Yunidis	CUB	6 JUN 1987	T46	4	<b>55.72</b> WR
2	1316	LIEBENBERG Anrune	RSA	3 NOV 1992	T46	5	<b>56.65</b> PB
3	1302	FIODOROW Alicja	POL	22 MAY 1985	T46	2	<b>58.48</b> PB
4	1090	WANG Yanping	CHN	22 NOV 1993	T46	8	<b>1:01.33</b> SB
5	1328	MOGUCHAYA Alexandra	RUS	18 AUG 1990	T46	6	<b>1:02.11</b> PB
6	1134	AZENAW Yengus Dese	ETH	4 JUL 1992	T46	7	<b>1:04.93</b> PB
	1170	CANDE Ussumane	GBS	14 JUN 1988	T46	3	<b>DNS</b>

### Weather conditions

Temperature: 27 °C

Humidity: 25 %

Conditions: Partly cloudy

### LEGEND

<b>DNS</b>	Did Not Start	<b>PB</b>	Personal Best	<b>SB</b>	Season's Best	<b>WR</b>	World Record
------------	---------------	-----------	---------------	-----------	---------------	-----------	--------------



Olympic Stadium

SAT 8 SEP 2012  
20:04

Athletics

Women's 400m — T46

Final



### Start List

<b>WORLD RECORD</b>	<b>55.99</b>	<b>MORAMA Tshotlego</b>	BOT	Athens (GRE)	24 SEP 2004
<b>PARALYMPIC RECORD</b>	<b>55.99</b>	<b>MORAMA Tshotlego</b>	BOT	Athens (GRE)	24 SEP 2004

Lane	Bib	Name	NPC Code	Date of Birth	Sport Class	PB	SB	Result	Rank
2	1302	FIODOROW Alicja	POL	22 MAY 1985	T46	1:01.27			
3	1170	CANDE Ussumane	GBS	14 JUN 1988	T46				
4	1117	CASTILLO Yunidis	CUB	6 JUN 1987	T46	57.67			
5	1316	LIEBENBERG Anrune	RSA	3 NOV 1992	T46	58.09	58.09		
6	1328	MOGUCHAYA Alexandra	RUS	18 AUG 1990	T46	1:02.30	1:02.30		
7	1134	AZENAW Yengus Dese	ETH	4 JUL 1992	T46	1:07.43	1:07.43		
8	1090	WANG Yanping	CHN	22 NOV 1993	T46	59.15			

<b>LEGEND</b>	
<b>PB</b>	Personal Best
<b>SB</b>	Season's Best



Olympic Stadium

SAT 8 SEP 2012  
21:42

Athletics

Women's 400m — T53

Final



## Results

<b>WORLD RECORD</b>	<b>54.88</b>	<b>GALLI Jessica</b>	USA	Beijing (CHN)	10 SEP 2008
<b>PARALYMPIC RECORD</b>	<b>54.88</b>	<b>GALLI Jessica</b>	USA	Beijing (CHN)	10 SEP 2008

Rank	Bib	Name	NPC Code	Date of Birth	Sport Class	Lane	Result
1	1100	ZHOU Hongzhan	CHN	12 DEC 1988	T53	8	<b>55.47</b> PB
2	1015	BALLARD Angela	AUS	6 JUN 1982	T53	4	<b>56.06</b> RR
3	1075	HUANG Lisha	CHN	10 SEP 1988	T53	2	<b>56.87</b> PB
4	1415	REILLY Shirley	USA	29 MAY 1985	T53	7	<b>57.18</b>
5	1404	GALLI Jessica	USA	1 DEC 1983	T53	6	<b>57.56</b>
6	1020	DE ROZARIO Madison	AUS	24 NOV 1993	T53	5	<b>58.42</b>
7	1403	FORBER PRATT Anjali	USA	22 JUN 1984	T53	9	<b>59.34</b>
8	1040	LEWIS Jessica Cooper	BER	3 APR 1993	T53	3	<b>1:08.88</b>

### Weather conditions

Temperature: 27 °C

Humidity: 25 %

Conditions: Partly cloudy

### LEGEND

**PB** Personal Best      **RR** Regional Record




Olympic Stadium

SAT 8 SEP 2012  
21:42

Athletics

Women's 400m — T53

Final



## Start List

<b>WORLD RECORD</b>	<b>54.88</b>	<b>GALLI Jessica</b>	USA	Beijing (CHN)	10 SEP 2008
<b>PARALYMPIC RECORD</b>	<b>54.88</b>	<b>GALLI Jessica</b>	USA	Beijing (CHN)	10 SEP 2008

Lane	Bib	Name	NPC Code	Date of Birth	Sport Class	PB	SB	Result	Rank
2	1075	HUANG Lisha	CHN	10 SEP 1988	T53	57.56			
3	1040	LEWIS Jessica Cooper	BER	3 APR 1993	T53	1:06.12	1:06.12		
4	1015	BALLARD Angela	AUS	6 JUN 1982	T53	55.88	55.88		
5	1020	DE ROZARIO Madison	AUS	24 NOV 1993	T53	56.87	56.87		
6	1404	GALLI Jessica	USA	1 DEC 1983	T53	56.00	56.00		
7	1415	REILLY Shirley	USA	29 MAY 1985	T53	55.27	55.27		
8	1100	ZHOU Hongzhuan	CHN	12 DEC 1988	T53	56.97	57.25		
9	1403	FORBER PRATT Anjali	USA	22 JUN 1984	T53	56.40	56.90		

### LEGEND

**PB** Personal Best                      **SB** Season's Best



Olympic Stadium

MON 3 SEP 2012  
20:54

Athletics

Women's 400m — T54

Final



## Results

<b>WORLD RECORD</b>	<b>51.91</b>	<b>PETITCLERC Chantal</b>	CAN	Athens (GRE)	25 SEP 2004
<b>PARALYMPIC RECORD</b>	<b>51.91</b>	<b>PETITCLERC Chantal</b>	CAN	Athens (GRE)	25 SEP 2004

Rank	Bib	Name	NPC Code	Date of Birth	Sport Class	Lane	Result
1	1410	<b>McFADDEN Tatyana</b>	USA	21 APR 1989	T54	7	<b>52.97</b> PB
2	1074	<b>DONG Hongjiao</b>	CHN	28 APR 1986	T54	4	<b>55.43</b> RR
3	1353	<b>WOLF Edith</b>	SUI	30 JUL 1972	T54	9	<b>56.25</b> SB
4	1102	<b>ZOU Lihong</b>	CHN	26 FEB 1984	T54	5	<b>56.57</b>
5	1067	<b>ROY Diane</b>	CAN	9 JAN 1971	T54	6	<b>56.60</b>
6	1136	<b>KOTAJA Amanda</b>	FIN	3 JAN 1995	T54	8	<b>57.35</b> PB
7	1352	<b>SCHAER Manuela</b>	SUI	5 DEC 1984	T54	2	<b>57.57</b>
8	1359	<b>WALLENGREN Gunilla</b>	SWE	2 MAY 1979	T54	3	<b>58.74</b>

### Weather conditions

Temperature: 25 °C      Humidity: 39 %      Conditions: Sky Clear

### LEGEND

**PB** Personal Best      **RR** Regional Record      **SB** Season's Best



Olympic Stadium

MON 3 SEP 2012  
20:54

Athletics

Women's 400m — T54

Final



## Start List

<b>WORLD RECORD</b>	<b>51.91</b>	<b>PETITCLERC Chantal</b>	CAN	Athens (GRE)	25 SEP 2004
<b>PARALYMPIC RECORD</b>	<b>51.91</b>	<b>PETITCLERC Chantal</b>	CAN	Athens (GRE)	25 SEP 2004

Lane	Bib	Name	NPC Code	Date of Birth	Sport Class	PB	SB	Result	Rank
2	1352	SCHAER Manuela	SUI	5 DEC 1984	T54	56.21	56.21		
3	1359	WALLENGREN Gunilla	SWE	2 MAY 1979	T54	58.12	58.24		
4	1074	DONG Hongjiao	CHN	28 APR 1986	T54	56.19	56.19		
5	1102	ZOU Lihong	CHN	26 FEB 1984	T54	56.23	56.23		
6	1067	ROY Diane	CAN	9 JAN 1971	T54	54.72	55.77		
7	1410	McFADDEN Tatyana	USA	21 APR 1989	T54	53.95	53.95		
8	1136	KOTAJA Amanda	FIN	3 JAN 1995	T54	58.06	58.06		
9	1353	WOLF Edith	SUI	30 JUL 1972	T54	55.08	56.35		

### LEGEND

**PB** Personal Best                      **SB** Season's Best




Olympic Stadium

MON 3 SEP 2012

Athletics

Women's 400m — T54

Round 1



## Results

<b>WORLD RECORD</b>	<b>51.91</b>	<b>PETITCLERC Chantal</b>	CAN	Athens (GRE)	25 SEP 2004
<b>PARALYMPIC RECORD</b>	<b>51.91</b>	<b>PETITCLERC Chantal</b>	CAN	Athens (GRE)	25 SEP 2004

HEAT 1/2		Start Time: 11:18						
Rank	Bib	Name	NPC Code	Date of Birth	Sport Class	Lane	Result	
1	1102	ZOU Lihong	CHN	26 FEB 1984	T54	5	<b>56.23</b>	Q PB
2	1067	ROY Diane	CAN	9 JAN 1971	T54	6	<b>57.11</b>	Q
3	1136	KOTAJA Amanda	FIN	3 JAN 1995	T54	2	<b>58.06</b>	Q PB
4	1359	WALLENGREN Gunilla	SWE	2 MAY 1979	T54	8	<b>58.24</b>	q SB
5	1417	SCHWAB Christina	USA	31 JUL 1980	T54	4	<b>59.06</b>	
6	1155	JONES Jade	GBR	4 JAN 1996	T54	3	<b>59.14</b>	
7	1351	KELLER Patricia	SUI	26 SEP 1989	T54	7	<b>1:01.74</b>	SB

HEAT 2/2		Start Time: 11:24						
Rank	Bib	Name	NPC Code	Date of Birth	Sport Class	Lane	Result	
1	1410	McFADDEN Tatyana	USA	21 APR 1989	T54	2	<b>53.95</b>	Q PB
2	1074	DONG Hongjiao	CHN	28 APR 1986	T54	7	<b>56.19</b>	Q PB
3	1353	WOLF Edith	SUI	30 JUL 1972	T54	8	<b>56.35</b>	Q SB
4	1352	SCHAER Manuela	SUI	5 DEC 1984	T54	4	<b>57.47</b>	q
5	1419	WEBER Amberlynn	USA	27 OCT 1993	T54	5	<b>1:02.28</b>	
6	1128	MAIBOLL Marianne	DEN	18 JUL 1977	T54	6	<b>1:02.35</b>	SB
7	1258	BATAZ Yazmith	MEX	15 APR 1972	T54	3	<b>1:04.81</b>	

Qualification: First 3 in each heat (Q) and the next 2 fastest (q) advance to the Final.

## Weather conditions at the beginning of the 1st heat

Temperature: 17 °C Humidity: 82 % Conditions: Sunny

LEGEND							
<b>PB</b>	Personal Best	<b>Q</b>	Qualified by place	<b>q</b>	Qualified by time	<b>SB</b>	Season's Best




Olympic Stadium

MON 3 SEP 2012

Athletics

Women's 400m — T54

Round 1



### Start List

<b>WORLD RECORD</b>	<b>51.91</b>	<b>PETITCLERC Chantal</b>	CAN	Athens (GRE)	25 SEP 2004
<b>PARALYMPIC RECORD</b>	<b>51.91</b>	<b>PETITCLERC Chantal</b>	CAN	Athens (GRE)	25 SEP 2004

HEAT 1/2 Start Time: 11:18

Lane	Bib	Name	NPC Code	Date of Birth	Sport Class	PB	SB	Result	Rank
2	1136	KOTAJA Amanda	FIN	3 JAN 1995	T54	58.40	58.40		
3	1155	JONES Jade	GBR	4 JAN 1996	T54	55.91	55.91		
4	1417	SCHWAB Christina	USA	31 JUL 1980	T54	57.10	57.10		
5	1102	ZOU Lihong	CHN	26 FEB 1984	T54	59.34			
6	1067	ROY Diane	CAN	9 JAN 1971	T54	54.72	55.77		
7	1351	KELLER Patricia	SUI	26 SEP 1989	T54	1:00.01	1:02.14		
8	1359	WALLENGREN Gunilla	SWE	2 MAY 1979	T54	58.12	1:00.15		

HEAT 2/2 Start Time: 11:24

Lane	Bib	Name	NPC Code	Date of Birth	Sport Class	PB	SB	Result	Rank
2	1410	McFADDEN Tatyana	USA	21 APR 1989	T54	54.00	54.00		
3	1258	BATAZ Yazmith	MEX	15 APR 1972	T54	58.61	58.61		
4	1352	SCHAER Manuela	SUI	5 DEC 1984	T54	56.21	56.21		
5	1419	WEBER Amberlynn	USA	27 OCT 1993	T54	58.99	58.99		
6	1128	MAIBOLL Marianne	DEN	18 JUL 1977	T54	59.29	1:02.47		
7	1074	DONG Hongjiao	CHN	28 APR 1986	T54	59.10			
8	1353	WOLF Edith	SUI	30 JUL 1972	T54	55.08	56.93		

Qualification: First 3 in each heat and the next 2 fastest advance to the Final.

LEGEND

**PB** Personal Best      **SB** Season's Best





Olympic Stadium

WED 5 SEP 2012  
20:12

Athletics

Women's 800m — T53

Final



## Results

<b>WORLD RECORD</b>	<b>1:49.82</b>	<b>GALLI Jessica</b>	USA	Atlanta, GA (USA)	29 JUN 2007
<b>PARALYMPIC RECORD</b>	<b>1:55.12</b>	<b>GREY-THOMPSON Tanni</b>	GBR	Atlanta, GA (USA)	19 AUG 1996

Rank	Bib	Name	NPC Code	Date of Birth	Sport Class	Lane	Result
1	1100	ZHOU Hongzhuan	CHN	12 DEC 1988	T53	8	<b>1:52.85</b> PR,RR
2	1075	HUANG Lisha	CHN	10 SEP 1988	T53	2	<b>1:53.10</b> PB
3	1404	GALLI Jessica	USA	1 DEC 1983	T53	3	<b>1:53.12</b>
4	1020	DE ROZARIO Madison	AUS	24 NOV 1993	T53	6	<b>1:53.65</b>
5	1015	BALLARD Angela	AUS	6 JUN 1982	T53	5	<b>1:53.80</b>
6	1415	REILLY Shirley	USA	29 MAY 1985	T53	4	<b>1:54.18</b>
7	1411	McGRORY Amanda	USA	9 JUN 1986	T53	7	<b>1:54.48</b>

<b>Intermediate Times</b>	<b>400m</b>	58.64	1015	BALLARD Angela (AUS)
	<b>600m</b>	1:25.10	1100	ZHOU Hongzhuan (CHN)

### Weather conditions

Temperature: 20 °C      Humidity: 42 %      Conditions: Sunny

<b>LEGEND</b>	<b>PB</b> Personal Best	<b>PR</b> Paralympic Record	<b>RR</b> Regional Record
---------------	-------------------------	-----------------------------	---------------------------



Olympic Stadium

WED 5 SEP 2012  
20:12

Athletics

Women's 800m — T53

Final



### Start List

**REVISED**  
4 SEP 19:45

<b>WORLD RECORD</b>	<b>1:49.82</b>	<b>GALLI Jessica</b>	USA	Atlanta, GA (USA)	29 JUN 2007
<b>PARALYMPIC RECORD</b>	<b>1:55.12</b>	<b>GREY-THOMPSON Tanni</b>	GBR	Atlanta, GA (USA)	19 AUG 1996

Lane	Bib	Name	NPC Code	Date of Birth	Sport Class	PB	SB	Result	Rank
2	1075	HUANG Lisha	CHN	10 SEP 1988	T53	1:53.76	1:53.76		
3	1404	GALLI Jessica	USA	1 DEC 1983	T53	1:51.97	1:51.97		
4	1415	REILLY Shirley	USA	29 MAY 1985	T53	1:51.41	1:51.41		
5	1015	BALLARD Angela	AUS	6 JUN 1982	T53	1:51.70	1:51.70		
6	1020	DE ROZARIO Madison	AUS	24 NOV 1993	T53	1:51.53	1:51.53		
7	1411	McGRORY Amanda	USA	9 JUN 1986	T53	1:51.80	1:51.80		
8	1100	ZHOU Hongzhuan	CHN	12 DEC 1988	T53	1:53.32	1:53.35		

**LEGEND**

**PB** Personal Best                      **SB** Season's Best

revised due to updated schedule






Olympic Stadium

WED 5 SEP 2012  
21:44

Athletics

Women's 800m — T54

Final



## Results

<b>WORLD RECORD</b>	<b>1:45.19</b>	<b>PETITCLERC Chantal</b>	CAN	Beijing (CHN)	14 SEP 2008
<b>PARALYMPIC RECORD</b>	<b>1:45.19</b>	<b>PETITCLERC Chantal</b>	CAN	Beijing (CHN)	14 SEP 2008

Rank	Bib	Name	NPC Code	Date of Birth	Sport Class	Lane	Result
1	1410	<b>McFADDEN Tatyana</b>	USA	21 APR 1989	T54	4	<b>1:47.01</b>
2	1353	<b>WOLF Edith</b>	SUI	30 JUL 1972	T54	7	<b>1:49.87</b> SB
3	1102	<b>ZOU Lihong</b>	CHN	26 FEB 1984	T54	8	<b>1:50.31</b> PB
4	1074	<b>DONG Hongjiao</b>	CHN	28 APR 1986	T54	9	<b>1:50.62</b> PB
5	1352	<b>SCHAER Manuela</b>	SUI	5 DEC 1984	T54	6	<b>1:50.90</b>
6	1082	<b>LIU Wenjun</b>	CHN	5 MAY 1985	T54	5	<b>1:51.34</b>
7	1067	<b>ROY Diane</b>	CAN	9 JAN 1971	T54	2	<b>1:54.90</b>
8	1019	<b>DAWES Christie</b>	AUS	3 MAY 1980	T54	3	<b>1:58.77</b>

<b>Intermediate Times</b>	<b>400m</b>	54.39	1410	McFADDEN Tatyana (USA)
	<b>600m</b>	1:20.64	1410	McFADDEN Tatyana (USA)

### Weather conditions

Temperature: 18 °C      Humidity: 52 %      Conditions: Sky Clear

### LEGEND

**PB** Personal Best      **SB** Season's Best




Olympic Stadium

WED 5 SEP 2012  
21:44

Athletics

Women's 800m — T54

Final



### Start List

**REVISED**  
4 SEP 19:54

<b>WORLD RECORD</b>	<b>1:45.19</b>	<b>PETITCLERC Chantal</b>	CAN	Beijing (CHN)	14 SEP 2008
<b>PARALYMPIC RECORD</b>	<b>1:45.19</b>	<b>PETITCLERC Chantal</b>	CAN	Beijing (CHN)	14 SEP 2008

Lane	Bib	Name	NPC Code	Date of Birth	Sport Class	PB	SB	Result	Rank
2	1067	ROY Diane	CAN	9 JAN 1971	T54	1:48.07	1:54.43		
3	1019	DAWES Christie	AUS	3 MAY 1980	T54	1:56.05	1:56.14		
4	1410	McFADDEN Tatyana	USA	21 APR 1989	T54	1:46.97	1:46.97		
5	1082	LIU Wenjun	CHN	5 MAY 1985	T54	1:48.49	1:48.49		
6	1352	SCHAER Manuela	SUI	5 DEC 1984	T54	1:49.66	1:49.66		
7	1353	WOLF Edith	SUI	30 JUL 1972	T54	1:49.85	1:50.54		
8	1102	ZOU Lihong	CHN	26 FEB 1984	T54	1:52.56	1:52.56		
9	1074	DONG Hongjiao	CHN	28 APR 1986	T54	1:53.33	1:53.33		

<b>LEGEND</b>
<b>PB</b> Personal Best <b>SB</b> Season's Best

Lanes corrected.




Olympic Stadium

TUE 4 SEP 2012

Athletics

Women's 800m — T54

Round 1



## Results

<b>WORLD RECORD</b>	<b>1:45.19</b>	<b>PETITCLERC Chantal</b>	CAN	Beijing (CHN)	14 SEP 2008
<b>PARALYMPIC RECORD</b>	<b>1:45.19</b>	<b>PETITCLERC Chantal</b>	CAN	Beijing (CHN)	14 SEP 2008

HEAT 1/3 Start Time: 10:12

Rank	Bib	Name	NPC Code	Date of Birth	Sport Class	Lane	Result	
1	1410	McFADDEN Tatyana	USA	21 APR 1989	T54	3	<b>1:47.66</b>	Q
2	1082	LIU Wenjun	CHN	5 MAY 1985	T54	8	<b>1:48.49</b>	Q RR
3	1067	ROY Diane	CAN	9 JAN 1971	T54	7	<b>1:55.95</b>	q
4	1019	DAWES Christie	AUS	3 MAY 1980	T54	2	<b>1:56.14</b>	q SB
5	1155	JONES Jade	GBR	4 JAN 1996	T54	6	<b>1:56.16</b>	
6	1350	HELBLING Alexandra	SUI	25 OCT 1993	T54	4	<b>1:56.49</b>	
	1146	NYANG Isatou	GAM	3 JUL 1984	T54	5	<b>DQ</b>	IPC 18.5
Intermediate Times		400m	54.80	1410	McFADDEN Tatyana (USA)			
		600m	1:21.26	1410	McFADDEN Tatyana (USA)			

HEAT 2/3 Start Time: 10:21

Rank	Bib	Name	NPC Code	Date of Birth	Sport Class	Lane	Result	
1	1102	ZOU Lihong	CHN	26 FEB 1984	T54	4	<b>1:56.36</b>	Q
2	1352	SCHAER Manuela	SUI	5 DEC 1984	T54	2	<b>1:56.60</b>	Q
3	1359	WALLEGREN Gunilla	SWE	2 MAY 1979	T54	3	<b>1:57.14</b>	
4	1064	FRIE Keira-Lyn	CAN	16 AUG 1987	T54	8	<b>1:57.23</b>	
5	1417	SCHWAB Christina	USA	31 JUL 1980	T54	7	<b>1:57.51</b>	
6	1136	KOTAJA Amanda	FIN	3 JAN 1995	T54	6	<b>2:00.73</b>	PB
	1278	MUSTAPHA Patricia	MRI	16 MAR 1982	T54	5	<b>DQ</b>	IPC 18.7
Intermediate Times		400m	1:02.05	1102	ZOU Lihong (CHN)			
		600m	1:30.04	1102	ZOU Lihong (CHN)			

HEAT 3/3 Start Time: 10:30

Rank	Bib	Name	NPC Code	Date of Birth	Sport Class	Lane	Result	
1	1353	WOLF Edith	SUI	30 JUL 1972	T54	3	<b>1:53.13</b>	Q
2	1074	DONG Hongjiao	CHN	28 APR 1986	T54	7	<b>1:55.92</b>	Q
3	1166	WOODS Shelly	GBR	4 JUN 1986	T54	6	<b>1:56.39</b>	
4	1128	MAIBOLL Marianne	DEN	18 JUL 1977	T54	5	<b>2:06.88</b>	
5	1258	BATAZ Yazmith	MEX	15 APR 1972	T54	2	<b>2:06.97</b>	
6	1419	WEBER Amberlynn	USA	27 OCT 1993	T54	4	<b>2:07.99</b>	
Intermediate Times		400m	57.84	1353	WOLF Edith (SUI)			
		600m	1:25.27	1353	WOLF Edith (SUI)			

Qualification: First 2 in each heat (Q) and the next 2 fastest (q) advance to the Final.

## Weather conditions at the beginning of the 1st heat

Temperature: 16 °C Humidity: 87 % Conditions: Partly cloudy

## NOTES

IPC 18.5 - Athlete does not keep his lane from start to finish (except 18.6 (a) or (b))  
IPC 18.7 - Broke too soon before break line

## LEGEND

<b>DQ</b>	Disqualified	<b>PB</b>	Personal Best	<b>Q</b>	Qualified by place	<b>q</b>	qualified by time
<b>RR</b>	Regional Record	<b>SB</b>	Season's Best				



Olympic Stadium

TUE 4 SEP 2012

Athletics

Women's 800m — T54

Round 1



## Start List

<b>WORLD RECORD</b>	<b>1:45.19</b>	<b>PETITCLERC Chantal</b>	CAN	Beijing (CHN)	14 SEP 2008
<b>PARALYMPIC RECORD</b>	<b>1:45.19</b>	<b>PETITCLERC Chantal</b>	CAN	Beijing (CHN)	14 SEP 2008

## HEAT 1/3 Start Time: 10:15

Lane	Bib	Name	NPC Code	Date of Birth	Sport Class	PB	SB	Result	Rank
2	1019	DAWES Christie	AUS	3 MAY 1980	T54	1:56.05			
3	1410	McFADDEN Tatyana	USA	21 APR 1989	T54	1:46.97	1:46.97		
4	1350	HELBLING Alexandra	SUI	25 OCT 1993	T54	1:55.66	1:55.66		
5	1146	NYANG Isatou	GAM	3 JUL 1984	T54				
6	1155	JONES Jade	GBR	4 JAN 1996	T54	1:51.55	1:51.55		
7	1067	ROY Diane	CAN	9 JAN 1971	T54	1:48.07	1:54.43		
8	1082	LIU Wenjun	CHN	5 MAY 1985	T54	1:51.33	1:52.53		

## HEAT 2/3 Start Time: 10:22

Lane	Bib	Name	NPC Code	Date of Birth	Sport Class	PB	SB	Result	Rank
2	1352	SCHAER Manuela	SUI	5 DEC 1984	T54	1:49.66	1:49.66		
3	1359	WALLENGREN Gunilla	SWE	2 MAY 1979	T54	1:51.74	1:53.82		
4	1102	ZOU Lihong	CHN	26 FEB 1984	T54	1:52.56	1:52.56		
5	1278	MUSTAPHA Patricia	MRI	16 MAR 1982	T54				
6	1136	KOTAJA Amanda	FIN	3 JAN 1995	T54	2:03.19	2:03.19		
7	1417	SCHWAB Christina	USA	31 JUL 1980	T54	1:50.96	1:50.96		
8	1064	FRIE Keira-Lyn	CAN	16 AUG 1987	T54	1:51.89	1:54.51		

## HEAT 3/3 Start Time: 10:29

Lane	Bib	Name	NPC Code	Date of Birth	Sport Class	PB	SB	Result	Rank
2	1258	BATAZ Yazmith	MEX	15 APR 1972	T54	1:59.22	1:59.22		
3	1353	WOLF Edith	SUI	30 JUL 1972	T54	1:49.85	1:50.54		
4	1419	WEBER Amberlynn	USA	27 OCT 1993	T54	1:54.12	1:54.12		
5	1128	MAIBOLL Marianne	DEN	18 JUL 1977	T54	1:59.72	2:02.96		
6	1166	WOODS Shelly	GBR	4 JUN 1986	T54	1:49.51	1:50.30		
7	1074	DONG Hongjiao	CHN	28 APR 1986	T54	1:53.33	1:53.33		

Qualification: First 2 in each heat and the next 2 fastest advance to the Final.

## LEGEND

**PB** Personal Best      **SB** Season's Best



Olympic Stadium


TUE 4 SEP 2012

19:44

Athletics

Women's 1500m — T12

Final



## Results

<b>WORLD RECORD</b>	<b>4:19.20</b>	<b>EL HANNOUNI Assia</b>	FRA	Beijing (CHN)	14 SEP 2008
<b>PARALYMPIC RECORD</b>	<b>4:19.20</b>	<b>EL HANNOUNI Assia</b>	FRA	Beijing (CHN)	14 SEP 2008

Rank	Bib	Name	NPC Code	Date of Birth	Sport Class	Order	Result	
1	1330	<b>PAUTOVA Elena</b>	RUS	22 JAN 1986	T12	1	<b>4:37.65</b>	SB
2	1130	<b>CONGOST Elena</b>	ESP	20 SEP 1987	T12	2	<b>4:43.53</b>	
3	1219	<b>MINETTI Annalisa</b>	ITA	27 DEC 1976	T11	3	<b>4:48.88</b>	WR
		Guide GIOCONDI Andrea	ITA	17 JAN 1969				
4	1253	<b>EN-NOURHI Meryem</b>	MAR	6 NOV 1990	T12	4	<b>4:50.94</b>	PB
		Guide SANJACH Mustapha	MAR	7 JAN 1990				
5	1123	<b>SEDLACKOVA Miroslava</b>	CZE	19 MAY 1977	T11	9	<b>4:57.99</b>	PB
		Guide PROCHAZKA Michal	CZE	22 SEP 1982				
6	1106	<b>ARANGO BUITRAGO Maritza</b>	COL	19 MAR 1978	T11	6	<b>5:05.72</b>	RR
		Guide SANCHEZ GONZALEZ Jonathan	COL	27 JAN 1989				
7	1378	<b>OZCAN Sumeyye</b>	TUR	15 JAN 1992	T11	8	<b>5:10.68</b>	PB
		Guide KIZILKAYA Ibrahim	TUR	2 JAN 1992				
8	1314	<b>FIUZA Maria</b>	POR	19 DEC 1972	T12	5	<b>5:21.75</b>	
		Guide CAMPOS Joao	POR	22 SEP 1958				
		NEVES Alcindo	POR	26 JUL 1985				
	1270	<b>TAVERA GONZALEZ Ana Isabel</b>	MEX	5 SEP 1987	T12	7	<b>DQ</b>	IPC 19.4
		Guide GOMEZ HERNANDEZ Aldo	MEX	9 JAN 1987				

<b>Intermediate Times</b>	<b>400m</b>	1:14.78	1330 PAUTOVA Elena (RUS)
	<b>800m</b>	2:31.08	1330 PAUTOVA Elena (RUS)
	<b>1200m</b>	3:45.30	1330 PAUTOVA Elena (RUS)

## Weather conditions

Temperature: 24 °C Humidity: 57 % Conditions: Cloudy

## NOTES

IPC 19.4 - Athlete did not finish the race ahead of the guide

## LEGEND

**DQ** Disqualified      **PB** Personal Best      **RR** Regional Record      **SB** Season's Best  
**WR** World Record




Olympic Stadium

TUE 4 SEP 2012  
19:50

Athletics

Women's 1500m — T12

Final



## Start List

<b>WORLD RECORD</b>	<b>4:19.20</b>	<b>EL HANNOUNI Assia</b>	FRA	Beijing (CHN)	14 SEP 2008
<b>PARALYMPIC RECORD</b>	<b>4:19.20</b>	<b>EL HANNOUNI Assia</b>	FRA	Beijing (CHN)	14 SEP 2008

Order	Bib	Name	NPC Code	Date of Birth	Sport Class	PB	SB	Result	Rank
1	1330	PAUTOVA Elena	RUS	22 JAN 1986	T12	4:36.38	4:39.83		
2	1130	CONGOST Elena	ESP	20 SEP 1987	T12	4:42.90	4:42.90		
3	1219	MINETTI Annalisa	ITA	27 DEC 1976	T11	4:50.55	4:50.55		
		Guide GIOCONDI Andrea	ITA	17 JAN 1969					
4	1253	EN-NOURHI Meryem	MAR	6 NOV 1990	T12	4:59.60	4:59.60		
		Guide SANJACH Mustapha	MAR	7 JAN 1990					
5	1314	FIUZA Maria	POR	19 DEC 1972	T12	5:02.35	5:02.35		
6	1106	ARANGO BUITRAGO Maritza	COL	19 MAR 1978	T11	5:08.40	5:08.40		
		Guide SANCHEZ GONZALEZ Jonathan	COL	27 JAN 1989					
7	1270	TAVERA GONZALEZ Ana Isabel	MEX	5 SEP 1987	T12	5:09.24	5:11.34		
		Guide GOMEZ HERNANDEZ Aldo	MEX	9 JAN 1987					
8	1378	OZCAN Sumeyye	TUR	15 JAN 1992	T11	5:23.17	5:23.17		
		Guide KIZILKAYA Ibrahim	TUR	2 JAN 1992					
9	1123	SEDLACKOVA Miroslava	CZE	19 MAY 1977	T11	5:07.66			
		Guide PROCHAZKA Michal	CZE	22 SEP 1982					

## LEGEND

**PB** Personal Best                      **SB** Season's Best





Olympic Stadium

WED 5 SEP 2012  
20:19

Athletics

Women's 1500m — T20

Final



## Results

<b>WORLD RECORD</b>	<b>4:24.85</b>	<b>NIEWIEDZIAL Barbara</b>	POL	Bollnas (SWE)	29 JUL 2004
---------------------	----------------	----------------------------	-----	---------------	-------------

Rank	Bib	Name	NPC Code	Date of Birth	Sport Class	Order	Result
1	1307	NIEWIEDZIAL Barbara	POL	1 SEP 1981	T20	1	<b>4:35.26</b>
2	1306	MELOCH Arleta	POL	17 AUG 1979	T20	2	<b>4:39.04</b>
3	1205	BIACSI Ilona	HUN	29 DEC 1985	T20	3	<b>4:42.31</b>
4	1204	BIACSI Bernadett	HUN	29 DEC 1985	T20	4	<b>4:42.80</b>
5	1228	MAKITA Sayaka	JPN	29 JUL 1985	T20	6	<b>4:50.03</b> SB
6	1372	NAILI Aida	TUN	3 JUN 1988	T20	5	<b>4:50.47</b> SB

<b>Intermediate Times</b>	<b>400m</b>	1:17.22	1204	BIACSI Bernadett (HUN)
	<b>800m</b>	2:37.90	1204	BIACSI Bernadett (HUN)
	<b>1200m</b>	3:48.62	1306	MELOCH Arleta (POL)

### Weather conditions

Temperature: 20 °C      Humidity: 42 %      Conditions: Sunny

### LEGEND

**SB** Season's Best




Olympic Stadium

WED 5 SEP 2012  
20:19

Athletics

Women's 1500m — T20

Final



## Start List

**REVISED**  
4 SEP 19:12

<b>WORLD RECORD</b>	<b>4:24.85</b>	<b>NIEWIEDZIAL Barbara</b>	POL	Bollnas (SWE)	29 JUL 2004
---------------------	----------------	----------------------------	-----	---------------	-------------

Order	Bib	Name	NPC Code	Date of Birth	Sport Class	PB	SB	Result	Rank
1	1307	NIEWIEDZIAL Barbara	POL	1 SEP 1981	T20	4:23.37	4:23.37		
2	1306	MELOCH Arleta	POL	17 AUG 1979	T20	4:25.59	4:25.59		
3	1205	BIACSI Ilona	HUN	29 DEC 1985	T20	4:27.27	4:27.27		
4	1204	BIACSI Bernadett	HUN	29 DEC 1985	T20	4:38.61	4:41.78		
5	1372	NAILI Aida	TUN	3 JUN 1988	T20	4:46.49	4:51.20		
6	1228	MAKITA Sayaka	JPN	29 JUL 1985	T20	4:49.99	4:54.45		

### LEGEND

**PB** Personal Best                      **SB** Season's Best

revised due to updated schedule



Olympic Stadium

FRI 7 SEP 2012  
21:08

Athletics

Women's 1500m — T54

Final



## Results

<b>WORLD RECORD</b>	<b>3:21.22</b>	<b>WOODS Shelly</b>	GBR	Arbon (SUI)	24 JUN 2010
<b>PARALYMPIC RECORD</b>	<b>3:26.89</b>	<b>PETITCLERC Chantal</b>	CAN	Athens (GRE)	24 SEP 2004

Rank	Bib	Name	NPC Code	Date of Birth	Sport Class	Order	Result
1	1410	<b>McFADDEN Tatyana</b>	USA	21 APR 1989	T54	2	<b>3:36.42</b>
2	1353	<b>WOLF Edith</b>	SUI	30 JUL 1972	T54	6	<b>3:36.78</b>
3	1415	<b>REILLY Shirley</b>	USA	29 MAY 1985	T53	1	<b>3:37.03</b>
4	1067	<b>ROY Diane</b>	CAN	9 JAN 1971	T54	7	<b>3:37.17</b>
5	1102	<b>ZOU Lihong</b>	CHN	26 FEB 1984	T54	9	<b>3:37.91</b>
6	1166	<b>WOODS Shelly</b>	GBR	4 JUN 1986	T54	4	<b>3:37.97</b>
7	1411	<b>McGRORY Amanda</b>	USA	9 JUN 1986	T53	3	<b>3:38.19</b>
8	1064	<b>FRIE Keira-Lyn</b>	CAN	16 AUG 1987	T54	8	<b>3:38.58</b>
9	1359	<b>WALLENGREN Gunilla</b>	SWE	2 MAY 1979	T54	10	<b>3:39.02</b>
10	1155	<b>JONES Jade</b>	GBR	4 JAN 1996	T54	5	<b>3:39.03</b>

Intermediate Times	<b>400m</b>	59.95	1415	REILLY Shirley (USA)
	<b>800m</b>	2:02.38	1353	WOLF Edith (SUI)
	<b>1200m</b>	2:59.10	1353	WOLF Edith (SUI)

### Weather conditions

Temperature: 24 °C      Humidity: 32 %      Conditions: Sky Clear



Olympic Stadium

FRI 7 SEP 2012  
21:08

Athletics

Women's 1500m — T54

Final



### Start List

<b>WORLD RECORD</b>	<b>3:21.22</b>	<b>WOODS Shelly</b>	GBR	Arbon (SUI)	24 JUN 2010
<b>PARALYMPIC RECORD</b>	<b>3:26.89</b>	<b>PETITCLERC Chantal</b>	CAN	Athens (GRE)	24 SEP 2004

Order	Bib	Name	NPC Code	Date of Birth	Sport Class	PB	SB	Result	Rank
1	1415	REILLY Shirley	USA	29 MAY 1985	T53	3:22.37	3:22.37		
2	1410	McFADDEN Tatyana	USA	21 APR 1989	T54	2:27.16	3:22.41		
3	1411	McGRORY Amanda	USA	9 JUN 1986	T53	3:23.02	3:23.02		
4	1166	WOODS Shelly	GBR	4 JUN 1986	T54	3:21.22	3:23.04		
5	1155	JONES Jade	GBR	4 JAN 1996	T54	3:25.07	3:25.07		
6	1353	WOLF Edith	SUI	30 JUL 1972	T54	3:28.47	3:28.47		
7	1067	ROY Diane	CAN	9 JAN 1971	T54	3:21.39	3:28.49		
8	1064	FRIE Keira-Lyn	CAN	16 AUG 1987	T54	3:29.41	3:29.41		
9	1102	ZOU Lihong	CHN	26 FEB 1984	T54	3:31.93	3:31.93		
10	1359	WALLENGREN Gunilla	SWE	2 MAY 1979	T54	3:29.56	3:33.53		

<b>LEGEND</b>	
<b>PB</b>	Personal Best
<b>SB</b>	Season's Best



Olympic Stadium

THU 6 SEP 2012

Athletics

Women's 1500m — T54

Round 1



## Results

<b>WORLD RECORD</b>	<b>3:21.22</b>	<b>WOODS Shelly</b>	GBR	Arbon (SUI)	24 JUN 2010
<b>PARALYMPIC RECORD</b>	<b>3:26.89</b>	<b>PETITCLERC Chantal</b>	CAN	Athens (GRE)	24 SEP 2004

HEAT 1/2		Start Time: 12:29						
Rank	Bib	Name	NPC Code	Date of Birth	Sport Class	Order	Result	
1	1102	ZOU Lihong	CHN	26 FEB 1984	T54	4	<b>3:31.93</b>	Q PB
2	1353	WOLF Edith	SUI	30 JUL 1972	T54	2	<b>3:32.04</b>	Q
3	1410	McFADDEN Tatyana	USA	21 APR 1989	T54	3	<b>3:32.14</b>	Q
4	1067	ROY Diane	CAN	9 JAN 1971	T54	1	<b>3:32.27</b>	q
5	1155	JONES Jade	GBR	4 JAN 1996	T54	5	<b>3:32.60</b>	q
6	1359	WALLENGREN Gunilla	SWE	2 MAY 1979	T54	6	<b>3:33.53</b>	q SB
Intermediate Times		400m	58.26	1353	WOLF Edith (SUI)			
		800m	1:55.18	1410	McFADDEN Tatyana (USA)			
		1200m	2:52.52	1353	WOLF Edith (SUI)			

HEAT 2/2		Start Time: 12:36						
Rank	Bib	Name	NPC Code	Date of Birth	Sport Class	Order	Result	
1	1166	WOODS Shelly	GBR	4 JUN 1986	T54	6	<b>3:42.12</b>	Q
2	1415	REILLY Shirley	USA	29 MAY 1985	T53	3	<b>3:42.18</b>	Q
3	1411	McGRORY Amanda	USA	9 JUN 1986	T53	2	<b>3:42.47</b>	Q
4	1064	FRIE Keira-Lyn	CAN	16 AUG 1987	T54	4	<b>3:42.59</b>	q
5	1019	DAWES Christie	AUS	3 MAY 1980	T54	5	<b>3:43.36</b>	SB
6	1350	HELBLING Alexandra	SUI	25 OCT 1993	T54	1	<b>3:43.59</b>	
Intermediate Times		400m	1:01.24	1415	REILLY Shirley (USA)			
		800m	2:03.39	1019	DAWES Christie (AUS)			
		1200m	3:01.93	1411	McGRORY Amanda (USA)			

Qualification: First 3 in each heat (Q) and the next 4 fastest (q) advance to the Final.

## Weather conditions at the beginning of the 1st heat

Temperature: 18 °C Humidity: 83 % Conditions: Sunny

LEGEND			
<b>PB</b>	Personal Best	<b>Q</b>	Qualified by place
		<b>q</b>	qualified by time
		<b>SB</b>	Season's Best



Olympic Stadium

THU 6 SEP 2012

Athletics

Women's 1500m — T54

Round 1



## Start List

<b>WORLD RECORD</b>	<b>3:21.22</b>	<b>WOODS Shelly</b>	GBR	Arbon (SUI)	24 JUN 2010
<b>PARALYMPIC RECORD</b>	<b>3:26.89</b>	<b>PETITCLERC Chantal</b>	CAN	Athens (GRE)	24 SEP 2004

HEAT 1/2		Start Time: 12:29								
Order	Bib	Name	NPC Code	Date of Birth	Sport Class	PB	SB	Result	Rank	
1	1067	ROY Diane	CAN	9 JAN 1971	T54	3:21.39	3:28.49			
2	1353	WOLF Edith	SUI	30 JUL 1972	T54	3:28.47	3:28.47			
3	1410	McFADDEN Tatyana	USA	21 APR 1989	T54	2:27.16	3:22.41			
4	1102	ZOU Lihong	CHN	26 FEB 1984	T54	3:37.40	3:37.40			
5	1155	JONES Jade	GBR	4 JAN 1996	T54	3:25.07	3:25.07			
6	1359	WALLENGREN Gunilla	SWE	2 MAY 1979	T54	3:29.56	3:35.73			

HEAT 2/2		Start Time: 12:36								
Order	Bib	Name	NPC Code	Date of Birth	Sport Class	PB	SB	Result	Rank	
1	1350	HELBLING Alexandra	SUI	25 OCT 1993	T54	3:35.50	3:35.50			
2	1411	McGRORY Amanda	USA	9 JUN 1986	T53	3:23.02	3:23.02			
3	1415	REILLY Shirley	USA	29 MAY 1985	T53	3:22.37	3:22.37			
4	1064	FRIE Keira-Lyn	CAN	16 AUG 1987	T54	3:29.41	3:29.41			
5	1019	DAWES Christie	AUS	3 MAY 1980	T54	3:33.14				
6	1166	WOODS Shelly	GBR	4 JUN 1986	T54	3:21.22	3:23.04			

Qualification: First 3 in each heat and the next 4 fastest advance to the Final.

<b>LEGEND</b>
<b>PB</b> Personal Best <b>SB</b> Season's Best




Olympic Stadium

SUN 2 SEP 2012  
10:37

Athletics

Women's 5000m — T54

Final



## Results

<b>WORLD RECORD</b>	<b>11:16.96</b>	<b>ROY Diane</b>	CAN	Arbon (SUI)	26 JUN 2010
<b>PARALYMPIC RECORD</b>	<b>11:59.51</b>	<b>TSUCHIDA Wakako</b>	JPN	Athens (GRE)	21 SEP 2004

Rank	Bib	Name	NPC Code	Date of Birth	Sport Class	Order	Result
1	1353	<b>WOLF Edith</b>	SUI	30 JUL 1972	T54	3	<b>12:27.87</b>
2	1415	<b>REILLY Shirley</b>	USA	29 MAY 1985	T53	4	<b>12:27.91</b>
3	1019	<b>DAWES Christie</b>	AUS	3 MAY 1980	T54	2	<b>12:28.24</b> SB
4	1064	<b>FRIE Keira-Lyn</b>	CAN	16 AUG 1987	T54	5	<b>12:28.86</b>
5	1082	<b>LIU Wenjun</b>	CHN	5 MAY 1985	T54	10	<b>12:28.93</b> PB
6	1234	<b>TSUCHIDA Wakako</b>	JPN	15 OCT 1974	T54	9	<b>12:29.05</b>
7	1411	<b>McGRORY Amanda</b>	USA	9 JUN 1986	T53	8	<b>12:29.07</b>
8	1166	<b>WOODS Shelly</b>	GBR	4 JUN 1986	T54	6	<b>12:29.26</b>
9	1067	<b>ROY Diane</b>	CAN	9 JAN 1971	T54	7	<b>12:29.27</b>
10	1351	<b>KELLER Patricia</b>	SUI	26 SEP 1989	T54	1	<b>12:29.38</b>

Intermediate Times	<b>1000m</b>	2:26.72	1166	WOODS Shelly (GBR)
	<b>2000m</b>	4:58.56	1019	DAWES Christie (AUS)
	<b>3000m</b>	7:30.37	1019	DAWES Christie (AUS)
	<b>4000m</b>	10:05.53	1353	WOLF Edith (SUI)

### Weather conditions

Temperature: 14 °C      Humidity: 85 %      Conditions: Cloudy

### LEGEND

**PB** Personal Best      **SB** Season's Best




Olympic Stadium

SUN 2 SEP 2012  
10:37

Athletics

Women's 5000m — T54

Final



## Start List

<b>WORLD RECORD</b>	<b>11:16.96</b>	<b>ROY Diane</b>	CAN	Arbon (SUI)	26 JUN 2010
<b>PARALYMPIC RECORD</b>	<b>11:59.51</b>	<b>TSUCHIDA Wakako</b>	JPN	Athens (GRE)	21 SEP 2004

Order	Bib	Name	NPC Code	Date of Birth	Sport Class	PB	SB	Result	Rank
1	1351	KELLER Patricia	SUI	26 SEP 1989	T54	12:21.35	12:28.35		
2	1019	DAWES Christie	AUS	3 MAY 1980	T54	12:00.27			
3	1353	WOLF Edith	SUI	30 JUL 1972	T54	11:51.31	11:51.31		
4	1415	REILLY Shirley	USA	29 MAY 1985	T53	11:50.17	11:50.17		
5	1064	FRIE Keira-Lyn	CAN	16 AUG 1987	T54	11:50.77	11:50.77		
6	1166	WOODS Shelly	GBR	4 JUN 1986	T54	11:17.26	11:51.08		
7	1067	ROY Diane	CAN	9 JAN 1971	T54	11:16.96	11:51.57		
8	1411	McGRORY Amanda	USA	9 JUN 1986	T53	11:51.38	11:51.38		
9	1234	TSUCHIDA Wakako	JPN	15 OCT 1974	T54	11:57.30	11:57.30		
10	1082	LIU Wenjun	CHN	5 MAY 1985	T54	12:30.72	12:30.72		

### LEGEND

**PB** Personal Best                      **SB** Season's Best






Olympic Stadium

FRI 31 AUG 2012

Athletics

Women's 5000m — T54

Round 1



## Results

<b>WORLD RECORD</b>	<b>11:16.96</b>	<b>ROY Diane</b>	CAN	Arbon (SUI)	26 JUN 2010
<b>PARALYMPIC RECORD</b>	<b>11:59.51</b>	<b>TSUCHIDA Wakako</b>	JPN	Athens (GRE)	21 SEP 2004

HEAT 1/2		Start Time: 10:15						
Rank	Bib	Name	NPC Code	Date of Birth	Sport Class	Order	Result	
1	1411	McGRORY Amanda	USA	9 JUN 1986	T53	3	13:11.78	Q
2	1082	LIU Wenjun	CHN	5 MAY 1985	T54	6	13:12.11	Q
3	1166	WOODS Shelly	GBR	4 JUN 1986	T54	2	13:12.25	Q
4	1064	FRIE Keira-Lyn	CAN	16 AUG 1987	T54	1	13:12.45	q
5	1349	GRAF Sandra	SUI	9 DEC 1969	T54	4	13:12.82	
6	1417	SCHWAB Christina	USA	31 JUL 1980	T54	5	13:33.30	
<b>Intermediate Times</b>		1000m	2:39.21	1417	SCHWAB Christina (USA)			
		2000m	5:10.80	1082	LIU Wenjun (CHN)			
		3000m	7:50.05	1411	McGRORY Amanda (USA)			
		4000m	10:33.60	1064	FRIE Keira-Lyn (CAN)			

HEAT 2/2		Start Time: 10:35						
Rank	Bib	Name	NPC Code	Date of Birth	Sport Class	Order	Result	
1	1353	WOLF Edith	SUI	30 JUL 1972	T54	2	12:23.61	Q
2	1067	ROY Diane	CAN	9 JAN 1971	T54	3	12:24.48	Q
3	1234	TSUCHIDA Wakako	JPN	15 OCT 1974	T54	4	12:24.73	Q
4	1351	KELLER Patricia	SUI	26 SEP 1989	T54	5	12:51.49	q
5	1019	DAWES Christie	AUS	3 MAY 1980	T54	7	12:51.77	q
6	1415	REILLY Shirley	USA	29 MAY 1985	T53	1	13:09.26	q
	1102	ZOU Lihong	CHN	26 FEB 1984	T54	6	DNF	
<b>Intermediate Times</b>		1000m	2:31.41	1102	ZOU Lihong (CHN)			
		2000m	5:00.64	1234	TSUCHIDA Wakako (JPN)			
		3000m	7:26.68	1102	ZOU Lihong (CHN)			
		4000m	9:58.09	1353	WOLF Edith (SUI)			

Qualification: First 3 in each heat (Q) and the next 4 fastest (q) advance to the Final.

## Weather conditions at the beginning of the 1st heat

Temperature: 11 °C Humidity: 66 % Conditions: Sunny

LEGEND			
DNF	Did Not Finish	Q	Qualified by place
		q	qualified by time



Olympic Stadium

FRI 31 AUG 2012

Athletics

Women's 5000m — T54

Round 1



## Start List

<b>WORLD RECORD</b>	<b>11:16.96</b>	<b>ROY Diane</b>	CAN	Arbon (SUI)	26 JUN 2010
<b>PARALYMPIC RECORD</b>	<b>11:59.51</b>	<b>TSUCHIDA Wakako</b>	JPN	Athens (GRE)	21 SEP 2004

HEAT 1/2		Start Time: 10:15								
Order	Bib	Name	NPC Code	Date of Birth	Sport Class	PB	SB	Result	Rank	
1	1064	FRIE Keira-Lyn	CAN	16 AUG 1987	T54	11:50.77	11:50.77			
2	1166	WOODS Shelly	GBR	4 JUN 1986	T54	11:17.26	11:51.08			
3	1411	McGRORY Amanda	USA	9 JUN 1986	T53	11:51.38	11:51.38			
4	1349	GRAF Sandra	SUI	9 DEC 1969	T54	11:17.39	11:51.72			
5	1417	SCHWAB Christina	USA	31 JUL 1980	T54	11:57.70	11:57.70			
6	1082	LIU Wenjun	CHN	5 MAY 1985	T54	12:30.72	12:30.72			

HEAT 2/2		Start Time: 10:35								
Order	Bib	Name	NPC Code	Date of Birth	Sport Class	PB	SB	Result	Rank	
1	1415	REILLY Shirley	USA	29 MAY 1985	T53	11:50.17	11:50.17			
2	1353	WOLF Edith	SUI	30 JUL 1972	T54	11:51.31	11:51.31			
3	1067	ROY Diane	CAN	9 JAN 1971	T54	11:16.96	11:51.57			
4	1234	TSUCHIDA Wakako	JPN	15 OCT 1974	T54	11:57.30	11:57.30			
5	1351	KELLER Patricia	SUI	26 SEP 1989	T54	12:21.35	12:28.35			
6	1102	ZOU Lihong	CHN	26 FEB 1984	T54	12:30.98	12:30.98			
7	1019	DAWES Christie	AUS	3 MAY 1980	T54	12:00.27				

Qualification: First 3 in each heat and the next 4 fastest advance to the Final.

<b>LEGEND</b>
<b>PB</b> Personal Best <b>SB</b> Season's Best



Olympic Stadium

TUE 4 SEP 2012  
21:46

Athletics

Women's 4 x 100m Relay — T35-38

Final



## Results

REVISED  
4 SEP 22:10

<b>WORLD RECORD</b>	<b>54.77</b>	<b>RUSSIA</b>	RUS	Stadskanaal (NED)	28 JUN 2012
---------------------	--------------	---------------	-----	-------------------	-------------

Rank	Bib	NPC	Sport Class	Lane	Result	
<b>1</b>		<b>RUS - Russian Federation</b>		<b>4</b>	<b>54.86</b>	
	1329	OVSYANNIKOVA Anastasiya	T37			
	1334	SERGEEVA Svetlana	T37			
	1327	IVANOVA Elena	T36			
	1325	GONCHAROVA Margarita	T38			
<b>2</b>		<b>CHN - People's Republic of China</b>		<b>7</b>	<b>55.65</b>	RR
	1092	XIONG Dezhi	T38			
	1072	CAO Yuanhang	T37			
	1081	LIU Ping	T35			
	1073	CHEN Junfei	T38			
<b>3</b>		<b>GBR - Great Britain</b>		<b>6</b>	<b>56.08</b>	SB
	1148	BREEN Olivia	T38			
	1167	WOODWARD Bethany	T37			
	1152	HART Katrina	T37			
	1157	McLOUGHLIN Jenny	T37			
<b>4</b>		<b>AUS - Australia</b>		<b>5</b>	<b>56.32</b>	RR
	1027	ISAAC Torita	T38			
	1022	ELKINGTON Jodi	T37			
	1030	PARRISH Katie	T38			
	1017	BEIKOFF Georgia	T37			
		<b>UKR - Ukraine</b>		<b>3</b>	<b>DNF</b>	
	1389	KRAVCHENKO Viktoriya	T37			
	1395	SNISAR Maryna	T37			
	1390	KRECHUNYAK Oksana	T37			
	1396	STRYZHAK Inna	T38			
		<b>GER - Germany</b>		<b>8</b>	<b>DQ</b>	IPC 23.15
	1178	HAUSBERGER Maike	T37			
	1185	SEIFERT Maria	T37			
	1176	FOERDER Isabelle	T37			
	1183	NICOLEITZIK Claudia	T36			

## Weather conditions

Temperature: 24 °C Humidity: 57 % Conditions: Cloudy

## NOTES

IPC 23.15 - Baton not passed within the take-over zone

## LEGEND

**DNF** Did Not Finish      **DQ** Disqualified      **RR** Regional Record      **SB** Season's Best

Team Australia has been reinstated by decision of the track referee




Olympic Stadium

TUE 4 SEP 2012  
21:46

Athletics

Women's 4 x 100m Relay — T35-38

Final



## Start List

**WORLD RECORD** 54.77 **RUSSIA** RUS Stadskanaal (NED) 28 JUN 2012

Lane	NPC	NPC	Sport	Season's Best	Result	Rank
	Bib	Name	Class			
3	UKR	<b>Ukraine</b>				
	1389	KRAVCHENKO Viktoriya	T37			
	1395	SNISAR Maryna	T37			
	1390	KRECHUNYAK Oksana	T37			
	1396	STRYZHAK Inna	T38			
4	RUS	<b>Russian Federation</b>		54.77		
	1329	OVSYANNIKOVA Anastasiya	T37			
	1334	SERGEEVA Svetlana	T37			
	1327	IVANOVA Elena	T36			
	1325	GONCHAROVA Margarita	T38			
5	AUS	<b>Australia</b>		57.28		
	1027	ISAAC Torita	T38			
	1022	ELKINGTON Jodi	T37			
	1030	PARRISH Katie	T38			
	1017	BEIKOFF Georgia	T37			
6	GBR	<b>Great Britain</b>		1:01.20		
	1148	BREEN Olivia	T38			
	1167	WOODWARD Bethany	T37			
	1152	HART Katrina	T37			
	1157	McLOUGHLIN Jenny	T37			
7	CHN	<b>People's Republic of China</b>				
	1092	XIONG Dezhi	T38			
	1072	CAO Yuanhang	T37			
	1081	LIU Ping	T35			
	1073	CHEN Junfei	T38			
8	GER	<b>Germany</b>				
	1178	HAUSBERGER Maike	T37			
	1185	SEIFERT Maria	T37			
	1176	FOERDER Isabelle	T37			
	1183	NICOLEITZIK Claudia	T36			




The Mall

SUN 9 SEP 2012  
11:32

Athletics

Women's Marathon — T54

Final



## Results

<b>WORLD RECORD</b>	<b>1:38:32</b>	<b>TSUCHIDA Wakako</b>	JPN	Oita (JPN)	11 NOV 2001
<b>PARALYMPIC RECORD</b>	<b>1:39:59</b>	<b>WOLF Edith</b>	SUI	Beijing (CHN)	6 SEP 2008

Rank	Bib	Name	NPC Code	Date of Birth	Sport Class	Result	Time Behind
1	1415	REILLY Shirley	USA	29 MAY 1985	T53	<b>1:46:33</b>	
2	1166	WOODS Shelly	GBR	4 JUN 1986	T54	<b>1:46:34</b>	0:01 SB
3	1349	GRAF Sandra	SUI	9 DEC 1969	T54	<b>1:46:35</b>	0:02 SB
4	1411	McGRORY Amanda	USA	9 JUN 1986	T53	<b>1:46:35</b>	0:02
5	1234	TSUCHIDA Wakako	JPN	15 OCT 1974	T54	<b>1:49:02</b>	2:29
6	1019	DAWES Christie	AUS	3 MAY 1980	T54	<b>1:49:37</b>	3:04 RR
7	1067	ROY Diane	CAN	9 JAN 1971	T54	<b>1:53:02</b>	6:29
8	1416	SCARONI Susannah	USA	16 MAY 1991	T54	<b>1:58:37</b>	12:04
9	1410	McFADDEN Tatyana	USA	21 APR 1989	T54	<b>1:58:47</b>	12:14 SB
10	1351	KELLER Patricia	SUI	26 SEP 1989	T54	<b>2:06:07</b>	19:34
	1417	SCHWAB Christina	USA	31 JUL 1980	T54	<b>DNF</b>	
	1353	WOLF Edith	SUI	30 JUL 1972	T54	<b>DNF</b>	

Intermediate Times	5km	10km	15km	20km	Half	25km	30km	35km	40km
	11:25	23:57	36:20	49:19	52:17	1:02:40	1:14:36	1:28:04	1:41:09

### Weather conditions

Start of race:  
End of race:

### Temperature

16°C  
24°C

### Humidity

67%  
42%

### Conditions

Sunny  
Sunny

### LEGEND

**DNF** Did Not Finish      **RR** Regional Record      **SB** Season's Best



The Mall

SUN 9 SEP 2012  
11:32

Athletics

Women's Marathon — T54

Final



### Start List

<b>WORLD RECORD</b>	<b>1:38:32</b>	<b>TSUCHIDA Wakako</b>	JPN	Oita (JPN)	11 NOV 2001
<b>PARALYMPIC RECORD</b>	<b>1:39:59</b>	<b>WOLF Edith</b>	SUI	Beijing (CHN)	6 SEP 2008

Order	Bib	Name	NPC Code	Date of Birth	Sport Class	PB	SB	Result	Rank
1	1411	McGRORY Amanda	USA	9 JUN 1986	T53	1:36:39	1:36:39		
2	1067	ROY Diane	CAN	9 JAN 1971	T54	1:42:37	1:42:37		
3	1410	McFADDEN Tatyana	USA	21 APR 1989	T54	1:45:00	2:05:38		
4	1353	WOLF Edith	SUI	30 JUL 1972	T54	1:49:09	1:49:09		
5	1417	SCHWAB Christina	USA	31 JUL 1980	T54	1:41:02	1:49:33		
6	1351	KELLER Patricia	SUI	26 SEP 1989	T54	2:00:52	2:00:52		
7	1416	SCARONI Susannah	USA	16 MAY 1991	T54	1:50:06	1:50:06		
8	1349	GRAF Sandra	SUI	9 DEC 1969	T54	1:44:40	1:54:43		
9	1415	REILLY Shirley	USA	29 MAY 1985	T53	1:37:36	1:37:36		
10	1234	TSUCHIDA Wakako	JPN	15 OCT 1974	T54	1:34:06	1:37:37		
11	1166	WOODS Shelly	GBR	4 JUN 1986	T54	1:40:49	1:49:10		
12	1019	DAWES Christie	AUS	3 MAY 1980	T54	1:47:01			

**NOTES**  
The start of the race will follow the starting grid approved by London 2012 Technical Delegate for Athletes.

**LEGEND**  
**PB** Personal Best                      **SB** Season's Best



Olympic Stadium

FRI 7 SEP 2012  
10:18

Athletics

Women's Long Jump — F11/12

Final



## Results

## F11 Records

<b>WORLD RECORD</b>	<b>5.21m</b>	<b>ORTIZ Purificacion</b>	ESP	Burgos (ESP)	1997
<b>PARALYMPIC RECORD</b>	<b>5.07m</b>	<b>ORTIZ Purificacion</b>	ESP	Atlanta, GA (USA)	19 AUG 1996

## F12 Records

<b>WORLD RECORD</b>	<b>6.28m</b>	<b>ZUBKOVSKA Oksana</b>	UKR	Beijing (CHN)	14 SEP 2008
<b>PARALYMPIC RECORD</b>	<b>6.28m</b>	<b>ZUBKOVSKA Oksana</b>	UKR	Beijing (CHN)	14 SEP 2008

Rank	Bib	Name	NPC Code	Date of Birth	Sport Class	1	2	3	4	5	6	Result	Wind	Points
1	1398	ZUBKOVSKA Oksana	UKR	15 JUL 1981	F12	6.17	6.41	6.41	x	-	6.60	<b>6.60</b>	-0.9	WR
						-1.3	-0.9	-0.9	-0.2		-0.9			
						973	1026	1026			1065	<b>1065</b>		
2	1076	JIA Juntingxian	CHN	17 AUG 1986	F11	4.73	x	4.26	4.58	x	4.57	<b>4.73</b>	-0.8	RR
						-0.8	-1.0	-0.3	-0.2	-1.5	-1.1			
						930		826	901		899	<b>930</b>		
3	1042	KANIUK Anna	BLR	16 AUG 1984	F12	5.34	5.83	x	5.78	5.67	5.73	<b>5.83</b>	-0.2	=PB
						-1.0	-0.2	+0.3	0.0	-1.9	-1.5			
						751	889		876	846	863	<b>889</b>		
4	1260	GONZALEZ SANTA CRUZ G	MEX	5 SEP 1995	F11	4.03	4.38	4.07	4.06	x	3.96	<b>4.38</b>	-0.6	PB
						+0.9	-0.6	+0.7	+1.2	-2.1	+0.3			
						759	856	771	768		736	<b>856</b>		
5	1131	MARTINEZ Sara	ESP	26 FEB 1990	F12	5.55	5.43	5.24	5.29	5.40	5.66	<b>5.66</b>	-1.0	PB
						-0.6	-0.6	-1.0	-1.2	+0.9	-1.0			
						813	778	721	736	769	844	<b>844</b>		
6	1235	WATANABE Shiho	JPN	23 JAN 1990	F11	4.01	3.97	3.99	4.00	4.22	3.92	<b>4.22</b>	0.0	
						-0.6	-1.0	-0.1	-0.6	0.0	-0.1			
						753	740	746	749	815	723	<b>815</b>		
7	1044	ZINKEVICH Volha	BLR	8 SEP 1975	F12	5.16	5.52	5.51	5.40	5.36	5.52	<b>5.52</b>	-1.1	
						-0.2	-1.1	-1.1	-1.9	-1.6	-0.5			
						696	804	801	769	757	804	<b>804</b>		
8	1194	KANTZA Paraskevi	GRE	8 AUG 1976	F11	x	3.77	3.97	x	3.90	x	<b>3.97</b>	+0.5	
						+0.7	-1.3	+0.5	-1.1	-0.1	-1.6			
							670	740		716		<b>740</b>		
9	1079	LIU Miaomiao	CHN	10 DEC 1989	F12	5.15	5.19	5.11				<b>5.19</b>	-1.0	SB
						-0.4	-1.0	-0.6						
						693	705	680				<b>705</b>		
10	1047	de OLIVEIRA CORREA Alice	BRA	2 MAR 1996	F12	4.61	4.47	x				<b>4.61</b>	-0.7	PB
						-0.7	-1.0	+0.6						
						519	473					<b>519</b>		

Starting order	1	2	3	4	5	6	7	8	9	10
Initial	1047	1042	1260	1044	1131	1194	1235	1076	1398	1079
Final	1194	1235	1044	1131	1260	1042	1076	1398		

## Weather conditions

Temperature: 16 °C

Humidity: 68 %

Conditions: Sunny

## LEGEND

- Pass

=PB

Equal Personal Best

PB

Personal Best

RR

Regional Record

SB Season Best

WR

World Record

x

Failure



Olympic Stadium

FRI 7 SEP 2012  
10:18

Athletics

Women's Long Jump — F11/12

Final



## Start List

## F11 Records

<b>WORLD RECORD</b>	5.21m	ORTIZ Purificacion	ESP	Burgos (ESP)	1997
<b>PARALYMPIC RECORD</b>	5.07m	ORTIZ Purificacion	ESP	Atlanta, GA (USA)	19 AUG 1996

## F12 Records

<b>WORLD RECORD</b>	6.28m	ZUBKOVSKA Oksana	UKR	Beijing (CHN)	14 SEP 2008
<b>PARALYMPIC RECORD</b>	6.28m	ZUBKOVSKA Oksana	UKR	Beijing (CHN)	14 SEP 2008

Order	Bib	Name	NPC Code	Date of Birth	Sport Class	PB	SB	1	2	3	Best	4	5	6	Result	Rank
1	1047	de OLIVEIRA CORREA Alice	BRA	2 MAR 1996	F12	4.59	4.41									
2	1042	KANIUK Anna	BLR	16 AUG 1984	F12	5.83	5.83									
3	1260	GONZALEZ SANTA CRUZ G	MEX	5 SEP 1995	F11	3.91	3.91									
4	1044	ZINKEVICH Volha	BLR	8 SEP 1975	F12	5.54	5.54									
5	1131	MARTINEZ Sara	ESP	26 FEB 1990	F12	5.59	5.48									
6	1194	KANTZA Paraskevi	GRE	8 AUG 1976	F11	4.22	4.13									
7	1235	WATANABE Shiho	JPN	23 JAN 1990	F11	4.32	4.32									
8	1076	JIA Juntingxian	CHN	17 AUG 1986	F11	4.58										
9	1398	ZUBKOVSKA Oksana	UKR	15 JUL 1981	F12	6.00										
10	1079	LIU Miaomiao	CHN	10 DEC 1989	F12	5.71										

## LEGEND

**PB** Personal Best                      **SB** Season's Best





Olympic Stadium

FRI 7 SEP 2012  
19:40

Athletics

Women's Long Jump — F13

Final



### Results

<b>WORLD RECORD</b>	<b>5.88m</b>	<b>RUNYAN Maria</b>	USA		1995
<b>PARALYMPIC RECORD</b>	<b>5.74m</b>	<b>RUNYAN Marla</b>	USA	Atlanta, GA (USA)	22 AUG 1996

Rank	Bib	Name	NPC Code	Date of Birth	Sport Class	1	2	3	4	5	6	Result	Wind
1	1315	HAYES Ilse	RSA	30 AUG 1985	F13	x	5.70	x	5.51	x	5.52	<b>5.70</b>	+0.8
2	1003	HAMRI Lynda	ALG	8 FEB 1989	F13	x	5.31	5.28	5.22	5.23	5.17	<b>5.31</b>	+0.7 PB
3	1195	KARAGIANNI Anthi	GRE	22 SEP 1981	F13	x	5.09	5.16	4.78	4.88	5.09	<b>5.16</b>	+0.8
4	1388	KORUNCHAK Iulia	UKR	9 AUG 1991	F13	4.83	5.01	5.13	4.81	4.87	4.79	<b>5.13</b>	+1.0 SB
5	1025	GALLAGHER Jessica	AUS	14 MAR 1986	F13	4.82	4.92	5.03	x	4.90	4.82	<b>5.03</b>	+0.8
	1318	PRETORIUS Johanna	RSA	3 SEP 1993	F13	-0.1	+0.5	+0.8	+0.9	+0.7	-0.7	<b>DNS</b>	

Starting order	1	2	3	4	5	6
Initial	1388	1315	1003	1195	1318	1025
Final	1025	1388	1195	1003	1315	

**Weather conditions**

Temperature: 26 °C      Humidity: 30 %      Conditions: Sunny

**LEGEND**

**DNS** Did Not Start      **PB** Personal Best      **SB** Season Best      **x** Failure



Olympic Stadium

FRI 7 SEP 2012  
19:40

Athletics

Women's Long Jump — F13

Final



### Start List

<b>WORLD RECORD</b>	<b>5.88m</b>	<b>RUNYAN Maria</b>	USA	1995
<b>PARALYMPIC RECORD</b>	<b>5.74m</b>	<b>RUNYAN Marla</b>	USA	Atlanta, GA (USA) 22 AUG 1996

Order	Bib	Name	NPC Code	Date of Birth	Sport Class	PB	SB	1	2	3	Best	4	5	6	Result	Rank
1	1388	KORUNCHAK Iulia	UKR	9 AUG 1991	F13	5.30	4.89									
2	1315	HAYES Ilse	RSA	30 AUG 1985	F13	5.86	5.81									
3	1003	HAMRI Lynda	ALG	8 FEB 1989	F13	5.02	5.02									
4	1195	KARAGIANNI Anthi	GRE	22 SEP 1981	F13	5.55	5.19									
5	1318	PRETORIUS Johanna	RSA	3 SEP 1993	F13	5.60	5.60									
6	1025	GALLAGHER Jessica	AUS	14 MAR 1986	F13	5.38	5.21									

<b>LEGEND</b>
<b>PB</b> Personal Best <b>SB</b> Season's Best




Olympic Stadium

MON 3 SEP 2012  
19:02

Athletics

Women's Long Jump — F20

Final



## Results

<b>WORLD RECORD</b>	5.72m	KUCHARCZYK Karolina	POL	Imperia (ITA)	30 SEP 2011
<b>PARALYMPIC RECORD</b>	5.43m	LLORENS Lisa	AUS	Sydney, NSW (AUS)	26 OCT 2000

Rank	Bib	Name	NPC Code	Date of Birth	Sport Class	1	2	3	4	5	6	Result	Wind
1	1304	KUCHARCZYK Karolina	POL	24 APR 1991	F20	5.78 +1.3	5.80 +1.0	5.93 +1.1	5.79 +0.1	6.00 +1.0	5.64 0.0	<b>6.00</b>	+1.0 WR
2	1339	ZHUKOVA Krestina	RUS	9 NOV 1990	F20	5.36 +0.6	5.36 +0.5	5.26 +0.5	5.16 +0.6	5.38 +0.9	5.32 +0.7	<b>5.38</b>	+0.9
3	1112	RISTOSKI Mikela	CRO	7 NOV 1989	F20	5.14 -0.1	5.07 +0.5	5.28 +0.1	4.75 +0.6	5.27 +0.8	5.15 +0.3	<b>5.28</b>	+0.1
4	1033	SCHWEITZER Stephanie	AUS	16 SEP 1992	F20	x +0.3	x +0.7	4.79 +0.4	x +0.5	x +0.9	x +1.1	<b>4.79</b>	+0.4
5	1358	ERIKSSON Emma	SWE	24 SEP 1993	F20	4.78 +0.8	4.42 0.0	4.13 -0.2	4.45 +0.9	4.41 +0.6	4.32 +1.4	<b>4.78</b>	+0.8 PB
6	1312	CERQUEIRA Raquel	POR	20 JUL 1983	F20	4.57 +1.1	x +0.2	4.42 +1.1	4.52 +0.7	4.58 +1.0	4.30 +1.0	<b>4.58</b>	+1.0
7	1124	SKUHROVSKA Veronika	CZE	27 NOV 1995	F20	x 0.0	4.10 -0.1	4.18 -0.2	4.07 +0.4	4.38 0.0	4.18 +1.0	<b>4.38</b>	0.0 SB
	1366	BENHAJ AHMED Rabia	TUN	15 DEC 1982	F20	x +0.2	-	-				<b>NM</b>	

Starting order	1	2	3	4	5	6	7	8
Initial	1124	1112	1358	1312	1304	1339	1033	1366
Final	1124	1312	1358	1033	1112	1339	1304	

### Weather conditions

Temperature: 25 °C Humidity: 39 % Conditions: Sky Clear

LEGEND		NM	PB	SB
-	Pass	No Mark	Personal Best	Season Best
WR	World Record	x	Failure	




Olympic Stadium

MON 3 SEP 2012  
19:02

Athletics

Women's Long Jump — F20

Final



## Start List

<b>WORLD RECORD</b>	5.72m	KUCHARCZYK Karolina	POL	Imperia (ITA)	30 SEP 2011
<b>PARALYMPIC RECORD</b>	5.43m	LLORENS Lisa	AUS	Sydney, NSW (AUS)	26 OCT 2000

Order	Bib	Name	NPC Code	Date of Birth	Sport Class	PB	SB	1	2	3	Best	4	5	6	Result	Rank
1	1124	SKUHROVSKA Veronika	CZE	27 NOV 1995	F20	4.49	4.20									
2	1112	RISTOSKI Mikela	CRO	7 NOV 1989	F20	5.46	5.46									
3	1358	ERIKSSON Emma	SWE	24 SEP 1993	F20	4.68	4.68									
4	1312	CERQUEIRA Raquel	POR	20 JUL 1983	F20	4.75	4.75									
5	1304	KUCHARCZYK Karolina	POL	24 APR 1991	F20	5.88	5.88									
6	1339	ZHUKOVA Krestina	RUS	9 NOV 1990	F20	5.44	5.44									
7	1033	SCHWEITZER Stephanie	AUS	16 SEP 1992	F20	4.93	4.93									
8	1366	BENHAJ AHMED Rabia	TUN	15 DEC 1982	F20	5.09	5.09									

### LEGEND

**PB** Personal Best                      **SB** Season's Best




Olympic Stadium

FRI 31 AUG 2012  
10:08

Athletics

Women's Long Jump — F37/38

Final



## Results

## F37 Records

<b>WORLD RECORD</b>	<b>4.92m</b>	<b>McINTOSH Lisa</b>	AUS	Canberra, ACT (AUS)	6 APR 2001
<b>PARALYMPIC RECORD</b>	<b>3.92m</b>	<b>STORCH Carmen</b>	GER	Atlanta, GA (USA)	17 AUG 1996

## F38 Records

<b>WORLD RECORD</b>	<b>4.96m</b>	<b>STRYZHAK Inna</b>	UKR	Stadskanaal (NED)	26 JUN 2012
<b>PARALYMPIC RECORD</b>	<b>4.49m</b>	<b>GRIGALIUNIENE Aldona</b>	LTU	Atlanta, GA (USA)	17 AUG 1996

Rank	Bib	Name	NPC Code	Date of Birth	Sport Class	1	2	3	4	5	6	Result	Wind Points
1	1325	GONCHAROVA Margarita	RUS	14 MAR 1991	F38	4.64 +1.5 988	4.78 +0.3 1003	4.84 -0.2 1009	4.51 +0.7 971	4.76 +1.4 1001	x +0.7	<b>4.84</b> -0.2 PR <b>1009</b>	
2	1396	STRYZHAK Inna	UKR	11 JUN 1985	F38	4.79 +0.6 1004	4.68 +1.0 993	x +1.5 979	4.57 +1.7 971	4.38 +1.5 951	x +3.1	<b>4.79</b> +0.6 <b>1004</b>	
3	1072	CAO Yuanhang	CHN	20 NOV 1991	F37	4.40 +1.1 993	4.25 +1.7 973	4.24 +1.2 971	x +2.2 940	4.06 +1.7 958	4.16 +1.4	<b>4.40</b> +1.1 PR <b>993</b>	
4	1247	ADOMAITIENE Ramune	LTU	5 NOV 1968	F38	4.61 +1.1 984	4.67 +2.8 992	4.47 +0.9 965	4.46 +0.5 964	4.40 +2.5 954	4.53 +0.7 974	<b>4.67</b> +2.8 <b>992</b>	
5	1364	BAHI Neda	TUN	1 JAN 1992	F37	4.17 +0.5 960	4.09 +1.0 946	4.09 +1.8 946	4.35 0.0 987	x +2.7	x +0.6	<b>4.35</b> 0.0 RR <b>987</b>	
6	1305	LANGNER Marta	POL	29 DEC 1991	F37	4.20 +0.7 965	x -0.3	x +0.2	x +1.5	4.15 +1.5 957	4.10 +1.5 948	<b>4.20</b> +0.7 <b>965</b>	
7	1210	JAMESON Heather	IRL	20 MAY 1997	F37	3.64 +1.3 828	4.11 +1.9 950	x +1.6	x +1.0	2.95 +2.0 487	3.89 +0.7 902	<b>4.11</b> +1.9 PB <b>950</b>	
8	1215	THORSTEINSDOTTIR Matthildur	ISL	8 APR 1997	F37	x +1.8	3.63 -0.2 825	4.07 -1.5 942	3.83 0.0 887	4.08 +2.1 944	4.03 +1.4 934	<b>4.08</b> +2.1 <b>944</b>	
9	1178	HAUSBERGER Maike	GER	9 JAN 1995	F37	3.88 +1.7 900	3.84 +0.6 889	x +0.2				<b>3.88</b> +1.7 <b>900</b>	
10	1280	BENSON Johanna	NAM	17 FEB 1990	F37	x +1.8	3.71 +2.6 851	3.61 +0.9 818				<b>3.71</b> +2.6 <b>851</b>	
11	1030	PARRISH Katie	AUS	4 JUL 1991	F38	x +0.7	3.82 +0.8 811	3.62 +0.6 734				<b>3.82</b> +0.8 <b>811</b>	
12	1244	GRUTZITE Liene	LAT	2 JUL 1986	F37	3.40 +0.7 733	3.35 +1.0 710	x -0.1				<b>3.40</b> +0.7 <b>733</b>	

Starting order	1	2	3	4	5	6	7	8	9	10	11	12
Initial	1210	1305	1244	1215	1396	1178	1364	1030	1280	1072	1325	1247
Final	1215	1210	1364	1305	1247	1072	1396	1325				

## Weather conditions

Temperature: 13 °C Humidity: 54 % Conditions: Sunny

## LEGEND

PB Personal Best PR Paralympic Record RR Regional Record x Failure



Olympic Stadium

FRI 31 AUG 2012  
10:08

Athletics

Women's Long Jump — F37/38

Final



## Start List

## F37 Records

<b>WORLD RECORD</b>	<b>4.92m</b>	<b>McINTOSH Lisa</b>	AUS	Canberra, ACT (AUS)	6 APR 2001
<b>PARALYMPIC RECORD</b>	<b>3.92m</b>	<b>STORCH Carmen</b>	GER	Atlanta, GA (USA)	17 AUG 1996

## F38 Records

<b>WORLD RECORD</b>	<b>4.96m</b>	<b>STRYZHAK Inna</b>	UKR	Stadskanaal (NED)	26 JUN 2012
<b>PARALYMPIC RECORD</b>	<b>4.49m</b>	<b>GRIGALIUNIENE Aldona</b>	LTU	Atlanta, GA (USA)	17 AUG 1996

Order	Bib	Name	NPC Code	Date of Birth	Sport Class	PB	SB	1	2	3	Best	4	5	6	Result	Rank
1	1210	JAMESON Heather	IRL	20 MAY 1997	F37	3.90	3.90									
2	1305	LANGNER Marta	POL	29 DEC 1991	F37	4.33	4.27									
3	1244	GRUTZITE Liene	LAT	2 JUL 1986	F37	3.65	3.65									
4	1215	THORSTEINSDOTTIR Matthildur	ISL	8 APR 1997	F37	4.10	4.10									
5	1396	STRYZHAK Inna	UKR	11 JUN 1985	F38	4.96	4.96									
6	1178	HAUSBERGER Maike	GER	9 JAN 1995	F37	4.03	4.03									
7	1364	BAHI Neda	TUN	1 JAN 1992	F37	4.27	4.20									
8	1030	PARRISH Katie	AUS	4 JUL 1991	F38	4.35	4.35									
9	1280	BENSON Johanna	NAM	17 FEB 1990	F37	3.79	3.79									
10	1072	CAO Yuanhang	CHN	20 NOV 1991	F37	4.59	4.59									
11	1325	GONCHAROVA Margarita	RUS	14 MAR 1991	F38	5.04	5.04									
12	1247	ADOMAITIENE Ramune	LTU	5 NOV 1968	F38	4.65	4.63									

## LEGEND

**PB** Personal Best                      **SB** Season's Best




Olympic Stadium

SUN 2 SEP 2012  
10:11

Athletics

Women's Long Jump — F42/44

Final



## Results

## F42 Records

<b>WORLD RECORD</b>	4.38m	CARTWRIGHT Kelly	AUS	London (GBR)	2 SEP 2012
<b>PARALYMPIC RECORD</b>	4.38m	CARTWRIGHT Kelly	AUS	London (GBR)	2 SEP 2012

## F44 Records

<b>WORLD RECORD</b>	5.43m	le FUR Marie-Amelie	FRA	Belfort (FRA)	22 JUN 2012
<b>PARALYMPIC RECORD</b>	5.28m	REID Stef	GBR	London (GBR)	2 SEP 2012

Rank	Bib	Name	NPC Code	Date of Birth	Sport Class	1	2	3	4	5	6	Result	Wind	Points
1	1018	CARTWRIGHT Kelly	AUS	22 APR 1989	F42	3.98 -0.2 977	4.16 -1.5 1005	4.38 -0.5 1030	4.29 -0.2 1021	4.32 +0.9 1024	x -1.2	<b>4.38</b> -0.5 WR <b>1030</b>		
2	1162	REID Stef	GBR	26 OCT 1984	F44	x -0.9 1003	5.08 +0.6 1023	5.28 -0.6 938	4.65 -1.5 938	x +0.5 988	4.96 0.0	<b>5.28</b> -0.6 PR <b>1023</b>		
3	1140	le FUR Marie-Amelie	FRA	26 SEP 1988	F44	x -1.3 971	4.84 -0.8 963	4.79 -1.3 1001	5.06 +0.7 1001	x +0.6 1010	5.14 -1.2	<b>5.14</b> -1.2 <b>1010</b>		
4	1282	PRUYSEN Iris	NED	26 NOV 1987	F44	4.87 +0.7 976	4.49 +0.1 903	4.73 +1.1 953	4.74 -0.4 955	4.54 +0.2 915	4.64 -0.2 936	<b>4.87</b> +0.7 PB <b>976</b>		
5	1177	GREEN Katrin	GER	16 FEB 1985	F44	4.75 -0.7 956	4.57 +0.7 921	4.85 +0.5 973	4.35 -0.8 866	x +0.3 917	4.55 -0.5	<b>4.85</b> +0.5 SB <b>973</b>		
6	1181	LOW Vanessa	GER	17 JUL 1990	F42	x +0.2 911	3.69 -0.1 958	3.88 -0.2 958	3.91 -0.7 964	3.47 -0.4 838	3.93 -0.2 968	<b>3.93</b> -0.2 <b>968</b>		
7	1088	WANG Juan	CHN	3 SEP 1975	F44	x 0.0 965	4.80 +0.3 858	4.32 +0.6 858	4.79 -1.4 963	x +0.5 912	4.53 -0.7	<b>4.80</b> +0.3 RR <b>965</b>		
8	1229	NAKANISHI Maya	JPN	3 JUN 1985	F44	x +1.6 940	4.66 +0.1 949	4.71 -0.1 963	4.79 +0.4 858	4.32 -2.0 858	x +0.4	<b>4.79</b> +0.4 <b>963</b>		
9	1230	SATO Mami	JPN	12 MAR 1982	F44	4.70 -0.8 947	x -1.3	x -0.9				<b>4.70</b> -0.8 PB <b>947</b>		
10	1286	VERDUIJN Suzan	NED	28 OCT 1983	F44	4.48 +0.5 900	4.49 +0.6 903	4.53 +1.0 912				<b>4.53</b> +1.0 <b>912</b>		
11	1284	SMITS Marije	NED	24 OCT 1986	F42	x +0.1 881	3.59 -1.0 856	3.52 +1.8				<b>3.59</b> -1.0 <b>881</b>		
12	1309	ZIELINSKA Ewa	POL	25 DEC 1972	F42	3.38 +2.0 801	3.48 +0.7 842	3.50 +0.2 849				<b>3.50</b> +0.2 SB <b>849</b>		
13	1216	CAIRONI Martina	ITA	13 SEP 1989	F42	3.18 +0.4 703	x -1.1	3.50 -1.0 849				<b>3.50</b> -1.0 <b>849</b>		
14	1184	SCHMIDT Jana	GER	13 DEC 1972	F42	3.42 +1.3 818	x -1.0	x +0.6				<b>3.42</b> +1.3 <b>818</b>		
15	1231	TAKAKUWA Saki	JPN	26 MAY 1992	F44	3.84 +0.2 676	3.91 -1.1 707	3.88 +0.2 694				<b>3.91</b> -1.1 <b>707</b>		

Starting order	1	2	3	4	5	6	7	8	9	10	11	12	13	14	15
Initial	1216	1140	1177	1229	1286	1162	1088	1282	1184	1284	1309	1181	1231	1018	1230
Final	1229	1181	1088	1140	1177	1282	1162	1018							

## Weather conditions

Temperature: 15 °C Humidity: 86 % Conditions: Cloudy

## LEGEND

**PB** Personal Best      **PR** Paralympic Record      **RR** Regional Record      **SB** Season Best  
**WR** World Record      **x** Failure




Olympic Stadium

SUN 2 SEP 2012  
10:11

Athletics

Women's Long Jump — F42/44

Final



## Start List

## F42 Records

<b>WORLD RECORD</b>	4.19m	CARTWRIGHT Kelly	AUS	Christchurch (NZL)	23 JAN 2011
<b>PARALYMPIC RECORD</b>	3.73m	WOLF Christine	AUS	Beijing (CHN)	8 SEP 2008

## F44 Records

<b>WORLD RECORD</b>	5.43m	le FUR Marie-Amelie	FRA	Belfort (FRA)	22 JUN 2012
<b>PARALYMPIC RECORD</b>	5.02m	SCHERNEY Andrea	AUT	Athens (GRE)	20 SEP 2004

Order	Bib	Name	NPC Code	Date of Birth	Sport Class	PB	SB	1	2	3	Best	4	5	6	Result	Rank
1	1216	CAIRONI Martina	ITA	13 SEP 1989	F42	3.80	3.80									
2	1140	le FUR Marie-Amelie	FRA	26 SEP 1988	F44	5.43	5.43									
3	1177	GREEN Katrin	GER	16 FEB 1985	F44	4.98	4.60									
4	1229	NAKANISHI Maya	JPN	3 JUN 1985	F44	4.96	4.85									
5	1286	VERDUIJN Suzan	NED	28 OCT 1983	F44	5.03	5.03									
6	1162	REID Stef	GBR	26 OCT 1984	F44	5.09	4.87									
7	1088	WANG Juan	CHN	3 SEP 1975	F44	4.78										
8	1282	PRUYSEN Iris	NED	26 NOV 1987	F44	4.78	4.78									
9	1184	SCHMIDT Jana	GER	13 DEC 1972	F42	3.87	3.87									
10	1284	SMITS Marije	NED	24 OCT 1986	F42	3.74	3.74									
11	1309	ZIELINSKA Ewa	POL	25 DEC 1972	F42	3.62	3.37									
12	1181	LOW Vanessa	GER	17 JUL 1990	F42	4.21	4.21									
13	1231	TAKAKUWA Saki	JPN	26 MAY 1992	F44	4.37	4.37									
14	1018	CARTWRIGHT Kelly	AUS	22 APR 1989	F42	4.19	3.80									
15	1230	SATO Mami	JPN	12 MAR 1982	F44	4.56	4.56									

## LEGEND

**PB** Personal Best                      **SB** Season's Best






Olympic Stadium

SUN 2 SEP 2012  
19:45

Athletics

Women's Long Jump — F46

Final



## Results

<b>WORLD RECORD</b>	<b>5.89m</b>	<b>BEATTIE Carlee</b>	AUS	Melbourne, VIC (AUS)	15 APR 2011
<b>PARALYMPIC RECORD</b>	<b>5.71m</b>	<b>LEANTSIUK Iryna</b>	BLR	Athens (GRE)	20 SEP 2004

Rank	Bib	Name	NPC Code	Date of Birth	Sport Class	1	2	3	4	5	6	Result	Wind
1	1332	RODOMAKINA Nikol	RUS	14 FEB 1993	F46	5.63	5.60	5.50	5.62	5.40	5.63	<b>5.63</b>	+0.4 SB
2	1016	BEATTIE Carlee	AUS	9 SEP 1982	F46	x	x	5.34	x	5.38	5.57	<b>5.57</b>	+0.4
						-1.1	+1.0	-0.9	+1.2	-0.8	-0.3	-0.3	
3	1085	OUYANG Jingling	CHN	27 DEC 1987	F46	5.20	5.41	5.33	5.25	5.32	5.34	<b>5.41</b>	-1.1 RR
						-1.9	-1.1	-0.9	-1.3	-1.3	-0.8	-1.1	
4	1048	FINDER Sheila	BRA	15 AUG 1979	F46	5.03	5.07	4.99	4.92	4.79	4.87	<b>5.07</b>	+2.2
						-0.7	+2.2	-0.5	-0.7	-1.3	-0.7	+2.2	
5	1356	GAJARSKA Lenka	SVK	6 APR 1985	F46	4.68	4.70	x	4.49	4.67	x	<b>4.70</b>	-0.6 =SB
						-0.3	-0.6	-1.2	-1.6	-1.1	-1.3	-0.6	
6	1196	SMARAGDI Styliani	GRE	3 AUG 1995	F46	4.55	x	4.52	4.68	4.57	4.47	<b>4.68</b>	-0.7
						-0.6	-0.4	0.0	-0.7	0.0	-0.8	-0.7	

Starting order	1	2	3	4	5	6
Initial	1048	1332	1356	1085	1196	1016
Final	1196	1356	1048	1016	1085	1332

## Weather conditions

Temperature: 18 °C

Humidity: 80 %

Conditions: Cloudy

## LEGEND

**=SB** Equal Season Best      **RR** Regional Record      **SB** Season Best      **x** Failure



Olympic Stadium

SUN 2 SEP 2012  
19:45

Athletics

Women's Long Jump — F46

Final



### Start List

<b>WORLD RECORD</b>	<b>5.89m</b>	<b>BEATTIE Carlee</b>	AUS	Melbourne, VIC (AUS)	15 APR 2011
<b>PARALYMPIC RECORD</b>	<b>5.71m</b>	<b>LEANTSIUK Iryna</b>	BLR	Athens (GRE)	20 SEP 2004

Order	Bib	Name	NPC Code	Date of Birth	Sport Class	PB	SB	1	2	3	Best	4	5	6	Result	Rank
1	1048	FINDER Sheila	BRA	15 AUG 1979	F46	5.42	5.12									
2	1332	RODOMAKINA Nikol	RUS	14 FEB 1993	F46	5.67	5.47									
3	1356	GAJARSKA Lenka	SVK	6 APR 1985	F46	5.13	4.70									
4	1085	OUYANG Jingling	CHN	27 DEC 1987	F46	5.45										
5	1196	SMARAGDI Styliani	GRE	3 AUG 1995	F46	4.74	4.74									
6	1016	BEATTIE Carlee	AUS	9 SEP 1982	F46	5.89	5.65									

<b>LEGEND</b>
<b>PB</b> Personal Best <b>SB</b> Season's Best




Olympic Stadium

WED 5 SEP 2012  
10:00

Athletics

Women's Shot Put — F11/12

Final



## Results

### F11 Records

<b>WORLD RECORD</b>	<b>16.74m</b>	<b>LEGNANTE Assunta</b>	ITA	London (GBR)	5 SEP 2012
<b>PARALYMPIC RECORD</b>	<b>16.74m</b>	<b>LEGNANTE Assunta</b>	ITA	London (GBR)	5 SEP 2012

### F12 Records

<b>WORLD RECORD</b>	<b>13.06m</b>	<b>SIVAKOVA Tamara</b>	BLR	Assen (NED)	6 SEP 2006
<b>PARALYMPIC RECORD</b>	<b>12.82m</b>	<b>SIVAKOVA Tamara</b>	BLR	Athens (GRE)	25 SEP 2004

Rank	Bib	Name	NPC Code	Date of Birth	Sport Class	1	2	3	4	5	6	Result (Points)	
1	1218	LEGNANTE Assunta	ITA	14 MAY 1978	F11	16.74 (1011)	16.47 (1011)	15.80 (1011)	16.41 (1011)	16.45 (1011)	16.69 (1011)	16.74 <b>(1011)</b>	WR
2	1087	TANG Hongxia	CHN	18 AUG 1976	F11	11.58 (1006)	11.83 (1007)	x	11.44 (1005)	12.47 (1008)	11.29 (1005)	12.47 <b>(1008)</b>	RR
3	1097	ZHANG Liangmin	CHN	12 OCT 1985	F11	10.28 (997)	x	x	9.86 (992)	10.57 (1000)	11.07 (1003)	11.07 <b>(1003)</b>	SB
4	1262	JIMENEZ MANZANAREZ Tania L	MEX	9 JUL 1982	F11	9.24 (981)	8.87 (971)	8.45 (956)	8.50 (958)	8.93 (973)	8.85 (970)	9.24 <b>(981)</b>	
5	1207	TAKTAZ Hajar	IRI	14 OCT 1976	F11	7.75 (918)	x	8.81 (969)	8.48 (957)	8.85 (970)	8.84 (970)	8.85 <b>(970)</b>	PB
6	1043	SIVAKOVA Tamara	BLR	16 AUG 1965	F12	12.21 (956)	12.39 (966)	x	11.82 (932)	12.08 (948)	12.31 (962)	12.39 <b>(966)</b>	SB
7	1045	CAMPOS Izabela	BRA	11 APR 1981	F11	8.53 (959)	x	8.07 (938)	8.39 (953)	8.30 (949)	8.71 (966)	8.71 <b>(966)</b>	
8	1331	PROKOFYEVA Marta	RUS	31 OCT 1987	F12	12.15 (952)	11.77 (928)	12.04 (946)	11.69 (923)	12.25 (958)	11.95 (940)	12.25 <b>(958)</b>	
9	1387	ILCHYNA Orysia	UKR	11 MAR 1990	F12	11.76 (928)	11.75 (927)	11.76 (928)				11.76 <b>(928)</b>	SB
10	1265	OSORIO COTA Rita Elena	MEX	12 JUN 1976	F11	7.19 (871)	7.80 (921)	7.54 (902)				7.80 <b>(921)</b>	PB
11	1427	PINTO Yuclesy	VEN	11 APR 1981	F11	7.43 (893)	7.56 (904)	7.33 (884)				7.56 <b>(904)</b>	
12	1209	DUNNE Ailish	IRL	20 JUL 1985	F11	6.64 (804)	6.67 (808)	6.12 (717)				6.67 <b>(808)</b>	
13	1037	EDER Natalija	AUT	6 AUG 1980	F12	x	9.96 (773)	9.78 (754)				9.96 <b>(773)</b>	
14	1271	VALENZUELA ALVAREZ Rebeca	MEX	1 SEP 1992	F12	9.95 (772)	9.41 (712)	x				9.95 <b>(772)</b>	
15	1143	WELEPA Rose	FRA	19 JAN 1986	F12	9.89 (766)	9.80 (756)	9.62 (736)				9.89 <b>(766)</b>	PB
16	1255	ENIKUTTY Hamela Devi	MAS	12 JAN 1990	F12	8.40 (582)	9.77 (753)	9.23 (690)				9.77 <b>(753)</b>	
17	1011	ALMADA Mariela	ARG	3 NOV 1980	F12	9.46 (718)	9.47 (719)	9.72 (747)				9.72 <b>(747)</b>	
18	1211	LATTIMORE Nadine	IRL	15 NOV 1983	F11	5.78 (646)	6.06 (705)	5.79 (648)				6.06 <b>(705)</b>	
	1108	RESTREPO MUNOZ Yesenia Maria	COL	3 JUN 1982	F11	x	x	x				NM	

Starting order	1	2	3	4	5	6	7	8	9	10	11	12	13	14	15	16
Initial	1043	1108	1207	1387	1211	1427	1218	1143	1209	1011	1087	1037	1255	1262	1045	1097
Final	1331	1045	1043	1207	1262	1097	1087	1218								

Starting order	17	18	19													
Initial	1265	1331	1271													
Final																

### Weather conditions

Temperature: 16 °C Humidity: 50 % Conditions: Sunny

### LEGEND

**NM** No Mark **PB** Personal Best **RR** Regional Record **SB** Season Best  
**WR** World Record **x** Failure



Olympic Stadium

WED 5 SEP 2012  
10:00

Athletics

Women's Shot Put — F11/12

Final



## Start List

## F11 Records

<b>WORLD RECORD</b>	<b>15.89m</b>	<b>LEGNANTE Assunta</b>	ITA	Ascoli Piceno (ITA)	28 JUL 2012
<b>PARALYMPIC RECORD</b>	<b>10.99m</b>	<b>LJUBISIC Ljiljana</b>	CAN	Atlanta, GA (USA)	17 AUG 1996

## F12 Records

<b>WORLD RECORD</b>	<b>13.06m</b>	<b>SIVAKOVA Tamara</b>	BLR	Assen (NED)	6 SEP 2006
<b>PARALYMPIC RECORD</b>	<b>12.82m</b>	<b>SIVAKOVA Tamara</b>	BLR	Athens (GRE)	25 SEP 2004

Order	Bib	Name	NPC Code	Date of Birth	Sport Class	PB	SB	1	2	3	Best	4	5	6	Result	Rank
1	1043	SIVAKOVA Tamara	BLR	16 AUG 1965	F12	12.55	12.30									
2	1108	RESTREPO MUNOZ Yesenia Maria	COL	3 JUN 1982	F11	7.64	7.51									
3	1207	TAKTAZ Hajar	IRI	14 OCT 1976	F11	8.59	8.59									
4	1387	ILCHYNA Orysia	UKR	11 MAR 1990	F12	12.30	11.30									
5	1211	LATTIMORE Nadine	IRL	15 NOV 1983	F11	7.68	7.57									
6	1427	PINTO Yuclesy	VEN	11 APR 1981	F11	8.07	7.57									
7	1218	LEGNANTE Assunta	ITA	14 MAY 1978	F11	15.89	15.89									
8	1143	WELEPA Rose	FRA	19 JAN 1986	F12	9.60	9.60									
9	1209	DUNNE Ailish	IRL	20 JUL 1985	F11	7.58	7.58									
10	1011	ALMADA Mariela	ARG	3 NOV 1980	F12	10.65	10.05									
11	1087	TANG Hongxia	CHN	18 AUG 1976	F11	12.43	11.99									
12	1037	EDER Natalija	AUT	6 AUG 1980	F12	10.35	10.35									
13	1255	ENIKUTTY Hamela Devi	MAS	12 JAN 1990	F12	10.38	10.38									
14	1262	JIMENEZ MANZANAREZ Tania L	MEX	9 JUL 1982	F11	9.25	9.25									
15	1045	CAMPOS Izabela	BRA	11 APR 1981	F11	9.16	9.16									
16	1097	ZHANG Liangmin	CHN	12 OCT 1985	F11	12.29										
17	1265	OSORIO COTA Rita Elena	MEX	12 JUN 1976	F11	7.61	7.61									
18	1331	PROKOFYEVA Marta	RUS	31 OCT 1987	F12	12.56	12.56									
19	1271	VALENZUELA ALVAREZ Rebeca	MEX	1 SEP 1992	F12	10.50	10.42									

## LEGEND

PB Personal Best

SB Season's Best




Olympic Stadium

WED 5 SEP 2012  
19:45

Athletics

Women's Shot Put — F20

Final



## Results

<b>WORLD RECORD</b>	<b>14.33m</b>	<b>DURSKA Ewa</b>	POL	Dreux (FRA)	8 JUL 2006
<b>PARALYMPIC RECORD</b>	<b>12.69m</b>	<b>DURSKA Ewa</b>	POL	Sydney, NSW (AUS)	29 OCT 2000

Rank	Bib	Name	NPC Code	Date of Birth	Sport Class	1	2	3	4	5	6	Result
1	1300	DURSKA Ewa	POL	27 FEB 1977	F20	13.08	13.40	13.51	13.80	x	12.80	<b>13.80</b> PR
2	1393	MYSNYK Anastasiia	UKR	19 FEB 1991	F20	12.34	12.67	12.59	12.35	12.41	12.38	<b>12.67</b> PB
3	1391	KUDELYA Svitlana	UKR	22 JAN 1992	F20	11.74	12.09	x	x	12.03	12.24	<b>12.24</b>
4	1313	FERNANDES Ines	POR	28 JUN 1988	F20	11.48	11.53	11.28	11.52	11.27	11.84	<b>11.84</b>
5	1133	TIK Sirly	EST	4 SEP 1974	F20	10.77	11.15	11.12	11.04	11.54	11.01	<b>11.54</b> PB
6	1182	MAST Sandra	GER	30 AUG 1986	F20	11.16	11.26	10.44	x	11.36	x	<b>11.36</b>
7	1256	RAMLAN Nursuhana	MAS	4 OCT 1992	F20	10.06	10.31	9.75	10.40	10.71	x	<b>10.71</b>
8	1426	GUERRERO Eddy	VEN	26 NOV 1989	F20	10.00	x	9.88	10.22	10.11	8.78	<b>10.22</b> PB
9	1198	ZISKA Evangelia	GRE	3 AUG 1993	F20	9.76	9.74	9.73				<b>9.76</b>
10	1263	MENDOZA DIAZ Leslie Lizeth	MEX	2 FEB 1990	F20	9.05	x	9.32				<b>9.32</b>
11	1379	TAHTAKALE Aysegul	TUR	14 JUL 1988	F20	8.41	x	8.31				<b>8.41</b>

Starting order	1	2	3	4	5	6	7	8	9	10	11
Initial	1182	1256	1300	1263	1391	1133	1198	1379	1393	1426	1313
Final	1426	1256	1133	1182	1313	1391	1393	1300			

## Weather conditions

Temperature: 20 °C

Humidity: 42 %

Conditions: Sunny

## LEGEND

**PB** Personal Best      **PR** Paralympic Record      **x** Failure



Olympic Stadium

WED 5 SEP 2012  
19:45

Athletics

Women's Shot Put — F20

Final



### Start List

<b>WORLD RECORD</b>	<b>14.33m</b>	<b>DURSKA Ewa</b>	POL	Dreux (FRA)	8 JUL 2006
<b>PARALYMPIC RECORD</b>	<b>12.69m</b>	<b>DURSKA Ewa</b>	POL	Sydney, NSW (AUS)	29 OCT 2000

Order	Bib	Name	NPC Code	Date of Birth	Sport Class	PB	SB	1	2	3	Best	4	5	6	Result	Rank
1	1182	MAST Sandra	GER	30 AUG 1986	F20	11.55	11.55									
2	1256	RAMLAN Nursuhana	MAS	4 OCT 1992	F20	10.88	10.88									
3	1300	DURSKA Ewa	POL	27 FEB 1977	F20	13.47	12.16									
4	1263	MENDOZA DIAZ Leslie Lizeth	MEX	2 FEB 1990	F20	10.04	10.04									
5	1391	KUDELYA Svitlana	UKR	22 JAN 1992	F20	12.60	12.60									
6	1133	TIK Sily	EST	4 SEP 1974	F20	11.13	11.13									
7	1198	ZISKA Evangelia	GRE	3 AUG 1993	F20	10.22	10.22									
8	1379	TAHTAKALE Aysegul	TUR	14 JUL 1988	F20	9.08	9.08									
9	1393	MYSNYK Anastasiia	UKR	19 FEB 1991	F20	12.04	11.62									
10	1426	GUERRERO Eddy	VEN	26 NOV 1989	F20	9.61										
11	1313	FERNANDES Ines	POR	28 JUN 1988	F20	12.20	12.20									

**LEGEND**

**PB** Personal Best                      **SB** Season's Best




Olympic Stadium

THU 6 SEP 2012  
19:03

Athletics

Women's Shot Put — F32/33/34

Final



## Results

## F32 Records

<b>WORLD RECORD</b>	6.61m	<b>STAMATOULA Maria</b>	GRE	Athens (GRE)	1 JUN 2012
<b>PARALYMPIC RECORD</b>	5.64m	<b>STAMATOULA Maria</b>	GRE	Beijing (CHN)	15 SEP 2008

## F33 Records

<b>WORLD RECORD</b>	6.50m	<b>YAKYBCHUK Tetyana</b>	UKR	New London, CT (USA)	9 JUL 2005
<b>PARALYMPIC RECORD</b>	6.48m	<b>YAKYBCHUK Tetyana</b>	UKR	Beijing (CHN)	15 SEP 2008

## F34 Records

<b>WORLD RECORD</b>	10.20m	<b>KOBER Birgit</b>	GER	Berlin (GER)	16 JUN 2012
<b>PARALYMPIC RECORD</b>	8.54m	<b>POHL Birgit</b>	GER	Athens (GRE)	26 SEP 2004

Rank	Bib	Name	NPC Code	Date of Birth	Sport Class	1	2	3	4	5	6	Result (Points)	
1	1180	<b>KOBER Birgit</b>	GER	10 JUL 1971	F34	10.25 (1112)	x	x	10.20 (1109)	9.91 (1090)	x	10.25 <b>(1112)</b>	WR
2	1023	<b>ELLERY Louise</b>	AUS	4 JAN 1977	F32	x	5.90 (895)	5.79 (876)	x	5.75 (869)	5.67 (855)	5.90 <b>(895)</b>	PR
3	1369	<b>IBRAHMI Maroua</b>	TUN	19 SEP 1988	F32	5.47 (818)	5.60 (842)	5.75 (869)	5.11 (746)	5.43 (810)	5.25 (775)	5.75 <b>(869)</b>	RR
4	1135	<b>HUOVINEN Marjaana</b>	FIN	19 APR 1967	F34	7.55 (854)	7.49 (845)	7.64 (866)	7.14 (796)	7.29 (817)	7.37 (829)	7.64 <b>(866)</b>	PB
5	1197	<b>STAMATOULA Maria</b>	GRE	15 AUG 1972	F32	5.66 (853)	x	4.92 (705)	x	x	x	5.66 <b>(853)</b>	
6	1029	<b>MOORE Brydee</b>	AUS	1 MAY 1990	F33	3.93 (406)	x	5.84 (813)	5.55 (759)	6.05 (850)	x	6.05 <b>(850)</b>	
7	1002	<b>GASMI Mounia</b>	ALG	2 MAY 1990	F32	x	x	5.43 (810)	5.16 (756)	x	5.56 (835)	5.56 <b>(835)</b>	
8	1179	<b>HERRMANN Frances</b>	GER	22 JUN 1989	F34	6.95 (767)	7.27 (815)	7.36 (827)	6.88 (756)	7.04 (781)	7.21 (806)	7.36 <b>(827)</b>	
9	1324	<b>DORONINA Veronika</b>	RUS	14 DEC 1995	F34	7.06 (784)	6.50 (695)	7.03 (779)				7.06 <b>(784)</b>	
10	1171	<b>BRAEMER-SKOWRONEK Marie</b>	GER	9 DEC 1990	F34	7.01 (776)	x	6.98 (771)				7.01 <b>(776)</b>	
11	1323	<b>BURDYKINA Elena</b>	RUS	8 MAY 1988	F34	6.83 (748)	6.77 (739)	6.83 (748)				6.83 <b>(748)</b>	
12	1317	<b>NHLAPO Zandile</b>	RSA	9 SEP 1984	F34	5.37 (495)	x	6.41 (680)				6.41 <b>(680)</b>	SB
13	1161	<b>PRESCOTT Gemma</b>	GBR	25 SEP 1983	F32	3.61 (393)	4.19 (535)	4.14 (523)				4.19 <b>(535)</b>	
	1382	<b>ALZAABI Thuraya</b>	UAE	10 MAR 1970	F34	x	x	x				NM	

Starting order	1	2	3	4	5	6	7	8	9	10	11	12	13	14
Initial	1324	1135	1197	1179	1023	1002	1029	1323	1161	1317	1369	1382	1171	1180
Final	1002	1029	1179	1197	1135	1369	1023	1180						

## Weather conditions

Temperature: 21 °C Humidity: 39 % Conditions: Sky Clear

## LEGEND

<b>NM</b>	No Mark	<b>PB</b>	Personal Best	<b>PR</b>	Paralympic Record	<b>RR</b>	Regional Record
<b>SB</b>	Season Best	<b>WR</b>	World Record	<b>x</b>	Failure		




Olympic Stadium

THU 6 SEP 2012  
19:03

Athletics

Women's Shot Put — F32/33/34

Final



## Start List

**REVISED**  
6 SEP 9:30

## F32 Records

<b>WORLD RECORD</b>	6.61m	STAMATOULA Maria	GRE	Athens (GRE)	1 JUN 2012
<b>PARALYMPIC RECORD</b>	5.64m	STAMATOULA Maria	GRE	Beijing (CHN)	15 SEP 2008

## F33 Records

<b>WORLD RECORD</b>	6.50m	YAKYBCHUK Tetyana	UKR	New London, CT (USA)	9 JUL 2005
<b>PARALYMPIC RECORD</b>	6.48m	YAKYBCHUK Tetyana	UKR	Beijing (CHN)	15 SEP 2008

## F34 Records

<b>WORLD RECORD</b>	10.20m	KOBER Birgit	GER	Berlin (GER)	16 JUN 2012
<b>PARALYMPIC RECORD</b>	8.54m	POHL Birgit	GER	Athens (GRE)	26 SEP 2004

Order	Bib	Name	NPC Code	Date of Birth	Sport Class	PB	SB	1	2	3	Best	4	5	6	Result	Rank
1	1324	DORONINA Veronika	RUS	14 DEC 1995	F34	7.56	7.56									
2	1135	HUOVINEN Marjaana	FIN	19 APR 1967	F34	7.46	7.46									
3	1197	STAMATOULA Maria	GRE	15 AUG 1972	F32	6.61	6.61									
4	1179	HERRMANN Frances	GER	22 JUN 1989	F34	7.75	7.72									
5	1023	ELLERY Louise	AUS	4 JAN 1977	F32	6.31	6.19									
6	1002	GASMI Mounia	ALG	2 MAY 1990	F32	5.65	5.65									
7	1029	MOORE Brydee	AUS	1 MAY 1990	F33	6.49	6.49									
8	1323	BURDYKINA Elena	RUS	8 MAY 1988	F34	7.27	7.27									
9	1161	PRESCOTT Gemma	GBR	25 SEP 1983	F32	5.76	4.85									
10	1317	NHLAPO Zandile	RSA	9 SEP 1984	F34	6.81	6.22									
11	1369	IBRAHMI Maroua	TUN	19 SEP 1988	F32	5.80	5.80									
12	1382	ALZAABI Thuraya	UAE	10 MAR 1970	F34	6.56	6.49									
13	1171	BRAEMER-SKOWRONEK Marie	GER	9 DEC 1990	F34	7.06	7.06									
14	1180	KOBER Birgit	GER	10 JUL 1971	F34	10.20	10.20									

## LEGEND

**PB** Personal Best                      **SB** Season's Best

Starting order / pool allocation changed.






Olympic Stadium

SUN 2 SEP 2012  
10:10

Athletics

Women's Shot Put — F35/36

Final



## Results

## F35 Records

<b>WORLD RECORD</b>	12.22m	POMAZAN Mariia	UKR	London (GBR)	2 SEP 2012
<b>PARALYMPIC RECORD</b>	12.22m	POMAZAN Mariia	UKR	London (GBR)	2 SEP 2012

## F36 Records

<b>WORLD RECORD</b>	10.64m	WU Qing	CHN	London (GBR)	2 SEP 2012
<b>PARALYMPIC RECORD</b>	10.64m	WU Qing	CHN		2 SEP 2012

Rank	Bib	Name	NPC Code	Date of Birth	Sport Class	1	2	3	4	5	6	Result (Points)	
1	1394	POMAZAN Mariia	UKR	15 OCT 1988	F35	11.15 (1010)	11.42 (1025)	12.22 (1062)	11.39 (1023)	x	x	12.22 <b>(1062)</b>	WR
2	1089	WANG Jun	CHN	30 JUN 1990	F35	10.59 (971)	11.40 (1024)	12.00 (1053)	11.62 (1035)	11.81 (1045)	12.07 (1056)	12.07 <b>(1056)</b>	RR
3	1091	WU Qing	CHN	25 MAR 1988	F36	10.60 (1039)	9.26 (941)	10.18 (1014)	10.16 (1013)	10.64 (1041)	10.44 (1030)	10.64 <b>(1041)</b>	WR
4	1032	PROUDFOOT Katherine	AUS	21 APR 1977	F36	9.21 (936)	9.24 (939)	x	8.49 (853)	9.63 (974)	9.76 (984)	9.76 <b>(984)</b>	
5	1392	MALCHYK Alla	UKR	13 SEP 1977	F36	8.73 (883)	8.83 (895)	8.83 (895)	9.09 (923)	8.82 (894)	9.01 (915)	9.09 <b>(923)</b>	SB
6	1299	CHILEWSKA Renata	POL	4 AUG 1966	F35	9.50 (869)	9.54 (873)	x	8.89 (791)	x	9.07 (816)	9.54 <b>(873)</b>	
7	1071	BAO Jiongyu	CHN	22 AUG 1984	F35	8.24 (692)	8.47 (729)	8.18 (682)	8.33 (707)	8.44 (724)	8.38 (715)	8.47 <b>(729)</b>	PB
8	1050	OLIVEIRA Marivana	BRA	2 MAY 1990	F35	7.94 (641)	7.92 (637)	8.15 (677)	x	8.13 (674)	x	8.15 <b>(677)</b>	RR
9	1320	van ZYL Chenelle	RSA	30 MAY 1984	F35	6.28 (318)	x	7.83 (621)				7.83 <b>(621)</b>	
10	1013	MUNOZ Perla Amanda	ARG	27 FEB 1974	F35	7.35 (531)	7.49 (558)	7.54 (567)				7.54 <b>(567)</b>	

Starting order	1	2	3	4	5	6	7	8	9	10
Initial	1071	1032	1299	1392	1089	1320	1013	1394	1091	1050
Final	1050	1071	1299	1392	1032	1091	1089	1394		

## Weather conditions

Temperature: 14 °C Humidity: 85 % Conditions: Cloudy

## LEGEND

**PB** Personal Best      **RR** Regional Record      **SB** Season Best      **WR** World Record  
**x** Failure



Olympic Stadium

SUN 2 SEP 2012  
10:10

Athletics

Women's Shot Put — F35/36

Final



## Start List

## F35 Records

<b>WORLD RECORD</b>	<b>11.34m</b>	<b>POMAZAN Mariia</b>	UKR	Stadskanaal (NED)	25 JUN 2012
<b>PARALYMPIC RECORD</b>	<b>9.47m</b>	<b>FOLTOVA Veronika</b>	CZE	Athens (GRE)	23 SEP 2004

## F36 Records

<b>WORLD RECORD</b>	<b>10.18m</b>	<b>PROUDFOOT Katherine</b>	AUS	Melbourne, VIC (AUS)	15 APR 2012
<b>PARALYMPIC RECORD</b>	<b>9.33m</b>	<b>MALCHYK Alla</b>	UKR	Beijing (CHN)	12 SEP 2008

Order	Bib	Name	NPC Code	Date of Birth	Sport Class	PB	SB	1	2	3	Best	4	5	6	Result	Rank
1	1071	BAO Jiongyu	CHN	22 AUG 1984	F35	8.38										
2	1032	PROUDFOOT Katherine	AUS	21 APR 1977	F36	10.18	10.18									
3	1299	CHILEWSKA Renata	POL	4 AUG 1966	F35	9.61	9.61									
4	1392	MALCHYK Alla	UKR	13 SEP 1977	F36	9.57	8.76									
5	1089	WANG Jun	CHN	30 JUN 1990	F35	10.26										
6	1320	van ZYL Chenelle	RSA	30 MAY 1984	F35	9.18	9.18									
7	1013	MUNOZ Perla Amanda	ARG	27 FEB 1974	F35	8.15	8.15									
8	1394	POMAZAN Mariia	UKR	15 OCT 1988	F35	11.34	11.34									
9	1091	WU Qing	CHN	25 MAR 1988	F36	10.06										
10	1050	OLIVEIRA Marivana	BRA	2 MAY 1990	F35	8.62	8.62									

## LEGEND

**PB** Personal Best                      **SB** Season's Best




Olympic Stadium

TUE 4 SEP 2012  
10:45

Athletics

Women's Shot Put — F37

Final



## Results

REVISED  
4 SEP 11:54

<b>WORLD RECORD</b>	<b>12.20m</b>	<b>MI Na</b>	CHN	London (GBR)	4 SEP 2012
<b>PARALYMPIC RECORD</b>	<b>12.20m</b>	<b>MI Na</b>	CHN		4 SEP 2012

Rank	Bib	Name	NPC Code	Date of Birth	Sport Class	1	2	3	4	5	6	Result
1	1084	MI Na	CHN	5 AUG 1986	F37	12.20	11.71	11.94	11.01	11.30	11.05	<b>12.20</b> WR
2	1093	XU Qiuping	CHN	29 AUG 1984	F37	10.36	10.50	11.04	10.93	10.42	x	<b>11.04</b> PB
3	1120	BERNA Eva	CZE	25 MAY 1986	F37	10.16	10.37	11.00	10.11	x	x	<b>11.00</b> RR
4	1046	COELHO Shirlene	BRA	19 FEB 1981	F37	10.27	10.29	10.01	9.50	10.57	10.60	<b>10.60</b> RR
5	1077	JIA Qianqian	CHN	27 JUL 1987	F37	9.85	x	9.57	10.35	9.99	x	<b>10.35</b> PB
6	1397	YASEVYCH Viktorya	UKR	13 SEP 1984	F37	9.15	x	9.56	x	9.93	x	<b>9.93</b> PB
7	1154	JONES Beverley	GBR	17 OCT 1974	F37	8.58	9.62	9.85	9.46	9.35	8.92	<b>9.85</b>
8	1245	KANTANE Taiga	LAT	27 MAR 1970	F37	8.88	9.05	8.98	9.01	9.21	8.41	<b>9.21</b> SB
9	1424	COHEN Yomaira	VEN	25 DEC 1982	F37	8.72	8.36	8.61				<b>8.72</b> PB
10	1244	GRUZITE Liene	LAT	2 JUL 1986	F37	7.83	7.11	6.78				<b>7.83</b>

Starting order	1	2	3	4	5	6	7	8	9	10
Initial	1120	1245	1397	1244	1154	1084	1424	1077	1046	1093
Final	1245	1397	1077	1154	1046	1120	1093	1084		

## Weather conditions

Temperature: 16 °C Humidity: 87 % Conditions: Partly cloudy

## LEGEND

**PB** Personal Best      **RR** Regional Record      **SB** Season Best      **WR** World Record  
**x** Failure

Weather added




Olympic Stadium

TUE 4 SEP 2012  
10:45

Athletics

Women's Shot Put — F37

Final



## Start List

<b>WORLD RECORD</b>	<b>11.61m</b>	<b>MI Na</b>	CHN	Guangzhou (CHN)	16 DEC 2010
<b>PARALYMPIC RECORD</b>	<b>11.58m</b>	<b>MI Na</b>	CHN	Beijing (CHN)	11 SEP 2008

Order	Bib	Name	NPC Code	Date of Birth	Sport Class	PB	SB	1	2	3	Best	4	5	6	Result	Rank
1	1120	BERNA Eva	CZE	25 MAY 1986	F37	10.82	10.72									
2	1245	KANTANE Taiga	LAT	27 MAR 1970	F37	10.01	8.99									
3	1397	YASEVYCH Viktoriya	UKR	13 SEP 1984	F37	9.45	9.42									
4	1244	GRUTZITE Liene	LAT	2 JUL 1986	F37	8.26	8.26									
5	1154	JONES Beverley	GBR	17 OCT 1974	F37	10.29	10.29									
6	1084	MI Na	CHN	5 AUG 1986	F37	11.89										
7	1424	COHEN Yomaira	VEN	25 DEC 1982	F37	8.45	8.45									
8	1077	JIA Qianqian	CHN	27 JUL 1987	F37	9.83										
9	1046	COELHO Shirlene	BRA	19 FEB 1981	F37	10.39	10.39									
10	1093	XU Qiuping	CHN	29 AUG 1984	F37	10.23										

## LEGEND

PB Personal Best

SB Season's Best




Olympic Stadium

SAT 8 SEP 2012  
19:34

Athletics

Women's Shot Put — F40

Final



## Results

<b>WORLD RECORD</b>	<b>9.73m</b>	<b>TLILI Raoua</b>	TUN	Manchester (GBR)	27 MAY 2011
<b>PARALYMPIC RECORD</b>	<b>8.95m</b>	<b>TLILI Raoua</b>	TUN	Beijing (CHN)	15 SEP 2008

Rank	Bib	Name	NPC Code	Date of Birth	Sport Class	1	2	3	4	5	6	Result
1	1375	TLILI Raoua	TUN	5 OCT 1989	F40	9.42	9.86	9.35	9.64	9.77	9.83	<b>9.86</b> WR
2	1083	MENG Genjimis	CHN	8 APR 1991	F40	7.95	9.13	8.73	x	8.49	8.82	<b>9.13</b> RR
3	1252	EL GARRAA Najat	MAR	27 JUL 1982	F40	8.23	8.40	x	8.04	8.30	8.62	<b>8.62</b> PB
4	1251	EL GARAA Laila	MAR	10 JUN 1977	F40	7.33	7.49	7.81	7.69	8.10	x	<b>8.10</b> SB
5	1303	KABIESZ Daria	POL	7 JUL 1992	F40	7.90	x	7.86	x	7.77	x	<b>7.90</b>
6	1005	MEHDI Fatiha	ALG	22 MAR 1976	F40	6.49	6.02	x	5.89	6.37	6.00	<b>6.49</b>
7	1276	GORANOVIC Marijana	MNE	3 JAN 1989	F40	6.09	6.17	6.35	5.77	6.06	6.23	<b>6.35</b> PB

Starting order	1	2	3	4	5	6	7
Initial	1375	1276	1251	1083	1005	1252	1303
Final	1276	1005	1251	1303	1252	1083	1375

## Weather conditions

Temperature: 27 °C

Humidity: 25 %

Conditions: Partly cloudy

## LEGEND

**PB** Personal Best  
**x** Failure

**RR** Regional Record

**SB** Season Best

**WR** World Record



Olympic Stadium

SAT 8 SEP 2012  
19:34

Athletics

Women's Shot Put — F40

Final



### Start List

<b>WORLD RECORD</b>	9.73m	TLILI Raoua	TUN	Manchester (GBR)	27 MAY 2011
<b>PARALYMPIC RECORD</b>	8.95m	TLILI Raoua	TUN	Beijing (CHN)	15 SEP 2008

Order	Bib	Name	NPC Code	Date of Birth	Sport Class	PB	SB	1	2	3	Best	4	5	6	Result	Rank
1	1375	TLILI Raoua	TUN	5 OCT 1989	F40	10.00	9.34									
2	1276	GORANOVIC Marijana	MNE	3 JAN 1989	F40	6.34	6.34									
3	1251	EL GARAA Laila	MAR	10 JUN 1977	F40	8.54	8.06									
4	1083	MENG Genjimisui	CHN	8 APR 1991	F40	8.90										
5	1005	MEHDI Fatiha	ALG	22 MAR 1976	F40	7.00	7.00									
6	1252	EL GARRAA Najat	MAR	27 JUL 1982	F40	8.48	8.48									
7	1303	KABIESZ Daria	POL	7 JUL 1992	F40	8.08	8.03									

<b>LEGEND</b>
<b>PB</b> Personal Best <b>SB</b> Season's Best



Olympic Stadium

MON 3 SEP 2012  
11:45

Athletics

Women's Shot Put — F42/44

Final



## Results

## F42 Records

<b>WORLD RECORD</b>	<b>10.06m</b>	<b>ZHENG Baozhu</b>	CHN	Beijing (CHN)	9 SEP 2008
<b>PARALYMPIC RECORD</b>	<b>10.06m</b>	<b>ZHENG Baozhu</b>	CHN	Beijing (CHN)	9 SEP 2008

## F44 Records

<b>WORLD RECORD</b>	<b>12.58m</b>	<b>FLOETH Michaela</b>	GER	Beijing (CHN)	9 SEP 2008
<b>PARALYMPIC RECORD</b>	<b>12.58m</b>	<b>FLOETH Michaela</b>	GER	Beijing (CHN)	9 SEP 2008

Rank	Bib	Name	NPC Code	Date of Birth	Sport Class	1	2	3	4	5	6	Result (Points)	
1	1096	YAO Juan	CHN	18 JUL 1984	F44	12.85 (1038)	12.66 (1021)	13.05 (1055)	12.39 (996)	12.97 (1048)	12.73 (1027)	13.05 <b>(1055)</b>	WR
2	1095	YANG Yue	CHN	3 MAR 1983	F44	11.53 (908)	11.46 (900)	12.02 (960)	x	11.72 (929)	12.22 (980)	12.22 <b>(980)</b>	SB
3	1175	FLOETH Michaela	GER	5 APR 1969	F44	11.50 (905)	12.16 (974)	11.41 (895)	11.93 (950)	x	12.21 (979)	12.21 <b>(979)</b>	SB
4	1041	REDZIC Sanela	BIH	14 SEP 1977	F42	8.64 (809)	8.31 (758)	x	8.59 (801)	8.47 (783)	8.08 (721)	8.64 <b>(809)</b>	PB
5	1114	VUKOVIC Jelena	CRO	15 FEB 1975	F42	7.85 (683)	7.62 (644)	7.79 (673)	7.72 (661)	x	7.32 (592)	7.85 <b>(683)</b>	
6	1342	VILIAMU Leitu	SAM	28 MAR 1994	F42	5.18 (237)	4.85 (192)	5.32 (257)	5.03 (216)	4.35 (133)	4.06 (104)	5.32 <b>(257)</b>	SB

Starting order	1	2	3	4	5	6
Initial	1095	1342	1096	1175	1114	1041
Final	1342	1114	1041	1095	1175	1096

## Weather conditions

Temperature: 17 °C

Humidity: 82 %

Conditions: Sunny

## LEGEND

**PB** Personal Best      **SB** Season Best      **WR** World Record      **x** Failure



Olympic Stadium

MON 3 SEP 2012  
11:45

Athletics

Women's Shot Put — F42/44

Final



## Start List

## F42 Records

<b>WORLD RECORD</b>	<b>10.06m</b>	<b>ZHENG Baozhu</b>	CHN	Beijing (CHN)	9 SEP 2008
<b>PARALYMPIC RECORD</b>	<b>10.06m</b>	<b>ZHENG Baozhu</b>	CHN	Beijing (CHN)	9 SEP 2008

## F44 Records

<b>WORLD RECORD</b>	<b>12.58m</b>	<b>FLOETH Michaela</b>	GER	Beijing (CHN)	9 SEP 2008
<b>PARALYMPIC RECORD</b>	<b>12.58m</b>	<b>FLOETH Michaela</b>	GER	Beijing (CHN)	9 SEP 2008

Order	Bib	Name	NPC Code	Date of Birth	Sport Class	PB	SB	1	2	3	Best	4	5	6	Result	Rank
1	1095	YANG Yue	CHN	3 MAR 1983	F44	12.71										
2	1342	VILIAMU Leitu	SAM	28 MAR 1994	F42											
3	1096	YAO Juan	CHN	18 JUL 1984	F44	12.95										
4	1175	FLOETH Michaela	GER	5 APR 1969	F44	12.56	11.76									
5	1114	VUKOVIC Jelena	CRO	15 FEB 1975	F42	8.47	8.13									
6	1041	REDZIC Sanela	BIH	14 SEP 1977	F42	8.57	8.57									

## LEGEND

**PB** Personal Best                      **SB** Season's Best






Olympic Stadium

SAT 1 SEP 2012  
19:00

Athletics

Women's Shot Put — F54/55/56

Final



## Results

## F54 Records

<b>WORLD RECORD</b>	7.50m	YANG Liwan	CHN	London (GBR)	1 SEP 2012
<b>PARALYMPIC RECORD</b>	7.50m	YANG Liwan	CHN	London (GBR)	1 SEP 2012

## F55 Records

<b>WORLD RECORD</b>	9.06m	BUGGENHAGEN Marianne	GER	Athens (GRE)	19 SEP 2004
<b>PARALYMPIC RECORD</b>	9.06m	BUGGENHAGEN Marianne	GER	Athens (GRE)	19 SEP 2004

## F56 Records

<b>WORLD RECORD</b>	9.43m	MADSEN Angela	USA	Windsor, ON (CAN)	14 JUL 2012
<b>PARALYMPIC RECORD</b>	8.88m	MADSEN Angela	USA	London (GBR)	1 SEP 2012

Rank	Bib	Name	NPC Code	Date of Birth	Sport Class	1	2	3	4	5	6	Result (Points)	
1	1094	YANG Liwan	CHN	18 JAN 1978	F54	7.44 (1051)	7.50 (1057)	7.27 (1034)	6.80 (979)	x	6.71 (967)	7.50 <b>(1057)</b>	WR
2	1172	BUGGENHAGEN Marianne	GER	26 MAY 1953	F55	8.27 (940)	8.21 (932)	8.32 (946)	7.91 (894)	8.16 (926)	7.82 (881)	8.32 <b>(946)</b>	
3	1407	MADSEN Angela	USA	10 MAY 1960	F56	8.48 (885)	8.40 (875)	8.63 (904)	7.91 (805)	8.18 (845)	8.88 (934)	8.88 <b>(934)</b>	PR
4	1187	WILLING Martina	GER	3 OCT 1959	F56	8.80 (924)	8.46 (883)	8.86 (931)	8.40 (875)	8.38 (872)	8.66 (908)	8.86 <b>(931)</b>	
5	1363	AIDI Hania	TUN	10 DEC 1977	F54	6.30 (904)	5.21 (676)	5.92 (835)	5.96 (842)	6.24 (894)	5.94 (838)	6.30 <b>(904)</b>	SB
6	1344	MAJCEN Tatjana	SLO	2 JAN 1978	F54	6.11 (871)	5.93 (837)	5.82 (814)	6.03 (856)	6.24 (894)	6.02 (854)	6.24 <b>(894)</b>	
7	1371	NAFATI Fadhila	TUN	10 OCT 1987	F54	6.02 (854)	6.21 (888)	5.92 (835)	6.05 (860)	6.13 (874)	5.94 (838)	6.21 <b>(888)</b>	
8	1248	PERMINIENE Irena	LTU	17 APR 1958	F54	5.77 (804)	6.02 (854)	6.14 (876)	x	4.88 (590)	5.95 (840)	6.14 <b>(876)</b>	
9	1121	KACANU Eva	CZE	20 MAY 1965	F54	5.79 (808)	5.98 (846)	5.47 (738)				5.98 <b>(846)</b>	SB
10	1206	SEDIGHI SAGHINSARA Marziyeh	IRI	27 AUG 1975	F54	5.69 (787)	5.86 (823)	5.93 (837)				5.93 <b>(837)</b>	
11	1292	NNAJI Patricia Ndidi Amaka	NGR	25 OCT 1977	F55	x	7.37 (813)	6.95 (741)				7.37 <b>(813)</b>	RR
12	1343	CERKVENIK Tanja	SLO	17 MAY 1976	F55	6.75 (704)	6.84 (721)	6.48 (651)				6.84 <b>(721)</b>	
13	1061	TODOROVA Daniela	BUL	18 OCT 1980	F55	6.78 (709)	6.83 (719)	6.54 (663)				6.83 <b>(719)</b>	
14	1109	TORRES MARTINEZ Yanive	COL	26 NOV 1979	F54	4.37 (449)	5.20 (673)	4.85 (582)				5.20 <b>(673)</b>	
15	1111	MILINKOVIC Milka	CRO	7 APR 1955	F55	5.80 (506)	6.46 (647)	6.12 (576)				6.46 <b>(647)</b>	
16	1129	AGUILAR FULGENCIO Ruth	ESP	3 FEB 1975	F55	5.29 (393)	5.28 (391)	5.19 (371)				5.29 <b>(393)</b>	PB

Starting order	1	2	3	4	5	6	7	8	9	10	11	12	13	14	15	16
Initial	1187	1248	1094	1206	1129	1363	1371	1407	1292	1343	1121	1111	1172	1344	1061	1109
Final	1344	1248	1371	1363	1407	1187	1172	1094								

## Weather conditions

Temperature: 21 °C Humidity: 62 % Conditions: Mostly cloudy

## LEGEND

**PB** Personal Best      **PR** Paralympic Record      **RR** Regional Record      **SB** Season Best  
**WR** World Record      **x** Failure



Olympic Stadium

SAT 1 SEP 2012  
19:00

Athletics

Women's Shot Put — F54/55/56

Final



## Start List

## F54 Records

<b>WORLD RECORD</b>	<b>6.82m</b>	<b>MAJCEN Tatjana</b>	SLO	Pula (CRO)	21 MAY 2011
<b>PARALYMPIC RECORD</b>	<b>6.73m</b>	<b>KACANU Eva</b>	CZE	Beijing (CHN)	8 SEP 2008

## F55 Records

<b>WORLD RECORD</b>	<b>9.06m</b>	<b>BUGGENHAGEN Marianne</b>	GER	Athens (GRE)	19 SEP 2004
<b>PARALYMPIC RECORD</b>	<b>9.06m</b>	<b>BUGGENHAGEN Marianne</b>	GER	Athens (GRE)	19 SEP 2004

## F56 Records

<b>WORLD RECORD</b>	<b>9.43m</b>	<b>MADSEN Angela</b>	USA	Windsor, ON (CAN)	14 JUL 2012
<b>PARALYMPIC RECORD</b>	<b>8.61m</b>	<b>WILLING Martina</b>	GER	Beijing (CHN)	8 SEP 2008

Order	Bib	Name	NPC Code	Date of Birth	Sport Class	PB	SB	1	2	3	Best	4	5	6	Result	Rank
1	1187	WILLING Martina	GER	3 OCT 1959	F56	8.92	8.92									
2	1248	PERMINIENE Irena	LTU	17 APR 1958	F54	6.49	6.35									
3	1094	YANG Liwan	CHN	18 JAN 1978	F54	6.76	6.76									
4	1206	SEDIGHI SAGHINSARA Marziyeh	IRI	27 AUG 1975	F54	6.45	6.45									
5	1129	AGUILAR FULGENCIO Ruth	ESP	3 FEB 1975	F55	5.28	5.28									
6	1363	AIDI Hania	TUN	10 DEC 1977	F54	6.70	5.91									
7	1371	NAFATI Fadhila	TUN	10 OCT 1987	F54	6.67	6.67									
8	1407	MADSEN Angela	USA	10 MAY 1960	F56	9.43	9.43									
9	1292	NNAJI Patricia Ndidi Amaka	NGR	25 OCT 1977	F55	7.69	7.69									
10	1343	CERKVENIK Tanja	SLO	17 MAY 1976	F55	7.41	6.96									
11	1121	KACANU Eva	CZE	20 MAY 1965	F54	6.43	5.93									
12	1111	MILINKOVIC Milka	CRO	7 APR 1955	F55	6.80	6.80									
13	1172	BUGGENHAGEN Marianne	GER	26 MAY 1953	F55	8.48	8.42									
14	1344	MAJCEN Tatjana	SLO	2 JAN 1978	F54	6.82	6.31									
15	1061	TODOROVA Daniela	BUL	18 OCT 1980	F55	7.06	7.06									
16	1109	TORRES MARTINEZ Yanive	COL	26 NOV 1979	F54	6.18	6.13									

## LEGEND

**PB** Personal Best                      **SB** Season's Best




Olympic Stadium

SAT 8 SEP 2012  
10:03

Athletics

Women's Shot Put — F57/58

Final



## Results

## F57 Records

<b>WORLD RECORD</b>	<b>10.93m</b>	<b>MEDJMEDJ Nadia</b>	ALG	Beijing (CHN)	9 SEP 2008
<b>PARALYMPIC RECORD</b>	<b>10.93m</b>	<b>MEDJMEDJ Nadia</b>	ALG	Beijing (CHN)	9 SEP 2008

## F58 Records

<b>WORLD RECORD</b>	<b>11.24m</b>	<b>ORTIZ HERNANDEZ Angeles</b>	MEX	Guadalajara (MEX)	15 NOV 2011
<b>PARALYMPIC RECORD</b>	<b>10.96m</b>	<b>IYIAZI Eucharia</b>	NGR	Beijing (CHN)	9 SEP 2008

Rank	Bib	Name	NPC Code	Date of Birth	Sport Class	1	2	3	4	5	6	Result (Points)	
1	1264	ORTIZ HERNANDEZ Angeles	MEX	18 FEB 1973	F58	11.10 (996)	11.39 (1013)	11.43 (1015)	11.12 (997)	10.61 (965)	11.02 (991)	11.43 <b>(1015)</b>	WR
2	1059	ENEVA Stela	BUL	18 JUL 1975	F58	11.14 (998)	11.22 (1003)	11.38 (1012)	10.89 (983)	10.92 (985)	x	11.38 <b>(1012)</b>	RR
3	1291	IYIAZI Eucharia	NGR	19 NOV 1973	F58	10.32 (944)	10.26 (939)	11.11 (997)	9.79 (901)	10.20 (935)	x	11.11 <b>(997)</b>	RR
4	1001	DJELAL Safia	ALG	4 MAR 1983	F58	10.05 (923)	10.31 (943)	10.52 (958)	9.50 (875)	x	9.94 (914)	10.52 <b>(958)</b>	SB
5	1188	WYLUDDA Ilke	GER	28 MAR 1969	F58	9.89 (909)	10.01 (919)	10.16 (931)	9.89 (909)	10.23 (937)	9.95 (914)	10.23 <b>(937)</b>	PB
6	1338	VOLIK Larisa	RUS	27 AUG 1982	F57	10.05 (931)	10.05 (931)	9.99 (927)	x	x	9.66 (899)	10.05 <b>(931)</b>	RR
7	1006	SAIFI Nassima	ALG	29 OCT 1988	F58	9.71 (894)	9.77 (899)	x	8.73 (795)	x	9.68 (891)	9.77 <b>(899)</b>	
8	1268	ROSALES MONTIEL Catalina	MEX	18 JAN 1966	F58	9.32 (857)	9.06 (831)	9.03 (828)	9.07 (832)	x	x	9.32 <b>(857)</b>	SB
9	1060	KOLEVA Ivanka	BUL	9 DEC 1968	F57	8.48 (777)	8.79 (812)	9.10 (845)				9.10 <b>(845)</b>	SB
10	1078	LI Ling	CHN	23 JUL 1967	F57	8.71 (803)	8.92 (826)	x				8.92 <b>(826)</b>	SB
11	1142	TUITAVAKE Evelyne	FRA	11 APR 1984	F58	6.66 (512)	7.59 (650)	8.09 (717)				8.09 <b>(717)</b>	
12	1335	SERGIENKO Olga	RUS	11 SEP 1971	F57	x	7.87 (700)	7.55 (656)				7.87 <b>(700)</b>	
13	1241	ZAKAYO Mary Nakhumicha	KEN	19 APR 1979	F57	7.70 (677)	7.63 (667)	x				7.70 <b>(677)</b>	
14	1293	NWAOZUZU Grace	NGR	28 JUL 1980	F58	7.07 (574)	7.60 (651)	7.57 (647)				7.60 <b>(651)</b>	
15	1345	SAOHAGA Hellen Glenda	SOL	12 DEC 1987	F57	x	5.00 (264)	5.23 (298)				5.23 <b>(298)</b>	SB
16	1201	JEAN LOUIS Nephtalie	HAI	26 FEB 1979	F57	4.75 (228)	x	x				4.75 <b>(228)</b>	SB
17	1431	MUTALE Rhodah	ZAM	19 JUN 1970	F58	4.55 (195)	4.48 (186)	4.59 (200)				4.59 <b>(200)</b>	SB
	1038	ABDULLAYEVA Madinat	AZE	12 FEB 1973	F57	x	x	x				NM	
	1004	MEDJMEDJ Nadia	ALG	20 MAR 1974	F57	x	x	x				NM	

Starting order	1	2	3	4	5	6	7	8	9	10	11	12	13	14	15	16
Initial	1060	1291	1001	1142	1241	1338	1006	1268	1345	1038	1293	1188	1078	1431	1335	1059
Final	1268	1006	1338	1188	1001	1291	1059	1264								

Starting order	17	18	19													
Initial	1264	1004	1201													
Final																

## Weather conditions

Temperature: 16 °C Humidity: 64 % Conditions: Sunny

## LEGEND

**NM** No Mark **PB** Personal Best **RR** Regional Record **SB** Season Best  
**WR** World Record **x** Failure



Olympic Stadium

SAT 8 SEP 2012  
10:03

Athletics

Women's Shot Put — F57/58

Final



## Start List

## F57 Records

<b>WORLD RECORD</b>	<b>10.93m</b>	<b>MEDJMEDJ Nadia</b>	ALG	Beijing (CHN)	9 SEP 2008
<b>PARALYMPIC RECORD</b>	<b>10.93m</b>	<b>MEDJMEDJ Nadia</b>	ALG	Beijing (CHN)	9 SEP 2008

## F58 Records

<b>WORLD RECORD</b>	<b>11.24m</b>	<b>ORTIZ HERNANDEZ Angeles</b>	MEX	Guadalajara (MEX)	15 NOV 2011
<b>PARALYMPIC RECORD</b>	<b>10.96m</b>	<b>IYIAZI Eucharia</b>	NGR	Beijing (CHN)	9 SEP 2008

Order	Bib	Name	NPC Code	Date of Birth	Sport Class	PB	SB	1	2	3	Best	4	5	6	Result	Rank
1	1060	KOLEVA Ivanka	BUL	9 DEC 1968	F57	9.32	8.99									
2	1291	IYIAZI Eucharia	NGR	19 NOV 1973	F58	10.62	10.62									
3	1001	DJELAL Safia	ALG	4 MAR 1983	F58	10.63	10.19									
4	1142	TUITAVAKE Evelyne	FRA	11 APR 1984	F58	9.30	9.30									
5	1241	ZAKAYO Mary Nakhumicha	KEN	19 APR 1979	F57	8.30										
6	1338	VOLIK Larisa	RUS	27 AUG 1982	F57	10.01	9.54									
7	1006	SAIFI Nassima	ALG	29 OCT 1988	F58	10.43	10.43									
8	1268	ROSALES MONTIEL Catalina	MEX	18 JAN 1966	F58	9.74	9.26									
9	1345	SAOHAGA Hellen Glenda	SOL	12 DEC 1987	F57											
10	1038	ABDULLAYEVA Madinat	AZE	12 FEB 1973	F57	8.35										
11	1293	NWAOZUZU Grace	NGR	28 JUL 1980	F58	7.77	7.77									
12	1188	WYLUDDA Ilke	GER	28 MAR 1969	F58	9.95	9.95									
13	1078	LI Ling	CHN	23 JUL 1967	F57	9.98										
14	1431	MUTALE Rhodah	ZAM	19 JUN 1970	F58											
15	1335	SERGIENKO Olga	RUS	11 SEP 1971	F57	8.51	8.41									
16	1059	ENEVA Stela	BUL	18 JUL 1975	F58	11.14	11.14									
17	1264	ORTIZ HERNANDEZ Angeles	MEX	18 FEB 1973	F58	11.24	10.88									
18	1004	MEDJMEDJ Nadia	ALG	20 MAR 1974	F57	10.20										
19	1201	JEAN LOUIS Nephtalie	HAI	26 FEB 1979	F57											

## LEGEND

PB Personal Best

SB Season's Best



Olympic Stadium

SAT 1 SEP 2012  
11:45

Athletics

Women's Discus Throw — F11/12

Final



## Results

## F11 Records

<b>WORLD RECORD</b>	<b>40.42m</b>	<b>ZHANG Liangmin</b>	CHN	Christchurch (NZL)	22 JAN 2011
<b>PARALYMPIC RECORD</b>	<b>38.66m</b>	<b>BANTA Lisa</b>	USA	Sydney, NSW (AUS)	20 OCT 2000

## F12 Records

<b>WORLD RECORD</b>	<b>45.06m</b>	<b>MASO Liudis</b>	CUB	Atlanta, GA (USA)	19 AUG 1996
<b>PARALYMPIC RECORD</b>	<b>45.06m</b>	<b>MASO Liudis</b>	CUB	Atlanta, GA (USA)	19 AUG 1996

Rank	Bib	Name	NPC Code	Date of Birth	Sport Class	1	2	3	4	5	6	Result (Points)	
1	1097	ZHANG Liangmin	CHN	12 OCT 1985	F11	38.41 (969)	38.81 (976)	38.11 (964)	40.13 (997)	38.22 (966)	38.54 (972)	40.13 <b>(997)</b>	PR
2	1087	TANG Hongxia	CHN	18 AUG 1976	F11	35.32 (910)	34.06 (882)	32.91 (854)	37.83 (959)	39.91 (994)	39.81 (992)	39.91 <b>(994)</b>	PB
3	1165	WILLIAMS Claire	GBR	29 SEP 1987	F12	33.91 (779)	39.12 (898)	38.90 (894)	39.63 (908)	36.85 (850)	33.68 (773)	39.63 <b>(908)</b>	
4	1173	CHRISTEN Siena	GER	14 DEC 1965	F12	36.86 (851)	37.65 (868)	37.46 (864)	37.56 (866)	36.23 (836)	38.42 (884)	38.42 <b>(884)</b>	SB
5	1043	SIVAKOVA Tamara	BLR	16 AUG 1965	F12	23.07 (439)	36.81 (850)	x	35.43 (817)	37.61 (867)	36.10 (833)	37.61 <b>(867)</b>	PB
6	1011	ALMADA Mariela	ARG	3 NOV 1980	F12	x	36.52 (843)	35.08 (809)	35.96 (830)	36.38 (840)	x	36.52 <b>(843)</b>	
7	1387	ILCHYNA Orysia	UKR	11 MAR 1990	F12	35.29 (814)	x	34.14 (785)	32.63 (745)	34.84 (803)	32.17 (733)	35.29 <b>(814)</b>	
8	1218	LEGNANTE Assunta	ITA	14 MAY 1978	F11	x	23.33 (548)	30.81 (799)	23.92 (571)	x	25.35 (623)	30.81 <b>(799)</b>	
9	1110	IVEKOVIC MESTROVIC Marija	CRO	13 MAY 1981	F12	33.77 (776)	x	x				33.77 <b>(776)</b>	
10	1255	ENIKUTTY Hamela Devi	MAS	12 JAN 1990	F12	x	28.31 (616)	28.74 (630)				28.74 <b>(630)</b>	
11	1265	OSORIO COTA Rita Elena	MEX	12 JUN 1976	F11	19.60 (404)	5.00 (21)	x				19.60 <b>(404)</b>	PB
12	1235	WATANABE Shiho	JPN	23 JAN 1990	F11	x	18.10 (346)	18.66 (367)				18.66 <b>(367)</b>	
13	1209	DUNNE Ailish	IRL	20 JUL 1985	F11	18.38 (356)	18.24 (351)	x				18.38 <b>(356)</b>	

Starting order	1	2	3	4	5	6	7	8	9	10	11	12	13
Initial	1255	1173	1043	1165	1218	1265	1011	1087	1235	1209	1387	1110	1097
Final	1218	1387	1011	1043	1173	1165	1087	1097					

## Weather conditions

Temperature: 15 °C Humidity: 72 % Conditions: Partly cloudy

## LEGEND

PB Personal Best PR Paralympic Record SB Season Best x Failure



Olympic Stadium

SAT 1 SEP 2012  
11:45

Athletics

Women's Discus Throw — F11/12

Final



## Start List

## F11 Records

<b>WORLD RECORD</b>	<b>40.42m</b>	<b>ZHANG Liangmin</b>	CHN	Christchurch (NZL)	22 JAN 2011
<b>PARALYMPIC RECORD</b>	<b>38.66m</b>	<b>BANTA Lisa</b>	USA	Sydney, NSW (AUS)	20 OCT 2000

## F12 Records

<b>WORLD RECORD</b>	<b>45.06m</b>	<b>MASO Liudis</b>	CUB	Atlanta, GA (USA)	19 AUG 1996
<b>PARALYMPIC RECORD</b>	<b>45.06m</b>	<b>MASO Liudis</b>	CUB	Atlanta, GA (USA)	19 AUG 1996

Order	Bib	Name	NPC Code	Date of Birth	Sport Class	PB	SB	1	2	3	Best	4	5	6	Result	Rank
1	1255	ENIKUTTY Hamela Devi	MAS	12 JAN 1990	F12	31.24	30.96									
2	1173	CHRISTEN Siena	GER	14 DEC 1965	F12	40.08	38.34									
3	1043	SIVAKOVA Tamara	BLR	16 AUG 1965	F12	36.90	36.90									
4	1165	WILLIAMS Claire	GBR	29 SEP 1987	F12	43.15	40.49									
5	1218	LEGNANTE Assunta	ITA	14 MAY 1978	F11	32.72	32.72									
6	1265	OSORIO COTA Rita Elena	MEX	12 JUN 1976	F11	19.57	19.14									
7	1011	ALMADA Mariela	ARG	3 NOV 1980	F12	37.64	37.64									
8	1087	TANG Hongxia	CHN	18 AUG 1976	F11	37.70	37.03									
9	1235	WATANABE Shiho	JPN	23 JAN 1990	F11	22.97	22.97									
10	1209	DUNNE Ailish	IRL	20 JUL 1985	F11	21.51	20.30									
11	1387	ILCHYNA Orysia	UKR	11 MAR 1990	F12	38.86	36.53									
12	1110	IVEKOVIC MESTROVIC Marija	CRO	13 MAY 1981	F12	40.62	34.41									
13	1097	ZHANG Liangmin	CHN	12 OCT 1985	F11	40.42										

## LEGEND

**PB** Personal Best                      **SB** Season's Best



Olympic Stadium

FRI 31 AUG 2012  
10:12

Athletics

Women's Discus Throw — F35/36

Final



## Results

REVISED  
31 AUG 18:11

## F35 Records

<b>WORLD RECORD</b>	<b>28.88m</b>	<b>POMAZAN Mariia</b>	UKR	Stadskanaal (NED)	26 JUN 2012
<b>PARALYMPIC RECORD</b>	<b>23.81m</b>	<b>CHILEWSKA Renata</b>	POL	Beijing (CHN)	9 SEP 2008

## F36 Records

<b>WORLD RECORD</b>	<b>26.81m</b>	<b>PROUDFOOT Katherine</b>	AUS	Newcastle, NSW (AUS)	21 JAN 2012
<b>PARALYMPIC RECORD</b>	<b>25.80m</b>	<b>WU Qing</b>	CHN	Beijing (CHN)	9 SEP 2008

Rank	Bib	Name	NPC Code	Date of Birth	Sport Class	1	2	3	4	5	6	Result (Points)	
1	1091	WU Qing	CHN	25 MAR 1988	F36	25.56 (967)	28.01 (1032)	25.43 (963)	27.30 (1015)	26.26 (988)	25.08 (951)	28.01 <b>(1032)</b>	WR
2	1394	POMAZAN Mariia	UKR	15 OCT 1988	F35	29.46 (1014)	29.51 (1015)	30.12 (1028)	27.97 (976)	28.88 (1000)	28.31 (985)	30.12 <b>(1028)</b>	WR
3	1032	PROUDFOOT Katherine	AUS	21 APR 1977	F36	x	21.49 (804)	24.87 (944)	25.22 (956)	20.35 (745)	23.39 (890)	25.22 <b>(956)</b>	
4	1071	BAO Jiongyu	CHN	22 AUG 1984	F35	25.85 (910)	x	24.30 (851)	x	23.26 (806)	25.12 (883)	25.85 <b>(910)</b>	RR
5	1299	CHILEWSKA Renata	POL	4 AUG 1966	F35	23.58 (820)	25.80 (908)	25.39 (893)	25.46 (896)	24.90 (875)	25.22 (887)	25.80 <b>(908)</b>	PB
6	1320	van ZYL Chenelle	RSA	30 MAY 1984	F35	24.38 (854)	23.80 (830)	24.26 (849)	24.01 (839)	23.71 (826)	24.57 (862)	24.57 <b>(862)</b>	
7	1050	OLIVEIRA Marivana	BRA	2 MAY 1990	F35	x	x	22.96 (792)	22.65 (777)	23.73 (827)	22.72 (780)	23.73 <b>(827)</b>	RR
8	1392	MALCHYK Alla	UKR	13 SEP 1977	F36	20.49 (752)	21.63 (811)	20.71 (764)				21.63 <b>(811)</b>	SB
9	1107	HERNANDEZ FLORIAN Martha Liliana	COL	20 MAY 1988	F35	17.59 (487)	18.77 (561)	21.40 (713)	19.34 (596)	17.06 (453)	19.25 (591)	21.40 <b>(713)</b>	PB
10	1013	MUNOZ Perla Amanda	ARG	27 FEB 1974	F35	17.70 (494)	16.70 (430)	17.09 (455)				17.70 <b>(494)</b>	

Starting order	1	2	3	4	5	6	7	8	9	10
Initial	1392	1071	1394	1107	1299	1013	1032	1320	1091	1050
Final	1107	1050	1320	1032	1299	1071	1091	1394		

## Weather conditions

Temperature: 13 °C Humidity: 54 % Conditions: Sunny

## LEGEND

**PB** Personal Best      **RR** Regional Record      **SB** Season Best      **WR** World Record  
**x** Failure



Olympic Stadium

FRI 31 AUG 2012  
10:12

Athletics

Women's Discus Throw — F35/36

Final



## Start List

## F35 Records

<b>WORLD RECORD</b>	<b>28.88m</b>	<b>POMAZAN Mariia</b>	UKR	Stadskanaal (NED)	26 JUN 2012
<b>PARALYMPIC RECORD</b>	<b>23.81m</b>	<b>CHILEWSKA Renata</b>	POL	Beijing (CHN)	9 SEP 2008

## F36 Records

<b>WORLD RECORD</b>	<b>26.81m</b>	<b>PROUDFOOT Katherine</b>	AUS	Newcastle, NSW (AUS)	21 JAN 2012
<b>PARALYMPIC RECORD</b>	<b>25.80m</b>	<b>WU Qing</b>	CHN	Beijing (CHN)	9 SEP 2008

Order	Bib	Name	NPC Code	Date of Birth	Sport Class	PB	SB	1	2	3	Best	4	5	6	Result	Rank
1	1392	MALCHYK Alla	UKR	13 SEP 1977	F36	22.18	20.99									
2	1071	BAO Jiongyu	CHN	22 AUG 1984	F35	24.73										
3	1394	POMAZAN Mariia	UKR	15 OCT 1988	F35	28.88	28.88									
4	1107	HERNANDEZ FLORIAN Martha Liliana	COL	20 MAY 1988	F35	19.57	19.57									
5	1299	CHILEWSKA Renata	POL	4 AUG 1966	F35	25.32	25.03									
6	1013	MUNOZ Perla Amanda	ARG	27 FEB 1974	F35	19.66	19.66									
7	1032	PROUDFOOT Katherine	AUS	21 APR 1977	F36	26.81	26.81									
8	1320	van ZYL Chenelle	RSA	30 MAY 1984	F35	27.39	27.39									
9	1091	WU Qing	CHN	25 MAR 1988	F36	22.68										
10	1050	OLIVEIRA Marivana	BRA	2 MAY 1990	F35	32.37	32.37									

## LEGEND

**PB** Personal Best                      **SB** Season's Best





Olympic Stadium

THU 6 SEP 2012  
10:50

Athletics

Women's Discus Throw — F37

Final



## Results

<b>WORLD RECORD</b>	<b>33.67m</b>	<b>MI Na</b>	CHN	Beijing (CHN)	14 SEP 2008
<b>PARALYMPIC RECORD</b>	<b>33.67m</b>	<b>MI Na</b>	CHN	Beijing (CHN)	14 SEP 2008

Rank	Bib	Name	NPC Code	Date of Birth	Sport Class	1	2	3	4	5	6	Result
1	1084	MI Na	CHN	5 AUG 1986	F37	35.35	x	33.69	30.71	31.88	31.52	<b>35.35</b> WR
2	1093	XU Qiuping	CHN	29 AUG 1984	F37	31.25	31.24	x	31.09	x	32.08	<b>32.08</b> PB
3	1154	JONES Beverley	GBR	17 OCT 1974	F37	26.46	27.44	30.04	29.91	x	30.99	<b>30.99</b> SB
4	1397	YASEVYCH Viktorya	UKR	13 SEP 1984	F37	29.06	x	27.46	x	29.79	x	<b>29.79</b> PB
5	1046	COELHO Shirlene	BRA	19 FEB 1981	F37	21.62	25.44	26.12	x	24.91	27.58	<b>27.58</b> SB
6	1077	JIA Qianqian	CHN	27 JUL 1987	F37	25.59	22.53	24.81	26.37	24.21	27.17	<b>27.17</b> SB
7	1424	COHEN Yomaira	VEN	25 DEC 1982	F37	24.12	26.24	x	24.65	24.87	25.88	<b>26.24</b> PB
8	1120	BERNA Eva	CZE	25 MAY 1986	F37	24.77	x	24.36	x	24.30	23.79	<b>24.77</b>
9	1245	KANTANE Taiga	LAT	27 MAR 1970	F37	23.84	23.94	x				<b>23.94</b>

Starting order	1	2	3	4	5	6	7	8	9
Initial	1077	1154	1093	1424	1120	1046	1397	1084	1245
Final	1120	1077	1046	1424	1397	1154	1093	1084	

## Weather conditions

Temperature: 18 °C

Humidity: 83 %

Conditions: Sunny

## LEGEND

**PB** Personal Best      **SB** Season Best      **WR** World Record      **x** Failure



Olympic Stadium

THU 6 SEP 2012  
10:50

Athletics

Women's Discus Throw — F37

Final



### Start List

<b>WORLD RECORD</b>	<b>33.67m</b>	<b>MI Na</b>	CHN	Beijing (CHN)	14 SEP 2008
<b>PARALYMPIC RECORD</b>	<b>33.67m</b>	<b>MI Na</b>	CHN	Beijing (CHN)	14 SEP 2008

Order	Bib	Name	NPC Code	Date of Birth	Sport Class	PB	SB	1	2	3	Best	4	5	6	Result	Rank
1	1077	JIA Qianqian	CHN	27 JUL 1987	F37	27.50										
2	1154	JONES Beverley	GBR	17 OCT 1974	F37	31.99	29.63									
3	1093	XU Qiuping	CHN	29 AUG 1984	F37	31.41										
4	1424	COHEN Yomaira	VEN	25 DEC 1982	F37	25.04	25.04									
5	1120	BERNA Eva	CZE	25 MAY 1986	F37	26.14	26.12									
6	1046	COELHO Shirlene	BRA	19 FEB 1981	F37	27.64	27.55									
7	1397	YASEVYCH Viktorya	UKR	13 SEP 1984	F37	28.14	28.04									
8	1084	MI Na	CHN	5 AUG 1986	F37	33.13										
9	1245	KANTANE Taiga	LAT	27 MAR 1970	F37	24.57	24.41									

<b>LEGEND</b>
<b>PB</b> Personal Best <b>SB</b> Season's Best



Olympic Stadium

FRI 31 AUG 2012  
20:10

Athletics

Women's Discus Throw — F40

Final



### Results

<b>WORLD RECORD</b>	<b>31.00m</b>	<b>TLILI Raoua</b>	TUN	Tunis (TUN)	26 MAR 2012
<b>PARALYMPIC RECORD</b>	<b>28.04m</b>	<b>MENG Genjimis</b>	CHN	Beijing (CHN)	13 SEP 2008

Rank	Bib	Name	NPC Code	Date of Birth	Sport Class	1	2	3	4	5	6	Result
1	1252	EL GARRAA Najat	MAR	27 JUL 1982	F40	29.18	29.95	28.87	29.18	32.37	29.67	<b>32.37</b> WR
2	1375	TLILI Raoua	TUN	5 OCT 1989	F40	31.16	x	x	30.09	x	28.76	<b>31.16</b> PB
3	1083	MENG Genjimis	CHN	8 APR 1991	F40	30.44	30.15	29.34	29.33	28.56	x	<b>30.44</b> RR
4	1251	EL GARAA Laila	MAR	10 JUN 1977	F40	24.81	x	x	25.45	x	25.57	<b>25.57</b>
5	1303	KABIESZ Daria	POL	7 JUL 1992	F40	23.36	x	23.50	24.99	22.76	24.54	<b>24.99</b> RR
6	1005	MEHDI Fatiha	ALG	22 MAR 1976	F40	12.25	12.77	13.64	x	13.24	13.26	<b>13.64</b>

Starting order	1	2	3	4	5	6
Initial	1005	1083	1303	1375	1251	1252
Final	1005	1303	1251	1252	1083	1375

**Weather conditions**

Temperature: 15 °C

Humidity: 43 %

Conditions: Partly cloudy

**LEGEND**

<b>PB</b>	Personal Best	<b>RR</b>	Regional Record	<b>WR</b>	World Record	<b>x</b>	Failure
-----------	---------------	-----------	-----------------	-----------	--------------	----------	---------



Olympic Stadium

FRI 31 AUG 2012  
20:10

Athletics

Women's Discus Throw — F40

Final



### Start List

<b>WORLD RECORD</b>	<b>31.00m</b>	<b>TLILI Raoua</b>	TUN	Tunis (TUN)	26 MAR 2012
<b>PARALYMPIC RECORD</b>	<b>28.04m</b>	<b>MENG Genjimis</b>	CHN	Beijing (CHN)	13 SEP 2008

Order	Bib	Name	NPC Code	Date of Birth	Sport Class	PB	SB	1	2	3	Best	4	5	6	Result	Rank
1	1005	MEHDI Fatiha	ALG	22 MAR 1976	F40	18.05	18.05									
2	1083	MENG Genjimis	CHN	8 APR 1991	F40	29.45										
3	1303	KABIESZ Daria	POL	7 JUL 1992	F40	24.21	22.47									
4	1375	TLILI Raoua	TUN	5 OCT 1989	F40	31.00	31.00									
5	1251	EL GARAA Laila	MAR	10 JUN 1977	F40	26.78	26.78									
6	1252	EL GARAA Najat	MAR	27 JUL 1982	F40	30.06	28.88									

<b>LEGEND</b>
<b>PB</b> Personal Best <b>SB</b> Season's Best



Olympic Stadium

FRI 7 SEP 2012  
10:00

Athletics

Women's Discus Throw — F51/52/53

Final



## Results

## F51 Records

<b>WORLD RECORD</b>	<b>6.13m</b>	<b>O NEILL Catherine</b>	IRL	Beijing (CHN)	10 SEP 2008
<b>PARALYMPIC RECORD</b>	<b>6.13m</b>	<b>O NEILL Catherine</b>	IRL	Beijing (CHN)	10 SEP 2008

## F52 Records

<b>WORLD RECORD</b>	<b>15.28m</b>	<b>KNIEZKOVA Martina</b>	CZE	Athens (GRE)	20 SEP 2004
<b>PARALYMPIC RECORD</b>	<b>15.28m</b>	<b>KNIEZKOVA Martina</b>	CZE	Athens (GRE)	20 SEP 2004

## F53 Records

<b>WORLD RECORD</b>	<b>14.46m</b>	<b>SMITH Cristeen</b>	NZL	Stoke Mandeville (GBR)	26 JUL 1995
<b>PARALYMPIC RECORD</b>	<b>12.59m</b>	<b>SALAS Estela</b>	MEX	Beijing (CHN)	10 SEP 2008

Rank	Bib	Name	NPC Code	Date of Birth	Sport Class	1	2	3	4	5	6	Result (Points)	
1	1160	PEARSON Josie	GBR	3 JAN 1986	F51	6.38 (1071)	6.54 (1112)	6.58 (1122)	6.04 (981)	6.51 (1104)	6.57 (1120)	6.58 <b>(1122)</b>	WR
2	1212	O NEILL Catherine	IRL	4 DEC 1975	F51	5.66 (880)	5.45 (824)	5.59 (862)	5.62 (870)	5.61 (867)	5.51 (840)	5.66 <b>(880)</b>	SB
3	1401	COLE Zena	USA	18 MAR 1957	F51	5.02 (711)	5.14 (742)	5.25 (771)	4.94 (690)	4.84 (664)	5.16 (747)	5.25 <b>(771)</b>	RR
4	1413	MITCHELL Cassie	USA	8 JUN 1981	F52	x	x	12.21 (672)	11.01 (551)	12.96 (751)	x	12.96 <b>(751)</b>	RR
5	1368	CHELHI Dhouha	TUN	24 APR 1992	F51	4.43 (560)	3.81 (414)	4.12 (485)	4.29 (526)	4.28 (523)	4.76 (643)	4.76 <b>(643)</b>	
6	1269	SALAS Estela	MEX	25 MAY 1969	F53	11.88 (549)	11.70 (533)	12.33 (591)	11.42 (508)	11.59 (523)	11.98 (558)	12.33 <b>(591)</b>	
7	1374	RZOUGA Bochra	TUN	8 JUN 1979	F53	10.44 (424)	10.37 (418)	10.10 (397)	9.28 (333)	10.15 (401)	9.76 (370)	10.44 <b>(424)</b>	
8	1058	NEDHAM Fatema	BRN	26 JAN 1967	F53	9.83 (375)	9.26 (332)	9.02 (314)	x	x	x	9.83 <b>(375)</b>	RR

Starting order	1	2	3	4	5	6	7	8
Initial	1368	1212	1401	1058	1413	1160	1374	1269
Final	1368	1212	1401	1058	1413	1160	1374	1269

## Weather conditions

Temperature: 16 °C Humidity: 68 % Conditions: Sunny

## LEGEND

RR Regional Record SB Season Best WR World Record x Failure



Olympic Stadium

FRI 7 SEP 2012  
10:00

Athletics

Women's Discus Throw — F51/52/53

Final



## Start List

## F51 Records

<b>WORLD RECORD</b>	6.13m	O NEILL Catherine	IRL	Beijing (CHN)	10 SEP 2008
<b>PARALYMPIC RECORD</b>	6.13m	O NEILL Catherine	IRL	Beijing (CHN)	10 SEP 2008

## F52 Records

<b>WORLD RECORD</b>	15.28m	KNIEZKOVA Martina	CZE	Athens (GRE)	20 SEP 2004
<b>PARALYMPIC RECORD</b>	15.28m	KNIEZKOVA Martina	CZE	Athens (GRE)	20 SEP 2004

## F53 Records

<b>WORLD RECORD</b>	14.46m	SMITH Cristeen	NZL	Stoke Mandeville (GBR)	26 JUL 1995
<b>PARALYMPIC RECORD</b>	12.59m	SALAS Estela	MEX	Beijing (CHN)	10 SEP 2008

Order	Bib	Name	NPC Code	Date of Birth	Sport Class	PB	SB	1	2	3	Best	4	5	6	Result	Rank
1	1368	CHELHI Dhouha	TUN	24 APR 1992	F51	4.84	4.84									
2	1212	O NEILL Catherine	IRL	4 DEC 1975	F51	5.89	5.55									
3	1401	COLE Zena	USA	18 MAR 1957	F51	5.68	5.68									
4	1058	NEDHAM Fatema	BRN	26 JAN 1967	F53											
5	1413	MITCHELL Cassie	USA	8 JUN 1981	F52	12.44	12.44									
6	1160	PEARSON Josie	GBR	3 JAN 1986	F51	6.66	6.66									
7	1374	RZOUGA Bochra	TUN	8 JUN 1979	F53	12.69	12.69									
8	1269	SALAS Estela	MEX	25 MAY 1969	F53	12.55	12.51									

## LEGEND

PB Personal Best

SB Season's Best




Olympic Stadium

TUE 4 SEP 2012  
19:00

Athletics

Women's Discus Throw — F57/58

Final



## Start List

## F57 Records

<b>WORLD RECORD</b>	<b>30.59m</b>	<b>MEDJMEDJ Nadia</b>	ALG	Tunis (TUN)	17 JUN 2008
<b>PARALYMPIC RECORD</b>	<b>28.74m</b>	<b>MEDJMEDJ Nadia</b>	ALG	Beijing (CHN)	16 SEP 2008

## F58 Records

<b>WORLD RECORD</b>	<b>40.99m</b>	<b>SAIFI Nassima</b>	ALG	Christchurch (NZL)	29 JAN 2011
<b>PARALYMPIC RECORD</b>	<b>35.21m</b>	<b>IYIAZI Eucharia</b>	NGR	Beijing (CHN)	16 SEP 2008

Order	Bib	Name	NPC Code	Date of Birth	Sport Class	PB	SB	1	2	3	Best	4	5	6	Result	Rank
1	1038	ABDULLAYEVA Madinat	AZE	12 FEB 1973	F57	19.82										
2	1208	BARRY Orla	IRL	21 SEP 1989	F57	30.48	29.65									
3	1142	TUITAVAKE Evelyne	FRA	11 APR 1984	F58	25.34	24.77									
4	1291	IYIAZI Eucharia	NGR	19 NOV 1973	F58	30.24	30.24									
5	1078	LI Ling	CHN	23 JUL 1967	F57	27.36										
6	1060	KOLEVA Ivanka	BUL	9 DEC 1968	F57	23.73	22.48									
7	1105	MIBAMBA KIMBATA Dedeline	COD	5 FEB 1982	F58											
8	1004	MEDJMEDJ Nadia	ALG	20 MAR 1974	F57	29.60										
9	1241	ZAKAYO Mary Nakhumicha	KEN	19 APR 1979	F57	23.65										
10	1268	ROSALES MONTIEL Catalina	MEX	18 JAN 1966	F58	29.29										
11	1188	WYLUDDA Ilke	GER	28 MAR 1969	F58	29.12	29.12									
12	1430	NGUYEN Thi Hai	VIE	17 APR 1985	F58	28.50	28.50									
13	1293	NWAOZUZU Grace	NGR	28 JUL 1980	F58	32.27	32.27									
14	1338	VOLIK Larisa	RUS	27 AUG 1982	F57	26.45	25.26									
15	1006	SAIFI Nassima	ALG	29 OCT 1988	F58	40.99	39.09									
16	1059	ENEVA Stela	BUL	18 JUL 1975	F58	39.84	36.29									
17	1080	LIU Ming	CHN	30 DEC 1979	F57	31.76										
18	1381	ALRASHEEDY Siham	UAE	8 SEP 1982	F57	25.43	25.17									

## LEGEND

PB Personal Best

SB Season's Best



Olympic Stadium

TUE 4 SEP 2012  
19:00

Athletics

Women's Discus Throw — F57/58

Final



## Results

## F57 Records

<b>WORLD RECORD</b>	<b>30.59m</b>	<b>MEDJMEDJ Nadia</b>	ALG	Tunis (TUN)	17 JUN 2008
<b>PARALYMPIC RECORD</b>	<b>28.74m</b>	<b>MEDJMEDJ Nadia</b>	ALG	Beijing (CHN)	16 SEP 2008

## F58 Records

<b>WORLD RECORD</b>	<b>40.99m</b>	<b>SAIFI Nassima</b>	ALG	Christchurch (NZL)	29 JAN 2011
<b>PARALYMPIC RECORD</b>	<b>40.34m</b>	<b>SAIFI Nassima</b>	ALG		4 SEP 2012

Rank	Bib	Name	NPC Code	Date of Birth	Sport Class	1	2	3	4	5	6	Result (Points)	
1	1006	SAIFI Nassima	ALG	29 OCT 1988	F58	40.34 (1004)	x	x	36.44 (923)	x	x	40.34 <b>(1004)</b>	PR
2	1059	ENEVA Stela	BUL	18 JUL 1975	F58	34.35 (867)	x	36.56 (926)	x	36.34 (920)	x	36.56 <b>(926)</b>	SB
3	1208	BARRY Orla	IRL	21 SEP 1989	F57	28.12 (921)	28.01 (918)	x	27.71 (908)	x	26.21 (854)	28.12 <b>(921)</b>	
4	1004	MEDJMEDJ Nadia	ALG	20 MAR 1974	F57	26.96 (882)	27.56 (903)	27.80 (911)	x	22.91 (708)	x	27.80 <b>(911)</b>	SB
5	1293	NWAOZUZU Grace	NGR	28 JUL 1980	F58	33.77 (850)	31.08 (762)	22.38 (386)	29.94 (719)	32.65 (815)	32.73 (818)	33.77 <b>(850)</b>	PB
6	1338	VOLIK Larisa	RUS	27 AUG 1982	F57	x	23.49 (736)	25.07 (808)	24.83 (798)	21.25 (619)	x	25.07 <b>(808)</b>	
7	1381	ALRASHEEDY Siham	UAE	8 SEP 1982	F57	x	24.15 (767)	24.23 (771)	21.75 (647)	24.33 (776)	x	24.33 <b>(776)</b>	
8	1060	KOLEVA Ivanka	BUL	9 DEC 1968	F57	21.57 (637)	23.15 (720)	22.78 (701)	20.48 (576)	11.90 (109)	21.30 (622)	23.15 <b>(720)</b>	SB
9	1188	WYLUDDA Ilke	GER	28 MAR 1969	F58	29.57 (705)	x	28.74 (672)				29.57 <b>(705)</b>	PB
10	1080	LIU Ming	CHN	30 DEC 1979	F57	22.66 (695)	x	x				22.66 <b>(695)</b>	SB
11	1430	NGUYEN Thi Hai	VIE	17 APR 1985	F58	27.39 (615)	28.14 (647)	x				28.14 <b>(647)</b>	
12	1268	ROSALES MONTIEL Catalina	MEX	18 JAN 1966	F58	26.79 (589)	x	27.52 (621)				27.52 <b>(621)</b>	SB
13	1291	IYIAZI Eucharia	NGR	19 NOV 1973	F58	x	x	26.61 (581)				26.61 <b>(581)</b>	
14	1038	ABDULLAYEVA Madinat	AZE	12 FEB 1973	F57	17.67 (408)	18.04 (430)	19.21 (501)				19.21 <b>(501)</b>	SB
15	1241	ZAKAYO Mary Nakhumicha	KEN	19 APR 1979	F57	16.93 (363)	15.28 (268)	17.53 (399)				17.53 <b>(399)</b>	SB
16	1142	TUITAVAKE Evelyne	FRA	11 APR 1984	F58	x	20.94 (319)	x				20.94 <b>(319)</b>	
17	1105	MIBAMBA KIMBATA Dedeline	COD	5 FEB 1982	F58	9.29 (11)	8.61 (8)	8.75 (9)				9.29 <b>(11)</b>	SB
	1078	LI Ling	CHN	23 JUL 1967	F57	x	x	x					NM

Starting order	1	2	3	4	5	6	7	8	9	10	11	12	13	14	15	16
Initial	1038	1208	1142	1291	1078	1060	1105	1004	1241	1268	1188	1430	1293	1338	1006	1059
Final	1060	1381	1338	1293	1004	1208	1059	1006								

Starting order	17	18														
Initial	1080	1381														
Final																

## Weather conditions

Temperature: 24 °C Humidity: 57 % Conditions: Cloudy

## LEGEND

**NM** No Mark      **PB** Personal Best      **PR** Paralympic Record      **SB** Season Best  
**x** Failure






Olympic Stadium

SUN 2 SEP 2012  
10:00

Athletics

Women's Javelin Throw — F12/13

Final



## Results

## F12 Records

<b>WORLD RECORD</b>	<b>42.51m</b>	<b>DRAGIC Tanja</b>	SRB	London (GBR)	2 SEP 2012
<b>PARALYMPIC RECORD</b>	<b>42.51m</b>	<b>DRAGIC Tanja</b>	SRB		2 SEP 2012

## F13 Records

<b>WORLD RECORD</b>	<b>43.82m</b>	<b>TANG Guoli</b>	CHN	Shanghai (CHN)	7 MAY 2000
<b>PARALYMPIC RECORD</b>	<b>33.65m</b>	<b>LIU Ya-Ting</b>	TPE		2 SEP 2012

Rank	Bib	Name	NPC Code	Date of Birth	Sport Class	1	2	3	4	5	6	Result (Points)	
1	1346	DRAGIC Tanja	SRB	15 MAY 1991	F12	37.45 (994)	42.51 (1039)	37.10 (989)	38.73 (1007)	38.77 (1008)	40.14 (1020)	42.51 <b>(1039)</b>	WR
2	1336	SOROKINA Anna	RUS	27 JUN 1992	F12	36.80 (986)	x	32.10 (914)	35.92 (975)	37.20 (991)	38.79 (1008)	38.79 <b>(1008)</b>	PB
3	1037	EDER Natalija	AUT	6 AUG 1980	F12	32.81 (927)	38.03 (1000)	32.38 (919)	33.94 (946)	31.99 (912)	30.43 (880)	38.03 <b>(1000)</b>	PB
4	1271	VALENZUELA ALVAREZ Rebeca	MEX	1 SEP 1992	F12	x	34.17 (950)	x	x	x	x	34.17 <b>(950)</b>	RR
5	1361	LIU Ya-Ting	TPE	2 AUG 1991	F13	32.68 (864)	x	33.65 (883)	31.33 (834)	x	32.61 (862)	33.65 <b>(883)</b>	PR
6	1025	GALLAGHER Jessica	AUS	14 MAR 1986	F13	32.03 (850)	33.56 (882)	31.34 (834)	26.78 (710)	33.25 (876)	33.30 (877)	33.56 <b>(882)</b>	
7	1113	VIDACEK Marija	CRO	29 SEP 1991	F12	x	x	22.74 (652)	27.05 (795)	x	23.62 (684)	27.05 <b>(795)</b>	
8	1143	WELEPA Rose	FRA	19 JAN 1986	F12	24.29 (708)	20.00 (542)	19.02 (500)	20.07 (545)	17.66 (440)	15.65 (350)	24.29 <b>(708)</b>	PB
9	1362	TUNG Ting-Fen	TPE	27 OCT 1992	F13	21.12 (507)	21.02 (504)	20.34 (477)				21.12 <b>(507)</b>	PB

Starting order	1	2	3	4	5	6	7	8	9
Initial	1037	1361	1143	1362	1346	1271	1336	1025	1113
Final	1113	1143	1025	1361	1271	1336	1037	1346	

## Weather conditions

Temperature: 14 °C

Humidity: 85 %

Conditions: Cloudy

## LEGEND

PB Personal Best  
x Failure

PR Paralympic Record

RR Regional Record

WR World Record



Olympic Stadium

SUN 2 SEP 2012  
10:00

Athletics

Women's Javelin Throw — F12/13

Final



## Start List

## F12 Records

<b>WORLD RECORD</b>	<b>37.85m</b>	<b>DRAGIC Tanja</b>	SRB	Zagreb (CRO)	6 MAY 2012
<b>PARALYMPIC RECORD</b>	<b>32.04m</b>	<b>van BRUSSEL Marianne</b>	BEL	Atlanta, GA (USA)	18 AUG 1996

## F13 Records

<b>WORLD RECORD</b>	<b>43.82m</b>	<b>TANG Guoli</b>	CHN	Shanghai (CHN)	7 MAY 2000
<b>PARALYMPIC RECORD</b>	<b>32.38m</b>	<b>BERGSTROM Jenny</b>	SWE	Barcelona (ESP)	1 SEP 1992

Order	Bib	Name	NPC Code	Date of Birth	Sport Class	PB	SB	1	2	3	Best	4	5	6	Result	Rank
1	1037	EDER Natalija	AUT	6 AUG 1980	F12	37.41	37.41									
2	1361	LIU Ya-Ting	TPE	2 AUG 1991	F13	28.00										
3	1143	WELEPA Rose	FRA	19 JAN 1986	F12	20.14	20.14									
4	1362	TUNG Ting-Fen	TPE	27 OCT 1992	F13	20.47										
5	1346	DRAGIC Tanja	SRB	15 MAY 1991	F12	37.85	37.85									
6	1271	VALENZUELA ALVAREZ Rebeca	MEX	1 SEP 1992	F12	33.07	33.07									
7	1336	SOROKINA Anna	RUS	27 JUN 1992	F12	34.88	34.88									
8	1025	GALLAGHER Jessica	AUS	14 MAR 1986	F13	38.80	38.80									
9	1113	VIDACEK Marija	CRO	29 SEP 1991	F12	32.74	30.73									

## LEGEND

**PB** Personal Best                      **SB** Season's Best




Olympic Stadium

SAT 8 SEP 2012  
10:40

Athletics

Women's Javelin Throw — F37/38

Final



## Results

## F37 Records

<b>WORLD RECORD</b>	<b>35.95m</b>	<b>COELHO Shirlene</b>	BRA	Beijing (CHN)	10 SEP 2008
<b>PARALYMPIC RECORD</b>	<b>35.95m</b>	<b>COELHO Shirlene</b>	BRA	Beijing (CHN)	10 SEP 2008

## F38 Records

<b>WORLD RECORD</b>	<b>32.87m</b>	<b>ADOMAITIENE Ramune</b>	LTU	Bottrop (GER)	13 JUN 2010
<b>PARALYMPIC RECORD</b>	<b>28.47m</b>	<b>WEBB Katrina</b>	AUS	Athens (GRE)	21 SEP 2004

Rank	Bib	Name	NPC Code	Date of Birth	Sport Class	1	2	3	4	5	6	Result (Points)	
1	1046	COELHO Shirlene	BRA	19 FEB 1981	F37	37.86 (1015)	35.92 (999)	34.04 (979)	36.05 (1000)	31.19 (939)	36.03 (1000)	37.86 <b>(1015)</b>	WR
2	1077	JIA Qianqian	CHN	27 JUL 1987	F37	30.50 (927)	27.91 (873)	30.89 (934)	x	31.62 (946)	28.47 (886)	31.62 <b>(946)</b>	RR
3	1017	BEIKOFF Georgia	AUS	13 MAY 1993	F37	29.84 (914)	27.06 (851)	28.67 (890)	25.42 (804)	25.09 (794)	26.90 (847)	29.84 <b>(914)</b>	RR
4	1084	MI Na	CHN	5 AUG 1986	F37	25.51 (807)	28.48 (886)	x	x	27.17 (854)	26.90 (847)	28.48 <b>(886)</b>	SB
5	1424	COHEN Yomaira	VEN	25 DEC 1982	F37	25.80 (816)	25.23 (798)	x	25.22 (798)	26.27 (829)	x	26.27 <b>(829)</b>	PB
6	1125	VRATILOVA Daniela	CZE	24 OCT 1983	F38	25.64 (785)	23.71 (723)	25.44 (779)	25.53 (781)	25.93 (793)	24.70 (756)	25.93 <b>(793)</b>	
7	1120	BERNA Eva	CZE	25 MAY 1986	F37	19.46 (566)	20.51 (615)	19.48 (567)	20.35 (608)	19.91 (587)	20.88 (632)	20.88 <b>(632)</b>	

Starting order	1	2	3	4	5	6	7
Initial	1084	1046	1424	1120	1077	1017	1125
Final	1120	1125	1424	1084	1017	1077	1046

## Weather conditions

Temperature: 16 °C

Humidity: 64 %

Conditions: Sunny

## LEGEND

**PB** Personal Best  
**x** Failure

**RR** Regional Record**SB** Season Best**WR** World Record




Olympic Stadium

SAT 8 SEP 2012  
10:40

Athletics

Women's Javelin Throw — F37/38

Final



## Start List

## F37 Records

<b>WORLD RECORD</b>	<b>35.95m</b>	<b>COELHO Shirlene</b>	BRA	Beijing (CHN)	10 SEP 2008
<b>PARALYMPIC RECORD</b>	<b>35.95m</b>	<b>COELHO Shirlene</b>	BRA	Beijing (CHN)	10 SEP 2008

## F38 Records

<b>WORLD RECORD</b>	<b>32.87m</b>	<b>ADOMAITIENE Ramune</b>	LTU	Bottrop (GER)	13 JUN 2010
<b>PARALYMPIC RECORD</b>	<b>28.47m</b>	<b>WEBB Katrina</b>	AUS	Athens (GRE)	21 SEP 2004

Order	Bib	Name	NPC Code	Date of Birth	Sport Class	PB	SB	1	2	3	Best	4	5	6	Result	Rank
1	1084	MI Na	CHN	5 AUG 1986	F37	29.59										
2	1046	COELHO Shirlene	BRA	19 FEB 1981	F37	35.09	33.91									
3	1424	COHEN Yomaira	VEN	25 DEC 1982	F37	26.04	24.60									
4	1120	BERNA Eva	CZE	25 MAY 1986	F37	21.16	21.16									
5	1077	JIA Qianqian	CHN	27 JUL 1987	F37	31.16										
6	1017	BEIKOFF Georgia	AUS	13 MAY 1993	F37	29.39	29.39									
7	1125	VRATILOVA Daniela	CZE	24 OCT 1983	F38	26.89	26.89									

## LEGEND

**PB** Personal Best                      **SB** Season's Best



Olympic Stadium

SAT 1 SEP 2012  
19:48

Athletics

Women's Javelin Throw — F46

Final



## Results

<b>WORLD RECORD</b>	<b>41.15m</b>	<b>PIEKART Katarzyna</b>	POL	London (GBR)	1 SEP 2012
<b>PARALYMPIC RECORD</b>	<b>41.15m</b>	<b>PIEKART Katarzyna</b>	POL		1 SEP 2012

Rank	Bib	Name	NPC Code	Date of Birth	Sport Class	1	2	3	4	5	6	Result
1	1308	PIEKART Katarzyna	POL	5 MAR 1986	F46	35.41	37.36	37.84	37.85	41.15	38.51	<b>41.15</b> WR
2	1326	GUDKOVA Nataliya	RUS	15 DEC 1974	F46	36.44	39.89	41.08	38.43	38.42	38.04	<b>41.08</b> PB
3	1026	HOGAN Madeleine	AUS	8 DEC 1988	F46	34.98	37.52	38.38	36.89	36.01	38.85	<b>38.85</b> PB
4	1098	ZHAO Hongmei	CHN	2 MAR 1985	F46	x	36.43	37.20	38.41	37.42	37.26	<b>38.41</b> RR
5	1147	ARNOLD Hollie	GBR	26 JUN 1994	F46	29.42	30.30	33.43	30.28	33.38	36.27	<b>36.27</b> PB
6	1174	DARIMONT Laura	GER	16 AUG 1991	F46	x	32.24	32.41	27.36	33.54	31.22	<b>33.54</b> PB
7	1296	ROBINSON Holly	NZL	10 DEC 1994	F46	28.44	29.91	32.58	30.15	31.31	31.45	<b>32.58</b> PB
8	1423	BETHANCOURT Mariel	VEN	31 MAR 1988	F46	x	x	29.99	29.76	29.93	29.86	<b>29.99</b> PB
9	1360	KHAMSUK Surang	THA	8 AUG 1977	F46	29.09	x	28.75				<b>29.09</b> PB
10	1383	MATROUSHI Mariam	UAE	7 NOV 1986	F46	25.38	x	x				<b>25.38</b>

Starting order	1	2	3	4	5	6	7	8	9	10
Initial	1326	1147	1423	1174	1360	1296	1098	1383	1026	1308
Final	1423	1174	1296	1147	1098	1308	1026	1326		

## Weather conditions

Temperature: 21 °C

Humidity: 62 %

Conditions: Mostly cloudy

## LEGEND

**PB** Personal Best      **RR** Regional Record      **WR** World Record      **x** Failure



Olympic Stadium

SAT 1 SEP 2012  
19:48

Athletics

Women's Javelin Throw — F46

Final



### Start List

<b>WORLD RECORD</b>	<b>39.23m</b>	<b>HEGEN Andrea</b>	GER	Beijing (CHN)	8 SEP 2008
<b>PARALYMPIC RECORD</b>	<b>39.23m</b>	<b>HEGEN Andrea</b>	GER	Beijing (CHN)	8 SEP 2008

Order	Bib	Name	NPC Code	Date of Birth	Sport Class	PB	SB	1	2	3	Best	4	5	6	Result	Rank
1	1326	GUDKOVA Nataliya	RUS	15 DEC 1974	F46	39.13	39.13									
2	1147	ARNOLD Hollie	GBR	26 JUN 1994	F46	35.88	35.88									
3	1423	BETHANCOURT Mariel	VEN	31 MAR 1988	F46	28.47	28.20									
4	1174	DARIMONT Laura	GER	16 AUG 1991	F46	33.44	33.44									
5	1360	KHAMSUK Surang	THA	8 AUG 1977	F46	28.55										
6	1296	ROBINSON Holly	NZL	10 DEC 1994	F46	32.49	32.49									
7	1098	ZHAO Hongmei	CHN	2 MAR 1985	F46	37.57										
8	1383	MATROUSHI Mariam	UAE	7 NOV 1986	F46	31.25	31.25									
9	1026	HOGAN Madeleine	AUS	8 DEC 1988	F46	38.39	34.87									
10	1308	PIEKART Katarzyna	POL	5 MAR 1986	F46	34.70	34.41									

<b>LEGEND</b>
<b>PB</b> Personal Best <b>SB</b> Season's Best




Olympic Stadium

MON 3 SEP 2012  
19:05

Athletics

Women's Javelin Throw — F52/53/33/34

Final



## Results

## F33 Records

<b>WORLD RECORD</b>	14.14m	ALA AHO Tiina	FIN	Assen (NED)	19 JUN 2003
<b>PARALYMPIC RECORD</b>	13.32m	ALA AHO Tiina	FIN	Athens (GRE)	24 SEP 2004

## F34 Records

<b>WORLD RECORD</b>	27.03m	KOBER Birgit	GER	London (GBR)	3 SEP 2012
<b>PARALYMPIC RECORD</b>	27.03m	KOBER Birgit	GER		3 SEP 2012

## F53 Records

<b>WORLD RECORD</b>	11.87m	RIVERA Esther	MEX	Rio de Janeiro (BRA)	13 AUG 2007
<b>PARALYMPIC RECORD</b>	11.69m	RIVERA Esther	MEX	Beijing (CHN)	13 SEP 2008

Rank	Bib	Name	NPC Code	Date of Birth	Sport Class	1	2	3	4	5	6	Result (Points)	
1	1180	KOBER Birgit	GER	10 JUL 1971	F34	24.29 (1163)	25.17 (1187)	x	x	25.66 (1200)	27.03 (1230)	27.03 <b>(1230)</b>	WR
2	1171	BRAEMER-SKOWRONEK Marie	GER	9 DEC 1990	F34	19.47 (971)	20.43 (1018)	19.56 (975)	19.23 (958)	20.25 (1010)	19.93 (994)	20.43 <b>(1018)</b>	SB
3	1135	HUOVINEN Marjaana	FIN	19 APR 1967	F34	19.47 (971)	x	19.17 (955)	x	17.97 (887)	x	19.47 <b>(971)</b>	PB
4	1365	BEN JEMAA Yousra	TUN	22 AUG 1986	F34	18.63 (926)	x	17.61 (866)	17.90 (883)	18.26 (905)	x	18.63 <b>(926)</b>	RR
5	1179	HERRMANN Frances	GER	22 JUN 1989	F34	17.99 (889)	18.62 (925)	x	18.31 (907)	18.00 (889)	17.86 (881)	18.62 <b>(925)</b>	PB
6	1324	DORONINA Veronika	RUS	14 DEC 1995	F34	x	16.57 (799)	18.40 (913)	16.94 (823)	17.82 (879)	x	18.40 <b>(913)</b>	
7	1269	SALAS Estela	MEX	25 MAY 1969	F53	11.40 (745)	x	x	x	11.22 (727)	x	11.40 <b>(745)</b>	PB
8	1317	NHLAPO Zandile	RSA	9 SEP 1984	F34	x	x	15.43 (720)	x	x	x	15.43 <b>(720)</b>	SB
9	1267	RIVERA Esther	MEX	30 JUL 1964	F53	10.87 (692)	x	11.07 (712)				11.07 <b>(712)</b>	
10	1029	MOORE Brydee	AUS	1 MAY 1990	F33	10.50 (580)	10.55 (585)	x				10.55 <b>(585)</b>	
11	1382	ALZAABI Thuraya	UAE	10 MAR 1970	F34	11.95 (455)	12.85 (525)	11.91 (452)				12.85 <b>(525)</b>	
12	1323	BURDYKINA Elena	RUS	8 MAY 1988	F34	11.94 (454)	11.49 (420)	12.61 (507)				12.61 <b>(507)</b>	
13	1058	NEDHAM Fatema	BRN	26 JAN 1967	F53	6.00 (197)	6.07 (203)	x				6.07 <b>(203)</b>	SB

Starting order	1	2	3	4	5	6	7	8	9	10	11	12	13
Initial	1180	1135	1179	1317	1324	1029	1267	1382	1323	1269	1171	1365	1058
Final	1317	1269	1324	1179	1365	1135	1171	1180					

## Weather conditions

Temperature: 25 °C

Humidity: 39 %

Conditions: Sky Clear

## LEGEND

<b>PB</b>	Personal Best	<b>RR</b>	Regional Record	<b>SB</b>	Season Best	<b>WR</b>	World Record
<b>x</b>	Failure						



Olympic Stadium

MON 3 SEP 2012  
19:05

Athletics

Women's Javelin Throw — F52/53/33/34

Final



## Start List

## F33 Records

<b>WORLD RECORD</b>	<b>14.14m</b>	<b>ALA AHO Tiina</b>	FIN	Assen (NED)	19 JUN 2003
<b>PARALYMPIC RECORD</b>	<b>13.32m</b>	<b>ALA AHO Tiina</b>	FIN	Athens (GRE)	24 SEP 2004

## F34 Records

<b>WORLD RECORD</b>	<b>25.99m</b>	<b>KOBER Birgit</b>	GER	Singen am Hohentwiel (GER)	22 JUL 2011
<b>PARALYMPIC RECORD</b>	<b>17.28m</b>	<b>BENOUMESSAD Louadjeda</b>	ALG	Beijing (CHN)	13 SEP 2008

## F53 Records

<b>WORLD RECORD</b>	<b>11.87m</b>	<b>RIVERA Esther</b>	MEX	Rio de Janeiro (BRA)	13 AUG 2007
<b>PARALYMPIC RECORD</b>	<b>11.69m</b>	<b>RIVERA Esther</b>	MEX	Beijing (CHN)	13 SEP 2008

Order	Bib	Name	NPC Code	Date of Birth	Sport Class	PB	SB	1	2	3	Best	4	5	6	Result	Rank
1	1180	KOBER Birgit	GER	10 JUL 1971	F34	25.99	25.80									
2	1135	HUOVINEN Marjaana	FIN	19 APR 1967	F34	19.46	19.46									
3	1179	HERRMANN Frances	GER	22 JUN 1989	F34	18.05	18.05									
4	1317	NHLAPO Zandile	RSA	9 SEP 1984	F34	20.55	15.11									
5	1324	DORONINA Veronika	RUS	14 DEC 1995	F34	18.44	18.44									
6	1029	MOORE Brydee	AUS	1 MAY 1990	F33	13.37	13.37									
7	1267	RIVERA Esther	MEX	30 JUL 1964	F53	11.74	11.51									
8	1382	ALZAABI Thuraya	UAE	10 MAR 1970	F34	15.66	13.64									
9	1323	BURDYKINA Elena	RUS	8 MAY 1988	F34	19.50	13.41									
10	1269	SALAS Estela	MEX	25 MAY 1969	F53	11.33	11.33									
11	1171	BRAEMER-SKOWRONEK Marie	GER	9 DEC 1990	F34	21.70	19.30									
12	1365	BEN JEMAA Yousra	TUN	22 AUG 1986	F34	19.07	17.40									
13	1058	NEDHAM Fatema	BRN	26 JAN 1967	F53											

## LEGEND

**PB** Personal Best                      **SB** Season's Best





Olympic Stadium

WED 5 SEP 2012  
19:00

Athletics

Women's Javelin Throw — F54/55/56

Final



## Results

REVISED  
6 SEP 9:34

## F54 Records

<b>WORLD RECORD</b>	17.89m	<b>YANG Liwan</b>	CHN	London (GBR)	5 SEP 2012
<b>PARALYMPIC RECORD</b>	17.89m	<b>YANG Liwan</b>	CHN	London (GBR)	5 SEP 2012

## F55 Records

<b>WORLD RECORD</b>	22.71m	<b>WILLING Martina</b>	GER	Bern (SUI)	21 AUG 1999
<b>PARALYMPIC RECORD</b>	22.10m	<b>WILLING Martina</b>	GER	Atlanta, GA (USA)	22 AUG 1996

## F56 Records

<b>WORLD RECORD</b>	24.03m	<b>WILLING Martina</b>	GER	Berlin (GER)	13 JUN 2008
<b>PARALYMPIC RECORD</b>	23.99m	<b>WILLING Martina</b>	GER	Beijing (CHN)	14 SEP 2008

Rank	Bib	Name	NPC Code	Date of Birth	Sport Class	1	2	3	4	5	6	Result (Points)	
1	1094	<b>YANG Liwan</b>	CHN	18 JAN 1978	F54	17.54 (1011)	x	17.76 (1018)	17.89 (1022)	17.68 (1015)	17.35 (1004)	17.89 <b>(1022)</b>	WR
2	1363	<b>AIDI Hania</b>	TUN	10 DEC 1977	F54	16.91 (988)	17.28 (1001)	17.40 (1006)	16.74 (981)	16.92 (988)	17.14 (996)	17.40 <b>(1006)</b>	RR
3	1187	<b>WILLING Martina</b>	GER	3 OCT 1959	F56	22.61 (960)	23.12 (975)	x	21.60 (926)	21.81 (933)	20.69 (892)	23.12 <b>(975)</b>	
4	1319	<b>SITU Ntombizanele</b>	RSA	19 JAN 1971	F54	15.47 (925)	16.22 (960)	16.19 (958)	15.26 (914)	15.60 (931)	x	16.22 <b>(960)</b>	
5	1407	<b>MADSEN Angela</b>	USA	10 MAY 1960	F56	19.08 (822)	19.57 (845)	21.20 (911)	17.57 (745)	18.44 (791)	19.93 (860)	21.20 <b>(911)</b>	RR
6	1061	<b>TODOROVA Daniela</b>	BUL	18 OCT 1980	F55	18.44 (841)	17.86 (812)	x	17.97 (817)	x	19.25 (877)	19.25 <b>(877)</b>	PB
7	1343	<b>CERKVENIK Tanja</b>	SLO	17 MAY 1976	F55	18.40 (839)	18.64 (850)	x	17.42 (789)	x	x	18.64 <b>(850)</b>	
8	1344	<b>MAJCEN Tatjana</b>	SLO	2 JAN 1978	F54	11.69 (672)	13.49 (809)	x	12.90 (767)	x	13.09 (781)	13.49 <b>(809)</b>	
9	1109	<b>TORRES MARTINEZ Yanive</b>	COL	26 NOV 1979	F54	x	13.03 (777)	12.80 (760)				13.03 <b>(777)</b>	RR
10	1111	<b>MILINKOVIC Milka</b>	CRO	7 APR 1955	F55	13.98 (575)	14.50 (610)	14.34 (600)				14.50 <b>(610)</b>	
11	1129	<b>AGUILAR FULGENCIO Ruth</b>	ESP	3 FEB 1975	F55	10.82 (345)	11.45 (391)	12.12 (440)				12.12 <b>(440)</b>	
12	1295	<b>AMADOU Kadidjatou</b>	NIG	11 SEP 1976	F56	10.81 (303)	11.63 (359)	11.29 (335)				11.63 <b>(359)</b>	SB
	1298	<b>BURCE Marites</b>	PHI	15 AUG 1975	F54	x	x	x					NM

Starting order	1	2	3	4	5	6	7	8	9	10	11	12	13
Initial	1111	1061	1295	1319	1109	1343	1129	1344	1094	1363	1187	1407	1298
Final	1344	1061	1343	1407	1319	1187	1363	1094					

## Weather conditions

Temperature: 20 °C Humidity: 42 % Conditions: Sunny

## LEGEND

**NM** No Mark      **PB** Personal Best      **RR** Regional Record      **SB** Season Best  
**WR** World Record      **x** Failure

Results of athlete 1363 corrected .



Olympic Stadium

WED 5 SEP 2012  
19:00

Athletics

Women's Javelin Throw — F54/55/56

Final



## Start List

## F54 Records

<b>WORLD RECORD</b>	17.27m	<b>AIDI Hania</b>	TUN	Christchurch (NZL)	27 JAN 2011
<b>PARALYMPIC RECORD</b>	16.83m	<b>AIDI Hania</b>	TUN	Beijing (CHN)	14 SEP 2008

## F55 Records

<b>WORLD RECORD</b>	22.71m	<b>WILLING Martina</b>	GER	Bern (SUI)	21 AUG 1999
<b>PARALYMPIC RECORD</b>	22.10m	<b>WILLING Martina</b>	GER	Atlanta, GA (USA)	22 AUG 1996

## F56 Records

<b>WORLD RECORD</b>	24.03m	<b>WILLING Martina</b>	GER	Berlin (GER)	13 JUN 2008
<b>PARALYMPIC RECORD</b>	23.99m	<b>WILLING Martina</b>	GER	Beijing (CHN)	14 SEP 2008

Order	Bib	Name	NPC Code	Date of Birth	Sport Class	PB	SB	1	2	3	Best	4	5	6	Result	Rank
1	1111	MILINKOVIC Milka	CRO	7 APR 1955	F55	15.47	14.95									
2	1061	TODOROVA Daniela	BUL	18 OCT 1980	F55	19.10	18.93									
3	1295	AMADOU Kadidjatou	NIG	11 SEP 1976	F56											
4	1319	SITU Ntombizanele	RSA	19 JAN 1971	F54	16.79	16.79									
5	1109	TORRES MARTINEZ Yanive	COL	26 NOV 1979	F54	13.03	13.03									
6	1343	CERKVENIK Tanja	SLO	17 MAY 1976	F55	21.94	19.90									
7	1129	AGUILAR FULGENCIO Ruth	ESP	3 FEB 1975	F55	12.55	12.55									
8	1344	MAJCEN Tatjana	SLO	2 JAN 1978	F54	14.89	13.83									
9	1094	YANG Liwan	CHN	18 JAN 1978	F54	16.98	16.47									
10	1363	AIDI Hania	TUN	10 DEC 1977	F54	17.27										
11	1187	WILLING Martina	GER	3 OCT 1959	F56	23.84	23.21									
12	1407	MADSEN Angela	USA	10 MAY 1960	F56	19.58	19.58									
13	1298	BURCE Marites	PHI	15 AUG 1975	F54	9.93	9.69									

## LEGEND

**PB** Personal Best                      **SB** Season's Best




Olympic Stadium

THU 6 SEP 2012  
19:05

Athletics

Women's Javelin Throw — F57/58

Final



## Results

## F57 Records

<b>WORLD RECORD</b>	<b>23.87m</b>	<b>NAKHUMICA Mary</b>	KEN	Sydney, NSW (AUS)	29 OCT 2000
<b>PARALYMPIC RECORD</b>	<b>23.87m</b>	<b>NAKHUMICA Mary</b>	KEN	Sydney, NSW (AUS)	29 OCT 2000

## F58 Records

<b>WORLD RECORD</b>	<b>31.12m</b>	<b>DJELAL Safia</b>	ALG	Marrakech (MAR)	28 APR 2007
<b>PARALYMPIC RECORD</b>	<b>30.97m</b>	<b>DJELAL Safia</b>	ALG	Athens (GRE)	27 SEP 2004

Rank	Bib	Name	NPC Code	Date of Birth	Sport Class	1	2	3	4	5	6	Result (Points)	
1	1080	LIU Ming	CHN	30 DEC 1979	F57	20.99 (870)	21.52 (891)	x	18.97 (775)	x	23.48 (955)	23.48 <b>(955)</b>	RR
2	1001	DJELAL Safia	ALG	4 MAR 1983	F58	x	27.46 (917)	28.87 (953)	23.29 (770)	x	26.40 (885)	28.87 <b>(953)</b>	PB
3	1338	VOLIK Larisa	RUS	27 AUG 1982	F57	x	21.95 (906)	x	x	x	x	21.95 <b>(906)</b>	RR
4	1430	NGUYEN Thi Hai	VIE	17 APR 1985	F58	23.69 (787)	23.66 (786)	24.00 (799)	25.04 (839)	24.66 (825)	25.37 (851)	25.37 <b>(851)</b>	PB
5	1086	QING Suping	CHN	6 OCT 1969	F57	18.89 (771)	20.42 (845)	x	18.85 (769)	19.41 (798)	20.12 (832)	20.42 <b>(845)</b>	SB
6	1335	SERGIENKO Olga	RUS	11 SEP 1971	F57	x	x	19.96 (824)	x	x	x	19.96 <b>(824)</b>	
7	1291	IYIAZI Eucharia	NGR	19 NOV 1973	F58	x	x	24.04 (801)	19.28 (566)	23.45 (777)	x	24.04 <b>(801)</b>	PB
8	1223	GRANT Sylvia	JAM	8 JAN 1963	F57	x	18.71 (761)	x	18.78 (765)	18.85 (769)	19.06 (780)	19.06 <b>(780)</b>	SB
9	1078	LI Ling	CHN	23 JUL 1967	F57	18.63 (757)	x	18.32 (740)				18.63 <b>(757)</b>	SB
10	1381	ALRASHEEDY Siham	UAE	8 SEP 1982	F57	18.21 (733)	17.35 (682)	x				18.21 <b>(733)</b>	
11	1273	VELAZCO REYES Jeny	MEX	22 MAR 1977	F58	20.54 (636)	20.98 (659)	22.37 (728)				22.37 <b>(728)</b>	SB
12	1261	HERNANDEZ MENDIETA Yeni Aide	MEX	31 OCT 1991	F57	17.96 (719)	x	x				17.96 <b>(719)</b>	
13	1241	ZAKAYO Mary Nakhumicha	KEN	19 APR 1979	F57	x	x	16.86 (650)				16.86 <b>(650)</b>	SB
14	1408	MAZYCK Cece	USA	13 JUN 1976	F57	x	15.45 (554)	x				15.45 <b>(554)</b>	
15	1142	TUITAVAKE Evelyne	FRA	11 APR 1984	F58	x	x	18.27 (506)				18.27 <b>(506)</b>	
16	1060	KOLEVA Ivanka	BUL	9 DEC 1968	F57	13.64 (419)	14.73 (501)	14.24 (464)				14.73 <b>(501)</b>	
17	1201	JEAN LOUIS Nephtalie	HAI	26 FEB 1979	F57	9.98 (163)	10.69 (207)	8.92 (108)				10.69 <b>(207)</b>	SB
18	1279	MBODJ Fatimetou Mamadou	MTN	5 MAR 1992	F58	7.10 (17)	7.59 (23)	x				7.59 <b>(23)</b>	SB

Starting order	1	2	3	4	5	6	7	8	9	10	11	12	13	14	15	16
Initial	1223	1430	1338	1080	1273	1078	1381	1335	1241	1291	1279	1086	1408	1142	1201	1060
Final	1223	1430	1291	1335	1086	1080	1338	1001								

Starting order	17	18														
Initial	1001	1261														
Final																

## Weather conditions

Temperature: 21 °C Humidity: 39 % Conditions: Sky Clear

## LEGEND

PB Personal Best RR Regional Record SB Season Best x Failure



Olympic Stadium

THU 6 SEP 2012  
19:05

Athletics

Women's Javelin Throw — F57/58

Final



## Start List

## F57 Records

<b>WORLD RECORD</b>	<b>23.87m</b>	<b>NAKHUMICA Mary</b>	KEN	Sydney, NSW (AUS)	29 OCT 2000
<b>PARALYMPIC RECORD</b>	<b>23.87m</b>	<b>NAKHUMICA Mary</b>	KEN	Sydney, NSW (AUS)	29 OCT 2000

## F58 Records

<b>WORLD RECORD</b>	<b>31.12m</b>	<b>DJELAL Safia</b>	ALG	Marrakech (MAR)	28 APR 2007
<b>PARALYMPIC RECORD</b>	<b>30.97m</b>	<b>DJELAL Safia</b>	ALG	Athens (GRE)	27 SEP 2004

Order	Bib	Name	NPC Code	Date of Birth	Sport Class	PB	SB	1	2	3	Best	4	5	6	Result	Rank
1	1223	GRANT Sylvia	JAM	8 JAN 1963	F57	20.36										
2	1430	NGUYEN Thi Hai	VIE	17 APR 1985	F58	24.30	24.30									
3	1338	VOLIK Larisa	RUS	27 AUG 1982	F57	19.72	18.91									
4	1080	LIU Ming	CHN	30 DEC 1979	F57	18.29										
5	1273	VELAZCO REYES Jeny	MEX	22 MAR 1977	F58	30.51	19.60									
6	1078	LI Ling	CHN	23 JUL 1967	F57	20.15										
7	1381	ALRASHEEDY Siham	UAE	8 SEP 1982	F57	18.22	18.22									
8	1335	SERGIENKO Olga	RUS	11 SEP 1971	F57	22.06	22.06									
9	1241	ZAKAYO Mary Nakhumicha	KEN	19 APR 1979	F57	22.48										
10	1291	IYIAZI Eucharia	NGR	19 NOV 1973	F58	23.57	23.57									
11	1279	MBODJ Fatimetou Mamadou	MTN	5 MAR 1992	F58											
12	1086	QING Suping	CHN	6 OCT 1969	F57	20.44										
13	1408	MAZYCK Cece	USA	13 JUN 1976	F57	20.64	20.64									
14	1142	TUITAVAKE Evelyne	FRA	11 APR 1984	F58	19.15	19.15									
15	1201	JEAN LOUIS Nephtalie	HAI	26 FEB 1979	F57											
16	1060	KOLEVA Ivanka	BUL	9 DEC 1968	F57	16.68	16.68									
17	1001	DJELAL Safia	ALG	4 MAR 1983	F58	27.73	27.33									
18	1261	HERNANDEZ MENDIETA Yeni Aide	MEX	31 OCT 1991	F57	19.37	19.37									

## LEGEND

PB Personal Best

SB Season's Best




Olympic Stadium

SAT 1 SEP 2012  
10:00

Athletics

Women's Club Throw — F31/32/51

Final



## Results

## F31 Records

<b>WORLD RECORD</b>	<b>10.40m</b>	<b>KIM Sunjeong</b>	KOR	Sharjah (UAE)	3 DEC 2011
---------------------	---------------	---------------------	-----	---------------	------------

## F32 Records

<b>WORLD RECORD</b>	<b>21.39m</b>	<b>SATO Kyoko</b>	JPN	Busan (KOR)	30 OCT 2002
---------------------	---------------	-------------------	-----	-------------	-------------

## F51 Records

<b>WORLD RECORD</b>	<b>15.83m</b>	<b>O NEILL Catherine</b>	IRL	Nove Mesto nad Metuji (CZE)	18 AUG 2001
---------------------	---------------	--------------------------	-----	-----------------------------	-------------

Rank	Bib	Name	NPC Code	Date of Birth	Sport Class	1	2	3	4	5	6	Result (Points)	
1	1369	IBRAHMI Maroua	TUN	19 SEP 1988	F32	19.46 (990)	23.43 (1064)	17.79 (936)	19.92 (1002)	22.93 (1058)	20.80 (1022)	23.43 <b>(1064)</b>	WR
2	1002	GASMI Mounia	ALG	2 MAY 1990	F32	19.99 (1003)	20.48 (1015)	22.16 (1047)	20.34 (1012)	22.51 (1052)	21.56 (1036)	22.51 <b>(1052)</b>	PB
3	1161	PRESCOTT Gemma	GBR	25 SEP 1983	F32	17.58 (928)	18.97 (976)	20.50 (1015)	18.32 (955)	19.41 (988)	20.17 (1008)	20.50 <b>(1015)</b>	RR
4	1212	O NEILL Catherine	IRL	4 DEC 1975	F51	13.46 (921)	x	13.64 (931)	11.52 (793)	12.65 (874)	13.05 (898)	13.64 <b>(931)</b>	
5	1160	PEARSON Josie	GBR	3 JAN 1986	F51	12.65 (874)	12.79 (883)	x	x	11.76 (811)	13.42 (919)	13.42 <b>(919)</b>	PB
6	1197	STAMATOULA Maria	GRE	15 AUG 1972	F32	15.74 (845)	16.68 (891)	15.64 (840)	7.14 (172)	14.72 (787)	15.26 (819)	16.68 <b>(891)</b>	
7	1373	NAYLI Saida	TUN	25 OCT 1992	F32	x	16.43 (879)	15.49 (832)	14.50 (773)	x	13.91 (735)	16.43 <b>(879)</b>	
8	1023	ELLERY Louise	AUS	4 JAN 1977	F32	14.46 (771)	15.24 (818)	x	x	14.73 (788)	x	15.24 <b>(818)</b>	
9	1243	KIM Sunjeong	KOR	28 OCT 1970	F31	x	x	10.98 (800)				10.98 <b>(800)</b>	WR
10	1380	ALBALOOSHI Sakina	UAE	1 JUL 1984	F32	14.66 (783)	14.45 (770)	14.12 (749)				14.66 <b>(783)</b>	
11	1401	COLE Zena	USA	18 MAR 1957	F51	9.55 (609)	10.33 (688)	11.02 (751)				11.02 <b>(751)</b>	
12	1158	MOORE Maxine	GBR	2 JUL 1992	F32	12.07 (595)	11.71 (565)	13.53 (708)				13.53 <b>(708)</b>	
13	1368	CHELHI Dhouha	TUN	24 APR 1992	F51	8.21 (458)	x	8.29 (468)				8.29 <b>(468)</b>	

Starting order	1	2	3	4	5	6	7	8	9	10	11	12	13
Initial	1160	1401	1243	1368	1158	1369	1197	1002	1212	1380	1373	1161	1023
Final	1023	1373	1160	1197	1212	1161	1002	1369					

## Weather conditions

Temperature: 15 °C

Humidity: 72 %

Conditions: Partly cloudy

## LEGEND

**PB** Personal Best      **RR** Regional Record      **WR** World Record      **x** Failure



Olympic Stadium

SAT 1 SEP 2012  
10:00

Athletics

Women's Club Throw — F31/32/51

Final



## Start List

## F31 Records

<b>WORLD RECORD</b>	<b>10.40m</b>	<b>KIM Sunjeong</b>	KOR	Sharjah (UAE)	3 DEC 2011
---------------------	---------------	---------------------	-----	---------------	------------

## F32 Records

<b>WORLD RECORD</b>	<b>21.39m</b>	<b>SATO Kyoko</b>	JPN	Busan (KOR)	30 OCT 2002
---------------------	---------------	-------------------	-----	-------------	-------------

## F51 Records

<b>WORLD RECORD</b>	<b>15.83m</b>	<b>O NEILL Catherine</b>	IRL	Nove Mesto nad Metuji (CZE)	18 AUG 2001
---------------------	---------------	--------------------------	-----	-----------------------------	-------------

Order	Bib	Name	NPC Code	Date of Birth	Sport Class	PB	SB	1	2	3	Best	4	5	6	Result	Rank
1	1160	PEARSON Josie	GBR	3 JAN 1986	F51	12.37	12.37									
2	1401	COLE Zena	USA	18 MAR 1957	F51	13.67	13.67									
3	1243	KIM Sunjeong	KOR	28 OCT 1970	F31	10.40										
4	1368	CHELHI Dhouha	TUN	24 APR 1992	F51	9.70	9.70									
5	1158	MOORE Maxine	GBR	2 JUL 1992	F32	16.56	16.56									
6	1369	IBRAHMI Maroua	TUN	19 SEP 1988	F32	21.08	20.92									
7	1197	STAMATOULA Maria	GRE	15 AUG 1972	F32	17.62	17.43									
8	1002	GASMI Mounia	ALG	2 MAY 1990	F32	21.60	21.60									
9	1212	O NEILL Catherine	IRL	4 DEC 1975	F51	13.87	13.87									
10	1380	ALBALOOSHI Sakina	UAE	1 JUL 1984	F32	15.53	15.53									
11	1373	NAYLI Saida	TUN	25 OCT 1992	F32	17.52	17.52									
12	1161	PRESCOTT Gemma	GBR	25 SEP 1983	F32	19.62	19.62									
13	1023	ELLERY Louise	AUS	4 JAN 1977	F32	15.81	15.81									

## LEGEND

**PB** Personal Best                      **SB** Season's Best