



Official Results Book  
Wheelchair Curling

13 to 20 March

Brochure des résultats officiels  
Curling en fauteuil roulant

13 au 20 mars



---

## TABLE OF CONTENTS / TABLE DES MATIÈRES

Table of Contents

### Results

Medallists  
Final Standings  
Competition Summary

### Gold Medal Game

Session Results  
Session Review  
Game Results  
Game – Shot by Shot

#### Cumulative Player Statistics by Team

CAN - Canada  
KOR - Korea

Scoring Analysis  
Summary of Big Ends  
Time-out Statistics

### Bronze Medal Game

Game Results  
Game Review  
Game – Shot by Shot

#### Cumulative Player Statistics by Team

SWE - Sweden  
USA – United States of America

### Semifinals

Session Results  
Session Review

#### Sheet A

Game Results  
Game – Shot by Shot

#### Sheet C

Game Results  
Game – Shot by Shot

### Tie-breakers

#### Session 1

Session Results  
Session Review

#### Sheet B

Game Results  
Game – Shot by Shot



## TABLE OF CONTENTS / TABLE DES MATIÈRES

### Round Robin

Competition Matrix  
Draw Shot Challenge  
Scoring Analysis  
Summary of Big Ends  
Cumulative Percentage by Position

#### Cumulative Player Statistics by Team

CAN - Canada  
GBR - Great Britain  
GER - Germany  
ITA - Italy  
JPN - Japan  
KOR - Korea  
NOR - Norway  
SUI - Switzerland  
SWE - Sweden  
USA - United States of America

### Session 12

Session Results  
Session Review

#### Sheet A

Game Results  
Game – Shot by Shot

#### Sheet B

Game Results  
Game – Shot by Shot

#### Sheet C

Game Results  
Game – Shot by Shot

#### Sheet D

Game Results  
Game – Shot by Shot

### Session 11

Session Results  
Session Review

#### Sheet A

Game Results  
Game – Shot by Shot

#### Sheet B

Game Results  
Game – Shot by Shot

#### Sheet C

Game Results



---

## TABLE OF CONTENTS / TABLE DES MATIÈRES

Game – Shot by Shot

### Sheet D

Game Results

Game – Shot by Shot

### Session 10

Session Results

Session Review

### Sheet A

Game Results

Game – Shot by Shot

### Sheet B

Game Results

Game – Shot by Shot

### Sheet C

Game Results

Game – Shot by Shot

### Session 9

Session Results

Session Review

### Sheet A

Game Results

Game – Shot by Shot

### Sheet B

Game Results

Game – Shot by Shot

### Sheet C

Game Results

Game – Shot by Shot

### Sheet D

Game Results

Game – Shot by Shot

### Session 8

Session Results

Session Review

### Sheet A

Game Results

Game – Shot by Shot

### Sheet B

Game Results

Game – Shot by Shot





---

## TABLE OF CONTENTS / TABLE DES MATIÈRES

### Sheet C

Game Results  
Game – Shot by Shot

### Sheet D

Game Results  
Game – Shot by Shot

### Session 7

Session Results  
Session Review

### Sheet B

Game Results  
Game – Shot by Shot

### Sheet C

Game Results  
Game – Shot by Shot

### Sheet D

Game Results  
Game – Shot by Shot

### Session 6

Session Results  
Session Review

### Sheet A

Game Results  
Game – Shot by Shot

### Sheet B

Game Results  
Game – Shot by Shot

### Sheet C

Game Results  
Game – Shot by Shot

### Sheet D

Game Results  
Game – Shot by Shot

### Session 5

Session Results  
Session Review

### Sheet A

Game Results  
Game – Shot by Shot

### Sheet B

Game Results



---

## TABLE OF CONTENTS / TABLE DES MATIÈRES

Game – Shot by Shot

### Sheet C

Game Results

Game – Shot by Shot

### Sheet D

Game Results

Game – Shot by Shot

## Session 4

Session Results

Session Review

### Sheet A

Game Results

Game – Shot by Shot

### Sheet B

Game Results

Game – Shot by Shot

### Sheet D

Game Results

Game – Shot by Shot

## Session 3

Session Results

Session Review

### Sheet A

Game Results

Game – Shot by Shot

### Sheet B

Game Results

Game – Shot by Shot

### Sheet C

Game Results

Game – Shot by Shot

### Sheet D

Game Results

Game – Shot by Shot

## Session 2

Session Results

Session Review

### Sheet A

Game Results

Game – Shot by Shot



---

## TABLE OF CONTENTS / TABLE DES MATIÈRES

### Sheet B

Game Results  
Game – Shot by Shot

### Sheet C

Game Results  
Game – Shot by Shot

### Sheet D

Game Results  
Game – Shot by Shot

## Session 1

Session Results  
Session Review

### Sheet A

Game Results  
Game – Shot by Shot

### Sheet B

Game Results  
Game – Shot by Shot

### Sheet C

Game Results  
Game – Shot by Shot

### Sheet D

Game Results  
Game – Shot by Shot

Entry List by NPC

Competition Officials  
Competition Schedule

### Official Communications

Item 1 - 20.03.2010



## MEDALLISTS / MÉDAILLÉ(E)S

As of SAT 20 MAR 2010 / En date du SAM 20 MAR 2010

Medal	NPC	Name
<b>Gold</b>	CAN - Canada	ARMSTRONG Jim NEIGHBOUR Darryl FORREST Ina GAUDET Sonja YIZEK Bruno
<b>Silver</b>	KOR - Korea	KIM Haksung KIM Myungjin CHO Yanghyun KANG Misuk PARK Kilwoo
<b>Bronze</b>	SWE - Sweden	JUNGNELL Jalle BURMAN Patrik WILHELM Anette KALLIN Patrik



## FINAL STANDINGS / CLASSEMENT FINAL

Rank	Team	Players	Position	Gender
1	CAN - Canada	ARMSTRONG Jim	Skip	M
		NEIGHBOUR Darryl	Third	M
		FORREST Ina	Second	W
		GAUDET Sonja	Lead	W
		YIZEK Bruno	Alternate	M
2	KOR - Korea	KIM Haksung	Skip	M
		KIM Myungjin	Third	M
		CHO Yanghyun	Second	M
		KANG Misuk	Lead	W
		PARK Kilwoo	Alternate	M
3	SWE - Sweden	JUNGNELL Jalle	Skip	M
		IKONEN Glenn	DSQ	M
		BURMAN Patrik	Second	M
		WILHELM Anette	Lead	W
		KALLIN Patrik	Alternate	M
4	USA - United States of America	PEREZ Augusto	Skip	M
		McDONALD Patrick	Third	M
		PIERCE Jim	Second	M
		KAPINOWSKI Jacqui	Lead	W
		JOSEPH Jimmy	Alternate	M
5	ITA - Italy	TABANELLI Andrea	Skip	M
		MARCHESE Egidio	Third	M
		DALLAPICCOLA Gabriele	Second	M
		MENARDI Angela	Lead	W
		SPELORZI Emanuele	Alternate	M
6	GBR - Great Britain	NEILSON Aileen	Fourth	W
		McCREADIE Michael	Skip	M
		KILLIN Tom	Second	M
		MALONE Angie	Lead	W
		SELLAR Jim	Alternate	M
7	SUI - Switzerland	BOLLIGER Manfred	Skip	M
		HUETTENMOSER Claudia	Third	W
		MEYER Daniel	Second	M
		KEHRLI Anton	Lead	M
		BIERI Martin	Alternate	M
8	GER - Germany	JAEGER Jens	Skip	M
		SIEGER Marcus	Third	M
		GAEBEL Jens	Second	M
		STEGER Christiane	Lead	W
		HOER Astrid	Alternate	W
9	NOR - Norway	LORENTSEN Rune	Skip	M
		STORDAHL Jostein	Third	M
		SKOGSTAD Geir Arne	Second	M
		TYSTAD Lene	Lead	W
		SAMDAL Anne Mette	Alternate	W
10	JPN - Japan	NAKAJIMA Yoji	Skip	M
		ICHIKAWA Katsuo	Third	M
		HIDAI Takashi	Second	M
		SAITOH Ayako	Lead	W
		OGAWA Aki	Alternate	W

### LEGEND

DSQ Disqualified from the competition

M Man

W Woman



## COMPETITION SUMMARY / RÉSUMÉ DE LA COMPÉTITION

As of SAT 20 MAR 2010 / En date du SAM 20 MAR 2010

Session	Date	Time	Sheet A	Sheet B	Sheet C	Sheet D
Session 1	13 Mar	12:30	KOR - USA 6 : 9	GBR - CAN 2 : 9	SWE - SUI 6 : 7	GER - NOR 10 : 6
Session 2	13 Mar	18:00	ITA - JPN 6 : 9	SWE - KOR 4 : 8	NOR - GBR 7 : 5	CAN - USA 10 : 5
Session 3	14 Mar	12:30	NOR - CAN 5 : 6	ITA - SUI 13 : 4	USA - GER 6 : 5	JPN - KOR 5 : 7
Session 4	14 Mar	18:00	SWE - ITA 1 : 9	JPN - GER 4 : 12		SUI - GBR 2 : 10
Session 5	15 Mar	12:30	GBR - KOR 4 : 7	NOR - SWE 4 : 6	JPN - CAN 2 : 13	USA - ITA 8 : 2
Session 6	15 Mar	18:00	GER - SUI 3 : 9	GBR - USA 7 : 8	KOR - NOR 6 : 9	SWE - CAN 8 : 4
Session 7	16 Mar	12:30		CAN - SUI 15 : 1	ITA - GER 6 : 7	NOR - JPN 11 : 3
Session 8	16 Mar	18:00	USA - SWE 4 : 6	KOR - ITA 9 : 3	SUI - JPN 5 : 6	GBR - GER 9 : 2
Session 9	17 Mar	12:30	CAN - GER 8 : 6	SWE - GBR 7 : 6	NOR - USA 8 : 9	KOR - SUI 9 : 3
Session 10	17 Mar	18:00	ITA - NOR 9 : 7	USA - JPN 8 : 3	CAN - KOR 6 : 4	
Session 11	18 Mar	12:30	SUI - USA 2 : 8	GER - KOR 2 : 9	GBR - ITA 3 : 6	JPN - SWE 8 : 7
Session 12	18 Mar	18:00	JPN - GBR 4 : 10	SUI - NOR 10 : 4	GER - SWE 3 : 10	ITA - CAN 8 : 7
Tie-breaker 1	19 Mar	14:30		ITA - SWE 5 : 6		
Semifinal	20 Mar	10:00	SWE - CAN 5 : 10		USA - KOR 5 : 7	
Finals	20 Mar	15:30		CAN - KOR 8 : 7		USA - SWE 5 : 7

### Standings After Round Robin

Rank	Team	Games	Wins	Losses		
1	CAN - Canada	9	7	2	Q	w1
2	USA - United States of America	9	7	2	Q	w0
3	KOR - Korea	9	6	3	Q	
4	ITA - Italy	9	5	4	TB	w1
4	SWE - Sweden	9	5	4	TB	w0
6	GBR - Great Britain	9	3	6		w3
7	SUI - Switzerland	9	3	6		w2,2
8	GER - Germany	9	3	6		w2,1
9	NOR - Norway	9	3	6		w2,0
10	JPN - Japan	9	3	6		w1

### Championship Bracket

Semifinals	Finals	Final Standings
SWE 5	CAN 8	1 CAN - Canada
CAN 10		
USA 5	KOR 7	3 SWE - Sweden
KOR 7		4 USA - United States of America
		5 ITA - Italy
		6 GBR - Great Britain
		7 SUI - Switzerland
		8 GER - Germany
		9 NOR - Norway
		10 JPN - Japan

### LEGEND

Q Qualified for the semifinals      TB Involved in the tie-breaker      wx Number of wins (x) against tied teams

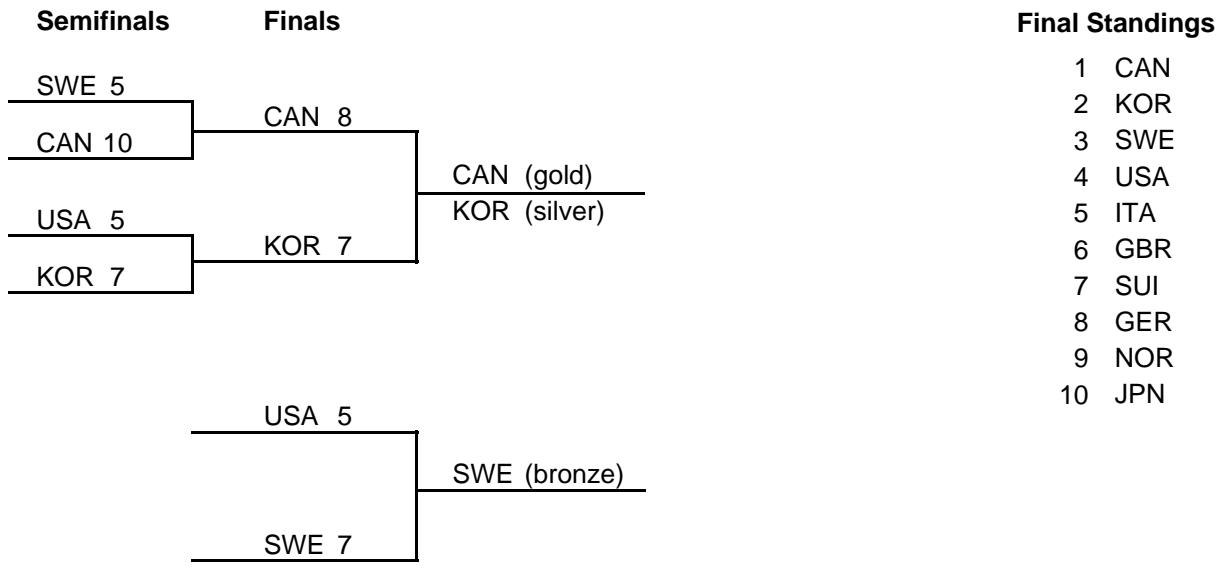


**SESSION RESULTS AND STANDINGS**  
**RÉSULTATS DE LA SESSION ET CLASSEMENT**

SAT 20 MAR 2010 / SAM 20 MAR 2010 START TIME / DÉBUT 15:30

Sheet	Round	Team	LSFE	1	2	3	4	5	6	7	8	Extra Ends	Total
B	11	CAN - Canada	*	3	1	0	4	0	0	0	0		8
	11	KOR - Korea		0	0	1	0	2	2	1	1		7
D	11	USA - United States of America	*	0	1	0	3	0	0	1	0		5
	12	SWE - Sweden		3	0	1	0	1	1	0	1		7

**Championship Bracket**



**LEGEND**  
LSFE (\*) Last stone first end





## SESSION REVIEW / SYNTHÈSE DE LA SESSION

SAT 20 MAR 2010 / SAM 20 MAR 2010 START TIME / DÉBUT 15:30

### Gold Medal Game: CAN 8-7 KOR

VANCOUVER, March 20 - Canada won its second consecutive Gold medal in Paralympic Wheelchair Curling by beating Korea 8-7 in a tension-filled, closely-fought Gold medal game in front of nearly 5,000 spectators at Vancouver Paralympic Centre on Saturday.

Korea, in its first appearance in Wheelchair Curling at the Paralympic Games, picked up the Silver medal.

After taking a big lead in the first four ends, Canada let Korea back into the game in the second half.

Two great draws to the four foot by Canada second Ina FORREST (CAN) set up the first end. With his final stone, skip Jim ARMSTRONG (CAN) tapped back a Canadian stone to count three points.

Korea was chasing Canada throughout the second end in an effort to remove guards to find a path to the button. Korea skip Haksung KIM's (KOR) attempt at a raise takeout with his final stone was unsuccessful, resulting in a steal of one point and a 4-0 lead for Canada.

Canada kept loading up house with some good draws in the third end, forcing Korea into hits. Korea had to settle for a single to make the score 4-1.

The teams exchanged hits early in the fourth end. But miscues by Korea and two good draws by ARMSTRONG (CAN) gave Canada a huge four points and a commanding 8-1 lead.

Canada kept the pressure on in the fifth end with draw shots. ARMSTRONG (CAN) made a key freeze to force KIM (KOR) to make a big-weight takeout to score a deuce and make the score 8-3.

In the sixth end, Korea had two stones frozen around the button. ARMSTRONG (CAN) was unsuccessful in his efforts to remove them, resulting in a steal of two points for Korea to make the score 8-5.

In the seventh end, it was Korea picking up another steal to inch closer to Canada, making the score 8-6.

Facing two Korean counters with his last rock, ARMSTRONG (CAN) removed one Korean stone for an 8-7 victory and the Gold medal.

Canada had beaten Korea 6-4 in the Round Robin.



## GAME RESULTS / RÉSULTATS DE LA PARTIE

SAT 20 MAR 2010 / SAM 20 MAR 2010 START TIME / DÉBUT 15:30

Sheet	Round	Team	LSFE	1	2	3	4	5	6	7	8	Extra Ends	Total
B	11	CAN - Canada	*	3	1	0	4	0	0	0	0		8
	11	KOR - Korea		0	0	1	0	2	2	1	1		7

CAN - Canada		Game	All
4 S	ARMSTRONG Jim	67 %	54 %
3	NEIGHBOUR Darryl	55 %	58 %
2	FORREST Ina	67 %	63 %
1	GAUDET Sonja	67 %	63 %
A	YIZEK Bruno	- %	56 %
Team Total		64 %	59 %

KOR - Korea		Game	All
4 S	KIM Haksung	53 %	54 %
3	KIM Myungjin	53 %	56 %
2	CHO Yanghyun	73 %	60 %
1	KANG Misuk	61 %	64 %
A	PARK Kilwoo	- %	48 %
Team Total		60 %	58 %

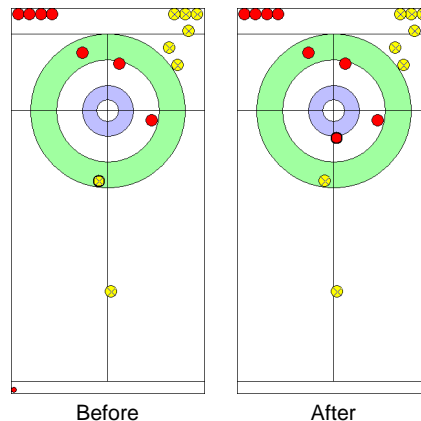
Time remaining: 2 minutes 37 seconds

Time remaining: 3 minutes 23 seconds

Time-out: end 8, KOR-8

### Most Important Shot:

Team Canada was sitting with three stones in the house. Korean Skip KIM H attempted a Draw and came up short with his last stone. Canadian Skip ARMSTRONG J then drew to the house and took four points. This put Canada into a commanding lead of the game.



End: 4  
Team: CAN  
Player: ARMSTRONG J  
Stone: Fourth, 2nd stone  
Task: Draw  
Handle: Out-turn  
Points: 100%

● : CAN  
● : KOR

### NOTES

Team position and functions are attached to each team member's name as follows:  
4 = Fourth, 3 = Third, 2 = Second, 1 = Lead, A = Alternate, S = Skip

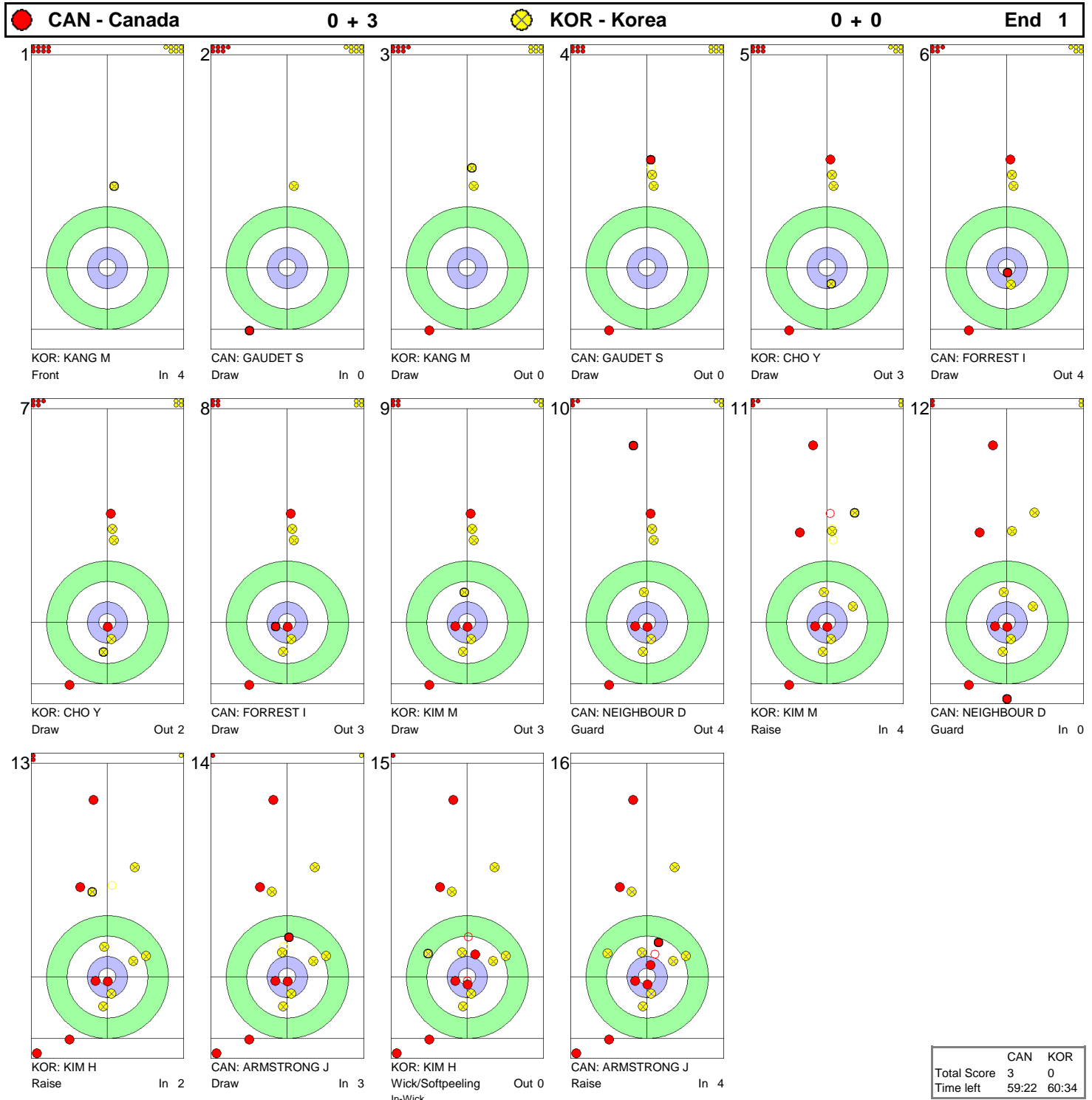
### LEGEND

LSFE (\*) Last stone first end



## GAME - SHOT BY SHOT / DÉROULEMENT DE LA PARTIE

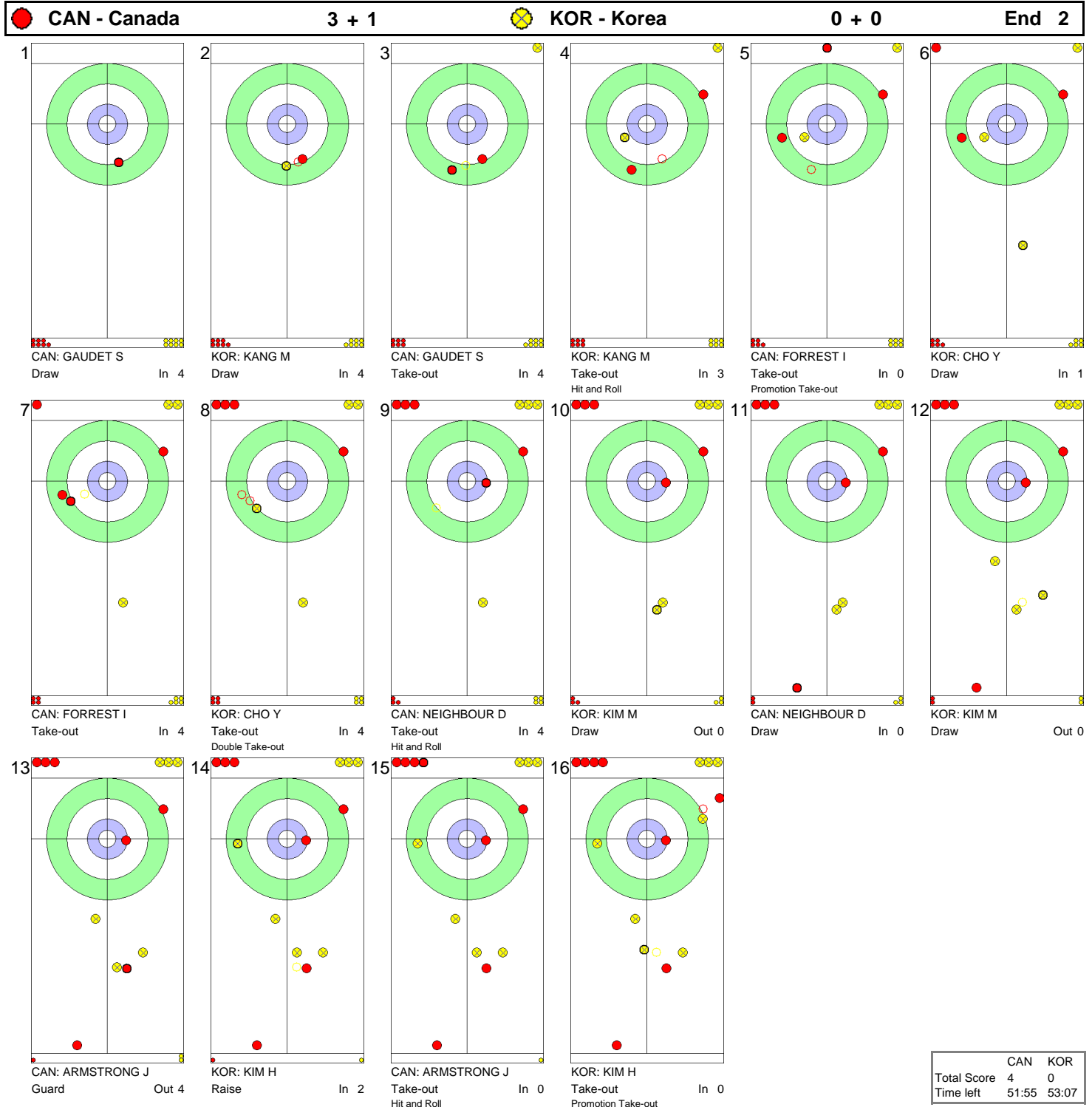
SAT 20 MAR 2010 / SAM 20 MAR 2010 START TIME / DÉBUT 15:30





**GAME - SHOT BY SHOT / DÉROULEMENT DE LA PARTIE**

SAT 20 MAR 2010 / SAM 20 MAR 2010 START TIME / DÉBUT 15:30

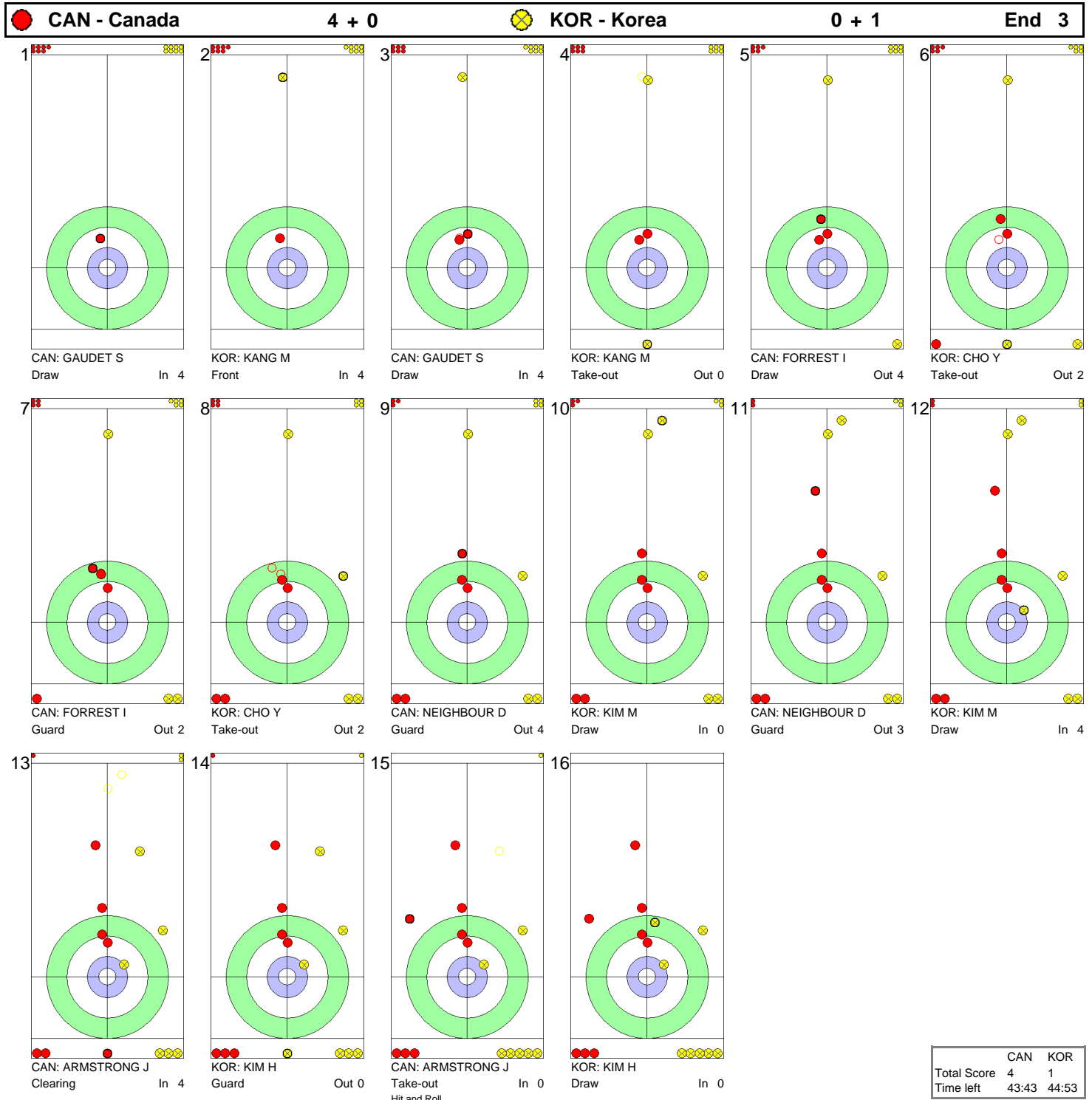


	CAN	KOR
Total Score	4	0
Time left	51:55	53:07



GAME - SHOT BY SHOT / DÉROULEMENT DE LA PARTIE

SAT 20 MAR 2010 / SAM 20 MAR 2010 START TIME / DÉBUT 15:30



	CAN	KOR
Total Score	4	1
Time left	43:43	44:53



GAME - SHOT BY SHOT / DÉROULEMENT DE LA PARTIE

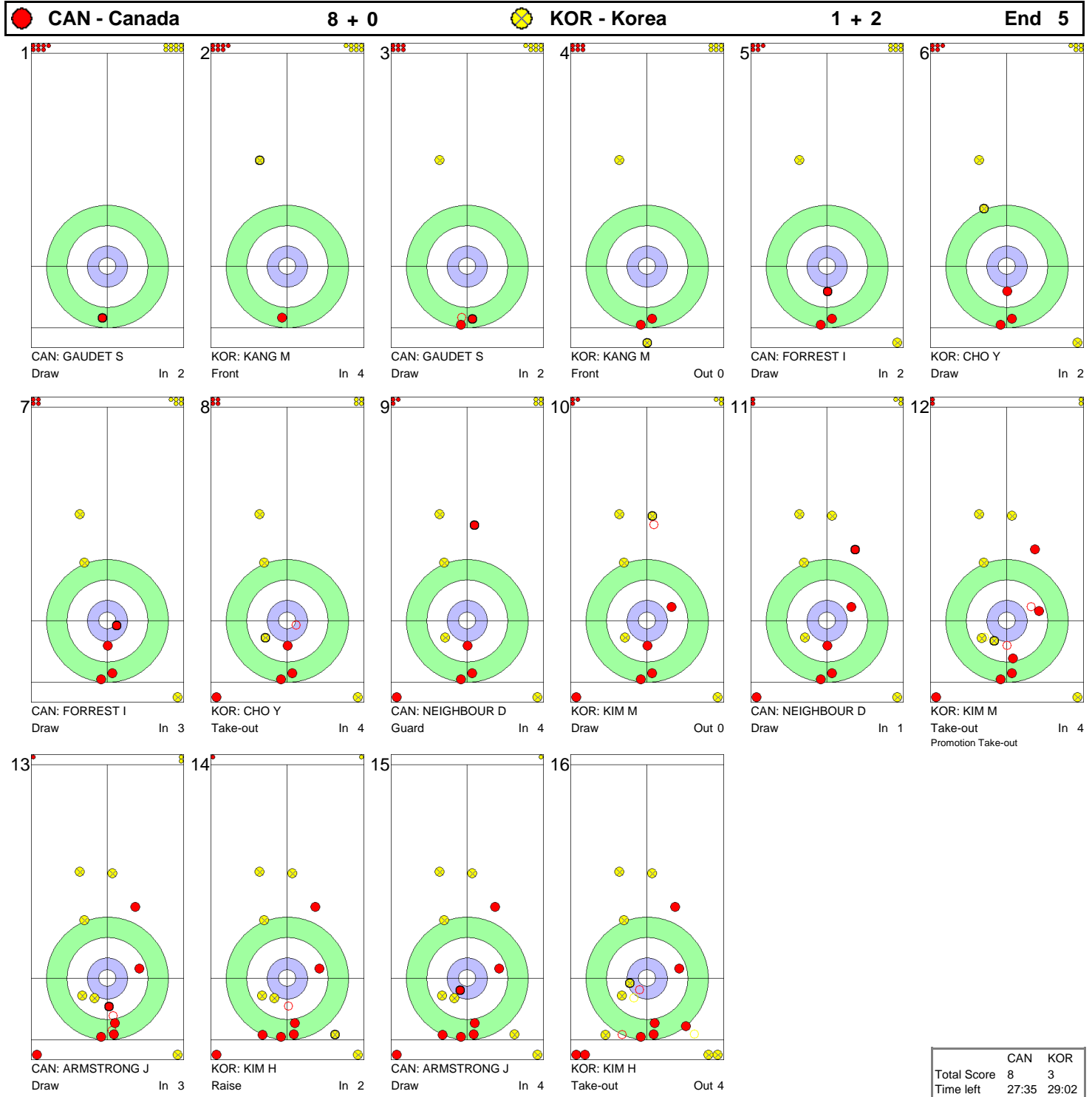
SAT 20 MAR 2010 / SAM 20 MAR 2010 START TIME / DÉBUT 15:30





## GAME - SHOT BY SHOT / DÉROULEMENT DE LA PARTIE

SAT 20 MAR 2010 / SAM 20 MAR 2010 START TIME / DÉBUT 15:30




	CAN	KOR
Total Score	8	3
Time left	27:35	29:02





**GAME - SHOT BY SHOT / DÉROULEMENT DE LA PARTIE**

SAT 20 MAR 2010 / SAM 20 MAR 2010 START TIME / DÉBUT 15:30



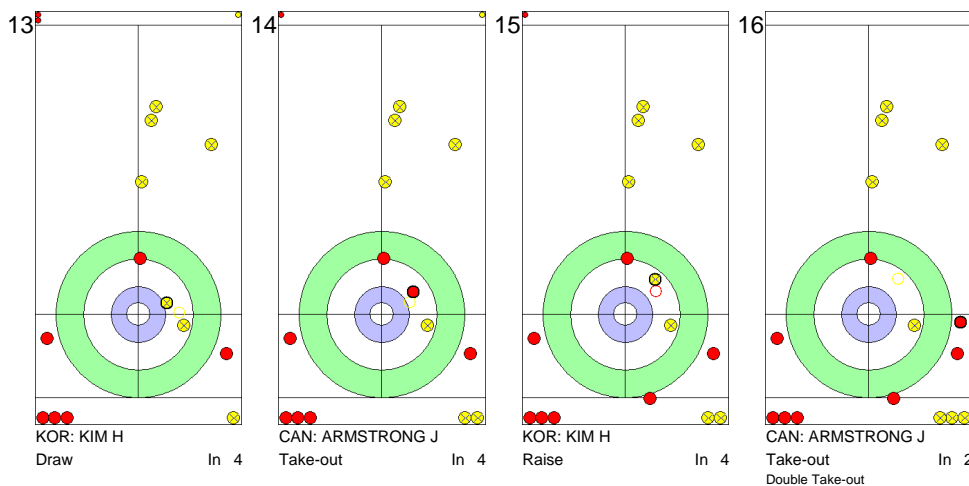
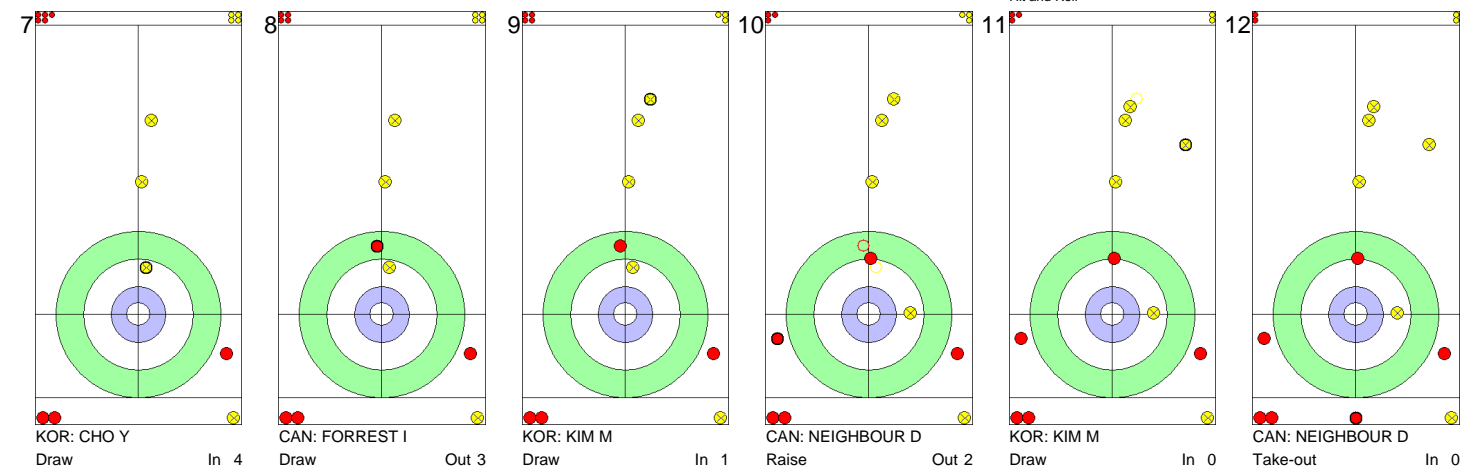
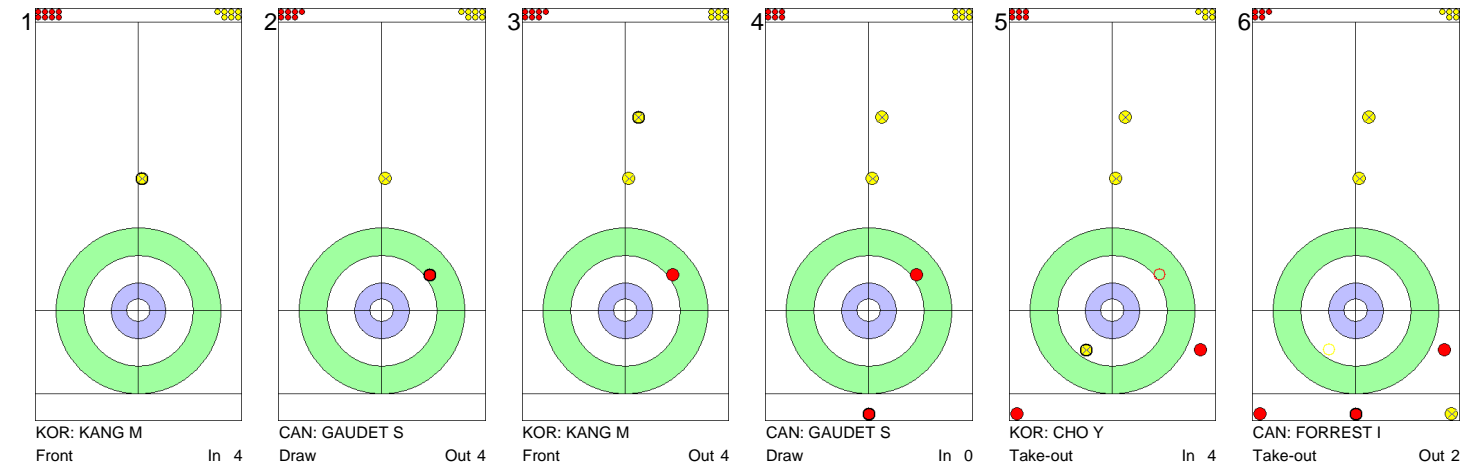
	CAN	KOR
Total Score	8	5
Time left	18:43	20:12



GAME - SHOT BY SHOT / DÉROULEMENT DE LA PARTIE

SAT 20 MAR 2010 / SAM 20 MAR 2010 START TIME / DÉBUT 15:30

**● CAN - Canada 8 + 0 ● KOR - Korea 5 + 1 End 7**



	CAN	KOR
Total Score	8	6
Time left	10:49	12:16



## GAME - SHOT BY SHOT / DÉROULEMENT DE LA PARTIE

SAT 20 MAR 2010 / SAM 20 MAR 2010 START TIME / DÉBUT 15:30





## CUMULATIVE PLAYER STATISTICS BY TEAM STATISTIQUES CUMULÉES DES JOUEURS PAR ÉQUIPE

As of SAT 20 MAR 2010 / En date du SAM 20 MAR 2010

### CAN - Canada

#### ARMSTRONG Jim

Type	Skip		Man Right		Total	
	In-turn	%	Out-turn	%	Total	%
Draw	38	62	26	53	64	58
Front	0	-	0	-	0	-
Guard	12	60	16	64	28	63
Raise	7	57	7	39	14	48
Wick / Soft Peeling	1	100	0	-	1	100
Freeze	0	-	0	-	0	-
Take-out	38	47	11	30	49	43
Hit and Roll	0	-	0	-	0	-
Clearing	4	50	2	100	6	67
Double Take-out	0	-	0	-	0	-
Promotion Take-out	0	-	0	-	0	-
not considered	0	-	0	-	0	-
All Draws	58	62	49	55	107	58
All Take-outs	42	48	13	40	55	46
Total	100	56	62	52	162	54

#### NEIGHBOUR Darryl

Type	Third		Man Right		Total	
	In-turn	%	Out-turn	%	Total	%
Draw	35	56	24	45	59	52
Front	0	-	1	75	1	75
Guard	20	65	17	74	37	69
Raise	3	83	8	47	11	57
Wick / Soft Peeling	1	100	0	-	1	100
Freeze	0	-	0	-	0	-
Take-out	27	67	17	41	44	57
Hit and Roll	0	-	0	-	0	-
Clearing	5	40	7	57	12	50
Double Take-out	0	-	0	-	0	-
Promotion Take-out	0	-	0	-	0	-
not considered	1	-	0	-	1	-
All Draws	59	61	50	56	109	59
All Take-outs	32	63	24	46	56	55
Total	91	62	74	52	165	58

#### FORREST Ina

Type	Second		Woman Left		Total	
	In-turn	%	Out-turn	%	Total	%
Draw	26	51	28	66	54	59
Front	0	-	2	50	2	50
Guard	9	56	12	77	21	68
Raise	2	75	3	50	5	60
Wick / Soft Peeling	1	100	0	-	1	100
Freeze	0	-	0	-	0	-
Take-out	35	67	19	62	54	65
Hit and Roll	0	-	0	-	0	-
Clearing	9	56	5	70	14	61
Double Take-out	0	-	0	-	0	-
Promotion Take-out	0	-	0	-	0	-
not considered	0	-	1	-	1	-
All Draws	38	55	45	67	83	61
All Take-outs	44	65	24	64	68	64
Total	82	60	69	66	151	63

#### GAUDET Sonja

Type	Lead		Woman Right		Total	
	In-turn	%	Out-turn	%	Total	%
Draw	60	66	38	49	98	59
Front	10	90	7	57	17	76
Guard	3	75	2	75	5	75
Raise	1	100	0	-	1	100
Wick / Soft Peeling	2	75	0	-	2	75
Freeze	0	-	0	-	0	-
Take-out	33	59	5	90	38	63
Hit and Roll	0	-	0	-	0	-
Clearing	0	-	1	50	1	50
Double Take-out	0	-	0	-	0	-
Promotion Take-out	0	-	0	-	0	-
not considered	1	-	7	-	8	-
All Draws	76	70	47	52	123	63
All Take-outs	33	59	6	83	39	63
Total	109	67	53	55	162	63

#### YIZEK Bruno

Type	Alternate		Man Right		Total	
	In-turn	%	Out-turn	%	Total	%
Draw	4	81	2	100	6	88
Front	0	-	0	-	0	-
Guard	1	100	1	75	2	88
Raise	0	-	1	0	1	0
Wick / Soft Peeling	0	-	0	-	0	-
Freeze	0	-	0	-	0	-
Take-out	3	50	2	0	5	30
Hit and Roll	0	-	0	-	0	-
Clearing	2	25	0	-	2	25
Double Take-out	0	-	0	-	0	-
Promotion Take-out	0	-	0	-	0	-
not considered	0	-	0	-	0	-
All Draws	5	85	4	69	9	78
All Take-outs	5	40	2	0	7	29
Total	10	63	6	46	16	56

#### Team: CAN - Canada

Type	In-turn	%	Out-turn	%	Total	%
Draw	163	61	118	54	281	58
Front	10	90	10	58	20	74
Guard	45	63	48	71	93	67
Raise	13	69	19	42	32	53
Wick / Soft Peeling	5	90	0	-	5	90
Freeze	0	-	0	-	0	-
Take-out	136	59	54	49	190	56
Hit and Roll	0	-	0	-	0	-
Clearing	20	48	15	67	35	56
Double Take-out	0	-	0	-	0	-
Promotion Take-out	0	-	0	-	0	-
not considered	2	-	8	-	10	-
All Draws	236	64	195	57	431	61
All Take-outs	156	58	69	53	225	56
Total	392	61	264	56	656	59

Types in gray are not applicable for Wheelchair Curling Statistics



## CUMULATIVE PLAYER STATISTICS BY TEAM STATISTIQUES CUMULÉES DES JOUEURS PAR ÉQUIPE

As of SAT 20 MAR 2010 / En date du SAM 20 MAR 2010

### KOR - Korea

Type	Man		Skip		Right	
	In-turn	%	Out-turn	%	Total	%
Draw	35	61	16	28	51	51
Front	0	-	0	-	0	-
Guard	16	83	11	57	27	72
Raise	8	66	4	44	12	58
Wick / Soft Peeling	1	50	1	0	2	25
Freeze	0	-	0	-	0	-
Take-out	46	51	18	43	64	48
Hit and Roll	0	-	0	-	0	-
Clearing	6	46	5	80	11	61
Double Take-out	0	-	0	-	0	-
Promotion Take-out	0	-	0	-	0	-
not considered	0	-	0	-	0	-
All Draws	60	68	32	39	92	58
All Take-outs	52	50	23	51	75	50
Total	112	59	55	44	167	54

Type	Man		Third		Right	
	In-turn	%	Out-turn	%	Total	%
Draw	44	55	20	64	64	57
Front	0	-	0	-	0	-
Guard	10	65	7	68	17	66
Raise	11	36	4	50	15	40
Wick / Soft Peeling	0	-	0	-	0	-
Freeze	0	-	0	-	0	-
Take-out	46	52	17	51	63	52
Hit and Roll	0	-	0	-	0	-
Clearing	7	79	2	75	9	78
Double Take-out	0	-	0	-	0	-
Promotion Take-out	0	-	0	-	0	-
not considered	1	-	1	-	2	-
All Draws	65	53	31	63	96	56
All Take-outs	53	55	19	54	72	55
Total	118	54	50	60	168	56

Type	Man		Second		Right	
	In-turn	%	Out-turn	%	Total	%
Draw	27	51	16	39	43	47
Front	1	100	0	-	1	100
Guard	5	45	5	90	10	68
Raise	4	75	0	-	4	75
Wick / Soft Peeling	0	-	0	-	0	-
Freeze	0	-	0	-	0	-
Take-out	24	83	33	58	57	68
Hit and Roll	0	-	0	-	0	-
Clearing	3	83	4	38	7	57
Double Take-out	0	-	0	-	0	-
Promotion Take-out	0	-	0	-	0	-
not considered	0	-	0	-	0	-
All Draws	37	54	21	51	58	53
All Take-outs	27	83	37	55	64	67
Total	64	66	58	54	122	60

Type	Lead		Woman		Right	
	In-turn	%	Out-turn	%	Total	%
Draw	72	58	23	55	95	57
Front	35	84	9	86	44	84
Guard	4	81	1	0	5	65
Raise	1	100	1	0	2	50
Wick / Soft Peeling	0	-	0	-	0	-
Freeze	0	-	0	-	0	-
Take-out	18	53	6	58	24	54
Hit and Roll	0	-	0	-	0	-
Clearing	0	-	0	-	0	-
Double Take-out	0	-	0	-	0	-
Promotion Take-out	0	-	0	-	0	-
not considered	0	-	0	-	0	-
All Draws	112	67	34	60	146	65
All Take-outs	18	53	6	58	24	54
Total	130	65	40	60	170	64

Type	Man		Alternate		Right	
	In-turn	%	Out-turn	%	Total	%
Draw	7	64	7	43	14	54
Front	0	-	0	-	0	-
Guard	2	38	1	25	3	33
Raise	2	0	1	100	3	33
Wick / Soft Peeling	0	-	0	-	0	-
Freeze	0	-	0	-	0	-
Take-out	15	57	6	33	21	50
Hit and Roll	0	-	0	-	0	-
Clearing	4	50	3	33	7	43
Double Take-out	0	-	0	-	0	-
Promotion Take-out	0	-	0	-	0	-
not considered	0	-	0	-	0	-
All Draws	11	48	9	47	20	48
All Take-outs	19	55	9	33	28	48
Total	30	53	18	40	48	48

### Team: KOR - Korea

Type	In-turn	%	Out-turn	%	Total	%
Draw	185	57	82	48	267	54
Front	36	84	9	86	45	84
Guard	37	70	25	63	62	67
Raise	26	51	10	48	36	50
Wick / Soft Peeling	1	50	1	0	2	25
Freeze	0	-	0	-	0	-
Take-out	149	57	80	51	229	55
Hit and Roll	0	-	0	-	0	-
Clearing	20	64	14	57	34	61
Double Take-out	0	-	0	-	0	-
Promotion Take-out	0	-	0	-	0	-
not considered	1	-	1	-	2	-
All Draws	285	61	127	53	412	59
All Take-outs	169	58	94	52	263	56
Total	454	60	221	53	675	58

Types in gray are not applicable for Wheelchair Curling Statistics



## SCORING ANALYSIS / ANALYSE DES POINTS MARQUÉS

As of SAT 20 MAR 2010 / En date du SAM 20 MAR 2010

Team	Games		Stolen Ends	Points Scored						Total	Plus / Minus
				0	1	2	3	4	>4		
CAN - Canada	11	For	21	0	17	18	5	3	3	96	+43
		Against	12	0	22	9	3	1	0	53	
KOR - Korea	11	For	20	0	19	18	8	0	0	79	+21
		Against	11	0	24	9	4	1	0	58	
USA - United States of America	11	For	15	1	27	15	4	0	1	75	+12
		Against	11	1	19	8	8	1	0	63	
ITA - Italy	10	For	16	1	22	6	8	1	1	67	+6
		Against	10	0	19	12	3	1	1	61	
GBR - Great Britain	9	For	16	2	19	8	3	3	0	56	+4
		Against	14	0	17	10	5	0	0	52	
SWE - Sweden	12	For	16	1	23	13	5	1	1	73	0
		Against	15	1	29	11	6	1	0	73	
NOR - Norway	9	For	13	0	17	9	7	0	1	61	-3
		Against	12	1	16	10	6	1	1	64	
GER - Germany	9	For	8	0	18	4	6	0	1	50	-17
		Against	16	1	17	11	5	2	1	67	
SUI - Switzerland	9	For	8	0	17	5	4	1	0	43	-31
		Against	21	0	21	6	7	1	3	74	
JPN - Japan	9	For	8	0	18	5	4	1	0	44	-35
		Against	19	1	13	15	7	1	2	79	
Total	50		141	5	197	101	54	10	8	644	

### NOTES

Stolen ends are the ends won without the last stone advantage

### LEGEND

>4 More than four points scored



## SUMMARY OF BIG ENDS RÉSUMÉ DES MANCHES AVEC UN HAUT POINTAGE

As of SAT 20 MAR 2010 / En date du SAM 20 MAR 2010

Points Scored	By	Against	Session	End	Game Score
6	CAN - Canada	SUI - Switzerland	7	6	15 : 1
6	GER - Germany	NOR - Norway	1	7	10 : 6
6	USA - United States of America	JPN - Japan	10	2	8 : 3
5	CAN - Canada	JPN - Japan	5	7	13 : 2
5	CAN - Canada	SUI - Switzerland	7	4	15 : 1
5	ITA - Italy	SUI - Switzerland	3	2	13 : 4
5	NOR - Norway	ITA - Italy	10	7	7 : 9
5	SWE - Sweden	GER - Germany	12	6	10 : 3
4	CAN - Canada	USA - United States of America	2	2	10 : 5
4	CAN - Canada	GER - Germany	9	3	8 : 6
4	CAN - Canada	KOR - Korea	GM	4	8 : 7
4	GBR - Great Britain	SUI - Switzerland	4	5	10 : 2
4	GBR - Great Britain	GER - Germany	8	6	9 : 2
4	GBR - Great Britain	JPN - Japan	12	6	10 : 4
4	ITA - Italy	CAN - Canada	12	6	8 : 7
4	JPN - Japan	SWE - Sweden	11	5	8 : 7
4	SUI - Switzerland	ITA - Italy	3	5	4 : 13
4	SWE - Sweden	NOR - Norway	5	6	6 : 4

### NOTES

Big ends are defined as ends with a score of four or more points.

### LEGEND

GM Gold medal game





## TIME-OUT STATISTICS / STATISTIQUES DE TEMPS D'ARRÊT

As of SAT 20 MAR 2010 / En date du SAM 20 MAR 2010

Team	Games	Number of Time-outs	Average Percentage on Next Stone
USA - United States of America	11	7	66%
JPN - Japan	9	4	56%
KOR - Korea	11	8	50%
NOR - Norway	9	6	45%
SWE - Sweden	12	13	40%
GBR - Great Britain	9	8	28%
CAN - Canada	11	2	25%
ITA - Italy	10	7	25%
SUI - Switzerland	9	5	20%
GER - Germany	9	6	4%
Total	50	66	36%



## GAME RESULTS / RÉSULTATS DE LA PARTIE

SAT 20 MAR 2010 / SAM 20 MAR 2010 START TIME / DÉBUT 15:30

Sheet	Round	Team	LSFE	1	2	3	4	5	6	7	8	Extra Ends	Total
D	11	USA - United States of America	*	0	1	0	3	0	0	1	0		5
	12	SWE - Sweden		3	0	1	0	1	1	0	1		7

USA - United States of America	Game	All
4 S PEREZ Augusto	57 %	54 %
3 McDONALD Patrick	53 %	53 %
2 PIERCE Jim	42 %	58 %
1 KAPINOWSKI Jacqui	59 %	64 %
A JOSEPH Jimmy	- %	47 %
Team Total	53 %	57 %

SWE - Sweden	Game	All
4 S JUNGNELL Jalle	53 %	46 %
3 BURMAN Patrik	59 %	55 %
2 KALLIN Patrik	66 %	59 %
1 WILHELM Anette	66 %	69 %
DSQ IKONEN Glenn	- %	54 %
Team Total	61 %	56 %

Time remaining: 0 minutes 7 seconds

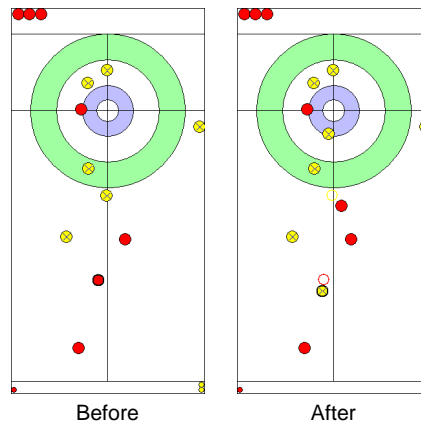
Time-out: end 8, USA-5

Time remaining: 7 minutes 8 seconds

Time-out: end 4, SWE-7

### Most Important Shot:

After being in trouble the whole end the Swedish Skip JUNGNELL J made a perfect Double Raise Tap-back through a tight port to the 4 foot behind cover to sit shot stone and win the game.



End: 8  
Team: SWE  
Player: JUNGNELL J  
Stone: Fourth, 1st stone  
Task: Raise  
Handle: Out-turn  
Points: 100%

● : USA  
● : SWE

### NOTES

Team position and functions are attached to each team member's name as follows:  
4 = Fourth, 3 = Third, 2 = Second, 1 = Lead, A = Alternate, S = Skip

### LEGEND

DSQ Disqualified from the competition

LSFE (\*) Last stone first end



## SESSION REVIEW / SYNTHÈSE DE LA SESSION

SAT 20 MAR 2010 / SAM 20 MAR 2010 START TIME / DÉBUT 15:30

### Bronze Medal Game: SWE 7-5 USA

VANCOUVER, March 20 - Sweden won its second consecutive Bronze medal in Paralympic Wheelchair Curling by beating the USA 7-5 at Vancouver Paralympic Centre on Saturday.

It was a complicated first end with rocks in play by both teams. USA skip Augusto PEREZ (USA) failed to make a difficult raise tap-back to score to give up a steal of three points to Sweden.

With Swedish rocks guarding the front of the four foot, PEREZ (USA) did not deliver his final stone to settle for a single point in the second end.

USA second Jim PIERCE (USA) was on target with a double takeout in the third end to clean up the house for his team. But a pair of great shots by Patrik BURMAN (SWE) put Sweden into a position to score. Sweden picked up a single to make the score 4-1.

The USA got on track in the fourth end with some good draws and a raise to the four foot by PEREZ (USA) with his final shot to score three points and even the game at 4-4.

In the fifth end, Sweden skip Jalle JUNGNELL (SWE) missed an open draw to settle for a single point to take a 5-4 lead.

There was more trouble for the USA in the sixth end as facing three Swedish counters, PEREZ (USA) drew to the back of the house to limit the damage to a steal of one point and a 6-4 lead for Sweden.

The USA settled for a single point to make the score 6-5 in the seventh end.

In the eighth end JUNGNELL (SWE) made a double raise to the four foot to count. The USA team spent nearly five minutes discussing PEREZ's (USA) last stone. With less than 30 seconds left on the USA time-clock, PEREZ (USA) attempted an unsuccessful raise on a USA stone. Sweden scored a single point and a 7-5 victory.

Sweden also beat the USA by a score of 6-4 in the Round Robin section.

Ten teams competed in the Vancouver 2010 Wheelchair Curling Tournament. That was an increase of two teams from the Torino 2006 Paralympic Winter Games.

The USA finished in fourth place.

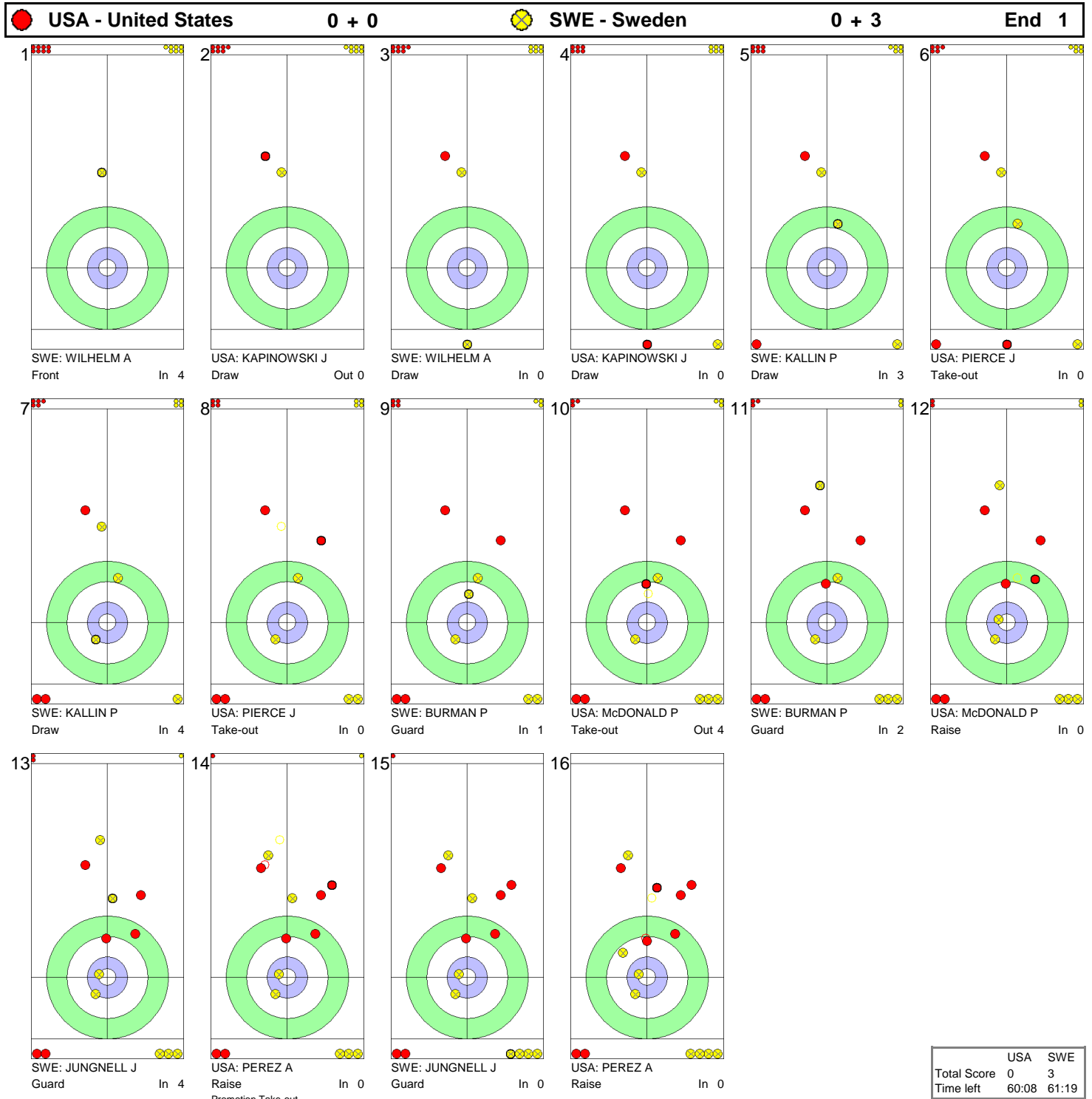
Italy finished in fifth place after losing the Tie-Breaker to Sweden.

Five teams - Great Britain, Switzerland, Germany, Norway and Japan - finished the tournament each with three wins and six losses.



## GAME - SHOT BY SHOT / DÉROULEMENT DE LA PARTIE

SAT 20 MAR 2010 / SAM 20 MAR 2010 START TIME / DÉBUT 15:30





## GAME - SHOT BY SHOT / DÉROULEMENT DE LA PARTIE

SAT 20 MAR 2010 / SAM 20 MAR 2010 START TIME / DÉBUT 15:30

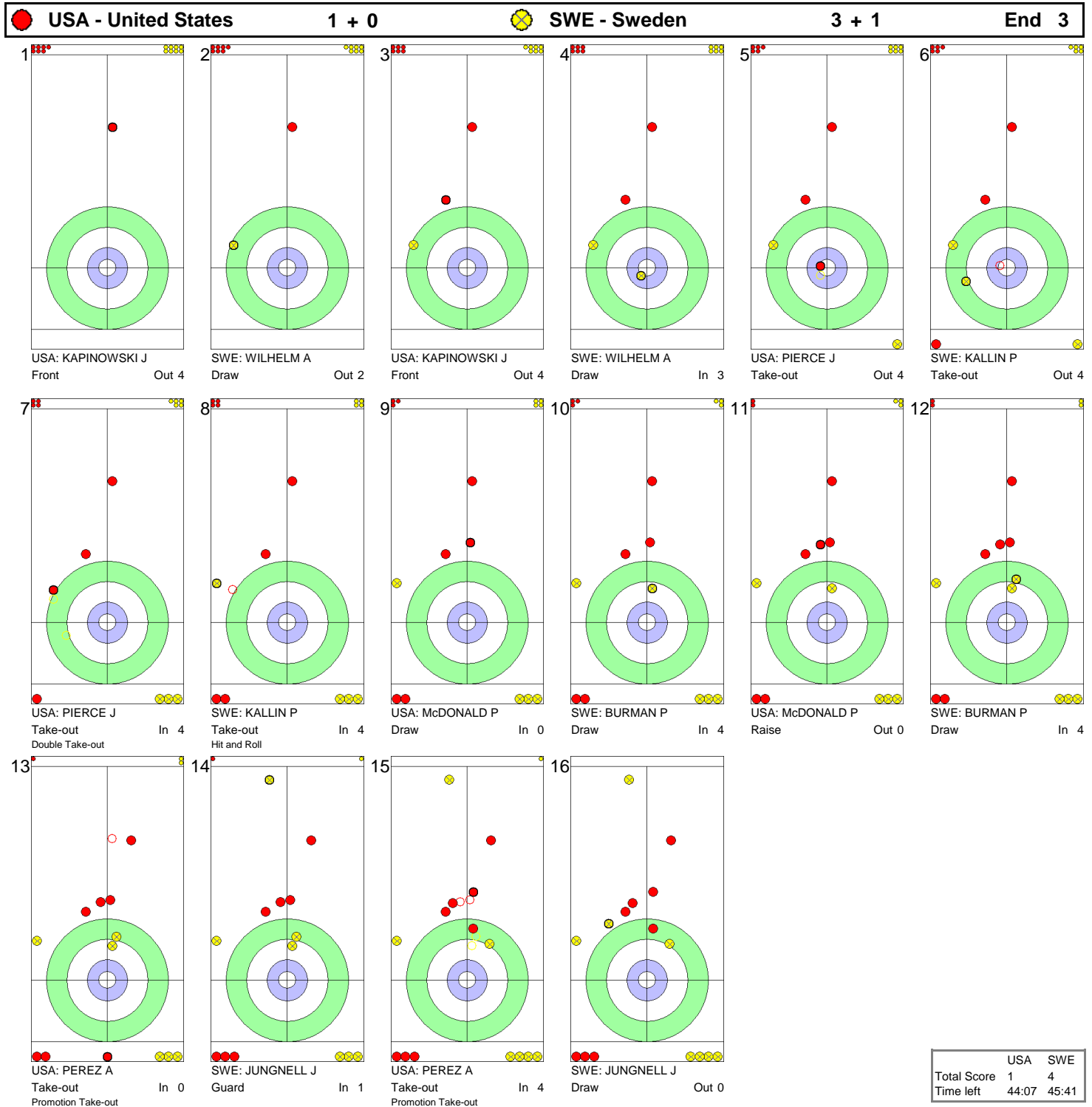


	USA	SWE
Total Score	1	3
Time left	51:17	53:57



GAME - SHOT BY SHOT / DÉROULEMENT DE LA PARTIE

SAT 20 MAR 2010 / SAM 20 MAR 2010 START TIME / DÉBUT 15:30





## GAME - SHOT BY SHOT / DÉROULEMENT DE LA PARTIE

SAT 20 MAR 2010 / SAM 20 MAR 2010 START TIME / DÉBUT 15:30

● **USA - United States**      **1 + 3**     
 ● **SWE - Sweden**      **4 + 0**     
 **End 4**



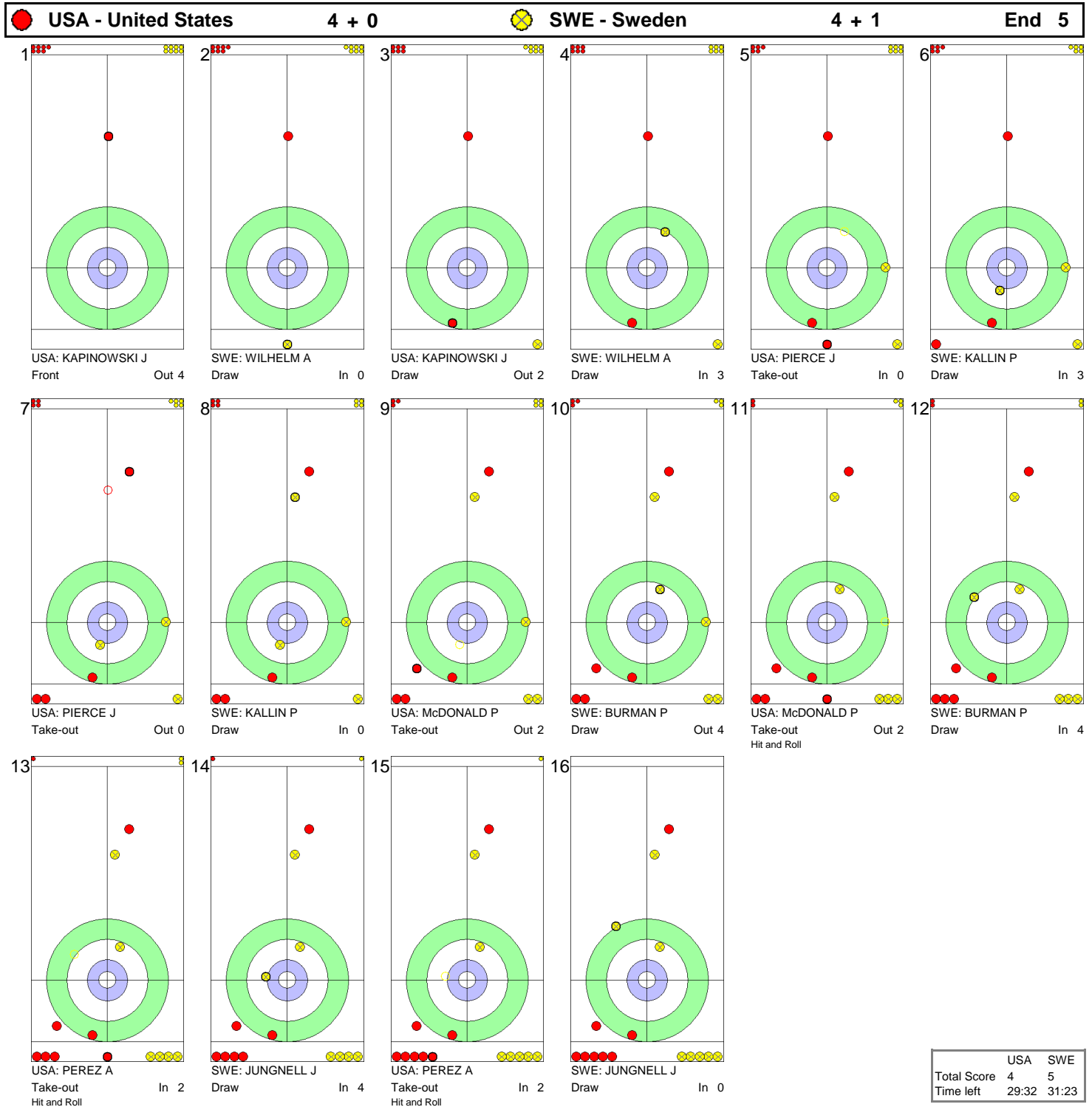
	USA	SWE
Total Score	4	4
Time left	35:28	38:21





## GAME - SHOT BY SHOT / DÉROULEMENT DE LA PARTIE

SAT 20 MAR 2010 / SAM 20 MAR 2010 START TIME / DÉBUT 15:30



	USA	SWE
Total Score	4	5
Time left	29:32	31:23



GAME - SHOT BY SHOT / DÉROULEMENT DE LA PARTIE

SAT 20 MAR 2010 / SAM 20 MAR 2010 START TIME / DÉBUT 15:30

● USA - United States **4 + 0**
● SWE - Sweden **5 + 1**
End 6



	USA	SWE
Total Score	4	6
Time left	22:43	24:31



**GAME - SHOT BY SHOT / DÉROULEMENT DE LA PARTIE**

SAT 20 MAR 2010 / SAM 20 MAR 2010 START TIME / DÉBUT 15:30

**USA - United States 4 + 1**      **SWE - Sweden 6 + 0**      **End 7**

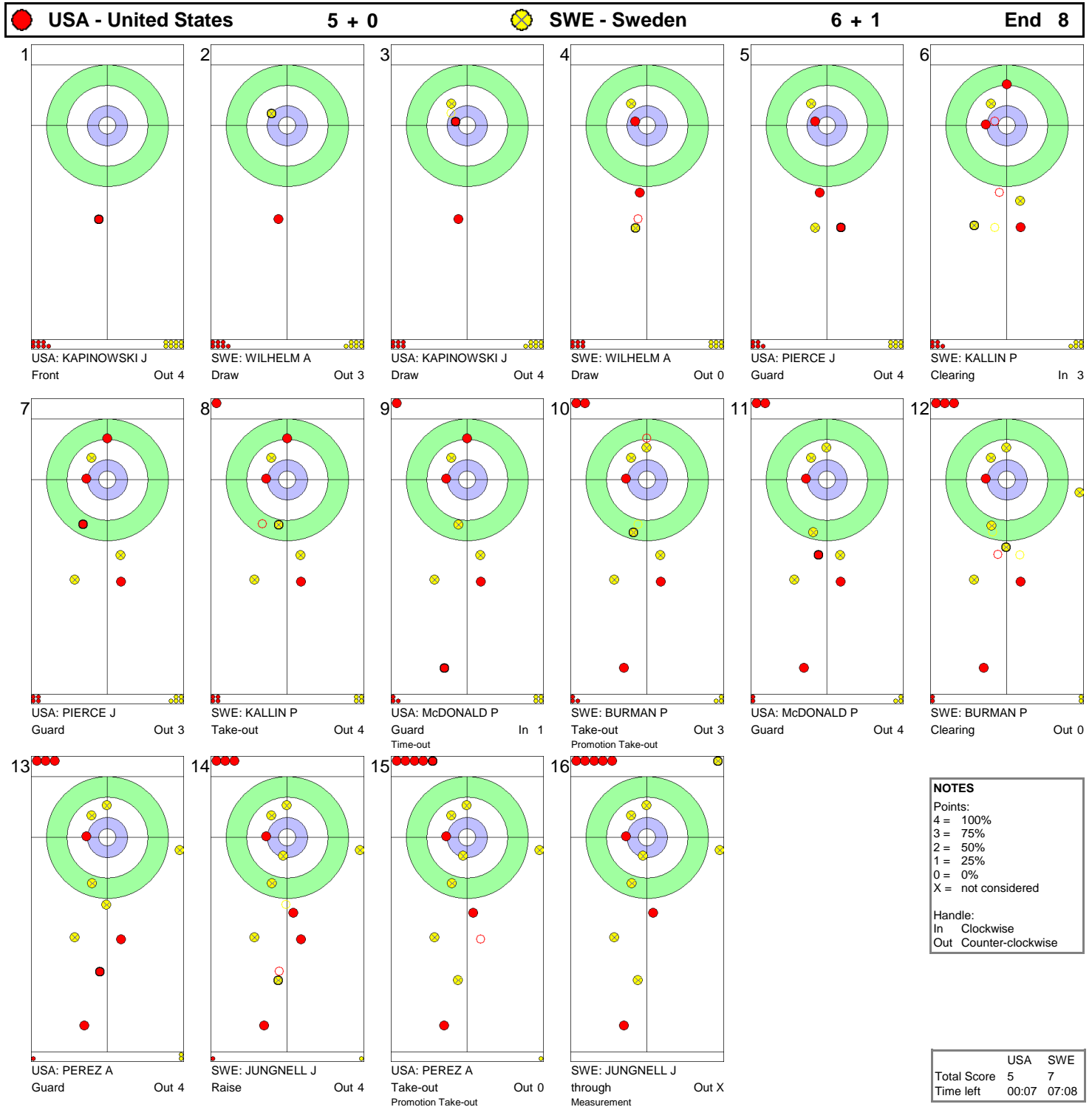


	USA	SWE
Total Score	5	6
Time left	15:48	16:54



**GAME - SHOT BY SHOT / DÉROULEMENT DE LA PARTIE**

SAT 20 MAR 2010 / SAM 20 MAR 2010 START TIME / DÉBUT 15:30





## CUMULATIVE PLAYER STATISTICS BY TEAM STATISTIQUES CUMULÉES DES JOUEURS PAR ÉQUIPE

As of SAT 20 MAR 2010 / En date du SAM 20 MAR 2010

### SWE - Sweden

#### JUNGNELL Jalle

Type	In-turn		Skip		Man Right	
	In-turn	%	Out-turn	%	Total	%
Draw	28	41	39	29	67	34
Front	1	0	0	-	1	0
Guard	21	69	14	55	35	64
Raise	6	50	14	46	20	48
Wick / Soft Peeling	0	-	0	-	0	-
Freeze	0	-	0	-	0	-
Take-out	37	55	19	39	56	50
Hit and Roll	0	-	0	-	0	-
Clearing	5	50	2	25	7	43
Double Take-out	0	-	0	-	0	-
Promotion Take-out	0	-	0	-	0	-
not considered	1	-	1	-	2	-
All Draws	56	52	67	38	123	44
All Take-outs	42	55	21	38	63	49
Total	98	53	88	38	186	46

#### IKONEN Glenn

Type	In-turn		DSQ		Man Right	
	In-turn	%	Out-turn	%	Total	%
Draw	35	47	19	38	54	44
Front	0	-	0	-	0	-
Guard	19	74	6	71	25	73
Raise	6	33	5	55	11	43
Wick / Soft Peeling	2	100	0	-	2	100
Freeze	0	-	0	-	0	-
Take-out	24	51	14	39	38	47
Hit and Roll	0	-	0	-	0	-
Clearing	5	80	4	100	9	89
Double Take-out	0	-	0	-	0	-
Promotion Take-out	0	-	0	-	0	-
not considered	0	-	1	-	1	-
All Draws	62	56	30	48	92	53
All Take-outs	29	56	18	53	47	55
Total	91	56	48	49	139	54

#### BURMAN Patrik

Type	In-turn		Second		Man Right	
	In-turn	%	Out-turn	%	Total	%
Draw	39	49	37	31	76	40
Front	4	88	3	83	7	86
Guard	6	58	9	92	15	78
Raise	8	59	2	0	10	48
Wick / Soft Peeling	0	-	0	-	0	-
Freeze	0	-	0	-	0	-
Take-out	36	60	26	64	62	62
Hit and Roll	0	-	0	-	0	-
Clearing	12	71	4	63	16	69
Double Take-out	0	-	0	-	0	-
Promotion Take-out	0	-	0	-	0	-
not considered	0	-	2	-	2	-
All Draws	57	54	51	44	108	49
All Take-outs	48	63	30	64	78	63
Total	105	58	81	51	186	55

#### WILHELM Anette

Type	In-turn		Lead		Woman Right	
	In-turn	%	Out-turn	%	Total	%
Draw	75	65	26	55	101	62
Front	43	92	12	85	55	90
Guard	1	25	3	75	4	63
Raise	2	50	1	50	3	50
Wick / Soft Peeling	1	0	0	-	1	0
Freeze	0	-	0	-	0	-
Take-out	18	67	4	25	22	59
Hit and Roll	0	-	0	-	0	-
Clearing	1	0	0	-	1	0
Double Take-out	0	-	0	-	0	-
Promotion Take-out	0	-	0	-	0	-
not considered	0	-	2	-	2	-
All Draws	122	73	42	65	164	71
All Take-outs	19	63	4	25	23	57
Total	141	72	46	61	187	69

#### KALLIN Patrik

Type	In-turn		Alternate		Man Right	
	In-turn	%	Out-turn	%	Total	%
Draw	16	59	7	46	23	55
Front	1	75	0	-	1	75
Guard	3	50	3	100	6	75
Raise	1	0	0	-	1	0
Wick / Soft Peeling	0	-	0	-	0	-
Freeze	0	-	0	-	0	-
Take-out	10	70	5	45	15	62
Hit and Roll	0	-	0	-	0	-
Clearing	2	50	0	-	2	50
Double Take-out	0	-	0	-	0	-
Promotion Take-out	0	-	0	-	0	-
not considered	0	-	0	-	0	-
All Draws	21	56	10	63	31	58
All Take-outs	12	67	5	45	17	60
Total	33	60	15	57	48	59

#### Team: SWE - Sweden

Type	In-turn	%	Out-turn	%	Total	%
Draw	193	55	128	37	321	48
Front	49	89	15	85	64	88
Guard	50	68	35	73	85	70
Raise	23	47	22	44	45	46
Wick / Soft Peeling	3	67	0	-	3	67
Freeze	0	-	0	-	0	-
Take-out	125	59	68	49	193	55
Hit and Roll	0	-	0	-	0	-
Clearing	25	64	10	70	35	66
Double Take-out	0	-	0	-	0	-
Promotion Take-out	0	-	0	-	0	-
not considered	1	-	6	-	7	-
All Draws	318	62	200	48	518	56
All Take-outs	150	60	78	51	228	57
Total	468	61	278	49	746	56

Types in gray are not applicable for Wheelchair Curling Statistics

#### LEGEND

DSQ Disqualified from the competition



## CUMULATIVE PLAYER STATISTICS BY TEAM STATISTIQUES CUMULÉES DES JOUEURS PAR ÉQUIPE

As of SAT 20 MAR 2010 / En date du SAM 20 MAR 2010

### USA - United States of America

#### PEREZ Augusto

Type	In-turn		Skip		Man Right	
	In-turn	%	Out-turn	%	Total	%
Draw	34	49	26	38	60	44
Front	0	-	0	-	0	-
Guard	14	70	10	73	24	71
Raise	17	53	6	42	23	50
Wick / Soft Peeling	1	100	1	0	2	50
Freeze	0	-	0	-	0	-
Take-out	36	62	17	41	53	55
Hit and Roll	0	-	0	-	0	-
Clearing	7	89	0	-	7	89
Double Take-out	0	-	0	-	0	-
Promotion Take-out	0	-	0	-	0	-
not considered	0	-	5	-	5	-
All Draws	66	55	43	45	109	51
All Take-outs	43	66	17	41	60	59
Total	109	60	60	44	169	54

#### McDONALD Patrick

Type	In-turn		Third		Man Right	
	In-turn	%	Out-turn	%	Total	%
Draw	31	45	13	58	44	49
Front	2	100	0	-	2	100
Guard	13	75	9	72	22	74
Raise	9	25	3	33	12	27
Wick / Soft Peeling	0	-	0	-	0	-
Freeze	0	-	0	-	0	-
Take-out	26	41	41	57	67	51
Hit and Roll	0	-	0	-	0	-
Clearing	5	50	8	59	13	56
Double Take-out	0	-	0	-	0	-
Promotion Take-out	0	-	0	-	0	-
not considered	0	-	0	-	0	-
All Draws	55	51	25	60	80	54
All Take-outs	31	43	49	57	80	52
Total	86	48	74	58	160	53

#### PIERCE Jim

Type	In-turn		Second		Man Centre	
	In-turn	%	Out-turn	%	Total	%
Draw	26	55	18	44	44	51
Front	3	92	4	100	7	96
Guard	8	56	8	66	16	61
Raise	2	50	6	67	8	63
Wick / Soft Peeling	0	-	0	-	0	-
Freeze	0	-	0	-	0	-
Take-out	32	58	36	51	68	54
Hit and Roll	0	-	0	-	0	-
Clearing	10	65	10	75	20	70
Double Take-out	0	-	0	-	0	-
Promotion Take-out	0	-	0	-	0	-
not considered	0	-	1	-	1	-
All Draws	39	58	36	59	75	58
All Take-outs	42	60	46	57	88	58
Total	81	59	82	58	163	58

#### KAPINOWSKI Jacqui

Type	In-turn		Lead		Woman Left	
	In-turn	%	Out-turn	%	Total	%
Draw	31	46	55	65	86	58
Front	10	95	28	88	38	90
Guard	3	33	3	75	6	54
Raise	6	50	0	-	6	50
Wick / Soft Peeling	1	50	0	-	1	50
Freeze	0	-	0	-	0	-
Take-out	23	57	7	61	30	58
Hit and Roll	0	-	0	-	0	-
Clearing	3	33	0	-	3	33
Double Take-out	0	-	0	-	0	-
Promotion Take-out	0	-	0	-	0	-
not considered	0	-	6	-	6	-
All Draws	51	55	86	73	137	67
All Take-outs	26	54	7	61	33	55
Total	77	55	93	72	170	64

#### JOSEPH Jimmy

Type	In-turn		Alternate		Man Right	
	In-turn	%	Out-turn	%	Total	%
Draw	6	46	3	58	9	50
Front	0	-	1	100	1	100
Guard	4	81	0	-	4	81
Raise	2	0	2	50	4	25
Wick / Soft Peeling	0	-	0	-	0	-
Freeze	0	-	0	-	0	-
Take-out	4	50	2	50	6	50
Hit and Roll	0	-	0	-	0	-
Clearing	2	0	1	0	3	0
Double Take-out	0	-	0	-	0	-
Promotion Take-out	0	-	0	-	0	-
not considered	0	-	1	-	1	-
All Draws	12	50	6	63	18	54
All Take-outs	6	33	3	33	9	33
Total	18	44	9	53	27	47

#### Team: USA - United States of America

Type	In-turn	%	Out-turn	%	Total	%
Draw	128	48	115	55	243	51
Front	15	95	33	90	48	92
Guard	42	67	30	71	72	69
Raise	36	42	17	50	53	45
Wick / Soft Peeling	2	75	1	0	3	50
Freeze	0	-	0	-	0	-
Take-out	121	55	103	52	224	54
Hit and Roll	0	-	0	-	0	-
Clearing	27	60	19	64	46	62
Double Take-out	0	-	0	-	0	-
Promotion Take-out	0	-	0	-	0	-
not considered	0	-	13	-	13	-
All Draws	223	54	196	63	419	58
All Take-outs	148	56	122	54	270	55
Total	371	55	318	59	689	57

Types in gray are not applicable for Wheelchair Curling Statistics

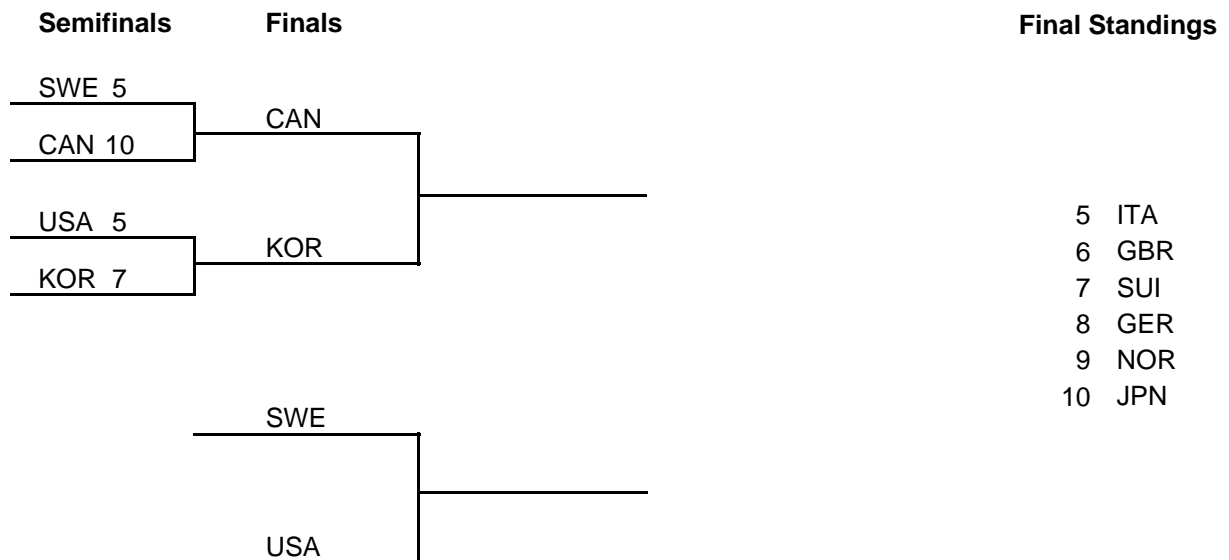


**SESSION RESULTS AND STANDINGS**  
**RÉSULTATS DE LA SESSION ET CLASSEMENT**

SAT 20 MAR 2010 / SAM 20 MAR 2010 START TIME / DÉBUT 10:00

Sheet	Round	Team	LSFE	1	2	3	4	5	6	7	8	Extra Ends	Total
A	11	SWE - Sweden		0	1	0	0	3	1	0	X		5
	10	CAN - Canada	*	3	0	2	3	0	0	2	X		10
C	10	USA - United States of America	*	2	0	2	0	0	0	1	0		5
	10	KOR - Korea		0	1	0	3	1	1	0	1		7

**Championship Bracket**



**LEGEND**

LSFE (\*) Last stone first end



## SESSION REVIEW / SYNTHÈSE DE LA SESSION

SAT 20 MAR 2010 / SAM 20 MAR 2010 START TIME / DÉBUT 10:00

### Semifinals: CAN 10-5 SWE, KOR 7-5 USA

VANCOUVER, March 20 - It is Canada vs Korea for the Gold medal while Sweden and the USA will battle for Bronze following the Semifinals of the Vancouver 2010 Wheelchair Curling tournament at Vancouver Paralympic Centre on Saturday.

#### **CAN 10-5 SWE (Sheet A, first place vs fourth place in Round Robin)**

Most of the Sweden stones ended up in front of the house early in the first end, forcing Canada skip Jim ARMSTRONG (CAN) to hit and roll into the house with his last stone. Thanks to three biters around the edge of the 12 foot, Canada scored three points.

In the second end, Sweden skip Jalle JUNGNELL (SWE) made a nice hit and roll with his first shot. ARMSTRONG (CAN) tried to remove the Swedish counter, but wrecked on a guard. JUNGNELL (SWE) then missed his hit attempt with his final stone to settle for a single.

It was a complicated third end with many rocks in play. JUNGNELL (SWE) came up a bit short with his last stone, allowing Canada to pick up a deuce and take a 5-1 lead.

Facing two Canadian counters with his last shot, JUNGNELL (SWE) missed the line on his takeout attempt and wound up promoting another Canadian stone into the rings resulting in a steal of three points for Canada and an 8-1 lead.

In the fifth end, second Patrik KALLIN (SWE) came up with a good draw to the button and third Patrik BURMAN (SWE) made a great double takeout. JUNGNELL (SWE) followed up with two great in-off shots with the Swedish stones rolling to the four foot to rack up three points and make the score 8-4.

Sweden kept the momentum going in the sixth end by stealing a single point to reduce the gap to 8-5.

The 3,937-strong crowd erupted into cheers when ARMSTRONG (CAN) drew for a deuce in the seventh end to widen the lead to 10-5.

In the eighth end, Canada ran Sweden out of rocks for the victory. Following the game, ARMSTRONG (CAN) went to shake hands with Sweden third Glenn IKONEN (SWE), who watched the game from the sidelines after he was suspended on Friday, March 19, after testing positive for a banned substance.

This game was a re-match of the Gold medal game at the 2009 World Wheelchair Curling Championship, held at Vancouver Paralympic Centre. Last year, Canada trounced Sweden 9-2 to win the Gold medal. Sweden took the Silver.

Canada qualified for the Semifinal, placing first in the Round Robin with a 7-2 record.

Sweden qualified for the Semifinal by placing fourth in the Round Robin, with a 6-4 record, and beating Italy 6-5 in a Tie-breaker on Friday, March 19.





### KOR 7-5 USA (Sheet C, second place vs third place)

Two good draws to the four foot by USA third Patrick McDONALD (USA) set up the first end as USA scored two points.

Korea drew for a single in the second end.

Korea missed a number of attempts to remove a USA stone next to the four foot in the third end, allowing USA skip Augusto PEREZ (USA) to draw for a deuce and take a 4-1 lead.

Korea got on track in the fourth end with some aggressive play, allowing skip Haksung KIM (KOR) to draw for three points and even the score at 4-4.

In the fifth end, McDONALD (USA) came up with a pair of successful takeouts. KIM (KOR) replied with a good hit and roll to get a Korean stone behind cover, which PEREZ (USA) could not remove, resulting in a steal of one point and a 5-4 lead for Korea.

PEREZ's (USA) last stone of the sixth end over-curlled, resulting in a steal of a one point and a 6-4 lead for Korea.

The USA was only able to score a single in the seventh end to narrow the gap to 6-5.

PEREZ (USA) was heavy with his raise attempt on his last rock. Korea scored a point for the 7-5 victory.

Korean fans were out in full force with coordinated chants, songs and cheers and lots of flag-waving and drum-beating for every shot throughout the match.

The USA qualified for the Semifinal by placing second in the Round Robin with a 7-2 record, finishing behind Canada because the USA lost in head-to-head matches between the teams.

Korea placed third in the Round Robin with a 6-3 record.

The Gold and Bronze medal games will be played at 15:30 on Saturday.



## GAME RESULTS / RÉSULTATS DE LA PARTIE

SAT 20 MAR 2010 / SAM 20 MAR 2010 START TIME / DÉBUT 10:00

Sheet	Round	Team	LSFE	1	2	3	4	5	6	7	8	Extra Ends	Total
A	11	SWE - Sweden		0	1	0	0	3	1	0	X		5
	10	CAN - Canada	*	3	0	2	3	0	0	2	X		10

SWE - Sweden		Game	All
4 S	JUNGNELL Jalle	45 %	45 %
3	BURMAN Patrik	46 %	55 %
2	KALLIN Patrik	36 %	55 %
1	WILHELM Anette	81 %	70 %
SUS	IKONEN Glenn	- %	54 %
Team Total		53 %	56 %

CAN - Canada		Game	All
4 S	ARMSTRONG Jim	46 %	53 %
3	NEIGHBOUR Darryl	55 %	58 %
2	FORREST Ina	58 %	62 %
1	GAUDET Sonja	80 %	63 %
A	YIZEK Bruno	- %	56 %
Team Total		60 %	59 %

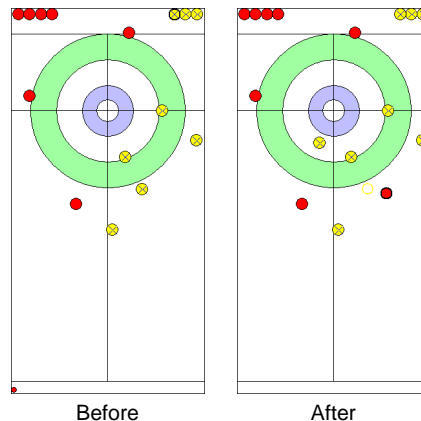
Time remaining: 6 minutes 58 seconds

Time remaining: 7 minutes 0 seconds

Time-out: end 3, SWE-8

### Most Important Shot:

Team Canada was sitting two with one of their stones open. The Swedish Skip JUNGNELL J attempted a Take-out and Hit and Roll off this stone to score one. He threw too light and ended up raising another Canadian stone into the house giving Canada a steal of three and a huge lead in the game.



End: 4  
Team: SWE  
Player: JUNGNELL J  
Stone: Fourth, 2nd stone  
Task: Take-out  
Handle: Out-turn  
Points: 0%

● : SWE  
● : CAN

### NOTES

Team position and functions are attached to each team member's name as follows:  
4 = Fourth, 3 = Third, 2 = Second, 1 = Lead, A = Alternate, S = Skip

### LEGEND

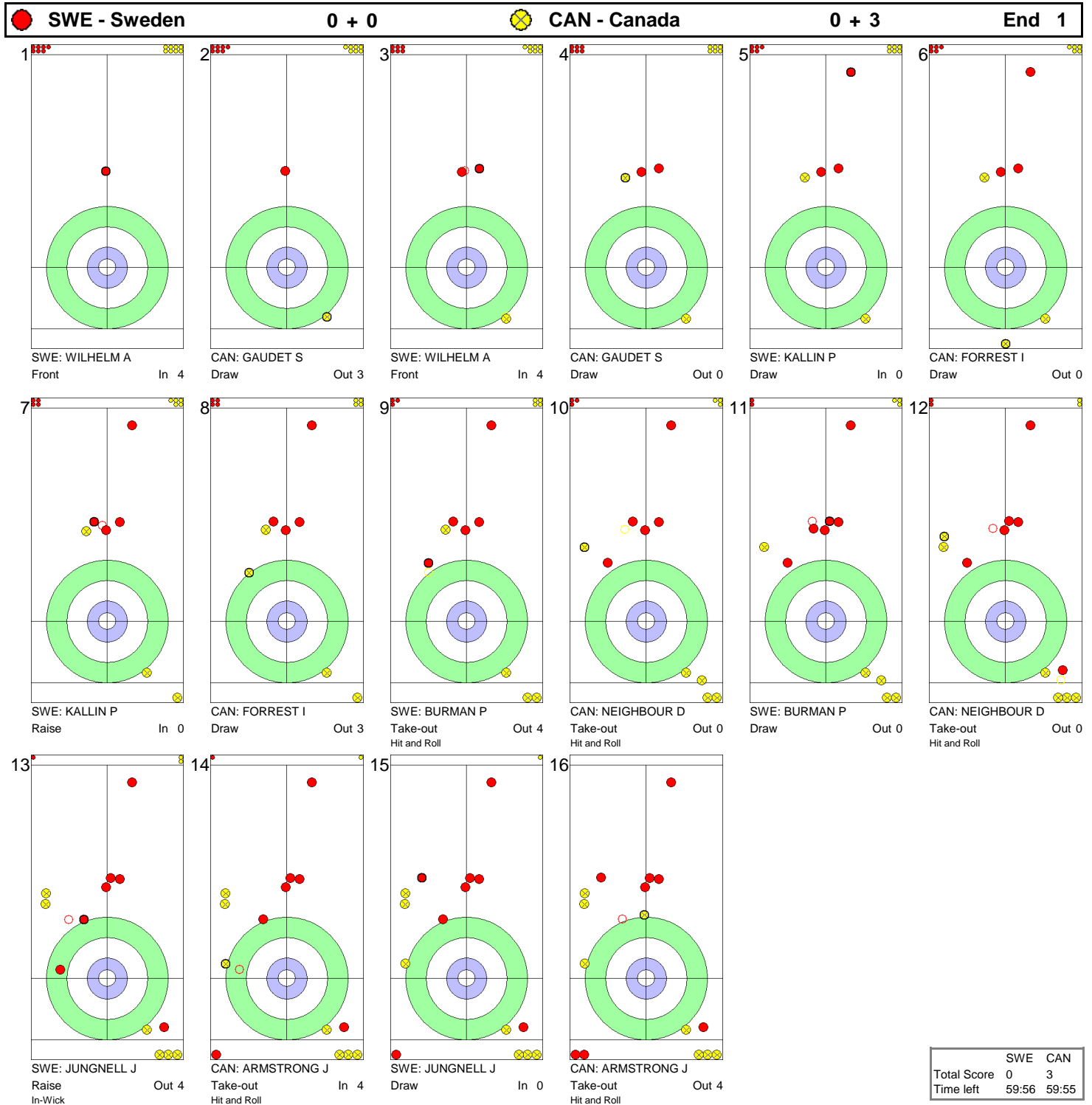
LSFE (\*) Last stone first end

SUS Suspended



## GAME - SHOT BY SHOT / DÉROULEMENT DE LA PARTIE

SAT 20 MAR 2010 / SAM 20 MAR 2010 START TIME / DÉBUT 10:00



	SWE	CAN
Total Score	0	3
Time left	59:56	59:55



**GAME - SHOT BY SHOT / DÉROULEMENT DE LA PARTIE**

SAT 20 MAR 2010 / SAM 20 MAR 2010 START TIME / DÉBUT 10:00

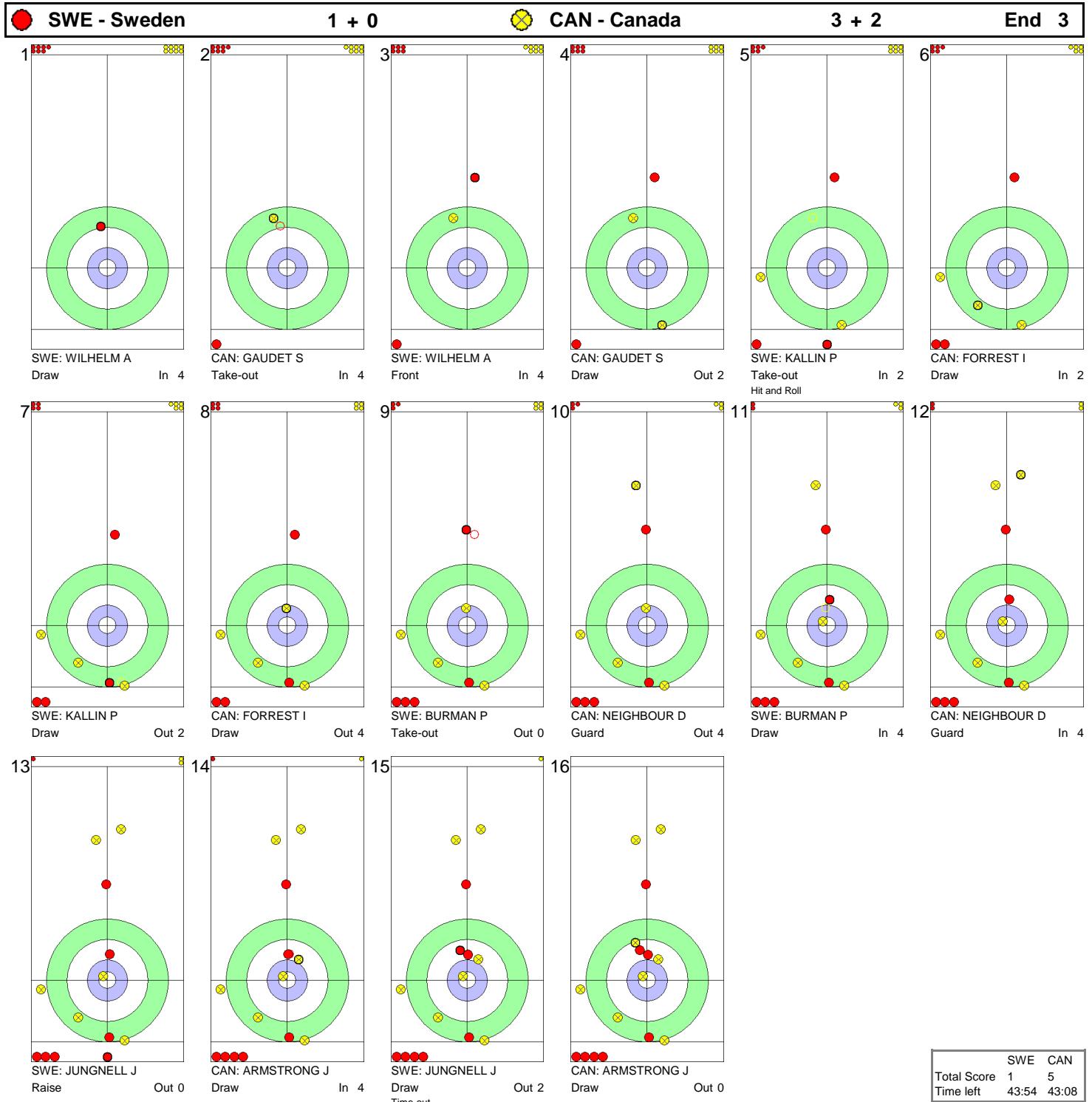
● SWE - Sweden		0 + 1	● CAN - Canada	3 + 0	End 2
1					
CAN: GAUDET S	Draw	In 3			
2					
SWE: WILHELM A	Take-out	In 2			
3					
CAN: GAUDET S	Draw	In 4			
4					
SWE: WILHELM A	Take-out	In 4			
5					
CAN: FORREST I	Take-out	In 4			
6					
SWE: KALLIN P	Draw	Out 4			
7					
CAN: FORREST I	Take-out	Out 4			
8					
SWE: KALLIN P	Take-out Hit and Roll	Out 0			
9					
CAN: NEIGHBOUR D	Draw	In 0			
10					
SWE: BURMAN P	Take-out Hit and Roll	Out 2			
11					
CAN: NEIGHBOUR D	Draw	In 3			
12					
SWE: BURMAN P	Take-out Hit and Roll	In 2			
13					
CAN: ARMSTRONG J	Draw	In 3			
14					
SWE: JUNGNELL J	Take-out Hit and Roll	In 4			
15					
CAN: ARMSTRONG J	Clearing	In 0			
16					
SWE: JUNGNELL J	Take-out	In 0			

	SWE	CAN
Total Score	1	3
Time left	52:39	52:27



## GAME - SHOT BY SHOT / DÉROULEMENT DE LA PARTIE

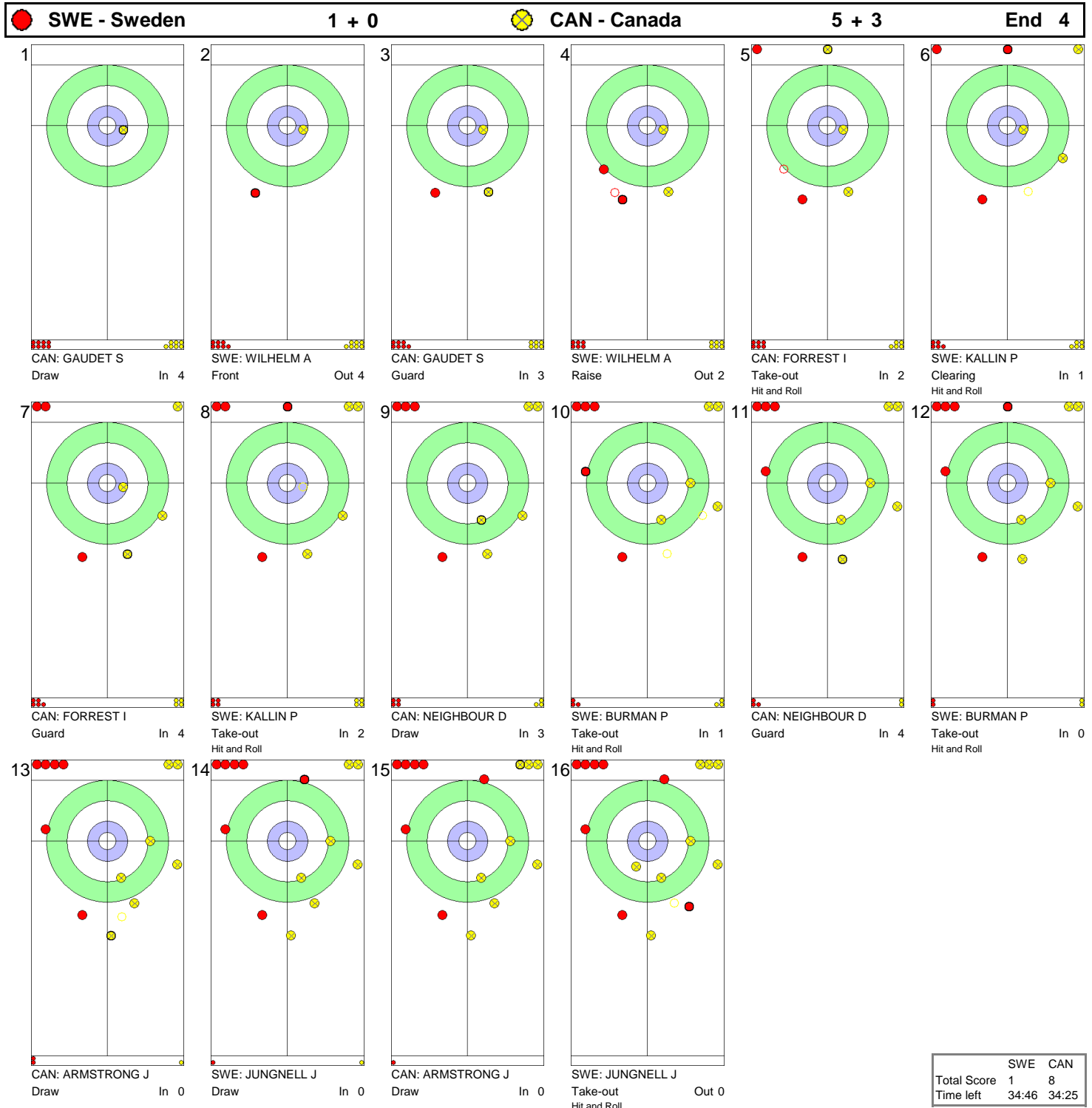
SAT 20 MAR 2010 / SAM 20 MAR 2010 START TIME / DÉBUT 10:00





**GAME - SHOT BY SHOT / DÉROULEMENT DE LA PARTIE**

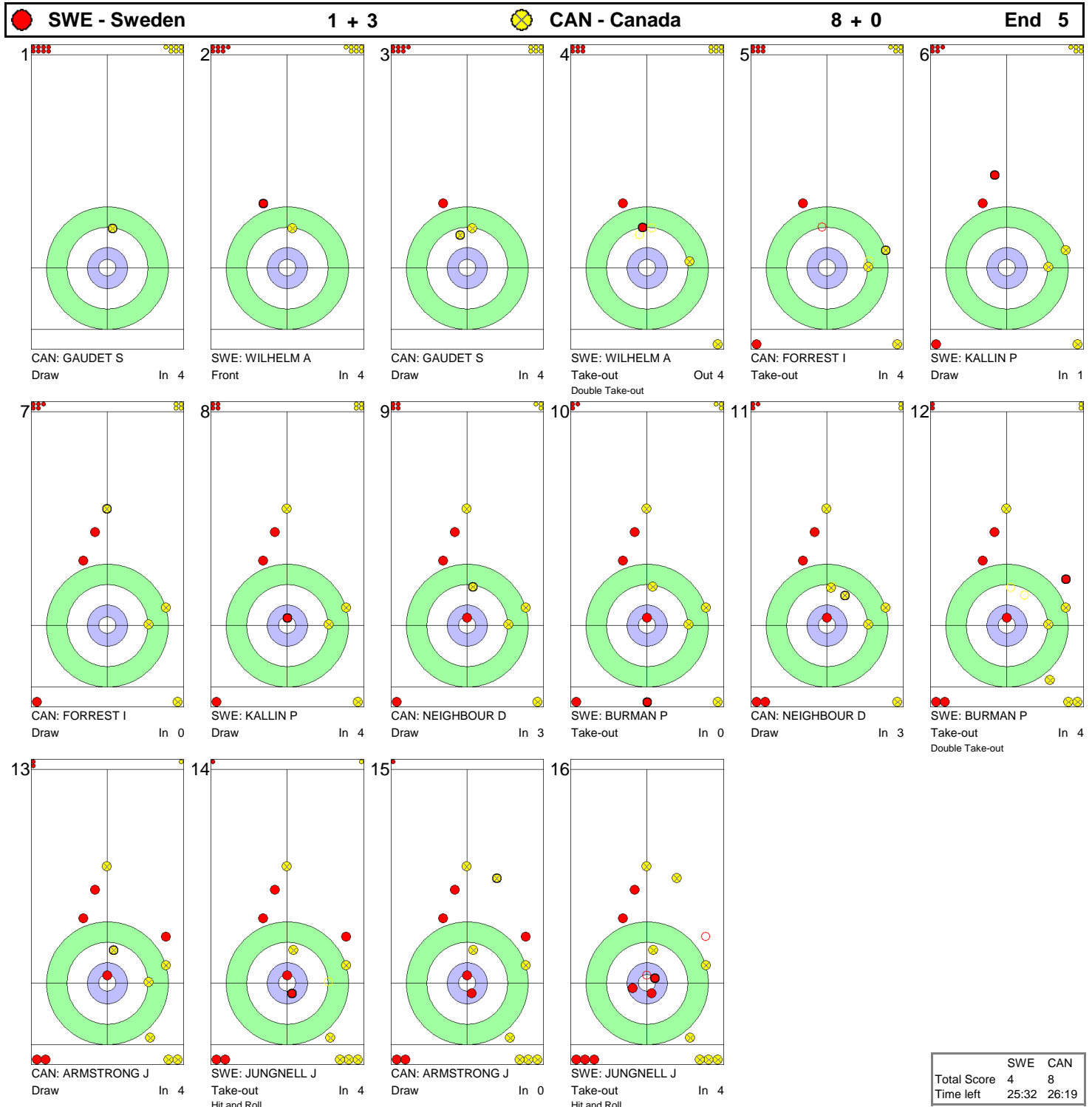
SAT 20 MAR 2010 / SAM 20 MAR 2010 START TIME / DÉBUT 10:00





## GAME - SHOT BY SHOT / DÉROULEMENT DE LA PARTIE

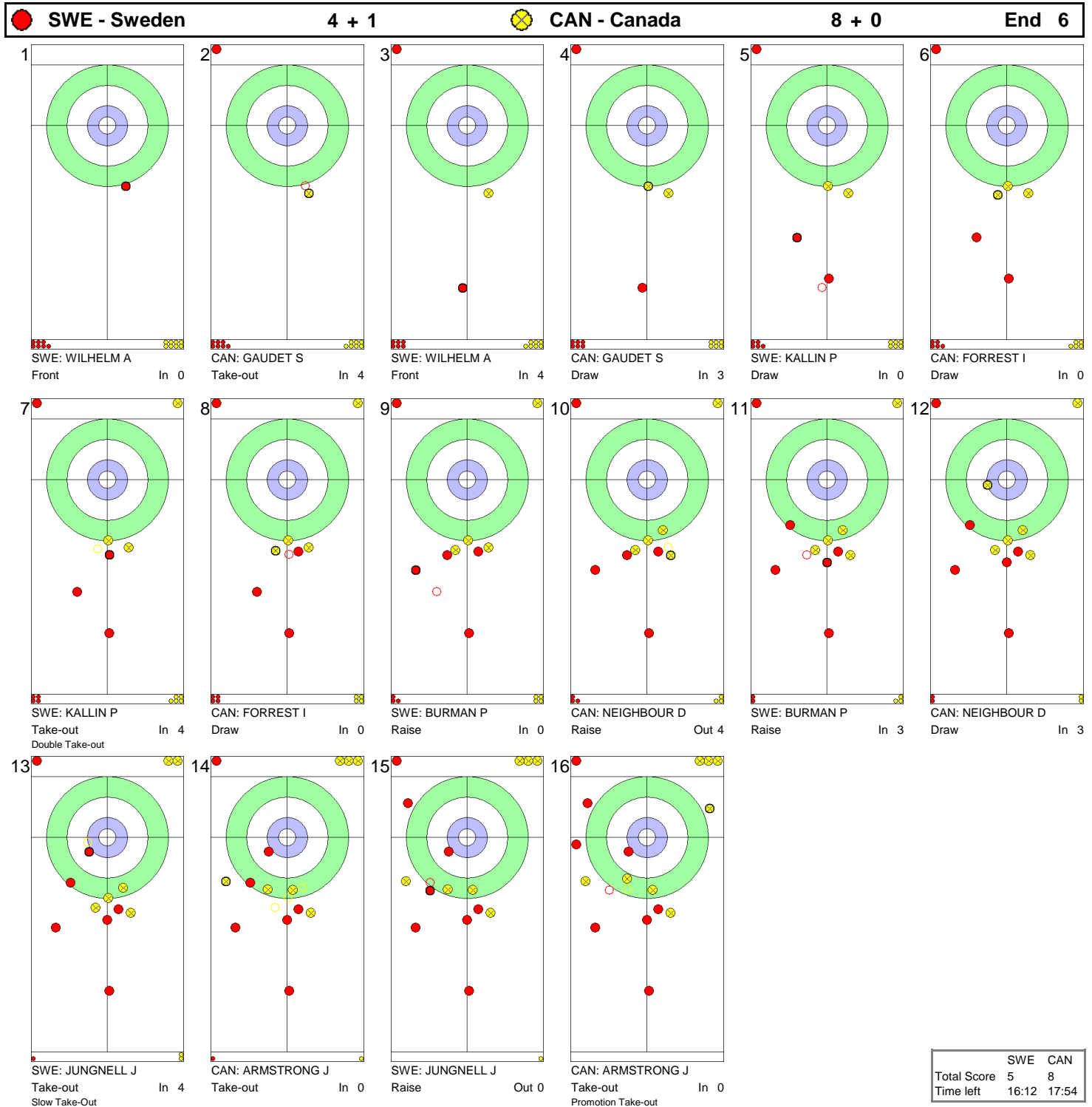
SAT 20 MAR 2010 / SAM 20 MAR 2010 START TIME / DÉBUT 10:00





**GAME - SHOT BY SHOT / DÉROULEMENT DE LA PARTIE**

SAT 20 MAR 2010 / SAM 20 MAR 2010 START TIME / DÉBUT 10:00



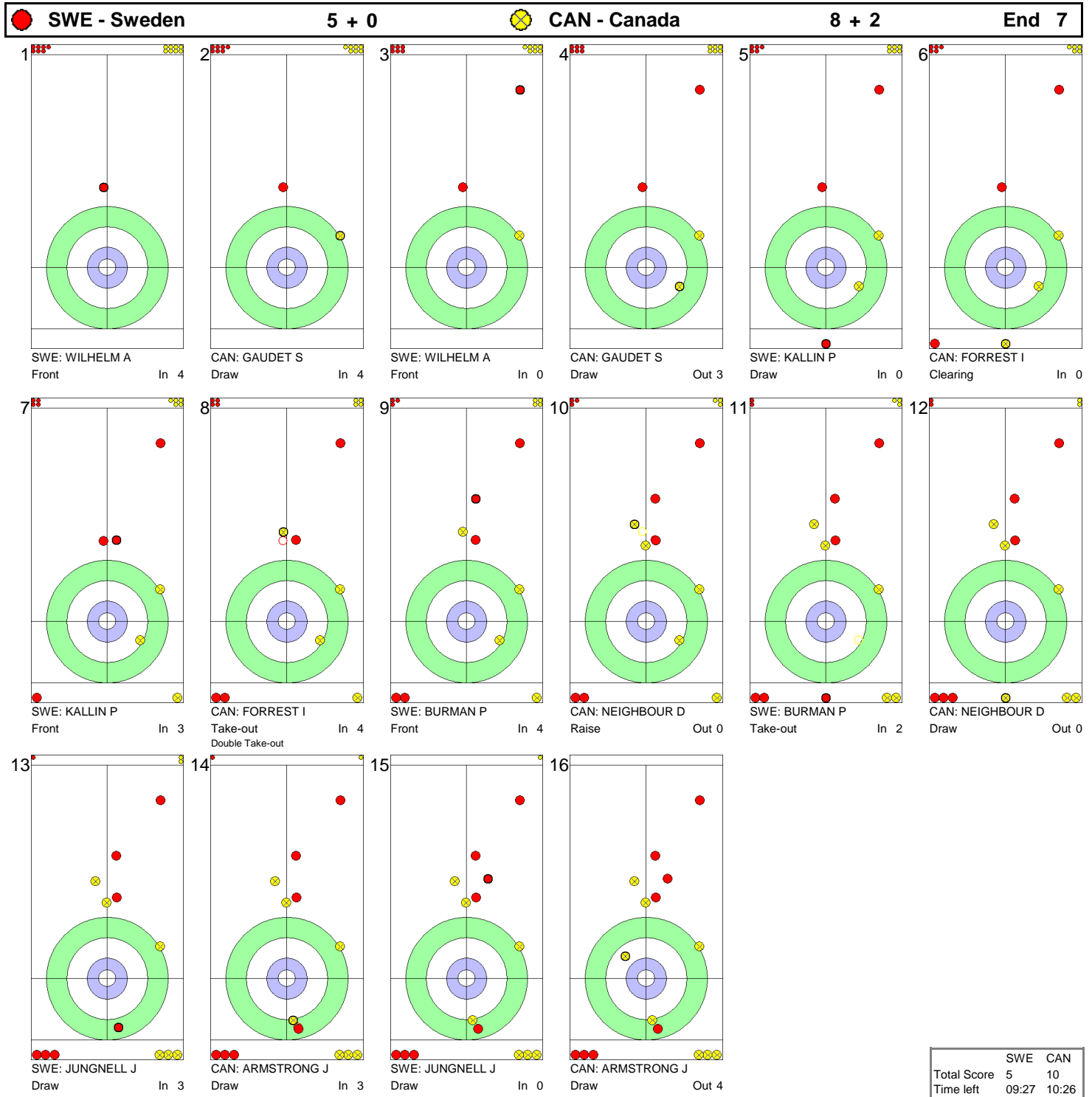
	SWE	CAN
Total Score	5	8
Time left	16:12	17:54





## GAME - SHOT BY SHOT / DÉROULEMENT DE LA PARTIE

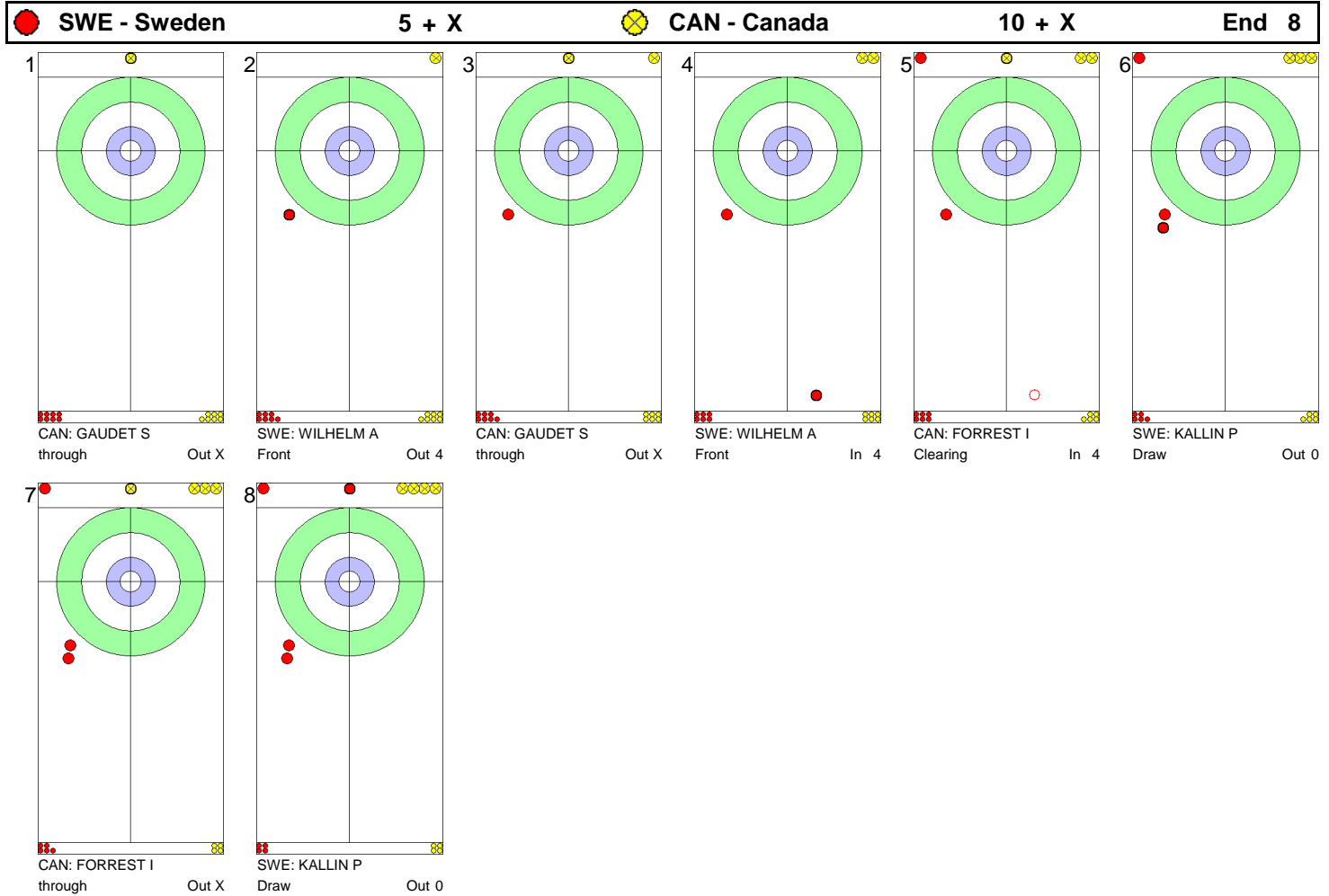
SAT 20 MAR 2010 / SAM 20 MAR 2010 START TIME / DÉBUT 10:00





**GAME - SHOT BY SHOT / DÉROULEMENT DE LA PARTIE**

SAT 20 MAR 2010 / SAM 20 MAR 2010 START TIME / DÉBUT 10:00



**NOTES**

Points:

- 4 = 100%
- 3 = 75%
- 2 = 50%
- 1 = 25%
- 0 = 0%
- X = not considered

Handle:

- In Clockwise
- Out Counter-clockwise

	SWE	CAN
Total Score	5	10
Time left	06:58	07:00



## GAME RESULTS / RÉSULTATS DE LA PARTIE

SAT 20 MAR 2010 / SAM 20 MAR 2010 START TIME / DÉBUT 10:00

Sheet	Round	Team	LSFE	1	2	3	4	5	6	7	8	Extra Ends	Total
C	10	USA - United States of America	*	2	0	2	0	0	0	1	0		5
	10	KOR - Korea		0	1	0	3	1	1	0	1		7

USA - United States of America		Game	All
4 S	PEREZ Augusto	45 %	54 %
3	McDONALD Patrick	55 %	53 %
2	PIERCE Jim	48 %	60 %
1	KAPINOWSKI Jacqui	53 %	65 %
A	JOSEPH Jimmy	- %	47 %
Team Total		50 %	57 %

KOR - Korea		Game	All
4 S	KIM Haksung	52 %	54 %
3	KIM Myungjin	63 %	56 %
2	CHO Yanghyun	50 %	58 %
1	KANG Misuk	77 %	64 %
A	PARK Kilwoo	- %	48 %
Team Total		60 %	57 %

Time remaining: 2 minutes 37 seconds

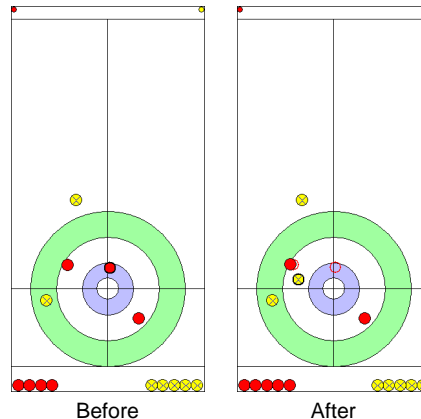
Time-out: end 7, USA-8

Time remaining: 6 minutes 48 seconds

Time-out: end 6, KOR-7

### Most Important Shot:

Korean Skip KIM H was facing three U.S. stones and completed a Hit and roll behind two Guards which resulted in a steal. The U.S. team was unable to complete an attempted Take-out to score.



End: 5  
Team: KOR  
Player: KIM H  
Stone: Fourth, 2nd stone  
Task: Take-out  
Handle: In-turn  
Points: 100%

● : USA  
● : KOR

### NOTES

Team position and functions are attached to each team member's name as follows:  
4 = Fourth, 3 = Third, 2 = Second, 1 = Lead, A = Alternate, S = Skip

### LEGEND

LSFE (\*) Last stone first end



## GAME - SHOT BY SHOT / DÉROULEMENT DE LA PARTIE

SAT 20 MAR 2010 / SAM 20 MAR 2010 START TIME / DÉBUT 10:00

● **USA - United States**      **0 + 2**     
 ● **KOR - Korea**      **0 + 0**     
 **End 1**

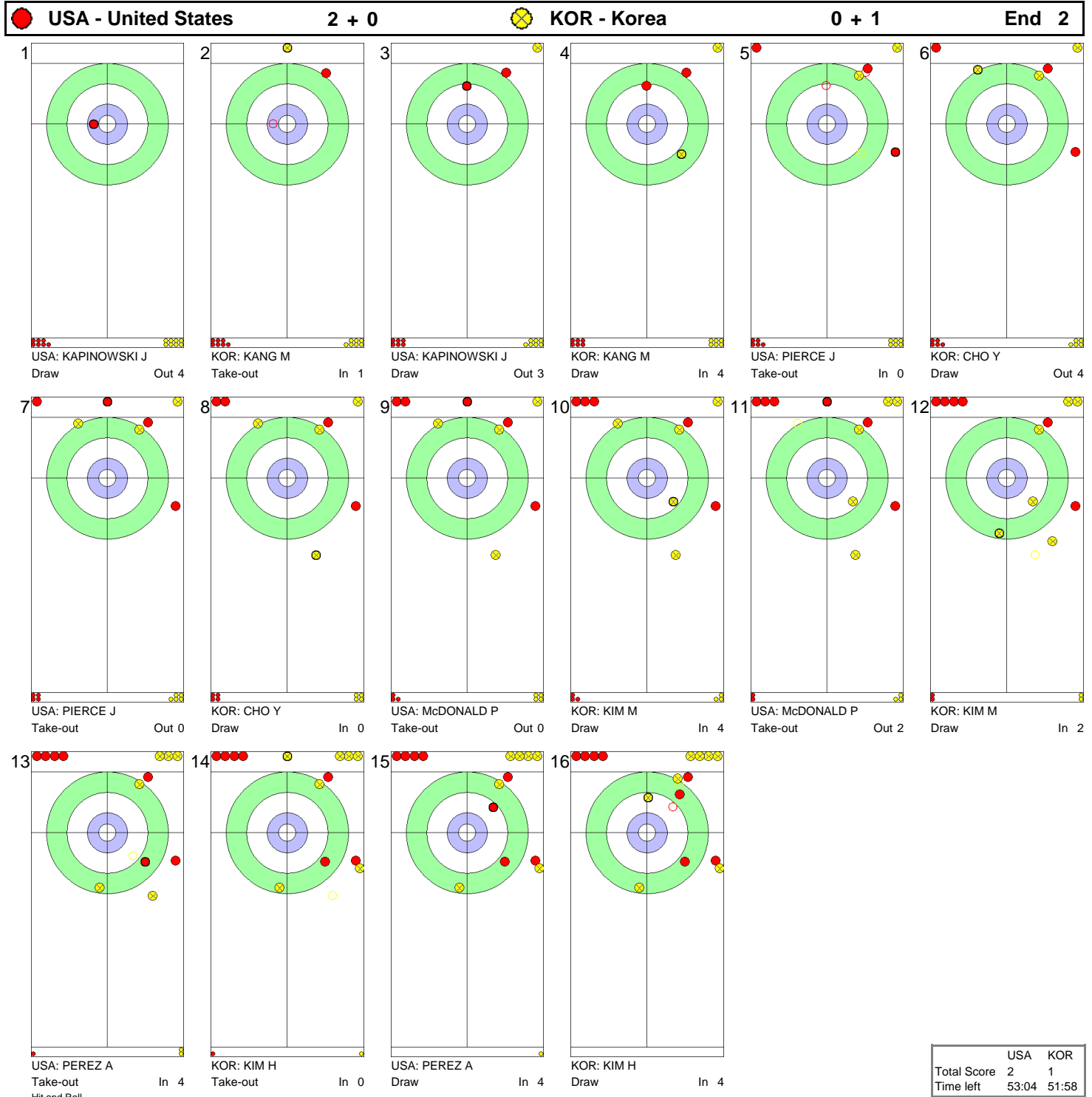


	USA	KOR
Total Score	2	0
Time left	60:12	60:12



GAME - SHOT BY SHOT / DÉROULEMENT DE LA PARTIE

SAT 20 MAR 2010 / SAM 20 MAR 2010 START TIME / DÉBUT 10:00

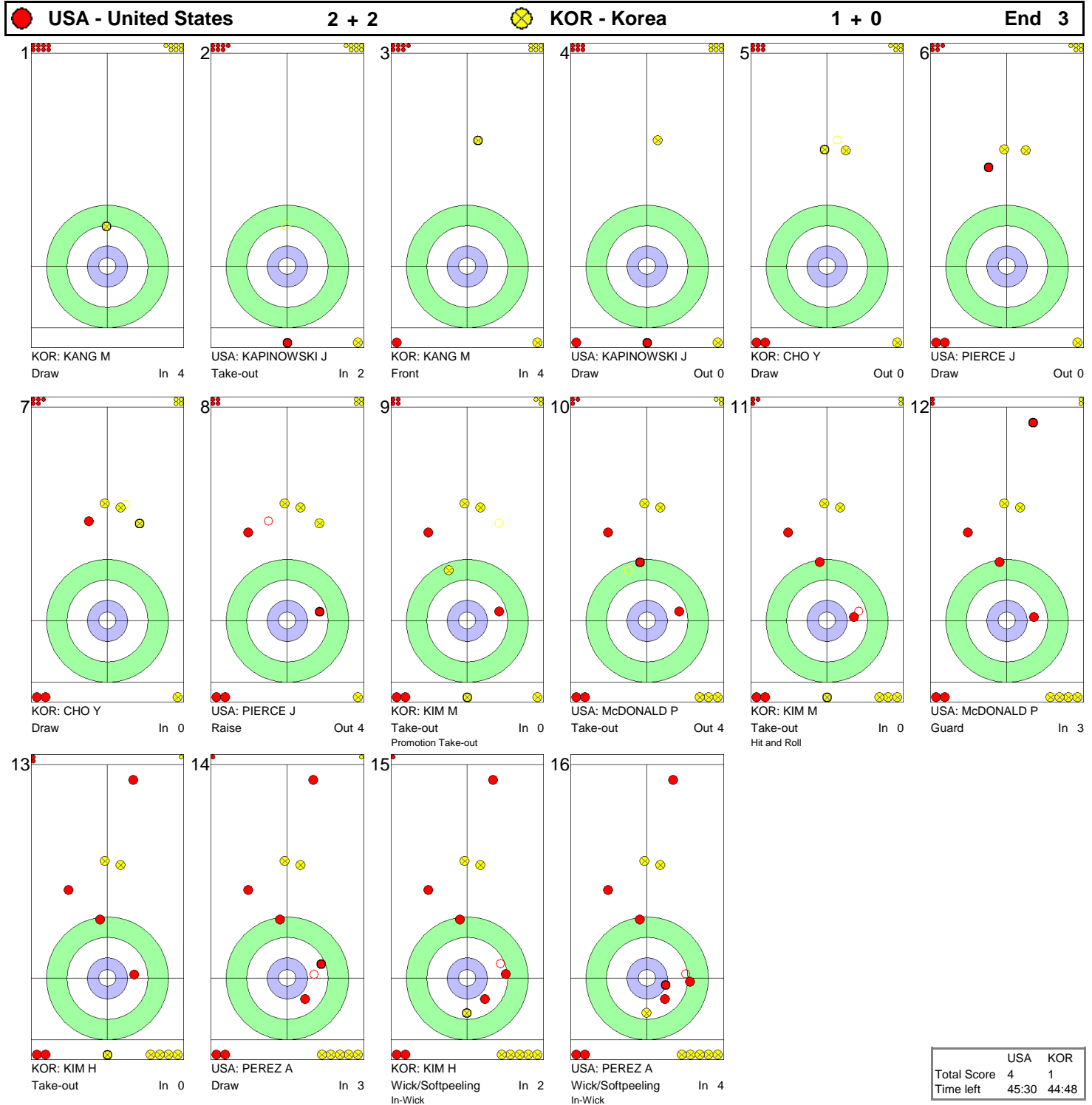


	USA	KOR
Total Score	2	1
Time left	53:04	51:58



## GAME - SHOT BY SHOT / DÉROULEMENT DE LA PARTIE

SAT 20 MAR 2010 / SAM 20 MAR 2010 START TIME / DÉBUT 10:00



	USA	KOR
Total Score	4	1
Time left	45:30	44:48



GAME - SHOT BY SHOT / DÉROULEMENT DE LA PARTIE

SAT 20 MAR 2010 / SAM 20 MAR 2010 START TIME / DÉBUT 10:00

● USA - United States      4 + 0      ● KOR - Korea      1 + 3      End 4



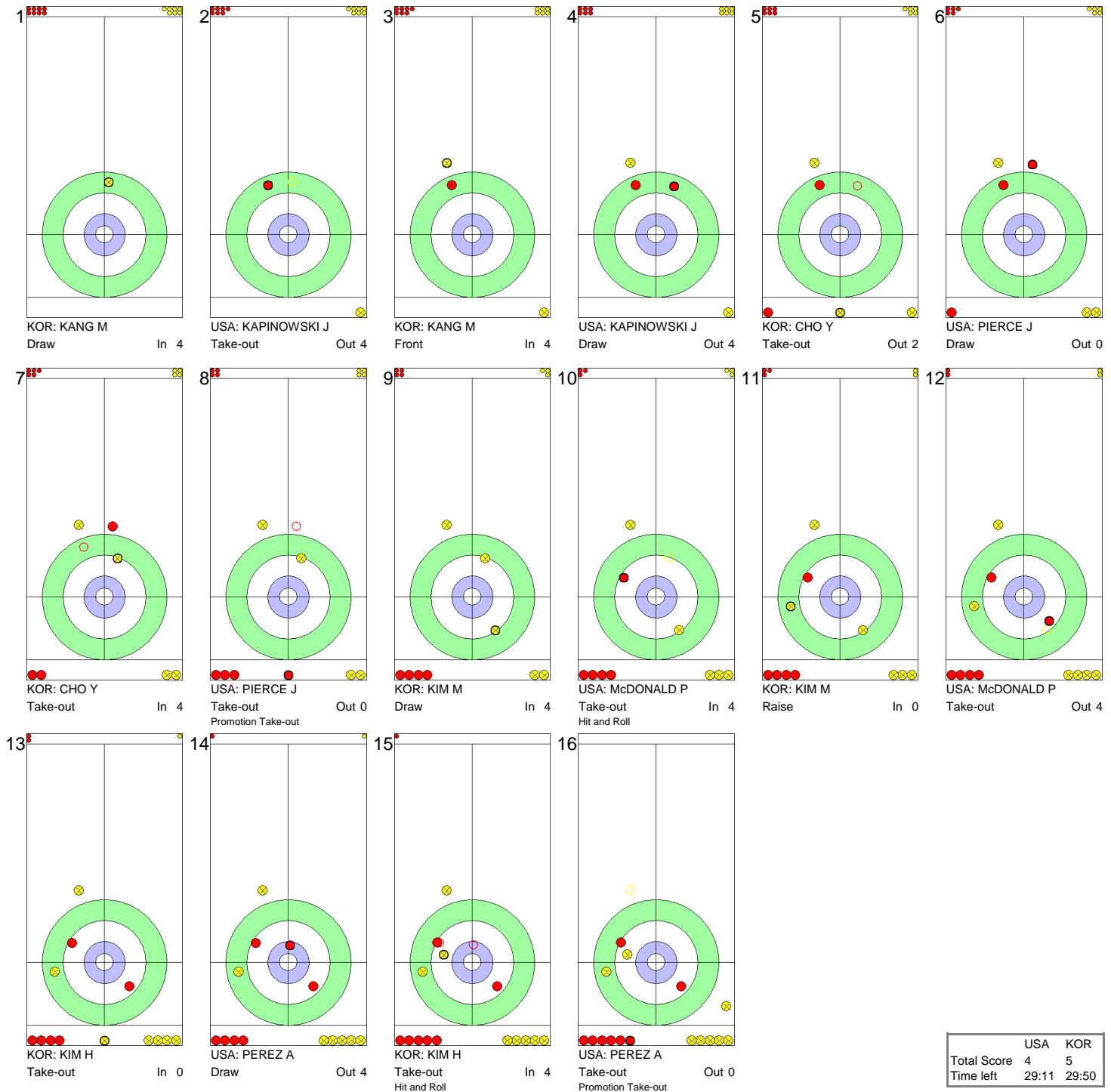
	USA	KOR
Total Score	4	4
Time left	37:01	36:54



GAME - SHOT BY SHOT / DÉROULEMENT DE LA PARTIE

SAT 20 MAR 2010 / SAM 20 MAR 2010 START TIME / DÉBUT 10:00

**USA - United States 4 + 0**      **KOR - Korea 4 + 1**      **End 5**



	USA	KOR
Total Score	4	5
Time left	29:11	29:50

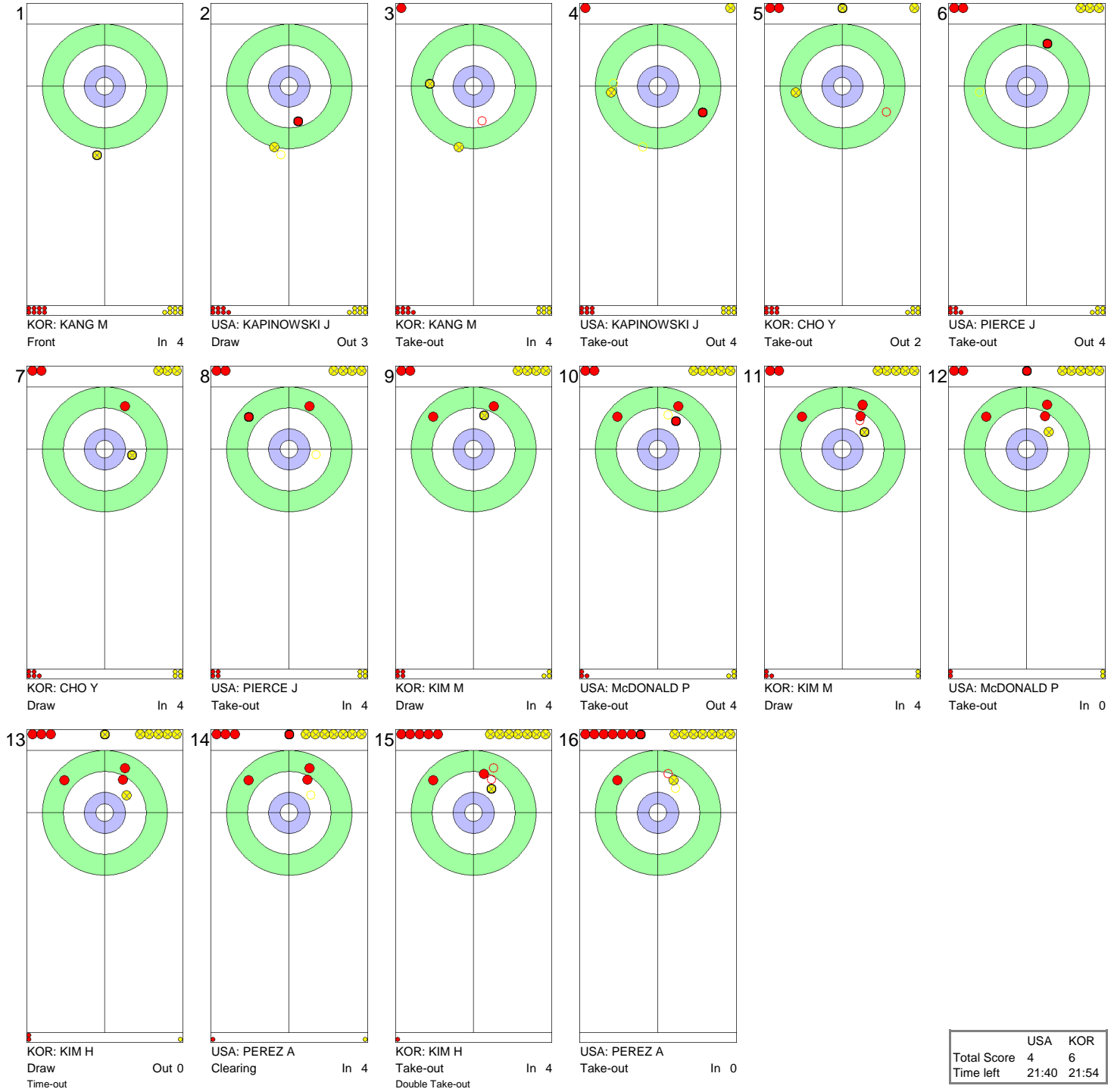




**GAME - SHOT BY SHOT / DÉROULEMENT DE LA PARTIE**

SAT 20 MAR 2010 / SAM 20 MAR 2010 START TIME / DÉBUT 10:00

● **USA - United States**      **4 + 0**     
 ● **KOR - Korea**      **5 + 1**     
 **End 6**



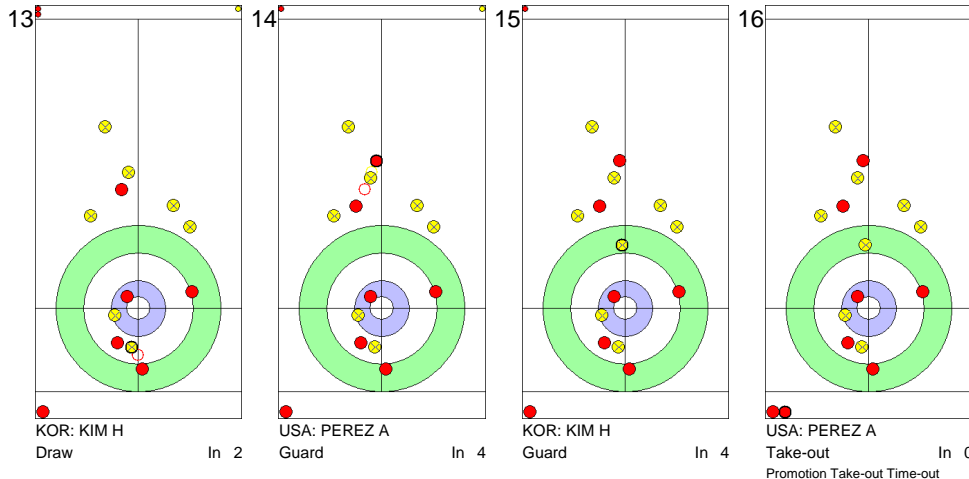
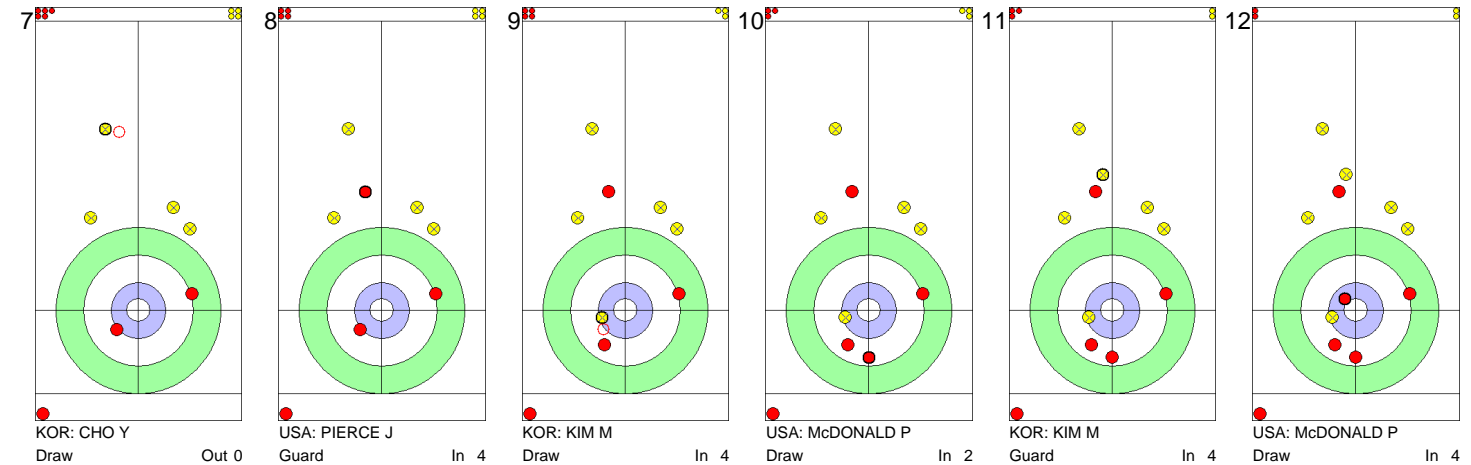
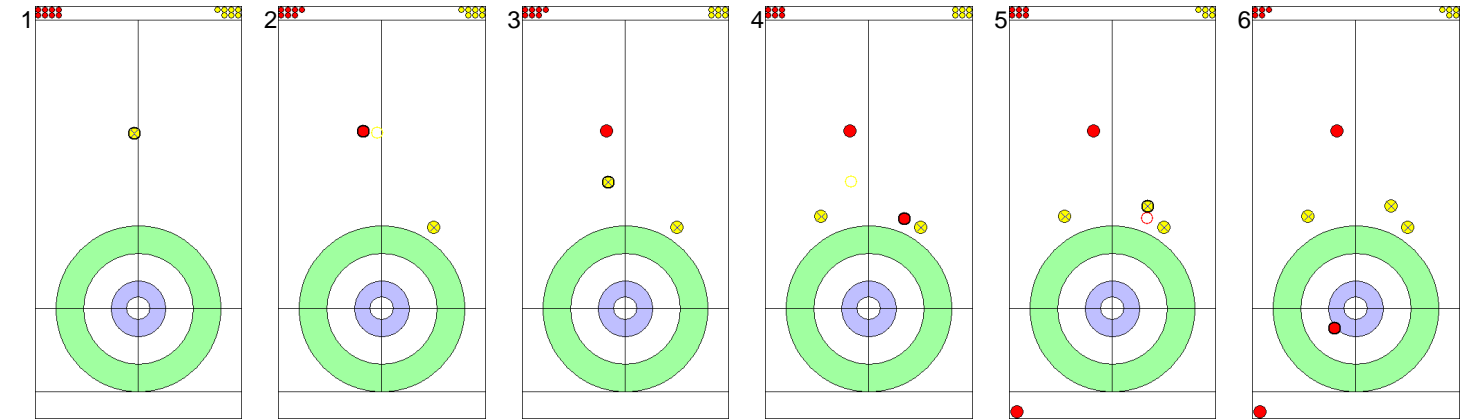
	USA	KOR
Total Score	4	6
Time left	21:40	21:54



## GAME - SHOT BY SHOT / DÉROULEMENT DE LA PARTIE

SAT 20 MAR 2010 / SAM 20 MAR 2010 START TIME / DÉBUT 10:00

● **USA - United States**      **4 + 1**     
 ● **KOR - Korea**      **6 + 0**     
 **End 7**

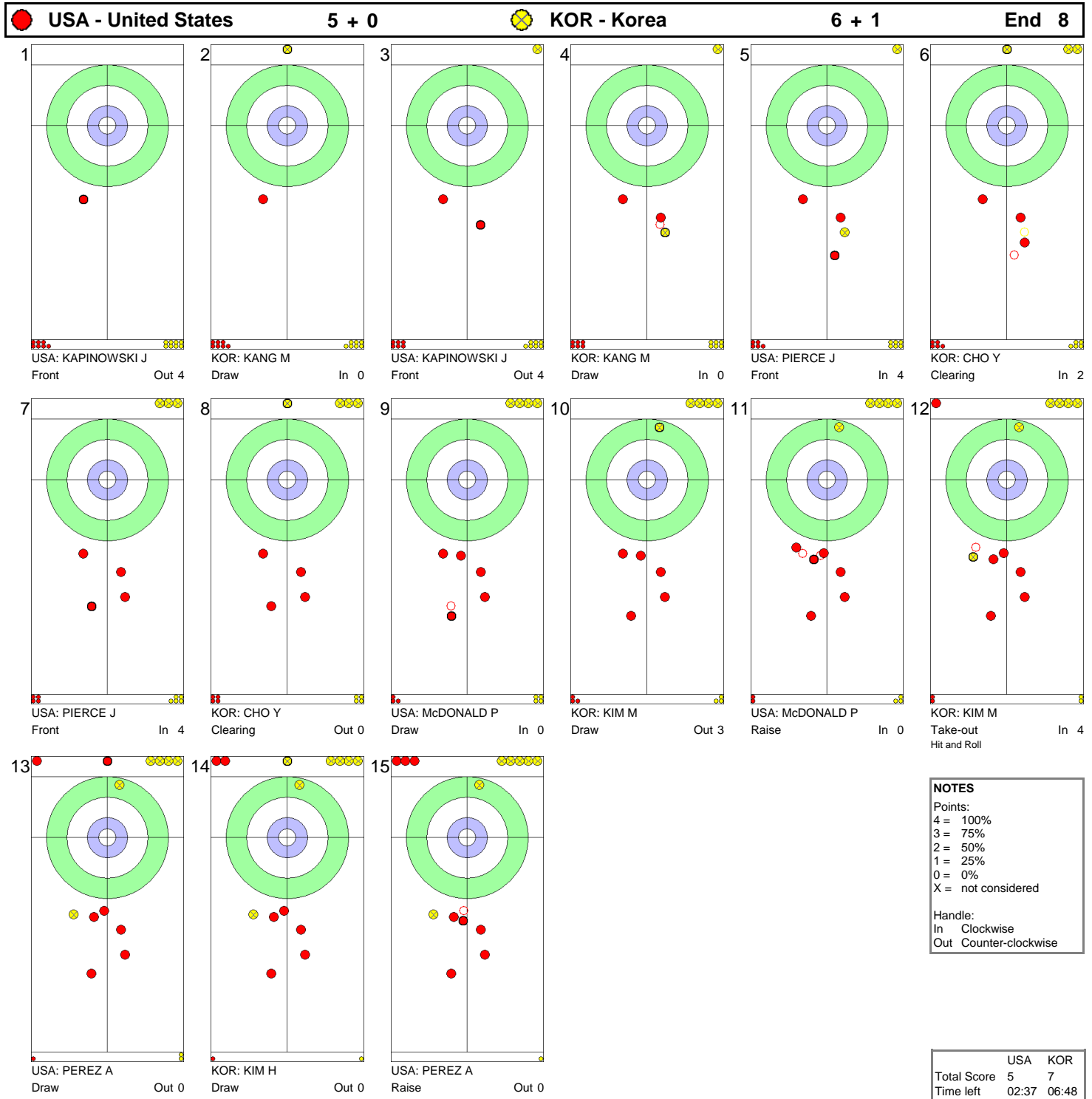


	USA	KOR
Total Score	5	6
Time left	13:10	13:49



## GAME - SHOT BY SHOT / DÉROULEMENT DE LA PARTIE

SAT 20 MAR 2010 / SAM 20 MAR 2010 START TIME / DÉBUT 10:00





**SESSION RESULTS AND STANDINGS**  
**RÉSULTATS DE LA SESSION ET CLASSEMENT**

FRI 19 MAR 2010 / VEN 19 MAR 2010 START TIME / DÉBUT 14:30

Sheet	Round	Team	LSFE	1	2	3	4	5	6	7	8	Extra Ends	Total
B	10	ITA - Italy	*	3	0	1	0	0	1	0	0		5
	10	SWE - Sweden		0	1	0	1	1	0	1	2		6

**Standings After Tie-breaker Session 1**

Rank	Team	Games	Wins	Losses	TB W-L	
1	CAN - Canada	9	7	2		Q w1
2	USA - United States of America	9	7	2		Q w0
3	KOR - Korea	9	6	3		Q
4	SWE - Sweden	9	5	4	1 - 0	Q
5	ITA - Italy	9	5	4	0 - 1	
6	GBR - Great Britain	9	3	6		w3
7	SUI - Switzerland	9	3	6		w2,2
8	GER - Germany	9	3	6		w2,1
9	NOR - Norway	9	3	6		w2,0
10	JPN - Japan	9	3	6		w1

**LEGEND**

LSFE (\*) Last stone first end

Q Qualified for the semifinals

TB W-L Tie-breaker Wins-Losses

wx Number of wins (x) against tied teams



## SESSION REVIEW / SYNTHÈSE DE LA SESSION

FRI 19 MAR 2010 / VEN 19 MAR 2010 START TIME / DÉBUT 14:30

### Tie-breaker Session 1: SWE 6-5 ITA

VANCOUVER, March 19 - Sweden earned a spot in the Semifinals with a come-from-behind 6-5 victory over Italy in Tie-breaker Session 1 in front a small but plucky crowd of 800 spectators at Vancouver Paralympic Centre on Friday.

Italy came into the game with the best cumulative percentage of the tournament, curling 62 percent. As a team, Sweden was tied for fifth with Great Britain in the Round Robin cumulative percentage table with 56 percent.

Sweden made a line-up change, bringing in alternate Patrik KALLIN (SWE) for the game.

Italy made good use of the hammer in the first end by scoring three points for the early lead.

In the second end, Sweden skip Jalle JUNGNELL (SWE) missed a wide-open takeout with his first shot. He made a successful hit and roll with his second shot to score one point and make the score 3-1.

Italy missed a chance for a deuce in the third end when skip Andrea TABANELLI (ITA) came up heavy on his last rock to settle for a single and take a 4-1 lead.

Sweden second KALLIN (SWE) came up big in the fourth end with a nice hit and roll and a takeout. But Italy replied with some accurate shot-making to force Sweden to take just a single, resulting in a score of 4-2.

In the fifth end, Sweden stole a single to get to within one point of Italy.

Italy second Gabriele DALLAPICCOLA (ITA) got his team out of some early trouble in the sixth end with a pair of successful takeouts. Sweden third Patrik BURMAN (SWE) made a nice hit an roll to the side of the four foot. But Italy third Egidio MARCHESE (ITA) then picked the Swedish counter off the four foot. An exchange of hits by skips from both teams forced TABANELLI (ITA) to draw for a single with his last rock to take a 5-3 lead.

In the seventh end, DALLAPICCOLA (ITA) was right on target with a raise double takeout to clean up the house for Italy, but was then heavy on his second shot, missing a takeout. TABANELLI (ITA) drew a big cheer from the crowd with an impressive in-off takeout to remove a Swedish stone from the back of the house. That shot forced JUNGNELL (SWE) into a raise to pick up a single and make the score 5-4.

Mistakes by Italy in the eighth end left TABANELLI (ITA) with a difficult shot to score. He missed, handing over a steal of two points and a 6-5 win to Sweden.

Sweden takes on Canada in the first place vs fourth place Semifinal on Saturday, March 20. The USA plays Korea in the other second place vs third place Semifinal game. The winners of the Semifinal games play for Gold on Saturday afternoon. The losers move to the Bronze medal game.

The Semifinals begin at 10:00 Saturday, March 20, at Vancouver Paralympic Centre. The Gold and Bronze medal games start at 15:30 on Saturday.



## GAME RESULTS / RÉSULTATS DE LA PARTIE

FRI 19 MAR 2010 / VEN 19 MAR 2010 START TIME / DÉBUT 14:30

Sheet	Round	Team	LSFE	1	2	3	4	5	6	7	8	Extra Ends	Total
B	10	ITA - Italy	*	3	0	1	0	0	1	0	0		5
	10	SWE - Sweden		0	1	0	1	1	0	1	2		6

ITA - Italy		Game	All
4 S	TABANELLI Andrea	48 %	52 %
3	MARCHESE Egidio	52 %	65 %
2	DALLAPICCOLA Gabriele	75 %	62 %
1	MENARDI Angela	36 %	64 %
A	SPELORZI Emanuele	- %	59 %
Team Total		53 %	61 %

SWE - Sweden		Game	All
4 S	JUNGNELL Jalle	53 %	45 %
3	BURMAN Patrik	30 %	55 %
2	KALLIN Patrik	75 %	75 %
1	WILHELM Anette	83 %	69 %
SUS	IKONEN Glenn	- %	54 %
Team Total		60 %	56 %

Time remaining: 6 minutes 1 second

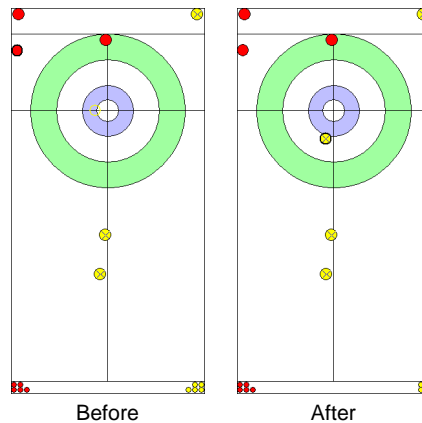
Time-out: end 8, ITA-8

Time remaining: 4 minutes 14 seconds

Time-out: end 6, SWE-5

### Most Important Shot:

Swedish Second KALLIN P executed a perfect Draw to the top four foot behind cover to set up the steal of two points in the last end and win the game.



End: 8  
Team: SWE  
Player: KALLIN P  
Stone: Second, 2nd stone  
Task: Draw  
Handle: In-turn  
Points: 100%

● : ITA  
● : SWE

### NOTES

Team position and functions are attached to each team member's name as follows:  
4 = Fourth, 3 = Third, 2 = Second, 1 = Lead, A = Alternate, S = Skip

### LEGEND

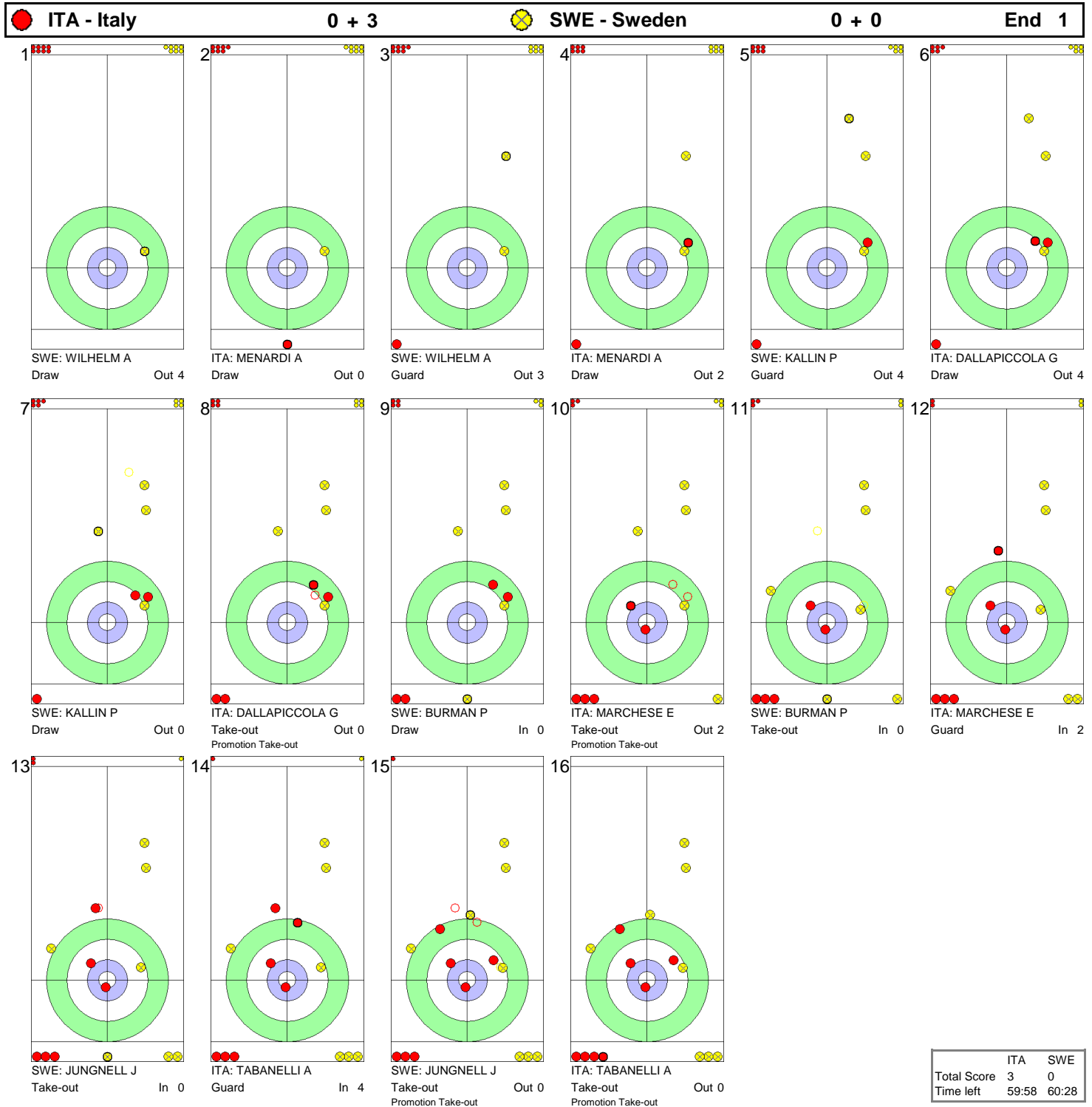
LSFE (\*) Last stone first end

SUS Suspended



**GAME - SHOT BY SHOT / DÉROULEMENT DE LA PARTIE**

FRI 19 MAR 2010 / VEN 19 MAR 2010 START TIME / DÉBUT 14:30





	ITA	SWE
Total Score	3	0
Time left	59:58	60:28



## GAME - SHOT BY SHOT / DÉROULEMENT DE LA PARTIE

FRI 19 MAR 2010 / VEN 19 MAR 2010 START TIME / DÉBUT 14:30

 <b>ITA - Italy</b>		<b>3 + 0</b>		 <b>SWE - Sweden</b>		<b>0 + 1</b>		<b>End 2</b>			
1		2		3		4		5		6	
7		8		9		10		11		12	
13		14		15		16					

	ITA	SWE
Total Score	3	1
Time left	52:25	53:47





GAME - SHOT BY SHOT / DÉROULEMENT DE LA PARTIE

FRI 19 MAR 2010 / VEN 19 MAR 2010 START TIME / DÉBUT 14:30



	ITA	SWE
Total Score	4	1
Time left	45:19	46:09



**GAME - SHOT BY SHOT / DÉROULEMENT DE LA PARTIE**

FRI 19 MAR 2010 / VEN 19 MAR 2010 START TIME / DÉBUT 14:30

**ITA - Italy**      **4 + 0**      **SWE - Sweden**      **1 + 1**      **End 4**

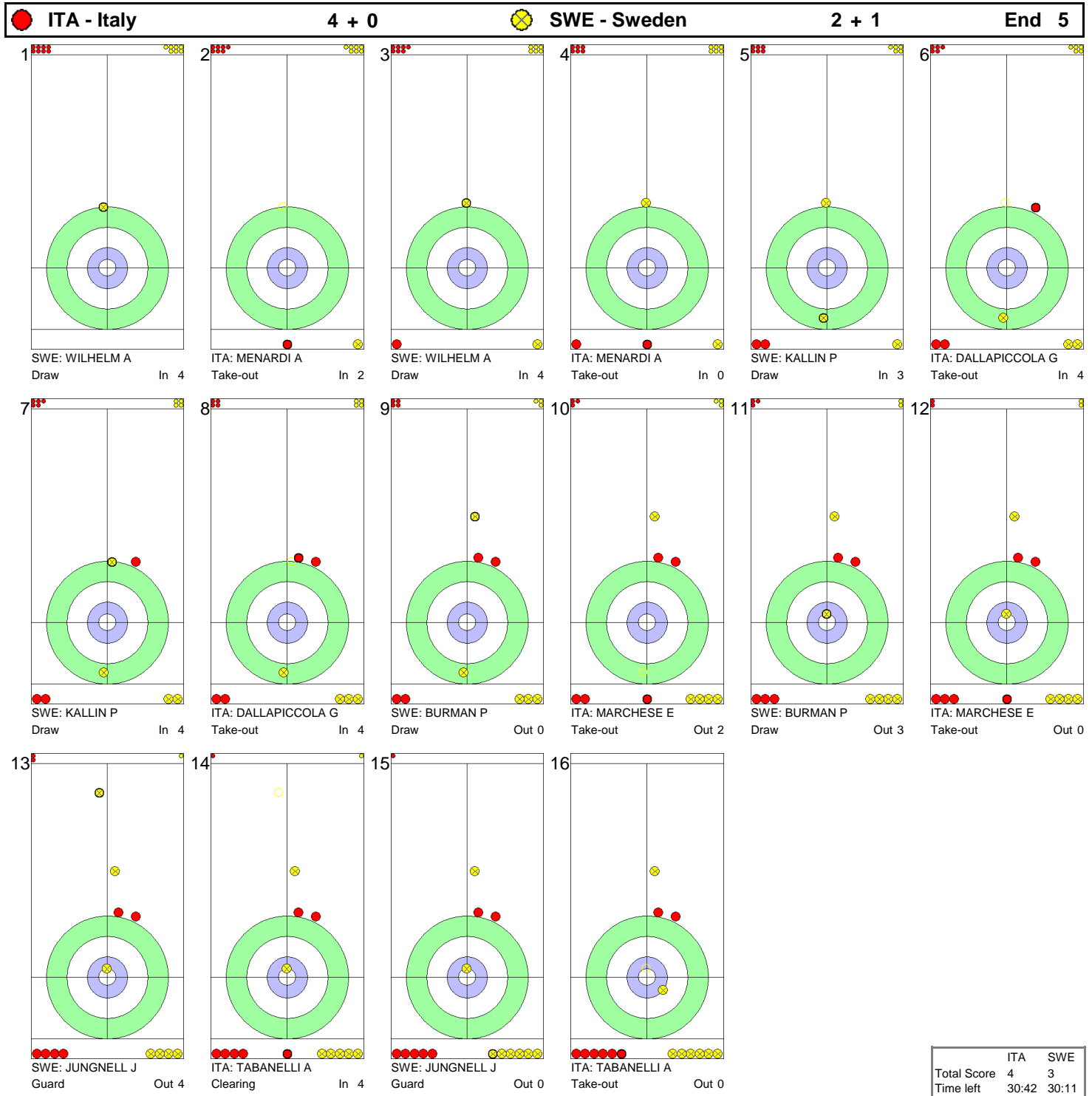


	ITA	SWE
Total Score	4	2
Time left	38:02	37:39



**GAME - SHOT BY SHOT / DÉROULEMENT DE LA PARTIE**

FRI 19 MAR 2010 / VEN 19 MAR 2010 START TIME / DÉBUT 14:30

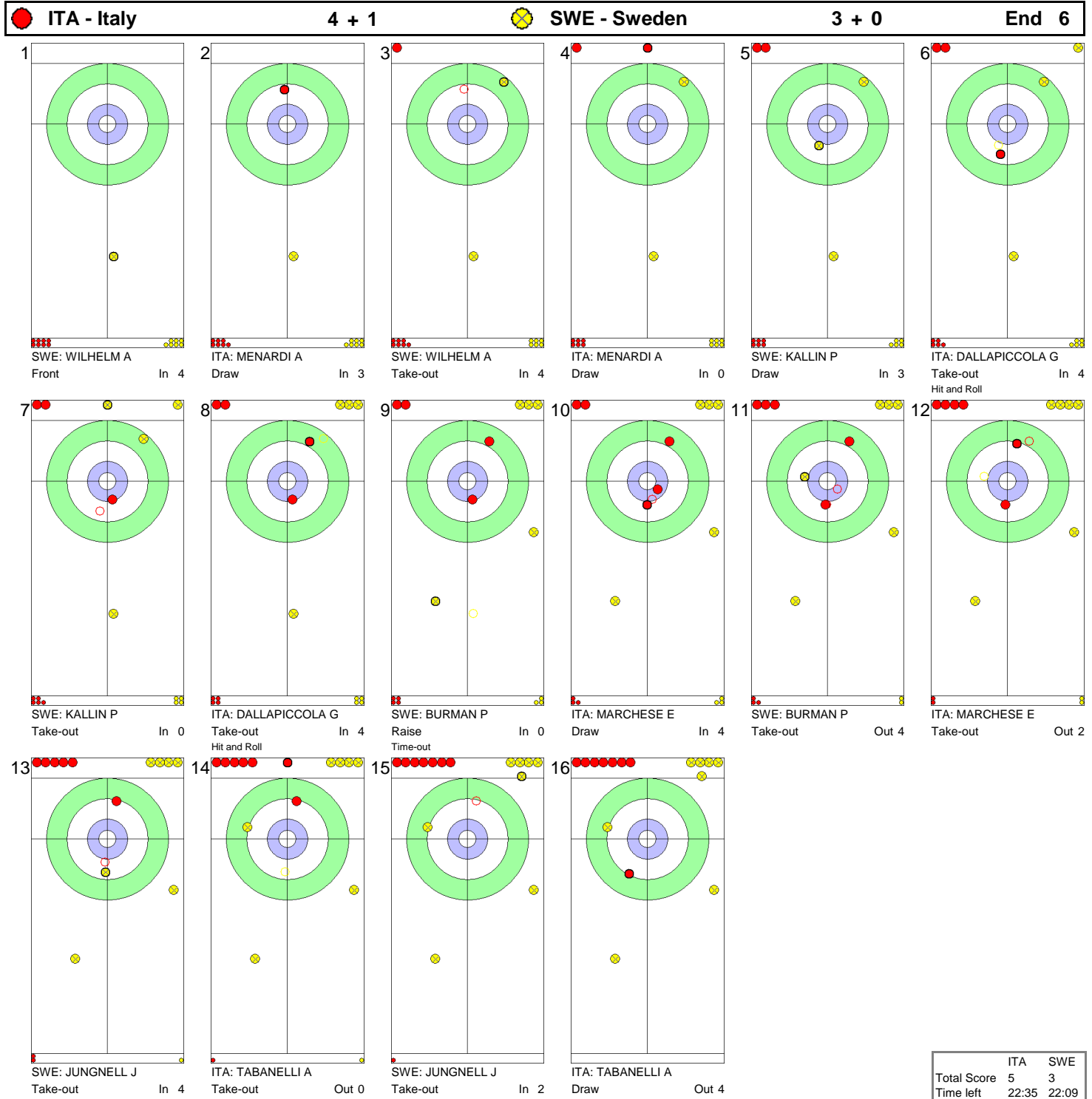


	ITA	SWE
Total Score	4	3
Time left	30:42	30:11



**GAME - SHOT BY SHOT / DÉROULEMENT DE LA PARTIE**

FRI 19 MAR 2010 / VEN 19 MAR 2010 START TIME / DÉBUT 14:30





## GAME - SHOT BY SHOT / DÉROULEMENT DE LA PARTIE

FRI 19 MAR 2010 / VEN 19 MAR 2010 START TIME / DÉBUT 14:30





GAME - SHOT BY SHOT / DÉROULEMENT DE LA PARTIE

FRI 19 MAR 2010 / VEN 19 MAR 2010 START TIME / DÉBUT 14:30

**ITA - Italy** 5 + 0 **SWE - Sweden** 4 + 2 **End 8**



**NOTES**  
Points:  
4 = 100%  
3 = 75%  
2 = 50%  
1 = 25%  
0 = 0%  
X = not considered  
Handle:  
In Clockwise  
Out Counter-clockwise

	ITA	SWE
Total Score	5	6
Time left	06:01	04:14



## COMPETITION MATRIX / GRILLE DE POINTAGE

As of THU 18 MAR 2010 / En date du JEU 18 MAR 2010

Team	CAN	GBR	GER	ITA	JPN	KOR	NOR	SUI	SWE	USA
CAN		9 - 2	8 - 6	7 - 8	13 - 2	6 - 4	6 - 5	15 - 1	4 - 8	10 - 5
GBR	2 - 9		9 - 2	3 - 6	10 - 4	4 - 7	5 - 7	10 - 2	6 - 7	7 - 8
GER	6 - 8	2 - 9		7 - 6	12 - 4	2 - 9	10 - 6	3 - 9	3 - 10	5 - 6
ITA	8 - 7	6 - 3	6 - 7		6 - 9	3 - 9	9 - 7	13 - 4	9 - 1	2 - 8
JPN	2 - 13	4 - 10	4 - 12	9 - 6		5 - 7	3 - 11	6 - 5	8 - 7	3 - 8
KOR	4 - 6	7 - 4	9 - 2	9 - 3	7 - 5		6 - 9	9 - 3	8 - 4	6 - 9
NOR	5 - 6	7 - 5	6 - 10	7 - 9	11 - 3	9 - 6		4 - 10	4 - 6	8 - 9
SUI	1 - 15	2 - 10	9 - 3	4 - 13	5 - 6	3 - 9	10 - 4		7 - 6	2 - 8
SWE	8 - 4	7 - 6	10 - 3	1 - 9	7 - 8	4 - 8	6 - 4	6 - 7		6 - 4
USA	5 - 10	8 - 7	6 - 5	8 - 2	8 - 3	9 - 6	9 - 8	8 - 2	4 - 6	

### Standings After Round Robin

Rank	Team	Games	Wins	Losses		
1	CAN - Canada	9	7	2	Q	w1
2	USA - United States of America	9	7	2	Q	w0
3	KOR - Korea	9	6	3	Q	
4	ITA - Italy	9	5	4	TB	w1
4	SWE - Sweden	9	5	4	TB	w0
6	GBR - Great Britain	9	3	6		w3
7	SUI - Switzerland	9	3	6		w2,2
8	GER - Germany	9	3	6		w2,1
9	NOR - Norway	9	3	6		w2,0
10	JPN - Japan	9	3	6		w1

#### LEGEND

Q Qualified for the semifinals

TB Involved in the tie-breaker

wx Number of wins (x) against tied teams



## DRAW SHOT CHALLENGE / DÉFI DU LANCER DE PLACEMENT

As of THU 18 MAR 2010 / En date du JEU 18 MAR 2010

Rank	Team	Last Stone Draw in each Round Robin Game									DSC
		1	2	3	4	5	6	7	8	9	
1	SUI - Switzerland	58.2	96.3	149.4	129.3	17.9	29.0	26.8	<del>185.4</del>	164.5	83.93 cm
2	USA - United States of America	185.4	93.4	185.4	177.9	<del>185.4</del>	0.0	24.8	14.5	16.2	87.20 cm
3	JPN - Japan	185.4	84.9	17.7	16.8	185.4	70.6	84.6	<del>185.4</del>	134.2	97.45 cm
4	GER - Germany	135.9	185.4	172.7	74.7	113.4	<del>185.4</del>	17.8	17.1	132.6	106.20 cm
5	NOR - Norway	185.4	185.4	107.8	81.0	4.4	33.6	100.1	185.4	<del>185.4</del>	110.39 cm
6	SWE - Sweden	71.6	185.4	10.6	133.4	185.4	185.4	112.7	<del>185.4</del>	31.5	114.50 cm
7	CAN - Canada	138.9	138.0	185.4	185.4	164.6	<del>185.4</del>	84.4	9.2	30.4	117.04 cm
8	KOR - Korea	185.4	59.8	159.7	185.4	126.6	185.4	83.8	87.8	<del>185.4</del>	134.24 cm
9	GBR - Great Britain	185.4	185.4	160.4	185.4	185.4	144.0	<del>185.4</del>	40.3	94.0	147.54 cm
10	ITA - Italy	185.4	185.4	185.4	185.4	185.4	185.4	152.2	<del>185.4</del>	77.6	167.78 cm

### NOTES

The Draw Shot Challenge (DSC) is the average distance of the Last Stone Draws (LSD) which were played by a team during the round robin. The single least favourable LSD result is automatically eliminated before calculating this average distance. The team with the lesser DSC receives the higher ranking.

For teams with equal DSC, the team with the best non-equal LSD receives the higher ranking. In case all LSD are equal, the team ranked higher in the WCF World Ranking is ranked higher.

### LEGEND

DSC Draw Shot Challenge





## SCORING ANALYSIS / ANALYSE DES POINTS MARQUÉS

As of THU 18 MAR 2010 / En date du JEU 18 MAR 2010

Team	Games	Stolen Ends	Points Scored						Total	Plus / Minus
			0	1	2	3	4	>4		
CAN - Canada	9 For	19	0	16	16	2	2	3	78	+37
	Against	8	0	17	7	2	1	0	41	
KOR - Korea	9 For	15	0	12	16	7	0	0	65	+20
	Against	10	0	22	7	3	0	0	45	
USA - United States of America	9 For	15	1	24	13	3	0	1	65	+16
	Against	7	1	11	8	6	1	0	49	
ITA - Italy	9 For	16	1	20	6	7	1	1	62	+7
	Against	8	0	15	11	3	1	1	55	
GBR - Great Britain	9 For	16	2	19	8	3	3	0	56	+4
	Against	14	0	17	10	5	0	0	52	
SWE - Sweden	9 For	11	1	13	12	3	1	1	55	+2
	Against	14	1	25	9	2	1	0	53	
NOR - Norway	9 For	13	0	17	9	7	0	1	61	-3
	Against	12	1	16	10	6	1	1	64	
GER - Germany	9 For	8	0	18	4	6	0	1	50	-17
	Against	16	1	17	11	5	2	1	67	
SUI - Switzerland	9 For	8	0	17	5	4	1	0	43	-31
	Against	21	0	21	6	7	1	3	74	
JPN - Japan	9 For	8	0	18	5	4	1	0	44	-35
	Against	19	1	13	15	7	1	2	79	
Total	45	129	5	174	94	46	9	8	579	

### NOTES

Stolen ends are the ends won without the last stone advantage

### LEGEND

>4 More than four points scored



## SUMMARY OF BIG ENDS RÉSUMÉ DES MANCHES AVEC UN HAUT POINTAGE

As of THU 18 MAR 2010 / En date du JEU 18 MAR 2010

Points Scored	By	Against	Session	End	Game Score
6	CAN - Canada	SUI - Switzerland	7	6	15 : 1
6	GER - Germany	NOR - Norway	1	7	10 : 6
6	USA - United States of America	JPN - Japan	10	2	8 : 3
5	CAN - Canada	JPN - Japan	5	7	13 : 2
5	CAN - Canada	SUI - Switzerland	7	4	15 : 1
5	ITA - Italy	SUI - Switzerland	3	2	13 : 4
5	NOR - Norway	ITA - Italy	10	7	7 : 9
5	SWE - Sweden	GER - Germany	12	6	10 : 3
4	CAN - Canada	USA - United States of America	2	2	10 : 5
4	CAN - Canada	GER - Germany	9	3	8 : 6
4	GBR - Great Britain	SUI - Switzerland	4	5	10 : 2
4	GBR - Great Britain	GER - Germany	8	6	9 : 2
4	GBR - Great Britain	JPN - Japan	12	6	10 : 4
4	ITA - Italy	CAN - Canada	12	6	8 : 7
4	JPN - Japan	SWE - Sweden	11	5	8 : 7
4	SUI - Switzerland	ITA - Italy	3	5	4 : 13
4	SWE - Sweden	NOR - Norway	5	6	6 : 4

### NOTES

Big ends are defined as ends with a score of four or more points.



**CUMULATIVE PERCENTAGE BY POSITION  
POURCENTAGE CUMULÉ PAR POSITION**

**REVISION**

As of THU 18 MAR 2010 / En date du JEU 18 MAR 2010

Fourth	Round -->	1	2	3	4	5	6	7	8	9	AVG
1 KIM Haksung	KOR	48	56	60	48	41	59	52	58	73	55
1 PEREZ Augusto	USA	40	50	56	82	53	37	64	43	71	55
3 ARMSTRONG Jim	CAN	68	59	45	68	28	40	47	67	59	53
3 TABANELLI Andrea	ITA	42	73	64	40	47	45	60	59	53	53
5 NEILSON Aileen	GBR	36	39	70	38	56	42	58	50	52	49
6 LORENTSEN Rune	NOR	38	52	44	42	53	54	44	63	39	48
7 JAEGER Jens	GER	48	59	68	52	38	29	39	43		47
8 JUNGNELL Jalle	SWE	33	42	34	(3) 62	(3) 39	(3) 34	(3) 63	(3) 47	(3) 45	45
9 NAKAJIMA Yoji	JPN	64	40	36	34	25	43	42	33	29	39
10 BOLLIGER Manfred	SUI	52	46	43	58	27	17	23	18	52	37

Thirds	Round -->	1	2	3	4	5	6	7	8	9	AVG
1 MARCHESE Egidio	ITA	66	69	75	80	56	13	69	70	75	66
2 NEIGHBOUR Darryl	CAN	68	48	38	71	36	73	61	64	72	58
3 McCREADIE Michael	GBR	61	52	68	34	68	61	53	56		56
4 KIM Myungjin	KOR	48	50	63	60	67	66	45	33	64	55
4 STORDAHL Jostein	NOR	48	53	59	53	53	71	53	66	41	55
6 McDONALD Patrick	USA	53	22	53	69	44	64	34	56	75	52
7 ICHIKAWA Katsuo	JPN	70	42	45	52	50	65	44	33	43	50
8 SIEGER Marcus	GER	47	38	57	38	47	17	56	57	(4) 29	43
9 HUETTENMOSER Claudia	SUI	25	29	(1) 61	67	21	47	36	30	43	41
DSQ IKONEN Glenn	SWE	56	48	64	(4) 63	(4) 46	(4) 58	(4) 57	(4) 39	(4) 50	54

Seconds	Round -->	1	2	3	4	5	6	7	8	9	AVG
1 FORREST Ina	CAN	86	56	50	79	53	73	66	47		63
2 PIERCE Jim	USA	81	52	61	63	50	56	61	71	(3) 56	61
3 CHO Yanghyun	KOR				70	39	79	55	66	52	60
3 DALLAPICCOLA Gabriele	ITA	80		86	44	44	(3) 42	61	61	50	60
5 BURMAN Patrik	SWE	48	45	63	67	61	67	68	33	77	58
6 KILLIN Tom	GBR	50	61	52	83	50	73	35	53	(3) 50	55
7 GAEBEL Jens	GER	75	58	70	48	44	33	50	61	(3) 30	53
8 SKOGSTAD Geir Arne	NOR	56	63	52	52	42	46	72	58	27	52
9 HIDAI Takashi	JPN	38		50	34		68	47		22	45
10 MEYER Daniel	SUI	55	50	41	52	13	29				42



**CUMULATIVE PERCENTAGE BY POSITION  
POURCENTAGE CUMULÉ PAR POSITION**

**REVISION**

As of THU 18 MAR 2010 / En date du JEU 18 MAR 2010

Leads	Round -->	1	2	3	4	5	6	7	8	9	AVG
1 SAITOH Ayako	JPN	78	73	68	75	54	83	66	56	72	70
2 TYSTAD Lene	NOR				66	63	41	73	89	80	69
3 MENARDI Angela	ITA	61	92	80	56	66	48	81	70	59	68
4 WILHELM Anette	SWE	67	52	63	53	80	66	83	66	73	67
5 KAPINOWSKI Jacqui	USA	67	70	78	66	78	72	64	61	36	66
6 KANG Misuk	KOR	67	50	50	39	67	68	73	89	63	63
7 GAUDET Sonja	CAN	39	60	78	68	61	77	39	63	63	61
7 MALONE Angie	GBR	77	55	61	73	60	67	67	64	(2) 30	61
7 STEGER Christiane	GER	48	61	70	48	77	60	78	48	(2) 54	61
10 KEHRLI Anton	SUI	52	52	(3) 32	50	77	61	(2) 36	(2) 36	(2) 63	51

Alternates	Round -->	1	2	3	4	5	6	7	8	9	AVG
1 SELLAR Jim	GBR									(1) 63	63
2 SPELORZI Emanuele	ITA		(2) 75		(2) 63		(2) 43				59
3 BIERI Martin	SUI					(2) 50		(1) 55	(1) 63	(1) 55	57
4 YIZEK Bruno	CAN									(2) 56	56
5 SAMDAL Anne Mette	NOR	(1) 50	(1) 53	(1) 61							55
6 PARK Kilwoo	KOR	(2) 50	(2) 64	(2) 30							48
7 JOSEPH Jimmy	USA		(3) 34		(2) 33				(2) 0	(2) 64	47
8 OGAWA Aki	JPN		(2) 38	(2) 42		(2) 48			(2) 52	(2) 34	44
9 HOER Astrid	GER									(1) 38	38

Teams	Round -->	1	2	3	4	5	6	7	8	9	AVG
1 ITA - Italy		62	77	76	58	53	40	68	65	59	62
2 CAN - Canada		65	56	53	71	45	66	53	60	62	59
3 USA - United States of America		61	50	62	68	56	58	56	56	59	58
4 KOR - Korea		54	55	50	54	54	68	56	62	63	57
5 GBR - Great Britain		56	52	63	57	58	61	53	56	48	56
5 SWE - Sweden		51	47	56	61	57	56	68	46	60	56
7 NOR - Norway		48	55	54	53	52	53	61	69	47	55
8 GER - Germany		55	54	66	46	51	35	56	52	38	51
8 JPN - Japan		63	48	49	49	44	65	50	44	43	51
10 SUI - Switzerland		46	44	44	57	38	39	38	37	53	44

**NOTES**

"(n)" denotes a position different from original line-up position: (4) - Fourth, (3) - Third, (2) - Second, (1) - Lead

**IKONEN G has been disqualified (DSQ) from the competition. For further information please see the official communication #1.**



## CUMULATIVE PLAYER STATISTICS BY TEAM STATISTIQUES CUMULÉES DES JOUEURS PAR ÉQUIPE

As of THU 18 MAR 2010 / En date du JEU 18 MAR 2010

### CAN - Canada

#### ARMSTRONG Jim

Type	In-turn		Skip		Man Right	
	In-turn	%	Out-turn	%	Total	%
Draw	27	62	23	51	50	57
Front	0	-	0	-	0	-
Guard	12	60	15	62	27	61
Raise	5	60	7	39	12	48
Wick / Soft Peeling	1	100	0	-	1	100
Freeze	0	-	0	-	0	-
Take-out	29	50	10	23	39	43
Hit and Roll	0	-	0	-	0	-
Clearing	1	0	2	100	3	67
Double Take-out	0	-	0	-	0	-
Promotion Take-out	0	-	0	-	0	-
not considered	0	-	0	-	0	-
All Draws	45	62	45	53	90	58
All Take-outs	30	48	12	35	42	45
Total	75	57	57	49	132	53

#### NEIGHBOUR Darryl

Type	In-turn		Third		Man Right	
	In-turn	%	Out-turn	%	Total	%
Draw	27	58	23	47	50	53
Front	0	-	1	75	1	75
Guard	16	63	13	67	29	65
Raise	3	83	5	45	8	59
Wick / Soft Peeling	1	100	0	-	1	100
Freeze	0	-	0	-	0	-
Take-out	22	74	15	47	37	63
Hit and Roll	0	-	0	-	0	-
Clearing	4	38	5	40	9	39
Double Take-out	0	-	0	-	0	-
Promotion Take-out	0	-	0	-	0	-
not considered	1	-	0	-	1	-
All Draws	47	62	42	54	89	58
All Take-outs	26	68	20	45	46	58
Total	73	64	62	51	135	58

#### FORREST Ina

Type	In-turn		Second		Woman Left	
	In-turn	%	Out-turn	%	Total	%
Draw	20	58	21	63	41	60
Front	0	-	2	50	2	50
Guard	8	50	11	80	19	67
Raise	1	100	3	50	4	63
Wick / Soft Peeling	1	100	0	-	1	100
Freeze	0	-	0	-	0	-
Take-out	26	63	16	61	42	63
Hit and Roll	0	-	0	-	0	-
Clearing	6	58	5	70	11	64
Double Take-out	0	-	0	-	0	-
Promotion Take-out	0	-	0	-	0	-
not considered	0	-	0	-	0	-
All Draws	30	58	37	66	67	63
All Take-outs	32	63	21	63	53	63
Total	62	60	58	65	120	63

#### GAUDET Sonja

Type	In-turn		Lead		Woman Right	
	In-turn	%	Out-turn	%	Total	%
Draw	45	63	30	46	75	56
Front	10	90	7	57	17	76
Guard	2	75	2	75	4	75
Raise	1	100	0	-	1	100
Wick / Soft Peeling	2	75	0	-	2	75
Freeze	0	-	0	-	0	-
Take-out	27	54	5	90	32	59
Hit and Roll	0	-	0	-	0	-
Clearing	0	-	1	50	1	50
Double Take-out	0	-	0	-	0	-
Promotion Take-out	0	-	0	-	0	-
not considered	1	-	5	-	6	-
All Draws	60	69	39	49	99	61
All Take-outs	27	54	6	83	33	59
Total	87	64	45	54	132	61

#### YIZEK Bruno

Type	In-turn		Alternate		Man Right	
	In-turn	%	Out-turn	%	Total	%
Draw	4	81	2	100	6	88
Front	0	-	0	-	0	-
Guard	1	100	1	75	2	88
Raise	0	-	1	0	1	0
Wick / Soft Peeling	0	-	0	-	0	-
Freeze	0	-	0	-	0	-
Take-out	3	50	2	0	5	30
Hit and Roll	0	-	0	-	0	-
Clearing	2	25	0	-	2	25
Double Take-out	0	-	0	-	0	-
Promotion Take-out	0	-	0	-	0	-
not considered	0	-	0	-	0	-
All Draws	5	85	4	69	9	78
All Take-outs	5	40	2	0	7	29
Total	10	63	6	46	16	56

#### Team: CAN - Canada

Type	In-turn	%	Out-turn	%	Total	%
Draw	123	61	99	52	222	57
Front	10	90	10	58	20	74
Guard	39	61	42	69	81	65
Raise	10	75	16	41	26	54
Wick / Soft Peeling	5	90	0	-	5	90
Freeze	0	-	0	-	0	-
Take-out	107	59	48	49	155	56
Hit and Roll	0	-	0	-	0	-
Clearing	13	42	13	62	26	52
Double Take-out	0	-	0	-	0	-
Promotion Take-out	0	-	0	-	0	-
not considered	2	-	5	-	7	-
All Draws	187	64	167	56	354	60
All Take-outs	120	57	61	52	181	55
Total	307	62	228	54	535	59

Types in gray are not applicable for Wheelchair Curling Statistics



## CUMULATIVE PLAYER STATISTICS BY TEAM STATISTIQUES CUMULÉES DES JOUEURS PAR ÉQUIPE

As of THU 18 MAR 2010 / En date du JEU 18 MAR 2010

### GBR - Great Britain

#### NEILSON Aileen

Type	In-turn		Out-turn		Total	
	%	%	%	%	%	%
Draw	38	48	26	44	64	46
Front	0	-	0	-	0	-
Guard	8	59	9	61	17	60
Raise	6	67	8	22	14	41
Wick / Soft Peeling	0	-	0	-	0	-
Freeze	0	-	0	-	0	-
Take-out	21	48	16	48	37	48
Hit and Roll	0	-	0	-	0	-
Clearing	3	83	1	100	4	88
Double Take-out	0	-	0	-	0	-
Promotion Take-out	0	-	0	-	0	-
not considered	0	-	0	-	0	-
All Draws	52	52	43	44	95	48
All Take-outs	24	52	17	51	41	52
Total	76	52	60	46	136	49

#### McCREADIE Michael

Type	In-turn		Out-turn		Total	
	%	%	%	%	%	%
Draw	23	66	31	51	54	57
Front	0	-	0	-	0	-
Guard	3	58	9	81	12	75
Raise	7	68	2	100	9	75
Wick / Soft Peeling	0	-	0	-	0	-
Freeze	0	-	0	-	0	-
Take-out	24	46	18	42	42	44
Hit and Roll	0	-	0	-	0	-
Clearing	3	67	3	67	6	67
Double Take-out	0	-	0	-	0	-
Promotion Take-out	0	-	0	-	0	-
not considered	1	-	0	-	1	-
All Draws	33	66	42	60	75	62
All Take-outs	27	48	21	45	48	47
Total	60	58	63	55	123	56

#### KILLIN Tom

Type	In-turn		Out-turn		Total	
	%	%	%	%	%	%
Draw	28	59	41	53	69	55
Front	3	67	1	100	4	75
Guard	5	65	4	50	9	58
Raise	4	75	3	33	7	57
Wick / Soft Peeling	0	-	0	-	0	-
Freeze	0	-	0	-	0	-
Take-out	17	59	18	58	35	59
Hit and Roll	0	-	0	-	0	-
Clearing	7	50	6	25	13	38
Double Take-out	0	-	0	-	0	-
Promotion Take-out	0	-	0	-	0	-
not considered	1	-	0	-	1	-
All Draws	40	62	49	53	89	57
All Take-outs	24	56	24	50	48	53
Total	64	60	73	52	137	55

#### MALONE Angie

Type	In-turn		Out-turn		Total	
	%	%	%	%	%	%
Draw	37	66	34	46	71	57
Front	11	75	18	93	29	86
Guard	2	13	0	-	2	13
Raise	2	0	1	100	3	33
Wick / Soft Peeling	0	-	0	-	0	-
Freeze	0	-	0	-	0	-
Take-out	25	60	5	60	30	60
Hit and Roll	0	-	0	-	0	-
Clearing	2	25	3	25	5	25
Double Take-out	0	-	0	-	0	-
Promotion Take-out	0	-	0	-	0	-
not considered	0	-	2	-	2	-
All Draws	52	63	53	63	105	63
All Take-outs	27	57	8	47	35	55
Total	79	61	61	61	140	61

#### SELLAR Jim

Type	In-turn		Out-turn		Total	
	%	%	%	%	%	%
Draw	12	58	0	-	12	58
Front	1	100	0	-	1	100
Guard	0	-	0	-	0	-
Raise	0	-	0	-	0	-
Wick / Soft Peeling	0	-	0	-	0	-
Freeze	0	-	0	-	0	-
Take-out	2	50	1	100	3	67
Hit and Roll	0	-	0	-	0	-
Clearing	0	-	0	-	0	-
Double Take-out	0	-	0	-	0	-
Promotion Take-out	0	-	0	-	0	-
not considered	0	-	0	-	0	-
All Draws	13	62	0	-	13	62
All Take-outs	2	50	1	100	3	67
Total	15	60	1	100	16	63

#### Team: GBR - Great Britain

Type	In-turn		Out-turn		Total	
	%	%	%	%	%	%
Draw	138	59	132	49	270	54
Front	15	75	19	93	34	85
Guard	18	56	22	67	40	62
Raise	19	62	14	41	33	53
Wick / Soft Peeling	0	-	0	-	0	-
Freeze	0	-	0	-	0	-
Take-out	89	53	58	51	147	52
Hit and Roll	0	-	0	-	0	-
Clearing	15	57	13	40	28	49
Double Take-out	0	-	0	-	0	-
Promotion Take-out	0	-	0	-	0	-
not considered	2	-	2	-	4	-
All Draws	190	60	187	55	377	58
All Take-outs	104	53	71	49	175	52
Total	294	58	258	53	552	56

Types in gray are not applicable for Wheelchair Curling Statistics



## CUMULATIVE PLAYER STATISTICS BY TEAM STATISTIQUES CUMULÉES DES JOUEURS PAR ÉQUIPE

As of THU 18 MAR 2010 / En date du JEU 18 MAR 2010

### GER - Germany

#### JAEGER Jens

Type	In-turn		Skip		Man Right	
	In-turn	%	Out-turn	%	Total	%
Draw	23	54	20	40	43	48
Front	0	-	0	-	0	-
Guard	6	71	4	75	10	73
Raise	5	40	1	0	6	33
Wick / Soft Peeling	0	-	0	-	0	-
Freeze	0	-	0	-	0	-
Take-out	30	49	26	33	56	42
Hit and Roll	0	-	0	-	0	-
Clearing	2	100	1	75	3	92
Double Take-out	0	-	0	-	0	-
Promotion Take-out	0	-	0	-	0	-
not considered	0	-	0	-	0	-
All Draws	34	55	25	44	59	50
All Take-outs	32	52	27	34	59	44
Total	66	54	52	39	118	47

#### SIERGER Marcus

Type	In-turn		Third		Man Right	
	In-turn	%	Out-turn	%	Total	%
Draw	20	29	15	68	35	46
Front	1	75	0	-	1	75
Guard	6	46	4	63	10	53
Raise	4	44	9	28	13	33
Wick / Soft Peeling	1	0	1	75	2	38
Freeze	0	-	0	-	0	-
Take-out	28	43	26	46	54	44
Hit and Roll	0	-	0	-	0	-
Clearing	14	29	5	60	19	37
Double Take-out	0	-	0	-	0	-
Promotion Take-out	0	-	0	-	0	-
not considered	0	-	0	-	0	-
All Draws	32	34	29	55	61	44
All Take-outs	42	38	31	48	73	42
Total	74	36	60	52	134	43

#### GAEBEL Jens

Type	In-turn		Second		Man Right	
	In-turn	%	Out-turn	%	Total	%
Draw	19	30	30	48	49	41
Front	0	-	1	0	1	0
Guard	5	60	3	75	8	66
Raise	2	0	2	50	4	25
Wick / Soft Peeling	0	-	0	-	0	-
Freeze	0	-	0	-	0	-
Take-out	30	50	17	62	47	54
Hit and Roll	0	-	0	-	0	-
Clearing	16	67	9	89	25	75
Double Take-out	0	-	0	-	0	-
Promotion Take-out	0	-	0	-	0	-
not considered	0	-	0	-	0	-
All Draws	26	34	36	49	62	42
All Take-outs	46	56	26	71	72	61
Total	72	48	62	58	134	53

#### STEGER Christiane

Type	In-turn		Lead		Woman Right	
	In-turn	%	Out-turn	%	Total	%
Draw	43	72	21	51	64	65
Front	18	86	11	68	29	79
Guard	3	8	2	50	5	25
Raise	0	-	0	-	0	-
Wick / Soft Peeling	0	-	2	0	2	0
Freeze	0	-	0	-	0	-
Take-out	22	31	5	80	27	40
Hit and Roll	0	-	0	-	0	-
Clearing	0	-	1	75	1	75
Double Take-out	0	-	0	-	0	-
Promotion Take-out	0	-	0	-	0	-
not considered	2	-	4	-	6	-
All Draws	64	73	36	53	100	66
All Take-outs	22	31	6	79	28	41
Total	86	62	42	57	128	61

#### HOER Astrid

Type	In-turn		Alternate		Woman Right	
	In-turn	%	Out-turn	%	Total	%
Draw	0	-	0	-	0	-
Front	9	28	3	67	12	38
Guard	0	-	0	-	0	-
Raise	0	-	0	-	0	-
Wick / Soft Peeling	0	-	0	-	0	-
Freeze	0	-	0	-	0	-
Take-out	0	-	0	-	0	-
Hit and Roll	0	-	0	-	0	-
Clearing	0	-	0	-	0	-
Double Take-out	0	-	0	-	0	-
Promotion Take-out	0	-	0	-	0	-
not considered	2	-	0	-	2	-
All Draws	9	28	3	67	12	38
All Take-outs	0	-	0	-	0	-
Total	9	28	3	67	12	38

#### Team: GER - Germany

Type	In-turn	%	Out-turn	%	Total	%
Draw	105	52	86	50	191	51
Front	28	67	15	63	43	66
Guard	20	51	13	67	33	58
Raise	11	34	12	29	23	32
Wick / Soft Peeling	1	0	3	25	4	19
Freeze	0	-	0	-	0	-
Take-out	110	44	74	47	184	45
Hit and Roll	0	-	0	-	0	-
Clearing	32	52	16	78	48	61
Double Take-out	0	-	0	-	0	-
Promotion Take-out	0	-	0	-	0	-
not considered	4	-	4	-	8	-
All Draws	165	53	129	51	294	52
All Take-outs	142	46	90	53	232	49
Total	307	50	219	52	526	51

Types in gray are not applicable for Wheelchair Curling Statistics





## CUMULATIVE PLAYER STATISTICS BY TEAM STATISTIQUES CUMULÉES DES JOUEURS PAR ÉQUIPE

As of THU 18 MAR 2010 / En date du JEU 18 MAR 2010

### ITA - Italy

#### TABANELLI Andrea

Type	In-turn		Skip		Man Right	
	In-turn	%	Out-turn	%	Total	%
Draw	26	55	21	48	47	52
Front	0	-	0	-	0	-
Guard	18	71	12	48	30	62
Raise	7	68	6	33	13	52
Wick / Soft Peeling	0	-	1	25	1	25
Freeze	0	-	0	-	0	-
Take-out	24	39	14	59	38	46
Hit and Roll	0	-	0	-	0	-
Clearing	2	100	0	-	2	100
Double Take-out	0	-	0	-	0	-
Promotion Take-out	0	-	0	-	0	-
not considered	1	-	1	-	2	-
All Draws	51	62	40	45	91	55
All Take-outs	26	43	14	59	40	49
Total	77	56	54	49	131	53

#### MARCHESE Egidio

Type	In-turn		Third		Man Right	
	In-turn	%	Out-turn	%	Total	%
Draw	23	54	14	54	37	54
Front	0	-	0	-	0	-
Guard	18	78	9	69	27	75
Raise	8	78	4	69	12	75
Wick / Soft Peeling	0	-	0	-	0	-
Freeze	0	-	0	-	0	-
Take-out	32	61	14	80	46	67
Hit and Roll	0	-	0	-	0	-
Clearing	5	65	3	100	8	78
Double Take-out	0	-	0	-	0	-
Promotion Take-out	0	-	0	-	0	-
not considered	0	-	0	-	0	-
All Draws	49	67	27	61	76	65
All Take-outs	37	61	17	84	54	69
Total	86	65	44	70	130	66

#### DALLAPICCOLA Gabriele

Type	In-turn		Second		Man Right	
	In-turn	%	Out-turn	%	Total	%
Draw	24	44	8	47	32	45
Front	0	-	2	100	2	100
Guard	8	81	9	75	17	78
Raise	4	63	1	0	5	50
Wick / Soft Peeling	1	75	0	-	1	75
Freeze	0	-	0	-	0	-
Take-out	26	71	21	54	47	63
Hit and Roll	0	-	0	-	0	-
Clearing	4	69	0	-	4	69
Double Take-out	0	-	0	-	0	-
Promotion Take-out	0	-	0	-	0	-
not considered	0	-	0	-	0	-
All Draws	37	55	20	63	57	57
All Take-outs	30	71	21	54	51	64
Total	67	62	41	58	108	60

#### MENARDI Angela

Type	In-turn		Lead		Woman Right	
	In-turn	%	Out-turn	%	Total	%
Draw	56	73	16	47	72	67
Front	22	92	3	100	25	93
Guard	4	69	1	25	5	60
Raise	5	55	1	50	6	54
Wick / Soft Peeling	0	-	0	-	0	-
Freeze	0	-	0	-	0	-
Take-out	19	51	9	50	28	51
Hit and Roll	0	-	0	-	0	-
Clearing	0	-	0	-	0	-
Double Take-out	0	-	0	-	0	-
Promotion Take-out	0	-	0	-	0	-
not considered	0	-	0	-	0	-
All Draws	87	76	21	54	108	72
All Take-outs	19	51	9	50	28	51
Total	106	72	30	53	136	68

#### SPELORZI Emanuele

Type	In-turn		Alternate		Man Right	
	In-turn	%	Out-turn	%	Total	%
Draw	5	60	6	38	11	48
Front	1	100	0	-	1	100
Guard	6	92	0	-	6	92
Raise	2	25	2	75	4	50
Wick / Soft Peeling	0	-	0	-	0	-
Freeze	0	-	0	-	0	-
Take-out	7	18	5	100	12	52
Hit and Roll	0	-	0	-	0	-
Clearing	0	-	0	-	0	-
Double Take-out	0	-	0	-	0	-
Promotion Take-out	0	-	0	-	0	-
not considered	0	-	0	-	0	-
All Draws	14	71	8	47	22	63
All Take-outs	7	18	5	100	12	52
Total	21	54	13	67	34	59

#### Team: ITA - Italy

Type	In-turn	%	Out-turn	%	Total	%
Draw	134	60	65	48	199	56
Front	23	92	5	100	28	94
Guard	54	77	31	61	85	71
Raise	26	64	14	48	40	59
Wick / Soft Peeling	1	75	1	25	2	50
Freeze	0	-	0	-	0	-
Take-out	108	54	63	64	171	58
Hit and Roll	0	-	0	-	0	-
Clearing	11	73	3	100	14	79
Double Take-out	0	-	0	-	0	-
Promotion Take-out	0	-	0	-	0	-
not considered	1	-	1	-	2	-
All Draws	238	68	116	53	354	63
All Take-outs	119	56	66	66	185	59
Total	357	64	182	58	539	62

Types in gray are not applicable for Wheelchair Curling Statistics





## CUMULATIVE PLAYER STATISTICS BY TEAM STATISTIQUES CUMULÉES DES JOUEURS PAR ÉQUIPE

As of THU 18 MAR 2010 / En date du JEU 18 MAR 2010

### JPN - Japan

#### NAKAJIMA Yoji

Type	In-turn		Skip		Man Right		Total	%
	In-turn	%	Out-turn	%	Total	%		
Draw	27	34	24	41	51	37		
Front	1	100	0	-	1	100		
Guard	5	70	12	75	17	74		
Raise	16	19	11	39	27	27		
Wick / Soft Peeling	0	-	3	17	3	17		
Freeze	0	-	0	-	0	-		
Take-out	18	31	16	30	34	30		
Hit and Roll	0	-	0	-	0	-		
Clearing	1	100	1	100	2	100		
Double Take-out	0	-	0	-	0	-		
Promotion Take-out	0	-	0	-	0	-		
not considered	0	-	0	-	0	-		
All Draws	49	34	50	47	99	41		
All Take-outs	19	34	17	34	36	34		
Total	68	34	67	44	135	39		

#### ICHIKAWA Katsuo

Type	In-turn		Third		Man Right		Total	%
	In-turn	%	Out-turn	%	Total	%		
Draw	23	38	28	46	51	43		
Front	0	-	1	75	1	75		
Guard	5	85	4	50	9	69		
Raise	16	44	14	48	30	46		
Wick / Soft Peeling	1	100	0	-	1	100		
Freeze	0	-	0	-	0	-		
Take-out	25	48	18	65	43	55		
Hit and Roll	0	-	0	-	0	-		
Clearing	1	100	2	13	3	42		
Double Take-out	0	-	0	-	0	-		
Promotion Take-out	0	-	0	-	0	-		
not considered	0	-	0	-	0	-		
All Draws	45	47	47	48	92	47		
All Take-outs	26	50	20	60	46	54		
Total	71	48	67	51	138	50		

#### HIDAI Takashi

Type	In-turn		Second		Man Right		Total	%
	In-turn	%	Out-turn	%	Total	%		
Draw	20	46	15	47	35	46		
Front	0	-	0	-	0	-		
Guard	6	63	7	61	13	62		
Raise	5	50	9	64	14	59		
Wick / Soft Peeling	0	-	0	-	0	-		
Freeze	0	-	0	-	0	-		
Take-out	6	25	9	17	15	20		
Hit and Roll	0	-	0	-	0	-		
Clearing	1	50	2	13	3	25		
Double Take-out	0	-	0	-	0	-		
Promotion Take-out	0	-	0	-	0	-		
not considered	0	-	0	-	0	-		
All Draws	31	50	31	55	62	52		
All Take-outs	7	29	11	16	18	21		
Total	38	46	42	45	80	45		

#### SAITOH Ayako

Type	In-turn		Lead		Woman Right		Total	%
	In-turn	%	Out-turn	%	Total	%		
Draw	38	60	35	54	73	57		
Front	21	99	26	94	47	96		
Guard	2	88	3	50	5	65		
Raise	5	80	1	75	6	79		
Wick / Soft Peeling	0	-	0	-	0	-		
Freeze	0	-	0	-	0	-		
Take-out	5	40	4	25	9	33		
Hit and Roll	0	-	0	-	0	-		
Clearing	0	-	0	-	0	-		
Double Take-out	0	-	0	-	0	-		
Promotion Take-out	0	-	0	-	0	-		
not considered	0	-	0	-	0	-		
All Draws	66	75	65	70	131	72		
All Take-outs	5	40	4	25	9	33		
Total	71	72	69	67	140	70		

#### OGAWA Aki

Type	In-turn		Alternate		Woman Right		Total	%
	In-turn	%	Out-turn	%	Total	%		
Draw	21	44	22	48	43	46		
Front	2	100	0	-	2	100		
Guard	1	0	2	63	3	42		
Raise	2	75	5	35	7	46		
Wick / Soft Peeling	0	-	0	-	0	-		
Freeze	0	-	0	-	0	-		
Take-out	3	0	2	0	5	0		
Hit and Roll	0	-	0	-	0	-		
Clearing	0	-	0	-	0	-		
Double Take-out	0	-	0	-	0	-		
Promotion Take-out	0	-	0	-	0	-		
not considered	0	-	0	-	0	-		
All Draws	26	49	29	47	55	48		
All Take-outs	3	0	2	0	5	0		
Total	29	44	31	44	60	44		

#### Team: JPN - Japan

Type	In-turn	%	Out-turn	%	Total	%
Draw	129	46	124	48	253	47
Front	24	99	27	94	51	96
Guard	19	70	28	64	47	66
Raise	44	41	40	48	84	44
Wick / Soft Peeling	1	100	3	17	4	38
Freeze	0	-	0	-	0	-
Take-out	57	37	49	39	106	38
Hit and Roll	0	-	0	-	0	-
Clearing	3	83	5	30	8	50
Double Take-out	0	-	0	-	0	-
Promotion Take-out	0	-	0	-	0	-
not considered	0	-	0	-	0	-
All Draws	217	53	222	55	439	54
All Take-outs	60	39	54	38	114	39
Total	277	50	276	52	553	51

Types in gray are not applicable for Wheelchair Curling Statistics



## CUMULATIVE PLAYER STATISTICS BY TEAM STATISTIQUES CUMULÉES DES JOUEURS PAR ÉQUIPE

As of THU 18 MAR 2010 / En date du JEU 18 MAR 2010

### KOR - Korea

#### KIM Haksung

Type	In-turn		Skip		Man Right	
	In-turn	%	Out-turn	%	Total	%
Draw	28	63	14	32	42	52
Front	0	-	0	-	0	-
Guard	13	79	10	63	23	72
Raise	3	58	4	44	7	50
Wick / Soft Peeling	0	-	0	-	0	-
Freeze	0	-	0	-	0	-
Take-out	38	53	16	41	54	50
Hit and Roll	0	-	0	-	0	-
Clearing	6	46	4	75	10	58
Double Take-out	0	-	0	-	0	-
Promotion Take-out	0	-	0	-	0	-
not considered	0	-	0	-	0	-
All Draws	44	67	28	45	72	58
All Take-outs	44	52	20	48	64	51
Total	88	60	48	46	136	55

#### KIM Myungjin

Type	In-turn		Third		Man Right	
	In-turn	%	Out-turn	%	Total	%
Draw	28	46	15	75	43	56
Front	0	-	0	-	0	-
Guard	9	61	6	63	15	62
Raise	9	33	4	50	13	38
Wick / Soft Peeling	0	-	0	-	0	-
Freeze	0	-	0	-	0	-
Take-out	40	52	16	55	56	53
Hit and Roll	0	-	0	-	0	-
Clearing	7	79	2	75	9	78
Double Take-out	0	-	0	-	0	-
Promotion Take-out	0	-	0	-	0	-
not considered	1	-	1	-	2	-
All Draws	46	47	25	68	71	54
All Take-outs	47	56	18	57	65	56
Total	93	51	43	63	136	55

#### CHO Yanghyun

Type	In-turn		Second		Man Right	
	In-turn	%	Out-turn	%	Total	%
Draw	16	52	11	36	27	45
Front	1	100	0	-	1	100
Guard	3	25	4	88	7	61
Raise	4	75	0	-	4	75
Wick / Soft Peeling	0	-	0	-	0	-
Freeze	0	-	0	-	0	-
Take-out	17	76	29	59	46	65
Hit and Roll	0	-	0	-	0	-
Clearing	2	100	3	50	5	70
Double Take-out	0	-	0	-	0	-
Promotion Take-out	0	-	0	-	0	-
not considered	0	-	0	-	0	-
All Draws	24	54	15	50	39	53
All Take-outs	19	79	32	58	51	66
Total	43	65	47	55	90	60

#### KANG Misuk

Type	In-turn		Lead		Woman Right	
	In-turn	%	Out-turn	%	Total	%
Draw	62	57	21	56	83	57
Front	22	83	7	96	29	86
Guard	3	75	1	0	4	56
Raise	1	100	1	0	2	50
Wick / Soft Peeling	0	-	0	-	0	-
Freeze	0	-	0	-	0	-
Take-out	15	50	5	70	20	55
Hit and Roll	0	-	0	-	0	-
Clearing	0	-	0	-	0	-
Double Take-out	0	-	0	-	0	-
Promotion Take-out	0	-	0	-	0	-
not considered	0	-	0	-	0	-
All Draws	88	65	30	62	118	64
All Take-outs	15	50	5	70	20	55
Total	103	63	35	63	138	63

#### PARK Kilwoo

Type	In-turn		Alternate		Man Right	
	In-turn	%	Out-turn	%	Total	%
Draw	7	64	7	43	14	54
Front	0	-	0	-	0	-
Guard	2	38	1	25	3	33
Raise	2	0	1	100	3	33
Wick / Soft Peeling	0	-	0	-	0	-
Freeze	0	-	0	-	0	-
Take-out	15	57	6	33	21	50
Hit and Roll	0	-	0	-	0	-
Clearing	4	50	3	33	7	43
Double Take-out	0	-	0	-	0	-
Promotion Take-out	0	-	0	-	0	-
not considered	0	-	0	-	0	-
All Draws	11	48	9	47	20	48
All Take-outs	19	55	9	33	28	48
Total	30	53	18	40	48	48

#### Team: KOR - Korea

Type	In-turn	%	Out-turn	%	Total	%
Draw	141	56	68	51	209	54
Front	23	84	7	96	30	87
Guard	30	65	22	63	52	64
Raise	19	46	10	48	29	47
Wick / Soft Peeling	0	-	0	-	0	-
Freeze	0	-	0	-	0	-
Take-out	125	56	72	52	197	55
Hit and Roll	0	-	0	-	0	-
Clearing	19	64	12	58	31	62
Double Take-out	0	-	0	-	0	-
Promotion Take-out	0	-	0	-	0	-
not considered	1	-	1	-	2	-
All Draws	213	59	107	56	320	58
All Take-outs	144	57	84	53	228	56
Total	357	58	191	55	548	57

Types in gray are not applicable for Wheelchair Curling Statistics



## CUMULATIVE PLAYER STATISTICS BY TEAM STATISTIQUES CUMULÉES DES JOUEURS PAR ÉQUIPE

As of THU 18 MAR 2010 / En date du JEU 18 MAR 2010

### NOR - Norway

#### LORENTSEN Rune

Type	In-turn		Skip		Man Right		Total	%
	In-turn	%	Out-turn	%	Total	%		
Draw	24	43	23	48	47	45		
Front	0	-	1	50	1	50		
Guard	8	66	11	68	19	67		
Raise	14	45	4	50	18	46		
Wick / Soft Peeling	0	-	0	-	0	-		
Freeze	0	-	0	-	0	-		
Take-out	26	49	21	27	47	39		
Hit and Roll	0	-	0	-	0	-		
Clearing	2	100	3	67	5	80		
Double Take-out	0	-	0	-	0	-		
Promotion Take-out	0	-	0	-	0	-		
not considered	0	-	0	-	0	-		
All Draws	46	47	39	54	85	50		
All Take-outs	28	53	24	32	52	43		
Total	74	49	63	46	137	48		

#### STORDAHL Jostein

Type	In-turn		Third		Man Right		Total	%
	In-turn	%	Out-turn	%	Total	%		
Draw	21	52	20	58	41	55		
Front	0	-	0	-	0	-		
Guard	10	85	6	92	16	88		
Raise	2	63	7	36	9	42		
Wick / Soft Peeling	0	-	0	-	0	-		
Freeze	0	-	0	-	0	-		
Take-out	39	48	29	46	68	47		
Hit and Roll	0	-	0	-	0	-		
Clearing	6	88	0	-	6	88		
Double Take-out	0	-	0	-	0	-		
Promotion Take-out	0	-	0	-	0	-		
not considered	0	-	0	-	0	-		
All Draws	33	63	33	59	66	61		
All Take-outs	45	53	29	46	74	50		
Total	78	57	62	53	140	55		

#### SKOGSTAD Geir Arne

Type	In-turn		Second		Man Right		Total	%
	In-turn	%	Out-turn	%	Total	%		
Draw	31	56	23	40	54	49		
Front	0	-	0	-	0	-		
Guard	6	54	4	44	10	50		
Raise	5	40	6	54	11	48		
Wick / Soft Peeling	0	-	0	-	0	-		
Freeze	0	-	0	-	0	-		
Take-out	23	71	29	47	52	58		
Hit and Roll	0	-	0	-	0	-		
Clearing	10	40	3	83	13	50		
Double Take-out	0	-	0	-	0	-		
Promotion Take-out	0	-	0	-	0	-		
not considered	0	-	0	-	0	-		
All Draws	42	54	33	43	75	49		
All Take-outs	33	61	32	51	65	56		
Total	75	57	65	47	140	52		

#### TYSTAD Lene

Type	In-turn		Lead		Woman Right		Total	%
	In-turn	%	Out-turn	%	Total	%		
Draw	32	60	11	59	43	60		
Front	20	94	9	78	29	89		
Guard	1	0	0	-	1	0		
Raise	1	75	1	100	2	88		
Wick / Soft Peeling	0	-	0	-	0	-		
Freeze	0	-	0	-	0	-		
Take-out	9	78	4	25	13	62		
Hit and Roll	0	-	0	-	0	-		
Clearing	1	100	1	0	2	50		
Double Take-out	0	-	0	-	0	-		
Promotion Take-out	0	-	0	-	0	-		
not considered	1	-	1	-	2	-		
All Draws	54	72	21	69	75	71		
All Take-outs	10	80	5	20	15	60		
Total	64	73	26	60	90	69		

#### SAMDAL Anne Mette

Type	In-turn		Alternate		Woman Right		Total	%
	In-turn	%	Out-turn	%	Total	%		
Draw	19	75	8	25	27	60		
Front	5	60	2	88	7	68		
Guard	3	25	0	-	3	25		
Raise	0	-	0	-	0	-		
Wick / Soft Peeling	1	0	0	-	1	0		
Freeze	0	-	0	-	0	-		
Take-out	6	25	3	67	9	39		
Hit and Roll	0	-	0	-	0	-		
Clearing	1	100	0	-	1	100		
Double Take-out	0	-	0	-	0	-		
Promotion Take-out	0	-	0	-	0	-		
not considered	0	-	0	-	0	-		
All Draws	28	64	10	38	38	57		
All Take-outs	7	36	3	67	10	45		
Total	35	59	13	44	48	55		

#### Team: NOR - Norway

Type	In-turn	%	Out-turn	%	Total	%
Draw	127	57	85	47	212	53
Front	25	87	12	77	37	84
Guard	28	63	21	70	49	66
Raise	22	47	18	49	40	48
Wick / Soft Peeling	1	0	0	-	1	0
Freeze	0	-	0	-	0	-
Take-out	103	55	86	42	189	49
Hit and Roll	0	-	0	-	0	-
Clearing	20	66	7	64	27	66
Double Take-out	0	-	0	-	0	-
Promotion Take-out	0	-	0	-	0	-
not considered	1	-	1	-	2	-
All Draws	203	60	136	54	339	57
All Take-outs	123	57	93	43	216	51
Total	326	59	229	49	555	55

Types in gray are not applicable for Wheelchair Curling Statistics



## CUMULATIVE PLAYER STATISTICS BY TEAM STATISTIQUES CUMULÉES DES JOUEURS PAR ÉQUIPE

As of THU 18 MAR 2010 / En date du JEU 18 MAR 2010

### SUI - Switzerland

#### BOLLIGER Manfred

Type	In-turn		Skip		Man Right	
	In-turn	%	Out-turn	%	Total	%
Draw	31	35	23	41	54	38
Front	0	-	0	-	0	-
Guard	6	71	4	69	10	70
Raise	12	31	5	5	17	24
Wick / Soft Peeling	3	17	0	-	3	17
Freeze	0	-	0	-	0	-
Take-out	23	49	22	22	45	36
Hit and Roll	0	-	0	-	0	-
Clearing	0	-	0	-	0	-
Double Take-out	0	-	0	-	0	-
Promotion Take-out	0	-	0	-	0	-
not considered	0	-	1	-	1	-
All Draws	52	37	32	39	84	38
All Take-outs	23	49	22	22	45	36
Total	75	41	54	32	129	37

#### HUETTENMOSER Claudia

Type	In-turn		Third		Woman Left	
	In-turn	%	Out-turn	%	Total	%
Draw	35	42	31	53	66	47
Front	1	100	2	100	3	100
Guard	1	75	5	60	6	63
Raise	9	17	4	38	13	23
Wick / Soft Peeling	0	-	2	100	2	100
Freeze	0	-	0	-	0	-
Take-out	20	30	19	16	39	23
Hit and Roll	0	-	0	-	0	-
Clearing	1	100	0	-	1	100
Double Take-out	0	-	0	-	0	-
Promotion Take-out	0	-	0	-	0	-
not considered	0	-	0	-	0	-
All Draws	46	39	44	57	90	48
All Take-outs	21	33	19	16	40	25
Total	67	37	63	44	130	41

#### MEYER Daniel

Type	In-turn		Second		Man Right	
	In-turn	%	Out-turn	%	Total	%
Draw	18	47	18	47	36	47
Front	1	50	0	-	1	50
Guard	1	0	2	50	3	33
Raise	1	0	6	58	7	50
Wick / Soft Peeling	0	-	0	-	0	-
Freeze	0	-	0	-	0	-
Take-out	11	34	19	34	30	34
Hit and Roll	0	-	0	-	0	-
Clearing	3	33	4	44	7	39
Double Take-out	0	-	0	-	0	-
Promotion Take-out	0	-	0	-	0	-
not considered	0	-	0	-	0	-
All Draws	21	43	26	50	47	47
All Take-outs	14	34	23	36	37	35
Total	35	39	49	43	84	42

#### KEHRLI Anton

Type	In-turn		Lead		Man Left	
	In-turn	%	Out-turn	%	Total	%
Draw	29	45	35	44	64	45
Front	11	82	11	84	22	83
Guard	4	63	7	57	11	59
Raise	4	44	4	19	8	31
Wick / Soft Peeling	0	-	0	-	0	-
Freeze	0	-	0	-	0	-
Take-out	15	48	8	19	23	38
Hit and Roll	0	-	0	-	0	-
Clearing	1	50	1	100	2	75
Double Take-out	0	-	0	-	0	-
Promotion Take-out	0	-	0	-	0	-
not considered	0	-	0	-	0	-
All Draws	48	55	57	52	105	53
All Take-outs	16	48	9	28	25	41
Total	64	53	66	48	130	51

#### BIERI Martin

Type	In-turn		Alternate		Man Right	
	In-turn	%	Out-turn	%	Total	%
Draw	17	44	9	39	26	42
Front	8	69	4	69	12	69
Guard	2	88	1	100	3	92
Raise	0	-	1	50	1	50
Wick / Soft Peeling	0	-	0	-	0	-
Freeze	0	-	0	-	0	-
Take-out	3	100	1	75	4	94
Hit and Roll	0	-	0	-	0	-
Clearing	0	-	0	-	0	-
Double Take-out	0	-	0	-	0	-
Promotion Take-out	0	-	0	-	0	-
not considered	0	-	0	-	0	-
All Draws	27	55	15	52	42	54
All Take-outs	3	100	1	75	4	94
Total	30	59	16	53	46	57

#### Team: SUI - Switzerland

Type	In-turn	%	Out-turn	%	Total	%
Draw	130	42	116	46	246	44
Front	21	76	17	82	38	79
Guard	14	66	19	62	33	64
Raise	26	27	20	33	46	29
Wick / Soft Peeling	3	17	2	100	5	50
Freeze	0	-	0	-	0	-
Take-out	72	43	69	24	141	34
Hit and Roll	0	-	0	-	0	-
Clearing	5	50	5	55	10	53
Double Take-out	0	-	0	-	0	-
Promotion Take-out	0	-	0	-	0	-
not considered	0	-	1	-	1	-
All Draws	194	45	174	50	368	48
All Take-outs	77	44	74	26	151	35
Total	271	45	248	43	519	44

Types in gray are not applicable for Wheelchair Curling Statistics



## CUMULATIVE PLAYER STATISTICS BY TEAM STATISTIQUES CUMULÉES DES JOUEURS PAR ÉQUIPE

As of THU 18 MAR 2010 / En date du JEU 18 MAR 2010

### SWE - Sweden

#### JUNGNELL Jalle

Type	In-turn		Skip		Man Right	
	In-turn	%	Out-turn	%	Total	%
Draw	18	43	34	29	52	34
Front	1	0	0	-	1	0
Guard	14	66	11	52	25	60
Raise	6	50	9	39	15	43
Wick / Soft Peeling	0	-	0	-	0	-
Freeze	0	-	0	-	0	-
Take-out	27	52	14	46	41	50
Hit and Roll	0	-	0	-	0	-
Clearing	5	50	2	25	7	43
Double Take-out	0	-	0	-	0	-
Promotion Take-out	0	-	0	-	0	-
not considered	1	-	0	-	1	-
All Draws	39	51	54	36	93	42
All Take-outs	32	52	16	44	48	49
Total	71	51	70	38	141	45

#### IKONEN Glenn

Type	In-turn		Third		Man Right	
	In-turn	%	Out-turn	%	Total	%
Draw	35	47	19	38	54	44
Front	0	-	0	-	0	-
Guard	19	74	6	71	25	73
Raise	6	33	5	55	11	43
Wick / Soft Peeling	2	100	0	-	2	100
Freeze	0	-	0	-	0	-
Take-out	24	51	14	39	38	47
Hit and Roll	0	-	0	-	0	-
Clearing	5	80	4	100	9	89
Double Take-out	0	-	0	-	0	-
Promotion Take-out	0	-	0	-	0	-
not considered	0	-	1	-	1	-
All Draws	62	56	30	48	92	53
All Take-outs	29	56	18	53	47	55
Total	91	56	48	49	139	54

#### BURMAN Patrik

Type	In-turn		Second		Man Right	
	In-turn	%	Out-turn	%	Total	%
Draw	29	51	29	34	58	42
Front	3	83	3	83	6	83
Guard	2	63	7	89	9	83
Raise	5	80	2	0	7	57
Wick / Soft Peeling	0	-	0	-	0	-
Freeze	0	-	0	-	0	-
Take-out	24	68	21	64	45	66
Hit and Roll	0	-	0	-	0	-
Clearing	12	71	3	83	15	73
Double Take-out	0	-	0	-	0	-
Promotion Take-out	0	-	0	-	0	-
not considered	0	-	2	-	2	-
All Draws	39	58	41	45	80	51
All Take-outs	36	69	24	67	60	68
Total	75	63	65	53	140	58

#### WILHELM Anette

Type	In-turn		Lead		Woman Right	
	In-turn	%	Out-turn	%	Total	%
Draw	64	66	16	50	80	63
Front	26	94	10	83	36	91
Guard	1	25	2	75	3	58
Raise	2	50	0	-	2	50
Wick / Soft Peeling	1	0	0	-	1	0
Freeze	0	-	0	-	0	-
Take-out	13	58	3	0	16	47
Hit and Roll	0	-	0	-	0	-
Clearing	1	0	0	-	1	0
Double Take-out	0	-	0	-	0	-
Promotion Take-out	0	-	0	-	0	-
not considered	0	-	2	-	2	-
All Draws	94	72	28	63	122	70
All Take-outs	14	54	3	0	17	44
Total	108	70	31	57	139	67

#### KALLIN Patrik

Type	In-turn		Alternate		Man Right	
	In-turn	%	Out-turn	%	Total	%
Draw	0	-	0	-	0	-
Front	0	-	0	-	0	-
Guard	0	-	0	-	0	-
Raise	0	-	0	-	0	-
Wick / Soft Peeling	0	-	0	-	0	-
Freeze	0	-	0	-	0	-
Take-out	0	-	0	-	0	-
Hit and Roll	0	-	0	-	0	-
Clearing	0	-	0	-	0	-
Double Take-out	0	-	0	-	0	-
Promotion Take-out	0	-	0	-	0	-
not considered	0	-	0	-	0	-
All Draws	0	-	0	-	0	-
All Take-outs	0	-	0	-	0	-
Total	0	-	0	-	0	-

#### Team: SWE - Sweden

Type	In-turn	%	Out-turn	%	Total	%
Draw	146	55	98	36	244	48
Front	30	90	13	83	43	88
Guard	36	69	26	68	62	69
Raise	19	53	16	39	35	46
Wick / Soft Peeling	3	67	0	-	3	67
Freeze	0	-	0	-	0	-
Take-out	88	57	52	49	140	54
Hit and Roll	0	-	0	-	0	-
Clearing	23	65	9	78	32	69
Double Take-out	0	-	0	-	0	-
Promotion Take-out	0	-	0	-	0	-
not considered	1	-	5	-	6	-
All Draws	234	62	153	46	387	55
All Take-outs	111	59	61	53	172	57
Total	345	61	214	48	559	56

Types in gray are not applicable for Wheelchair Curling Statistics



## CUMULATIVE PLAYER STATISTICS BY TEAM STATISTIQUES CUMULÉES DES JOUEURS PAR ÉQUIPE

As of THU 18 MAR 2010 / En date du JEU 18 MAR 2010

### USA - United States of America

#### PEREZ Augusto

Type	In-turn		Skip		Man Right	
	In-turn	%	Out-turn	%	Total	%
Draw	32	47	21	39	53	44
Front	0	-	0	-	0	-
Guard	11	61	8	78	19	68
Raise	14	57	3	33	17	53
Wick / Soft Peeling	0	-	0	-	0	-
Freeze	0	-	0	-	0	-
Take-out	29	66	15	47	44	60
Hit and Roll	0	-	0	-	0	-
Clearing	5	85	0	-	5	85
Double Take-out	0	-	0	-	0	-
Promotion Take-out	0	-	0	-	0	-
not considered	0	-	4	-	4	-
All Draws	57	52	32	48	89	51
All Take-outs	34	69	15	47	49	62
Total	91	59	47	48	138	55

#### McDONALD Patrick

Type	In-turn		Third		Man Right	
	In-turn	%	Out-turn	%	Total	%
Draw	22	41	13	58	35	47
Front	2	100	0	-	2	100
Guard	9	83	8	69	17	76
Raise	7	32	2	50	9	36
Wick / Soft Peeling	0	-	0	-	0	-
Freeze	0	-	0	-	0	-
Take-out	22	44	31	52	53	49
Hit and Roll	0	-	0	-	0	-
Clearing	4	38	8	59	12	52
Double Take-out	0	-	0	-	0	-
Promotion Take-out	0	-	0	-	0	-
not considered	0	-	0	-	0	-
All Draws	40	52	23	61	63	55
All Take-outs	26	43	39	54	65	50
Total	66	48	62	56	128	52

#### PIERCE Jim

Type	In-turn		Second		Man Centre	
	In-turn	%	Out-turn	%	Total	%
Draw	24	54	16	50	40	53
Front	1	75	4	100	5	95
Guard	6	58	5	60	11	59
Raise	2	50	4	75	6	67
Wick / Soft Peeling	0	-	0	-	0	-
Freeze	0	-	0	-	0	-
Take-out	23	65	28	59	51	62
Hit and Roll	0	-	0	-	0	-
Clearing	9	67	9	72	18	69
Double Take-out	0	-	0	-	0	-
Promotion Take-out	0	-	0	-	0	-
not considered	0	-	1	-	1	-
All Draws	33	55	29	62	62	58
All Take-outs	32	66	37	62	69	64
Total	65	60	66	62	131	61

#### KAPINOWSKI Jacqui

Type	In-turn		Lead		Woman Left	
	In-turn	%	Out-turn	%	Total	%
Draw	28	51	40	69	68	61
Front	10	95	22	85	32	88
Guard	3	33	3	75	6	54
Raise	4	75	0	-	4	75
Wick / Soft Peeling	1	50	0	-	1	50
Freeze	0	-	0	-	0	-
Take-out	19	61	5	45	24	57
Hit and Roll	0	-	0	-	0	-
Clearing	3	33	0	-	3	33
Double Take-out	0	-	0	-	0	-
Promotion Take-out	0	-	0	-	0	-
not considered	0	-	6	-	6	-
All Draws	46	61	65	75	111	69
All Take-outs	22	57	5	45	27	55
Total	68	60	70	73	138	66

#### JOSEPH Jimmy

Type	In-turn		Alternate		Man Right	
	In-turn	%	Out-turn	%	Total	%
Draw	6	46	3	58	9	50
Front	0	-	1	100	1	100
Guard	4	81	0	-	4	81
Raise	2	0	2	50	4	25
Wick / Soft Peeling	0	-	0	-	0	-
Freeze	0	-	0	-	0	-
Take-out	4	50	2	50	6	50
Hit and Roll	0	-	0	-	0	-
Clearing	2	0	1	0	3	0
Double Take-out	0	-	0	-	0	-
Promotion Take-out	0	-	0	-	0	-
not considered	0	-	1	-	1	-
All Draws	12	50	6	63	18	54
All Take-outs	6	33	3	33	9	33
Total	18	44	9	53	27	47

#### Team: USA - United States of America

Type	In-turn	%	Out-turn	%	Total	%
Draw	112	48	93	57	205	52
Front	13	94	27	88	40	90
Guard	33	67	24	71	57	68
Raise	29	49	11	55	40	51
Wick / Soft Peeling	1	50	0	-	1	50
Freeze	0	-	0	-	0	-
Take-out	97	59	81	53	178	56
Hit and Roll	0	-	0	-	0	-
Clearing	23	55	18	63	41	59
Double Take-out	0	-	0	-	0	-
Promotion Take-out	0	-	0	-	0	-
not considered	0	-	12	-	12	-
All Draws	188	55	155	64	343	59
All Take-outs	120	59	99	55	219	57
Total	308	56	254	61	562	58

Types in gray are not applicable for Wheelchair Curling Statistics



## SESSION RESULTS AND STANDINGS RÉSULTATS DE LA SESSION ET CLASSEMENT

THU 18 MAR 2010 / JEU 18 MAR 2010 START TIME / DÉBUT 18:00

Sheet	Round	Team	LSFE	1	2	3	4	5	6	7	8	Extra	Ends	Total
A	9	JPN - Japan		0	0	0	0	3	0	1	X			4
	9	GBR - Great Britain	*	2	1	1	2	0	4	0	X			10
B	9	SUI - Switzerland	*	0	3	1	2	3	0	1	X			10
	9	NOR - Norway		1	0	0	0	0	3	0	X			4
C	9	GER - Germany		0	0	1	0	1	0	1	X			3
	9	SWE - Sweden	*	2	1	0	2	0	5	0	X			10
D	9	ITA - Italy		1	0	2	0	0	4	0	1			8
	9	CAN - Canada	*	0	1	0	2	2	0	2	0			7

### Standings After Round Robin

Rank	Team	Games	Wins	Losses		
1	CAN - Canada	9	7	2	Q	w1
2	USA - United States of America	9	7	2	Q	w0
3	KOR - Korea	9	6	3	Q	
4	ITA - Italy	9	5	4	TB	w1
4	SWE - Sweden	9	5	4	TB	w0
6	GBR - Great Britain	9	3	6		w3
7	SUI - Switzerland	9	3	6		w2,2
8	GER - Germany	9	3	6		w2,1
9	NOR - Norway	9	3	6		w2,0
10	JPN - Japan	9	3	6		w1

#### Tie-breaker schedule:

FRI 19 MAR 14:30 TB1 ITA - SWE

#### LEGEND

LSFE (\*) Last stone first end

wx Number of wins (x) against tied teams

Q Qualified for the semifinals

X Unplayed/unfinished end due to concession

TB Involved in the tie-breaker





## SESSION REVIEW / SYNTHÈSE DE LA SESSION

THU 18 MAR 2010 / JEU 18 MAR 2010 START TIME / DÉBUT 18:00

### Session 12: GBR 10-4 JPN, SUI 10-4 NOR, SWE 10-3 GER, ITA 8-7 CAN

VANCOUVER, Mar 18 - With wins in Session 12, the last of Round Robin play, Sweden and Italy earned a Tie-breaker game to determine fourth place and the final spot in the Semifinals in the Wheelchair Curling tournament at Vancouver Paralympic Centre.

#### GBR 10-4 JPN (Sheet A)

Great Britain skip Michael McCREADIE (GBR) stayed on the sidelines in Session 12 as Aileen NEILSON (GBR), who threw fourth stones as usual, also skipped the game.

Great Britain took an early 3-0 lead by scoring a deuce in the first end and stealing a point in the second end.

A messy house in the third end resulted in yet another steal of one point for Great Britain.

The complicated play continued in the fourth end. Unfortunately for Japan, Great Britain had better stone placement, resulting in another steal of two points for Great Britain.

Japan improved its shot-making in the fifth end to get on the scoreboard with three points.

Great Britain drew for four points in the sixth end to take a 10-3 lead.

Japan picked up a single in the seventh end, then Great Britain ran Japan out of rocks in the eighth end to win the game 10-4.

#### SUI 10-4 NOR (Sheet B)

Switzerland placed alternate Martin BIERI (SUI) in the line-up for its final game of the tournament.

Norway stole one point in the first end, but Switzerland hit for three points in the second end.

On a measurement, Switzerland stole one point in the third end to take a 4-1 lead.

In the fourth end, facing two Switzerland counters with his final stone, Norway Skip Rune LORENTSEN (NOR) came up heavy, giving up a steal of two and a 6-1 lead to Switzerland.

It was all Switzerland again in the fifth end as it created another difficult situation for LORENTSEN (NOR). Facing three Swiss stones, LORENTSEN (NOR) came up short handing Switzerland a steal of three points and a 9-1 lead.

The situation improved for Norway in the sixth end as it scored three points to reduce the gap to 9-4 for Switzerland.

It was handshakes after Switzerland added another single in the seventh end to win the game 10-4.

#### SWE 10-3 GER (Sheet C)

Germany third Marcus SIEGER (GER) took over skipping duties for Jens JAEGER (GER) as JAEGER (GER) sat out Session 12. Alternate Astrid HOER (GER) came into the game at lead position.

Sweden scored two points in the first end and stole one point in the second end to take a 3-0 lead.

Germany got on the scoreboard with a hit for a single in the third end.





Sweden came right back with a deuce in the fourth end to extend its lead to 5-1.

Germany picked up a single in the fifth end to make the score 5-2, but Sweden took a commanding 10-2 lead in the sixth end by scoring five points.

It was handshakes after Germany took one point in the seventh end, conceding the 10-3 victory to Sweden.

### **ITA 8-7 CAN (Sheet D)**

Canada brought alternate Bruno YIZEK (CAN) into the line-up at the second position, replacing Ina FORREST (CAN).

With his last shot in the first end, Canada skip Jim ARMSTRONG (CAN) hit one Italy counter to give up a steal of one point.

In the second end, ARMSTRONG (CAN) flashed his first stone, but came up with a draw to the button with his second shot to score one point and tie the game.

Italy scored a deuce in the third end to take a 3-1 lead.

Canada made some good draw shots in the fourth end, forcing Italy to hit. Canada picked up a deuce to tie the game 3-3.

Both teams were not sharp in the fifth end with a number of misses, but it was Canada taking advantage of the situation by stealing two points and taking a 5-3 lead.

Successful hits and draws by Italy and misses by Canada in the sixth end gave Italy skip Andrea TABANELLI (ITA) the chance to draw for four points and take a 7-5 lead.

With a wall of rocks from both teams at the back of the house, Canada drew for two points in the seventh end to even the score 7-7.

It was a tension-filled final end, providing plenty of excitement for the 2,855 fans in the stands, as rocks from both teams surrounded the four foot.

With a Tie-breaker spot on the line TABANELLI (ITA) successfully removed a Canadian stone off the four-foot with his final shot to win the game 8-7.

Italy will meet Sweden in a Tie-breaker game on Friday, March 19 at 14:30.

The USA and Korea had a bye in Session 12, each having played their final game of the Round Robin earlier in the day. The USA and Korea play the Semifinal game on Saturday, March 20.

Canada awaits the winner of the Sweden vs Italy fourth-place Tie-breaker for its Semifinal opponent.

At the completion of the Round Robin, Canada is in first place with a record of seven wins and two losses.

The USA is in second place with a 7-2 record, finishing behind Canada because they lost in their head-to-head match.

Korea is in third with a 6-3 record, while Italy and Sweden are tied for fourth, each with a 5-4 record.

Great Britain, Germany, Japan, Norway and Switzerland end the tournament with a record of three wins and six losses.



## GAME RESULTS / RÉSULTATS DE LA PARTIE

THU 18 MAR 2010 / JEU 18 MAR 2010 START TIME / DÉBUT 18:00

Sheet	Round	Team	LSFE	1	2	3	4	5	6	7	8	Extra Ends	Total
A	9	JPN - Japan		0	0	0	0	3	0	1	X		4
	9	GBR - Great Britain	*	2	1	1	2	0	4	0	X		10

JPN - Japan		Game	All
4 S	NAKAJIMA Yoji	29 %	39 %
3	ICHIKAWA Katsuo	43 %	50 %
2	HIDAI Takashi	22 %	45 %
1	SAITOH Ayako	72 %	70 %
A	OGAWA Aki	34 %	44 %
Team Total		43 %	51 %

GBR - Great Britain		Game	All
4 S	NEILSON Aileen	52 %	49 %
3	KILLIN Tom	50 %	55 %
2	MALONE Angie	30 %	61 %
1	SELLAR Jim	63 %	63 %
A	McCREADIE Michael	- %	56 %
Team Total		48 %	56 %

Time remaining: 7 minutes 48 seconds

Last Stone Draw: 134.2 cm

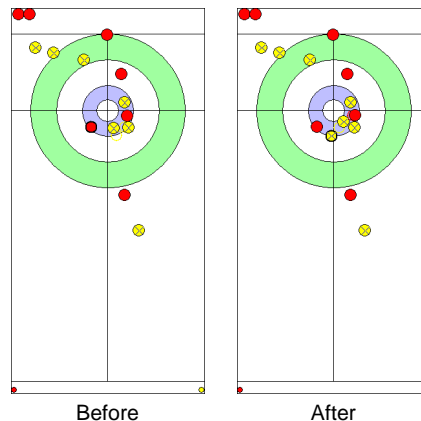
Time remaining: 8 minutes 26 seconds

Last Stone Draw: 94.0 cm

OGAWA A replaced HIDAI T at the beginning of end 5

### Most Important Shot:

British Skip NEILSON A threw a delicate Draw which made a slight rearrangement on their stones in the four foot. As a result of this rearrangement, the shot for Japanese Skip Nakajima Y was made more difficult with the result being a steal of two for Team Great Britain.



End: 4  
Team: GBR  
Player: NEILSON A  
Stone: Fourth, 2nd stone  
Task: Draw  
Handle: In-turn  
Points: 100%

● : JPN  
● : GBR

### NOTES

Team position and functions are attached to each team member's name as follows:  
4 = Fourth, 3 = Third, 2 = Second, 1 = Lead, A = Alternate, S = Skip

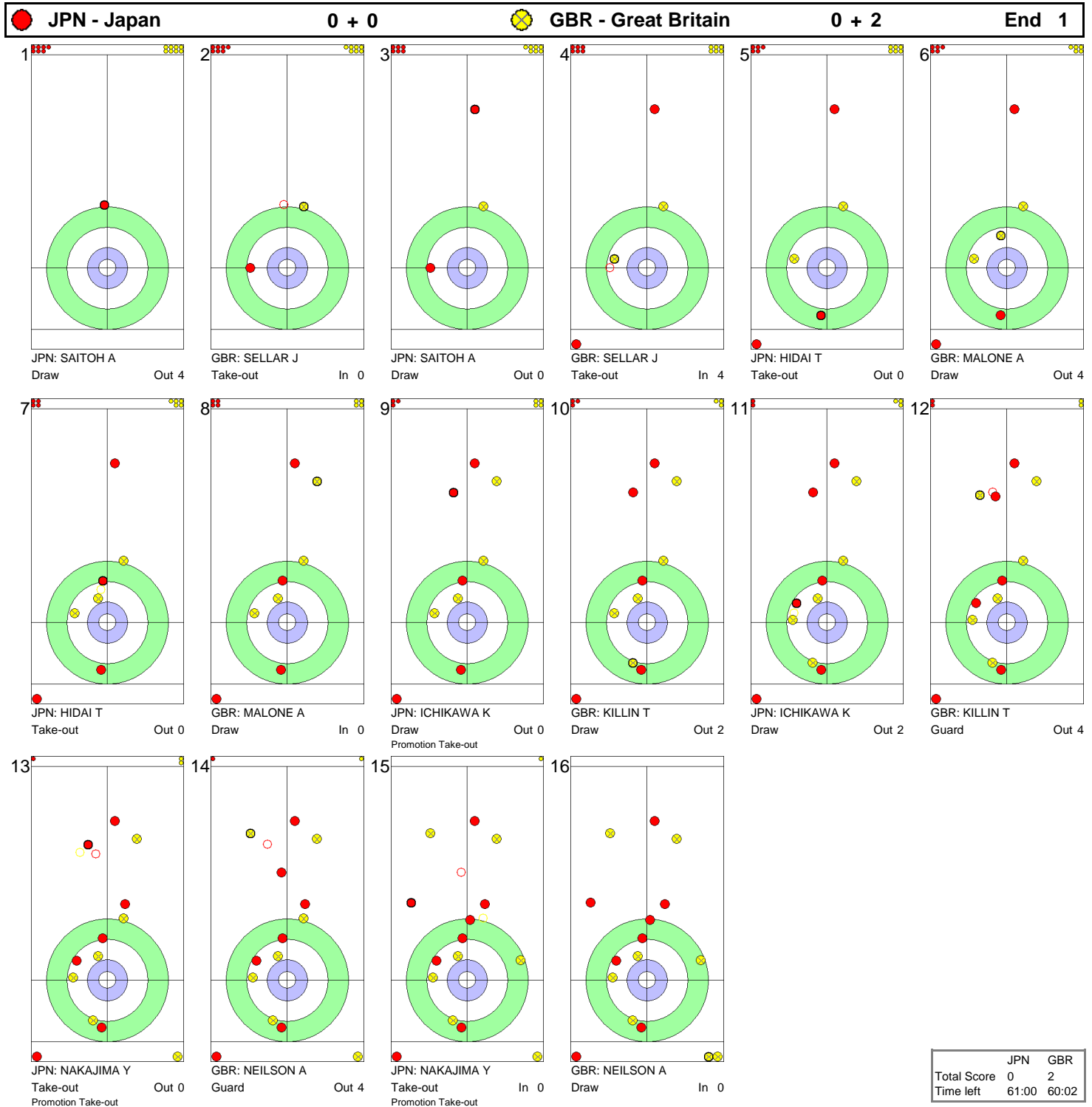
### LEGEND

LSFE (\*) Last stone first end



**GAME - SHOT BY SHOT / DÉROULEMENT DE LA PARTIE**

THU 18 MAR 2010 / JEU 18 MAR 2010 START TIME / DÉBUT 18:00

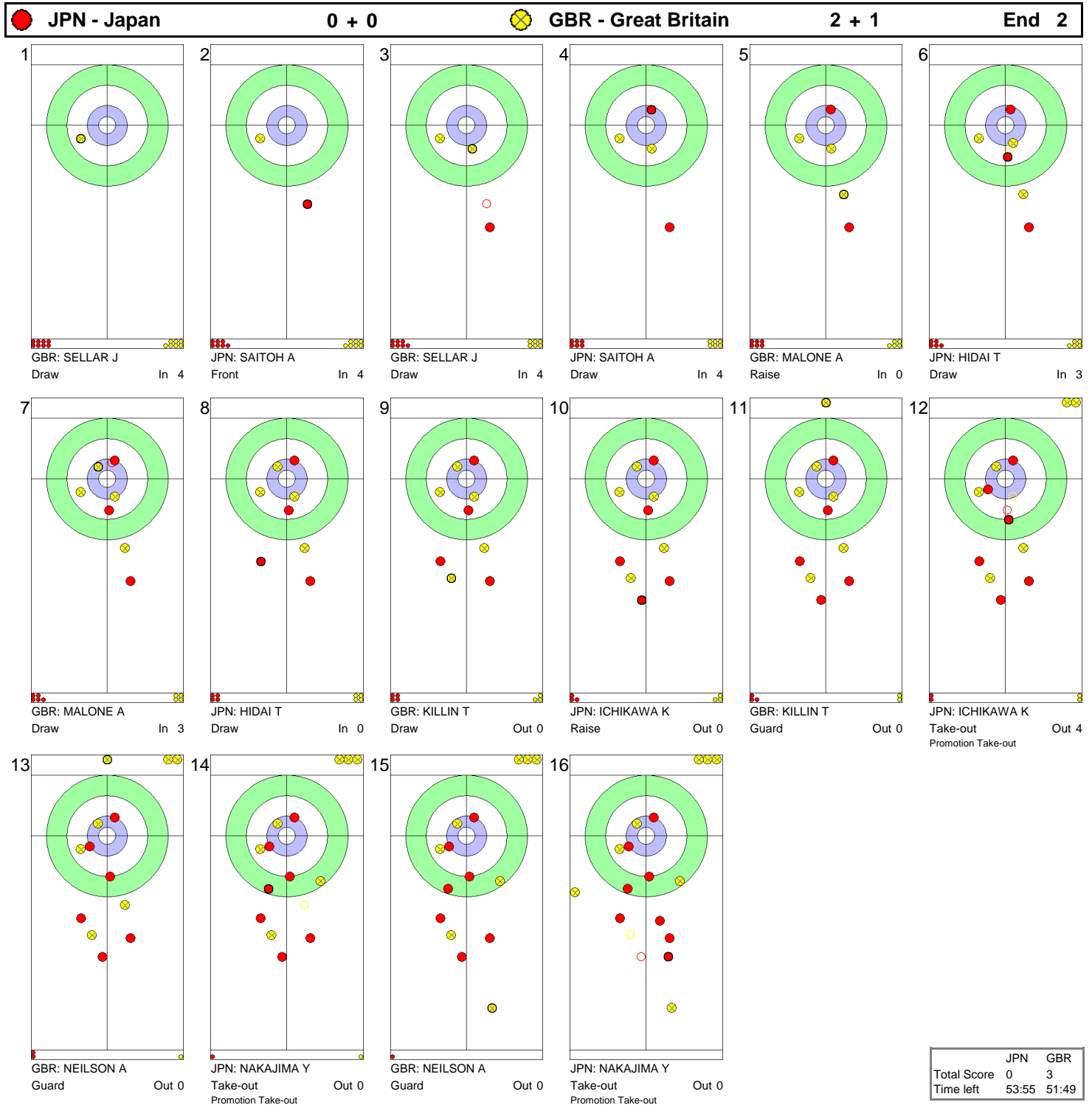


	JPN	GBR
Total Score	0	2
Time left	61:00	60:02



## GAME - SHOT BY SHOT / DÉROULEMENT DE LA PARTIE

THU 18 MAR 2010 / JEU 18 MAR 2010 START TIME / DÉBUT 18:00

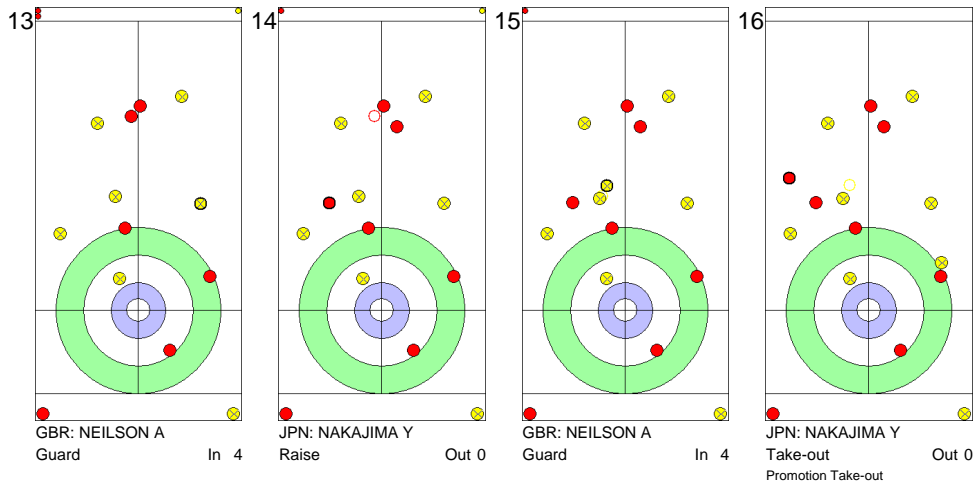
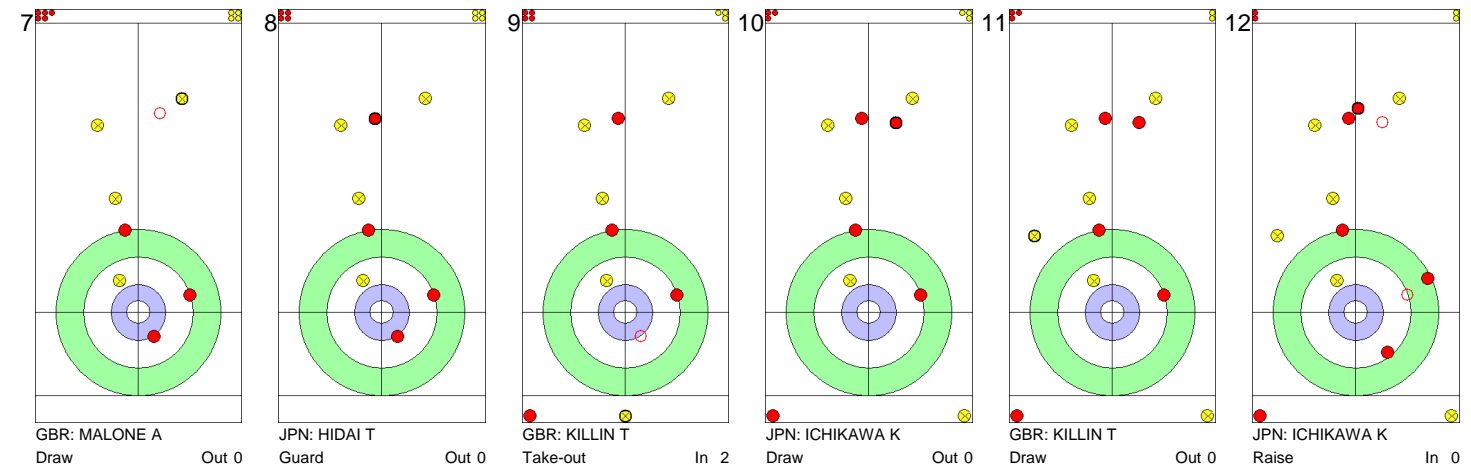
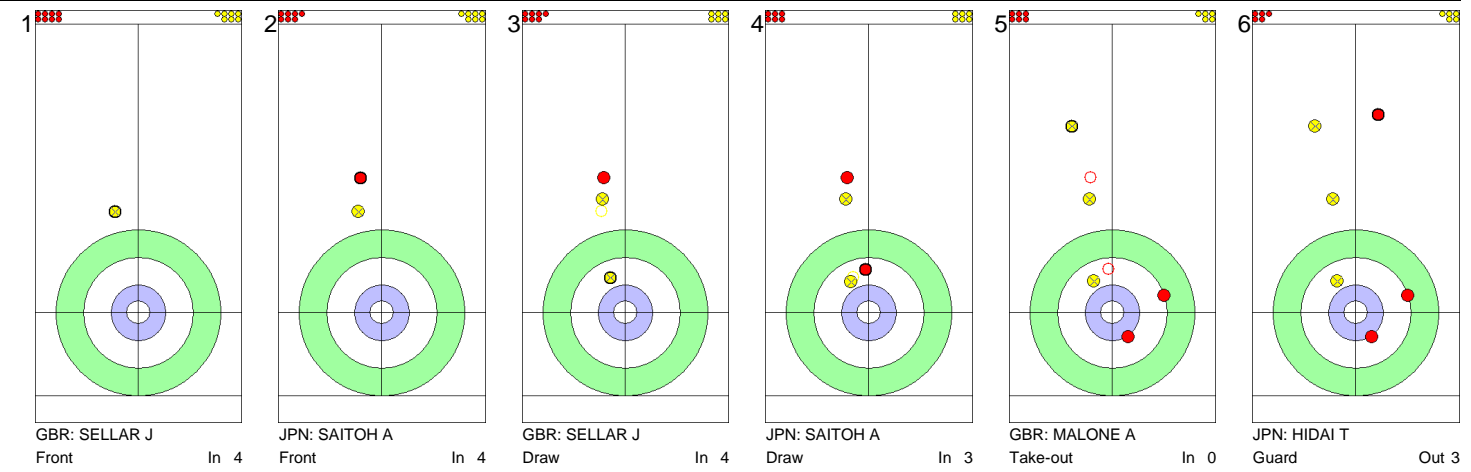




**GAME - SHOT BY SHOT / DÉROULEMENT DE LA PARTIE**

THU 18 MAR 2010 / JEU 18 MAR 2010 START TIME / DÉBUT 18:00

**JPN - Japan**      **0 + 0**      **GBR - Great Britain**      **3 + 1**      **End 3**



	JPN	GBR
Total Score	0	4
Time left	43:24	41:59



**GAME - SHOT BY SHOT / DÉROULEMENT DE LA PARTIE**

THU 18 MAR 2010 / JEU 18 MAR 2010 START TIME / DÉBUT 18:00

**● JPN - Japan**      **0 + 0**      **● GBR - Great Britain**      **4 + 2**      **End 4**



	JPN	GBR
Total Score	0	6
Time left	36:17	34:46



## GAME - SHOT BY SHOT / DÉROULEMENT DE LA PARTIE

THU 18 MAR 2010 / JEU 18 MAR 2010 START TIME / DÉBUT 18:00

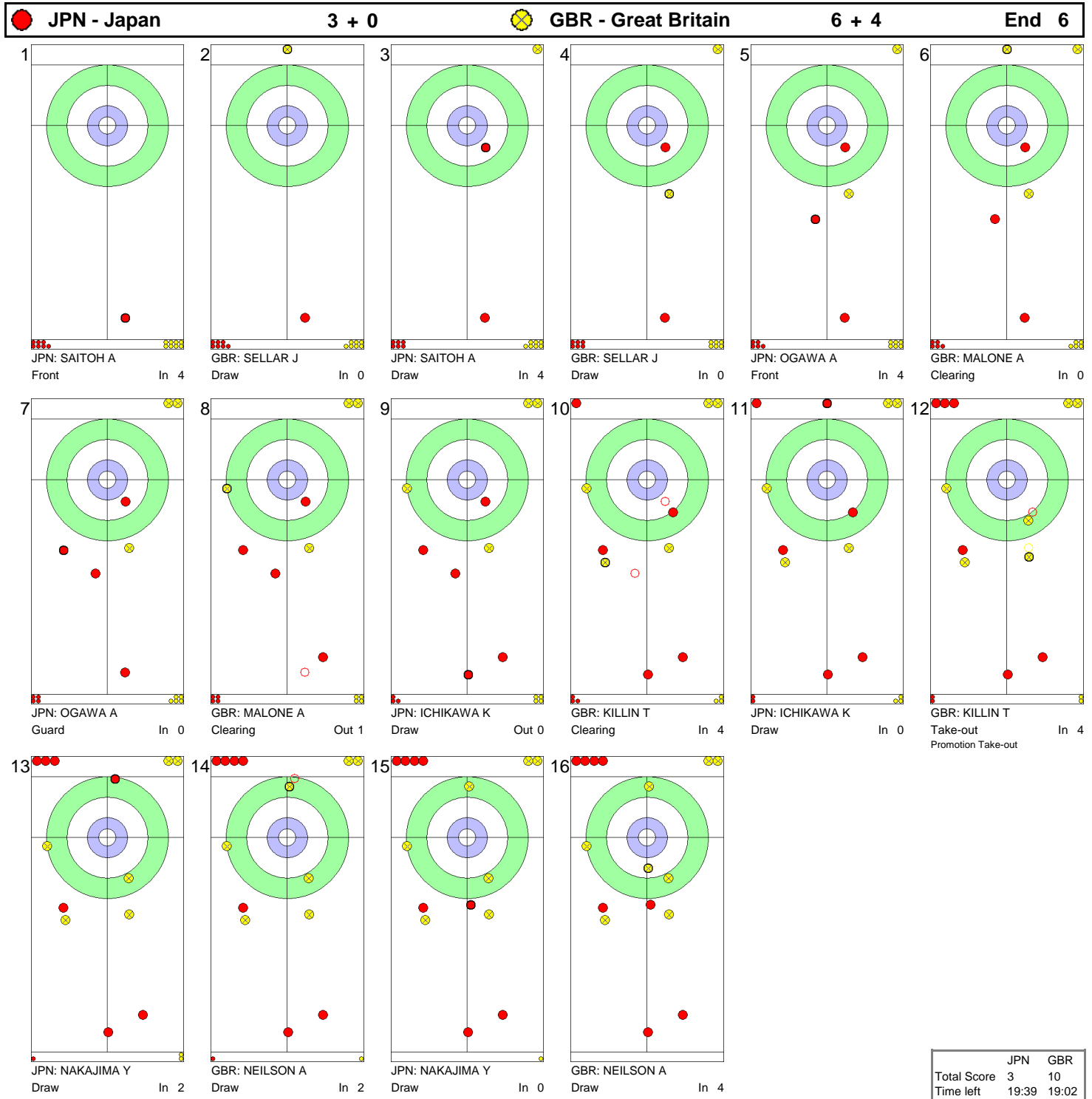


	JPN	GBR
Total Score	3	6
Time left	26:34	27:00



## GAME - SHOT BY SHOT / DÉROULEMENT DE LA PARTIE

THU 18 MAR 2010 / JEU 18 MAR 2010 START TIME / DÉBUT 18:00



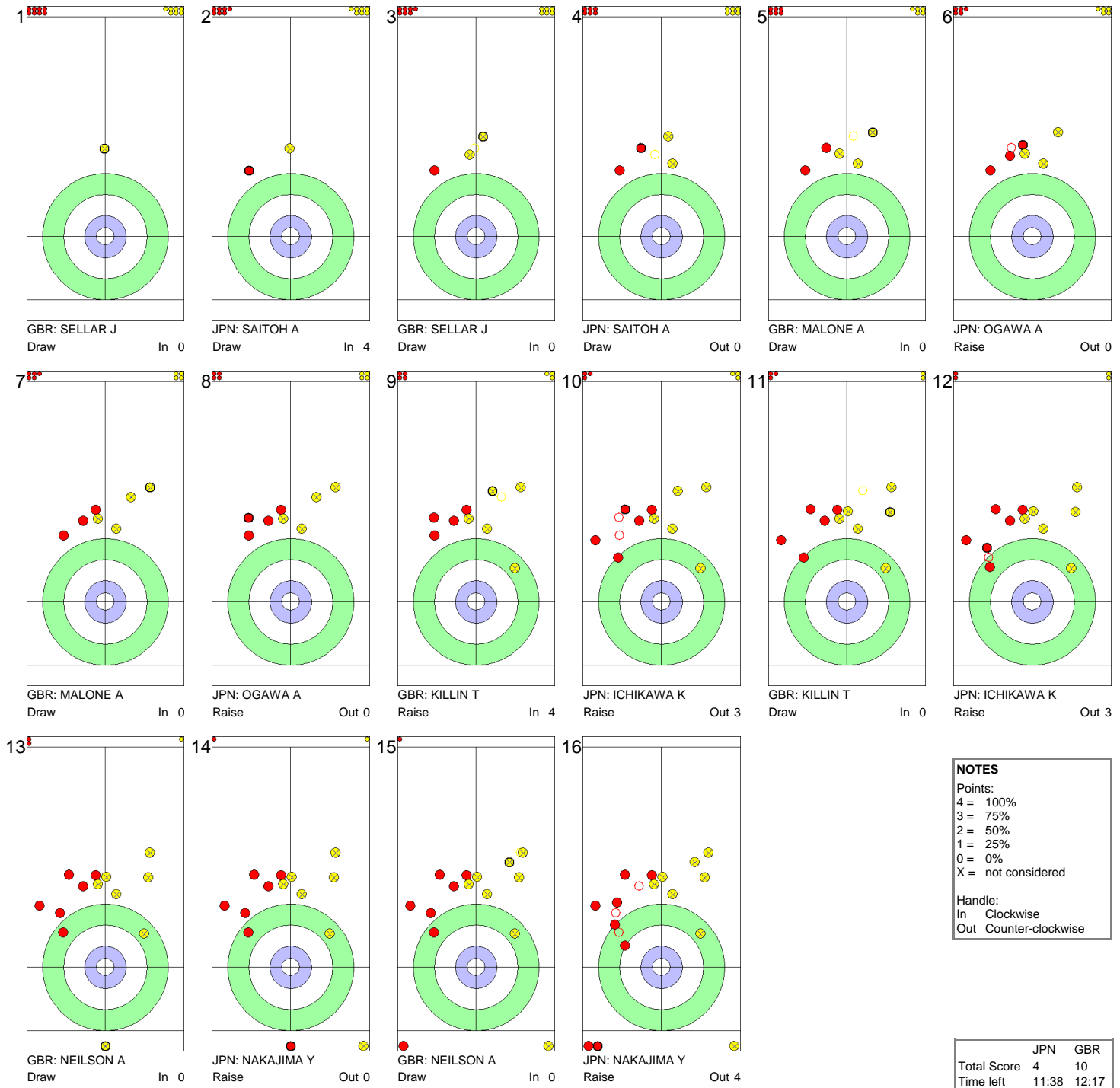




**GAME - SHOT BY SHOT / DÉROULEMENT DE LA PARTIE**

THU 18 MAR 2010 / JEU 18 MAR 2010 START TIME / DÉBUT 18:00

**JPN - Japan 3 + 1**      **GBR - Great Britain 10 + 0**      **End 7**



**NOTES**  
Points:  
4 = 100%  
3 = 75%  
2 = 50%  
1 = 25%  
0 = 0%  
X = not considered  
  
Handle:  
In Clockwise  
Out Counter-clockwise

	JPN	GBR
Total Score	4	10
Time left	11:38	12:17



## GAME RESULTS / RÉSULTATS DE LA PARTIE

THU 18 MAR 2010 / JEU 18 MAR 2010 START TIME / DÉBUT 18:00

Sheet	Round	Team	LSFE	1	2	3	4	5	6	7	8	Extra Ends	Total
B	9	SUI - Switzerland	*	0	3	1	2	3	0	1	X		10
	9	NOR - Norway		1	0	0	0	0	3	0	X		4

SUI - Switzerland		Game	All
4 S	BOLLIGER Manfred	52 %	37 %
3	HUETTENMOSER Claudia	43 %	41 %
2	KEHRLI Anton	63 %	51 %
1	BIERI Martin	55 %	57 %
A	MEYER Daniel	- %	42 %
Team Total		53 %	44 %

NOR - Norway		Game	All
4 S	LORENTSEN Rune	39 %	48 %
3	STORDAHL Jostein	41 %	55 %
2	SKOGSTAD Geir Arne	27 %	52 %
1	TYSTAD Lene	80 %	69 %
A	SAMDAL Anne Mette	- %	55 %
Team Total		47 %	55 %

Time remaining: 10 minutes 56 seconds

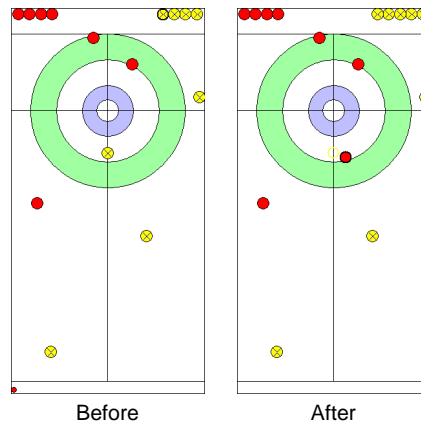
Last Stone Draw: 164.5 cm

Time remaining: 9 minutes 19 seconds

Last Stone Draw: 185.4 cm (out)

### Most Important Shot:

The Swiss Skip BOLLIGER M cleanly removed the Norwegian shot stone on the four foot to score three points. This opportunity came after the Norwegian Skip LORENTSEN R slipped through the house on his Raise attempt to sit two.



End: 2  
Team: SUI  
Player: BOLLIGER M  
Stone: Fourth, 2nd stone  
Task: Take-out  
Handle: In-turn  
Points: 100%

● : SUI  
● : NOR

### NOTES

Team position and functions are attached to each team member's name as follows:  
4 = Fourth, 3 = Third, 2 = Second, 1 = Lead, A = Alternate, S = Skip

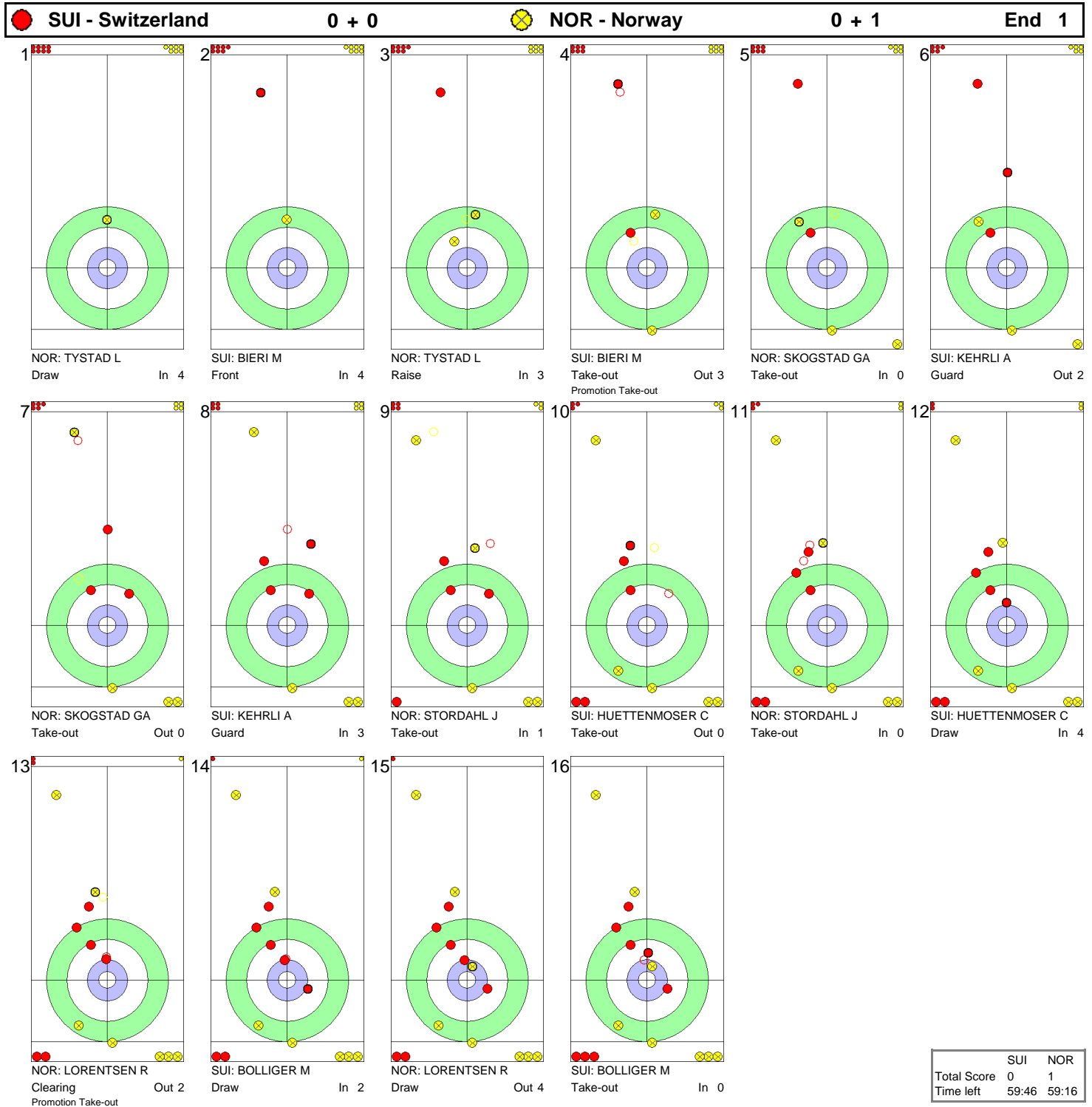
### LEGEND

LSFE (\*) Last stone first end X Unplayed/unfinished end due to concession



## GAME - SHOT BY SHOT / DÉROULEMENT DE LA PARTIE

THU 18 MAR 2010 / JEU 18 MAR 2010 START TIME / DÉBUT 18:00



	SUI	NOR
Total Score	0	1
Time left	59:46	59:16



## GAME - SHOT BY SHOT / DÉROULEMENT DE LA PARTIE

THU 18 MAR 2010 / JEU 18 MAR 2010 START TIME / DÉBUT 18:00



	SUI	NOR
Total Score	3	1
Time left	51:56	50:55



**GAME - SHOT BY SHOT / DÉROULEMENT DE LA PARTIE**

THU 18 MAR 2010 / JEU 18 MAR 2010 START TIME / DÉBUT 18:00

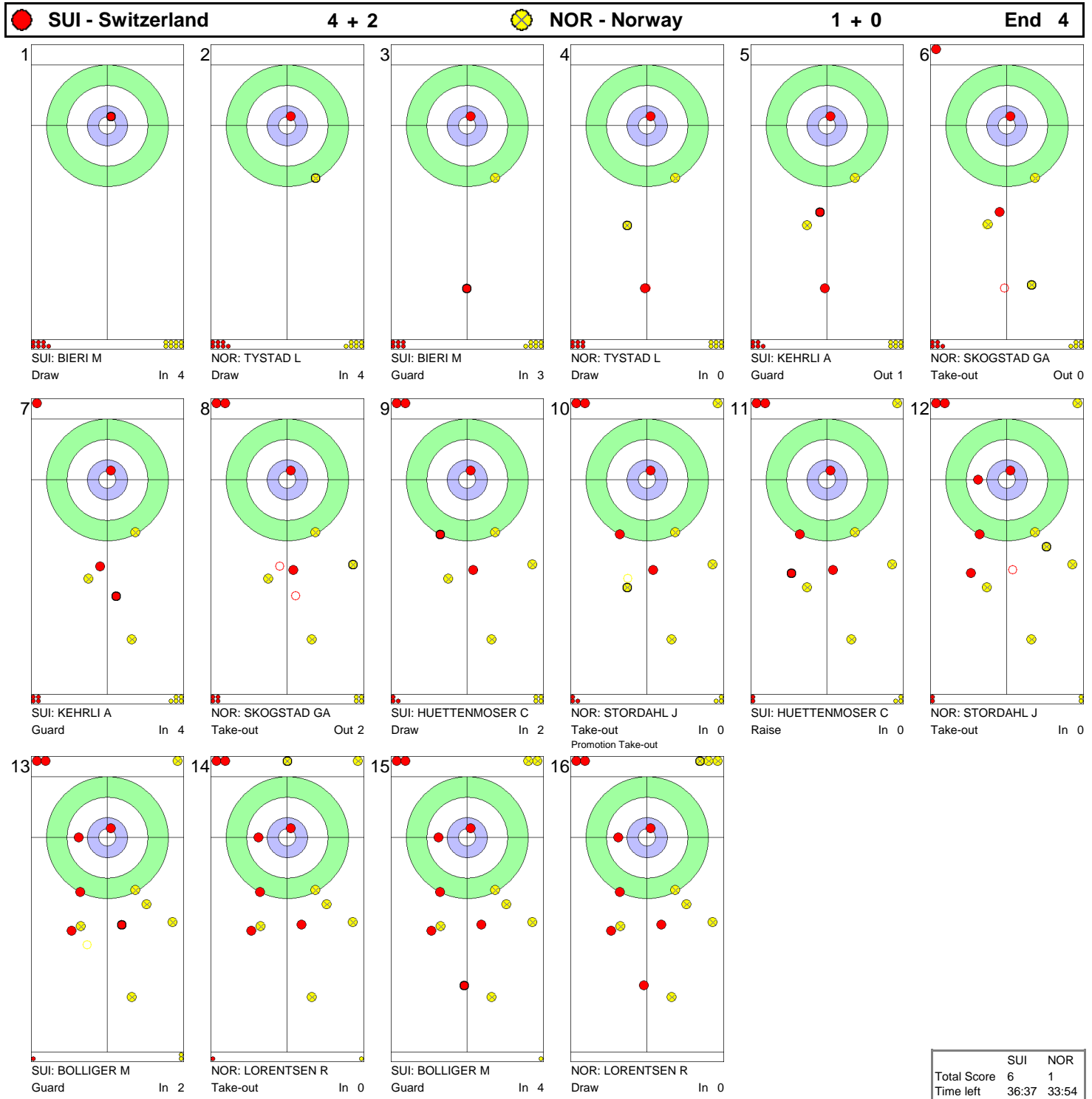
**SUI - Switzerland 3 + 1 NOR - Norway 1 + 0 End 3**





## GAME - SHOT BY SHOT / DÉROULEMENT DE LA PARTIE

THU 18 MAR 2010 / JEU 18 MAR 2010 START TIME / DÉBUT 18:00





## GAME - SHOT BY SHOT / DÉROULEMENT DE LA PARTIE

THU 18 MAR 2010 / JEU 18 MAR 2010 START TIME / DÉBUT 18:00

● **SUI - Switzerland**      **6 + 3**     
 ● **NOR - Norway**      **1 + 0**     
 **End 5**



	SUI	NOR
Total Score	9	1
Time left	28:38	25:06



**GAME - SHOT BY SHOT / DÉROULEMENT DE LA PARTIE**

THU 18 MAR 2010 / JEU 18 MAR 2010 START TIME / DÉBUT 18:00

**● SUI - Switzerland 9 + 0 ● NOR - Norway 1 + 3 End 6**



	SUI	NOR
Total Score	9	4
Time left	19:50	17:54





**GAME - SHOT BY SHOT / DÉROULEMENT DE LA PARTIE**

THU 18 MAR 2010 / JEU 18 MAR 2010 START TIME / DÉBUT 18:00

**SUI - Switzerland 9 + 1**      **NOR - Norway 4 + 0**      **End 7**



**NOTES**  
Points:  
4 = 100%  
3 = 75%  
2 = 50%  
1 = 25%  
0 = 0%  
X = not considered  
  
Handle:  
In Clockwise  
Out Counter-clockwise

	SUI	NOR
Total Score	10	4
Time left	10:56	09:19



## GAME RESULTS / RÉSULTATS DE LA PARTIE

THU 18 MAR 2010 / JEU 18 MAR 2010 START TIME / DÉBUT 18:00

Sheet	Round	Team	LSFE	1	2	3	4	5	6	7	8	Extra Ends	Total
C	9	GER - Germany		0	0	1	0	1	0	1	X		3
	9	SWE - Sweden	*	2	1	0	2	0	5	0	X		10

GER - Germany		Game	All
4 S	IEGER Marcus	29 %	43 %
3	GAEBEL Jens	30 %	53 %
2	STEGER Christiane	54 %	61 %
1	HOER Astrid	38 %	38 %
A	JAEGER Jens	- %	47 %
Team Total		38 %	51 %

SWE - Sweden		Game	All
4	IKONEN Glenn	50 %	54 %
3 S	JUNGNELL Jalle	45 %	45 %
2	BURMAN Patrik	77 %	58 %
1	WILHELM Anette	73 %	67 %
A	KALLIN Patrik	- %	- %
Team Total		60 %	56 %

Time remaining: 13 minutes 1 second

Last Stone Draw: 132.6 cm

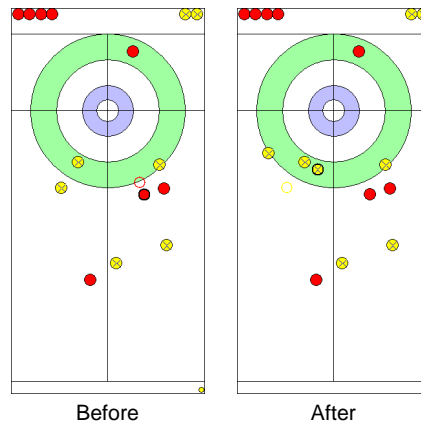
Time remaining: 14 minutes 48 seconds

Last Stone Draw: 31.5 cm

Time-out: end 6, SWE-4

### Most Important Shot:

Facing a house with many stones in front of it, Swedish Fourth IKONEN G made a Wick on one of his own stones to roll into the house. A measurement showed that he was second shot over a German stone at the back of the house. Sweden scored two points going into the 4th end break, to take a comfortable lead.



End: 4  
Team: SWE  
Player: IKONEN G  
Stone: Fourth, 2nd stone  
Task: Wick/Softpeeling  
Handle: In-turn  
Points: 100%

● : GER  
● : SWE

### NOTES

Team position and functions are attached to each team member's name as follows:  
4 = Fourth, 3 = Third, 2 = Second, 1 = Lead, A = Alternate, S = Skip

### LEGEND

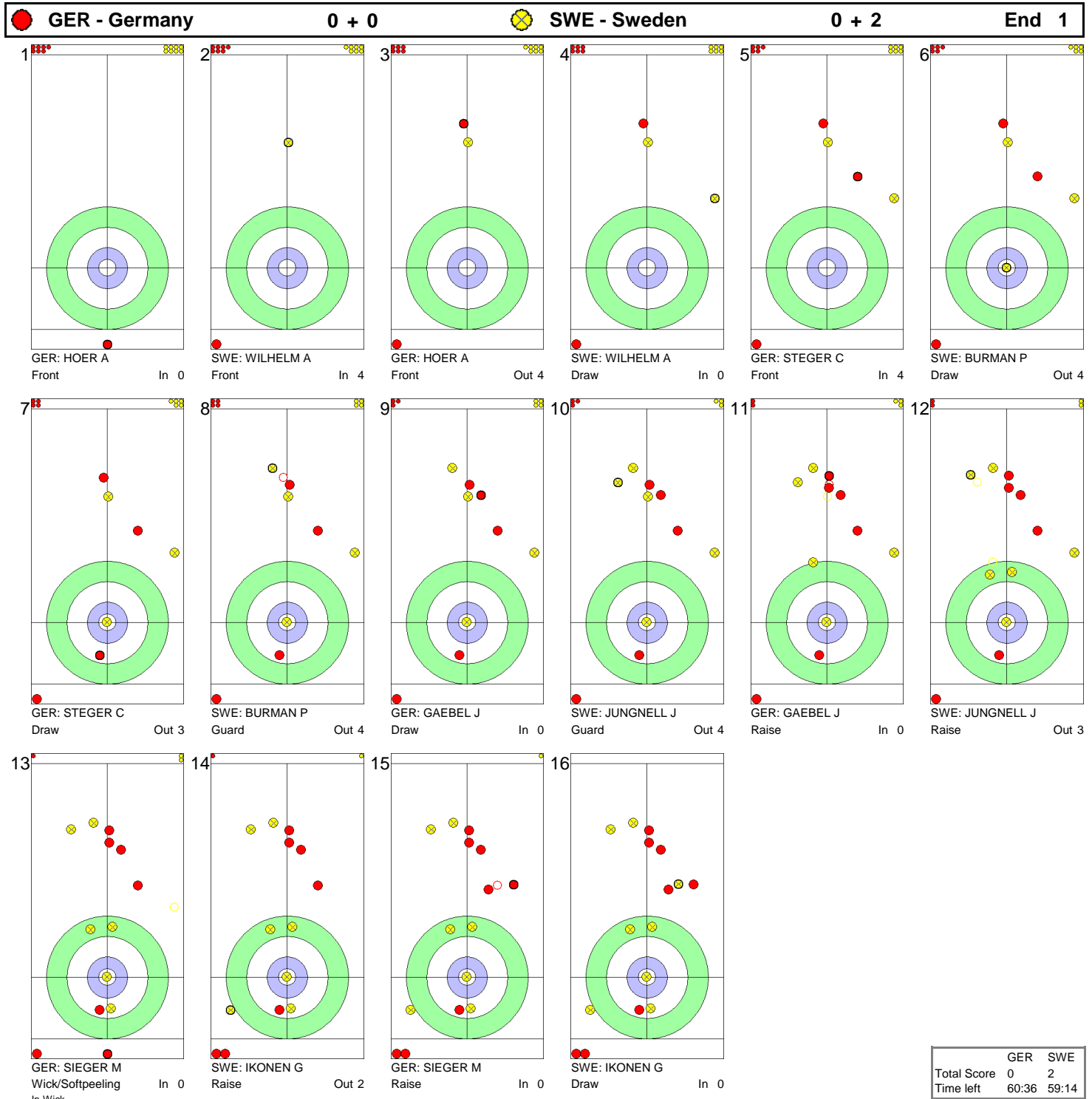
LSFE (\*) Last stone first end

X Unplayed/unfinished end due to concession



GAME - SHOT BY SHOT / DÉROULEMENT DE LA PARTIE

THU 18 MAR 2010 / JEU 18 MAR 2010 START TIME / DÉBUT 18:00

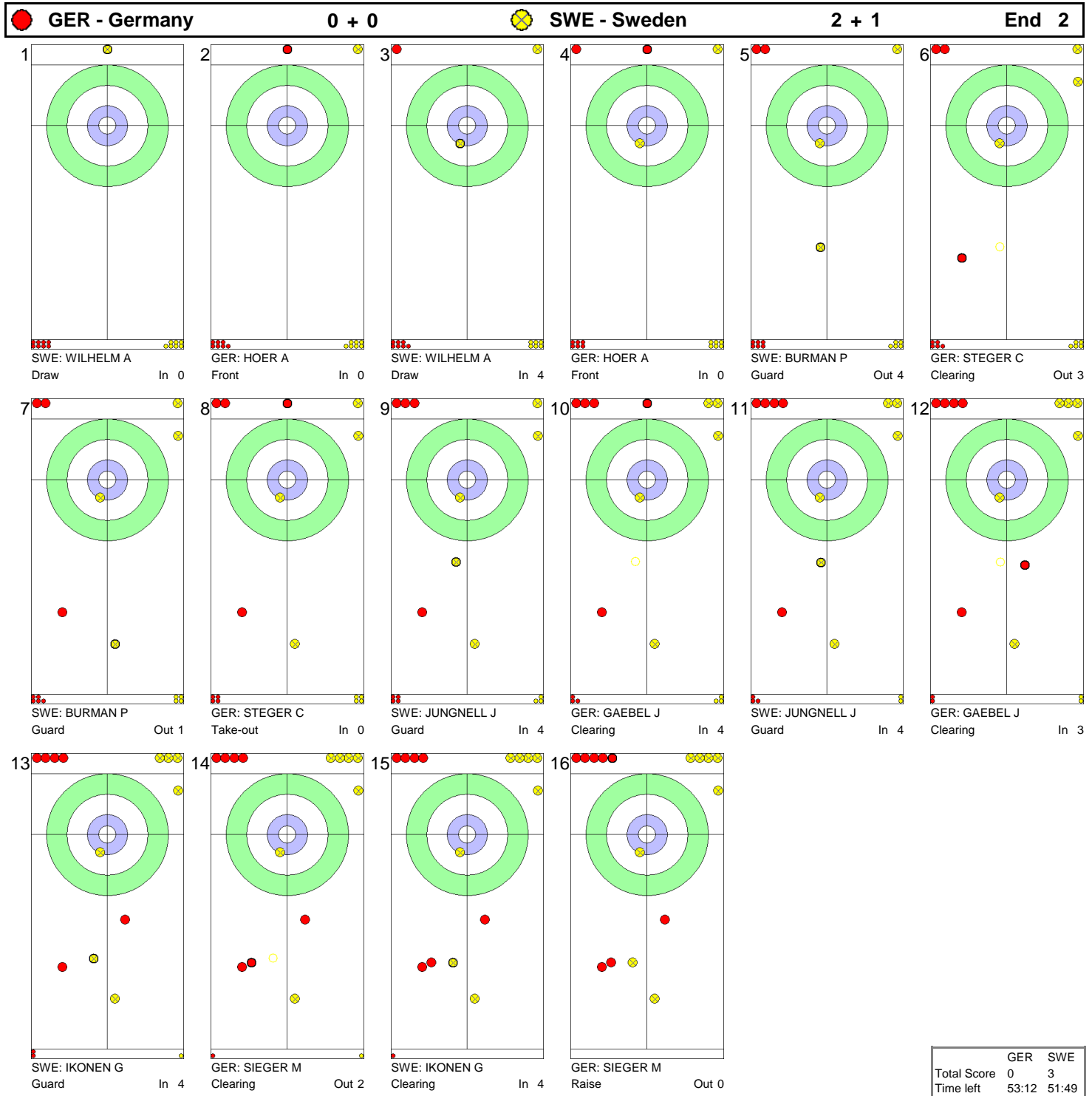


	GER	SWE
Total Score	0	2
Time left	60:36	59:14



**GAME - SHOT BY SHOT / DÉROULEMENT DE LA PARTIE**

THU 18 MAR 2010 / JEU 18 MAR 2010 START TIME / DÉBUT 18:00

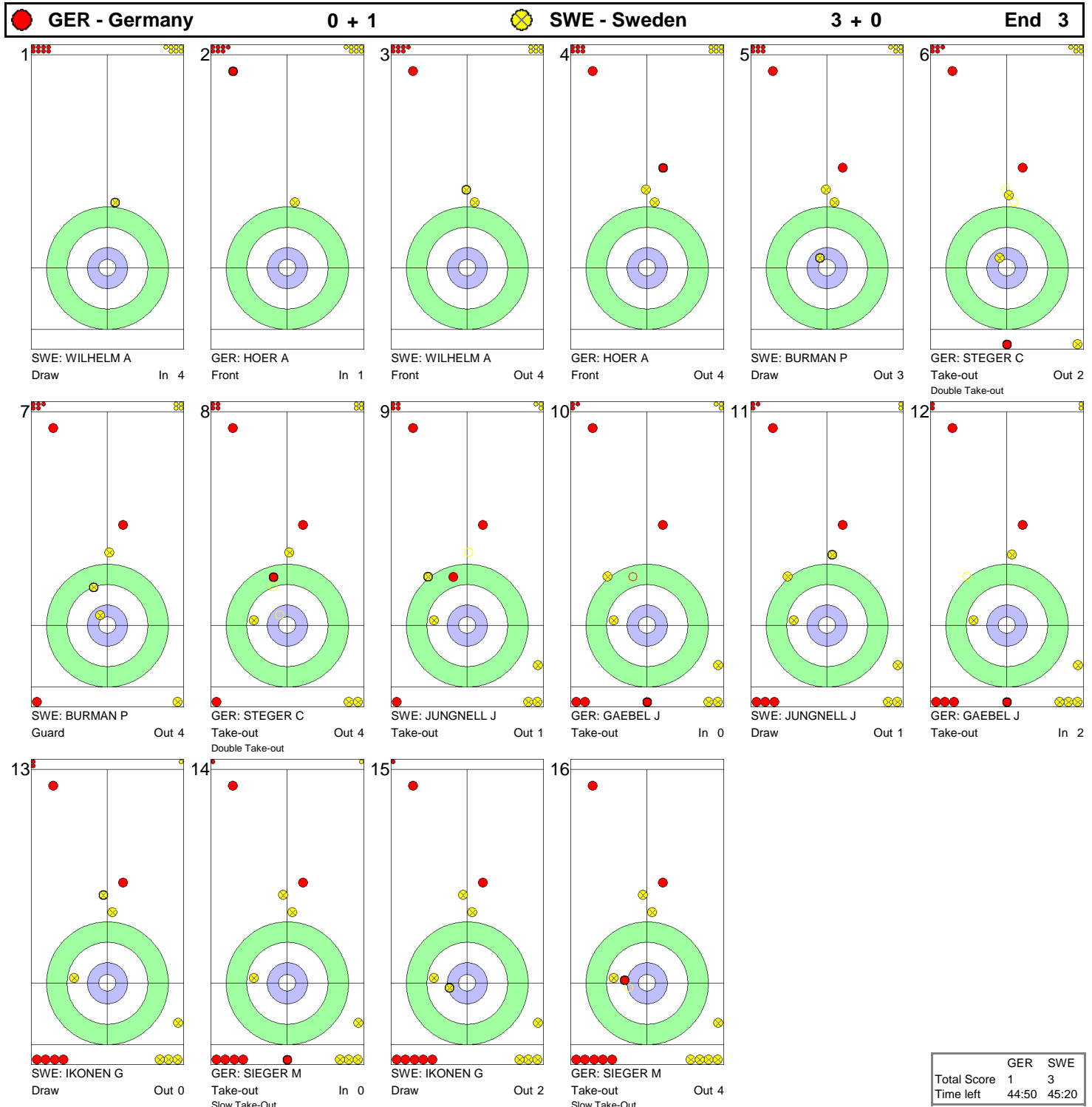


	GER	SWE
Total Score	0	3
Time left	53:12	51:49



## GAME - SHOT BY SHOT / DÉROULEMENT DE LA PARTIE

THU 18 MAR 2010 / JEU 18 MAR 2010 START TIME / DÉBUT 18:00

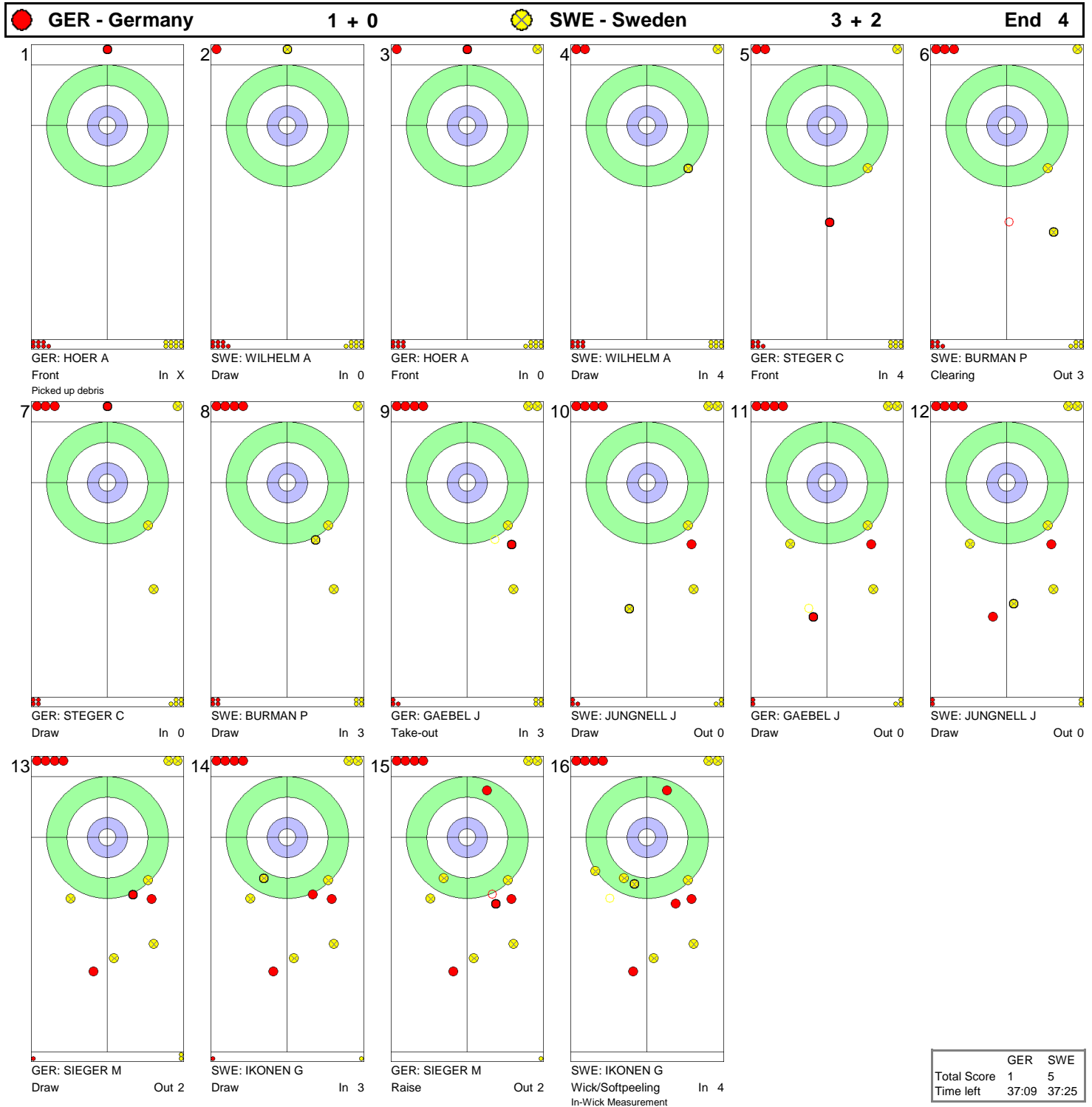


	GER	SWE
Total Score	1	3
Time left	44:50	45:20



## GAME - SHOT BY SHOT / DÉROULEMENT DE LA PARTIE

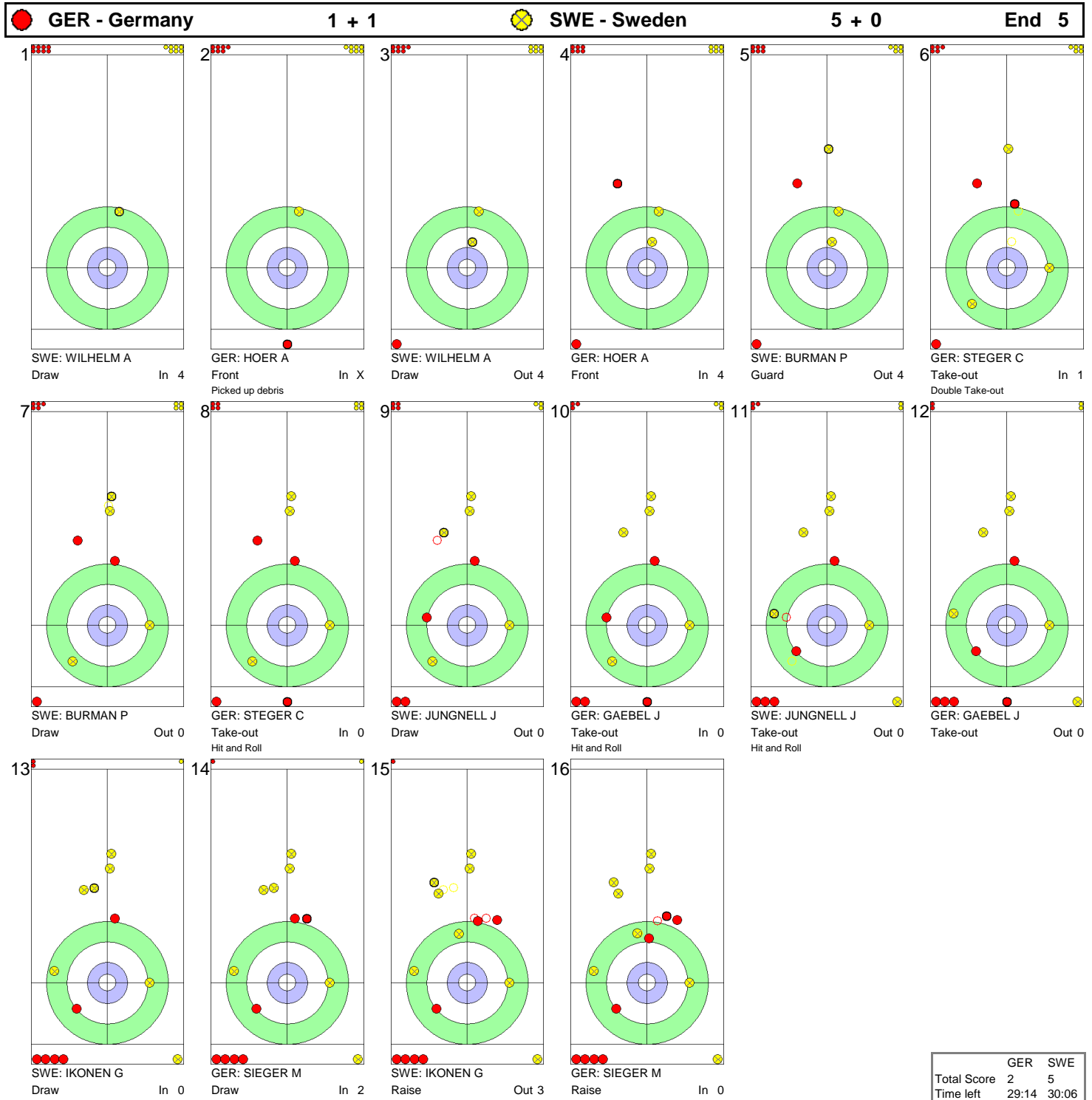
THU 18 MAR 2010 / JEU 18 MAR 2010 START TIME / DÉBUT 18:00





## GAME - SHOT BY SHOT / DÉROULEMENT DE LA PARTIE

THU 18 MAR 2010 / JEU 18 MAR 2010 START TIME / DÉBUT 18:00

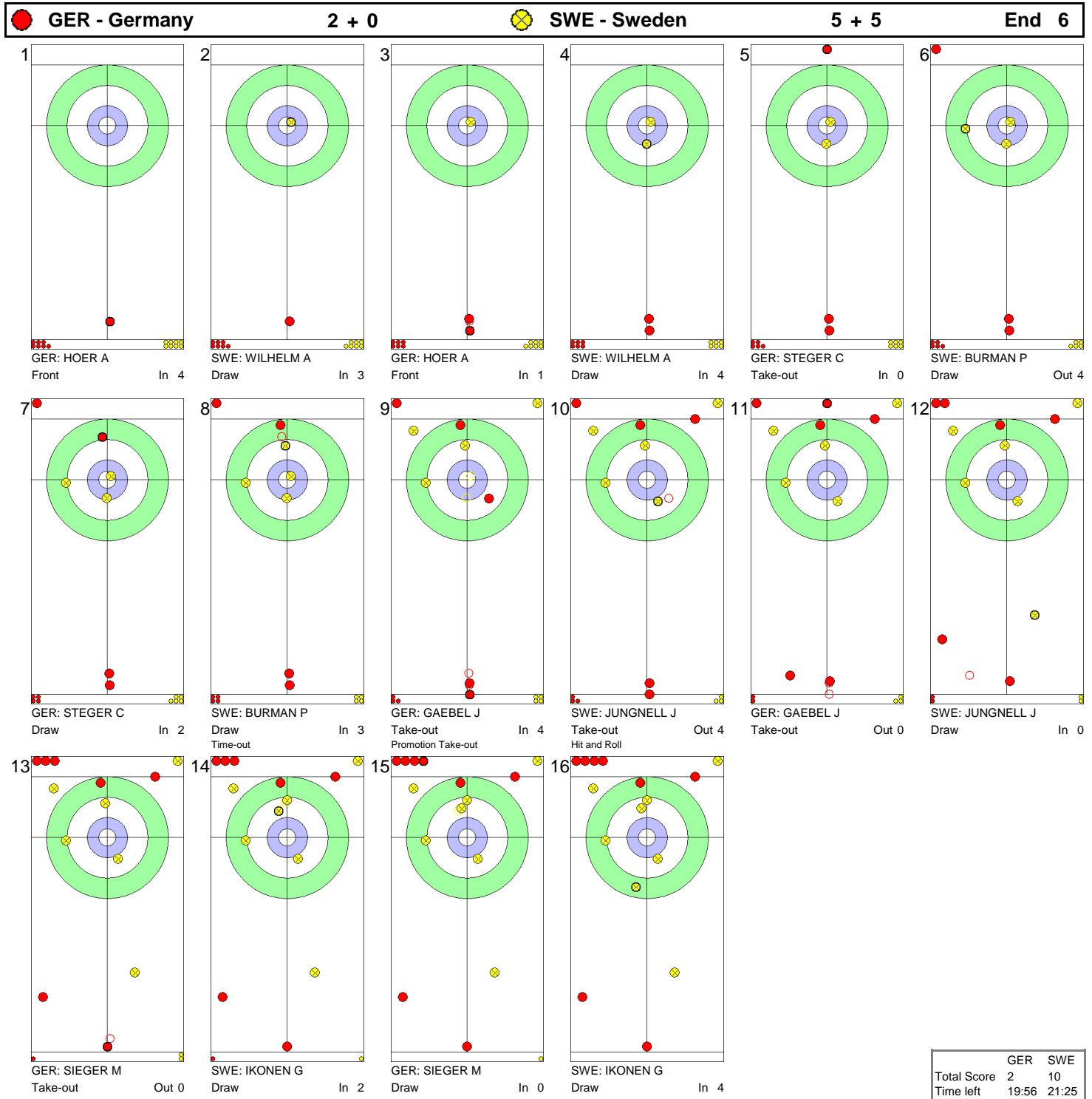


	GER	SWE
Total Score	2	5
Time left	29:14	30:06



## GAME - SHOT BY SHOT / DÉROULEMENT DE LA PARTIE

THU 18 MAR 2010 / JEU 18 MAR 2010 START TIME / DÉBUT 18:00







**GAME - SHOT BY SHOT / DÉROULEMENT DE LA PARTIE**

THU 18 MAR 2010 / JEU 18 MAR 2010 START TIME / DÉBUT 18:00





## GAME RESULTS / RÉSULTATS DE LA PARTIE

THU 18 MAR 2010 / JEU 18 MAR 2010 START TIME / DÉBUT 18:00

Sheet	Round	Team	LSFE	1	2	3	4	5	6	7	8	Extra Ends	Total
D	9	ITA - Italy		1	0	2	0	0	4	0	1		8
	9	CAN - Canada	*	0	1	0	2	2	0	2	0		7

ITA - Italy		Game	All
4 S	TABANELLI Andrea	53 %	53 %
3	MARCHESE Egidio	75 %	66 %
2	DALLAPICCOLA Gabriele	50 %	60 %
1	MENARDI Angela	59 %	68 %
A	SPELORZI Emanuele	- %	59 %
Team Total		59 %	62 %

CAN - Canada		Game	All
4 S	ARMSTRONG Jim	59 %	53 %
3	NEIGHBOUR Darryl	72 %	58 %
2	YIZEK Bruno	56 %	56 %
1	GAUDET Sonja	63 %	61 %
A	FORREST Ina	- %	63 %
Team Total		62 %	59 %

Time remaining: 1 minute 29 seconds

Last Stone Draw: 77.6 cm

Time-out: end 8, ITA-7

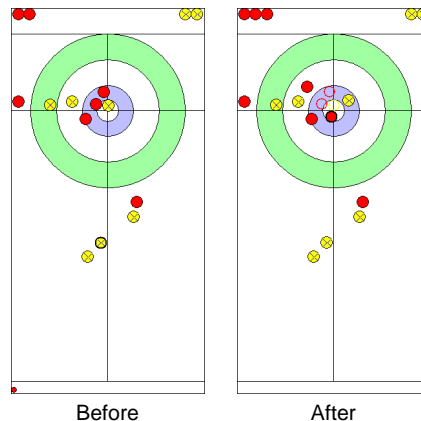
Time remaining: 2 minutes 25 seconds

Last Stone Draw: 30.4 cm

Time-out: end 8, CAN-8

### Most Important Shot:

The Italian Skip TABANELLI A played a perfect Take-out through a narrow port to move the Canadian stone off the button to become shot stone and win the game.



End: 8  
Team: ITA  
Player: TABANELLI A  
Stone: Fourth, 2nd stone  
Task: Take-out  
Handle: Out-turn  
Points: 100%

● : ITA  
● : CAN

### NOTES

Team position and functions are attached to each team member's name as follows:  
4 = Fourth, 3 = Third, 2 = Second, 1 = Lead, A = Alternate, S = Skip

### LEGEND

LSFE (\*) Last stone first end



## GAME - SHOT BY SHOT / DÉROULEMENT DE LA PARTIE

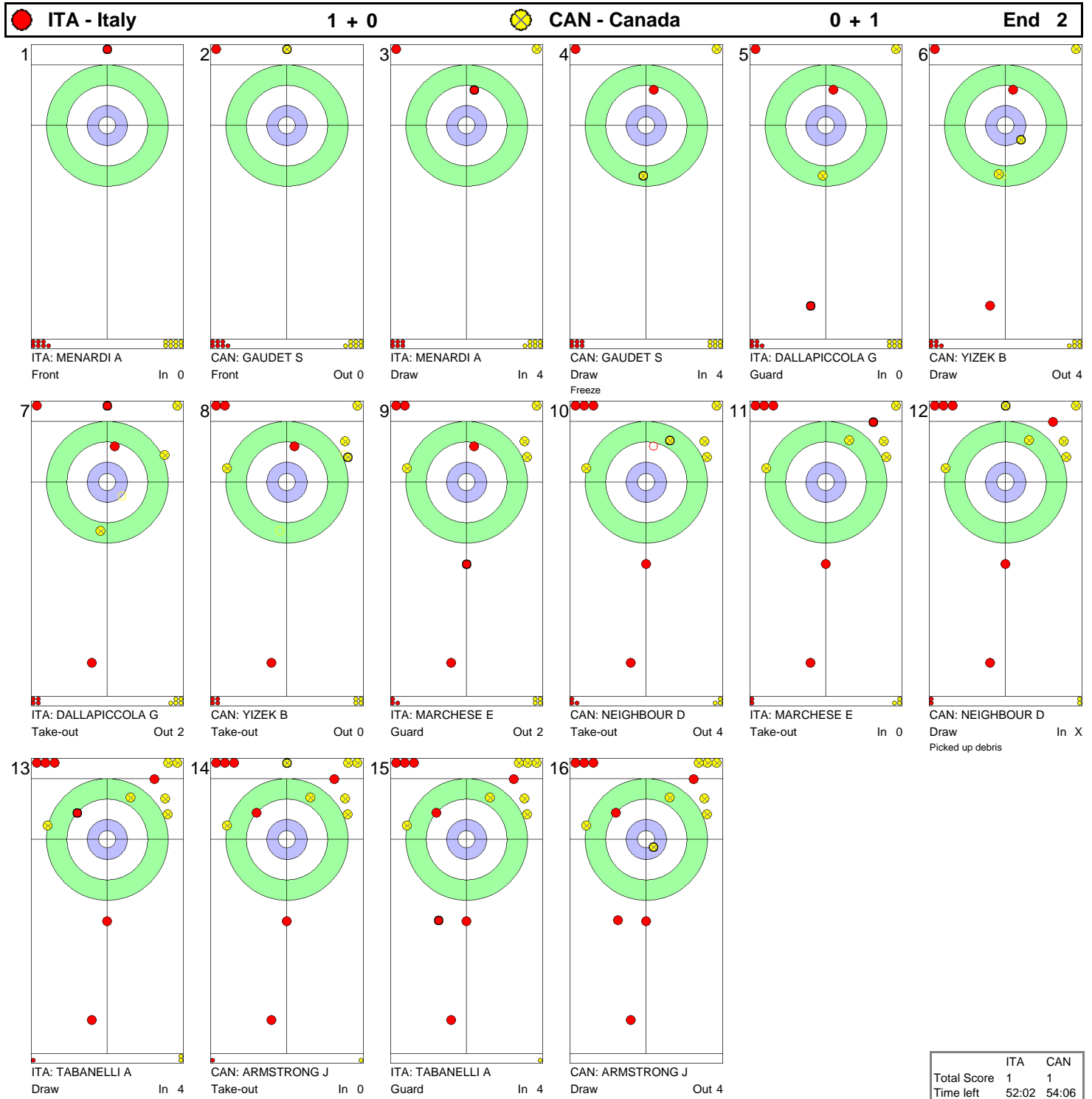
THU 18 MAR 2010 / JEU 18 MAR 2010 START TIME / DÉBUT 18:00





## GAME - SHOT BY SHOT / DÉROULEMENT DE LA PARTIE

THU 18 MAR 2010 / JEU 18 MAR 2010 START TIME / DÉBUT 18:00

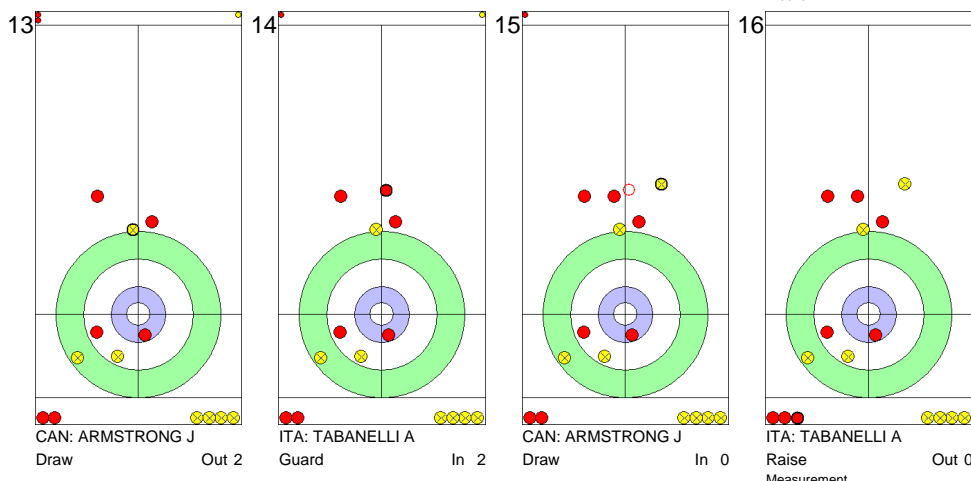
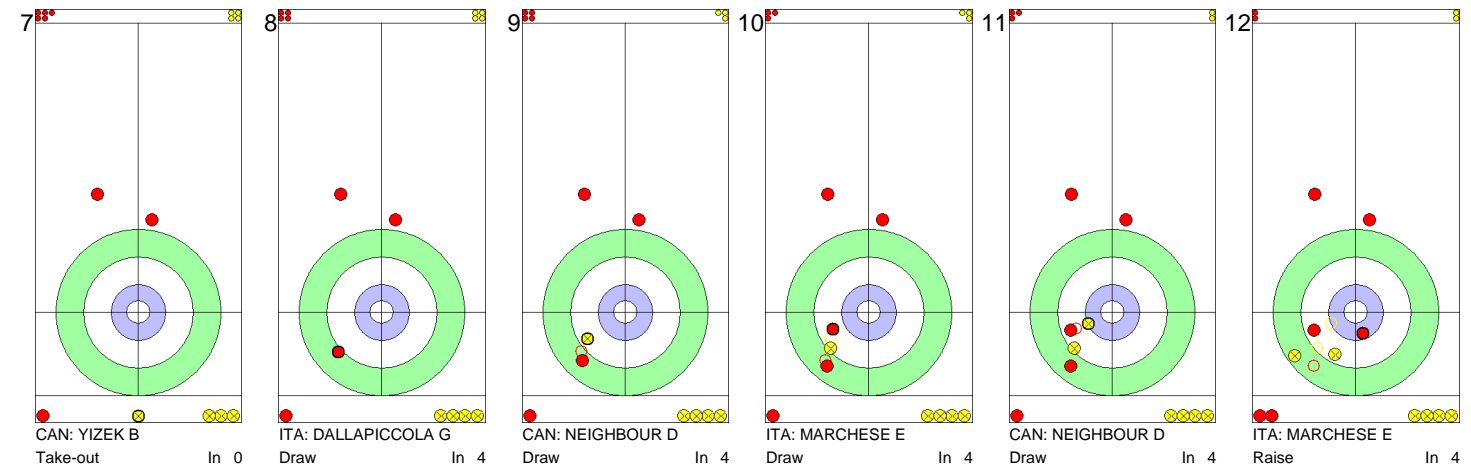
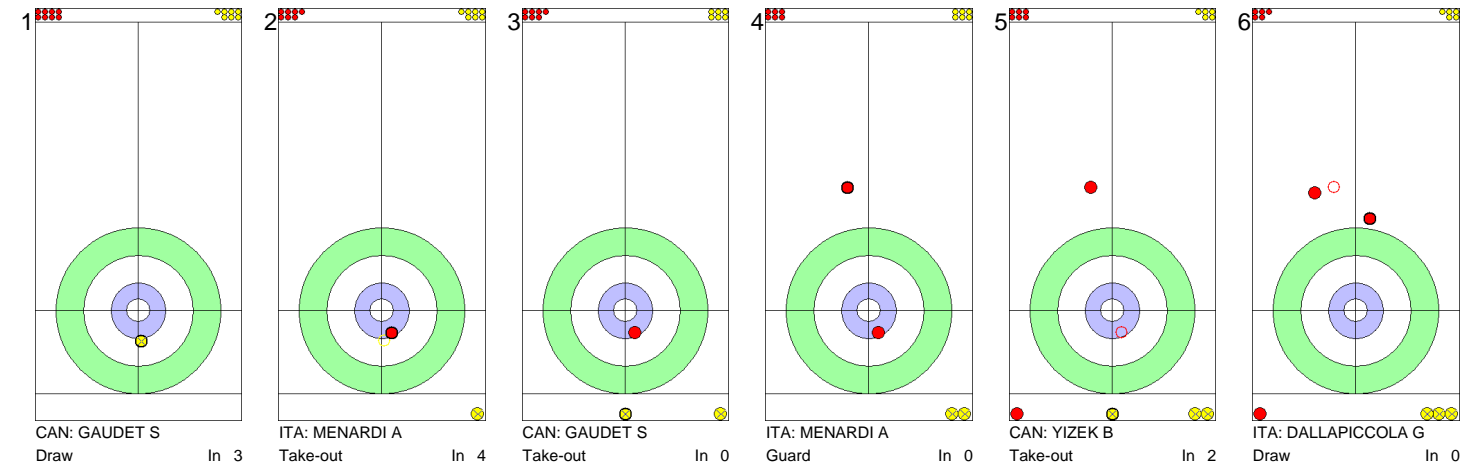




**GAME - SHOT BY SHOT / DÉROULEMENT DE LA PARTIE**

THU 18 MAR 2010 / JEU 18 MAR 2010 START TIME / DÉBUT 18:00

**ITA - Italy**      **1 + 2**      **CAN - Canada**      **1 + 0**      **End 3**

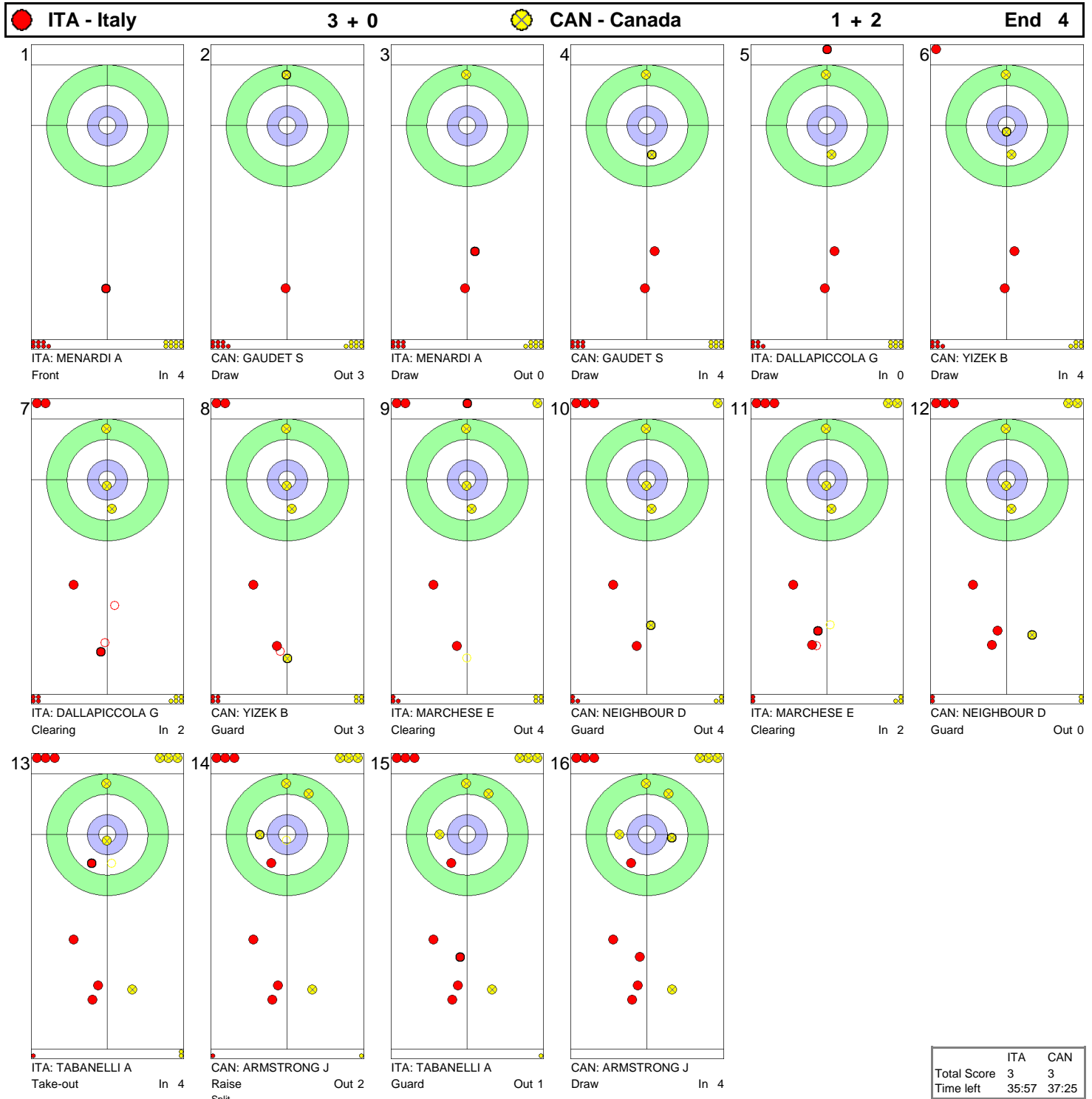


	ITA	CAN
Total Score	3	1
Time left	43:38	46:19



## GAME - SHOT BY SHOT / DÉROULEMENT DE LA PARTIE

THU 18 MAR 2010 / JEU 18 MAR 2010 START TIME / DÉBUT 18:00

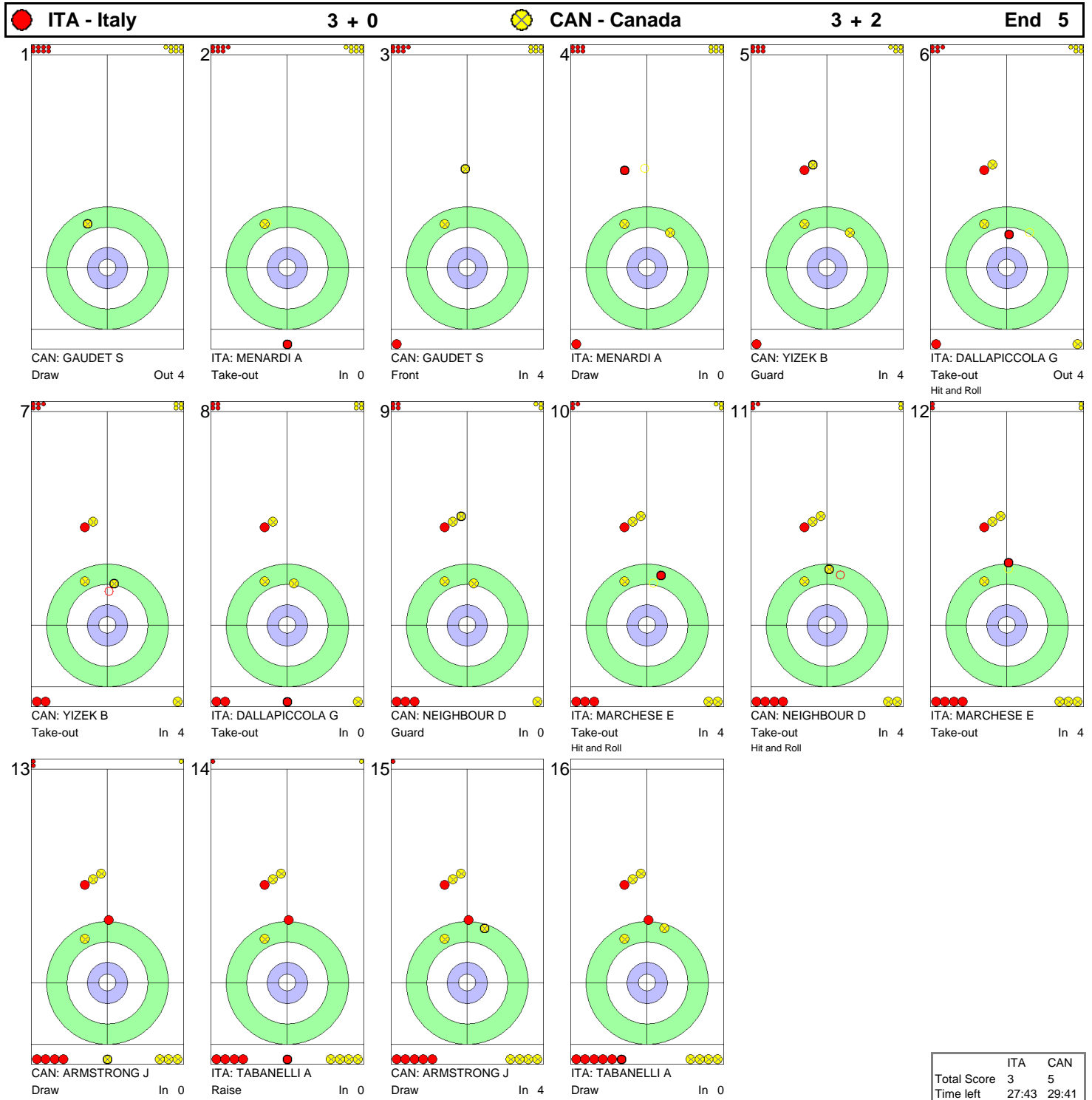


	ITA	CAN
Total Score	3	3
Time left	35:57	37:25



GAME - SHOT BY SHOT / DÉROULEMENT DE LA PARTIE

THU 18 MAR 2010 / JEU 18 MAR 2010 START TIME / DÉBUT 18:00

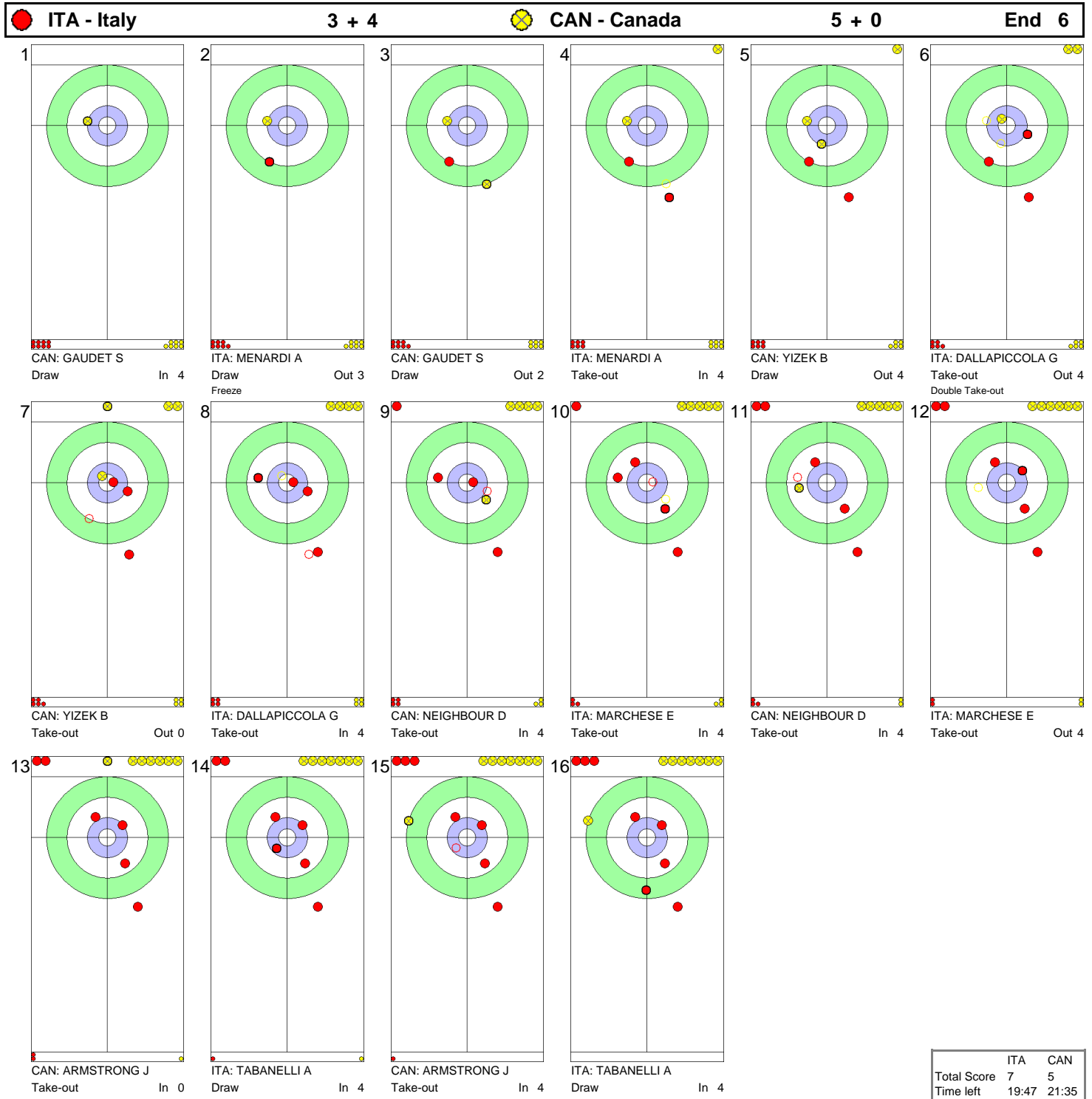


	ITA	CAN
Total Score	3	5
Time left	27:43	29:41



**GAME - SHOT BY SHOT / DÉROULEMENT DE LA PARTIE**

THU 18 MAR 2010 / JEU 18 MAR 2010 START TIME / DÉBUT 18:00



	ITA	CAN
Total Score	7	5
Time left	19:47	21:35





## GAME - SHOT BY SHOT / DÉROULEMENT DE LA PARTIE

THU 18 MAR 2010 / JEU 18 MAR 2010 START TIME / DÉBUT 18:00

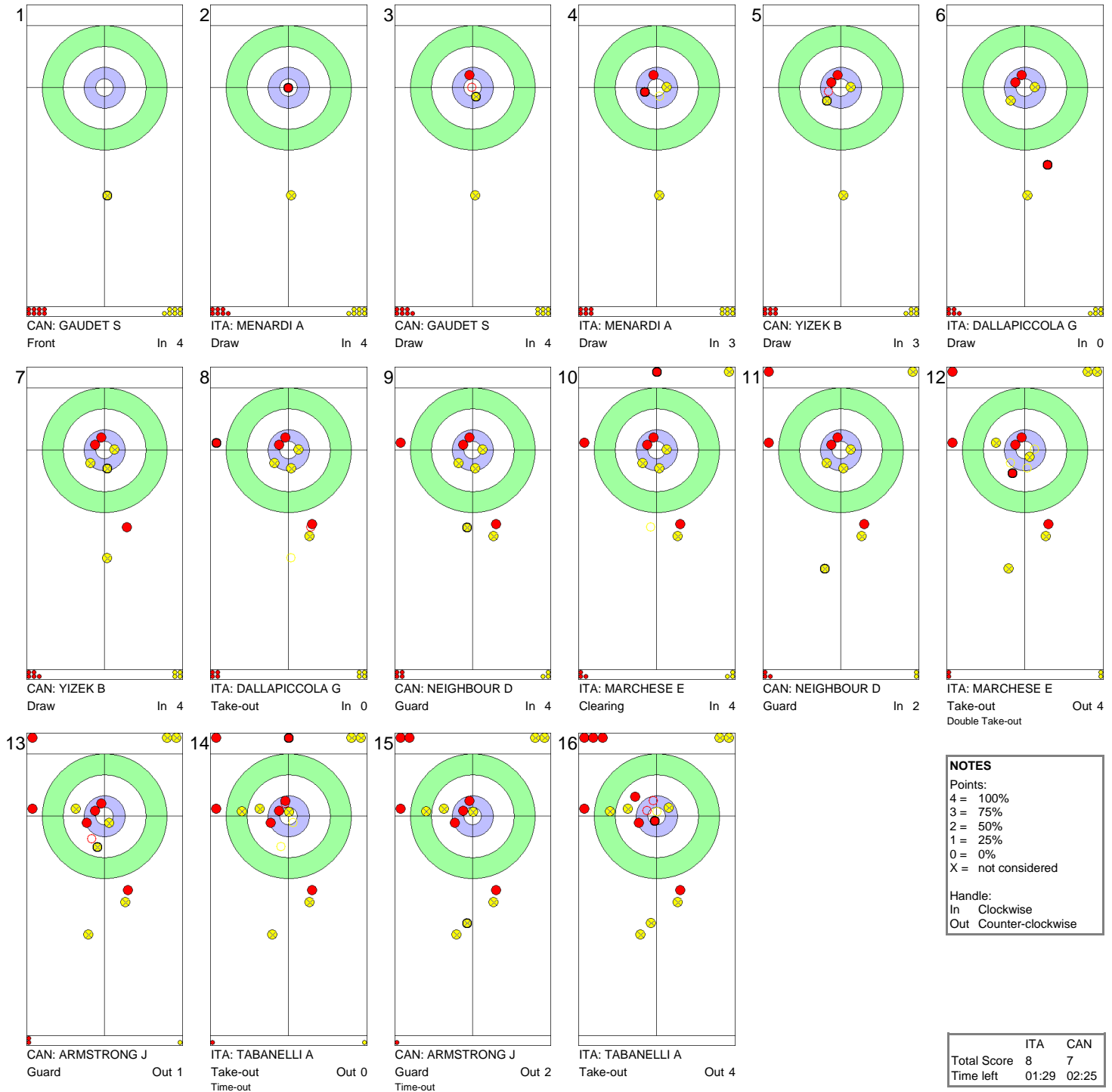




**GAME - SHOT BY SHOT / DÉROULEMENT DE LA PARTIE**

THU 18 MAR 2010 / JEU 18 MAR 2010 START TIME / DÉBUT 18:00

**ITA - Italy 7 + 1**      **CAN - Canada 7 + 0**      **End 8**



**NOTES**  
Points:  
4 = 100%  
3 = 75%  
2 = 50%  
1 = 25%  
0 = 0%  
X = not considered  
  
Handle:  
In Clockwise  
Out Counter-clockwise

	ITA	CAN
Total Score	8	7
Time left	01:29	02:25



## SESSION RESULTS AND STANDINGS RÉSULTATS DE LA SESSION ET CLASSEMENT

THU 18 MAR 2010 / JEU 18 MAR 2010 START TIME / DÉBUT 12:30

Sheet	Round	Team	LSFE	1	2	3	4	5	6	7	8	Extra	Ends	Total
A	8	SUI - Switzerland		0	0	0	1	0	1	0	X			2
	9	USA - United States of America	*	2	1	1	0	3	0	1	X			8
B	8	GER - Germany	*	0	0	0	0	2	0	0	X			2
	9	KOR - Korea		2	2	1	1	0	2	1	X			9
C	8	GBR - Great Britain	*	0	1	0	0	1	0	1	X			3
	8	ITA - Italy		3	0	1	1	0	1	0	X			6
D	8	JPN - Japan	*	1	1	0	0	4	0	0	2			8
	8	SWE - Sweden		0	0	2	2	0	2	1	0			7

### Standings After Round Robin Session 11

Rank	Team	Games	Wins	Losses	
1	CAN - Canada	8	7	1	Q
2	USA - United States of America	9	7	2	Q
3	KOR - Korea	9	6	3	Q
4	ITA - Italy	8	4	4	
4	SWE - Sweden	8	4	4	
6	GER - Germany	8	3	5	
6	JPN - Japan	8	3	5	
6	NOR - Norway	8	3	5	
9	GBR - Great Britain	8	2	6	
9	SUI - Switzerland	8	2	6	

#### LEGEND

LSFE (\*) Last stone first end

Q Qualified for the semifinals

X Unplayed/unfinished end due to concession



## SESSION REVIEW / SYNTHÈSE DE LA SESSION

THU 18 MAR 2010 / JEU 18 MAR 2010 START TIME / DÉBUT 12:30

### Session 11: USA 8-2 SUI, KOR 9-2 GER, ITA 6-3 GBR, JPN 8-7 SWE

VANCOUVER, Mar 18 - Korea qualified for the Semifinals with a 9-2 victory over Germany in Session 11 of the Wheelchair Curling tournament at Vancouver Paralympic Centre on Thursday.

#### USA 8-2 SUI (Sheet A)

The USA altered its line-up as Jimmy JOSEPH (USA) replaced Jim PIERCE (USA) in the second position. Switzerland put alternate Martin BIERI (SUI) in the lead position and moved lead Anton KEHRLI (SUI) into the second position in favour of Daniel MEYER (SUI).

USA picked up a deuce in the first end and stole a point in both the second and third ends to take a 4-0 lead.

Switzerland got on the scoreboard with a single in the fourth end.

For the second half of the game, the USA made another line-up change with Jim PIERCE (USA) in the third position for Patrick McDONALD (USA).

The USA scored three points in the fifth to take a 7-1 lead and Switzerland replied with a single in the sixth end.

It was handshakes after the seventh end when the USA scored another single to win 8-2.

USA Skip Augusto PEREZ (USA) was rated at 71 percent for his shots. Swiss skip Manfred BOLLIGER (SUI) curled a poor 18 percent.

#### KOR 9-2 GER (Sheet B)

Korea stole two points in the first and when Germany skip Jens JAEGER (GER) came up light with his final stone in the second, Korea stole two for a 4-0 lead.

Both teams stepped up their play in the third end with a nice exchange of hits, but it was Korea which picked up another steal. Korea kept attacking in the fourth end to steal another point to extend its lead to 6-0.

Germany got on the scoreboard with a deuce in the fifth but Korea came right back with another deuce in the sixth end for a lead of 8-2.

Germany conceded the game in the seventh end when Korea stole one point to win 9-2.

Korea skip Kim HAKSUNG (KOR) had a good game, curling at 73 percent. JAEGER (GER) was rated at 43 percent.



### ITA 6-3 GBR (Sheet C)

Great Britain fourth stone thrower Aileen NEILSON (GBR) failed with a double hit attempt in the first to give Italy a steal of three points.

Great Britain drew for a single in the second end but Italy replied with a single in the third to take a 4-1 lead.

After a measurement, Italy stole a point in the fourth to widen the gap to 5-1.

Facing three Italian stones, NEILSON (GBR) drew for a single in the fifth end but Italy drew for a single in the sixth to take a 6-2 lead.

There was another measurement in the seventh end with a stone from each team crowding the button. The measurement went in favour of Great Britain for a single point to make the score 6-3.

Italy ran Great Britain out of rocks in the eighth end to win 6-3.

### JPN 8-7 SWE (Sheet D)

Japan changed its line-up with Aki OGAWA (JPN) playing second for Takashi HIDAI (JPN).

Japan scored one in the first and took another single in the second after two messy ends, with plenty of stones crowding the house.

Sweden tied the game with a deuce in the third end and then took a 4-2 lead by stealing two points in the fourth.

After miscues by Sweden in the fifth end, Japan drew for four points and a 6-4 lead, but Sweden got back on track with a deuce in the sixth end to tie the game.

In a complicated seventh end, Sweden had a counter behind multiple guards, forcing Japan skip Yoji NAKAJIMA (JPN) into a difficult shot to score. NAKAJIMA (JPN) was light, giving up a steal of one point and a 7-6 lead to Sweden.

Japan scored two points in the eighth end for an 8-7 win.

Canada and Norway had a bye in Session 11.

After Session 11 play, Canada is alone in first place with a record of seven wins and one loss.

The USA is in second place with a 7-2 record.

Korea is in third with a 6-3 record.

Italy and Sweden are tied for fourth, each with a record of four wins and four losses.

Germany, Norway and Japan each have three wins and five losses.

Switzerland and Great Britain each have a 2-6 record.

The final Round Robin Session on Thursday evening will create the playoff and potential tie-breaker scenario.

In Session 12, Japan plays Great Britain, Switzerland battles Norway, Germany takes on Sweden and Canada faces Italy.



## GAME RESULTS / RÉSULTATS DE LA PARTIE

THU 18 MAR 2010 / JEU 18 MAR 2010 START TIME / DÉBUT 12:30

Sheet	Round	Team	LSFE	1	2	3	4	5	6	7	8	Extra Ends	Total
A	8	SUI - Switzerland		0	0	0	1	0	1	0	X		2
	9	USA - United States of America	*	2	1	1	0	3	0	1	X		8

SUI - Switzerland		Game	All
4 S	BOLLIGER Manfred	18 %	35 %
3	HUETTENMOSER Claudia	30 %	41 %
2	KEHRLI Anton	36 %	49 %
1	BIERI Martin	63 %	58 %
A	MEYER Daniel	- %	42 %
Team Total		37 %	43 %

USA - United States of America		Game	All
4 S	PEREZ Augusto	71 %	55 %
3	McDONALD Patrick	75 %	52 %
2	JOSEPH Jimmy	64 %	47 %
1	KAPINOWSKI Jacqui	36 %	66 %
A	PIERCE Jim	56 %	61 %
Team Total		59 %	58 %

Time remaining: 11 minutes 3 seconds

Last Stone Draw: 185.4 cm (out)

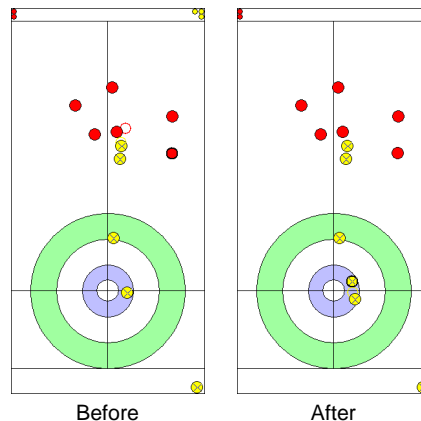
Time remaining: 15 minutes 10 seconds

Last Stone Draw: 16.2 cm

PIERCE J replaced McDONALD P at the beginning of end 4

### Most Important Shot:

The U.S. Team found draw weight early in the game. The U.S. Third PIERCE J threw 2 perfect Draws behind cover to the top four foot, allowing the U.S. Team to score three and to take a commanding lead and control of the game.



End: 5  
Team: USA  
Player: PIERCE J  
Stone: Third, 2nd stone  
Task: Draw  
Handle: In-turn  
Points: 100%

● : SUI  
● : USA

### NOTES

Team position and functions are attached to each team member's name as follows:  
4 = Fourth, 3 = Third, 2 = Second, 1 = Lead, A = Alternate, S = Skip

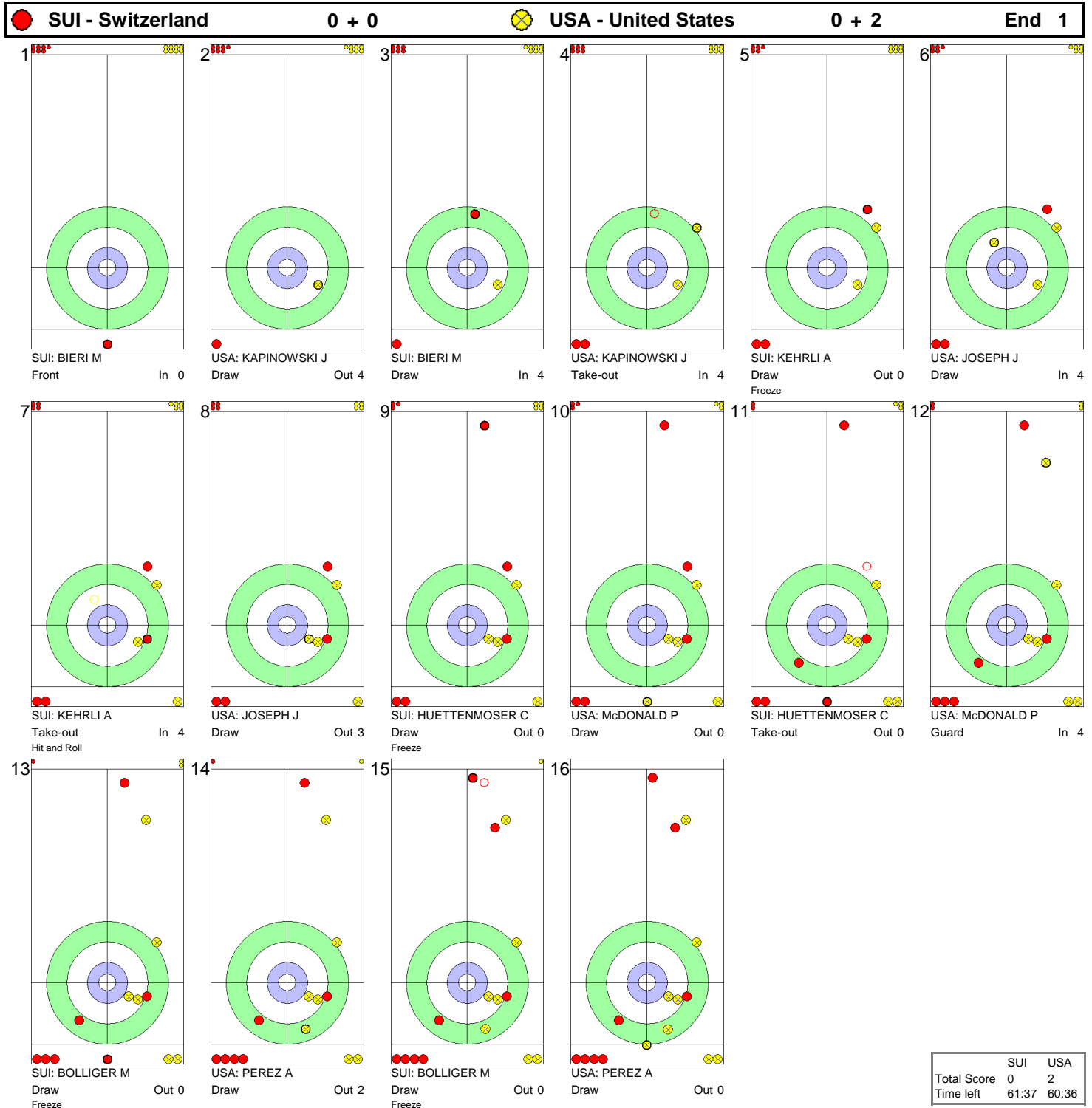
### LEGEND

LSFE (\*) Last stone first end X Unplayed/unfinished end due to concession



**GAME - SHOT BY SHOT / DÉROULEMENT DE LA PARTIE**

THU 18 MAR 2010 / JEU 18 MAR 2010 START TIME / DÉBUT 12:30



	SUI	USA
Total Score	0	2
Time left	61:37	60:36



## GAME - SHOT BY SHOT / DÉROULEMENT DE LA PARTIE

THU 18 MAR 2010 / JEU 18 MAR 2010 START TIME / DÉBUT 12:30



	SUI	USA
Total Score	0	3
Time left	53:46	52:54





**GAME - SHOT BY SHOT / DÉROULEMENT DE LA PARTIE**

THU 18 MAR 2010 / JEU 18 MAR 2010 START TIME / DÉBUT 12:30

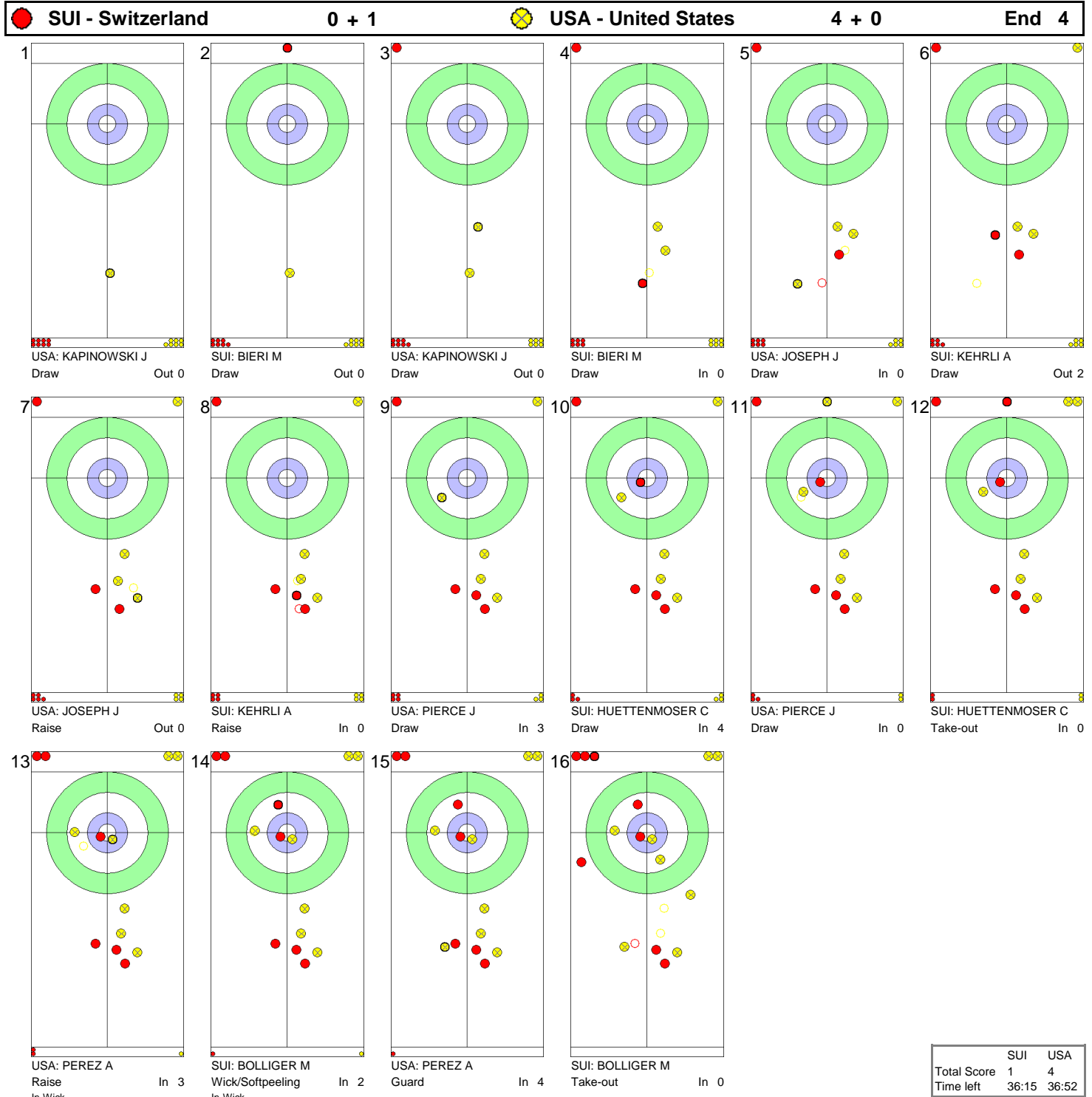


	SUI	USA
Total Score	0	4
Time left	45:38	44:48



## GAME - SHOT BY SHOT / DÉROULEMENT DE LA PARTIE

THU 18 MAR 2010 / JEU 18 MAR 2010 START TIME / DÉBUT 12:30





## GAME - SHOT BY SHOT / DÉROULEMENT DE LA PARTIE

THU 18 MAR 2010 / JEU 18 MAR 2010 START TIME / DÉBUT 12:30



	SUI	USA
Total Score	1	7
Time left	27:44	29:31



**GAME - SHOT BY SHOT / DÉROULEMENT DE LA PARTIE**

THU 18 MAR 2010 / JEU 18 MAR 2010 START TIME / DÉBUT 12:30

**● SUI - Switzerland 1 + 1 ● USA - United States 7 + 0 End 6**



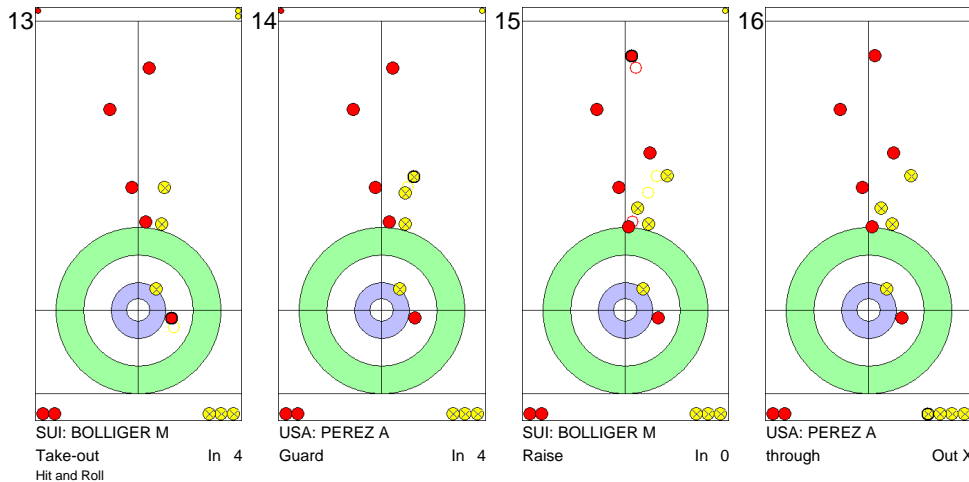
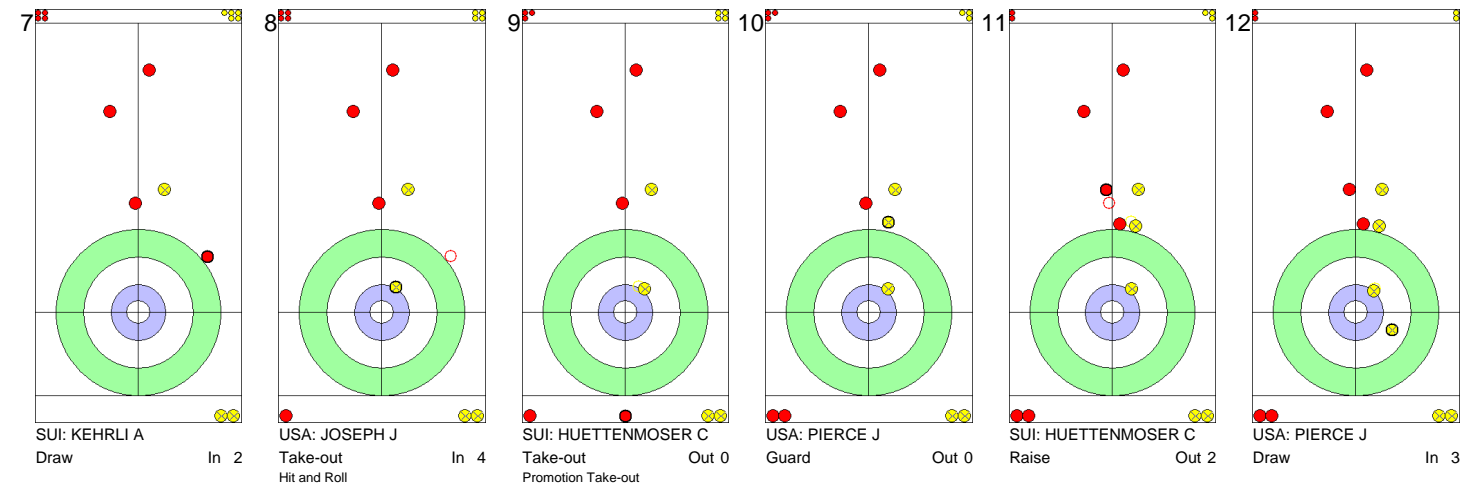
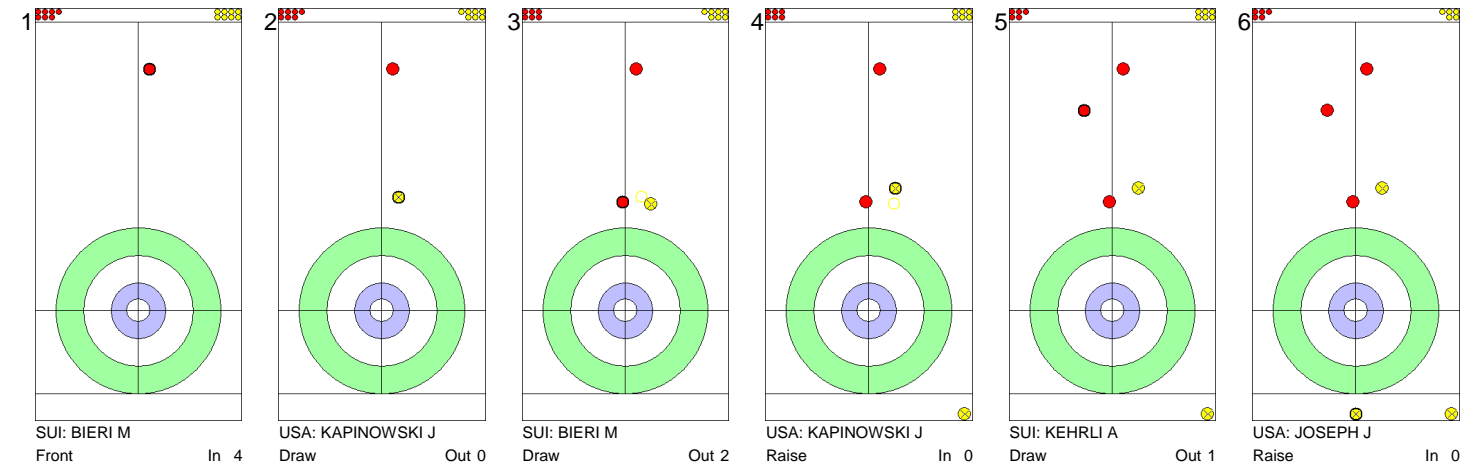
	SUI	USA
Total Score	2	7
Time left	19:26	22:47



## GAME - SHOT BY SHOT / DÉROULEMENT DE LA PARTIE

THU 18 MAR 2010 / JEU 18 MAR 2010 START TIME / DÉBUT 12:30

● **SUI - Switzerland**      **2 + 0**     
 ● **USA - United States**      **7 + 1**     
 **End 7**



**NOTES**  
 Points:  
 4 = 100%  
 3 = 75%  
 2 = 50%  
 1 = 25%  
 0 = 0%  
 X = not considered  
 Handle:  
 In Clockwise  
 Out Counter-clockwise

	SUI	USA
Total Score	2	8
Time left	11:03	15:10



## GAME RESULTS / RÉSULTATS DE LA PARTIE

THU 18 MAR 2010 / JEU 18 MAR 2010 START TIME / DÉBUT 12:30

Sheet	Round	Team	LSFE	1	2	3	4	5	6	7	8	Extra Ends	Total
B	8	GER - Germany	*	0	0	0	0	2	0	0	X		2
	9	KOR - Korea		2	2	1	1	0	2	1	X		9

GER - Germany		Game	All
4 S	JAEGER Jens	43 %	47 %
3	SIEGER Marcus	57 %	45 %
2	GAEBEL Jens	61 %	55 %
1	STEGER Christiane	48 %	61 %
A	HOER Astrid	- %	- %
Team Total		52 %	52 %

KOR - Korea		Game	All
4 S	KIM Haksung	73 %	55 %
3	KIM Myungjin	64 %	55 %
2	CHO Yanghyun	52 %	60 %
1	KANG Misuk	63 %	63 %
A	PARK Kilwoo	- %	48 %
Team Total		63 %	57 %

Time remaining: 15 minutes 20 seconds

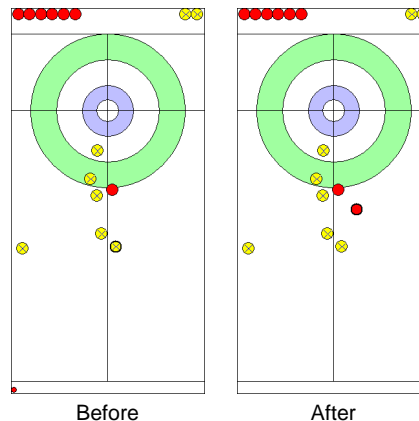
Last Stone Draw: 17.1 cm

Time remaining: 17 minutes 33 seconds

Last Stone Draw: 185.4 cm (out)

### Most Important Shot:

After giving up a steal of two in the first end, German Skip JAEGER J had to make a last stone Draw against two counting Korean stones. He was short of the house, giving up another steal, and handing control of the game to Korea.



End: 2  
Team: GER  
Player: JAEGER J  
Stone: Fourth, 2nd stone  
Task: Draw  
Handle: Out-turn  
Points: 0%

● : GER  
● : KOR

### NOTES

Team position and functions are attached to each team member's name as follows:  
4 = Fourth, 3 = Third, 2 = Second, 1 = Lead, A = Alternate, S = Skip

### LEGEND

LSFE (\*) Last stone first end X Unplayed/unfinished end due to concession



GAME - SHOT BY SHOT / DÉROULEMENT DE LA PARTIE

THU 18 MAR 2010 / JEU 18 MAR 2010 START TIME / DÉBUT 12:30

**GER - Germany** 0 + 0 **KOR - Korea** 0 + 2 **End 1**

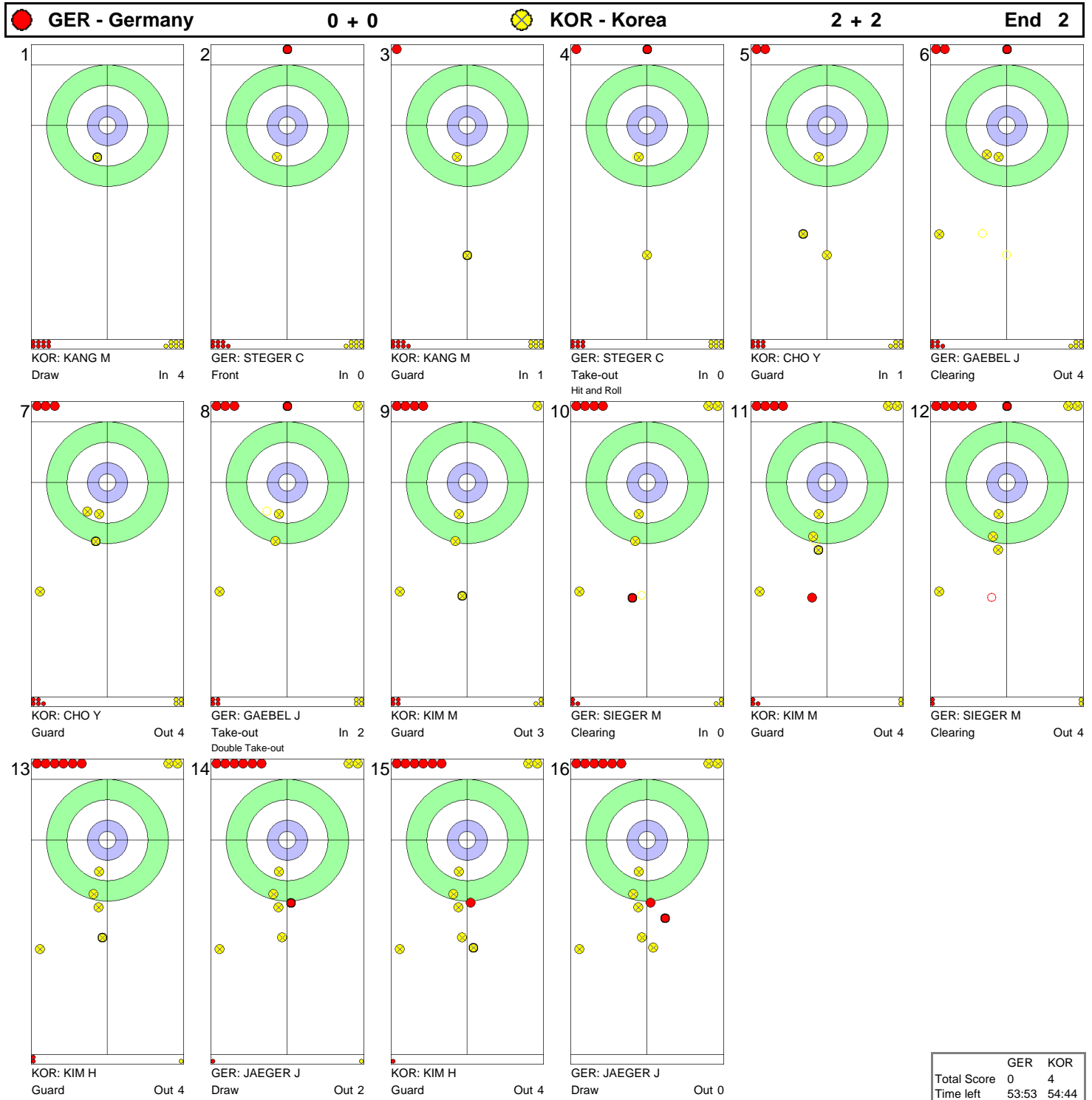


	GER	KOR
Total Score	0	2
Time left	61:49	61:03



GAME - SHOT BY SHOT / DÉROULEMENT DE LA PARTIE

THU 18 MAR 2010 / JEU 18 MAR 2010 START TIME / DÉBUT 12:30



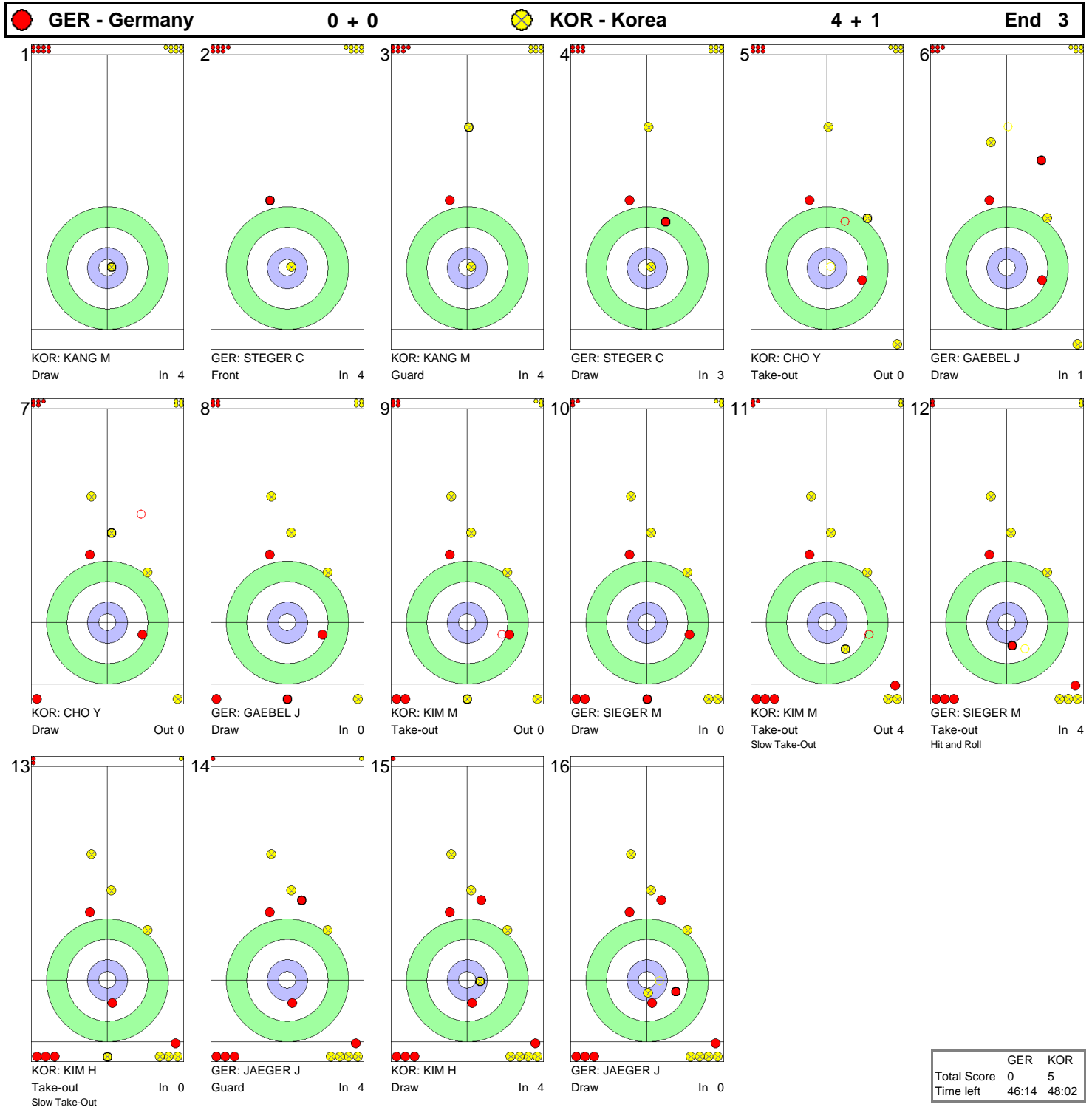
	GER	KOR
Total Score	0	4
Time left	53:53	54:44





GAME - SHOT BY SHOT / DÉROULEMENT DE LA PARTIE

THU 18 MAR 2010 / JEU 18 MAR 2010 START TIME / DÉBUT 12:30



	GER	KOR
Total Score	0	5
Time left	46:14	48:02



## GAME - SHOT BY SHOT / DÉROULEMENT DE LA PARTIE

THU 18 MAR 2010 / JEU 18 MAR 2010 START TIME / DÉBUT 12:30



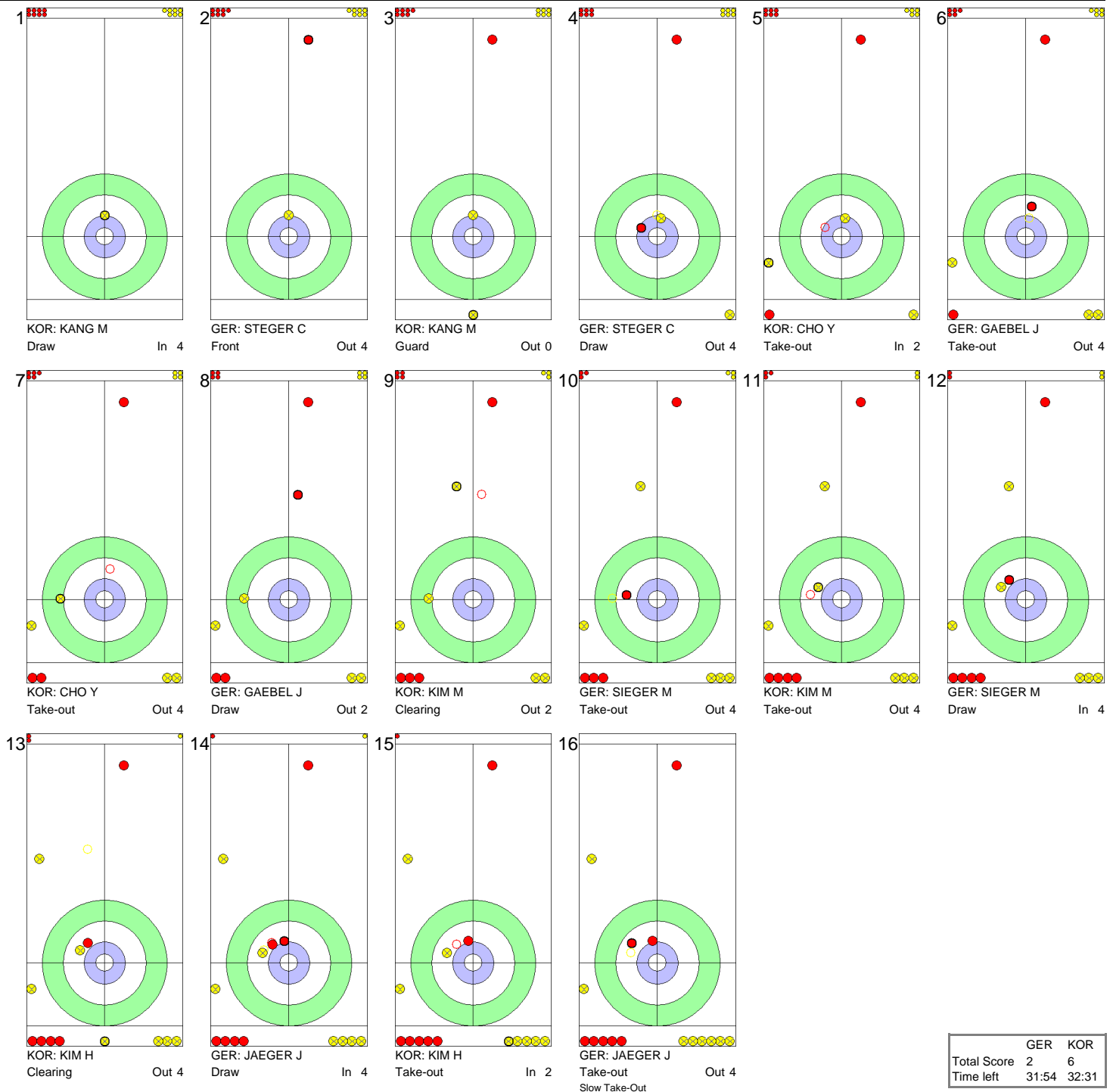
	GER	KOR
Total Score	0	6
Time left	39:33	40:46



GAME - SHOT BY SHOT / DÉROULEMENT DE LA PARTIE

THU 18 MAR 2010 / JEU 18 MAR 2010 START TIME / DÉBUT 12:30

**GER - Germany** 0 + 2 **KOR - Korea** 6 + 0 **End 5**

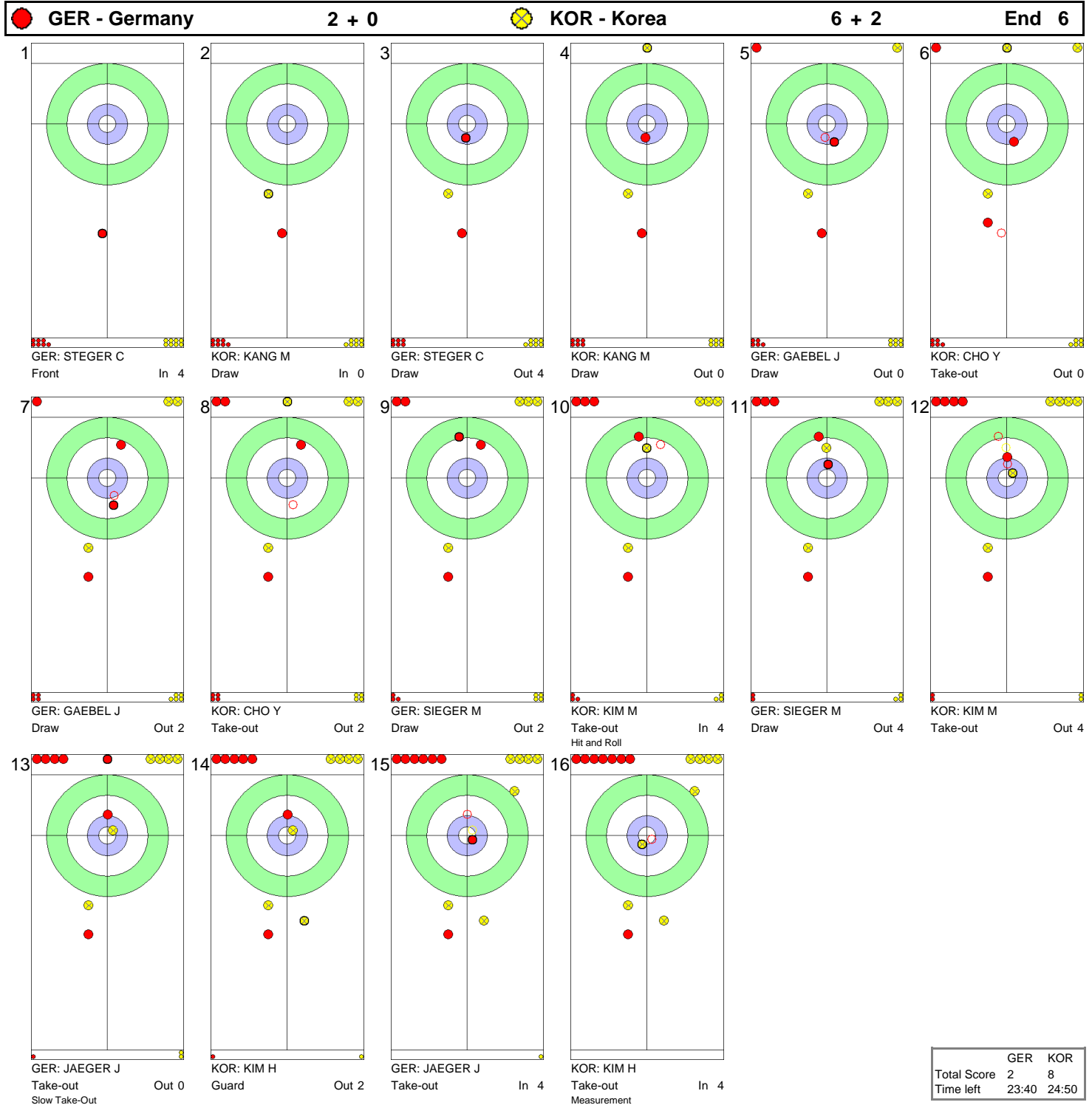


	GER	KOR
Total Score	2	6
Time left	31:54	32:31



**GAME - SHOT BY SHOT / DÉROULEMENT DE LA PARTIE**

THU 18 MAR 2010 / JEU 18 MAR 2010 START TIME / DÉBUT 12:30



	GER	KOR
Total Score	2	8
Time left	23:40	24:50



**GAME - SHOT BY SHOT / DÉROULEMENT DE LA PARTIE**

THU 18 MAR 2010 / JEU 18 MAR 2010 START TIME / DÉBUT 12:30

**GER - Germany 2 + 0**      **KOR - Korea 8 + 1**      **End 7**



**NOTES**  
 Points:  
 4 = 100%  
 3 = 75%  
 2 = 50%  
 1 = 25%  
 0 = 0%  
 X = not considered

Handle:  
 In Clockwise  
 Out Counter-clockwise

	GER	KOR
Total Score	2	9
Time left	15:20	17:33



## GAME RESULTS / RÉSULTATS DE LA PARTIE

THU 18 MAR 2010 / JEU 18 MAR 2010 START TIME / DÉBUT 12:30

Sheet	Round	Team	LSFE	1	2	3	4	5	6	7	8	Extra Ends	Total
C	8	GBR - Great Britain	*	0	1	0	0	1	0	1	X		3
	8	ITA - Italy		3	0	1	1	0	1	0	X		6

GBR - Great Britain		Game	All
4	NEILSON Aileen	50 %	49 %
3 S	McCREADIE Michael	56 %	56 %
2	KILLIN Tom	53 %	56 %
1	MALONE Angie	64 %	65 %
A	SELLAR Jim	- %	- %
Team Total		56 %	57 %

ITA - Italy		Game	All
4 S	TABANELLI Andrea	59 %	53 %
3	MARCHESE Egidio	70 %	65 %
2	DALLAPICCOLA Gabriele	61 %	62 %
1	MENARDI Angela	70 %	69 %
A	SPELORZI Emanuele	- %	59 %
Team Total		65 %	62 %

Time remaining: 3 minutes 10 seconds

Last Stone Draw: 40.3 cm

Time-out: end 7, GBR-6

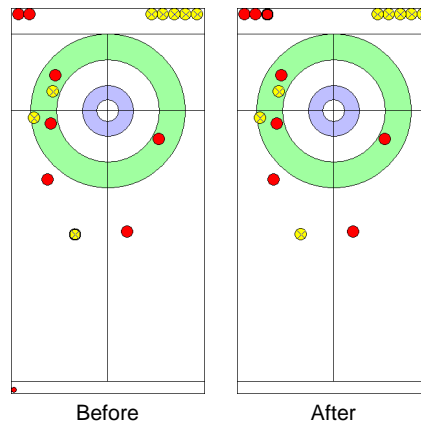
Time remaining: 5 minutes 53 seconds

Last Stone Draw: 185.4 cm (out)

Time-out: end 6, ITA-8

### Most Important Shot:

British Fourth NEILSON A missed an open Draw to the 8 foot in her attempt to score. Instead Italy stole one to take a 5:1 lead and command of the game.



End: 4  
Team: GBR  
Player: NEILSON A  
Stone: Fourth, 2nd stone  
Task: Draw  
Handle: Out-turn  
Points: 0%

● : GBR  
● : ITA

### NOTES

Team position and functions are attached to each team member's name as follows:  
4 = Fourth, 3 = Third, 2 = Second, 1 = Lead, A = Alternate, S = Skip

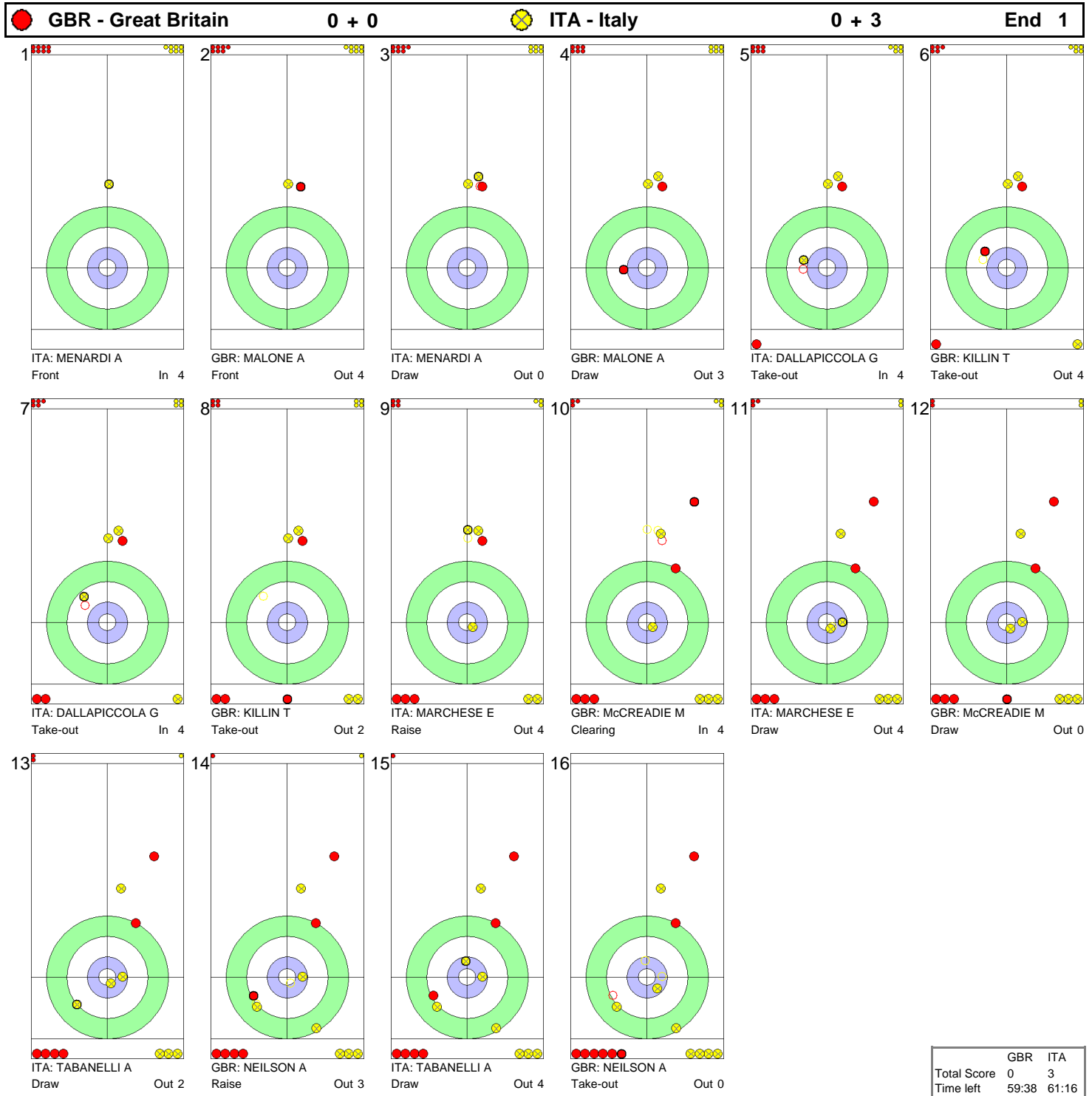
### LEGEND

LSFE (\*) Last stone first end X Unplayed/unfinished end due to concession



**GAME - SHOT BY SHOT / DÉROULEMENT DE LA PARTIE**

THU 18 MAR 2010 / JEU 18 MAR 2010 START TIME / DÉBUT 12:30





**GAME - SHOT BY SHOT / DÉROULEMENT DE LA PARTIE**

THU 18 MAR 2010 / JEU 18 MAR 2010 START TIME / DÉBUT 12:30







**GAME - SHOT BY SHOT / DÉROULEMENT DE LA PARTIE**

THU 18 MAR 2010 / JEU 18 MAR 2010 START TIME / DÉBUT 12:30

**GBR - Great Britain**      **1 + 0**      **ITA - Italy**      **3 + 1**      **End 3**

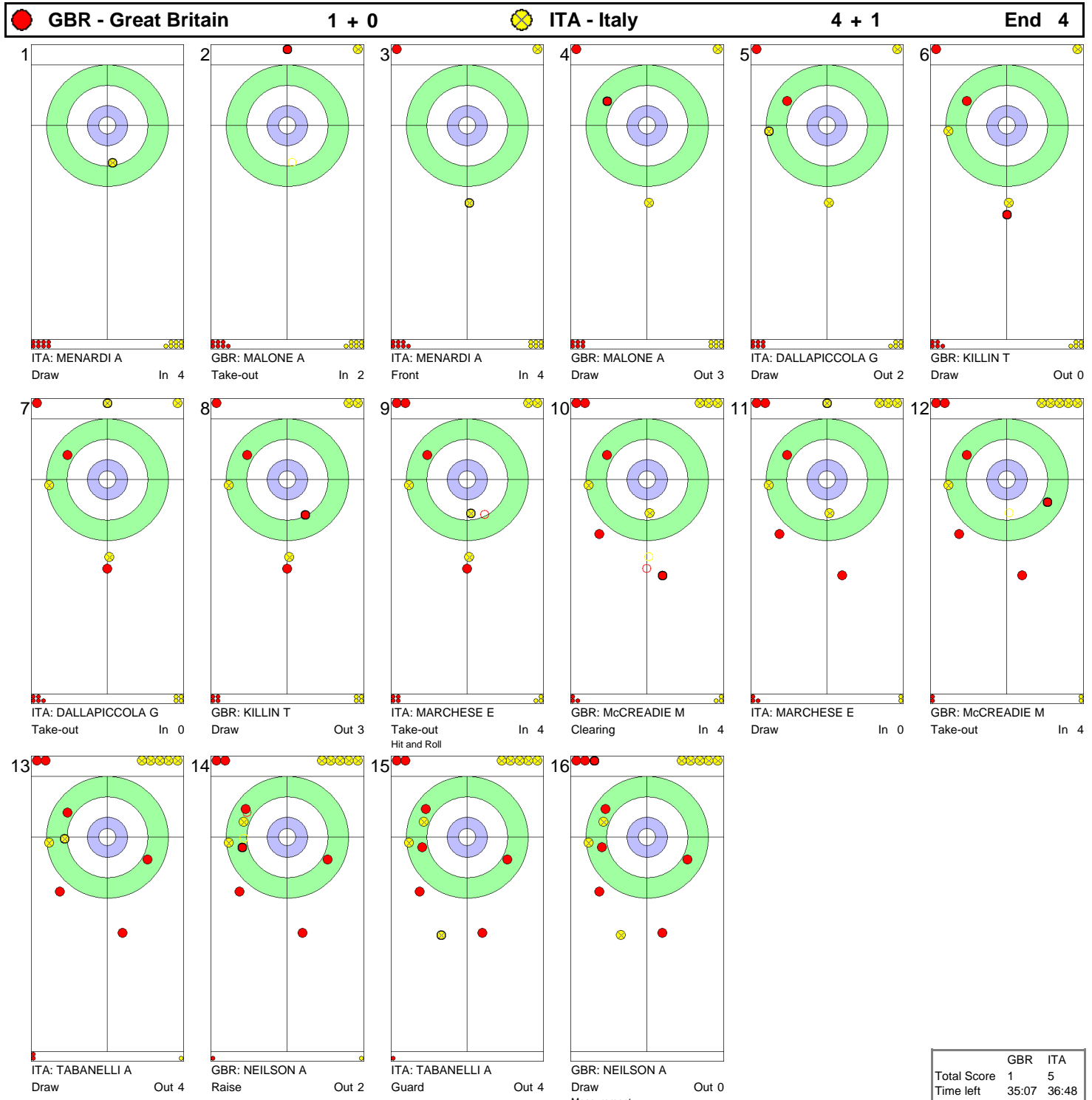


	GBR	ITA
Total Score	1	4
Time left	43:31	44:45



**GAME - SHOT BY SHOT / DÉROULEMENT DE LA PARTIE**

THU 18 MAR 2010 / JEU 18 MAR 2010 START TIME / DÉBUT 12:30



	GBR	ITA
Total Score	1	5
Time left	35:07	36:48



## GAME - SHOT BY SHOT / DÉROULEMENT DE LA PARTIE

THU 18 MAR 2010 / JEU 18 MAR 2010 START TIME / DÉBUT 12:30





**GAME - SHOT BY SHOT / DÉROULEMENT DE LA PARTIE**

THU 18 MAR 2010 / JEU 18 MAR 2010 START TIME / DÉBUT 12:30

**GBR - Great Britain 2 + 0**      **ITA - Italy 5 + 1**      **End 6**



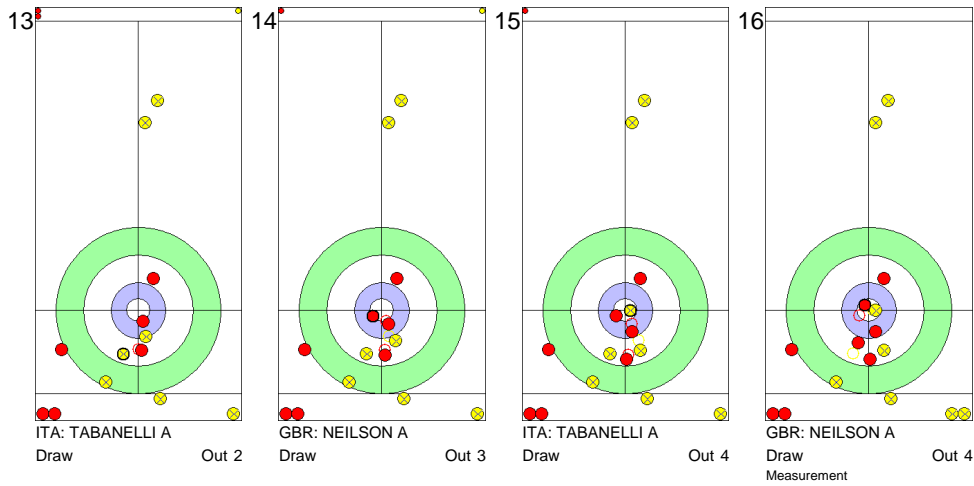
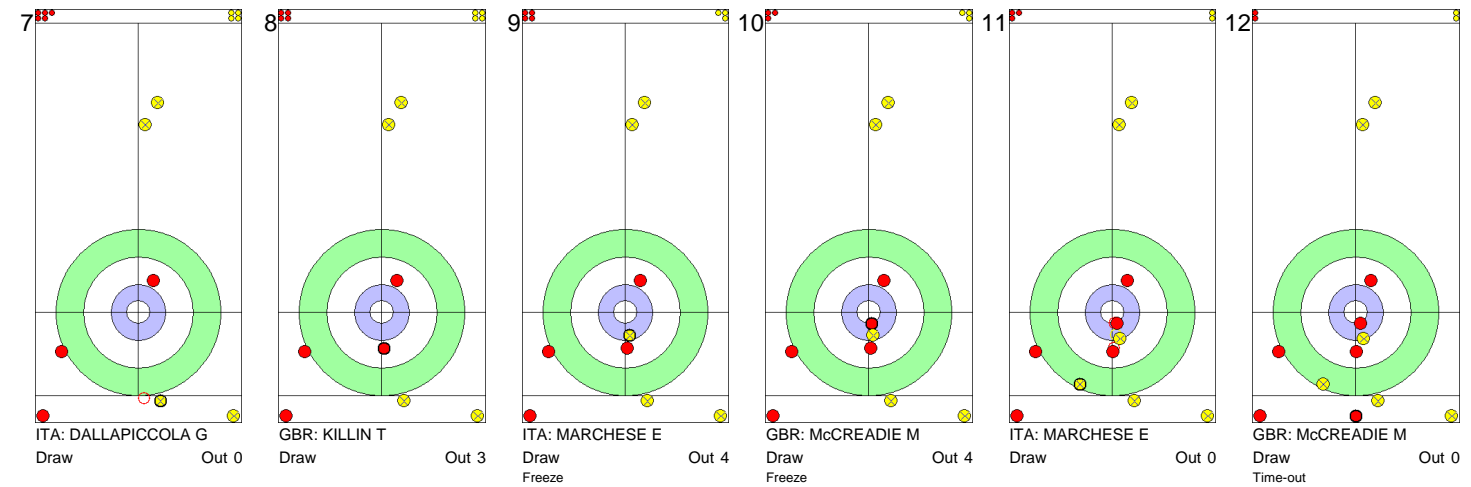
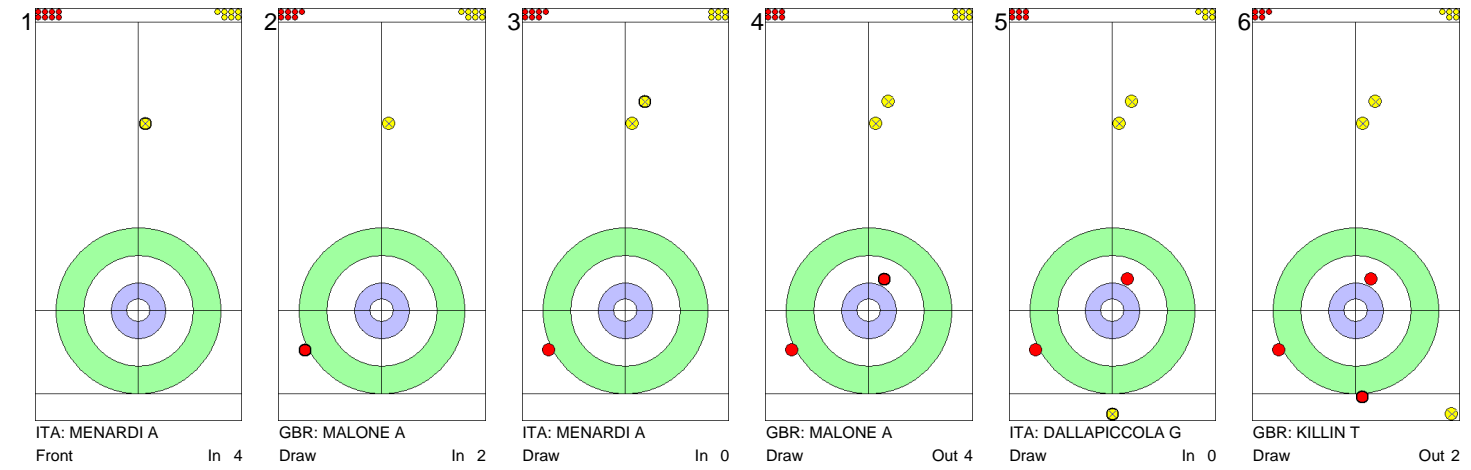
	GBR	ITA
Total Score	2	6
Time left	17:54	20:39



**GAME - SHOT BY SHOT / DÉROULEMENT DE LA PARTIE**

THU 18 MAR 2010 / JEU 18 MAR 2010 START TIME / DÉBUT 12:30

**GBR - Great Britain**      **2 + 1**      **ITA - Italy**      **6 + 0**      **End 7**

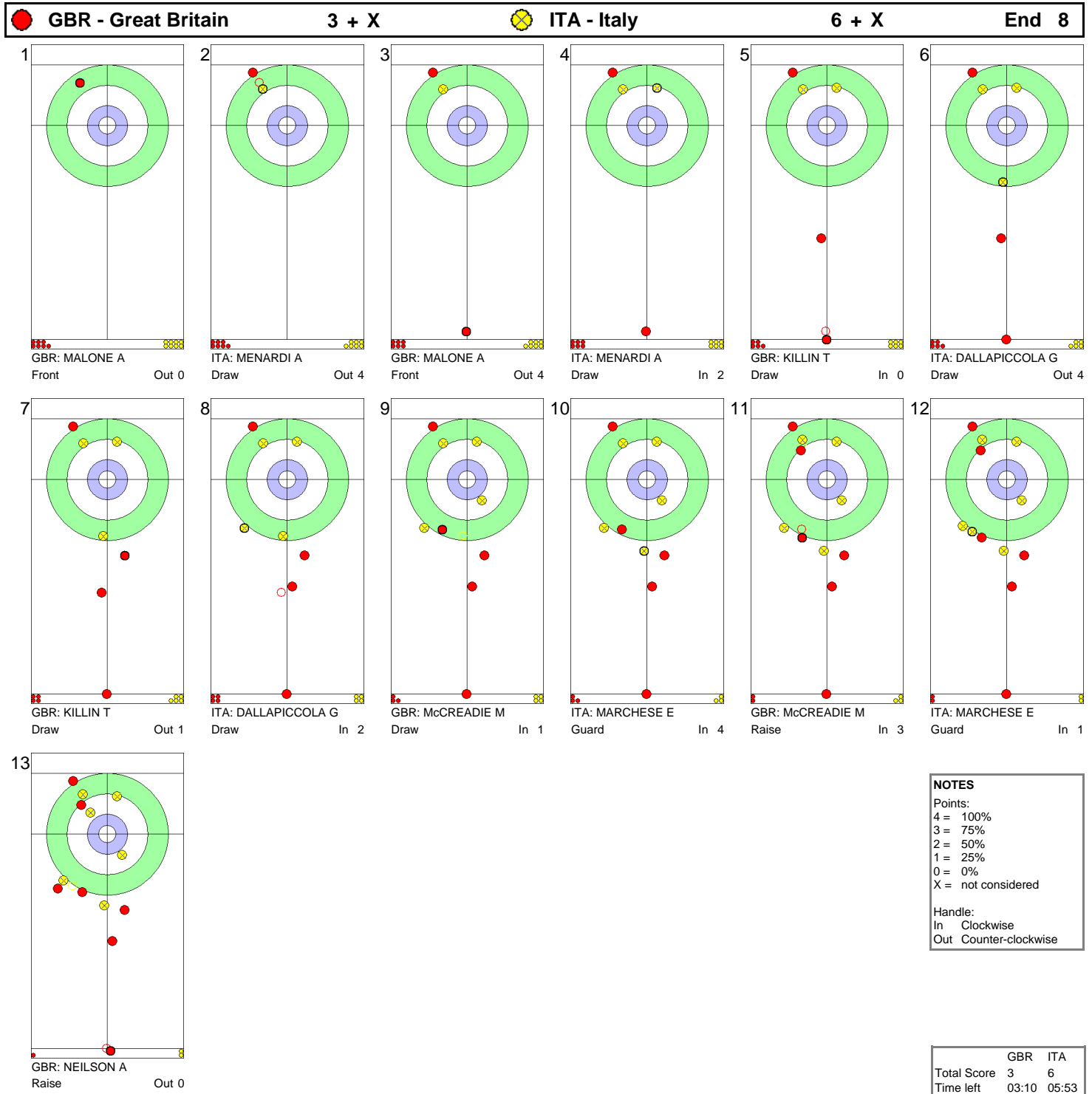


	GBR	ITA
Total Score	3	6
Time left	08:23	12:24



## GAME - SHOT BY SHOT / DÉROULEMENT DE LA PARTIE

THU 18 MAR 2010 / JEU 18 MAR 2010 START TIME / DÉBUT 12:30





## GAME RESULTS / RÉSULTATS DE LA PARTIE

THU 18 MAR 2010 / JEU 18 MAR 2010 START TIME / DÉBUT 12:30

Sheet	Round	Team	LSFE	1	2	3	4	5	6	7	8	Extra Ends	Total
D	8	JPN - Japan	*	1	1	0	0	4	0	0	2		8
	8	SWE - Sweden		0	0	2	2	0	2	1	0		7

JPN - Japan		Game	All
4 S	NAKAJIMA Yoji	33 %	40 %
3	ICHIKAWA Katsuo	33 %	50 %
2	OGAWA Aki	52 %	45 %
1	SAITOH Ayako	56 %	70 %
A	HIDAI Takashi	- %	48 %
Team Total		44 %	52 %

SWE - Sweden		Game	All
4	IKONEN Glenn	39 %	54 %
3 S	JUNGNELL Jalle	47 %	44 %
2	BURMAN Patrik	33 %	56 %
1	WILHELM Anette	66 %	66 %
A	KALLIN Patrik	- %	- %
Team Total		46 %	55 %

Time remaining: 2 minutes 20 seconds

Last Stone Draw: 185.4 cm (out-toss)

Time-out: end 6, JPN-8

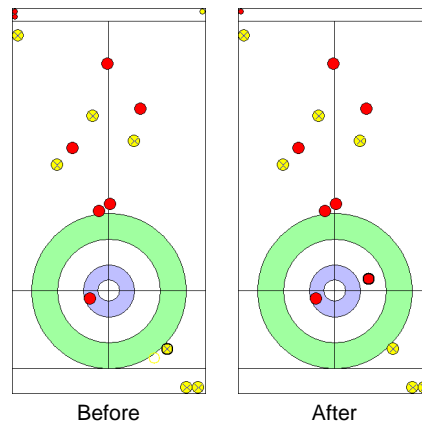
Time remaining: 0 minutes 0 seconds

Last Stone Draw: 185.4 cm (out)

Time-out: end 5, SWE-8

### Most Important Shot:

Japanese Skip NAKAJIMA Y made an excellent Draw to the right side of the 8 foot which allowed Japan to lie 3. This shot also forced the Swedish Fourth IKONEN G to attempt a difficult Raise on the other side of the sheet. After the Swedish stone missed, Japan was able to make the Draw for four.



End: 5  
Team: JPN  
Player: NAKAJIMA Y  
Stone: Fourth, 1st stone  
Task: Draw  
Handle: In-turn  
Points: 100%

● : JPN  
● : SWE

### NOTES

Team position and functions are attached to each team member's name as follows:  
4 = Fourth, 3 = Third, 2 = Second, 1 = Lead, A = Alternate, S = Skip

### LEGEND

LSFE (\*) Last stone first end



## GAME - SHOT BY SHOT / DÉROULEMENT DE LA PARTIE

THU 18 MAR 2010 / JEU 18 MAR 2010 START TIME / DÉBUT 12:30

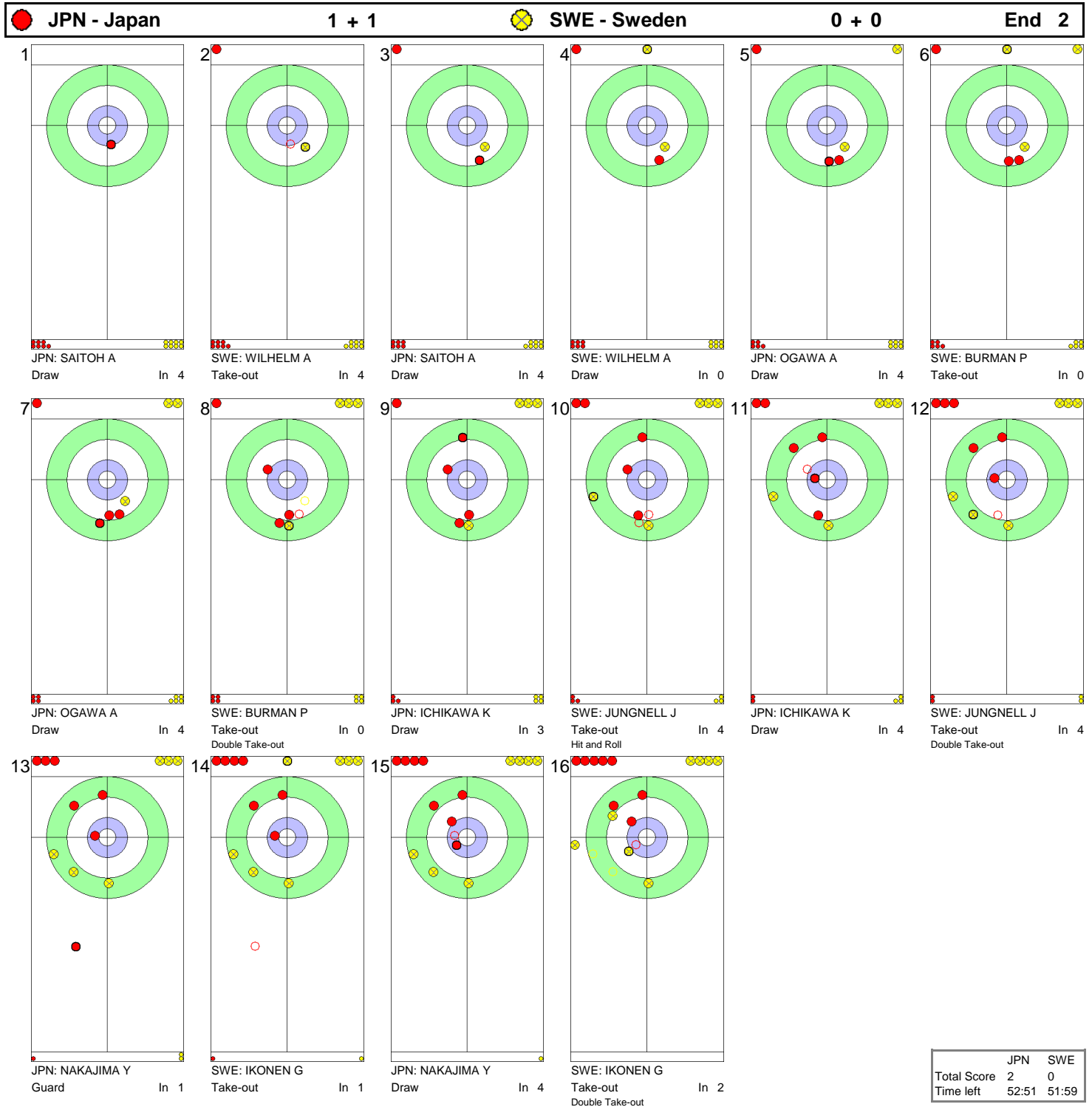






**GAME - SHOT BY SHOT / DÉROULEMENT DE LA PARTIE**

THU 18 MAR 2010 / JEU 18 MAR 2010 START TIME / DÉBUT 12:30



	JPN	SWE
Total Score	2	0
Time left	52:51	51:59



## GAME - SHOT BY SHOT / DÉROULEMENT DE LA PARTIE

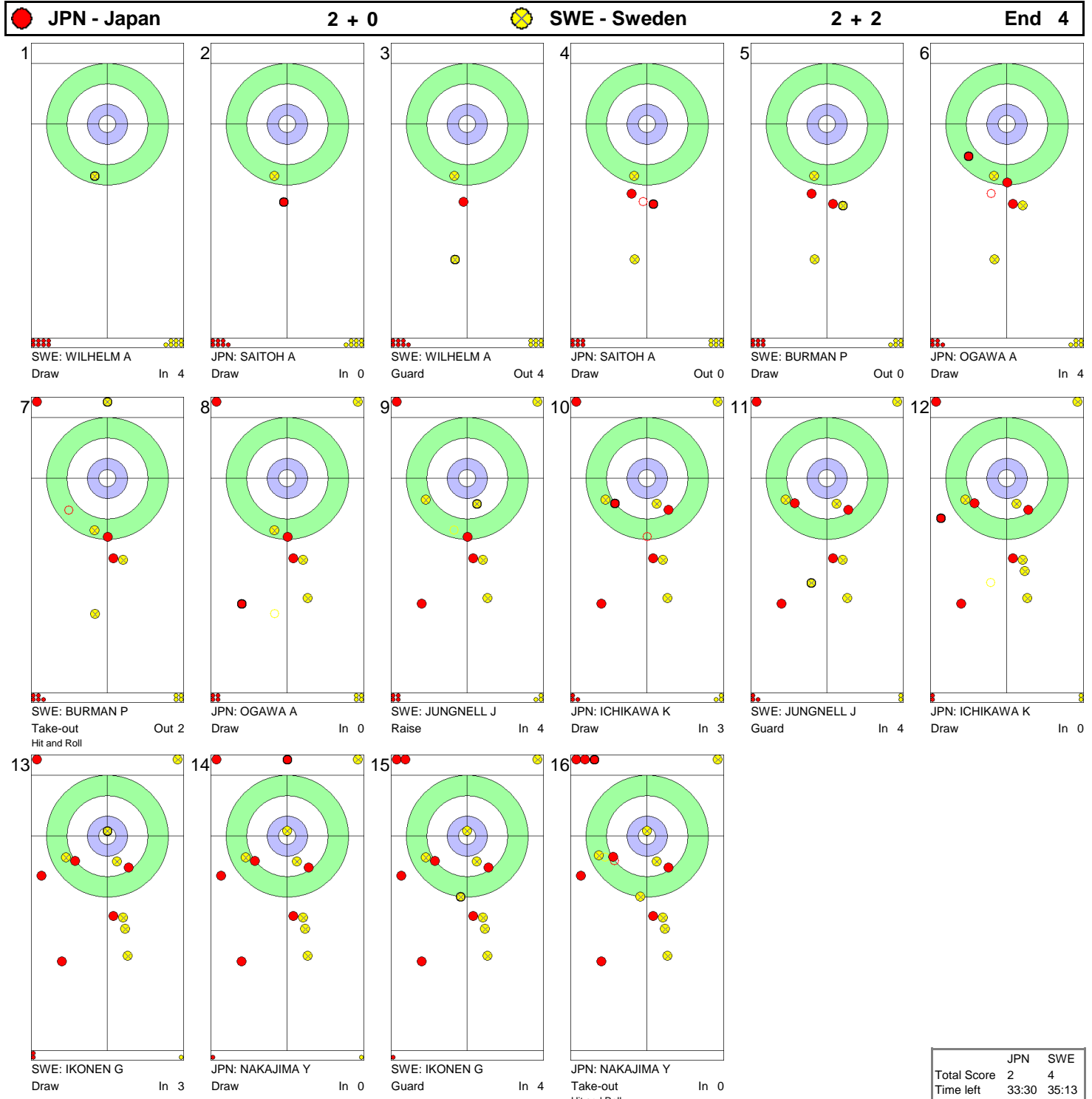
THU 18 MAR 2010 / JEU 18 MAR 2010 START TIME / DÉBUT 12:30





## GAME - SHOT BY SHOT / DÉROULEMENT DE LA PARTIE

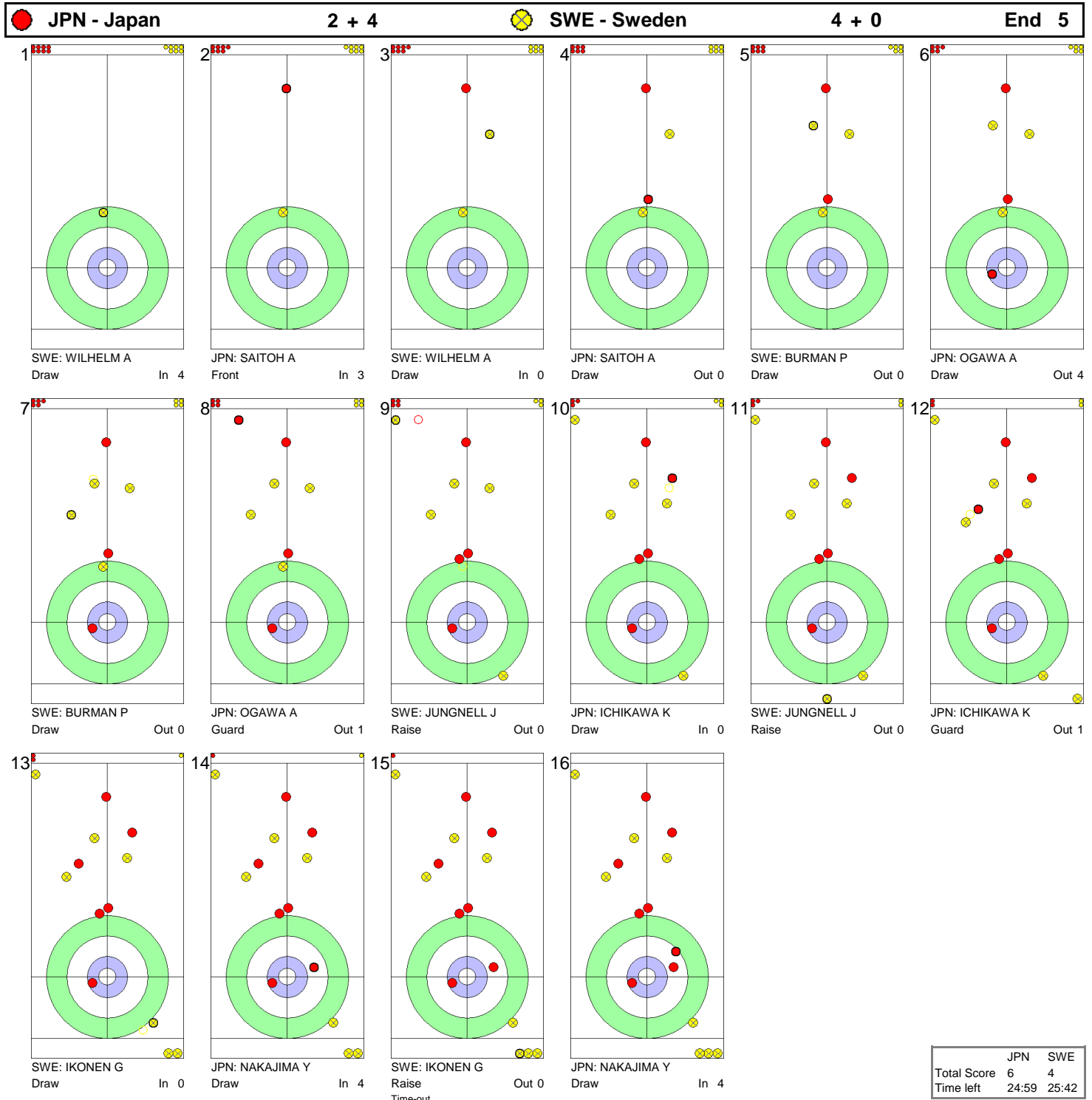
THU 18 MAR 2010 / JEU 18 MAR 2010 START TIME / DÉBUT 12:30





## GAME - SHOT BY SHOT / DÉROULEMENT DE LA PARTIE

THU 18 MAR 2010 / JEU 18 MAR 2010 START TIME / DÉBUT 12:30





## GAME - SHOT BY SHOT / DÉROULEMENT DE LA PARTIE

THU 18 MAR 2010 / JEU 18 MAR 2010 START TIME / DÉBUT 12:30

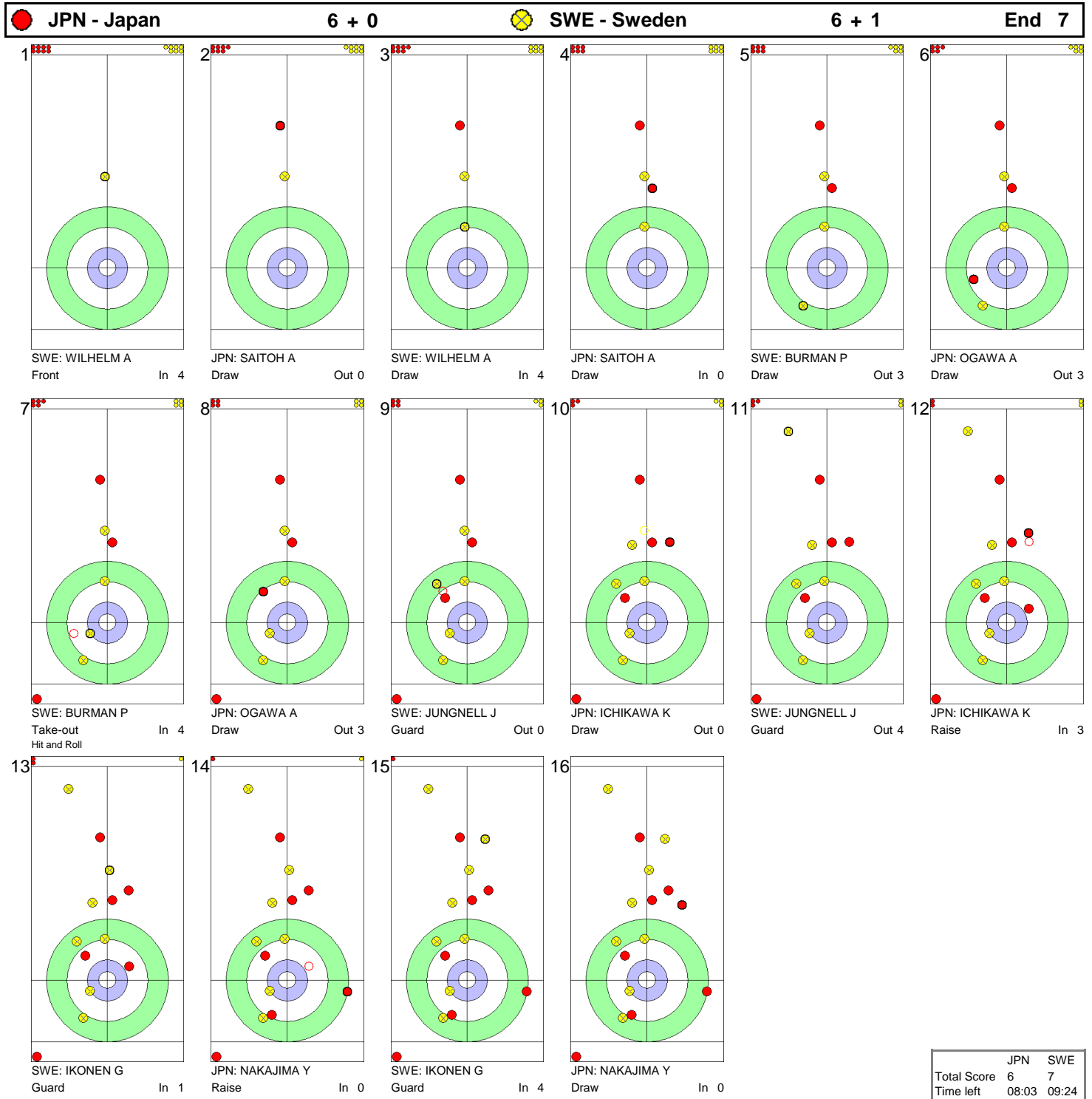


	JPN	SWE
Total Score	6	6
Time left	16:32	17:56



**GAME - SHOT BY SHOT / DÉROULEMENT DE LA PARTIE**

THU 18 MAR 2010 / JEU 18 MAR 2010 START TIME / DÉBUT 12:30



	JPN	SWE
Total Score	6	7
Time left	08:03	09:24



## GAME - SHOT BY SHOT / DÉROULEMENT DE LA PARTIE

THU 18 MAR 2010 / JEU 18 MAR 2010 START TIME / DÉBUT 12:30





## SESSION RESULTS AND STANDINGS RÉSULTATS DE LA SESSION ET CLASSEMENT

WED 17 MAR 2010 / MER 17 MAR 2010 START TIME / DÉBUT 18:00

Sheet	Round	Team	LSFE	1	2	3	4	5	6	7	8	Extra	Ends	Total
A	7	ITA - Italy	*	1	0	3	1	0	2	0	2			9
	8	NOR - Norway		0	1	0	0	1	0	5	0			7
B	8	USA - United States of America	*	0	6	0	0	0	1	1	X			8
	7	JPN - Japan		1	0	1	0	1	0	0	X			3
C	8	CAN - Canada	*	1	1	0	1	0	2	0	1			6
	8	KOR - Korea		0	0	1	0	2	0	1	0			4

### Standings After Round Robin Session 10

Rank	Team	Games	Wins	Losses	
1	CAN - Canada	8	7	1	Q
2	USA - United States of America	8	6	2	Q
3	KOR - Korea	8	5	3	
4	SWE - Sweden	7	4	3	
5	GER - Germany	7	3	4	
5	ITA - Italy	7	3	4	
7	NOR - Norway	8	3	5	
8	GBR - Great Britain	7	2	5	
8	JPN - Japan	7	2	5	
8	SUI - Switzerland	7	2	5	

#### LEGEND

LSFE (\*) Last stone first end

Q Qualified for the semifinals

X Unplayed/unfinished end due to concession





## SESSION REVIEW / SYNTHÈSE DE LA SESSION

WED 17 MAR 2010 / MER 17 MAR 2010 START TIME / DÉBUT 18:00

### Session 10: ITA 9-7 NOR, USA 8-3 JPN, CAN 6-4 KOR

VANCOUVER, Mar 17 - Canada beat Korea 6-4 in Session 10 of the Wheelchair Curling tournament on Wednesday to clinch first place in the tournament standings and ensure a Semifinal against the team that finishes fourth at the end of the Round Robin stage.

Canada and Korea produced a tight battle at Vancouver Paralympic Centre, drawing competing cheers from drum-beating Korean and foot-stomping Canadian fans.

Canada have a win-lose record of 7-1, and although USA (currently 6-2) could draw level on 7-2 after the final Round Robin games, they cannot overtake the Canadians because the host team beat the Americans in their Round Robin clash.

The USA also secured a berth in the Semifinals after beating Japan 8-3.

#### ITA 9-7 NOR (Sheet A)

The play was conservative with few rocks in play in the first two ends with Italy scoring one point in the first and Norway picking up a single in the second end.

Italy got down to business in the third end, placing a number of stones in the house. Italy skip Andrea TABANELLI (ITA) picked out a Norwegian stone to pick up three points and a 4-1 lead.

Norway skip Rune LORENTSEN (NOR) was heavy with his last rock of the fourth end, giving up a steal of one point and a 5-1 lead to Italy.

Things appeared to turn around for Norway in the fifth end with some well-placed stones in the house, until TABANELLI (ITA) picked a Norwegian counter off the four foot. LORENTSEN (NOR) came right back to remove the Italian stone to score a point make the score 5-2.

Italy scored a deuce in the sixth end to take a 7-2 lead.

Some good offence by Norway in the seventh end gave the team a huge five points to tie the game 7-7, but Italy notched two in the eighth to win 9-7.

#### USA 8-3 JPN (Sheet B)

Japan stole one point in the first end, but missed every shot in the second end, allowing the USA to score a massive six points.

It was another messy situation for both teams in the third end with stones scattered throughout the house. Japan had to settle for a single to make the score 6-2.

The teams kept things clean by blanking the fourth end, then Japan picked up a single in the fifth end to narrow the gap to 6-3.

The USA extended its lead to 7-3 by scoring a single in the sixth end.

It was a complicated seventh end with Japan chasing the USA. Japan skip Yoji NAKAJIMA (JPN) faced a difficult shot while attempting to score and gave up steal of one point and a 8-3 lead to the USA.

The USA ran Japan out of rocks in the eighth end to win 8-3 and qualify for the Semifinals.



### CAN 6-4 KOR (Sheet C)

Both teams failed to find the correct weight in the early going with several rocks coming up short or through the house until Canada third Darryl NEIGHBOUR (CAN) sunk a stone into the back of the four foot. Canada skip Jim ARMSTRONG (CAN) missed his two shots to score only one in the first end.

Several failed raise attempts by Korea in the second end meant a steal of one point and a 2-0 lead for Canada.

Korea picked up a single in the third end to make the score 2-1.

ARMSTRONG (CAN) made no mistake with his final stone of the fourth end to draw for a single against two Korean counters to go up 3-1.

Korea came on strong in the fifth end to pick up a deuce and tie the game at 3-3.

There was no shortage of rocks in play in the sixth end. Korea seemed ready to score big until ARMSTRONG (CAN) guarded a Canadian stone then drew for two points to regain the lead at 5-3.

After Korea placed stones in the four foot, NEIGHBOUR (CAN) came up big in the seventh end to clean things up with a big double takeout. Facing two Canadian counters at the back of the house, Korea skip Haksung KIM (KOR) drew for a single to make the score 5-4.

Canada picked up another single in the eighth end for a 6-4 victory.

Members of the Canadian Ice Sledge Hockey team, on their night off after qualifying for the Semifinals, were on hand to support their Wheelchair Curling counterparts in Session 10.

After Session 10 play, Canada is alone in first place with a record of seven wins and one loss.

The USA is in sole possession of second place with a 6-2 record.

Korea is in third with a 5-3 record, Sweden is fourth with a 4-3 record after having the evening off.

Germany and Italy each have a record of three wins and four losses, Norway is next with a 3-5 record.

Great Britain, Japan and Switzerland each have two wins and five losses.

In Session 11 on Thursday, March 18 at 12:30, Switzerland plays the USA, Germany takes on Korea, Great Britain faces Italy and Japan are against Sweden. Canada and Norway have the afternoon off.



## GAME RESULTS / RÉSULTATS DE LA PARTIE

WED 17 MAR 2010 / MER 17 MAR 2010 START TIME / DÉBUT 18:00

Sheet	Round	Team	LSFE	1	2	3	4	5	6	7	8	Extra Ends	Total
A	7	ITA - Italy	*	1	0	3	1	0	2	0	2		9
	8	NOR - Norway		0	1	0	0	1	0	5	0		7

ITA - Italy		Game	All
4 S	TABANELLI Andrea	60 %	52 %
3	MARCHESE Egidio	69 %	64 %
2	DALLAPICCOLA Gabriele	61 %	63 %
1	MENARDI Angela	81 %	69 %
A	SPELORZI Emanuele	- %	59 %
Team Total		68 %	62 %

NOR - Norway		Game	All
4 S	LORENTSEN Rune	63 %	49 %
3	STORDAHL Jostein	66 %	57 %
2	SKOGSTAD Geir Arne	58 %	55 %
1	TYSTAD Lene	89 %	67 %
A	SAMDAL Anne Mette	- %	55 %
Team Total		69 %	56 %

Time remaining: 5 minutes 13 seconds

Last Stone Draw: 152.2 cm

Time-out: end 6, ITA-8

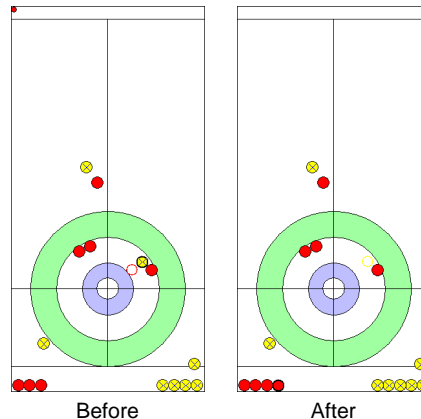
Time remaining: 0 minutes 31 seconds

Last Stone Draw: 185.4 cm (out)

Time-out: end 8, NOR-6

### Most Important Shot:

The Italian Skip TABANELLI A played a Clearing on the Norwegian shot stone which was angle frozen to one of his own stones in the eight foot circle to score a three ender and break open a tied game.



End: 3  
Team: ITA  
Player: TABANELLI A  
Stone: Fourth, 2nd stone  
Task: Clearing  
Handle: In-turn  
Points: 100%

● : ITA  
● : NOR

### NOTES

Team position and functions are attached to each team member's name as follows:  
4 = Fourth, 3 = Third, 2 = Second, 1 = Lead, A = Alternate, S = Skip

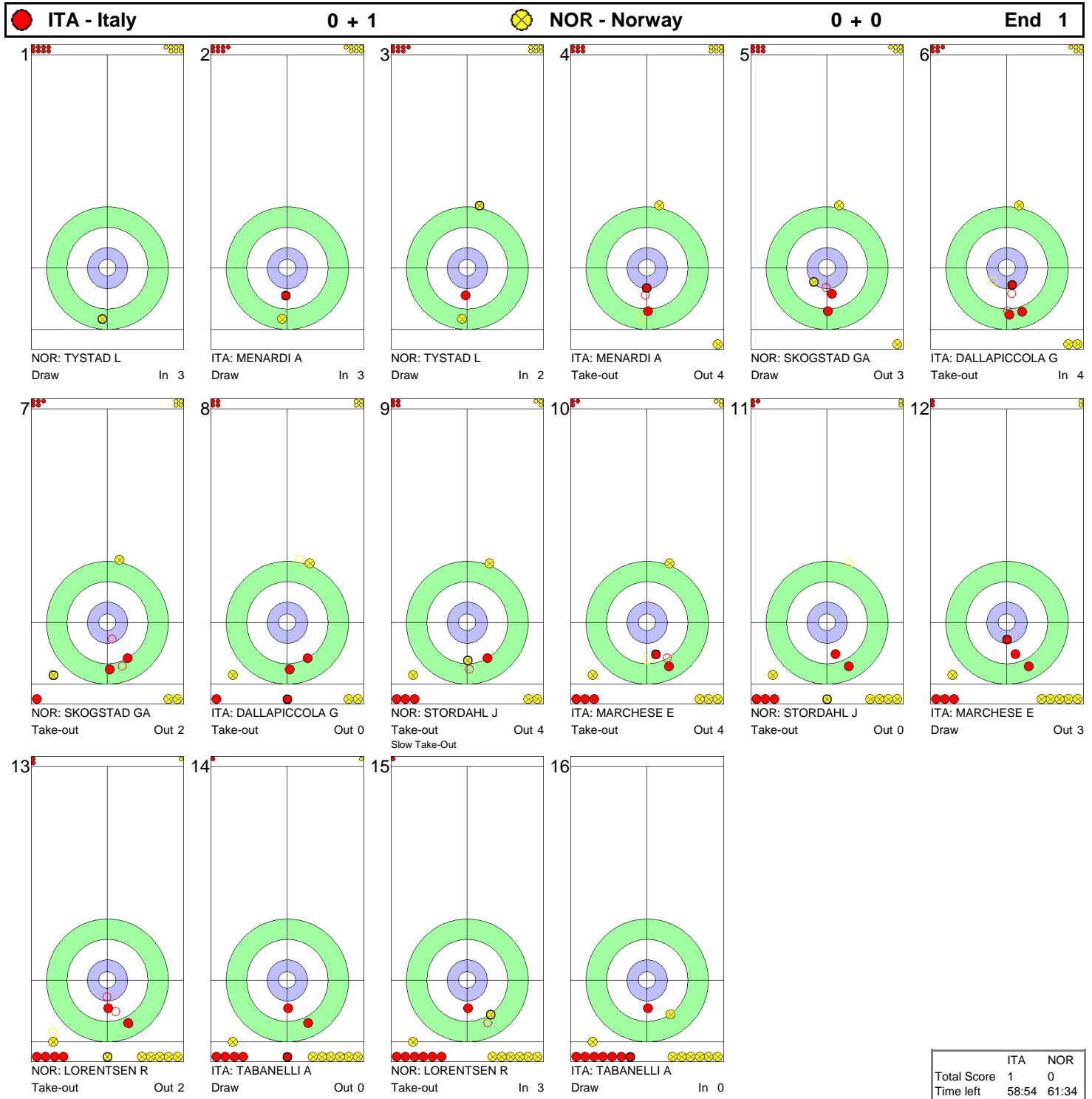
### LEGEND

LSFE (\*) Last stone first end



## GAME - SHOT BY SHOT / DÉROULEMENT DE LA PARTIE

WED 17 MAR 2010 / MER 17 MAR 2010 START TIME / DÉBUT 18:00



	ITA	NOR
Total Score	1	0
Time left	58:54	61:34



## GAME - SHOT BY SHOT / DÉROULEMENT DE LA PARTIE

WED 17 MAR 2010 / MER 17 MAR 2010 START TIME / DÉBUT 18:00

● ITA - Italy		1 + 0		● NOR - Norway		0 + 1		End 2			
1		2		3		4		5		6	
7		8		9		10		11		12	
13		14		15		16					

	ITA	NOR
Total Score	1	1
Time left	52:03	54:37



## GAME - SHOT BY SHOT / DÉROULEMENT DE LA PARTIE

WED 17 MAR 2010 / MER 17 MAR 2010 START TIME / DÉBUT 18:00



	ITA	NOR
Total Score	4	1
Time left	43:48	46:36



## GAME - SHOT BY SHOT / DÉROULEMENT DE LA PARTIE

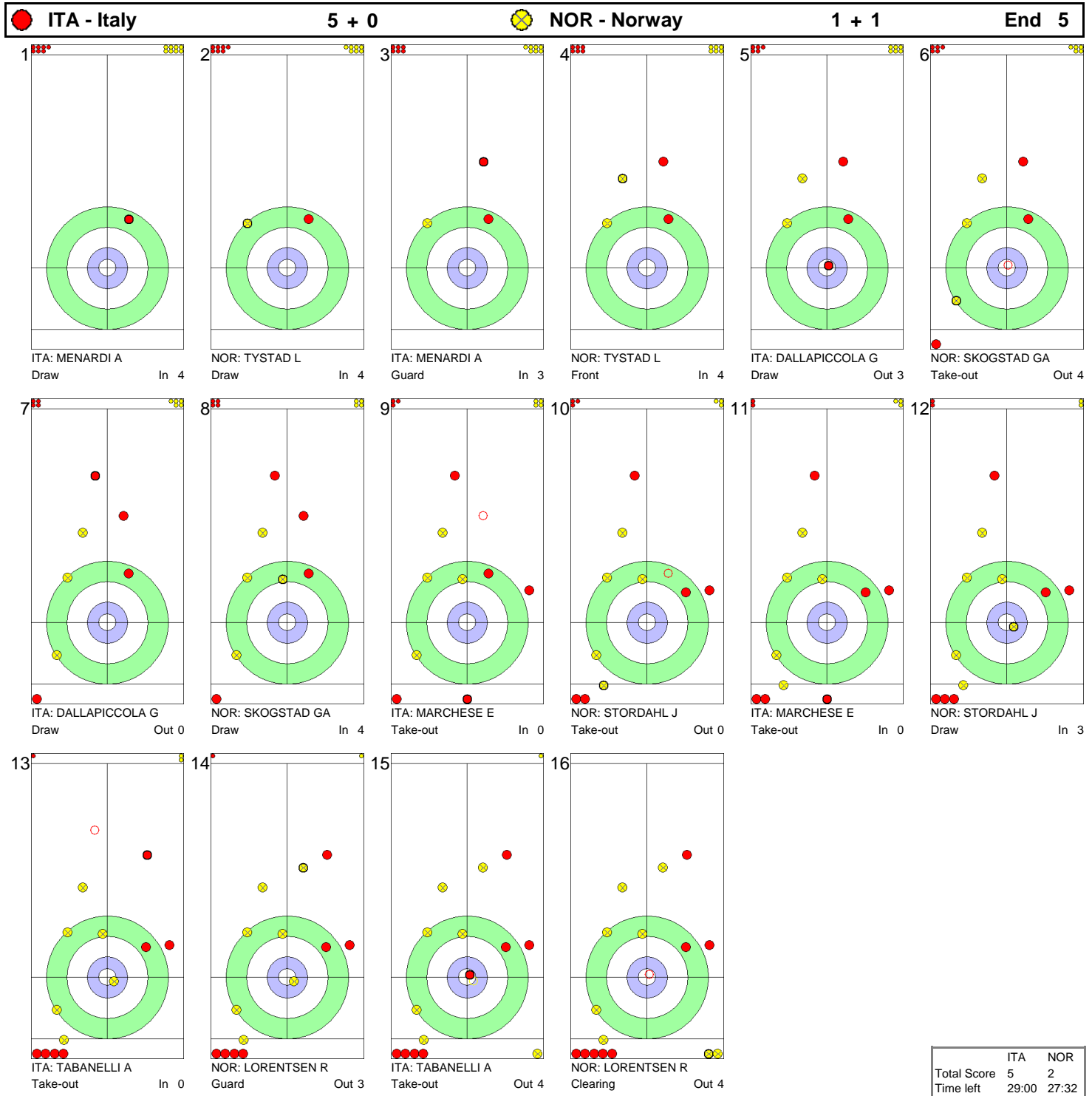
WED 17 MAR 2010 / MER 17 MAR 2010 START TIME / DÉBUT 18:00





GAME - SHOT BY SHOT / DÉROULEMENT DE LA PARTIE

WED 17 MAR 2010 / MER 17 MAR 2010 START TIME / DÉBUT 18:00



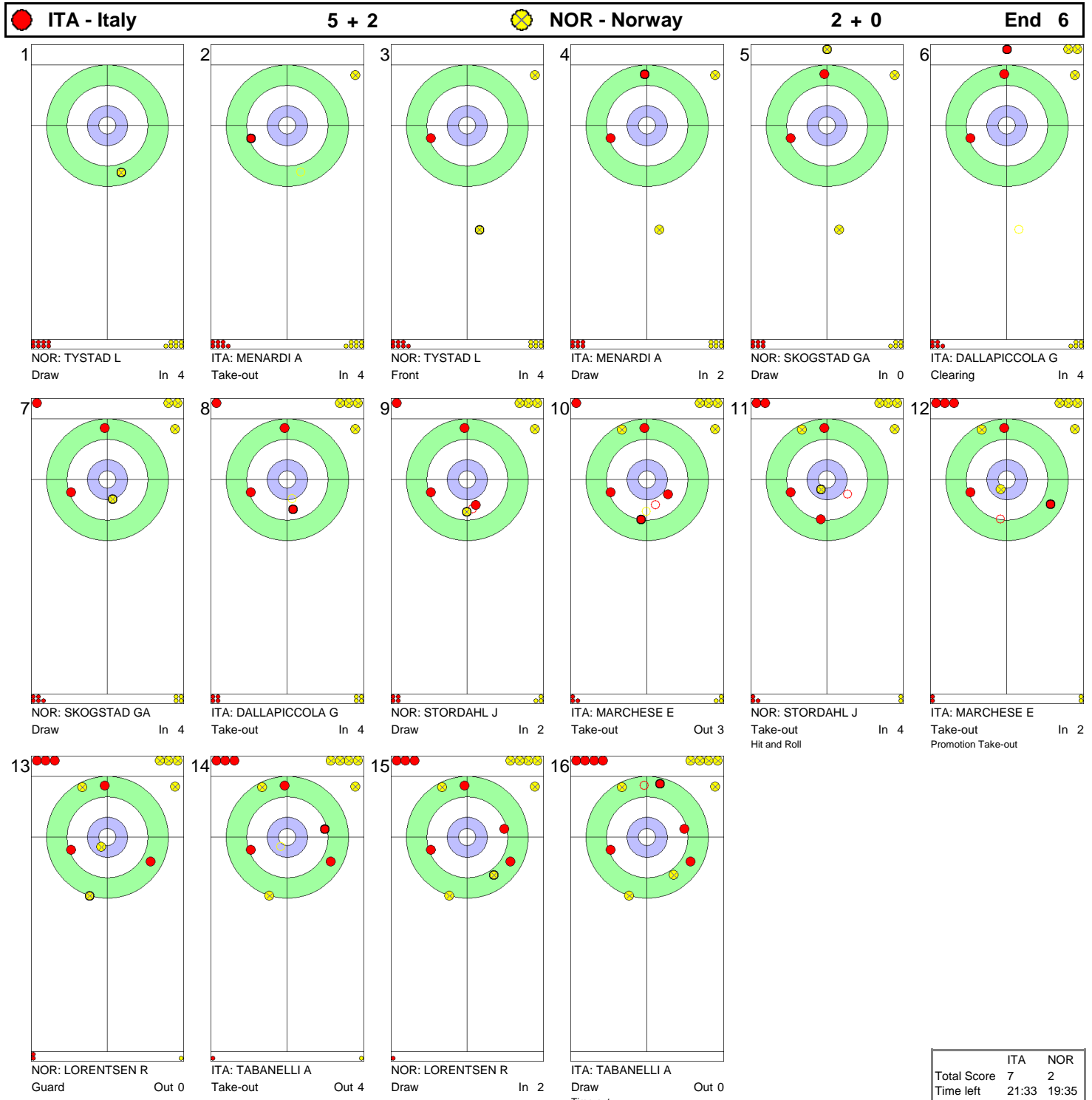
	ITA	NOR
Total Score	5	2
Time left	29:00	27:32





**GAME - SHOT BY SHOT / DÉROULEMENT DE LA PARTIE**

WED 17 MAR 2010 / MER 17 MAR 2010 START TIME / DÉBUT 18:00





## GAME - SHOT BY SHOT / DÉROULEMENT DE LA PARTIE

WED 17 MAR 2010 / MER 17 MAR 2010 START TIME / DÉBUT 18:00





## GAME - SHOT BY SHOT / DÉROULEMENT DE LA PARTIE

WED 17 MAR 2010 / MER 17 MAR 2010 START TIME / DÉBUT 18:00





## GAME RESULTS / RÉSULTATS DE LA PARTIE

WED 17 MAR 2010 / MER 17 MAR 2010 START TIME / DÉBUT 18:00

Sheet	Round	Team	LSFE	1	2	3	4	5	6	7	8	Extra Ends	Total
B	8	USA - United States of America	*	0	6	0	0	0	1	1	X		8
	7	JPN - Japan		1	0	1	0	1	0	0	X		3

USA - United States of America	Game	All
4 S PEREZ Augusto	43 %	53 %
3 McDONALD Patrick	56 %	51 %
2 PIERCE Jim	71 %	62 %
1 KAPINOWSKI Jacqui	61 %	70 %
A JOSEPH Jimmy	0 %	29 %
Team Total	56 %	58 %

JPN - Japan	Game	All
4 S NAKAJIMA Yoji	42 %	41 %
3 ICHIKAWA Katsuo	44 %	53 %
2 HIDAI Takashi	47 %	48 %
1 SAITOH Ayako	66 %	72 %
A OGAWA Aki	- %	42 %
Team Total	50 %	53 %

Time remaining: 3 minutes 27 seconds

Last Stone Draw: 14.5 cm

Time-out: end 6, USA-8

JOSEPH J replaced PIERCE J at the beginning of end 8

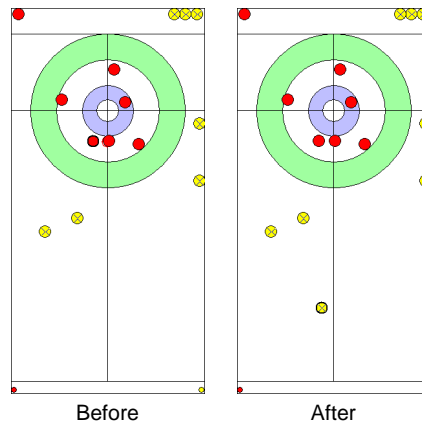
Time remaining: 2 minutes 38 seconds

Last Stone Draw: 84.6 cm

Time-out: end 6, JPN-8

### Most Important Shot:

The Japanese Skip NAKAJIMA Y attempted a difficult Draw to the button with the U.S. team lying 6. He came up short leaving the U.S. Skip PEREZ A an opportunity to Draw for 7 which was unsuccessful (after a measurement).



End: 2  
Team: JPN  
Player: NAKAJIMA Y  
Stone: Fourth, 2nd stone  
Task: Draw  
Handle: Out-turn  
Points: 0%

● : USA  
● : JPN

### NOTES

Team position and functions are attached to each team member's name as follows:  
4 = Fourth, 3 = Third, 2 = Second, 1 = Lead, A = Alternate, S = Skip

### LEGEND

LSFE (\*) Last stone first end X Unplayed/unfinished end due to concession



GAME - SHOT BY SHOT / DÉROULEMENT DE LA PARTIE

WED 17 MAR 2010 / MER 17 MAR 2010 START TIME / DÉBUT 18:00





## GAME - SHOT BY SHOT / DÉROULEMENT DE LA PARTIE

WED 17 MAR 2010 / MER 17 MAR 2010 START TIME / DÉBUT 18:00



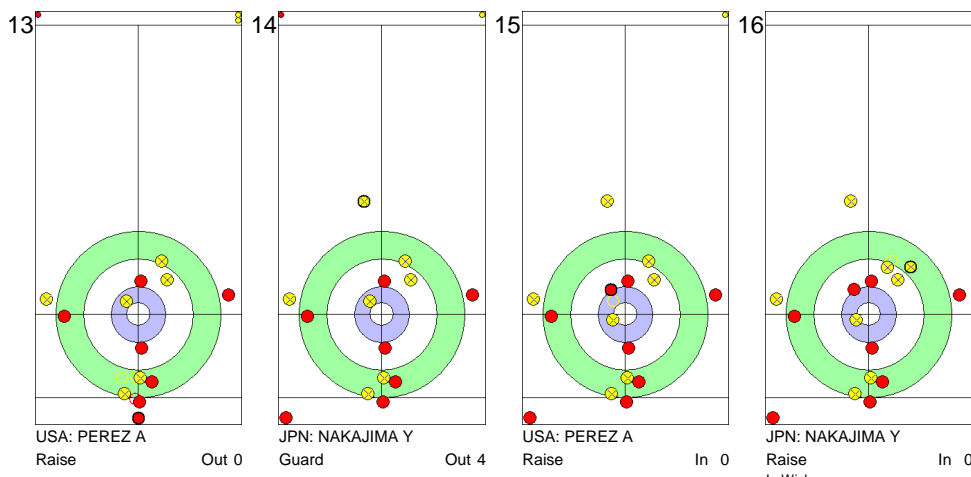
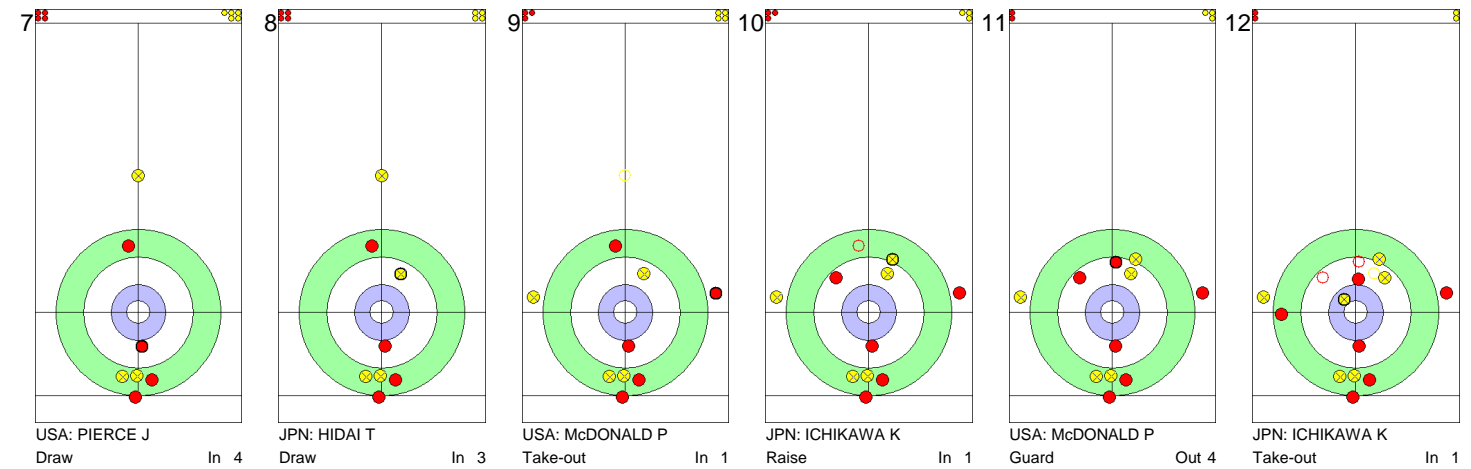
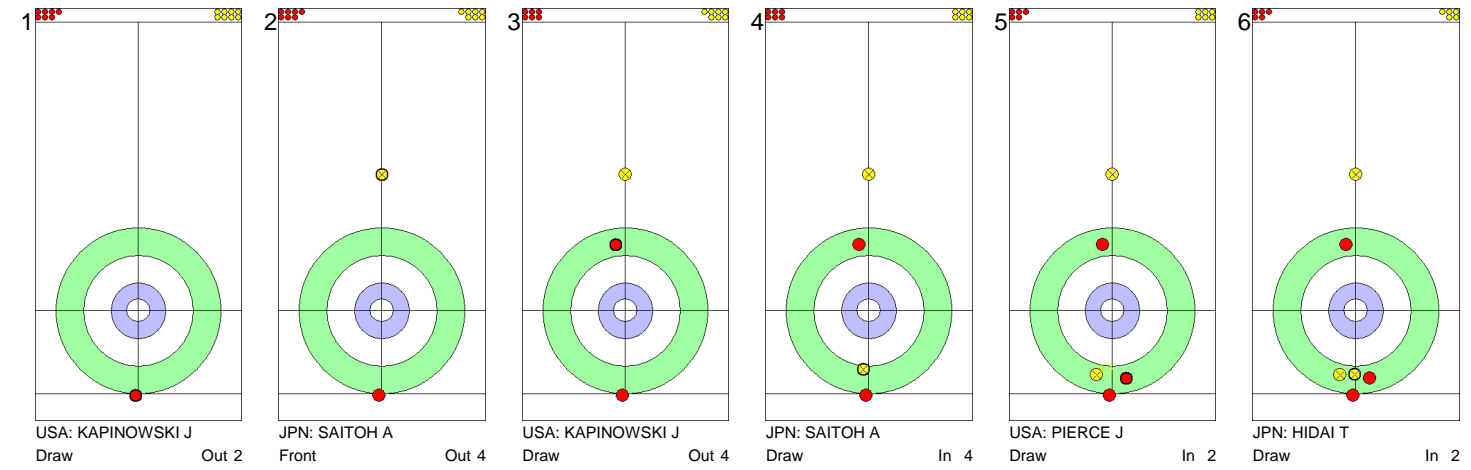
	USA	JPN
Total Score	6	1
Time left	52:58	53:32



**GAME - SHOT BY SHOT / DÉROULEMENT DE LA PARTIE**

WED 17 MAR 2010 / MER 17 MAR 2010 START TIME / DÉBUT 18:00

**USA - United States 6 + 0**      **JPN - Japan 1 + 1**      **End 3**

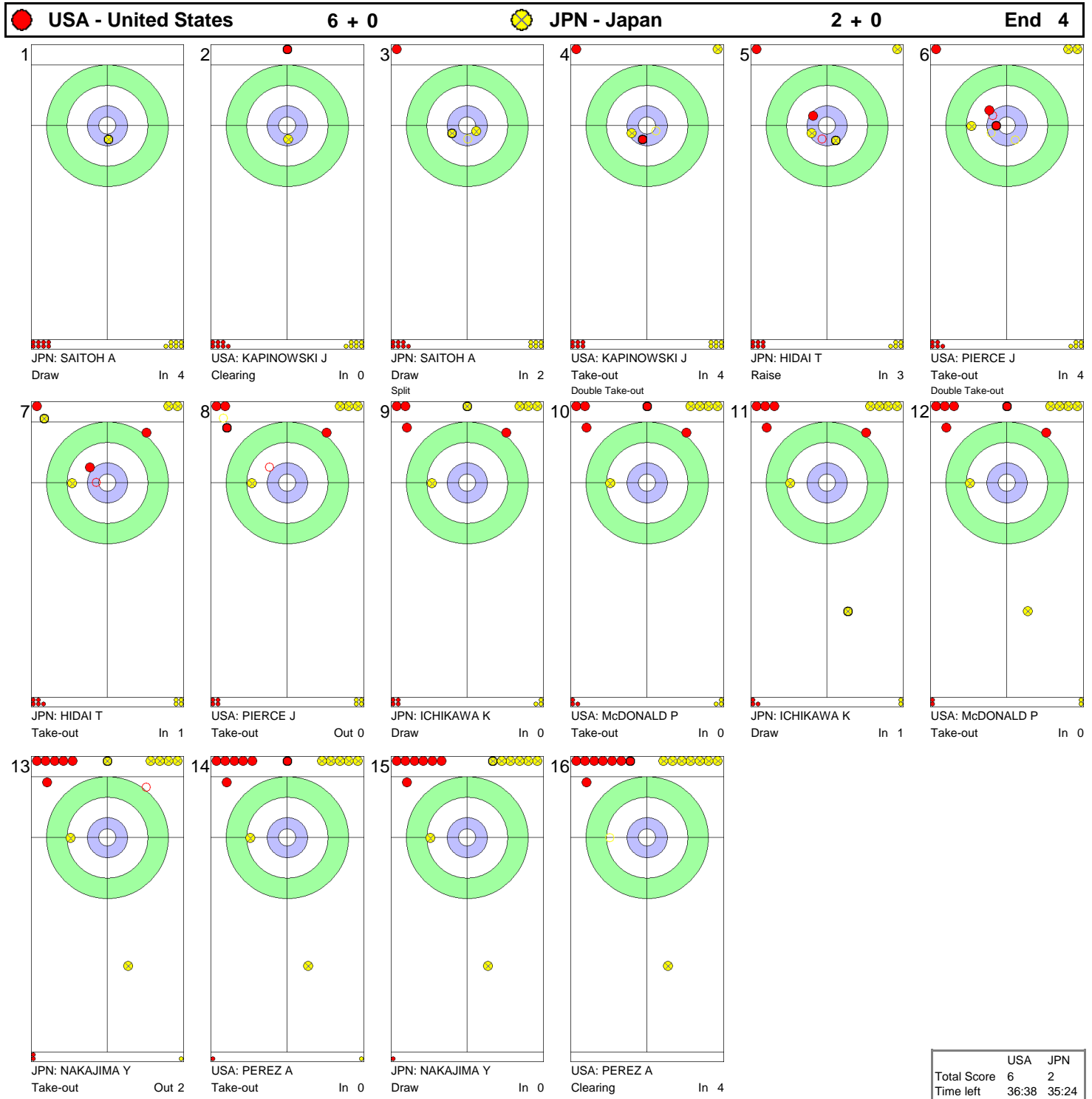


	USA	JPN
Total Score	6	2
Time left	44:13	44:28



**GAME - SHOT BY SHOT / DÉROULEMENT DE LA PARTIE**

WED 17 MAR 2010 / MER 17 MAR 2010 START TIME / DÉBUT 18:00



	USA	JPN
Total Score	6	2
Time left	36:38	35:24

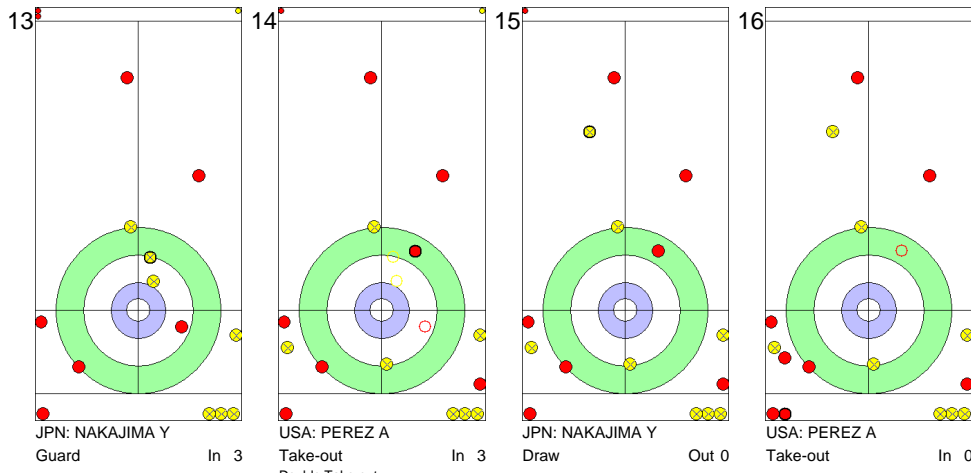
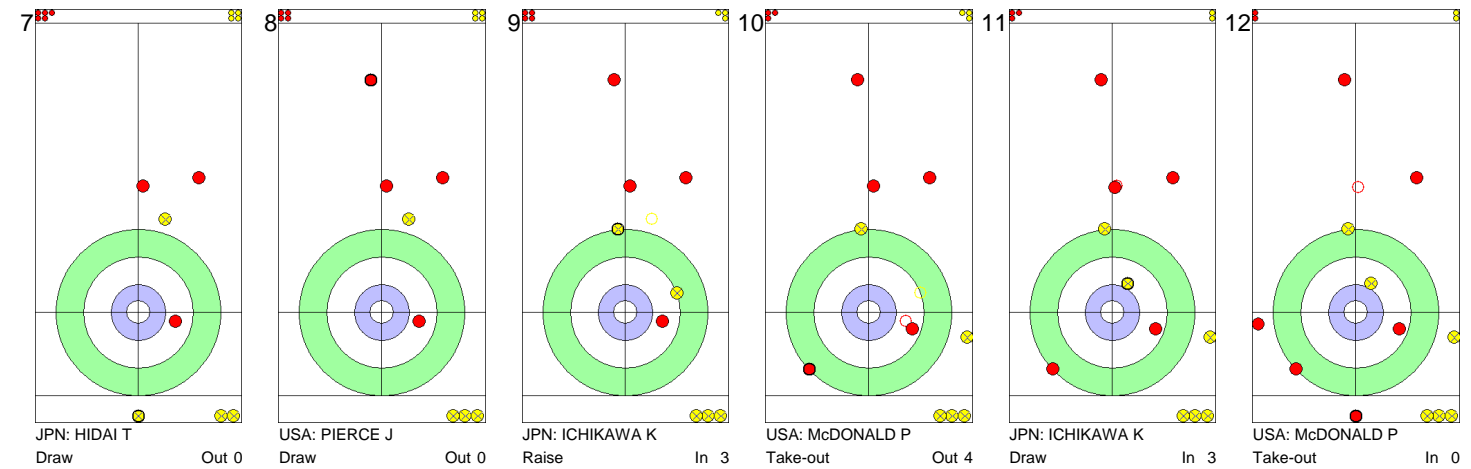
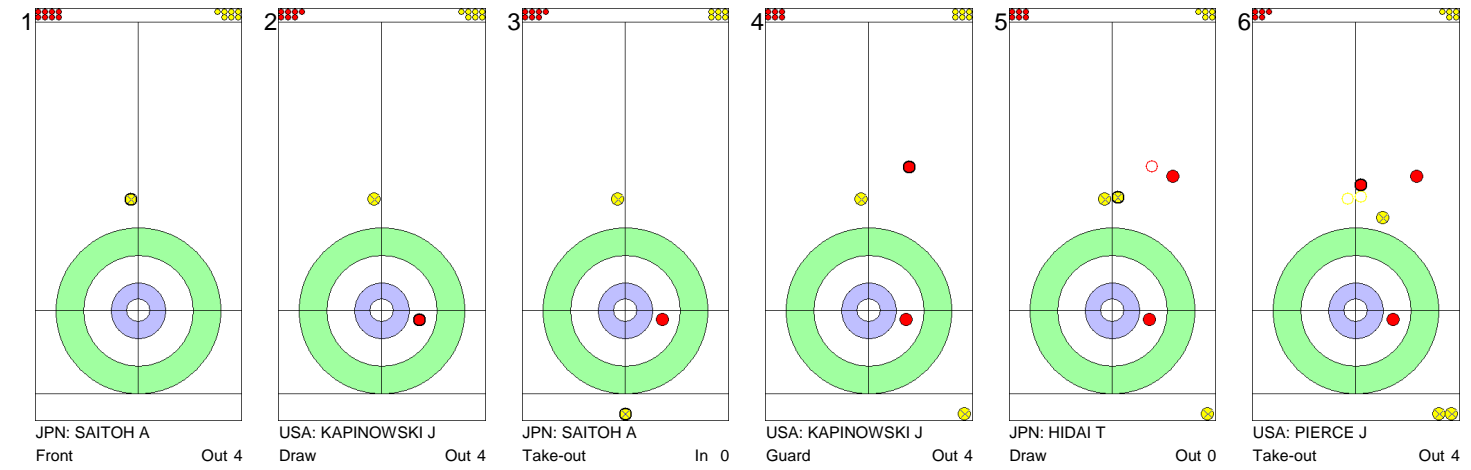




## GAME - SHOT BY SHOT / DÉROULEMENT DE LA PARTIE

WED 17 MAR 2010 / MER 17 MAR 2010 START TIME / DÉBUT 18:00

● **USA - United States**      **6 + 0**     
 ● **JPN - Japan**      **2 + 1**     
 **End 5**



	USA	JPN
Total Score	6	3
Time left	27:48	26:51



**GAME - SHOT BY SHOT / DÉROULEMENT DE LA PARTIE**

WED 17 MAR 2010 / MER 17 MAR 2010 START TIME / DÉBUT 18:00

**USA - United States 6 + 1**      **JPN - Japan 3 + 0**      **End 6**

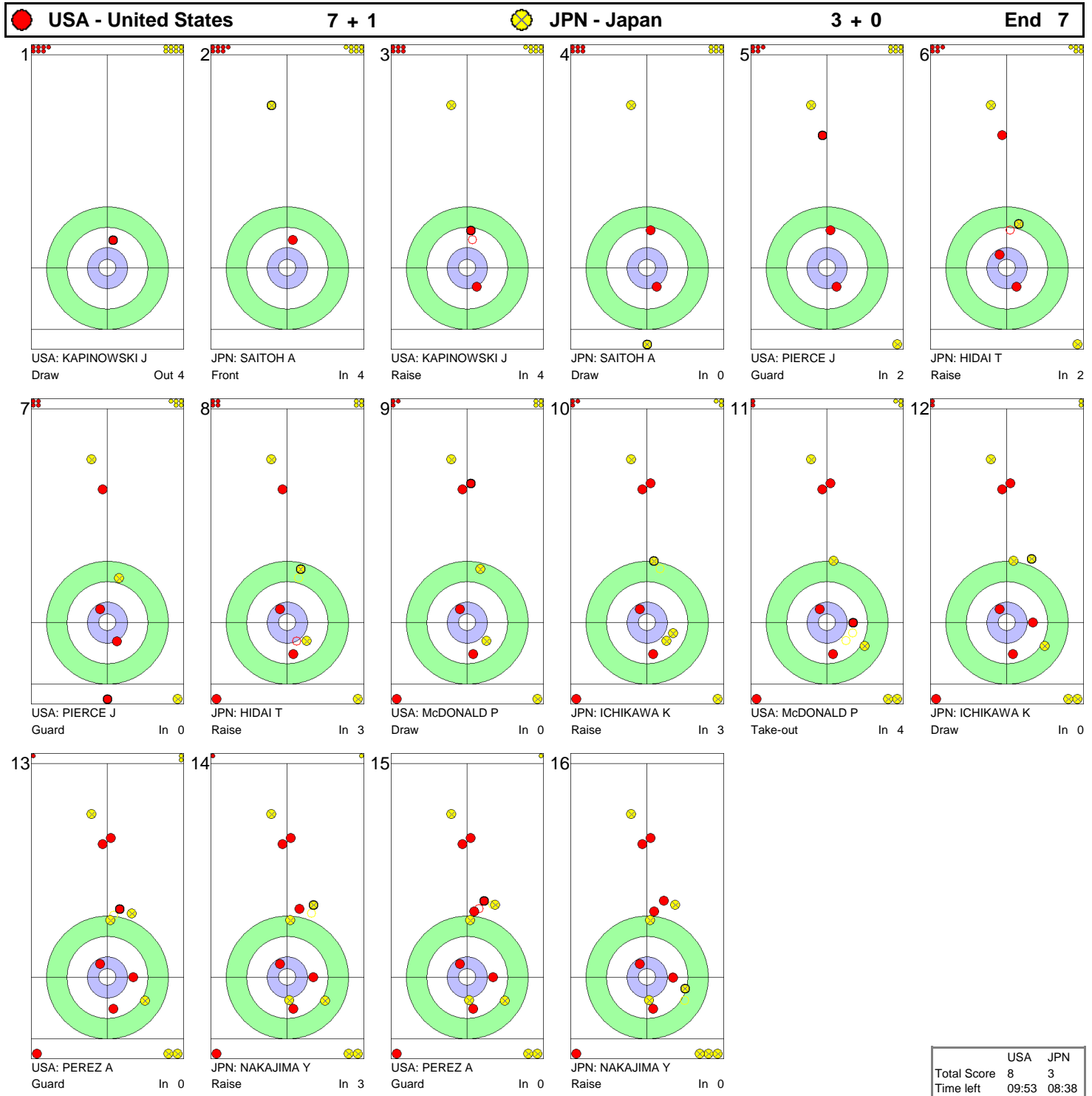


	USA	JPN
Total Score	7	3
Time left	18:11	16:44



**GAME - SHOT BY SHOT / DÉROULEMENT DE LA PARTIE**

WED 17 MAR 2010 / MER 17 MAR 2010 START TIME / DÉBUT 18:00



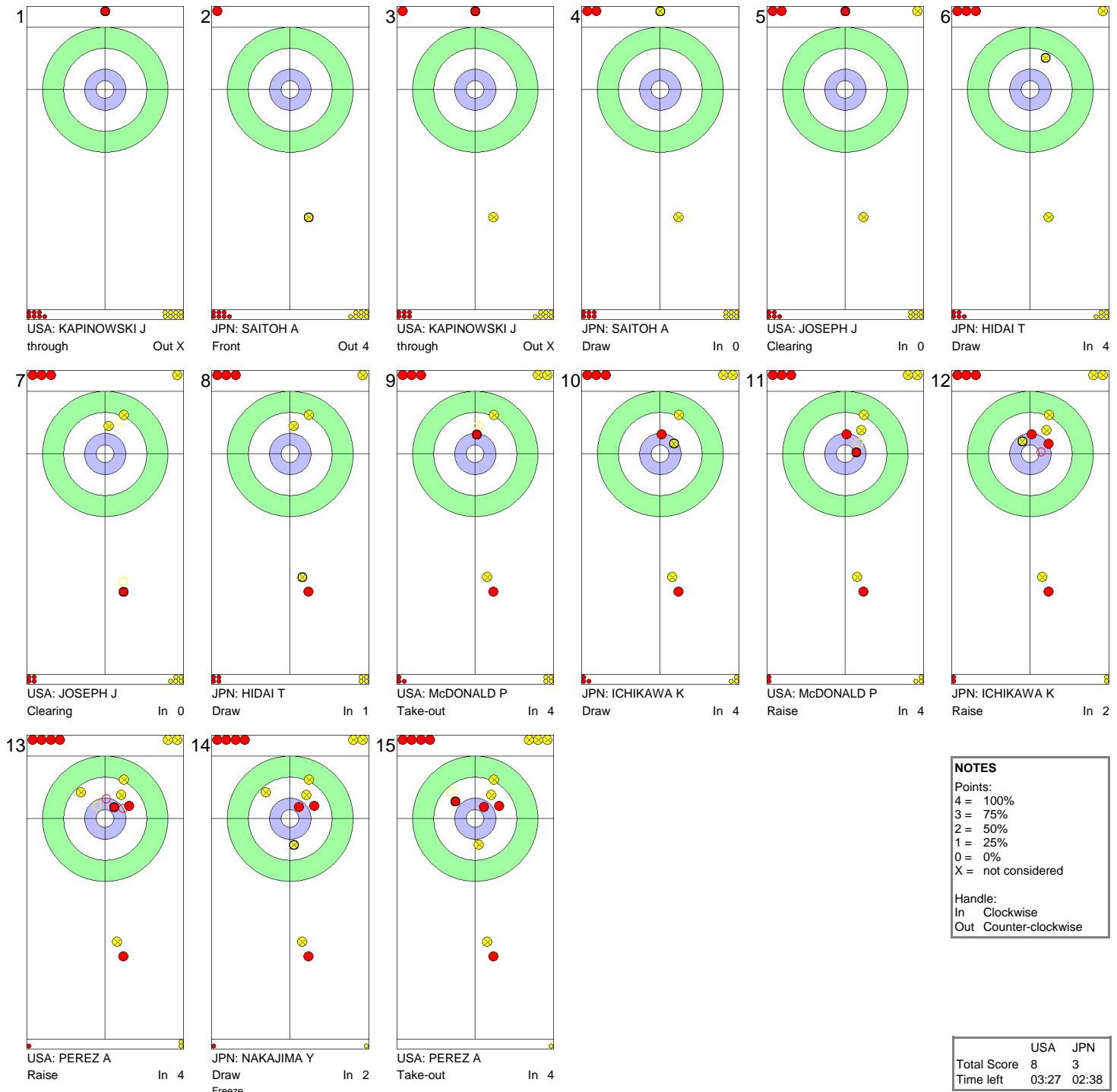
	USA	JPN
Total Score	8	3
Time left	09:53	08:38



**GAME - SHOT BY SHOT / DÉROULEMENT DE LA PARTIE**

WED 17 MAR 2010 / MER 17 MAR 2010 START TIME / DÉBUT 18:00

**USA - United States 8 + X**      **JPN - Japan 3 + X**      **End 8**



**NOTES**  
Points:  
4 = 100%  
3 = 75%  
2 = 50%  
1 = 25%  
0 = 0%  
X = not considered  
Handle:  
In Clockwise  
Out Counter-clockwise

	USA	JPN
Total Score	8	3
Time left	03:27	02:38



## GAME RESULTS / RÉSULTATS DE LA PARTIE

WED 17 MAR 2010 / MER 17 MAR 2010 START TIME / DÉBUT 18:00

Sheet	Round	Team	LSFE	1	2	3	4	5	6	7	8	Extra Ends	Total
C	8	CAN - Canada	*	1	1	0	1	0	2	0	1		6
	8	KOR - Korea		0	0	1	0	2	0	1	0		4

CAN - Canada		Game	All
4 S	ARMSTRONG Jim	67 %	53 %
3	NEIGHBOUR Darryl	64 %	56 %
2	FORREST Ina	47 %	63 %
1	GAUDET Sonja	63 %	60 %
A	YIZEK Bruno	- %	- %
Team Total		60 %	58 %

KOR - Korea		Game	All
4 S	KIM Haksung	58 %	53 %
3	KIM Myungjin	33 %	54 %
2	CHO Yanghyun	66 %	62 %
1	KANG Misuk	89 %	63 %
A	PARK Kilwoo	- %	48 %
Team Total		62 %	56 %

Time remaining: 3 minutes 56 seconds

Last Stone Draw: 9.2 cm

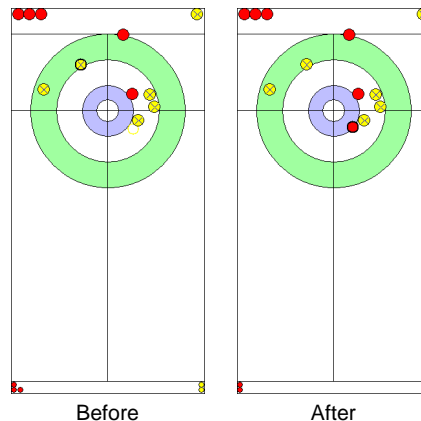
Time remaining: 2 minutes 15 seconds

Last Stone Draw: 87.8 cm

Time-out: end 8, KOR-7

### Most Important Shot:

After some great shot making by Korea, Canadian Third NEIGHBOUR D played a beautiful Draw to the corner of the Korean stone. This forced the Korean Skip to attempt two difficult shots unsuccessfully which led to Canada making a Draw for two with their final stone.



End: 6  
Team: CAN  
Player: NEIGHBOUR D  
Stone: Third, 2nd stone  
Task: Draw  
Handle: In-turn  
Points: 100%

● : CAN  
● : KOR

### NOTES

Team position and functions are attached to each team member's name as follows:  
4 = Fourth, 3 = Third, 2 = Second, 1 = Lead, A = Alternate, S = Skip

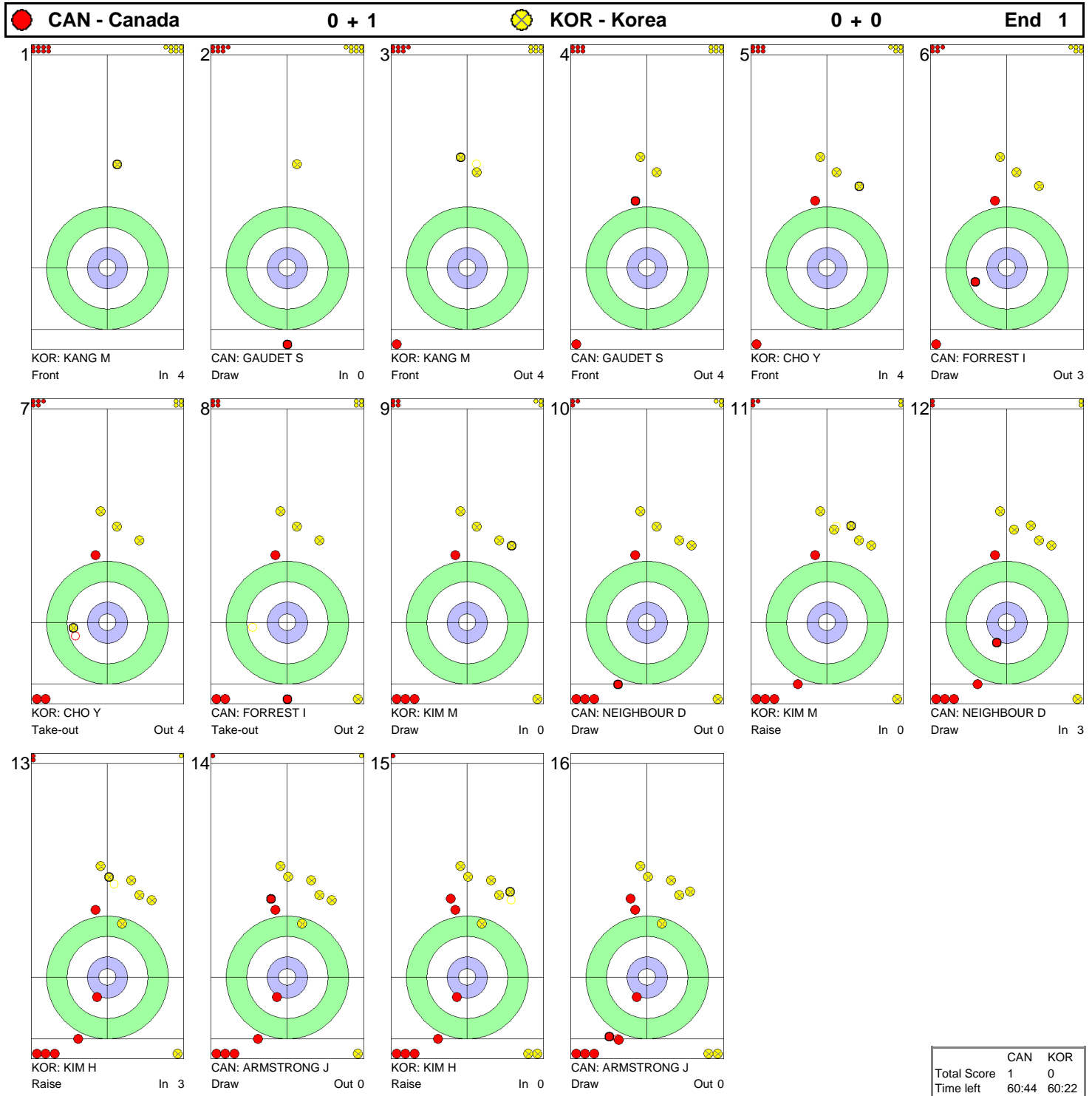
### LEGEND

LSFE (\*) Last stone first end



## GAME - SHOT BY SHOT / DÉROULEMENT DE LA PARTIE

WED 17 MAR 2010 / MER 17 MAR 2010 START TIME / DÉBUT 18:00



	CAN	KOR
Total Score	1	0
Time left	60:44	60:22



## GAME - SHOT BY SHOT / DÉROULEMENT DE LA PARTIE

WED 17 MAR 2010 / MER 17 MAR 2010 START TIME / DÉBUT 18:00

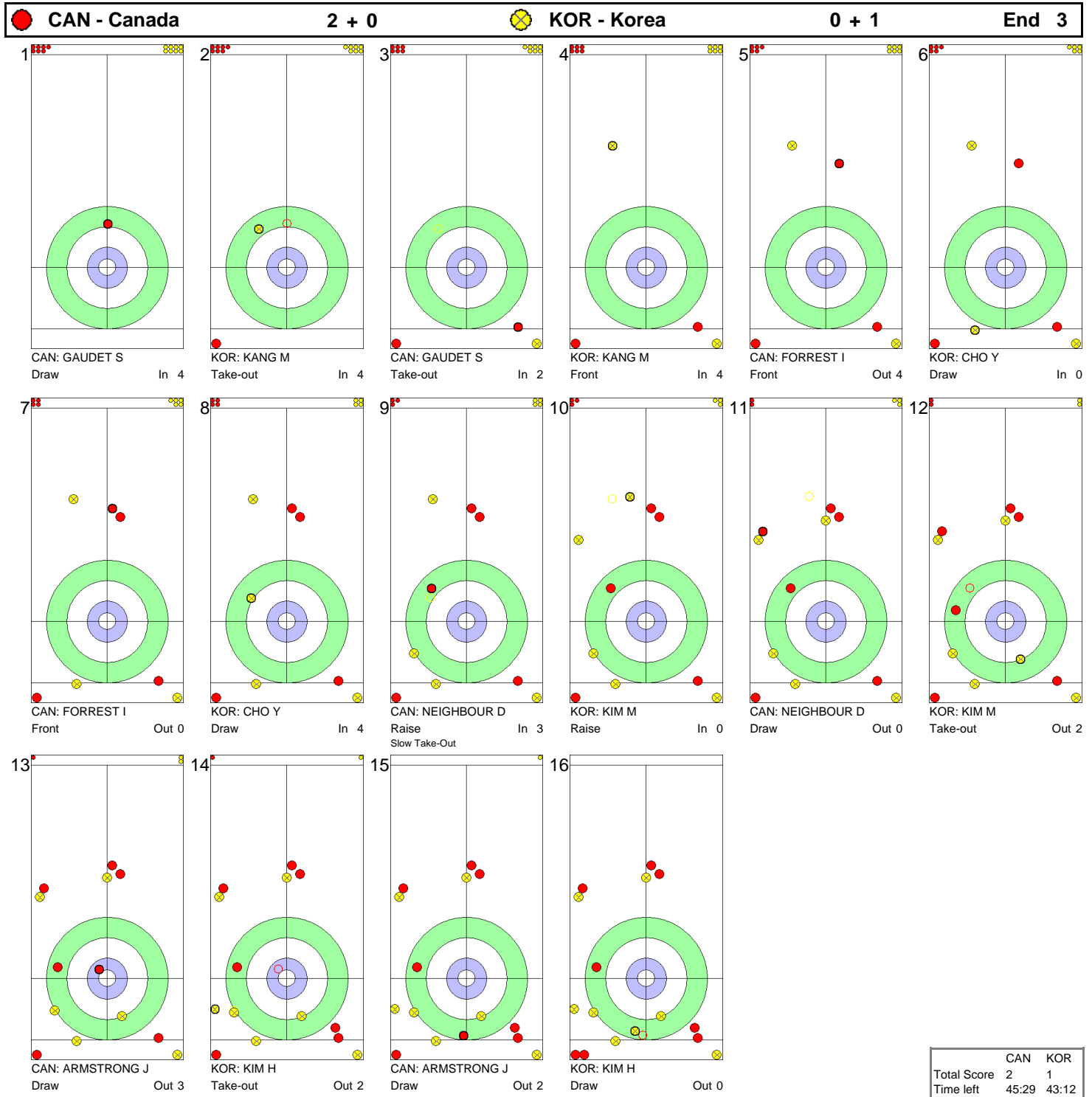


	CAN	KOR
Total Score	2	0
Time left	53:20	51:24



## GAME - SHOT BY SHOT / DÉROULEMENT DE LA PARTIE

WED 17 MAR 2010 / MER 17 MAR 2010 START TIME / DÉBUT 18:00



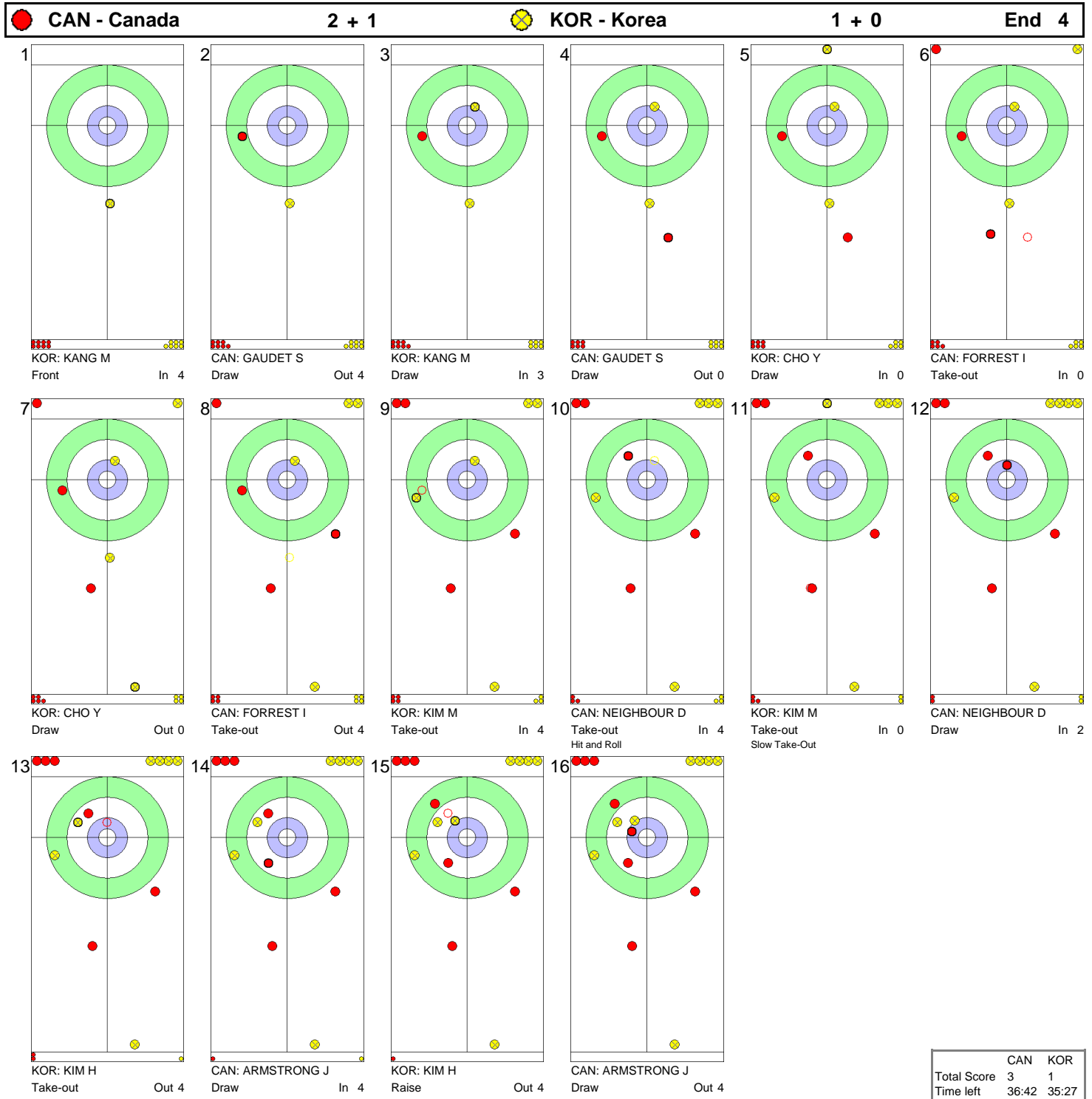
	CAN	KOR
Total Score	2	1
Time left	45:29	43:12





**GAME - SHOT BY SHOT / DÉROULEMENT DE LA PARTIE**

WED 17 MAR 2010 / MER 17 MAR 2010 START TIME / DÉBUT 18:00

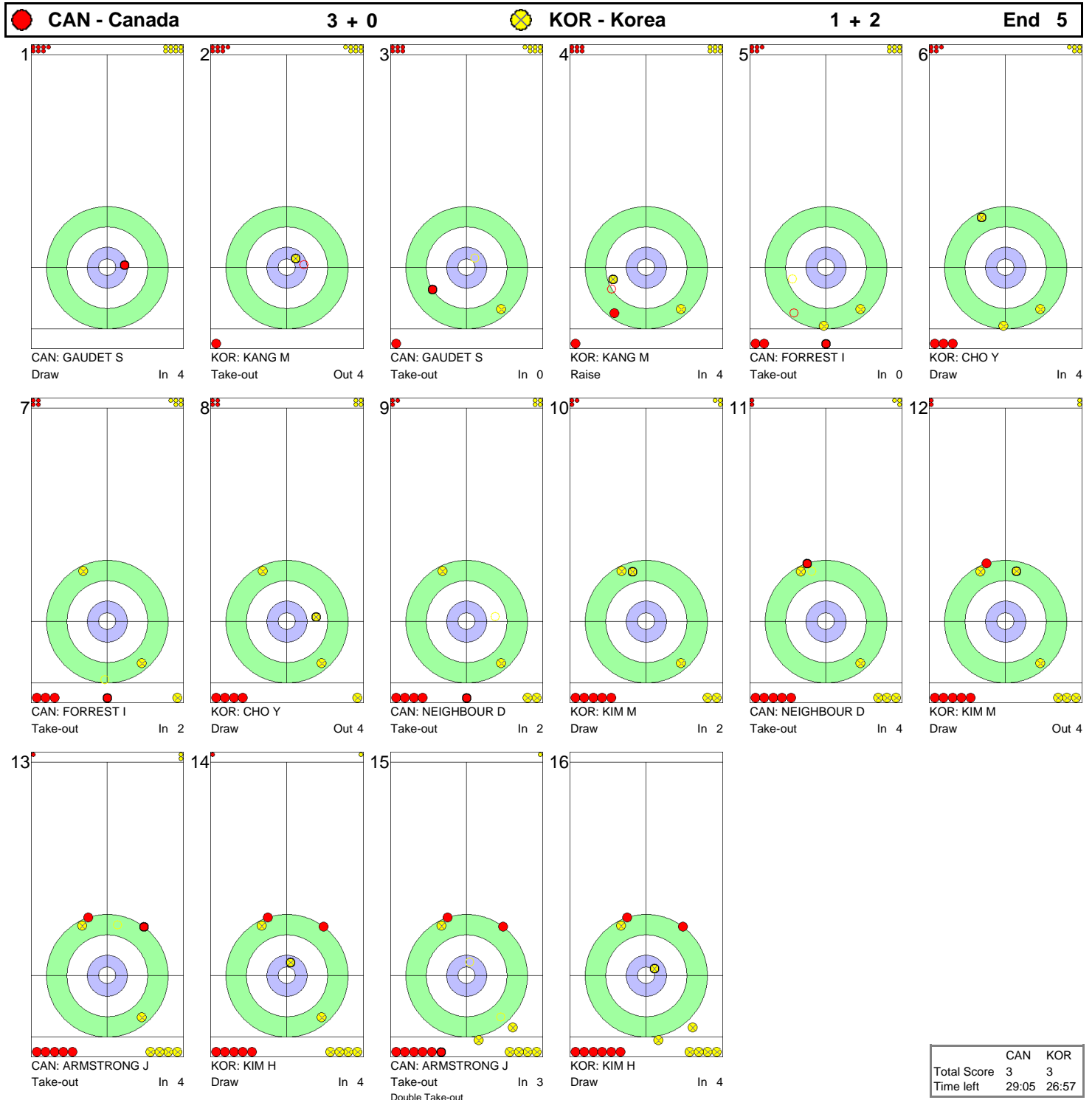


	CAN	KOR
Total Score	3	1
Time left	36:42	35:27



## GAME - SHOT BY SHOT / DÉROULEMENT DE LA PARTIE

WED 17 MAR 2010 / MER 17 MAR 2010 START TIME / DÉBUT 18:00

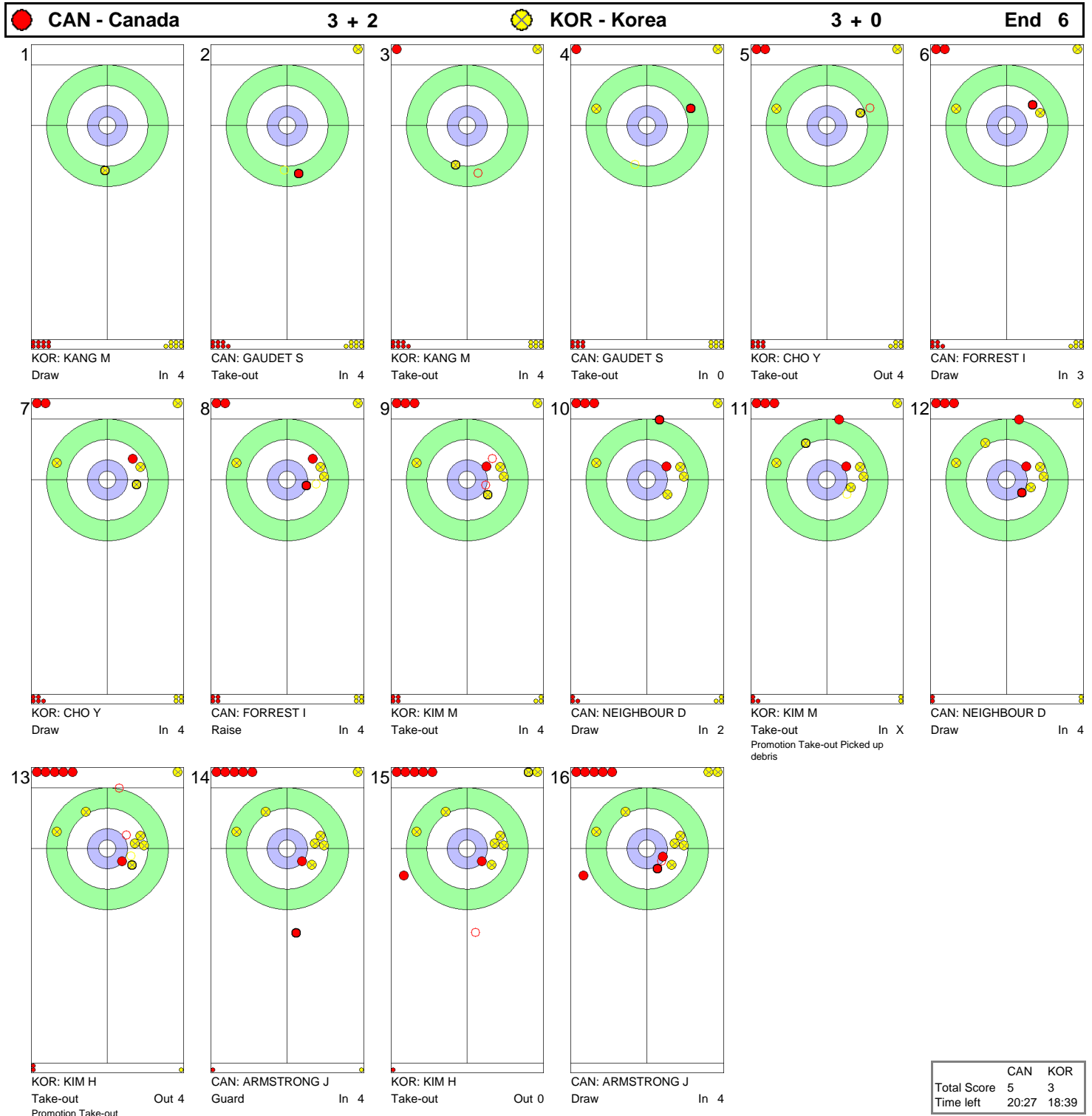


	CAN	KOR
Total Score	3	3
Time left	29:05	26:57



## GAME - SHOT BY SHOT / DÉROULEMENT DE LA PARTIE

WED 17 MAR 2010 / MER 17 MAR 2010 START TIME / DÉBUT 18:00



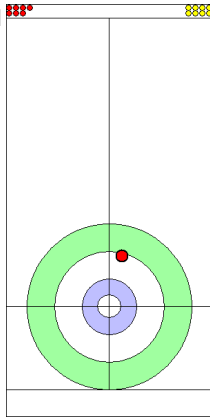
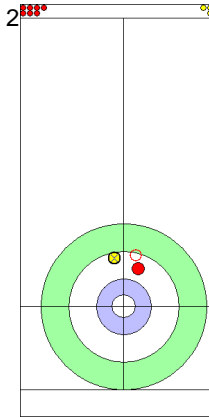
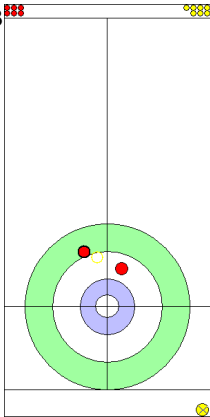
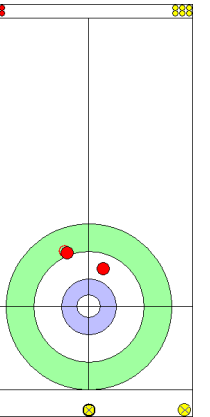
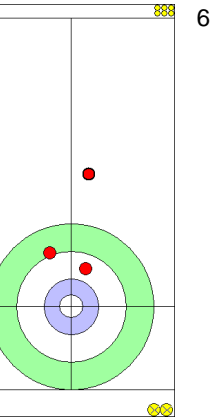
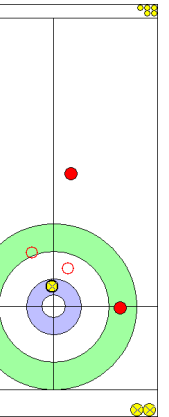
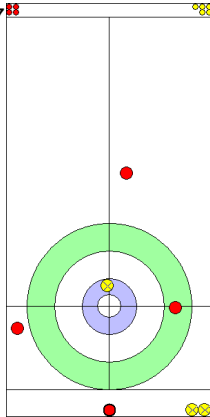
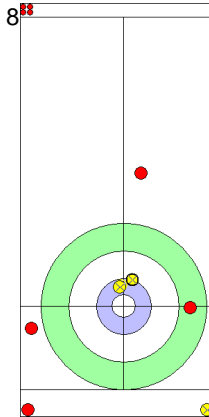
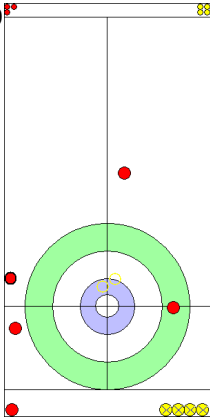
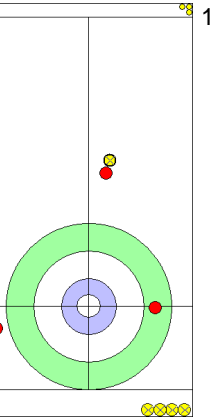
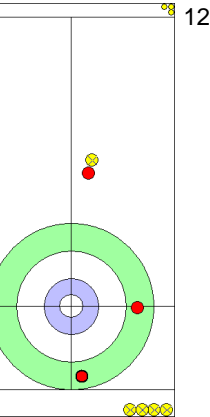
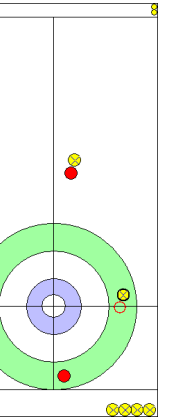
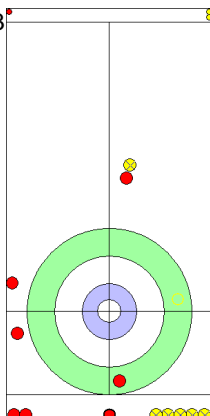
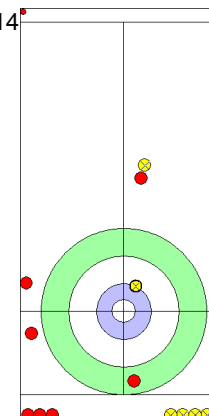
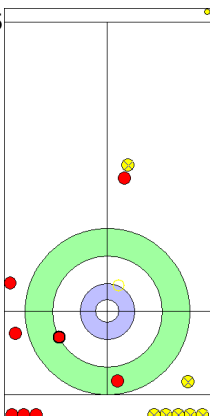
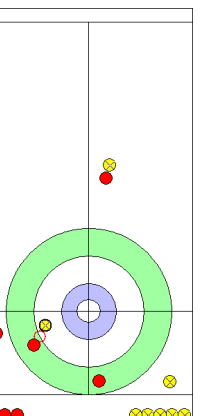


	CAN	KOR
Total Score	5	3
Time left	20:27	18:39



## GAME - SHOT BY SHOT / DÉROULEMENT DE LA PARTIE

WED 17 MAR 2010 / MER 17 MAR 2010 START TIME / DÉBUT 18:00

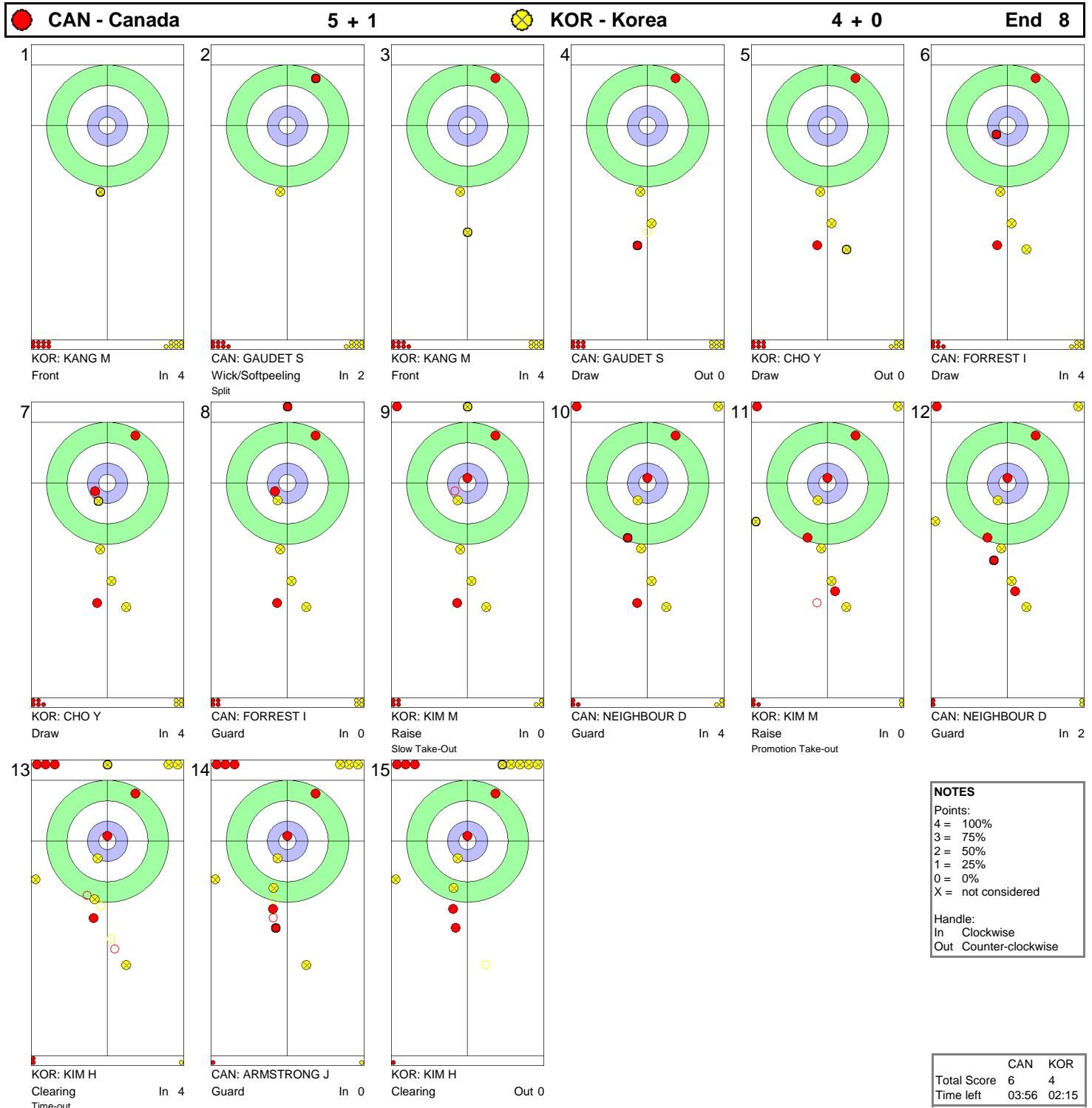
 <b>CAN - Canada</b>		<b>5 + 0</b>		 <b>KOR - Korea</b>		<b>3 + 1</b>		<b>End 7</b>	
1									
CAN: GAUDET S		In 4		KOR: KANG M		In 4			
Draw				Draw					
2									
CAN: GAUDET S		Take-out		KOR: KANG M		In 0			
				Take-out					
3									
CAN: GAUDET S		In 4		KOR: KANG M		In 0			
				Take-out					
4									
CAN: FORREST I		Out 4		KOR: KANG M		In 0			
				Guard					
5									
CAN: FORREST I		Out 4		KOR: CHO Y		In 4			
				Take-out					
6									
CAN: FORREST I		Out 0		KOR: CHO Y		Out 3			
				Draw					
7									
CAN: NEIGHBOUR D		Out 4		KOR: KIM M		In 0			
				Drawing					
8									
CAN: NEIGHBOUR D		Out 2		KOR: KIM M		In 0			
				Drawing					
9									
CAN: NEIGHBOUR D		Out 4		KOR: KIM M		In 4			
				Take-out					
10									
CAN: NEIGHBOUR D		Out 2		KOR: KIM M		In 4			
				Take-out					
11									
CAN: NEIGHBOUR D		Out 2		KOR: KIM M		In 4			
				Take-out					
12									
CAN: NEIGHBOUR D		Out 2		KOR: KIM M		In 4			
				Take-out					
13									
CAN: ARMSTRONG J		In 2		KOR: KIM H		Out 4			
				Draw					
14									
CAN: ARMSTRONG J		Out 4		KOR: KIM H		In 4			
				Draw					
15									
CAN: ARMSTRONG J		Out 4		KOR: KIM H		In 4			
				Slow Take-Out					
16									
CAN: ARMSTRONG J		Out 4		KOR: KIM H		In 4			
				Slow Take-Out					

	CAN	KOR
Total Score	5	4
Time left	12:22	10:44



**GAME - SHOT BY SHOT / DÉROULEMENT DE LA PARTIE**

WED 17 MAR 2010 / MER 17 MAR 2010 START TIME / DÉBUT 18:00





## SESSION RESULTS AND STANDINGS RÉSULTATS DE LA SESSION ET CLASSEMENT

WED 17 MAR 2010 / MER 17 MAR 2010 START TIME / DÉBUT 12:30

Sheet	Round	Team	LSFE	1	2	3	4	5	6	7	8	Extra	Ends	Total
A	7	CAN - Canada		0	2	4	0	1	1	0	0			8
	7	GER - Germany	*	1	0	0	1	0	0	3	1			6
B	7	SWE - Sweden	*	0	0	1	0	0	0	3	2	1		7
	7	GBR - Great Britain		1	1	0	0	1	3	0	0	0		6
C	7	NOR - Norway		0	0	3	0	0	3	0	2			8
	7	USA - United States of America	*	2	1	0	3	2	0	1	0			9
D	7	KOR - Korea		2	0	3	0	1	3	0	X			9
	7	SUI - Switzerland	*	0	1	0	1	0	0	1	X			3

### Standings After Round Robin Session 9

Rank	Team	Games	Wins	Losses	
1	CAN - Canada	7	6	1	Q
2	KOR - Korea	7	5	2	
2	USA - United States of America	7	5	2	
4	SWE - Sweden	7	4	3	
5	GER - Germany	7	3	4	
5	NOR - Norway	7	3	4	
7	ITA - Italy	6	2	4	
7	JPN - Japan	6	2	4	
9	GBR - Great Britain	7	2	5	
9	SUI - Switzerland	7	2	5	

#### LEGEND

LSFE (\*) Last stone first end

Q Qualified for the semifinals

X Unplayed/unfinished end due to concession



## SESSION REVIEW / SYNTHÈSE DE LA SESSION

WED 17 MAR 2010 / MER 17 MAR 2010 START TIME / DÉBUT 12:30

### Session 9: CAN 8-6 GER, SWE 7-6 GBR, USA 9-8 NOR, KOR 9-3 SUI

VANCOUVER, Mar 17 - Canada beat Germany 8-6 to qualify for the Semifinals of the Wheelchair Curling tournament and delight the 4,325-strong home crowd in Session 9 at Vancouver Paralympic Centre on Wednesday.

#### **CAN 8-6 GER (Sheet A)**

Canada came into Session 9 leading the tournament with a 5-1 record but Germany, which came into the session with a record of three wins and three losses, hit for a single in the first end to take the lead.

Canada grabbed the lead by scoring a deuce in the second end and after a number of missed hits by Germany in the third, Canada picked up a steal of four points and a 6-1 lead.

It took a measurement but Germany scored a single point in the fourth to make the score 6-2.

In the fifth end, Canada skip Jim ARMSTRONG (CAN) made a draw around a number of guards with his first shot, but missed his second attempt and had to settle for a single and a lead of 7-2.

Canada stole another point in the sixth end to widen the gap to 8-2 but the Germans enjoyed a better seventh end, picking up three points to make it 8-5.

Germany picked up another steal in the eighth but Canada won 8-6.

#### **SWE 7-6 GBR (Sheet B)**

In the first end, facing two Great Britain counters, Sweden fourth stone-thrower Glenn IKONEN (SWE) removed only one Great Britain stone to give up a steal of one point.

Great Britain stole another point in the second end to lead 2-0 but Sweden got on the scoreboard in the third end by drawing for a single.

The teams blanked the fourth end and Great Britain picked up a point in the fifth end to lead 3-1.

In the sixth, IKONEN's (SWE) last stone sailed through the house, giving up a steal of three and a lead of 6-1 for Great Britain.

Sweden got back on track in the seventh end, picking up three points to make the score 6-4 and when Great Britain fourth stone thrower Aileen NEILSON (GBR) came up light with her final rock in the eighth, Sweden stole two points to tie the game 6-6 and force an extra end.

The play was complicated in the ninth end. Sweden was successful in protecting its stones in the house, forcing NEILSON (GBR) to attempt difficult raises to score. She was unsuccessful on both tries, allowing a steal of one for Sweden and handing over a 7-6 victory.



### USA 9-8 NOR (Sheet C)

The USA drew for two points in the first end and stole a single in the second to take an early 3-0 lead.

Norway skip Rune LORENTSEN (NOR) found his draw weight in third end to pick up three points and tie the game 3-3 but the US came right back in the fourth on a nice draw by skip Augusto PEREZ (USA) to score three points and take a 6-3 lead.

In the fifth end, LORENTSEN (NOR) faced a difficult raise to score. He missed and gave up a steal of two points, allowing the USA to take a commanding 8-3 lead.

Norway came back in the sixth end with three points to reduce the gap but in the seventh the USA picked up a single to make the score 9-6.

Time was a factor in the eighth end as both teams were down to their final seconds of their allotted time to complete the game. LORENTSEN (NOR) came up a bit short on his final draw to only score a deuce.

### KOR 9-3 SUI (Sheet D)

Korea stole two points in the first end and Switzerland hit for one point in the second.

Korea had Switzerland in all sorts of trouble throughout the third and picked up three points for a 5-1 lead.

Facing four Korean counters with his last shot in the fourth, Switzerland skip Manfred BOLLIGER (SUI) made a pressure draw for a single point to make the score 5-2.

Switzerland loaded up the house in the fifth end but Korea skip Haksung KIM (KOR) was right on target with a double takeout to score one point and extend its lead to 6-2.

Korea stole three more points in the sixth to lead 9-2 and despite picking up a single in the seventh end, Switzerland conceded the game while trailing 9-3.

After Session 9 play, Canada is alone in first place with a record of six wins and one loss.

Korea and the USA are next, each with a 5-2 record. Canada plays Korea in Session 10 on Wednesday evening.

Sweden is alone in fourth place with three wins and three losses while Germany and Norway are tied for fifth place, each with three wins and four losses.

Italy and Japan have two wins and four losses.

Switzerland and Great Britain are bottom of the standings, with two wins and five losses.

In other games in Session 10, Italy plays Norway and the USA takes on Japan.

Germany, Great Britain, Switzerland and Sweden have Wednesday evening off.





## GAME RESULTS / RÉSULTATS DE LA PARTIE

WED 17 MAR 2010 / MER 17 MAR 2010 START TIME / DÉBUT 12:30

Sheet	Round	Team	LSFE	1	2	3	4	5	6	7	8	Extra Ends	Total
A	7	CAN - Canada		0	2	4	0	1	1	0	0		8
	7	GER - Germany	*	1	0	0	1	0	0	3	1		6

CAN - Canada		Game	All
4 S	ARMSTRONG Jim	47 %	50 %
3	NEIGHBOUR Darryl	61 %	55 %
2	FORREST Ina	66 %	65 %
1	GAUDET Sonja	39 %	60 %
A	YIZEK Bruno	- %	- %
Team Total		53 %	58 %

GER - Germany		Game	All
4 S	JAEGER Jens	39 %	48 %
3	SIEGER Marcus	56 %	43 %
2	GAEBEL Jens	50 %	54 %
1	STEGER Christiane	78 %	63 %
A	HOER Astrid	- %	- %
Team Total		56 %	52 %

Time remaining: 2 minutes 56 seconds

Last Stone Draw: 84.4 cm

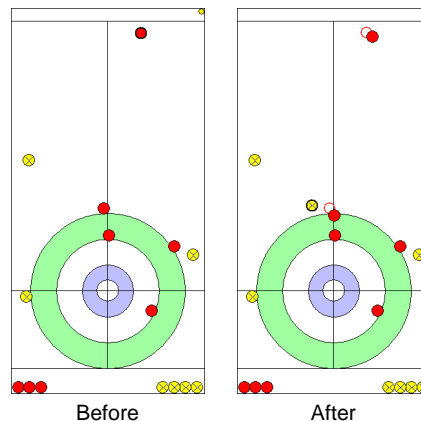
Time remaining: 1 minute 58 seconds

Last Stone Draw: 17.8 cm

Time-out: end 4, GER-7

### Most Important Shot:

Facing three Canadian stones, German Skip JAEGER J attempted to draw down to the Canadian shot stone. He was light and wide, tapping a Canadian stone into position to give Canada a steal of four.



End: 3  
Team: GER  
Player: JAEGER J  
Stone: Fourth, 2nd stone  
Task: Draw  
Handle: Out-turn  
Points: 0%

● : CAN  
● : GER

### NOTES

Team position and functions are attached to each team member's name as follows:  
4 = Fourth, 3 = Third, 2 = Second, 1 = Lead, A = Alternate, S = Skip



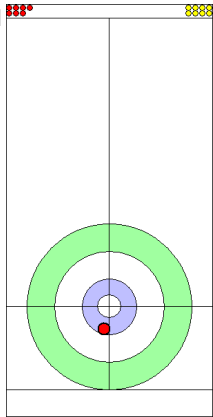
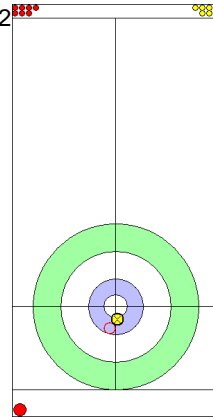
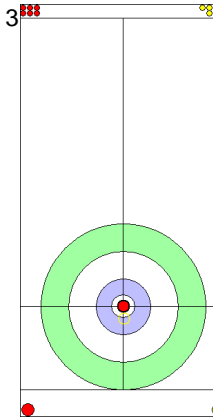
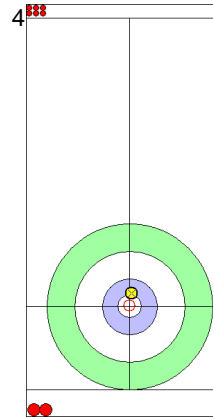
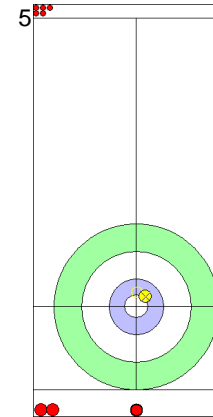
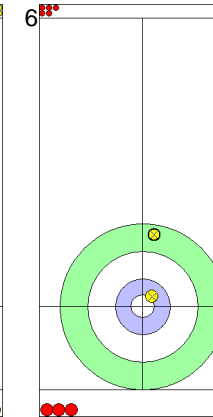
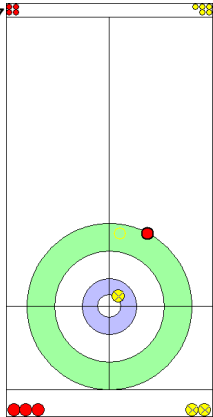
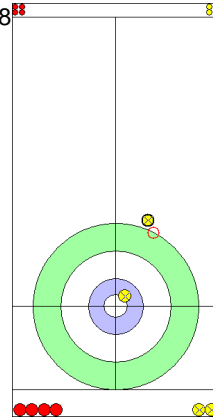
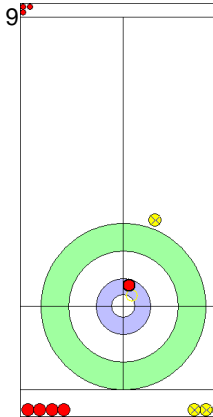
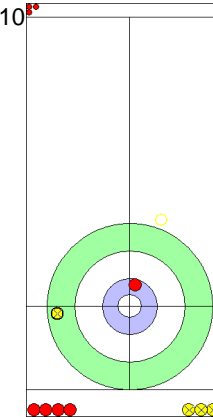
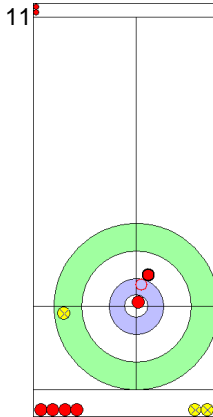
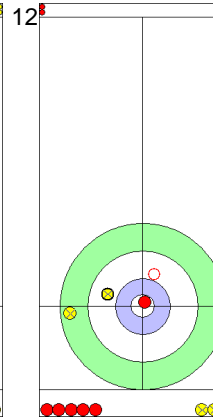
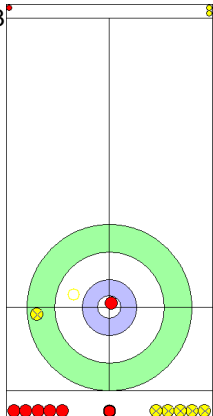
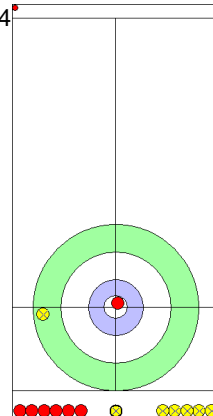
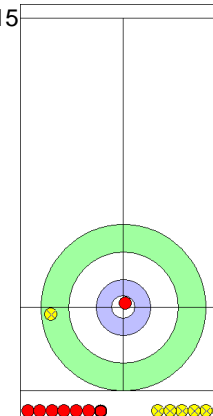
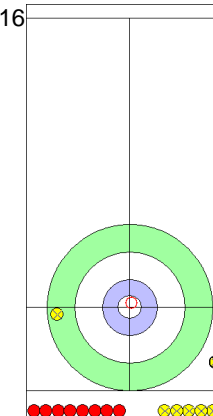
### LEGEND

LSFE (\*) Last stone first end



## GAME - SHOT BY SHOT / DÉROULEMENT DE LA PARTIE

WED 17 MAR 2010 / MER 17 MAR 2010 START TIME / DÉBUT 12:30

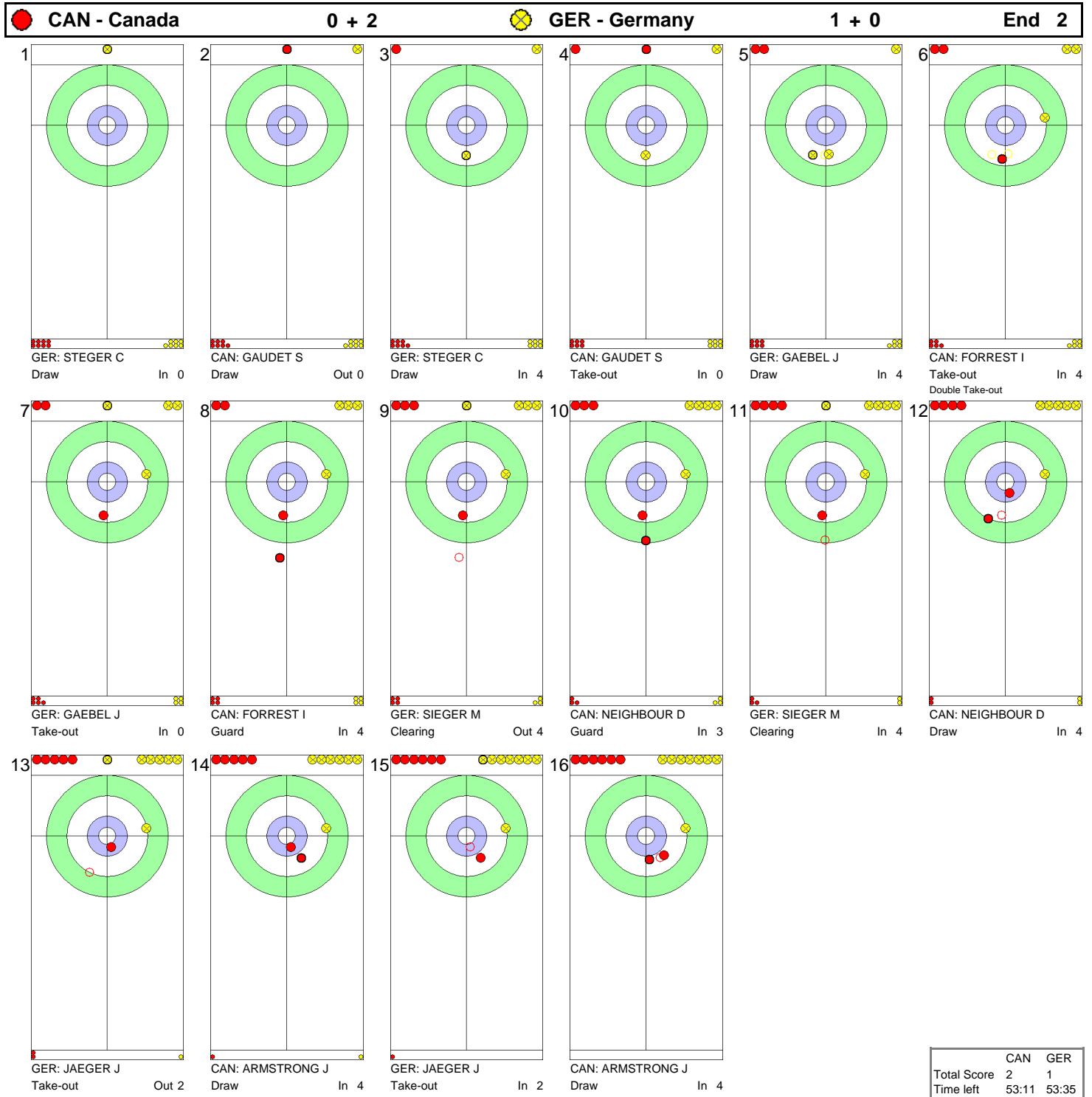
 <b>CAN - Canada</b>		0 + 0	 <b>GER - Germany</b>		0 + 1	End 1
1						
	CAN: GAUDET S Draw	In 3				
2						
	GER: STEGER C Take-out	In 4				
3						
	CAN: GAUDET S Take-out	In 4				
4						
	GER: STEGER C Take-out	In 4				
5						
	CAN: FORREST I Take-out	In 0				
6						
	GER: GAEBEL J Guard	In 4				
7						
	CAN: FORREST I Take-out	In 4				
8						
	GER: GAEBEL J Take-out	Out 4				
9						
	CAN: NEIGHBOUR D Take-out	In 4				
10						
	GER: SIEGER M Take-out	In 0				
11						
	CAN: NEIGHBOUR D Draw	In 4				
12						
	GER: SIEGER M Take-out	In 4				
13						
	CAN: ARMSTRONG J Take-out	In 2				
14						
	GER: JAEGER J Take-out	In 4				
15						
	CAN: ARMSTRONG J Take-out	In 0				
16						
	GER: JAEGER J Take-out	In 2				

	CAN	GER
Total Score	0	1
Time left	60:59	61:55



## GAME - SHOT BY SHOT / DÉROULEMENT DE LA PARTIE

WED 17 MAR 2010 / MER 17 MAR 2010 START TIME / DÉBUT 12:30



	CAN	GER
Total Score	2	1
Time left	53:11	53:35



**GAME - SHOT BY SHOT / DÉROULEMENT DE LA PARTIE**

WED 17 MAR 2010 / MER 17 MAR 2010 START TIME / DÉBUT 12:30

**● CAN - Canada**      **2 + 4**      **● GER - Germany**      **1 + 0**      **End 3**

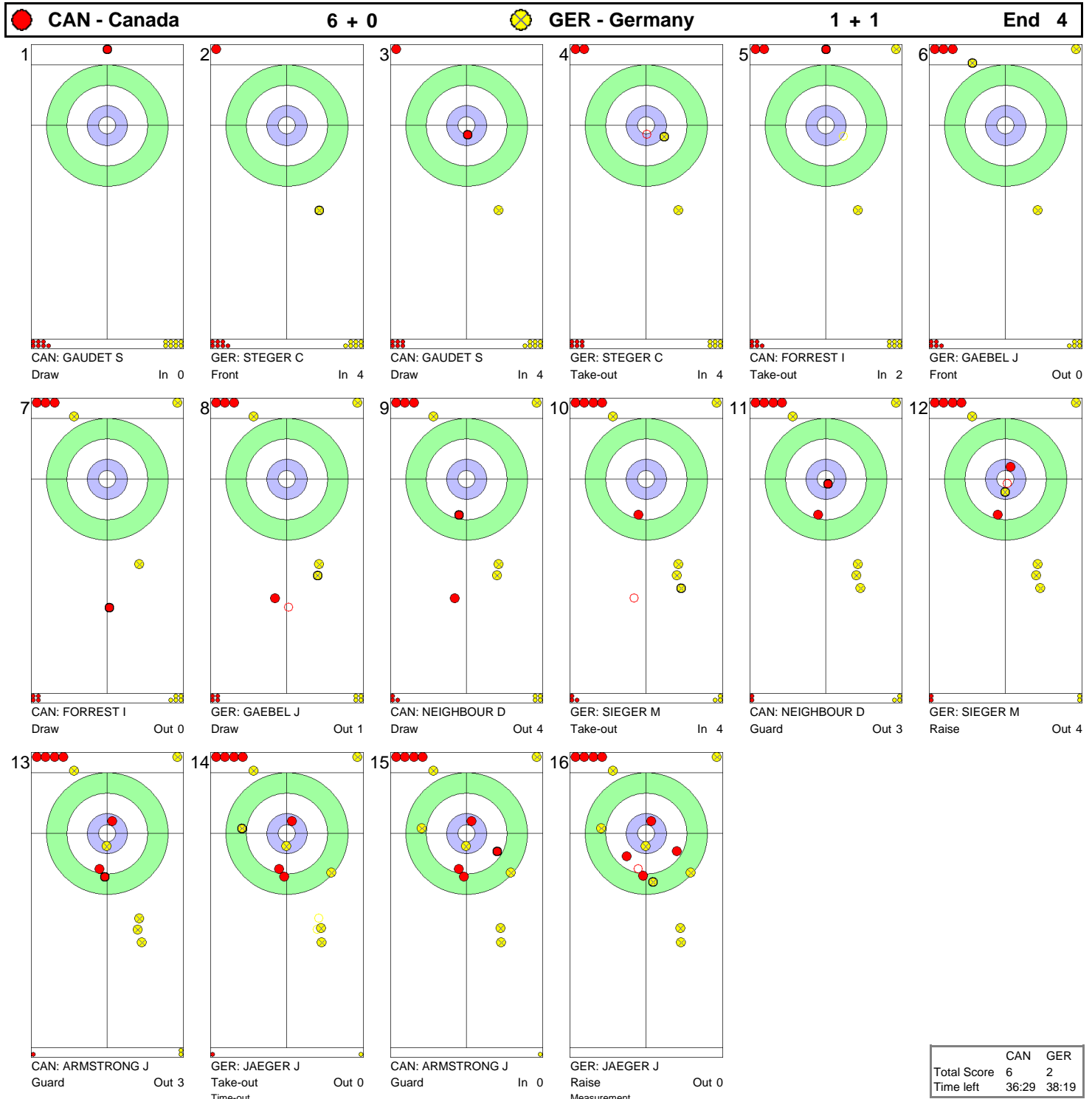


	CAN	GER
Total Score	6	1
Time left	45:02	45:53



## GAME - SHOT BY SHOT / DÉROULEMENT DE LA PARTIE

WED 17 MAR 2010 / MER 17 MAR 2010 START TIME / DÉBUT 12:30

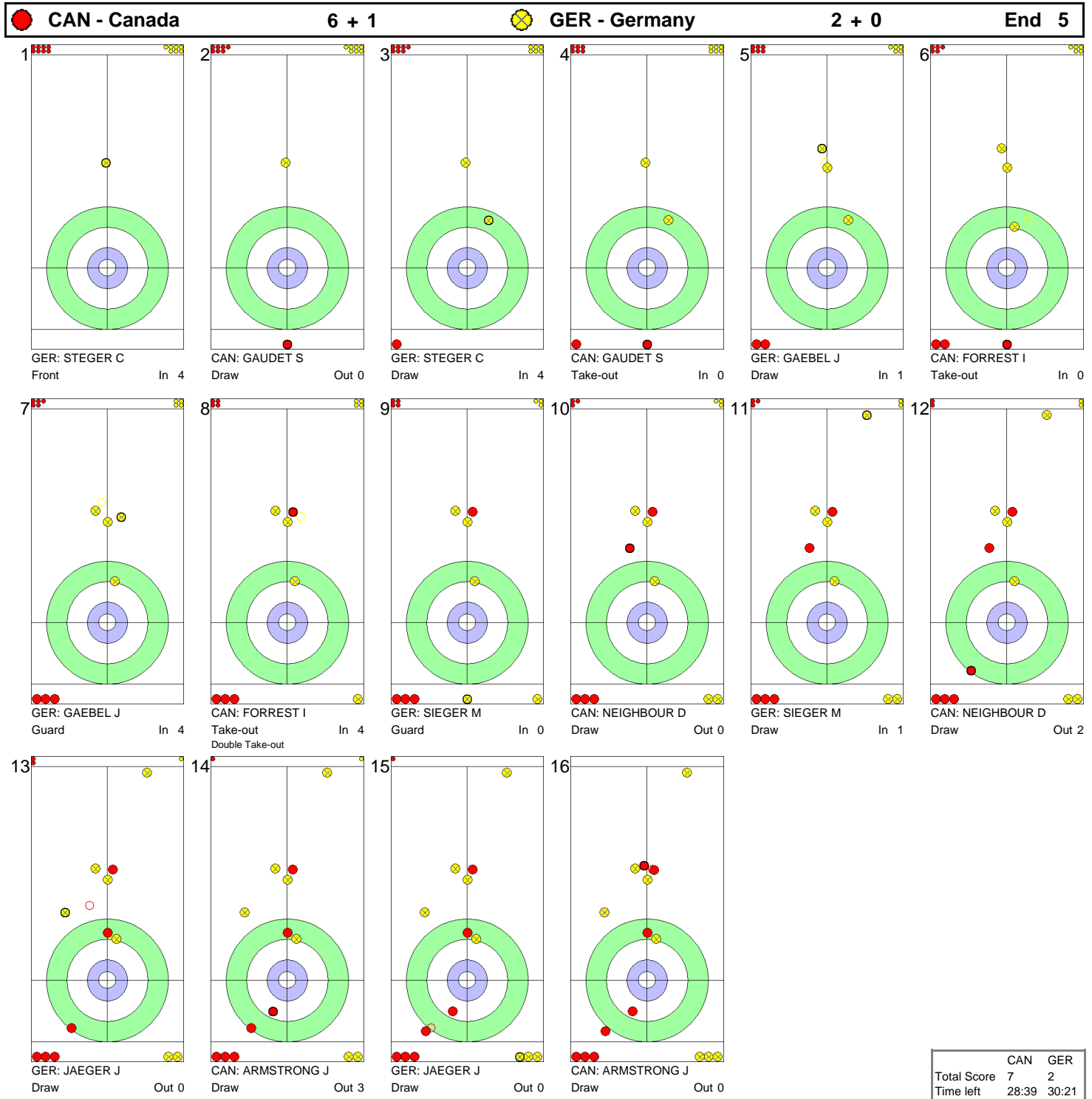


	CAN	GER
Total Score	6	2
Time left	36:29	38:19



**GAME - SHOT BY SHOT / DÉROULEMENT DE LA PARTIE**

WED 17 MAR 2010 / MER 17 MAR 2010 START TIME / DÉBUT 12:30

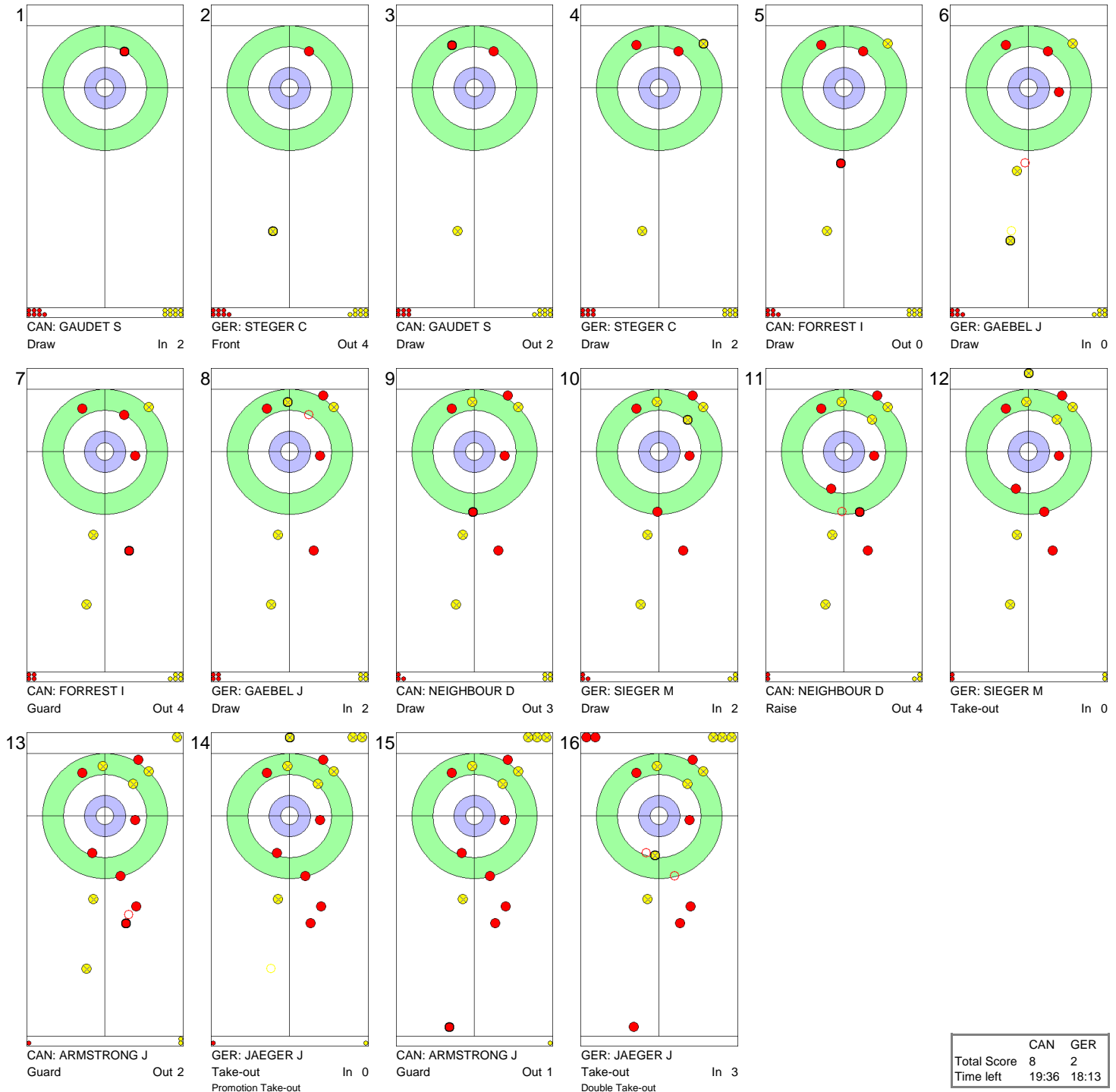




**GAME - SHOT BY SHOT / DÉROULEMENT DE LA PARTIE**

WED 17 MAR 2010 / MER 17 MAR 2010 START TIME / DÉBUT 12:30

**● CAN - Canada 7 + 1 ● GER - Germany 2 + 0 End 6**

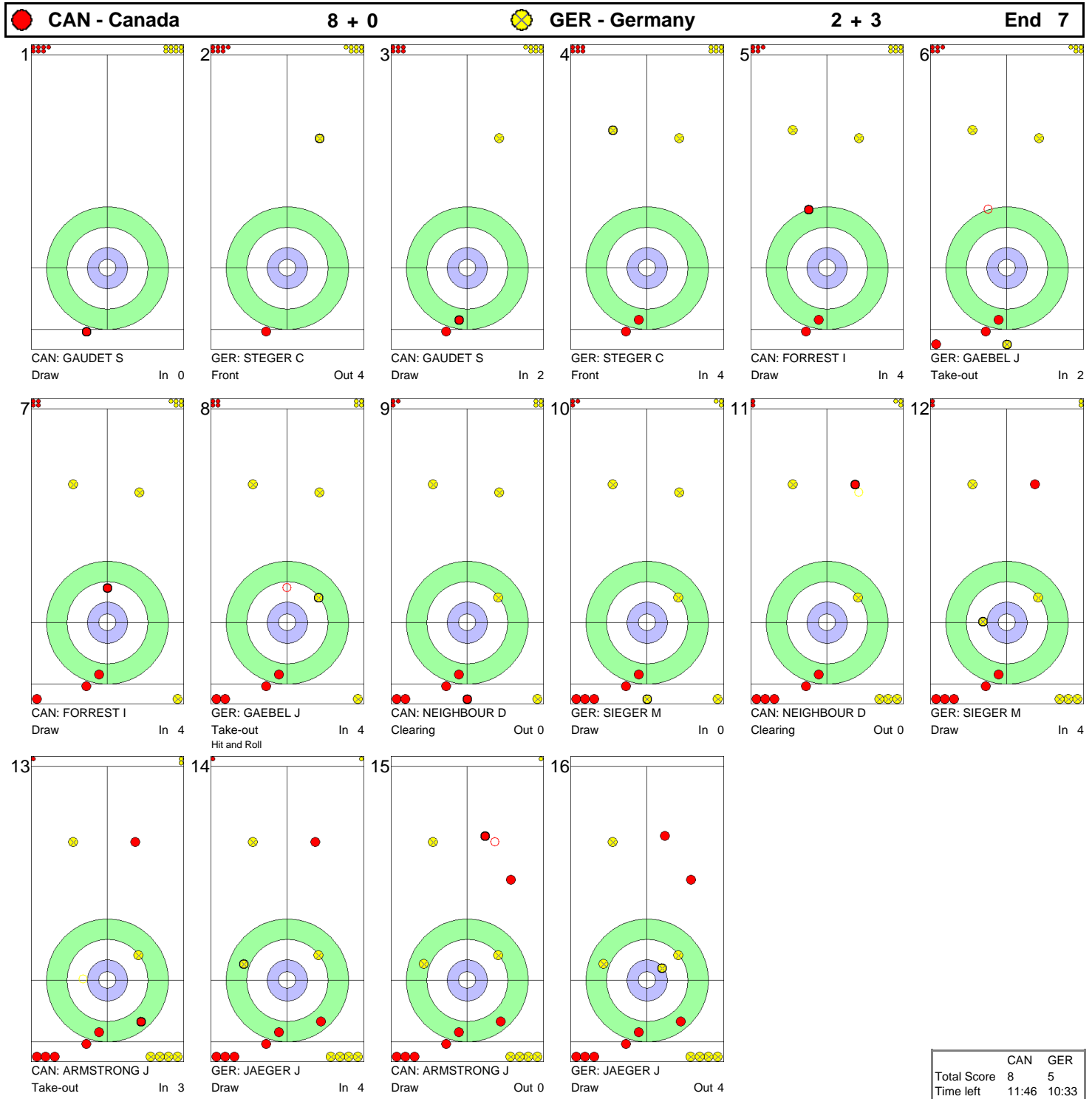


	CAN	GER
Total Score	8	2
Time left	19:36	18:13



## GAME - SHOT BY SHOT / DÉROULEMENT DE LA PARTIE

WED 17 MAR 2010 / MER 17 MAR 2010 START TIME / DÉBUT 12:30



	CAN	GER
Total Score	8	5
Time left	11:46	10:33





**GAME - SHOT BY SHOT / DÉROULEMENT DE LA PARTIE**

WED 17 MAR 2010 / MER 17 MAR 2010 START TIME / DÉBUT 12:30

● CAN - Canada		8 + 0	● GER - Germany	5 + 1	End 8									
1	 GER: STEGER C Front In 4	2	 CAN: GAUDET S Wick/Softpeeling In 4	3	 GER: STEGER C Front In 4									
4	 CAN: GAUDET S Take-out In 0	5	 GER: GAEBEL J Draw In 2	6	 CAN: FORREST I Clearing In 1									
7	 GER: GAEBEL J Draw In 0	8	 CAN: FORREST I Clearing Out 4	9	 GER: SIEGER M Draw Out 2									
10	 CAN: NEIGHBOUR D Take-out Out 4	11	 GER: SIEGER M Draw Out 3	12	 CAN: NEIGHBOUR D Take-out Out 0									
13	 GER: JAEGER J Raise In 0	14	 CAN: ARMSTRONG J Draw In 4	15	 GER: JAEGER J Draw Out 4									
16	 CAN: ARMSTRONG J Take-out Out 0			<div data-bbox="1328 1444 1534 1680" data-label="Text"> <p><b>NOTES</b> Points: 4 = 100% 3 = 75% 2 = 50% 1 = 25% 0 = 0% X = not considered  Handle: In Clockwise Out Counter-clockwise</p> </div>										
				<div data-bbox="1328 1806 1534 1879" data-label="Table"> <table border="1"> <thead> <tr> <th></th> <th>CAN</th> <th>GER</th> </tr> </thead> <tbody> <tr> <td>Total Score</td> <td>8</td> <td>6</td> </tr> <tr> <td>Time left</td> <td>02:56</td> <td>01:58</td> </tr> </tbody> </table> </div>			CAN	GER	Total Score	8	6	Time left	02:56	01:58
	CAN	GER												
Total Score	8	6												
Time left	02:56	01:58												



## GAME RESULTS / RÉSULTATS DE LA PARTIE

WED 17 MAR 2010 / MER 17 MAR 2010 START TIME / DÉBUT 12:30

Sheet	Round	Team	LSFE	1	2	3	4	5	6	7	8	Extra Ends	Total
B	7	SWE - Sweden	*	0	0	1	0	0	0	3	2	1	7
	7	GBR - Great Britain		1	1	0	0	1	3	0	0	0	6

SWE - Sweden		Game	All
4	IKONEN Glenn	57 %	56 %
3 S	JUNGNELL Jalle	63 %	44 %
2	BURMAN Patrik	68 %	60 %
1	WILHELM Anette	83 %	66 %
A	KALLIN Patrik	- %	- %
Team Total		68 %	57 %

GBR - Great Britain		Game	All
4	NEILSON Aileen	58 %	49 %
3 S	McCREADIE Michael	53 %	56 %
2	KILLIN Tom	35 %	57 %
1	MALONE Angie	67 %	66 %
A	SELLAR Jim	- %	- %
Team Total		53 %	57 %

Time remaining: 1 minute 29 seconds  
Time remaining: 0 minutes 30 seconds (after extra end)

Last Stone Draw: 112.7 cm

Time-out: end 5, SWE-7; end 9, SWE-7

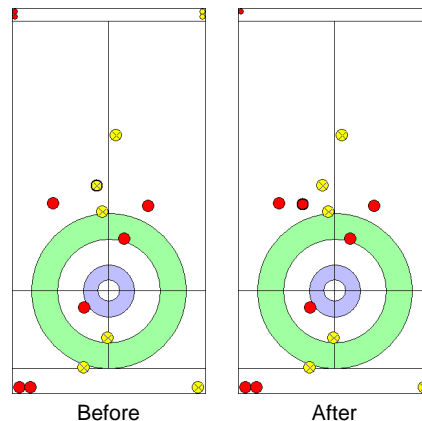
Time remaining: 4 minutes 23 seconds  
Time remaining: 1 minute 2 seconds (after extra end)

Last Stone Draw: 185.4 cm (out)

Time-out: end 8, GBR-4

### Most Important Shot:

The Swedish Fourth IKONEN G played a perfect Guard on the shot stone that forced the British team to play a difficult Raise on which they failed twice. Sweden stole 1 and won the game.



End: 9  
Team: SWE  
Player: IKONEN G  
Stone: Fourth, 1st stone  
Task: Guard  
Handle: Out-turn  
Points: 100%

● : SWE  
● : GBR

### NOTES

Team position and functions are attached to each team member's name as follows:  
4 = Fourth, 3 = Third, 2 = Second, 1 = Lead, A = Alternate, S = Skip

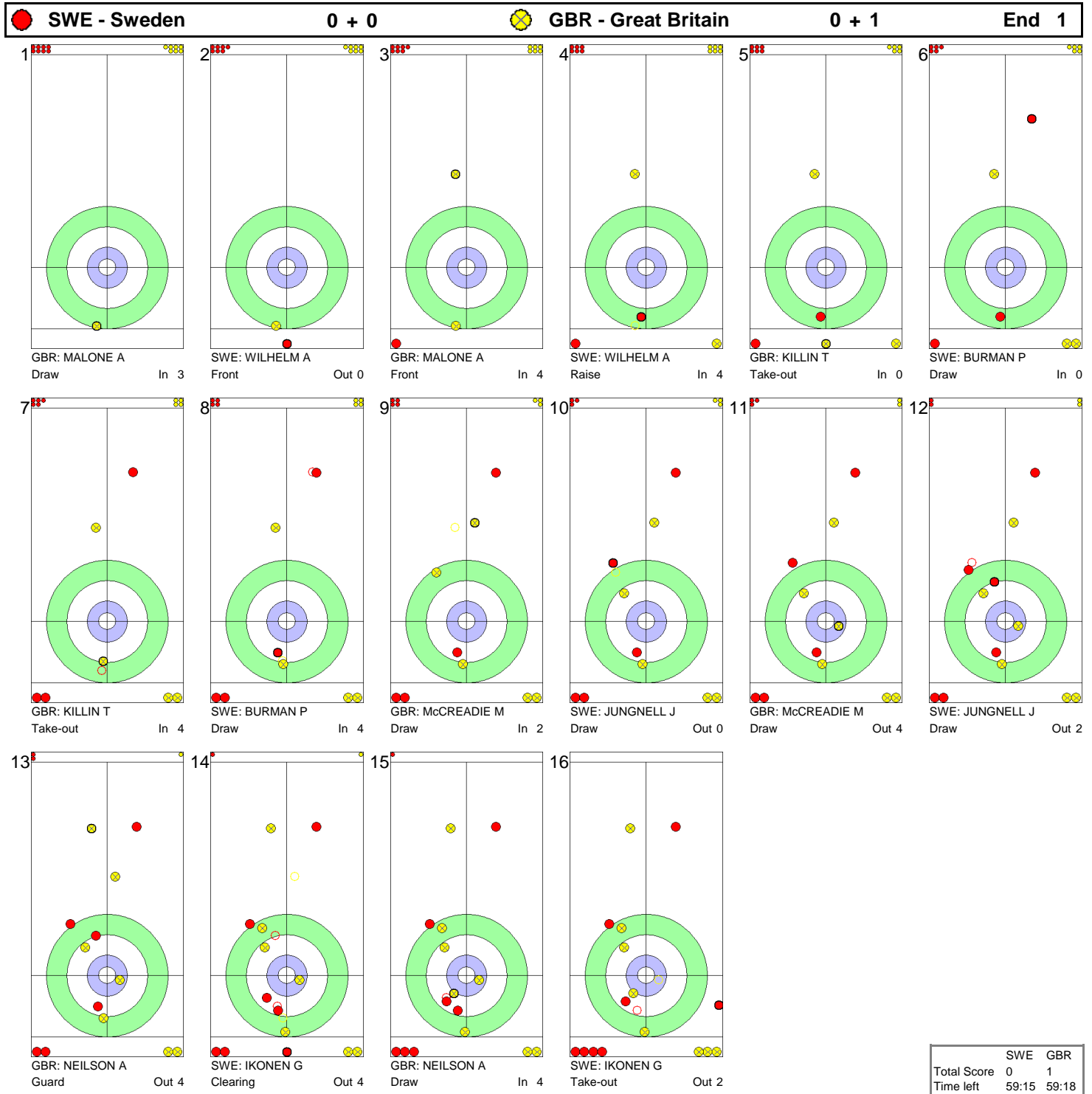
### LEGEND

LSFE (\*) Last stone first end



## GAME - SHOT BY SHOT / DÉROULEMENT DE LA PARTIE

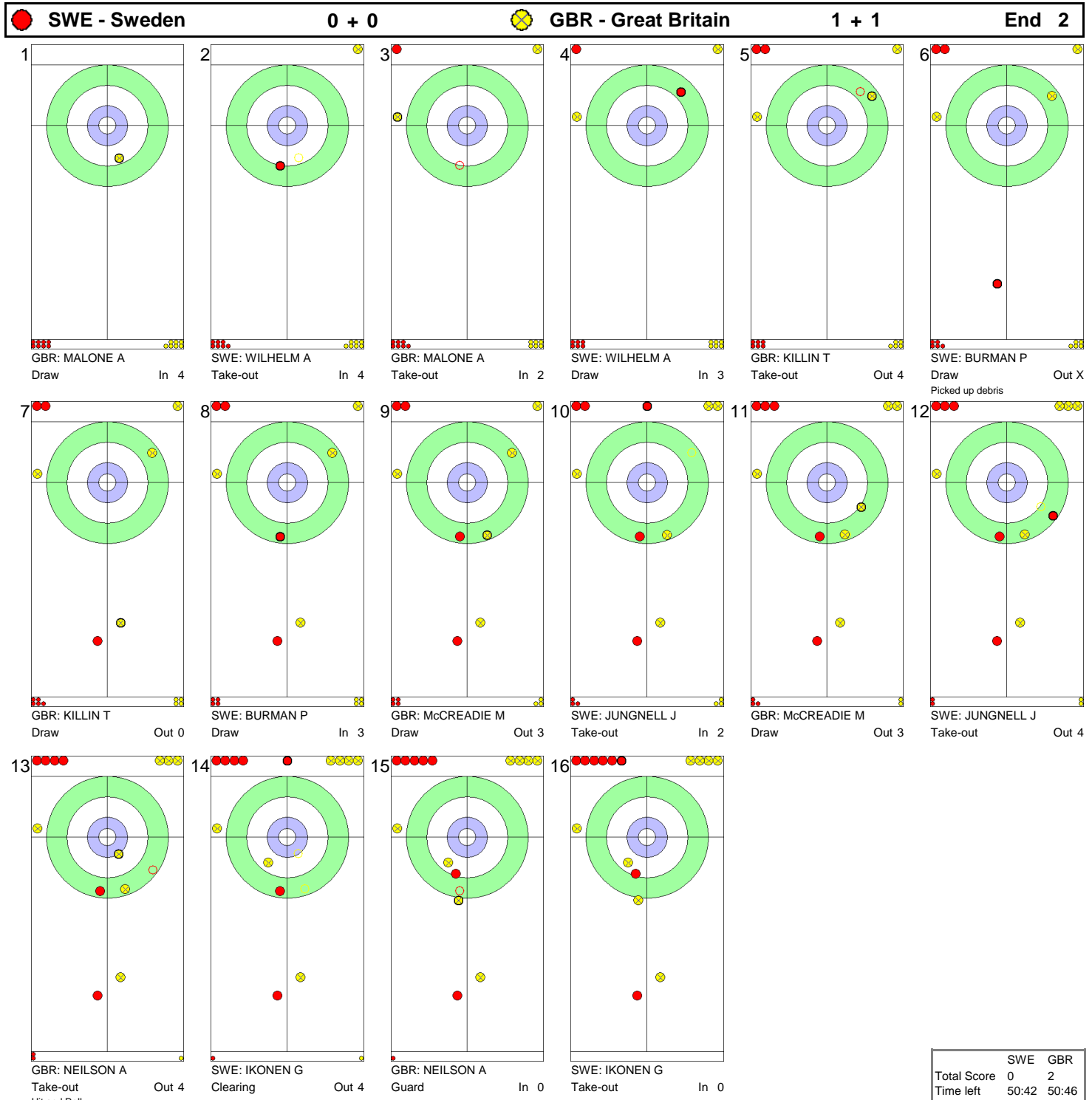
WED 17 MAR 2010 / MER 17 MAR 2010 START TIME / DÉBUT 12:30





**GAME - SHOT BY SHOT / DÉROULEMENT DE LA PARTIE**

WED 17 MAR 2010 / MER 17 MAR 2010 START TIME / DÉBUT 12:30

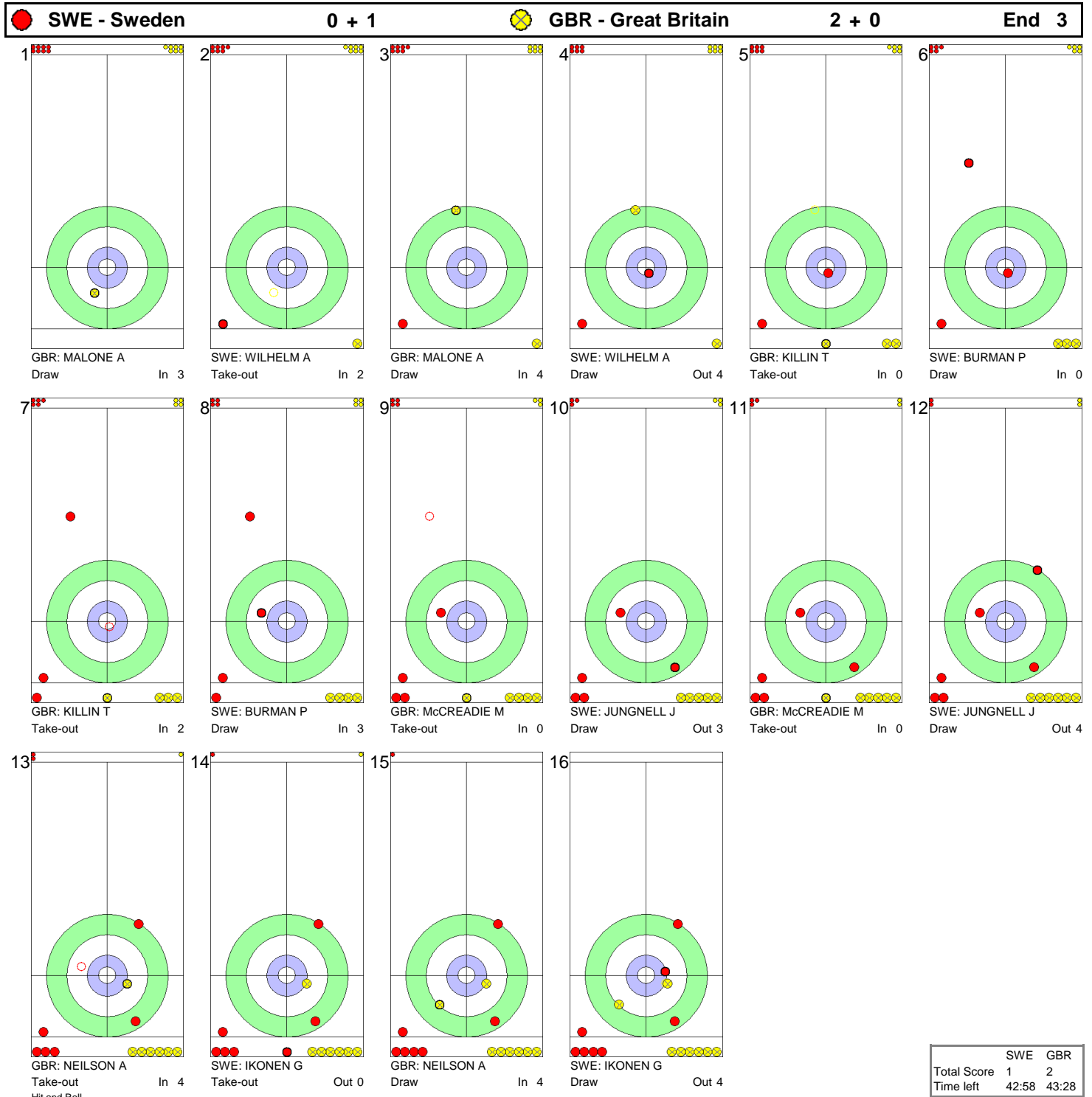


	SWE	GBR
Total Score	0	2
Time left	50:42	50:46



## GAME - SHOT BY SHOT / DÉROULEMENT DE LA PARTIE

WED 17 MAR 2010 / MER 17 MAR 2010 START TIME / DÉBUT 12:30

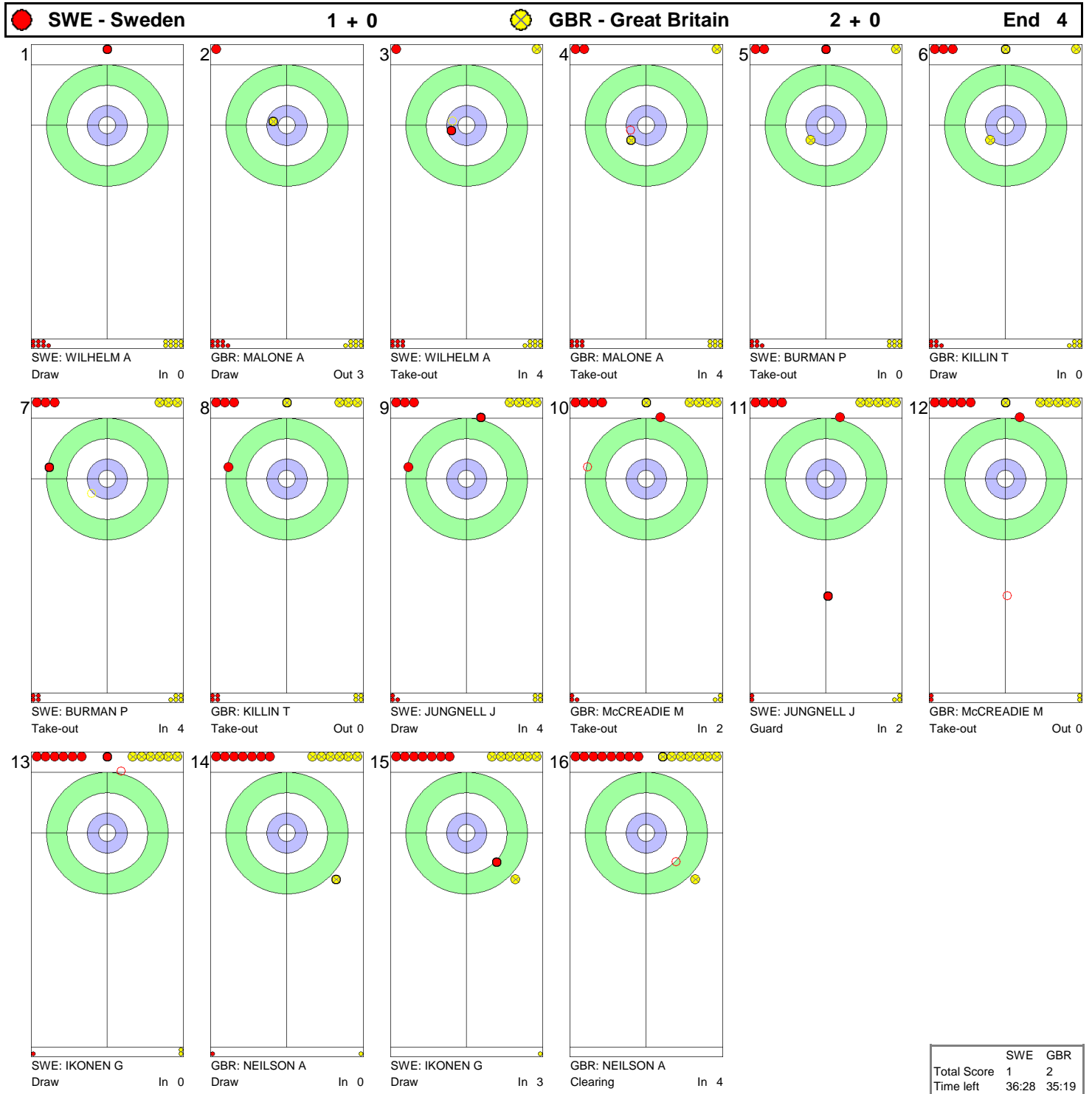


	SWE	GBR
Total Score	1	2
Time left	42:58	43:28



## GAME - SHOT BY SHOT / DÉROULEMENT DE LA PARTIE

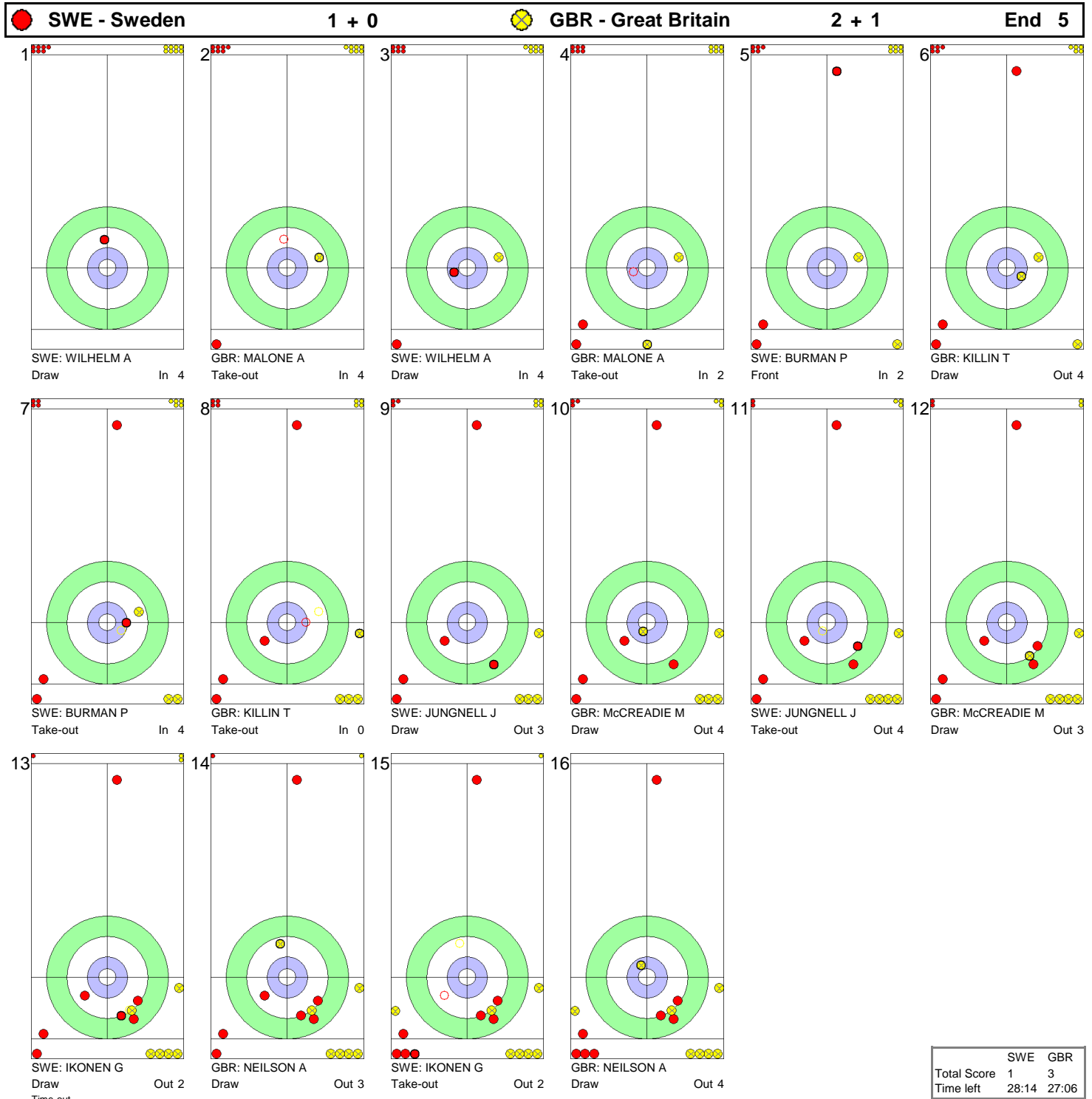
WED 17 MAR 2010 / MER 17 MAR 2010 START TIME / DÉBUT 12:30





GAME - SHOT BY SHOT / DÉROULEMENT DE LA PARTIE

WED 17 MAR 2010 / MER 17 MAR 2010 START TIME / DÉBUT 12:30





**GAME - SHOT BY SHOT / DÉROULEMENT DE LA PARTIE**

WED 17 MAR 2010 / MER 17 MAR 2010 START TIME / DÉBUT 12:30



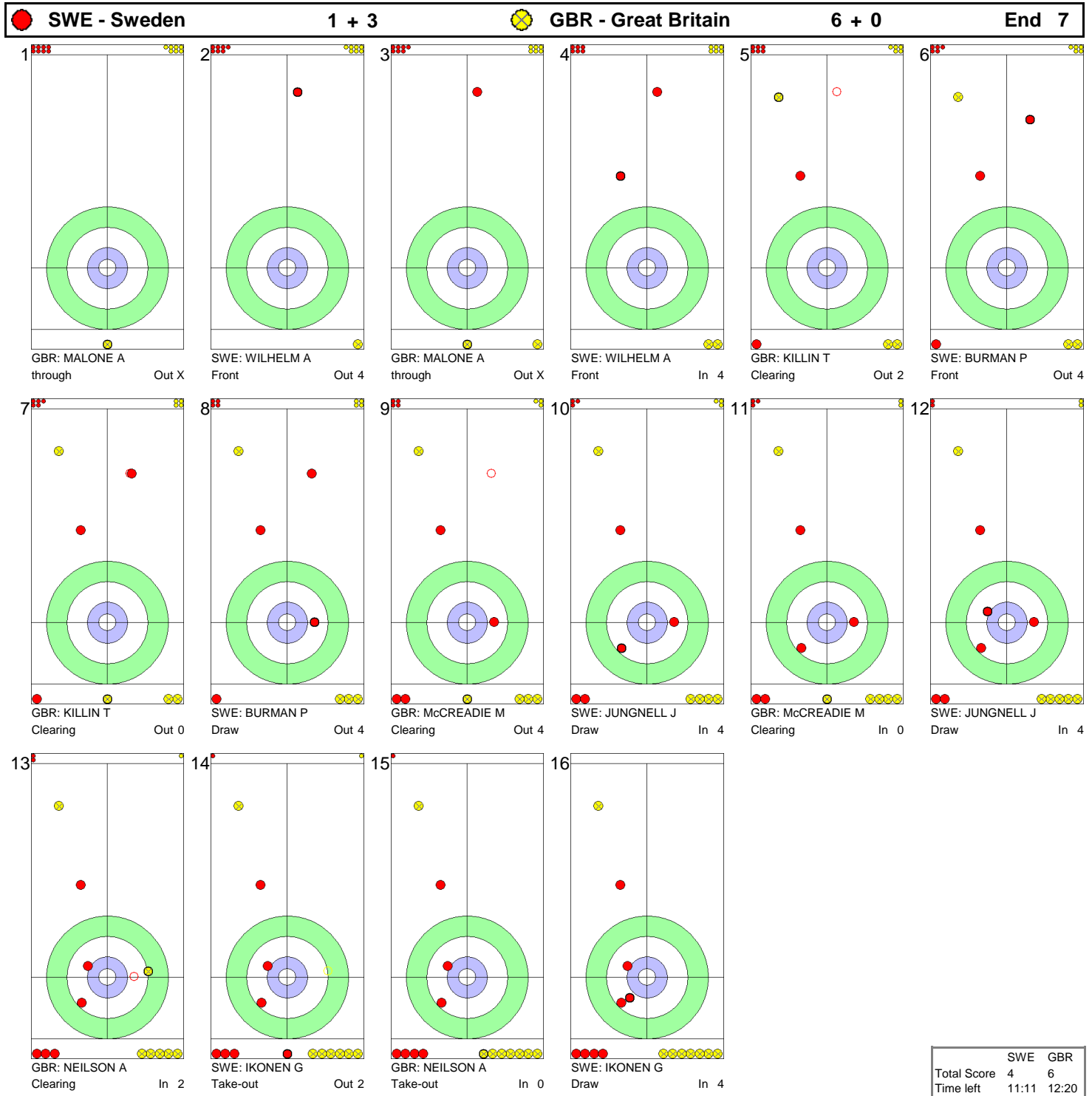
	SWE	GBR
Total Score	1	6
Time left	19:06	18:47





## GAME - SHOT BY SHOT / DÉROULEMENT DE LA PARTIE

WED 17 MAR 2010 / MER 17 MAR 2010 START TIME / DÉBUT 12:30

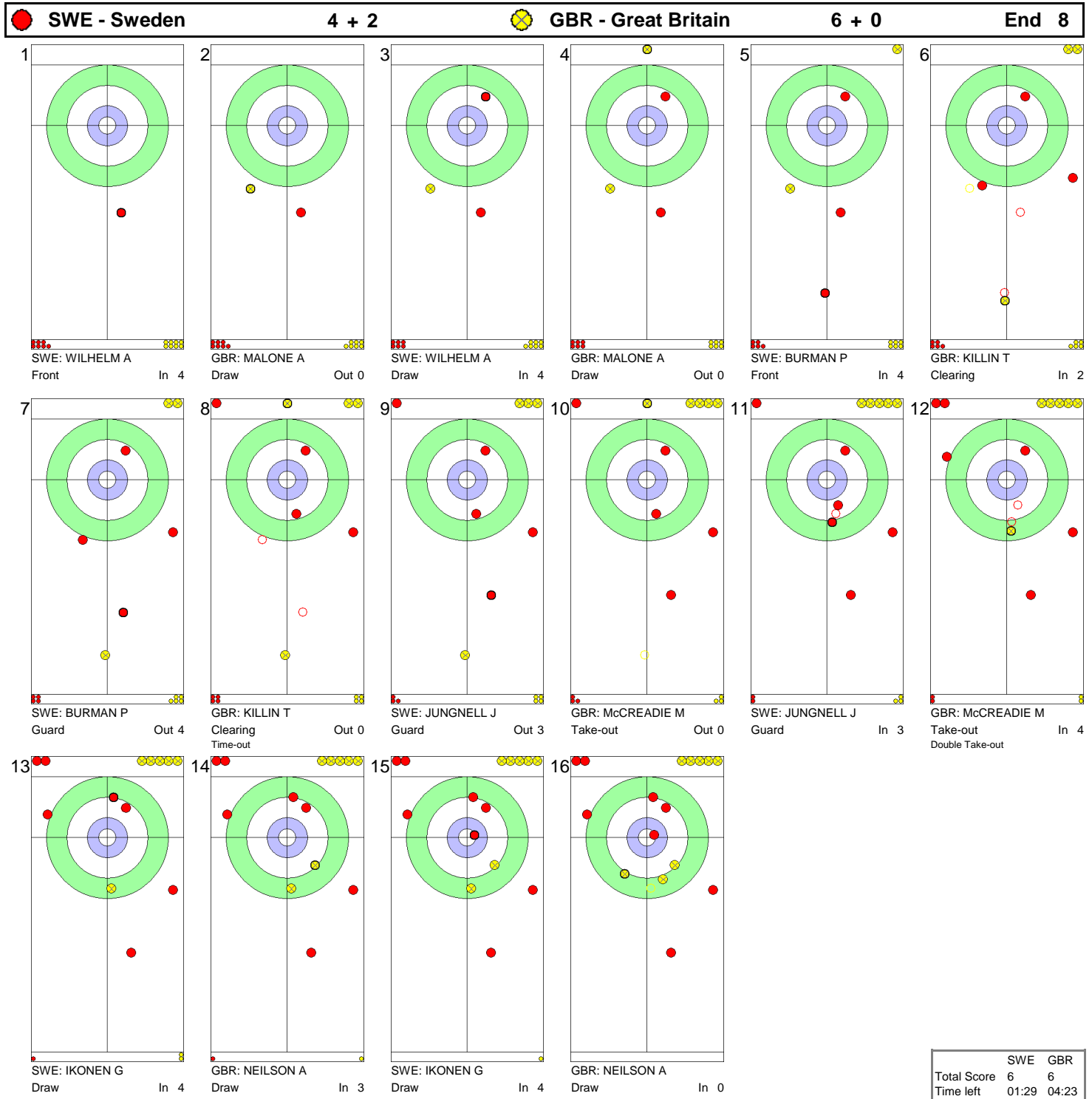


	SWE	GBR
Total Score	4	6
Time left	11:11	12:20



**GAME - SHOT BY SHOT / DÉROULEMENT DE LA PARTIE**

WED 17 MAR 2010 / MER 17 MAR 2010 START TIME / DÉBUT 12:30

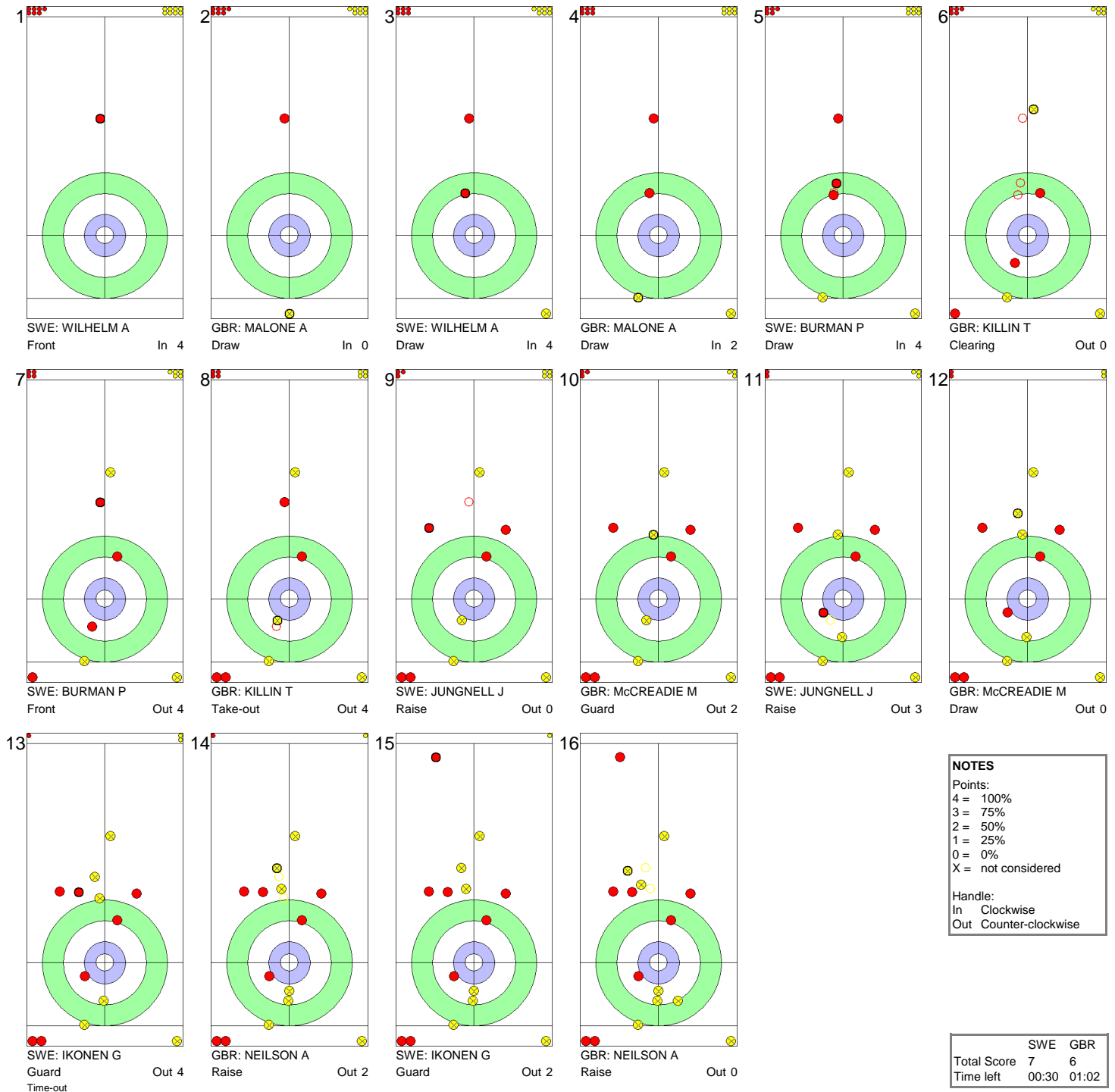




**GAME - SHOT BY SHOT / DÉROULEMENT DE LA PARTIE**

WED 17 MAR 2010 / MER 17 MAR 2010 START TIME / DÉBUT 12:30

**SWE - Sweden**      **6 + 1**      **GBR - Great Britain**      **6 + 0**      **End 9**



**NOTES**  
Points:  
4 = 100%  
3 = 75%  
2 = 50%  
1 = 25%  
0 = 0%  
X = not considered  
Handle:  
In Clockwise  
Out Counter-clockwise

	SWE	GBR
Total Score	7	6
Time left	00:30	01:02



## GAME RESULTS / RÉSULTATS DE LA PARTIE

WED 17 MAR 2010 / MER 17 MAR 2010 START TIME / DÉBUT 12:30

Sheet	Round	Team	LSFE	1	2	3	4	5	6	7	8	Extra Ends	Total
C	7	NOR - Norway		0	0	3	0	0	3	0	2		8
	7	USA - United States of America	*	2	1	0	3	2	0	1	0		9

NOR - Norway		Game	All
4 S	LORENTSEN Rune	44 %	46 %
3	STORDAHL Jostein	53 %	56 %
2	SKOGSTAD Geir Arne	72 %	55 %
1	TYSTAD Lene	73 %	61 %
A	SAMDAL Anne Mette	- %	55 %
Team Total		61 %	54 %

USA - United States of America		Game	All
4 S	PEREZ Augusto	64 %	55 %
3	McDONALD Patrick	34 %	50 %
2	PIERCE Jim	61 %	60 %
1	KAPINOWSKI Jacqui	64 %	71 %
A	JOSEPH Jimmy	- %	34 %
Team Total		56 %	59 %

Time remaining: 0 minutes 6 seconds

Last Stone Draw: 100.1 cm

Time-out: end 8, NOR-2

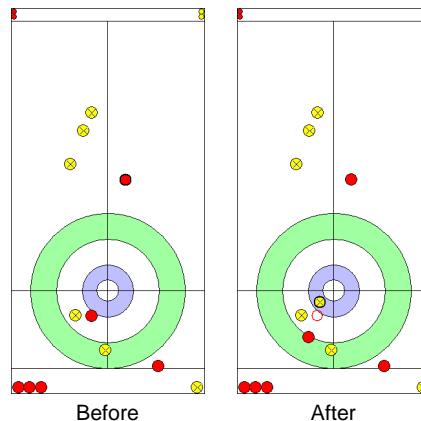
Time remaining: 0 minutes 0 seconds

Last Stone Draw: 24.8 cm

Time-out: end 5, USA-7

### Most Important Shot:

On his first stone the U.S. Skip PEREZ A made a perfect Raise Tap-back through a narrow port to sit two. The Norwegian Skip LORENTSEN R was unable to navigate that port allowing the U.S. Team to place a perfect Guard. This forced the Norwegian Team to attempt a difficult angle Raise Tap-back which was unsuccessful leading to a steal of two.



End: 5  
Team: USA  
Player: PEREZ A  
Stone: Fourth, 1st stone  
Task: Draw  
Handle: In-turn  
Points: 100%

● : NOR  
● : USA

### NOTES

Team position and functions are attached to each team member's name as follows:  
4 = Fourth, 3 = Third, 2 = Second, 1 = Lead, A = Alternate, S = Skip

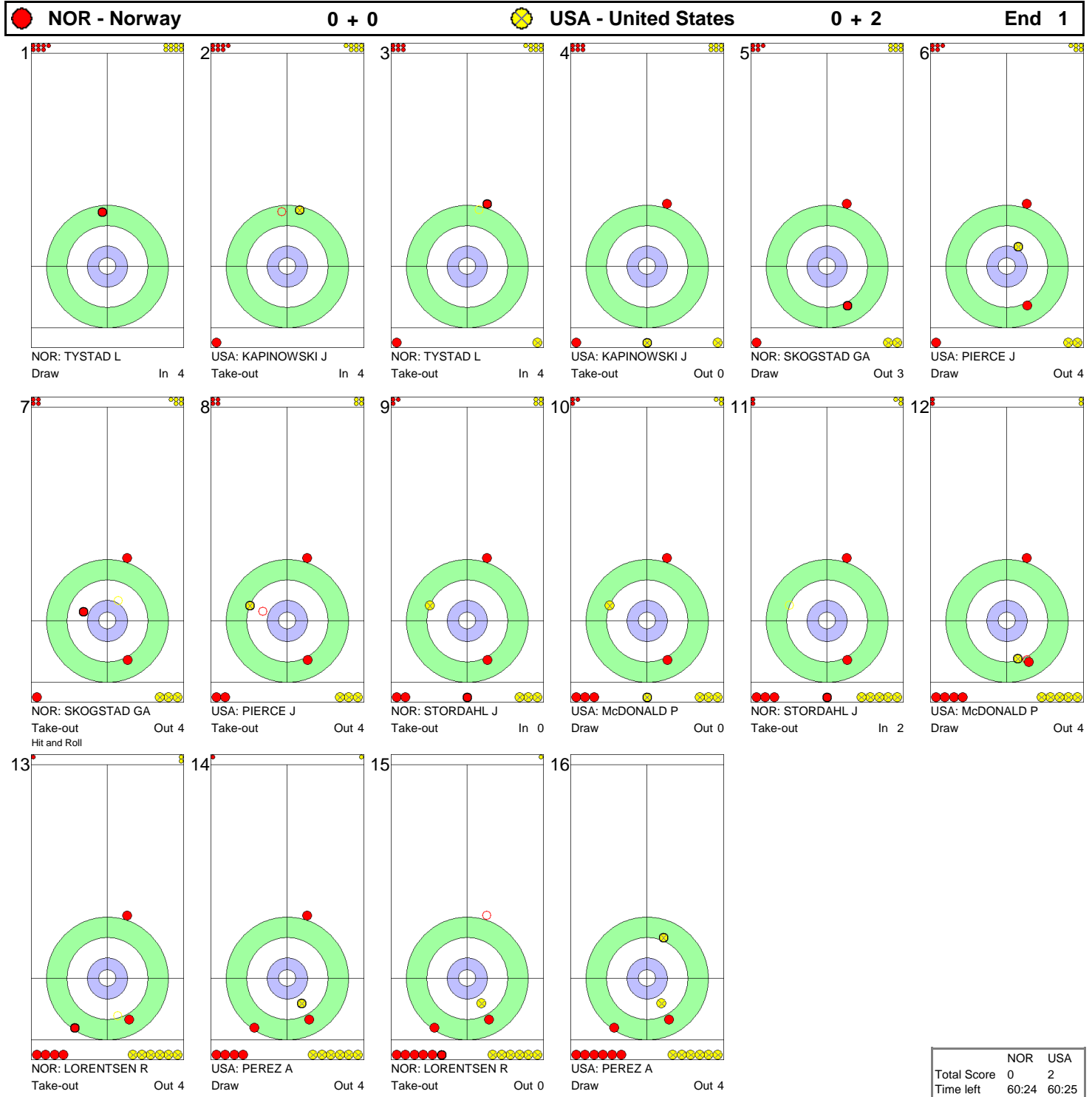
### LEGEND

LSFE (\*) Last stone first end



## GAME - SHOT BY SHOT / DÉROULEMENT DE LA PARTIE

WED 17 MAR 2010 / MER 17 MAR 2010 START TIME / DÉBUT 12:30

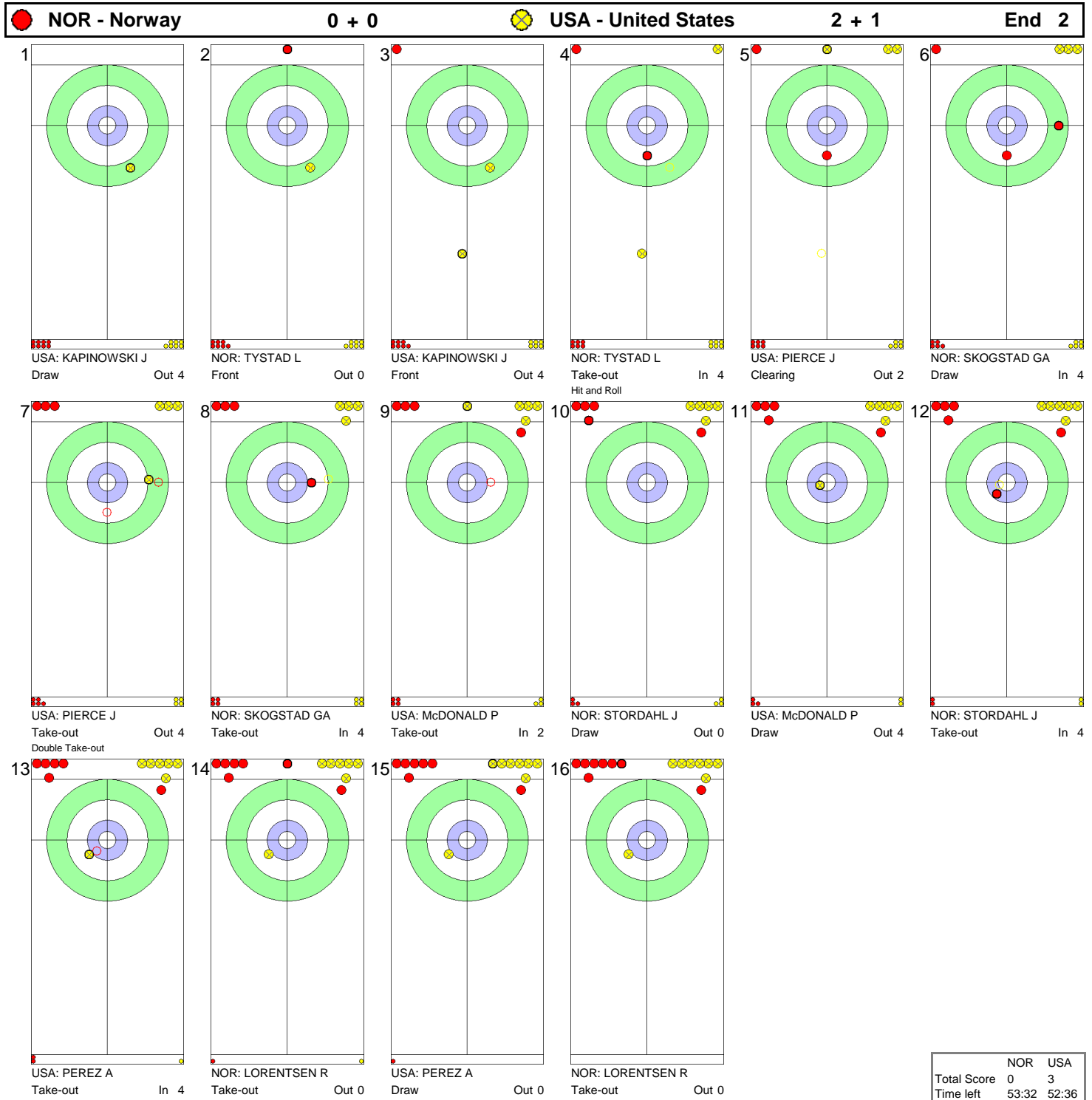


	NOR	USA
Total Score	0	2
Time left	60:24	60:25



**GAME - SHOT BY SHOT / DÉROULEMENT DE LA PARTIE**

WED 17 MAR 2010 / MER 17 MAR 2010 START TIME / DÉBUT 12:30



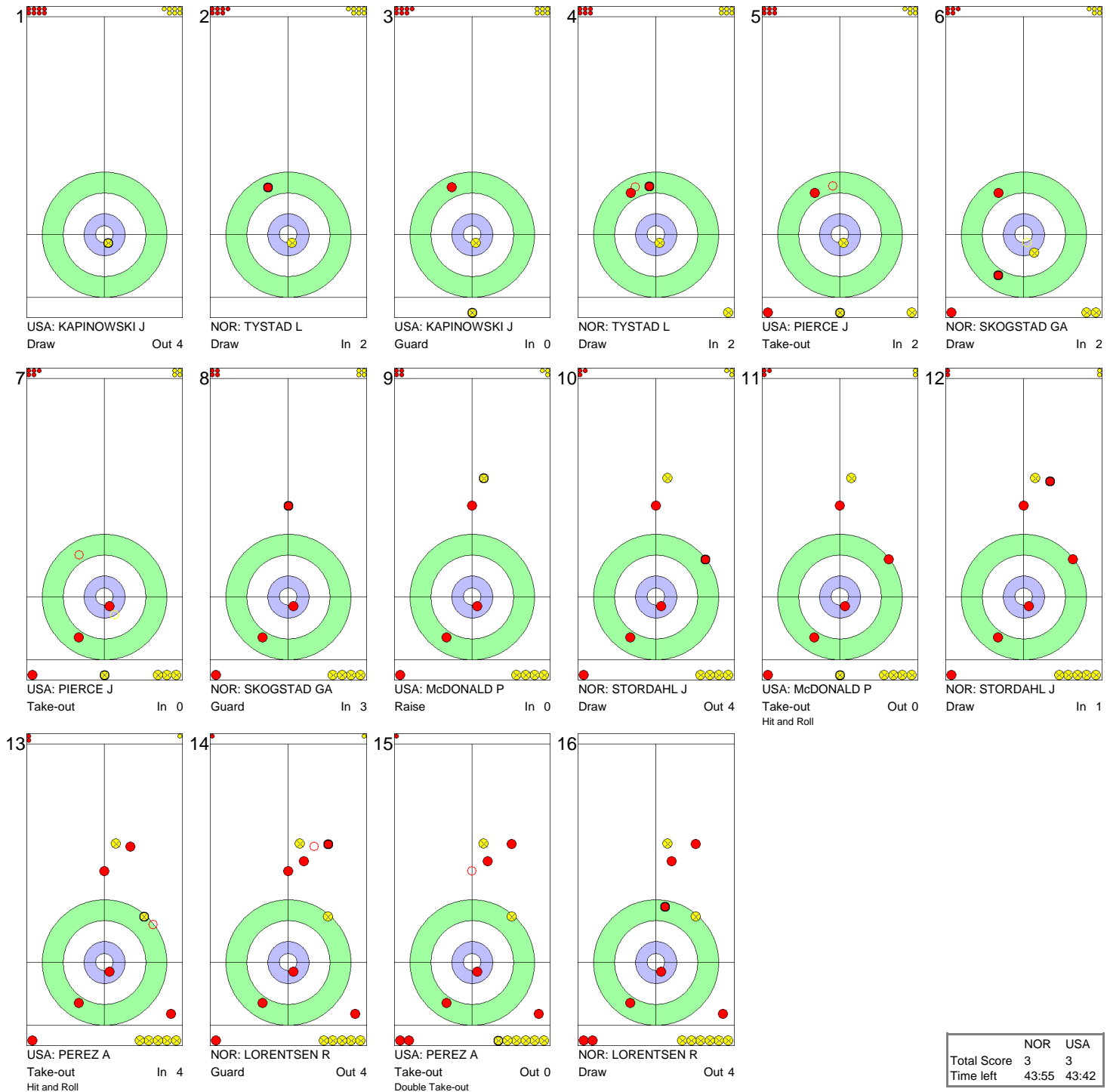
	NOR	USA
Total Score	0	3
Time left	53:32	52:36



**GAME - SHOT BY SHOT / DÉROULEMENT DE LA PARTIE**

WED 17 MAR 2010 / MER 17 MAR 2010 START TIME / DÉBUT 12:30

**NOR - Norway 0 + 3**      **USA - United States 3 + 0**      **End 3**



	NOR	USA
Total Score	3	3
Time left	43:55	43:42



**GAME - SHOT BY SHOT / DÉROULEMENT DE LA PARTIE**

WED 17 MAR 2010 / MER 17 MAR 2010 START TIME / DÉBUT 12:30



	NOR	USA
Total Score	3	6
Time left	35:26	35:11

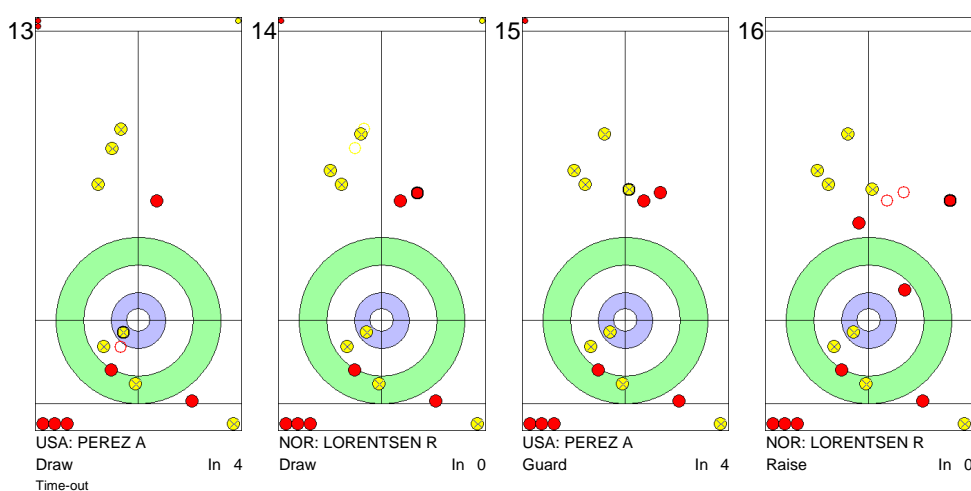
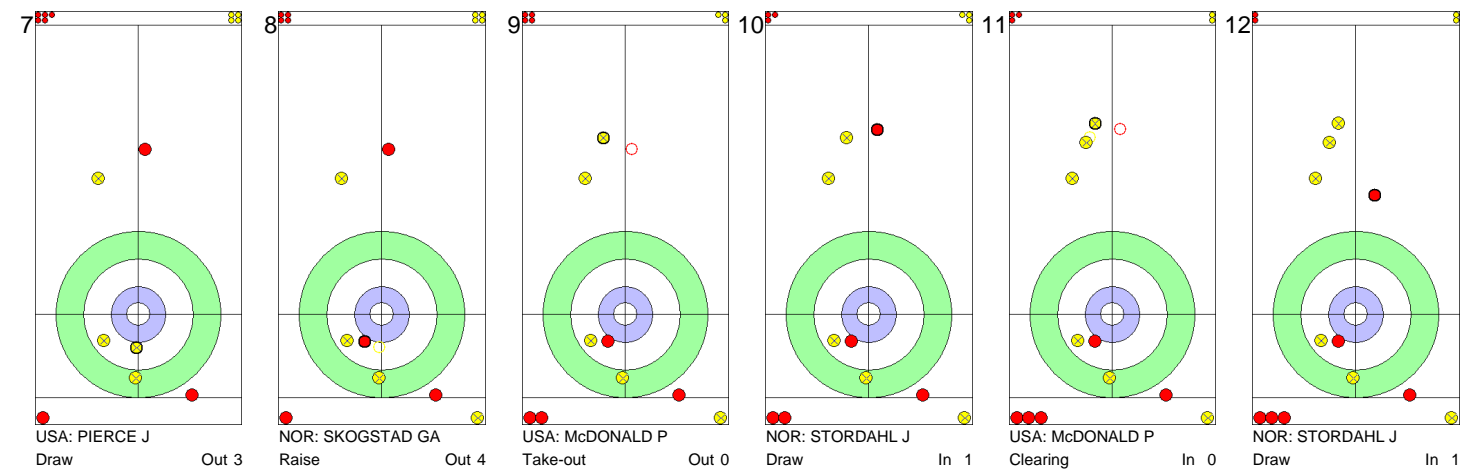
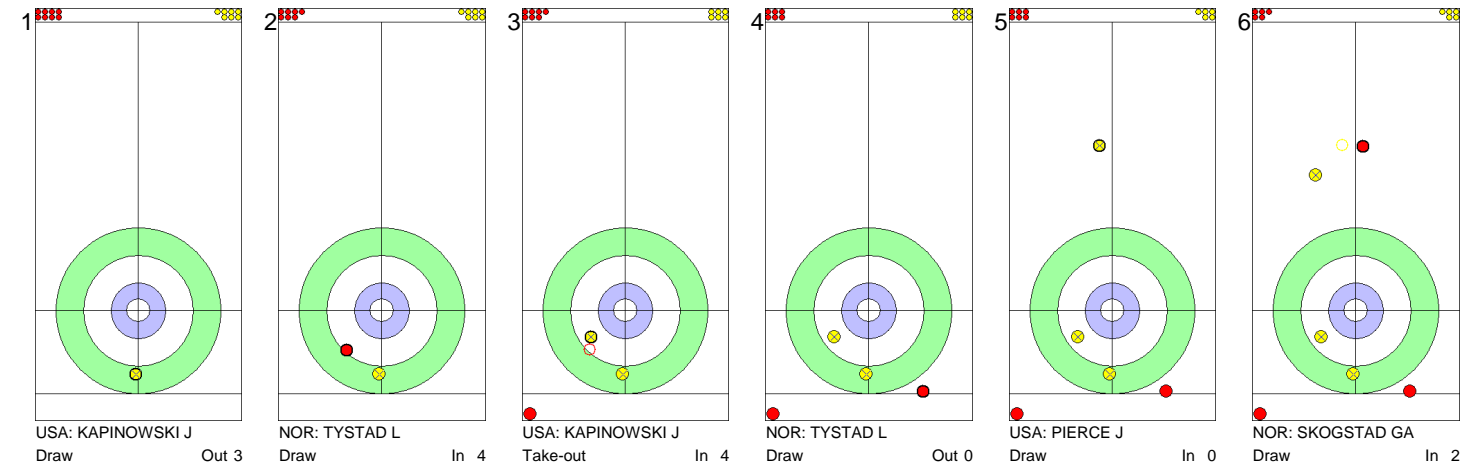




**GAME - SHOT BY SHOT / DÉROULEMENT DE LA PARTIE**

WED 17 MAR 2010 / MER 17 MAR 2010 START TIME / DÉBUT 12:30

**NOR - Norway 3 + 0 USA - United States 6 + 2 End 5**



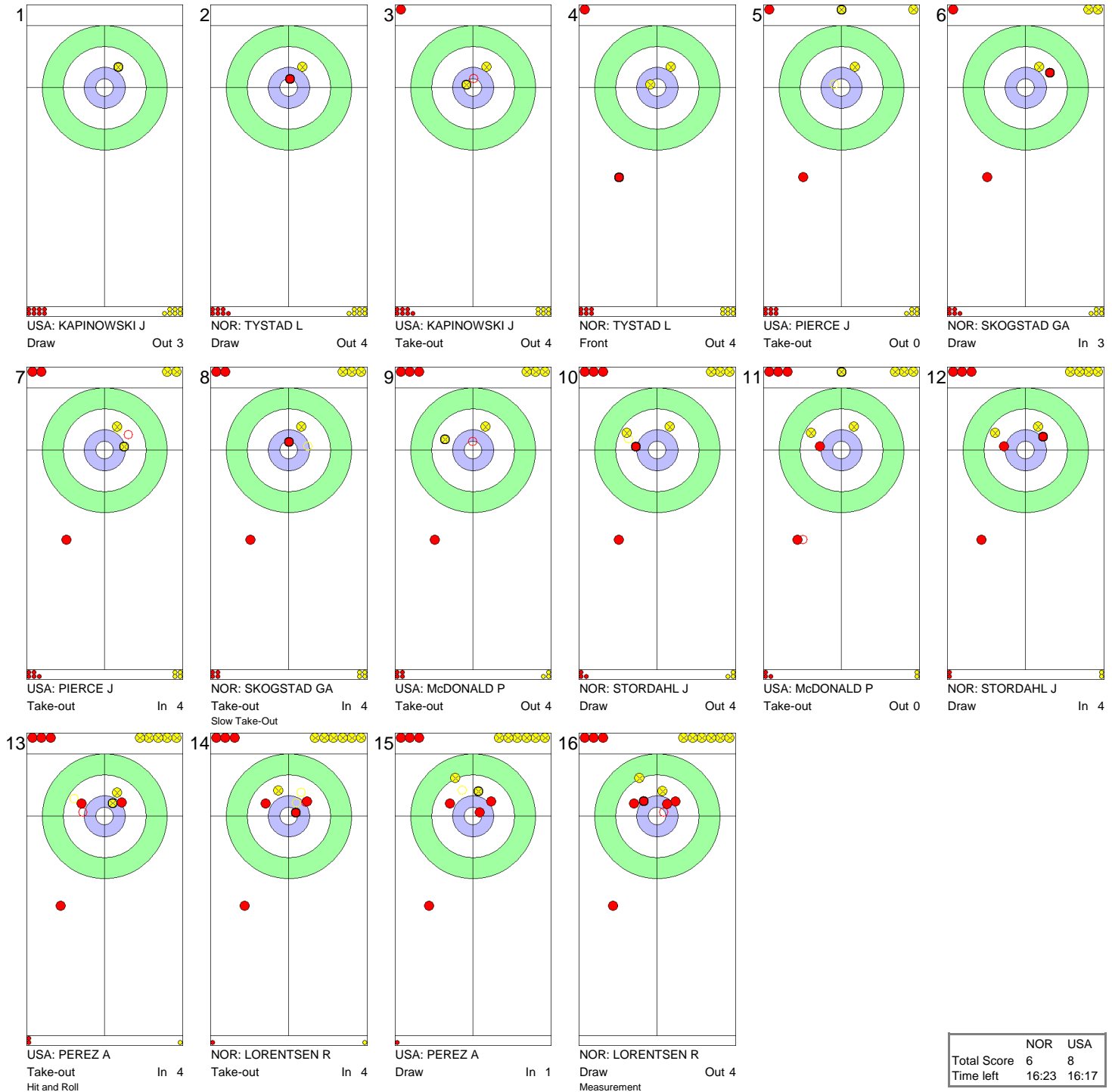
	NOR	USA
Total Score	3	8
Time left	25:49	24:43



**GAME - SHOT BY SHOT / DÉROULEMENT DE LA PARTIE**

WED 17 MAR 2010 / MER 17 MAR 2010 START TIME / DÉBUT 12:30

**NOR - Norway 3 + 3**      **USA - United States 8 + 0**      **End 6**

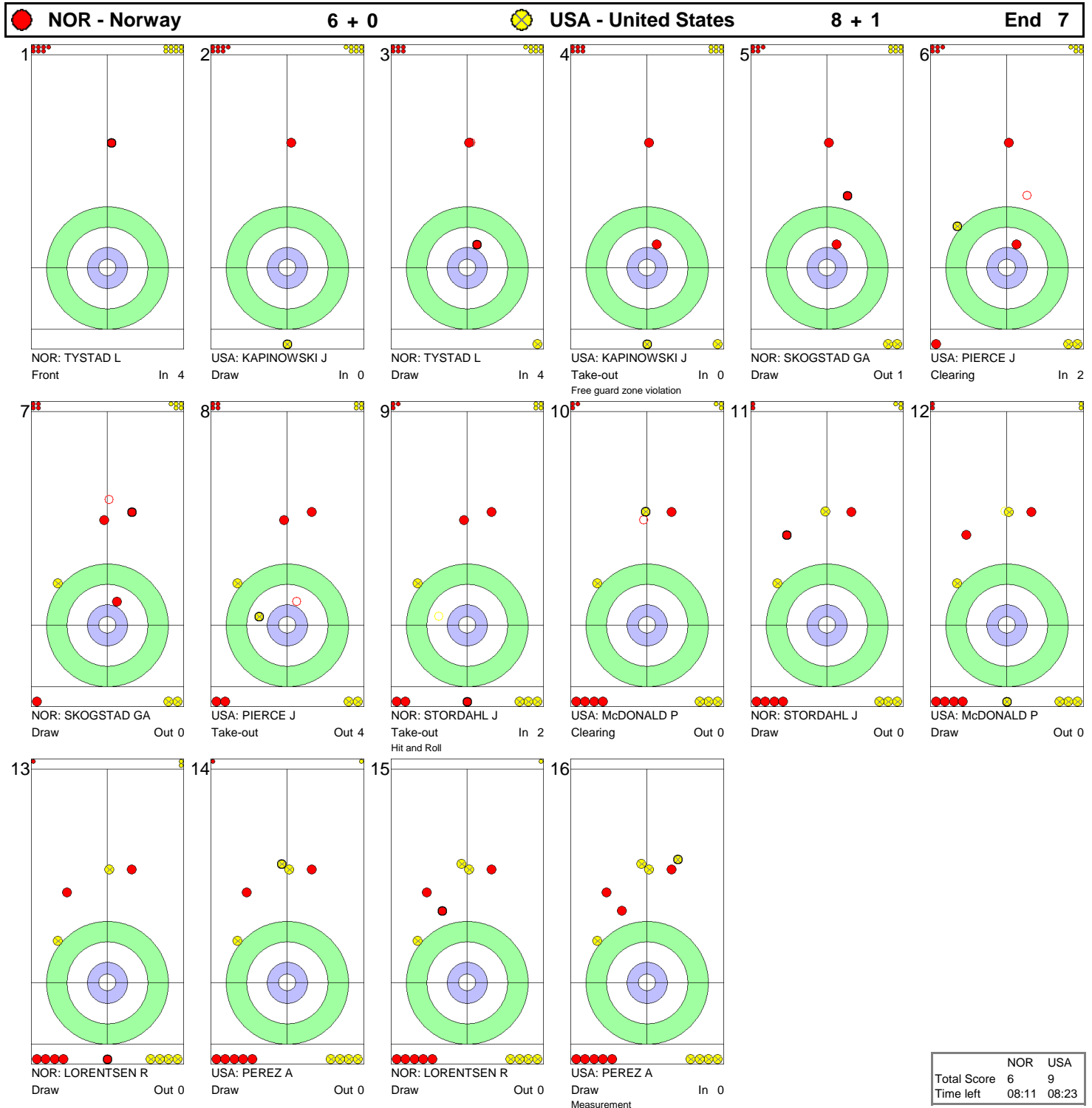


	NOR	USA
Total Score	6	8
Time left	16:23	16:17



## GAME - SHOT BY SHOT / DÉROULEMENT DE LA PARTIE

WED 17 MAR 2010 / MER 17 MAR 2010 START TIME / DÉBUT 12:30

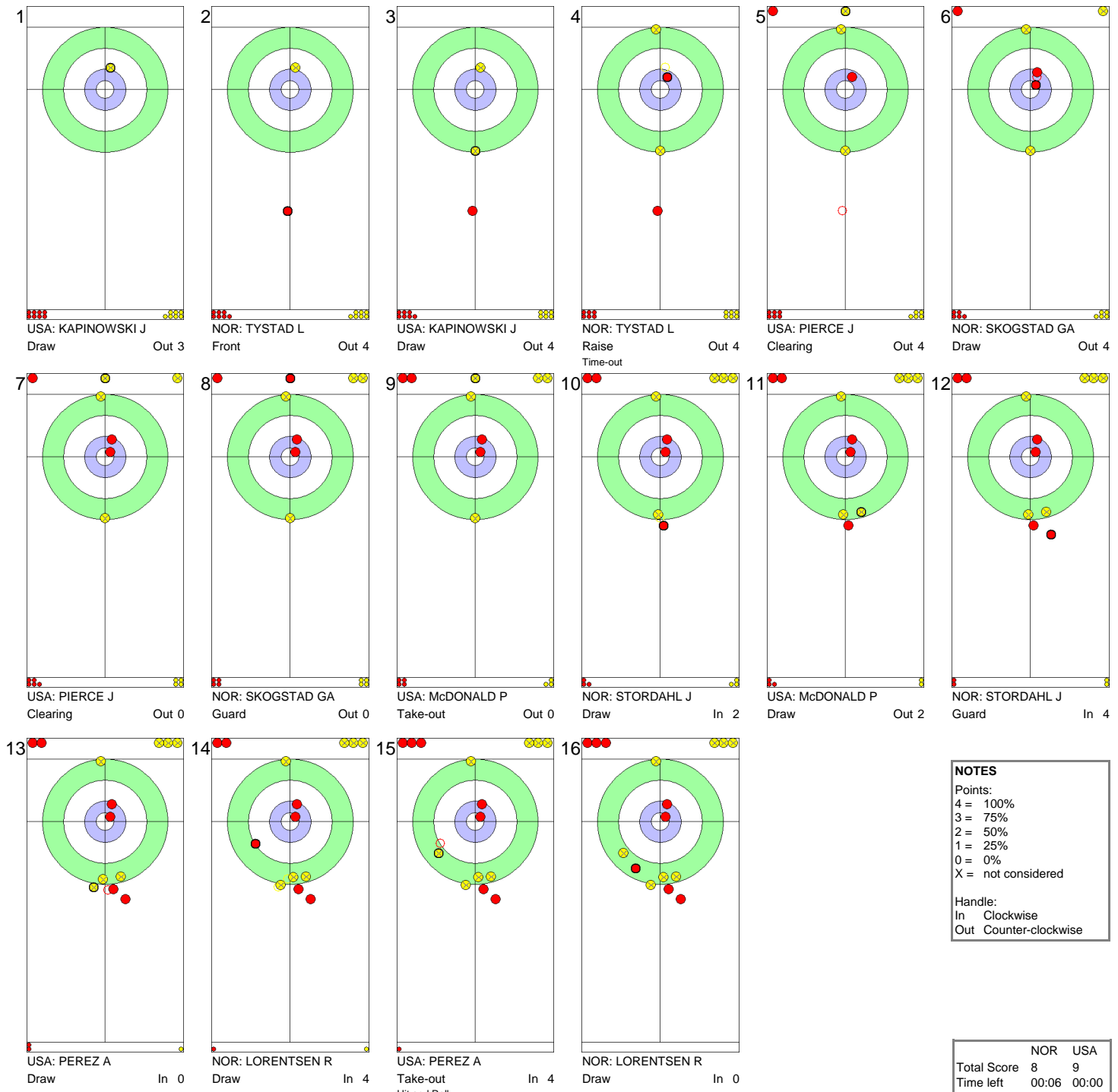




**GAME - SHOT BY SHOT / DÉROULEMENT DE LA PARTIE**

WED 17 MAR 2010 / MER 17 MAR 2010 START TIME / DÉBUT 12:30

**● NOR - Norway 6 + 2      ● USA - United States 9 + 0      End 8**



**NOTES**  
Points:  
4 = 100%  
3 = 75%  
2 = 50%  
1 = 25%  
0 = 0%  
X = not considered  
Handle:  
In Clockwise  
Out Counter-clockwise

	NOR	USA
Total Score	8	9
Time left	00:06	00:00



## GAME RESULTS / RÉSULTATS DE LA PARTIE

WED 17 MAR 2010 / MER 17 MAR 2010 START TIME / DÉBUT 12:30

Sheet	Round	Team	LSFE	1	2	3	4	5	6	7	8	Extra	Ends	Total
D	7	KOR - Korea		2	0	3	0	1	3	0	X			9
	7	SUI - Switzerland	*	0	1	0	1	0	0	1	X			3

KOR - Korea		Game	All
4 S	KIM Haksung	52 %	52 %
3	KIM Myungjin	45 %	57 %
2	CHO Yanghyun	55 %	60 %
1	KANG Misuk	73 %	59 %
A	PARK Kilwoo	- %	48 %
Team Total		56 %	56 %

SUI - Switzerland		Game	All
4 S	BOLLIGER Manfred	23 %	38 %
3	HUETTENMOSER Claudia	36 %	42 %
2	KEHRLI Anton	36 %	51 %
1	BIERI Martin	55 %	54 %
A	MEYER Daniel	- %	42 %
Team Total		38 %	44 %

Time remaining: 16 minutes 55 seconds

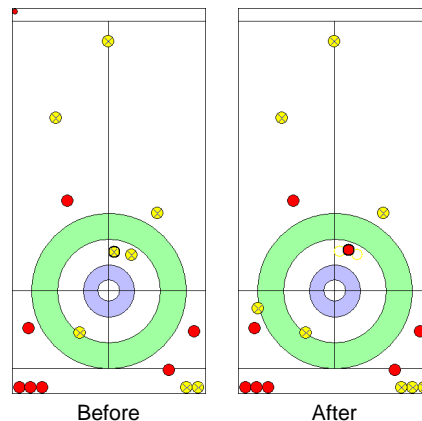
Last Stone Draw: 83.8 cm

Time remaining: 13 minutes 42 seconds

Last Stone Draw: 26.8 cm

### Most Important Shot:

With his last stone, Swiss Skip BOLLIGER M made a Draw to tie 3, forcing Korean Skip KIM H to play a brilliant Double Take-out to score 1.



End: 5  
Team: KOR  
Player: KIM H  
Stone: Fourth, 2nd stone  
Task: Take-out  
Handle: In-turn  
Points: 100%

● : KOR  
● : SUI

### NOTES

Team position and functions are attached to each team member's name as follows:  
4 = Fourth, 3 = Third, 2 = Second, 1 = Lead, A = Alternate, S = Skip

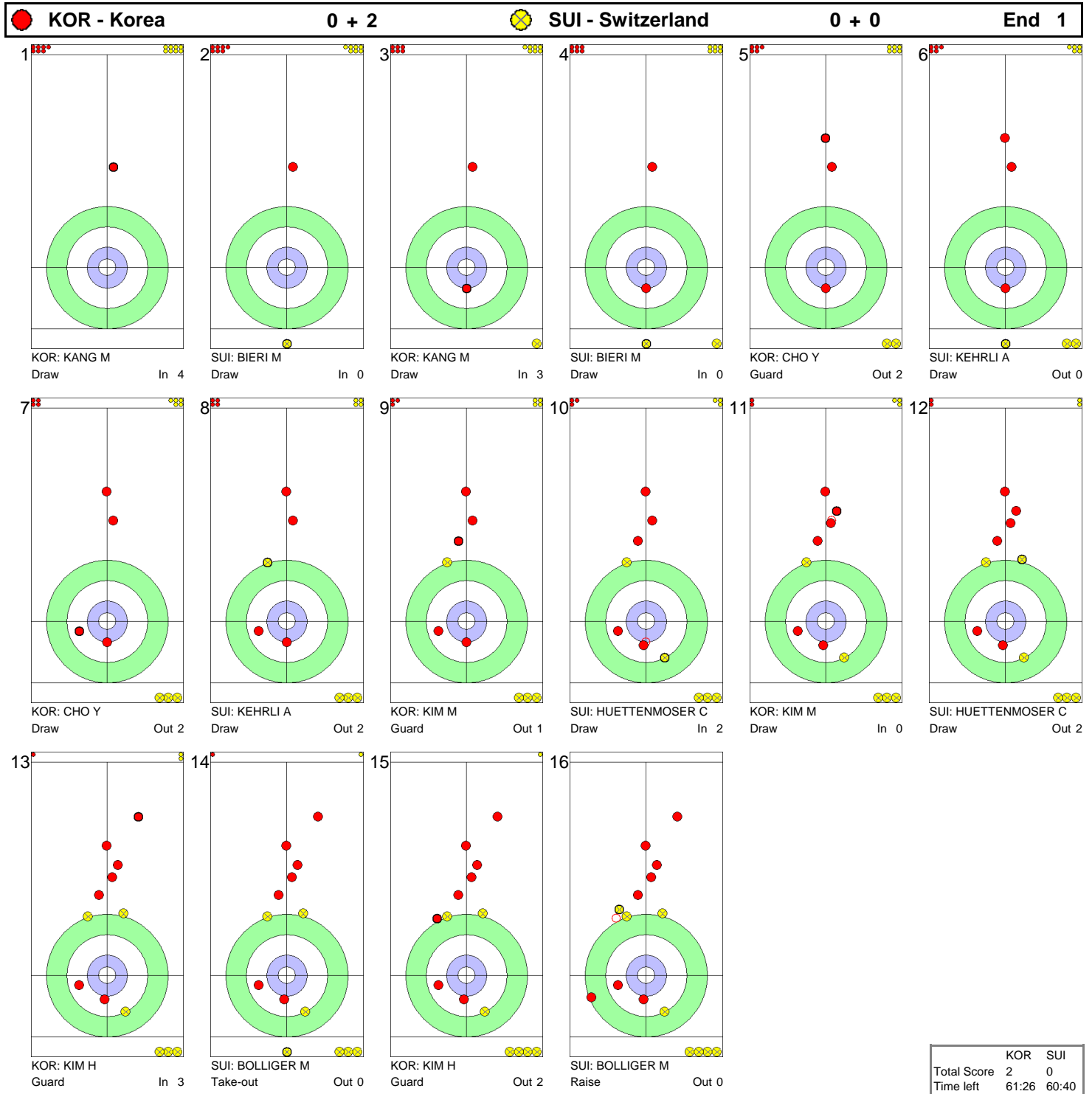
### LEGEND

LSFE (\*) Last stone first end X Unplayed/unfinished end due to concession



## GAME - SHOT BY SHOT / DÉROULEMENT DE LA PARTIE

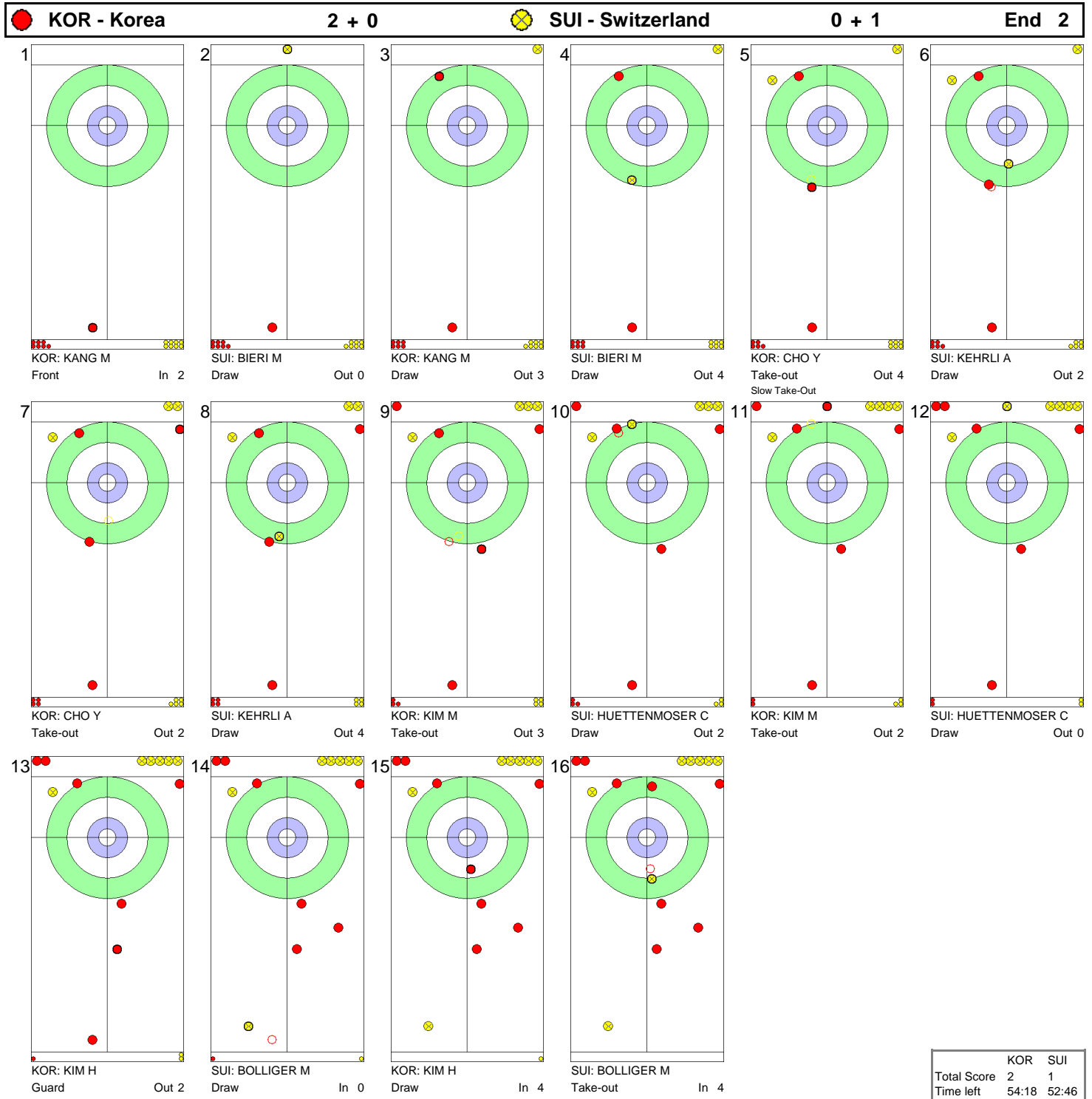
WED 17 MAR 2010 / MER 17 MAR 2010 START TIME / DÉBUT 12:30





## GAME - SHOT BY SHOT / DÉROULEMENT DE LA PARTIE

WED 17 MAR 2010 / MER 17 MAR 2010 START TIME / DÉBUT 12:30

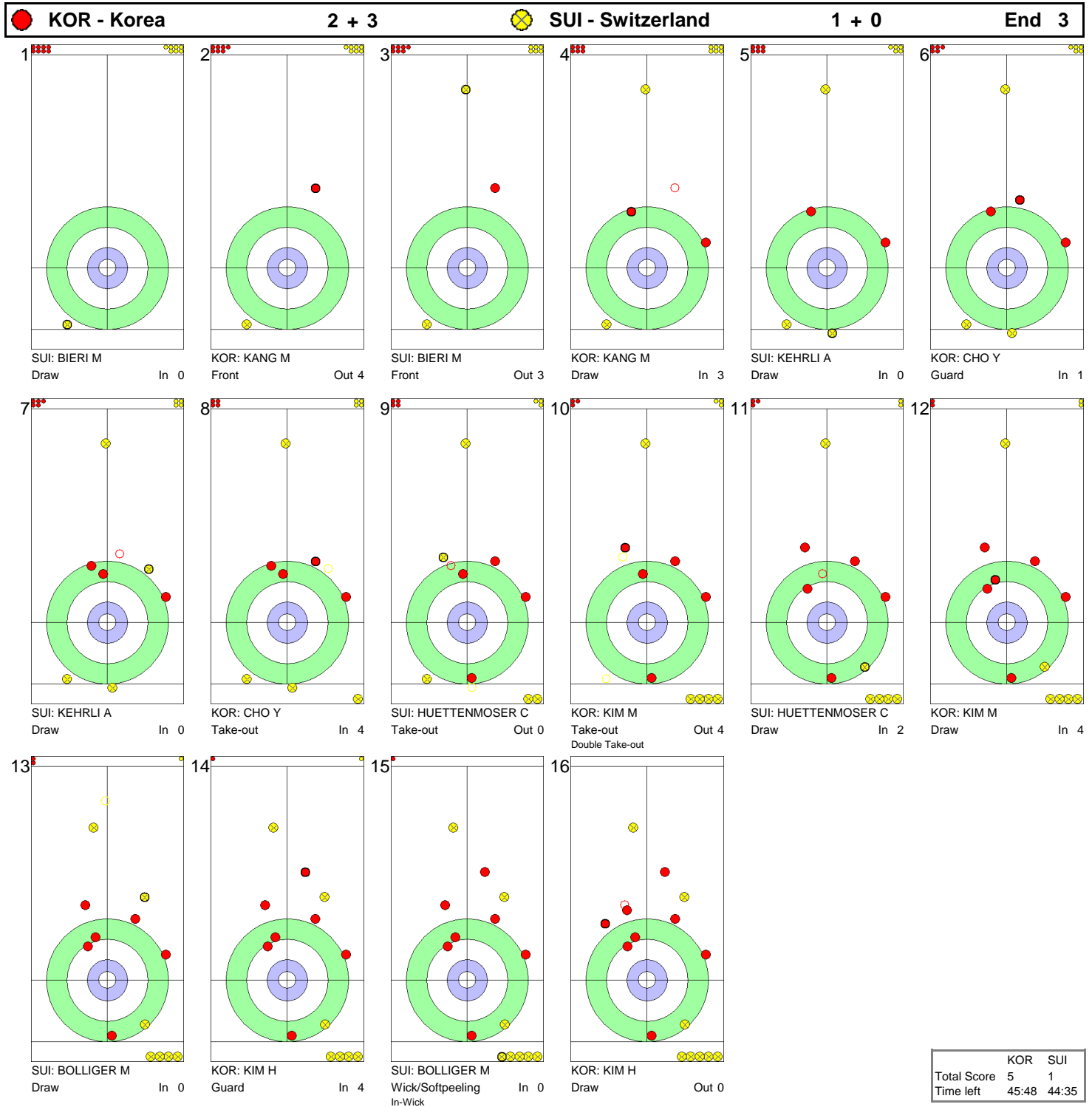


	KOR	SUI
Total Score	2	1
Time left	54:18	52:46



## GAME - SHOT BY SHOT / DÉROULEMENT DE LA PARTIE

WED 17 MAR 2010 / MER 17 MAR 2010 START TIME / DÉBUT 12:30



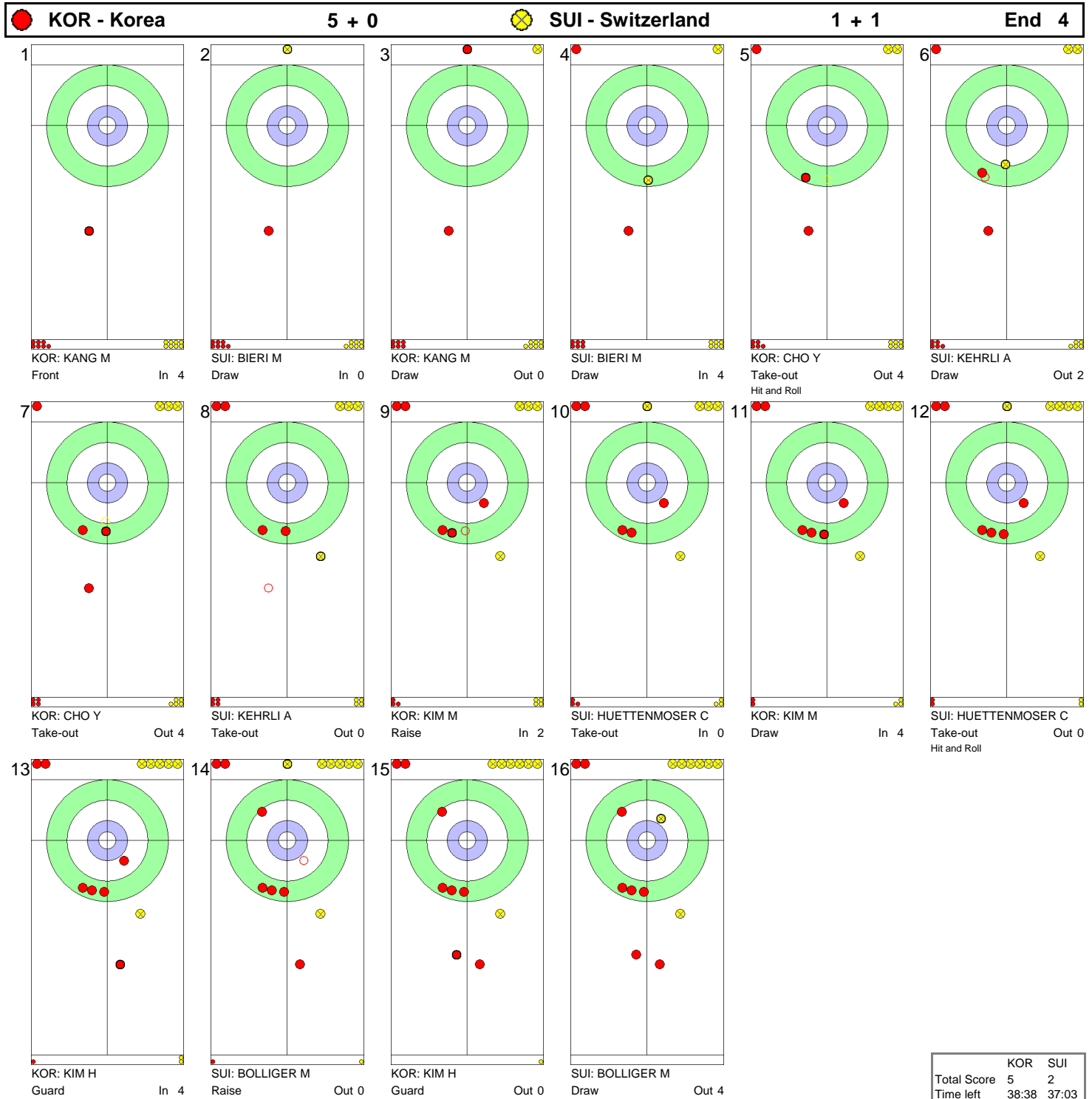
	KOR	SUI
Total Score	5	1
Time left	45:48	44:35





## GAME - SHOT BY SHOT / DÉROULEMENT DE LA PARTIE

WED 17 MAR 2010 / MER 17 MAR 2010 START TIME / DÉBUT 12:30

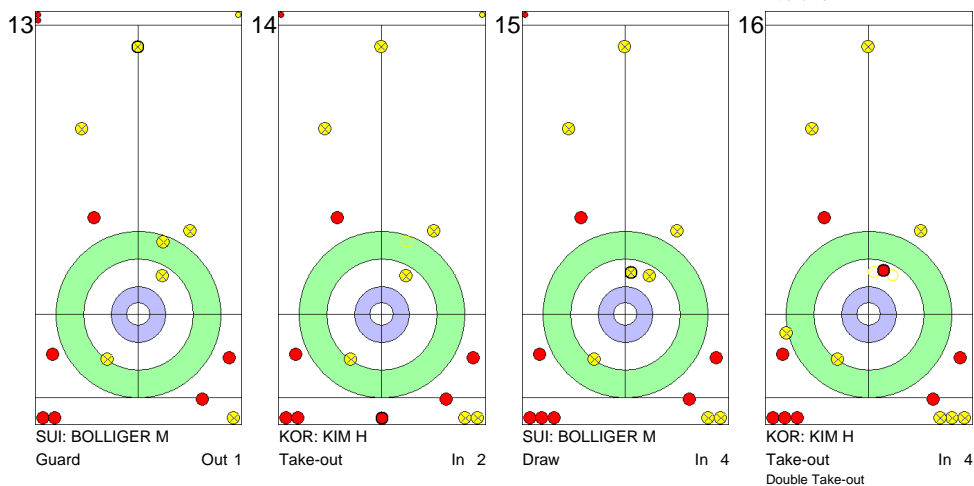
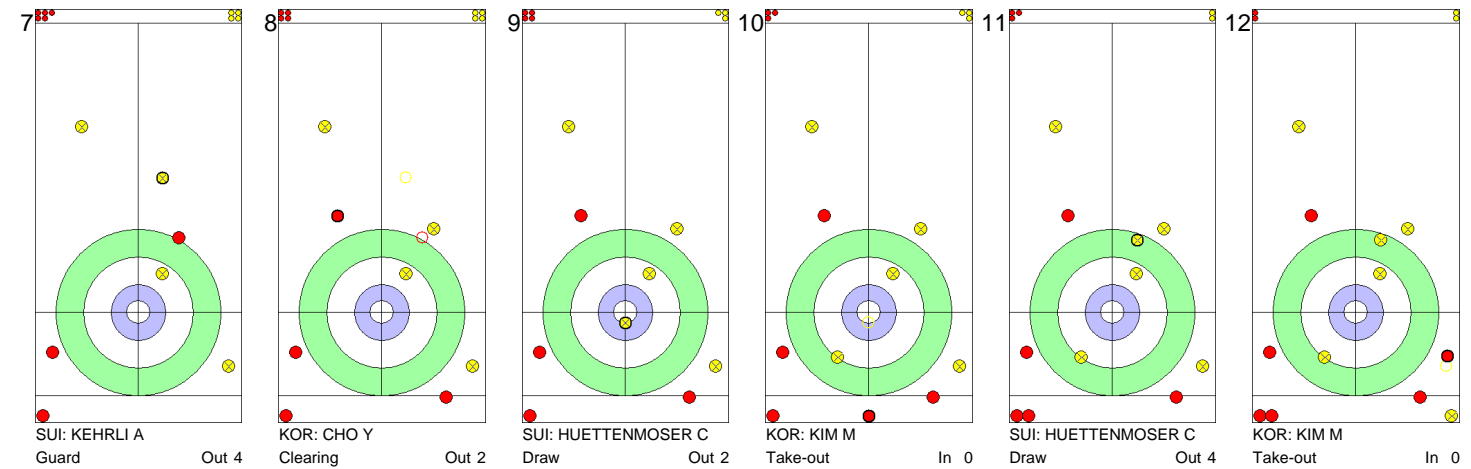
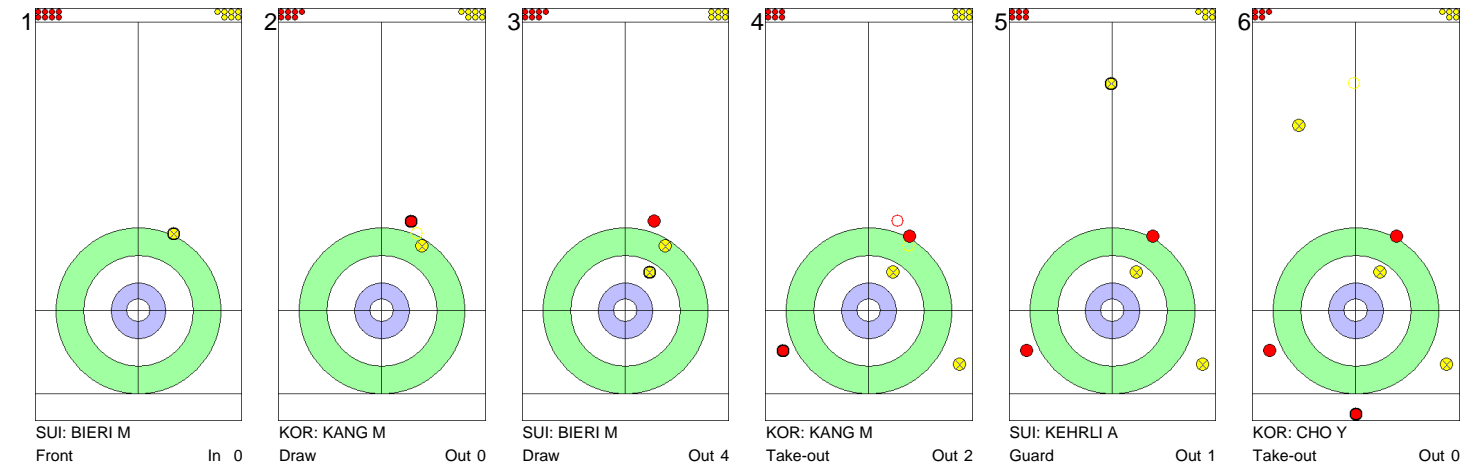




GAME - SHOT BY SHOT / DÉROULEMENT DE LA PARTIE

WED 17 MAR 2010 / MER 17 MAR 2010 START TIME / DÉBUT 12:30

**KOR - Korea** 5 + 1 **SUI - Switzerland** 2 + 0 **End 5**

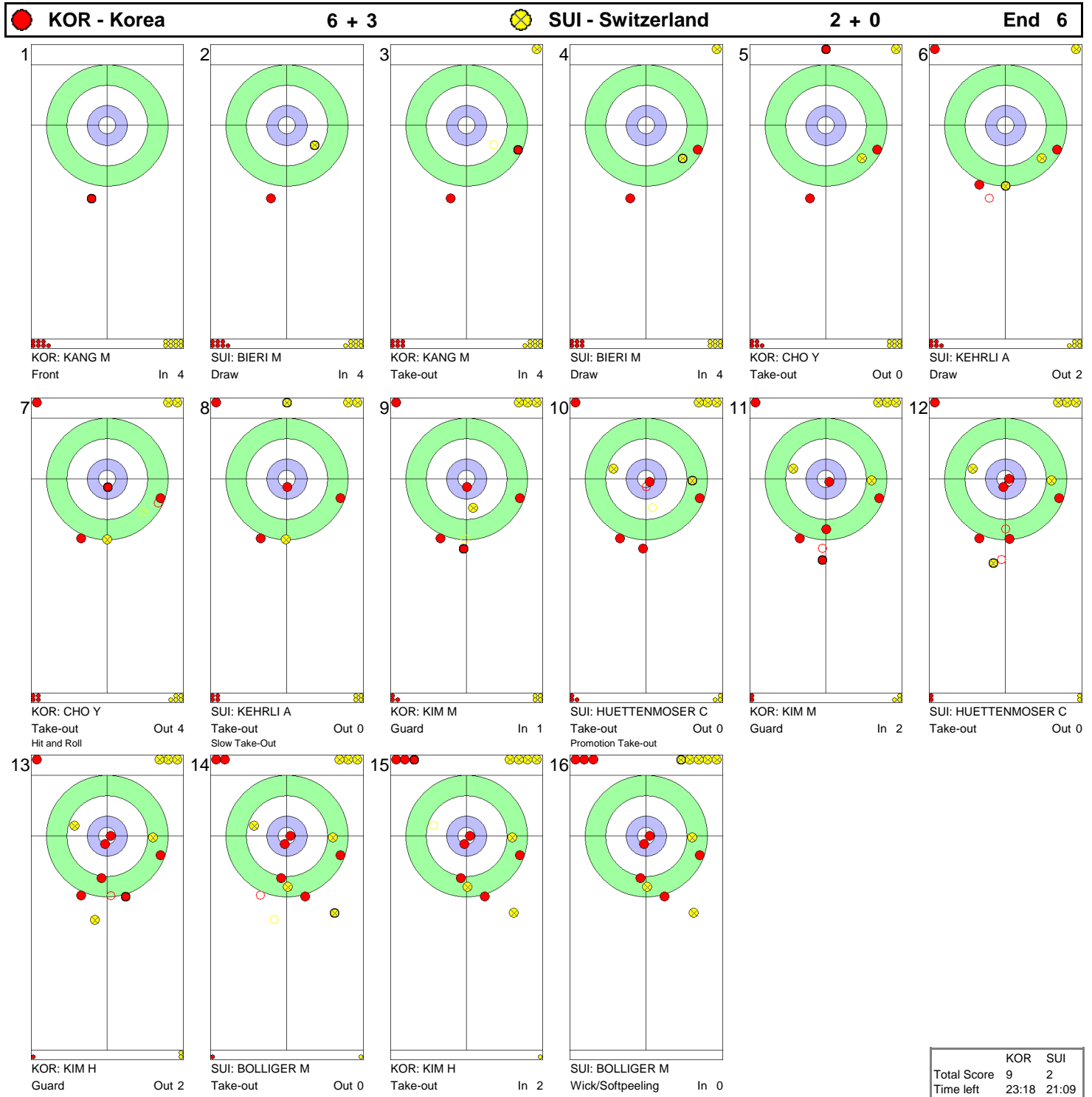


	KOR	SUI
Total Score	6	2
Time left	30:39	30:17



## GAME - SHOT BY SHOT / DÉROULEMENT DE LA PARTIE

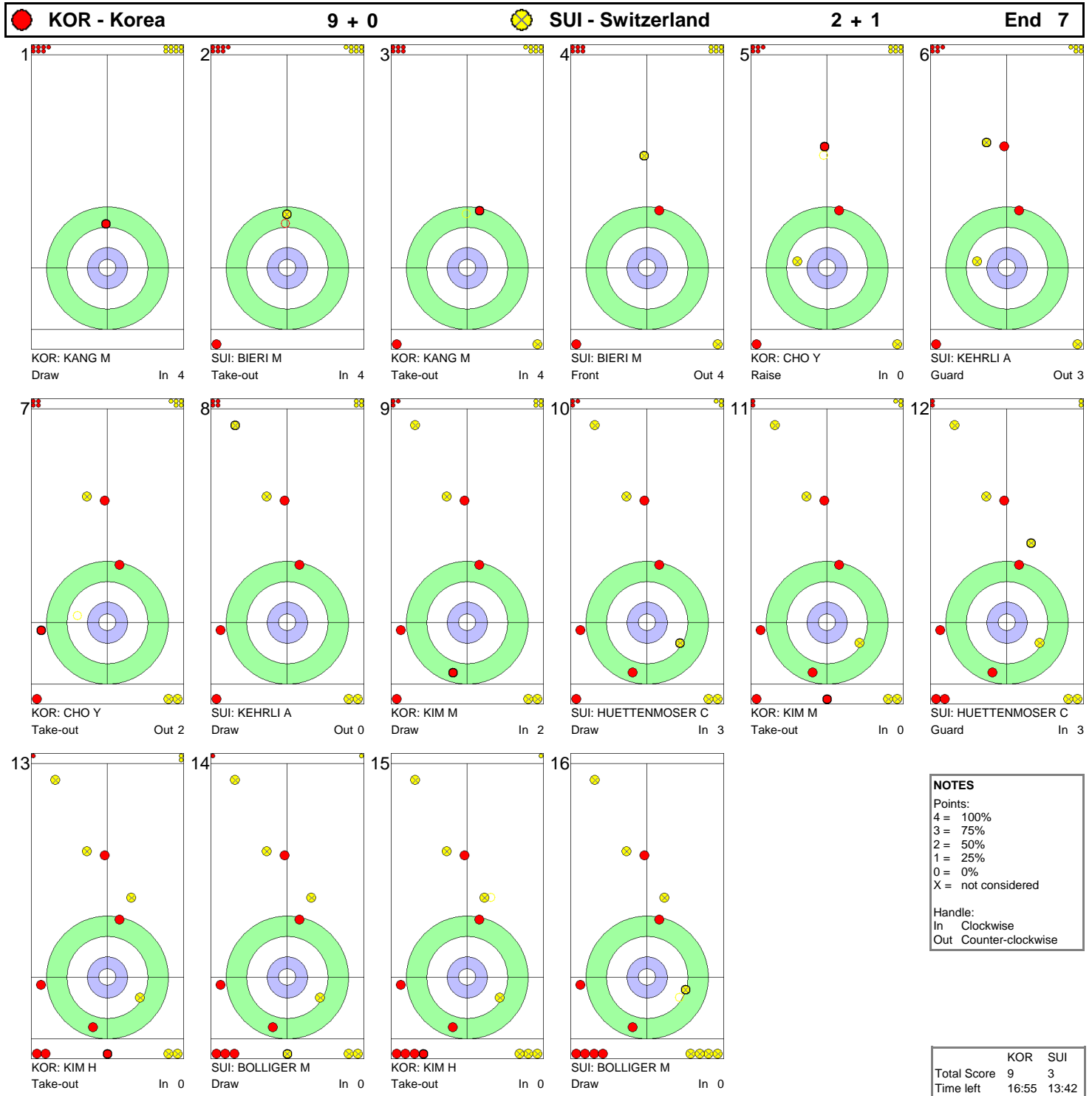
WED 17 MAR 2010 / MER 17 MAR 2010 START TIME / DÉBUT 12:30





GAME - SHOT BY SHOT / DÉROULEMENT DE LA PARTIE

WED 17 MAR 2010 / MER 17 MAR 2010 START TIME / DÉBUT 12:30





## SESSION RESULTS AND STANDINGS RÉSULTATS DE LA SESSION ET CLASSEMENT

TUE 16 MAR 2010 / MAR 16 MAR 2010 START TIME / DÉBUT 18:00

Sheet	Round	Team	LSFE	1	2	3	4	5	6	7	8	Extra	Ends	Total
A	6	USA - United States of America	*	0	2	0	1	0	1	0	X			4
	6	SWE - Sweden		2	0	1	0	1	0	2	X			6
B	6	KOR - Korea	*	3	2	0	0	3	0	1	X			9
	6	ITA - Italy		0	0	1	1	0	1	0	X			3
C	6	SUI - Switzerland	*	1	1	1	0	0	0	2	0	0		5
	6	JPN - Japan		0	0	0	1	1	2	0	1	1		6
D	6	GBR - Great Britain	*	0	2	0	3	0	4	X	X			9
	6	GER - Germany		0	0	1	0	1	0	X	X			2

### Standings After Round Robin Session 8

Rank	Team	Games	Wins	Losses
1	CAN - Canada	6	5	1
2	KOR - Korea	6	4	2
2	USA - United States of America	6	4	2
4	GER - Germany	6	3	3
4	NOR - Norway	6	3	3
4	SWE - Sweden	6	3	3
7	GBR - Great Britain	6	2	4
7	ITA - Italy	6	2	4
7	JPN - Japan	6	2	4
7	SUI - Switzerland	6	2	4

#### LEGEND

LSFE (\*) Last stone first end

X Unplayed/unfinished end due to concession



## SESSION REVIEW / SYNTHÈSE DE LA SESSION

TUE 16 MAR 2010 / MAR 16 MAR 2010 START TIME / DÉBUT 18:00

### Session 8: SWE 6-4 USA, KOR 9-3 ITA, JPN 6-5 SUI, GBR 9-2 GER

VANCOUVER, Mar 16 - In front of loud, flag-waving, drum-thumping fans, Korea picked up its fourth win to move into a tie for second place in the overall standings in Session 8 of the Wheelchair Curling tournament at Vancouver Paralympic Centre on Tuesday.

Sweden, Great Britain and Japan also scored important victories to remain in the Play-off hunt.

#### **SWE 6-4 USA (Sheet A)**

Both teams came into Session 8 after having the afternoon off.

Sweden kept Glenn IKONEN (SWE), who usually plays third, delivering the last stones.

In the first end, IKONEN (SWE) made a tap back to sit on the button, forcing United States skip Augusto PEREZ (USA) into difficult shots in an attempt to remove the Sweden counter. PEREZ (USA) was unsuccessful, resulting in a steal of two points for Sweden.

PEREZ (USA) came back with a nice draw for two points to tie the game after two ends.

Sweden scored one point in the third to take a 3-2 lead.

Sweden filled the four foot with its stones in the fourth end, forcing the USA into a number of hits. PEREZ (USA) made a good hit to save the end and score one to tie the game 3-3.

Sweden picked up a single in the fifth end for a lead of 4-3, but the USA tied the game 4-4 by scoring one point in the sixth.

Sweden regained the lead by scoring two points in the seventh end and then ran the USA out of rocks in the eighth end to win the game 6-4.

The team percentage totals were close: 58 percent for the USA and 56 percent for Sweden.

#### **KOR 9-3 ITA (Sheet B)**

Italy was edged by Germany 7-6 in Session 7 of the afternoon session, while Korea had a bye.

Italy brought alternate Emanuele SPELORZI (ITA) into the second position for Gabriele DALLAPICCOLA (ITA).

With hammer in the first end, Korea hit for three points to take the early lead.

Italy was in trouble throughout the second end as Korea stole two points and took a 5-0 lead.

Italy got on the scoreboard with a single point in the third end.

The fortunes of Italy did not improve early in the fourth end as it continued to miss while Korea loaded up the house. Skip Andrea TABANELLI (ITA) bailed out his team by drawing to the four foot and forcing mistakes by Korea to steal a point and make the score 5-2.

After the fourth-end break, Italy returned DALLAPICCOLA (ITA) to the line-up as a substitute for third Egidio MARCHESE (ITA) in an effort to turn the game around.



Italy's change of players did not help the team in the fifth end as Korea kept up its hitting game, removing every Italian stone from the house to count three and extend its lead to 8-2.

The miscues continued for Italy in the sixth end as Korea was successful with big-weight takeout shots. But it was the Italian skip who came up with a big hit and roll to save the end with a single point to make the score 8-3.

With his final stone, Korea skip Haksung KIM (KOR) removed an Italian stone from the four foot in the seventh end to score a point and 9-3 win.

The Korean team curled 68 percent compared with only 40 percent for the Italians.

### **JPN 6-5 SUI (Sheet C)**

Switzerland returned to the ice for the evening Session after being trounced by Canada on Monday afternoon by a score of 15-1. Japan did not fare much better in Session 7, losing 11-3 to Norway.

Takashi HIDAI (JPN) was back at second for Japan after the afternoon off.

It was a very messy start to the game with a number of rocks resting just short of the house. Switzerland scored one point. More rocks in play in the second end by both teams resulted in a steal of one point for Switzerland and a 2-0 lead.

Switzerland skip Manfred BOLLIGER (SUI) made a raise to the button to steal a point and make the score 3-0.

Japan got on the scoreboard by notching a single point in the fourth end.

With rocks from both teams crowding the top of the house in the fifth end, Japan stole one point to edge closer to Switzerland.

With a steal of two points in the sixth end, Japan took a 4-3 lead.

Switzerland scored a deuce in the seventh end for a 5-4 lead.

Time was a factor for both teams in the eighth end as each came dangerously close to using up their allotted time to complete the game. In a series of seemingly rushed shots for both teams, it was Japan who scored a single to force an extra end.

In the ninth end, Japan got to the button first and then kept guarding, forcing Switzerland to remove guards to open up a path to the four foot.

Unfortunately for BOLLIGER (SUI), he was unable to remove the Japanese counter with his last shot, resulting in a steal of one point and a 6-5 win for Japan.

### **GBR 9-2 GER (Sheet D)**

Great Britain was idle in Session 7 while Germany posted its third win of the tournament.

The first end was blanked. Both teams attacked the second end, playing their stones into the house with draws and tap-backs. Great Britain scored two points to take the lead.

Germany scored one point in the third end, but Great Britain scored three in the fourth end to increase its lead to 5-1.

Germany settled for a single point in the fifth end to make the score 5-2, after skip Jens JAEGER (GBR) came up heavy with his last shot.

Great Britain put the game away in the sixth end. With a nice draw by fourth stone thrower Aileen NEILSON (GBR), the team racked up four points to notch its second victory of the tournament by a score of 9-2.

As a team, Great Britain curled 61 percent compared with a lowly 35 percent for Germany.

Canada and Norway had byes in Session 8.



After Tuesday's play, Canada continues to lead the pack with a 5-1 record.

The USA and Korea are next, each with four wins and two losses.

Germany, Norway and Sweden all have 3-3 records.

Four teams - Great Britain, Italy, Japan and Switzerland - each have two wins and four losses.

Action resumes in Session 9 on Wednesday, March 17, at 12:30. Canada plays Germany, Great Britain takes on Sweden, Norway battles the USA, while Korea plays Switzerland. Italy and Japan are idle on Wednesday afternoon.





## GAME RESULTS / RÉSULTATS DE LA PARTIE

TUE 16 MAR 2010 / MAR 16 MAR 2010 START TIME / DÉBUT 18:00

Sheet	Round	Team	LSFE	1	2	3	4	5	6	7	8	Extra Ends	Total
A	6	USA - United States of America	*	0	2	0	1	0	1	0	X		4
	6	SWE - Sweden		2	0	1	0	1	0	2	X		6

USA - United States of America	Game	All
4 S PEREZ Augusto	37 %	53 %
3 McDONALD Patrick	64 %	53 %
2 PIERCE Jim	56 %	60 %
1 KAPINOWSKI Jacqui	72 %	72 %
A JOSEPH Jimmy	- %	34 %
Team Total	58 %	59 %

SWE - Sweden	Game	All
4 IKONEN Glenn	58 %	56 %
3 S JUNGNELL Jalle	34 %	41 %
2 BURMAN Patrik	67 %	59 %
1 WILHELM Anette	66 %	63 %
A KALLIN Patrik	- %	- %
Team Total	56 %	55 %

Time remaining: 2 minutes 17 seconds

Last Stone Draw: 0.0 cm

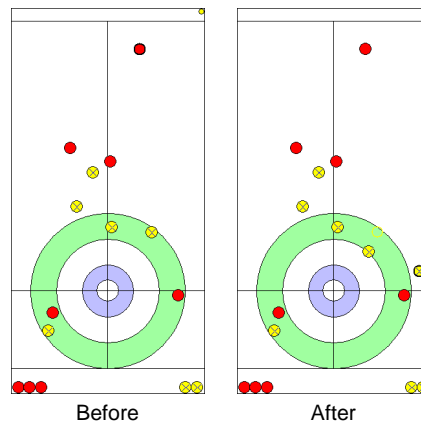
Time remaining: 2 minutes 35 seconds

Last Stone Draw: 185.4 cm (out)

Time-out: end 6, SWE-6

### Most Important Shot:

Facing one buried U.S. stone, Swedish Fourth IKONEN G played a good Raise on his own stone in the 12 foot to score one, keeping the lead until the end of the game.



End: 5  
Team: SWE  
Player: IKONEN G  
Stone: Fourth, 2nd stone  
Task: Raise  
Handle: In-turn  
Points: 100%

● : USA  
● : SWE

### NOTES

Team position and functions are attached to each team member's name as follows:  
4 = Fourth, 3 = Third, 2 = Second, 1 = Lead, A = Alternate, S = Skip

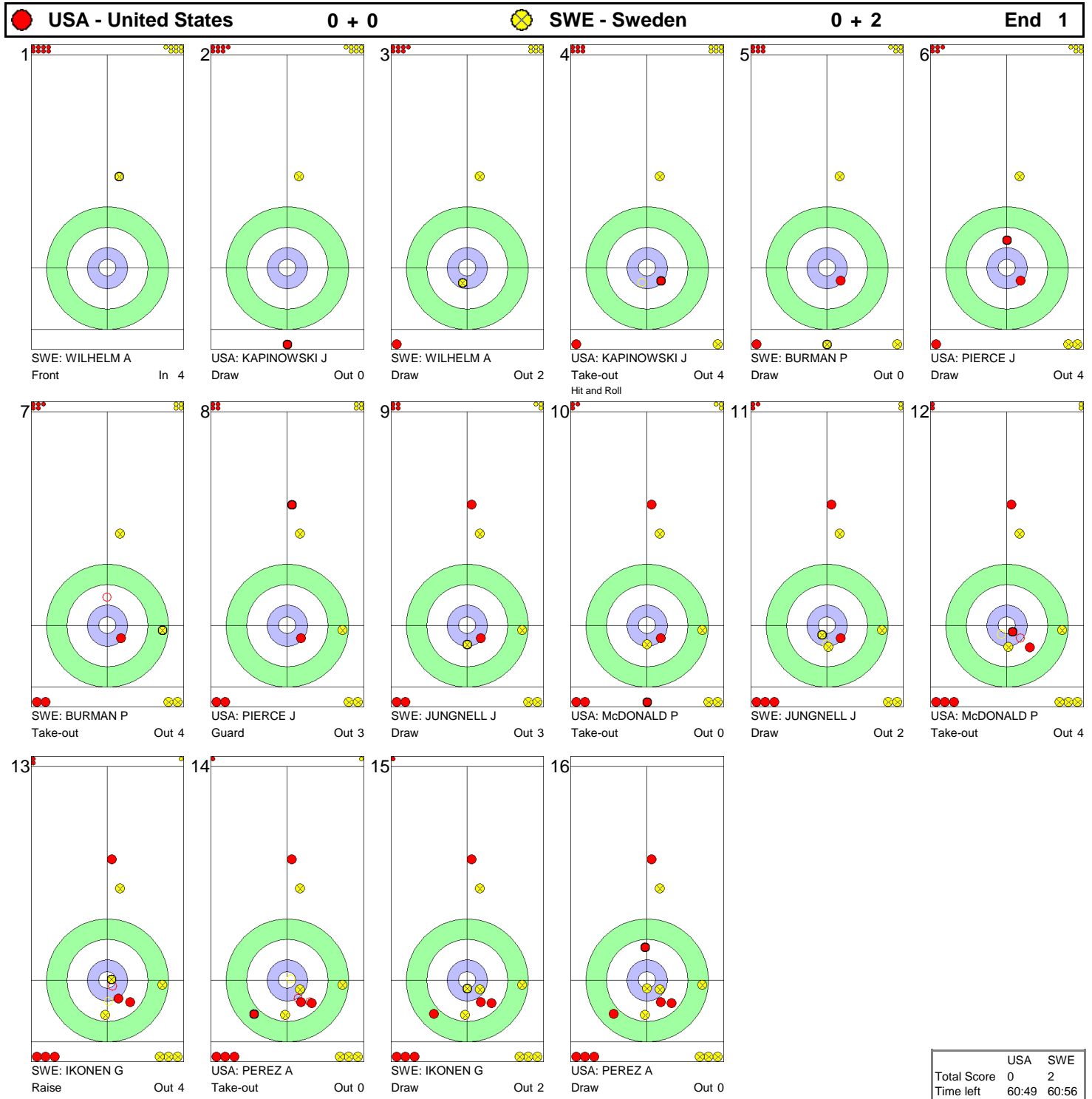
### LEGEND

LSFE (\*) Last stone first end X Unplayed/unfinished end due to concession



**GAME - SHOT BY SHOT / DÉROULEMENT DE LA PARTIE**

TUE 16 MAR 2010 / MAR 16 MAR 2010 START TIME / DÉBUT 18:00





**GAME - SHOT BY SHOT / DÉROULEMENT DE LA PARTIE**

TUE 16 MAR 2010 / MAR 16 MAR 2010 START TIME / DÉBUT 18:00

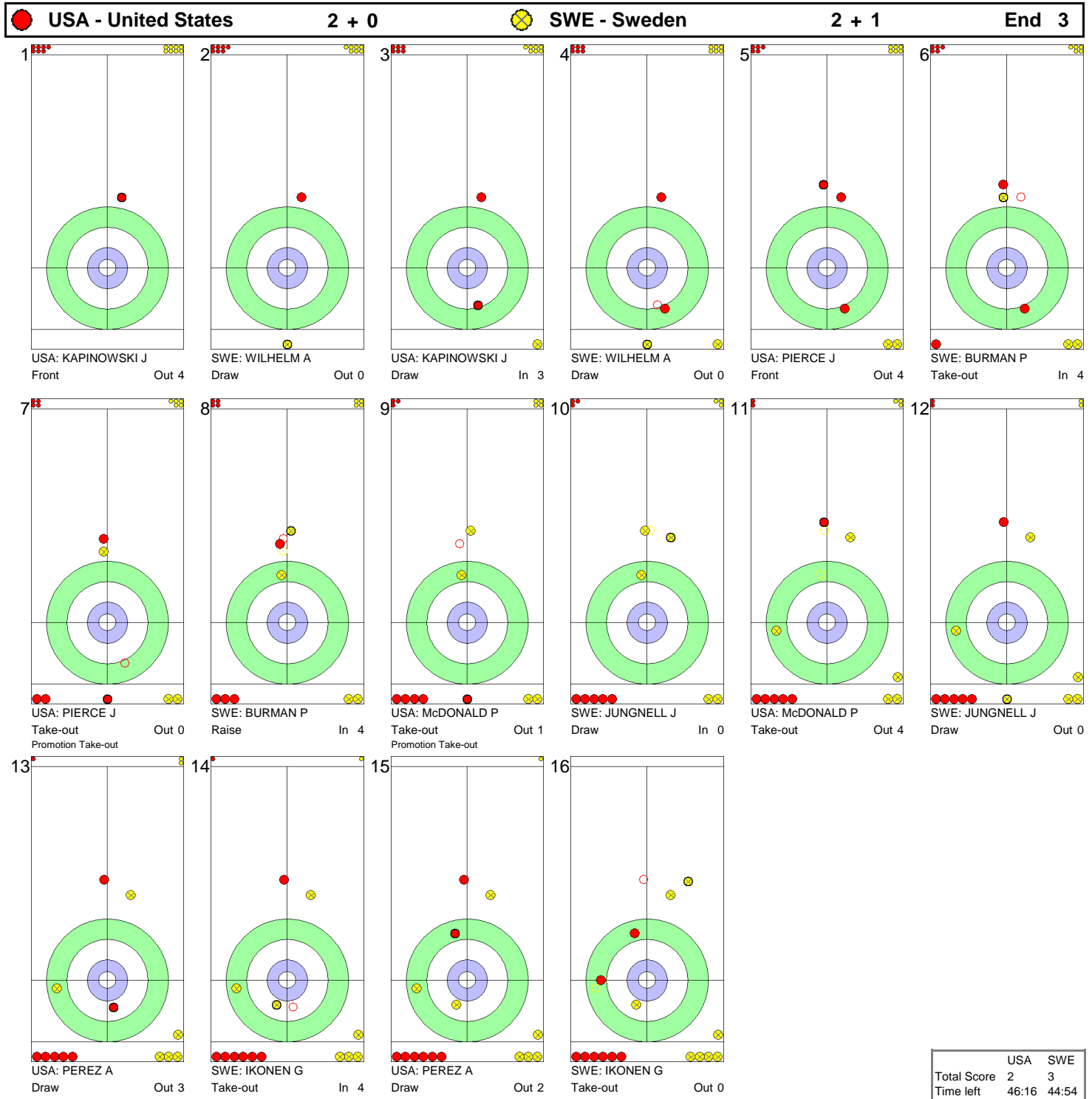
● USA - United States		0 + 2	● SWE - Sweden	2 + 0	End 2
1					
SWE: WILHELM A		Draw	In 4		
2					
USA: KAPINOWSKI J		Take-out	In 4		
3					
SWE: WILHELM A		Draw	In 3		
4					
USA: KAPINOWSKI J		Take-out	In 2		
5					
SWE: BURMAN P		Draw	In 4		
6					
USA: PIERCE J		Take-out	In 4		
7					
SWE: BURMAN P		Take-out	In 4		
8					
USA: PIERCE J		Take-out	In 0		
9					
SWE: JUNGNELL J		Draw	Out 0		
10					
USA: McDONALD P		Take-out	Out 2		
11					
SWE: JUNGNELL J		Take-out	In 2		
12					
USA: McDONALD P		Draw	Out 3		
13					
SWE: IKONEN G		Take-out	Out 0		
14					
USA: PEREZ A		Guard	Out 4		
15					
SWE: IKONEN G		Draw	In 1		
16					
USA: PEREZ A		Draw	In 4		

	USA	SWE
Total Score	2	2
Time left	53:25	53:18



## GAME - SHOT BY SHOT / DÉROULEMENT DE LA PARTIE

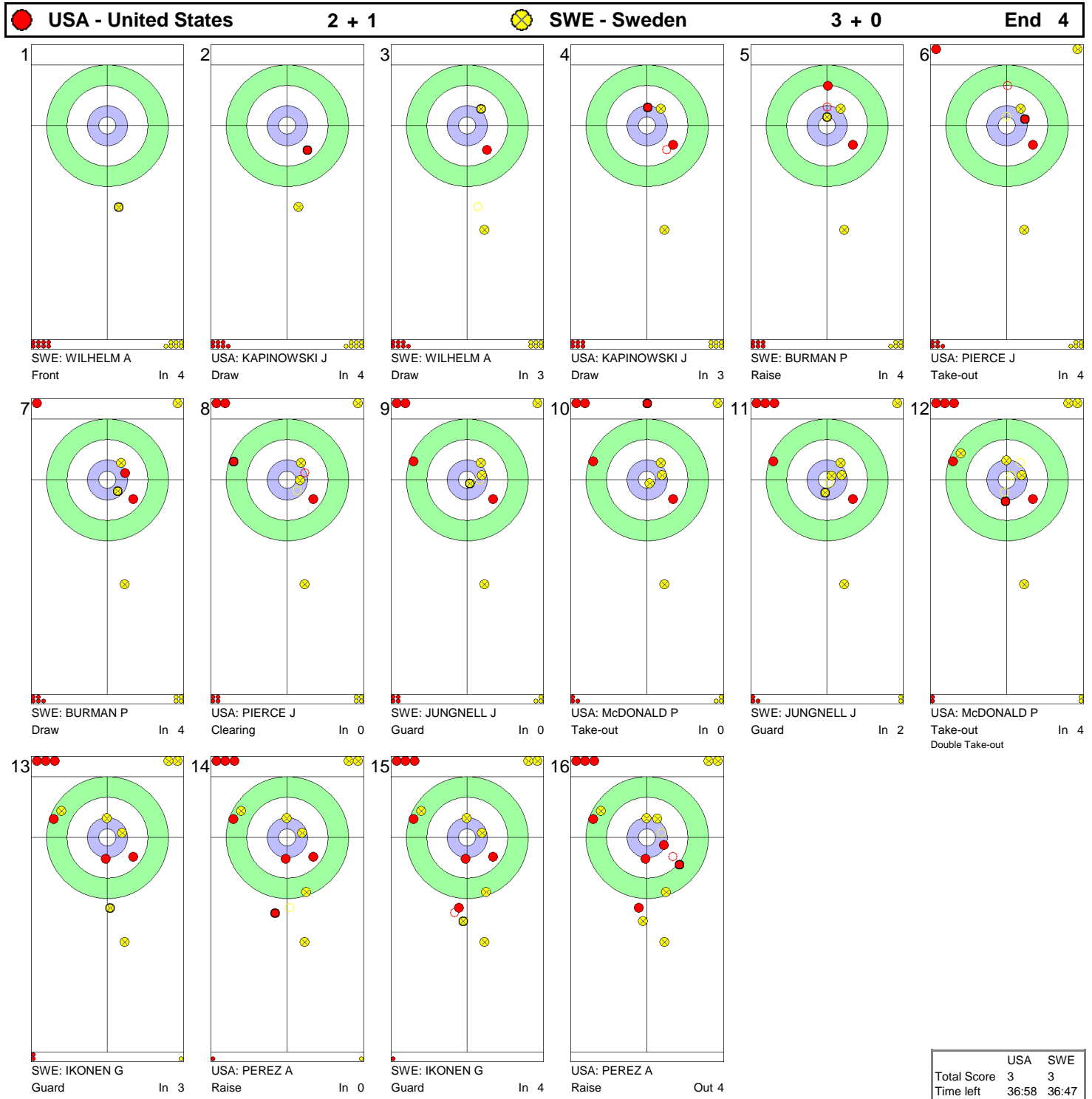
TUE 16 MAR 2010 / MAR 16 MAR 2010 START TIME / DÉBUT 18:00





**GAME - SHOT BY SHOT / DÉROULEMENT DE LA PARTIE**

TUE 16 MAR 2010 / MAR 16 MAR 2010 START TIME / DÉBUT 18:00



	USA	SWE
Total Score	3	3
Time left	36:58	36:47



## GAME - SHOT BY SHOT / DÉROULEMENT DE LA PARTIE

TUE 16 MAR 2010 / MAR 16 MAR 2010 START TIME / DÉBUT 18:00

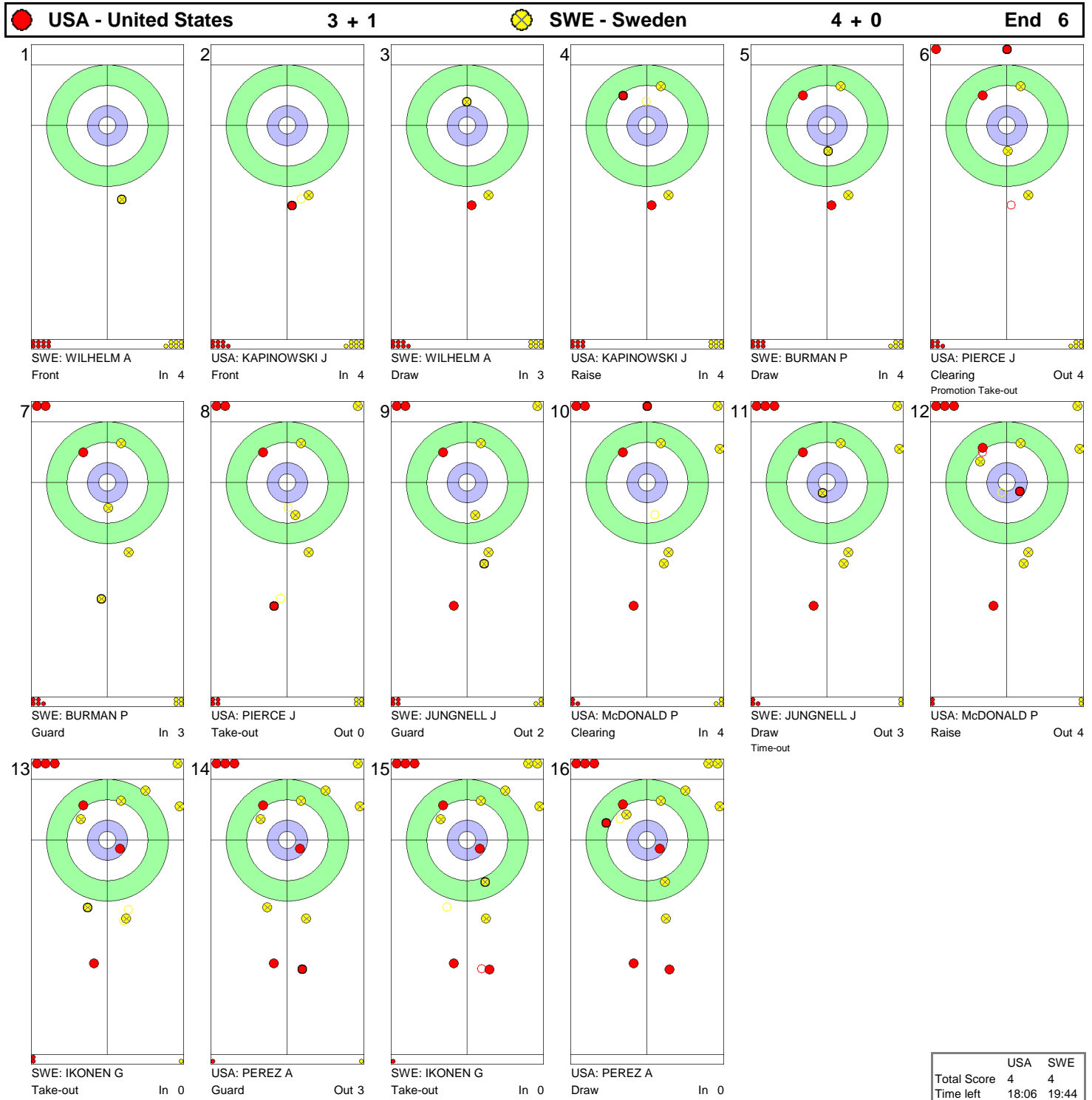


	USA	SWE
Total Score	3	4
Time left	28:06	28:21



**GAME - SHOT BY SHOT / DÉROULEMENT DE LA PARTIE**

TUE 16 MAR 2010 / MAR 16 MAR 2010 START TIME / DÉBUT 18:00





## GAME - SHOT BY SHOT / DÉROULEMENT DE LA PARTIE

TUE 16 MAR 2010 / MAR 16 MAR 2010 START TIME / DÉBUT 18:00



	USA	SWE
Total Score	4	6
Time left	09:52	10:09





## GAME - SHOT BY SHOT / DÉROULEMENT DE LA PARTIE

TUE 16 MAR 2010 / MAR 16 MAR 2010 START TIME / DÉBUT 18:00

● USA - United States		4 + X	● SWE - Sweden	6 + X	End 8
1					
SWE: WILHELM A Draw		In 2			
2					
USA: KAPINOWSKI J Front		Out 0			
3					
SWE: WILHELM A Clearing		In 0			
4					
USA: KAPINOWSKI J Draw		Out 3			
5					
SWE: BURMAN P Take-out		Out 0			
6					
USA: PIERCE J Draw		In 4			
7					
SWE: BURMAN P Take-out		Out 2			
8					
USA: PIERCE J Draw		Out 0			
9					
SWE: JUNGNELL J Take-out		In 0			
10					
USA: McDONALD P Draw		Out 4			
11					
SWE: JUNGNELL J Take-out		In 4			
12					
USA: McDONALD P Take-out		Out 4			
13					
SWE: IKONEN G Take-out		In 4			
14					
USA: PEREZ A Take-out		Out 0			
15					
SWE: IKONEN G Clearing		In 4			

**NOTES**  
 Points:  
 4 = 100%  
 3 = 75%  
 2 = 50%  
 1 = 25%  
 0 = 0%  
 X = not considered  
  
 Handle:  
 In Clockwise  
 Out Counter-clockwise

	USA	SWE
Total Score	4	6
Time left	02:17	02:35



## GAME RESULTS / RÉSULTATS DE LA PARTIE

TUE 16 MAR 2010 / MAR 16 MAR 2010 START TIME / DÉBUT 18:00

Sheet	Round	Team	LSFE	1	2	3	4	5	6	7	8	Extra Ends	Total
B	6	KOR - Korea	*	3	2	0	0	3	0	1	X		9
	6	ITA - Italy		0	0	1	1	0	1	0	X		3

KOR - Korea		Game	All
4 S	KIM Haksung	59 %	52 %
3	KIM Myungjin	66 %	59 %
2	CHO Yanghyun	79 %	62 %
1	KANG Misuk	68 %	57 %
A	PARK Kilwoo	- %	48 %
Team Total		68 %	56 %

ITA - Italy		Game	All
4 S	TABANELLI Andrea	45 %	51 %
3	MARCHESE Egidio	13 %	63 %
2	SPELORZI Emanuele	43 %	59 %
1	MENARDI Angela	48 %	66 %
A	DALLAPICCOLA Gabriele	42 %	63 %
Team Total		40 %	60 %

Time remaining: 15 minutes 35 seconds

Last Stone Draw: 185.4 cm (out-toss)

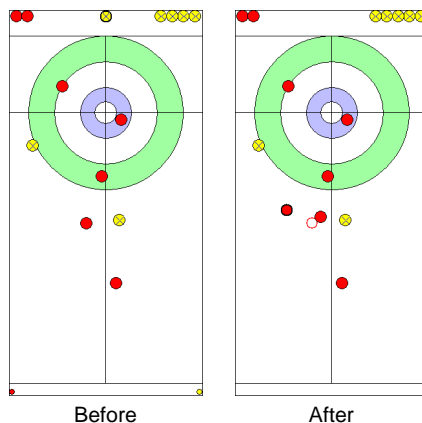
Time remaining: 12 minutes 23 seconds

Last Stone Draw: 185.4 cm (out)

DALLAPICCOLA G replaced MARCHESE E at the beginning of end 5

### Most Important Shot:

The Korean Skip KIM H executed a perfect Guard with his last stone to cover their stones in the house to steal two points and take a 5:0 lead.



End: 2  
Team: KOR  
Player: KIM H  
Stone: Fourth, 2nd stone  
Task: Guard  
Handle: In-turn  
Points: 100%

● : KOR  
● : ITA

### NOTES

Team position and functions are attached to each team member's name as follows:  
4 = Fourth, 3 = Third, 2 = Second, 1 = Lead, A = Alternate, S = Skip

### LEGEND

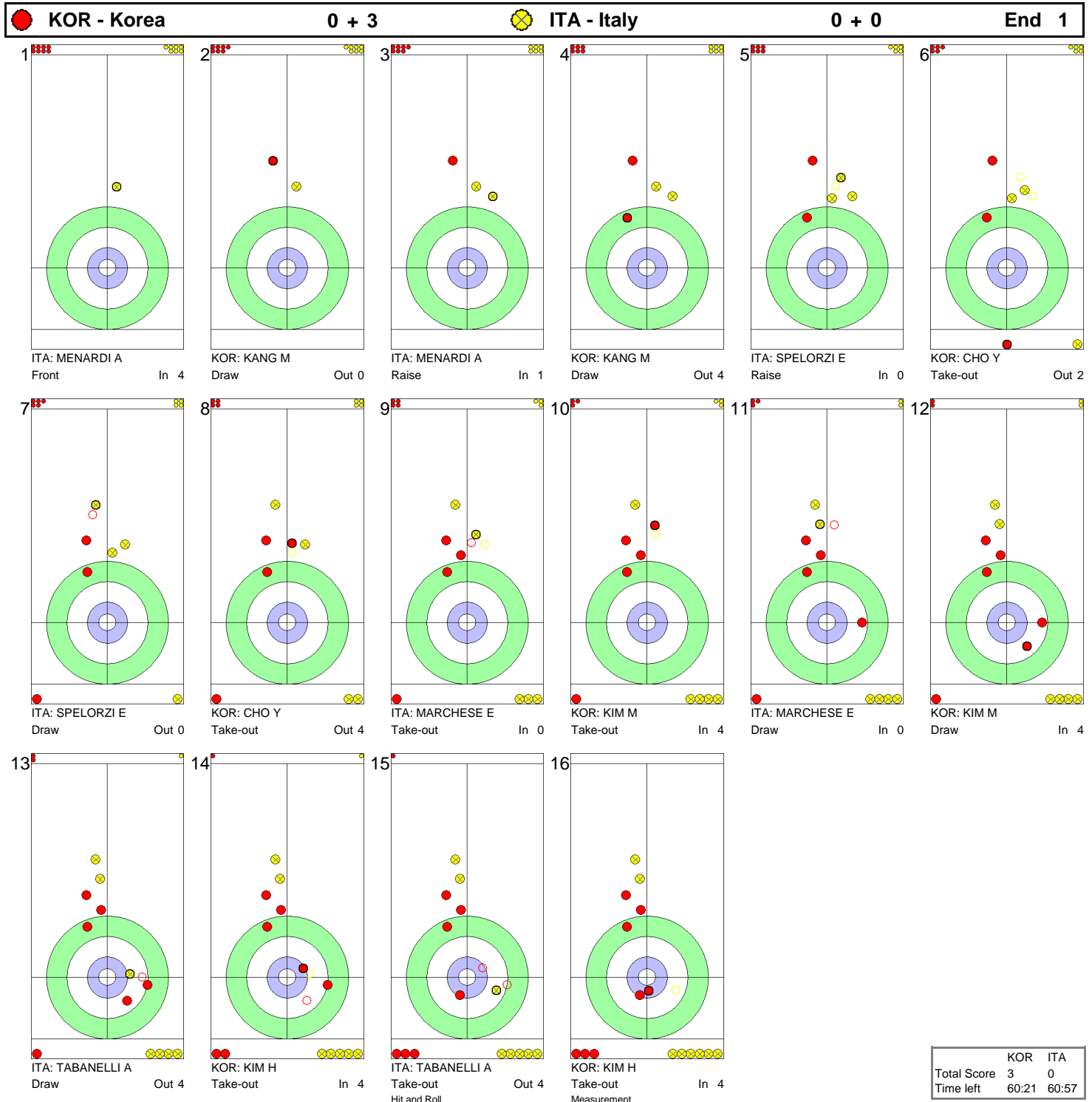
LSFE (\*) Last stone first end

X Unplayed/unfinished end due to concession



GAME - SHOT BY SHOT / DÉROULEMENT DE LA PARTIE

TUE 16 MAR 2010 / MAR 16 MAR 2010 START TIME / DÉBUT 18:00



	KOR	ITA
Total Score	3	0
Time left	60:21	60:57



**GAME - SHOT BY SHOT / DÉROULEMENT DE LA PARTIE**

TUE 16 MAR 2010 / MAR 16 MAR 2010 START TIME / DÉBUT 18:00

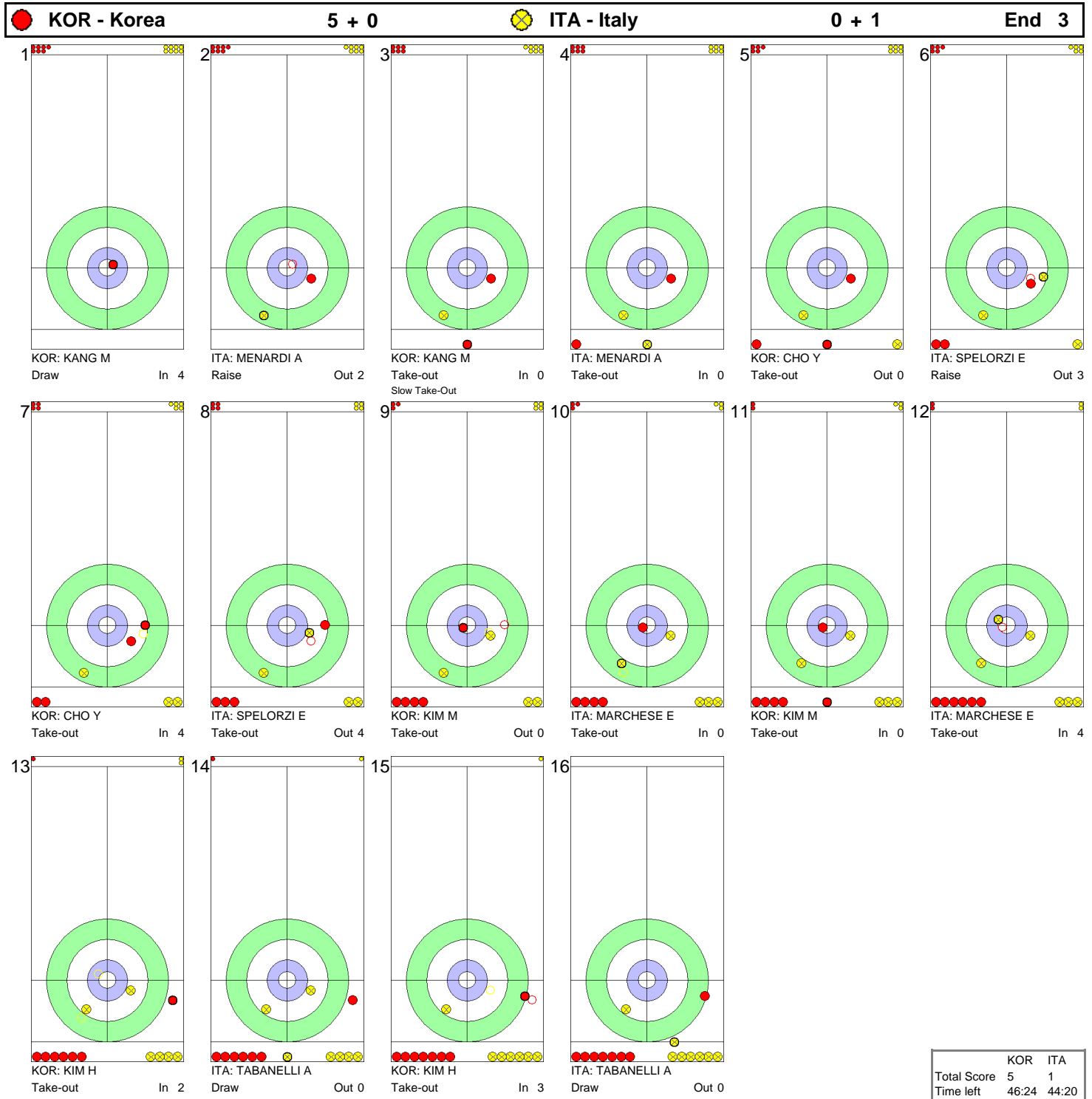


	KOR	ITA
Total Score	5	0
Time left	53:00	51:59



GAME - SHOT BY SHOT / DÉROULEMENT DE LA PARTIE

TUE 16 MAR 2010 / MAR 16 MAR 2010 START TIME / DÉBUT 18:00

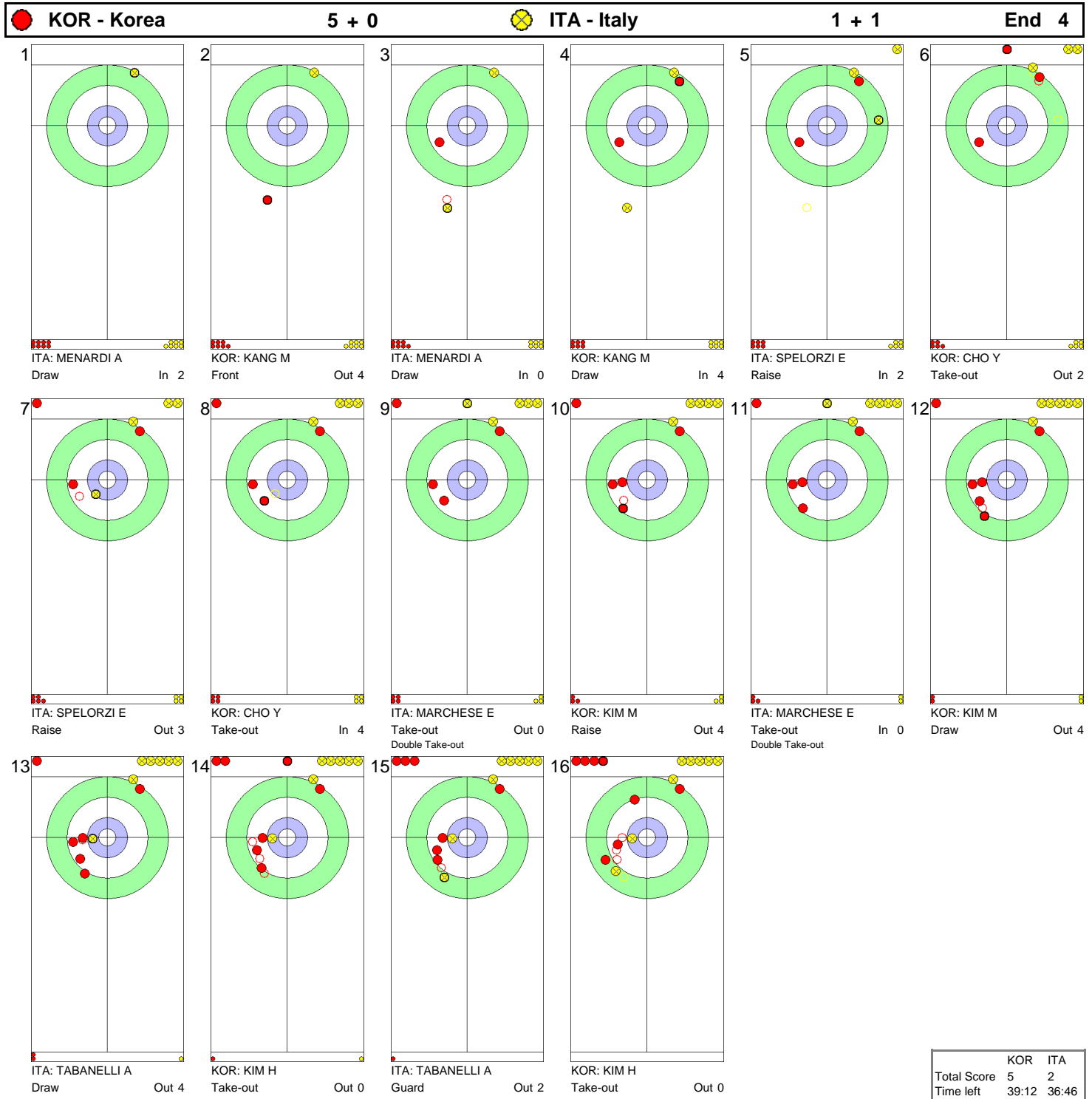


	KOR	ITA
Total Score	5	1
Time left	46:24	44:20



**GAME - SHOT BY SHOT / DÉROULEMENT DE LA PARTIE**

TUE 16 MAR 2010 / MAR 16 MAR 2010 START TIME / DÉBUT 18:00





GAME - SHOT BY SHOT / DÉROULEMENT DE LA PARTIE

TUE 16 MAR 2010 / MAR 16 MAR 2010 START TIME / DÉBUT 18:00

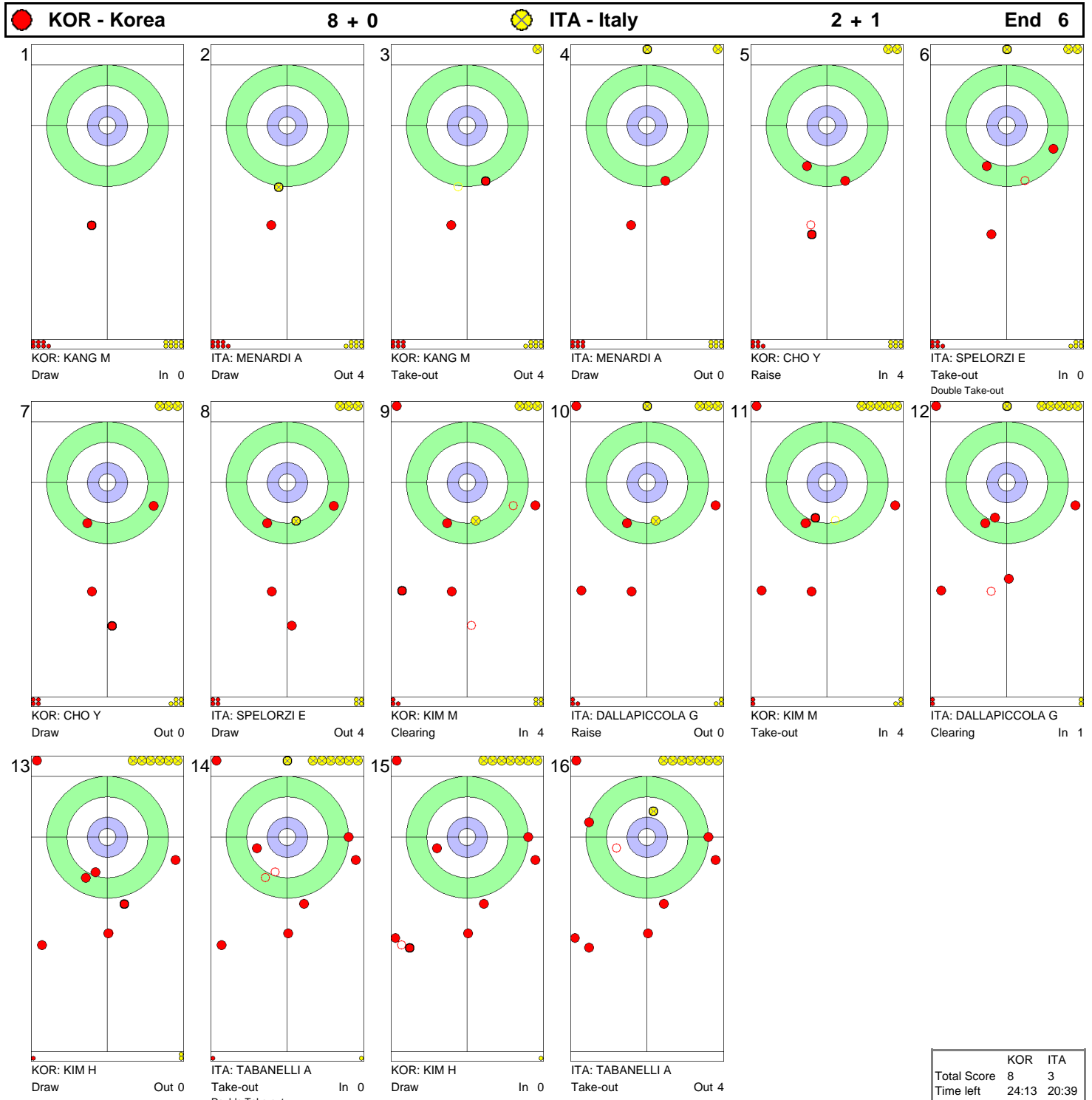
● KOR - Korea		5 + 3		● ITA - Italy		2 + 0		End 5									
1	ITA: MENARDI A Draw	In 2	2	KOR: KANG M Draw	In 4	3	ITA: MENARDI A Raise	In 2	4	KOR: KANG M Draw	Out 4	5	ITA: SPELORZI E Take-out Slow Take-Out	In 0	6	KOR: CHO Y Take-out	Out 4
7	ITA: SPELORZI E Draw	In 3	8	KOR: CHO Y Clearing	In 4	9	ITA: DALLAPICCOLA G Draw	In 4	10	KOR: KIM M Draw	Out 0	11	ITA: DALLAPICCOLA G Take-out	In 2	12	KOR: KIM M Draw	In 0
13	ITA: TABANELLI A Take-out Promotion Take-out	In 0	14	KOR: KIM H Take-out	In 2	15	ITA: TABANELLI A Draw	Out 0	16	KOR: KIM H Draw	In 4						

	KOR	ITA
Total Score	8	2
Time left	31:31	28:57



## GAME - SHOT BY SHOT / DÉROULEMENT DE LA PARTIE

TUE 16 MAR 2010 / MAR 16 MAR 2010 START TIME / DÉBUT 18:00







**GAME - SHOT BY SHOT / DÉROULEMENT DE LA PARTIE**

TUE 16 MAR 2010 / MAR 16 MAR 2010 START TIME / DÉBUT 18:00

● KOR - Korea		8 + 1		● ITA - Italy		3 + 0		End 7	
1		ITA: MENARDI A	Draw	In 4	2		KOR: KANG M	Take-out	In 4
3		ITA: MENARDI A	Raise	In 2	4		KOR: KANG M	Draw	Out 2
5		ITA: SPELORZI E	Take-out	Out 4	6		KOR: CHO Y	Take-out Hit and Roll	Out 4
7		ITA: SPELORZI E	Take-out	In 0	8		KOR: CHO Y	Take-out	In 4
9		ITA: DALLAPICCOLA G	Draw	In 0	10		KOR: KIM M	Draw	In 2
11		ITA: DALLAPICCOLA G	Draw	In 3	12		KOR: KIM M	Take-out	In 4
13		ITA: TABANELLI A	Draw	Out 2	14		KOR: KIM H	Draw	In 3
15		ITA: TABANELLI A	Raise	In 4	16		KOR: KIM H	Clearing	In 3

**NOTES**

Points:  
 4 = 100%  
 3 = 75%  
 2 = 50%  
 1 = 25%  
 0 = 0%  
 X = not considered

Handle:  
 In Clockwise  
 Out Counter-clockwise

	KOR	ITA
Total Score	9	3
Time left	15:35	12:23



## GAME RESULTS / RÉSULTATS DE LA PARTIE

TUE 16 MAR 2010 / MAR 16 MAR 2010 START TIME / DÉBUT 18:00

Sheet	Round	Team	LSFE	1	2	3	4	5	6	7	8	Extra Ends	Total
C	6	SUI - Switzerland	*	1	1	1	0	0	0	2	0		5
	6	JPN - Japan		0	0	0	1	1	2	0	1	1	6

SUI - Switzerland		Game	All
4 S	BOLLIGER Manfred	17 %	40 %
3	HUETTENMOSER Claudia	47 %	43 %
2	MEYER Daniel	29 %	42 %
1	KEHRLI Anton	61 %	54 %
A	BIERI Martin	- %	50 %
Team Total		39 %	45 %

JPN - Japan		Game	All
4 S	NAKAJIMA Yoji	43 %	41 %
3	ICHIKAWA Katsuo	65 %	55 %
2	HIDAI Takashi	68 %	48 %
1	SAITOH Ayako	83 %	73 %
A	OGAWA Aki	- %	42 %
Team Total		65 %	54 %

Time remaining: 2 minutes 42 seconds  
Time remaining: 1 minute 45 seconds (after extra end)

Last Stone Draw: 29.0 cm

Time-out: end 4, SUI-8

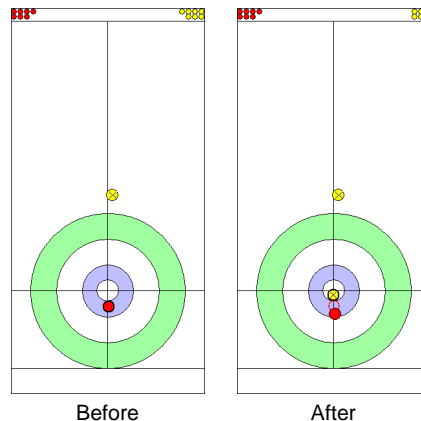
Time remaining: 1 minute 21 seconds  
Time remaining: 1 minute 54 seconds (after extra end)

Last Stone Draw: 70.6 cm

Time-out: end 5, JPN-7

### Most Important Shot:

Japanese Lead SAITOH A made a perfect Draw to the top of the Swiss stone laying on the back of the button. The Swiss Team was unable to remove this stone throughout the end which resulted in a win by Team Japan.



End: 9  
Team: JPN  
Player: SAITOH A  
Stone: Lead, 2nd stone  
Task: Draw  
Handle: Out-turn  
Points: 100%

● : SUI  
● : JPN

### NOTES

Team position and functions are attached to each team member's name as follows:  
4 = Fourth, 3 = Third, 2 = Second, 1 = Lead, A = Alternate, S = Skip

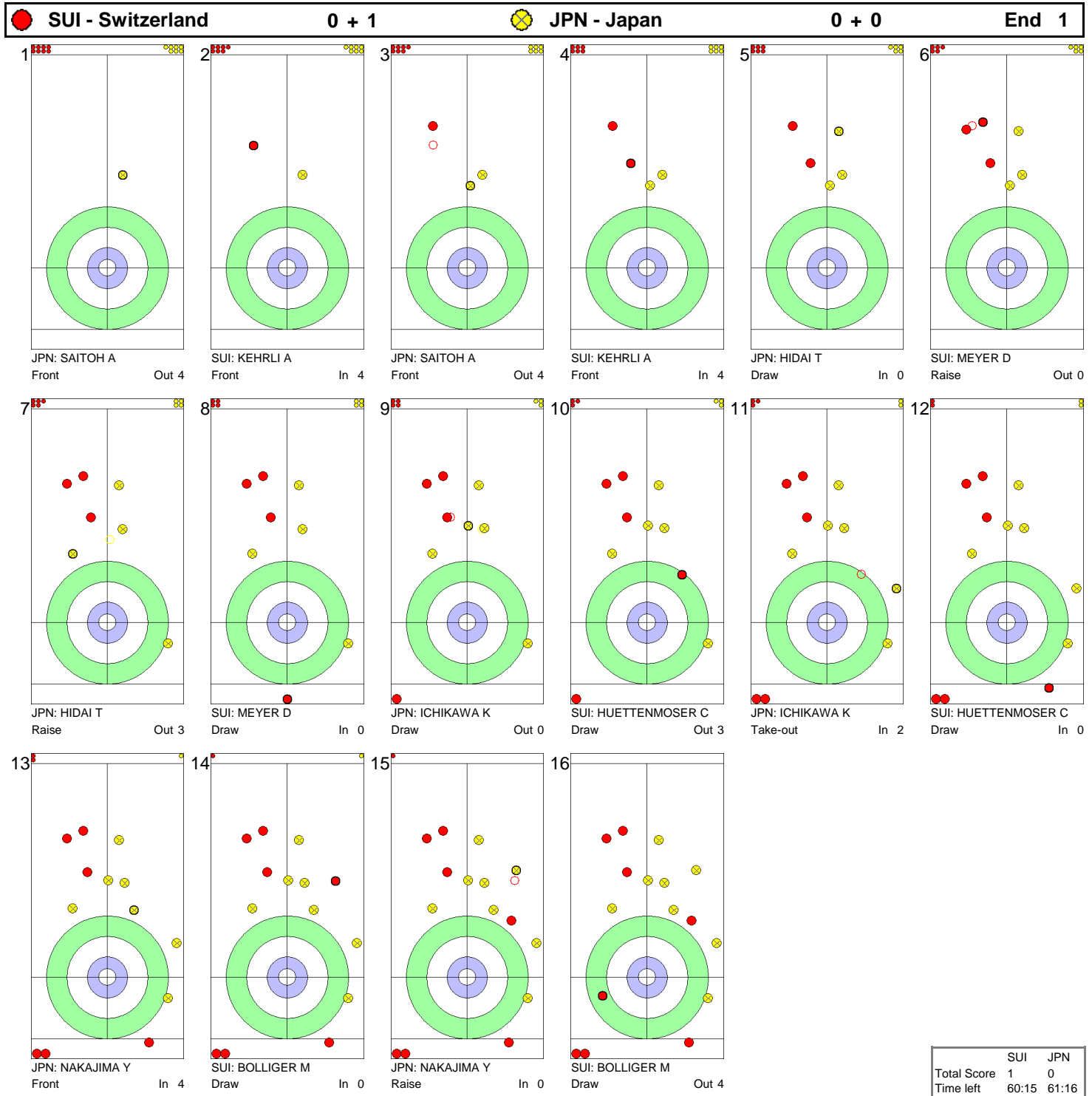
### LEGEND

LSFE (\*) Last stone first end



## GAME - SHOT BY SHOT / DÉROULEMENT DE LA PARTIE

TUE 16 MAR 2010 / MAR 16 MAR 2010 START TIME / DÉBUT 18:00

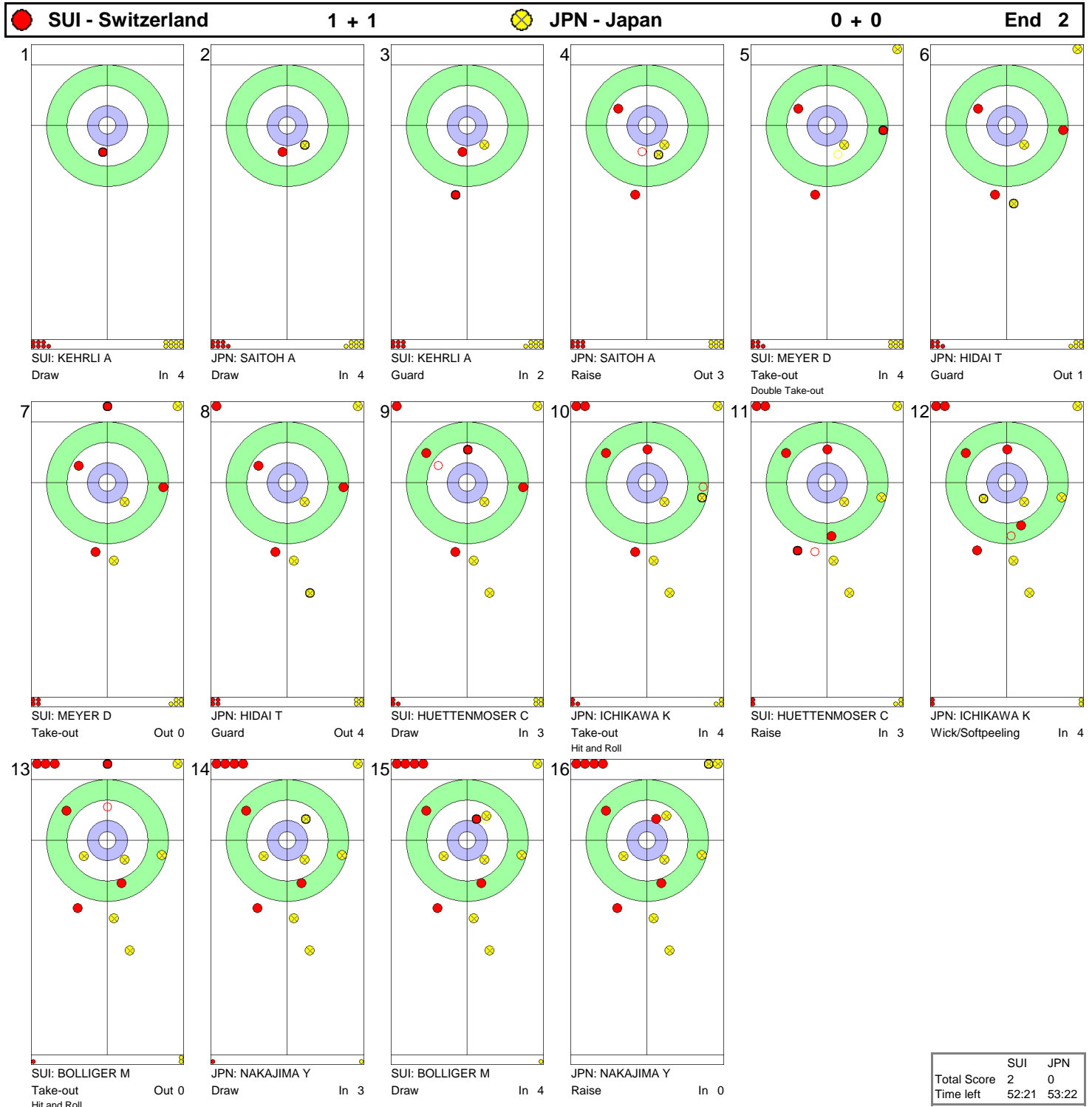


	SUI	JPN
Total Score	1	0
Time left	60:15	61:16



## GAME - SHOT BY SHOT / DÉROULEMENT DE LA PARTIE

TUE 16 MAR 2010 / MAR 16 MAR 2010 START TIME / DÉBUT 18:00

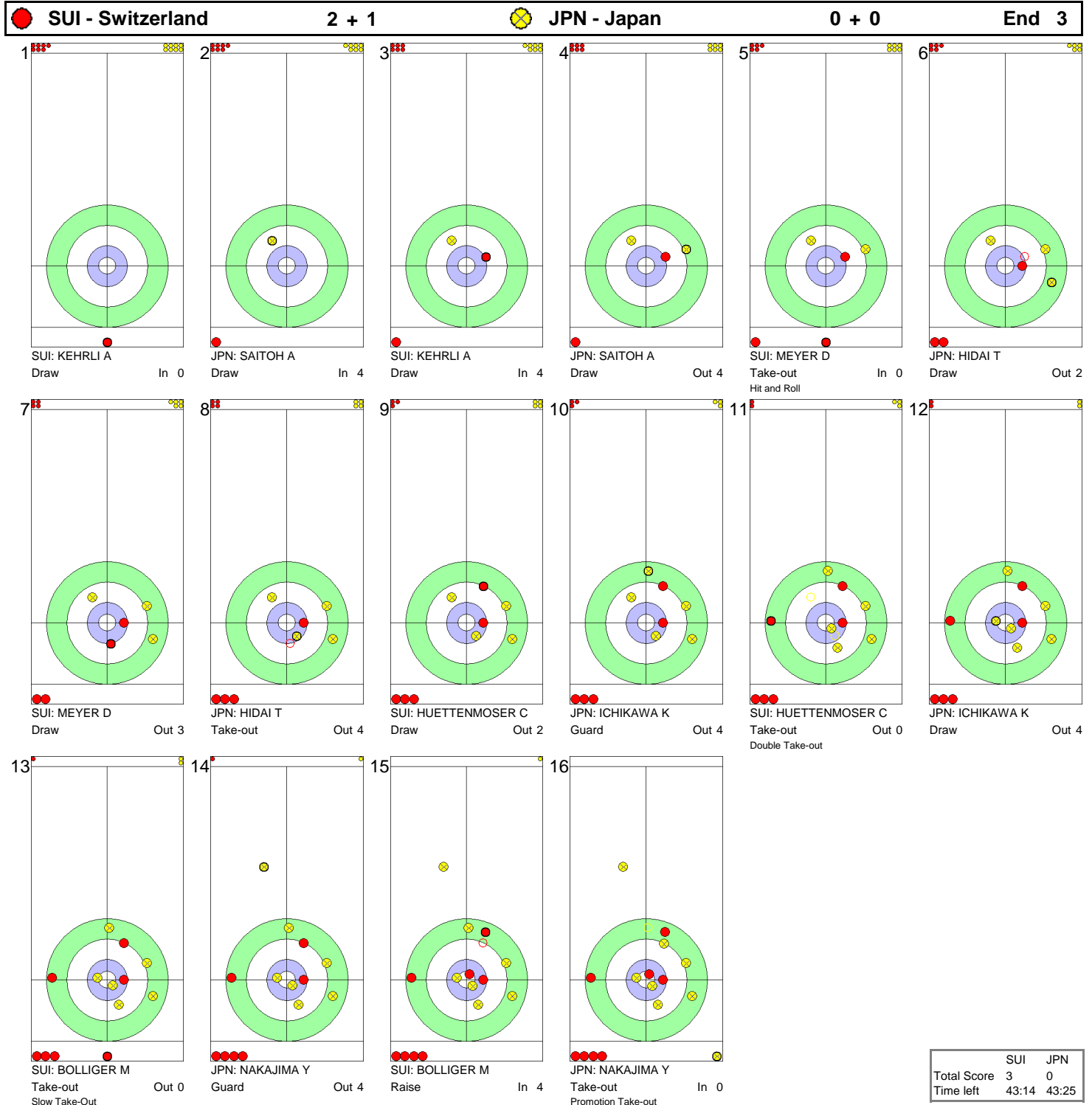


	SUI	JPN
Total Score	2	0
Time left	52:21	53:22



## GAME - SHOT BY SHOT / DÉROULEMENT DE LA PARTIE

TUE 16 MAR 2010 / MAR 16 MAR 2010 START TIME / DÉBUT 18:00

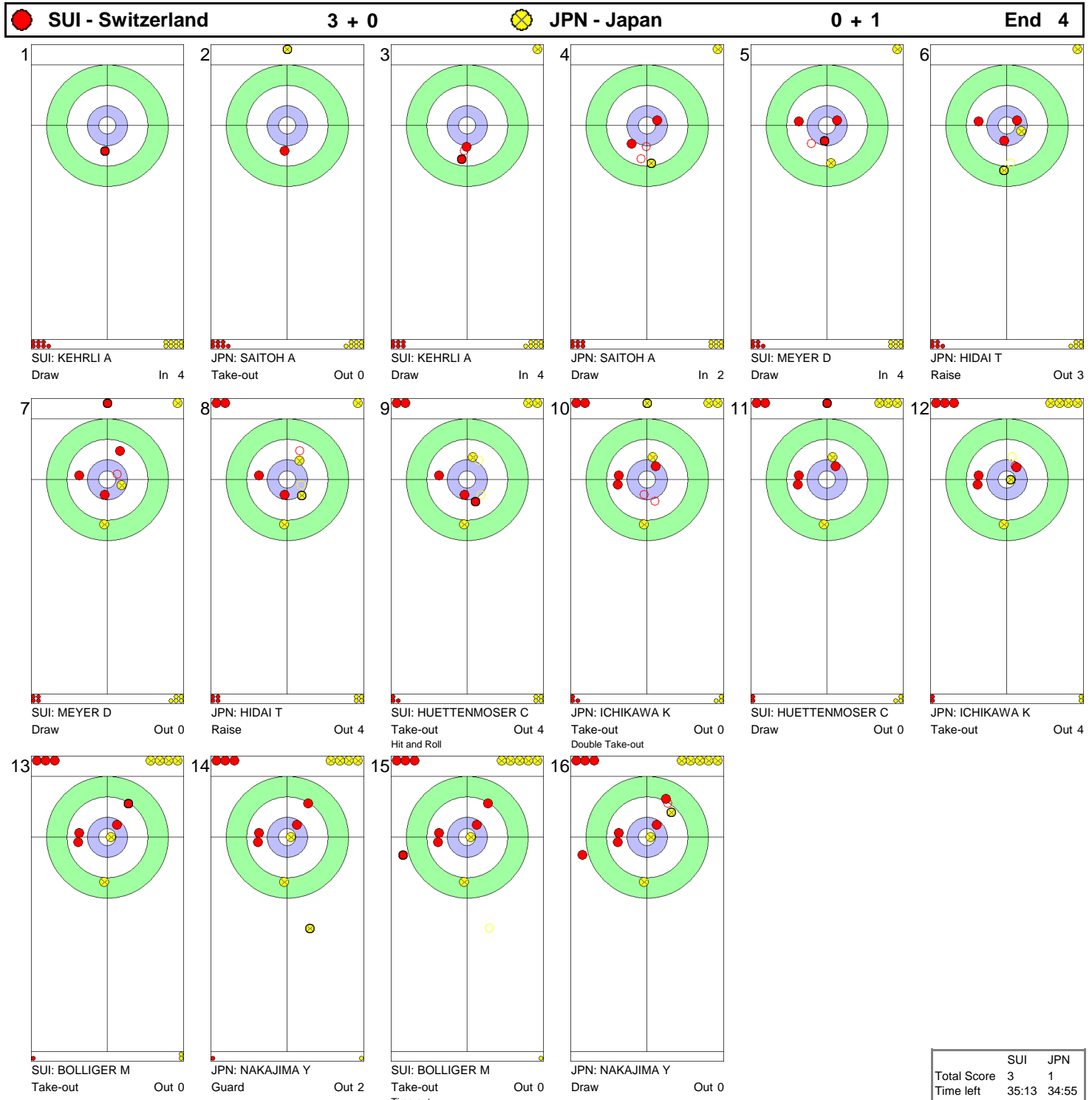


	SUI	JPN
Total Score	3	0
Time left	43:14	43:25



**GAME - SHOT BY SHOT / DÉROULEMENT DE LA PARTIE**

TUE 16 MAR 2010 / MAR 16 MAR 2010 START TIME / DÉBUT 18:00

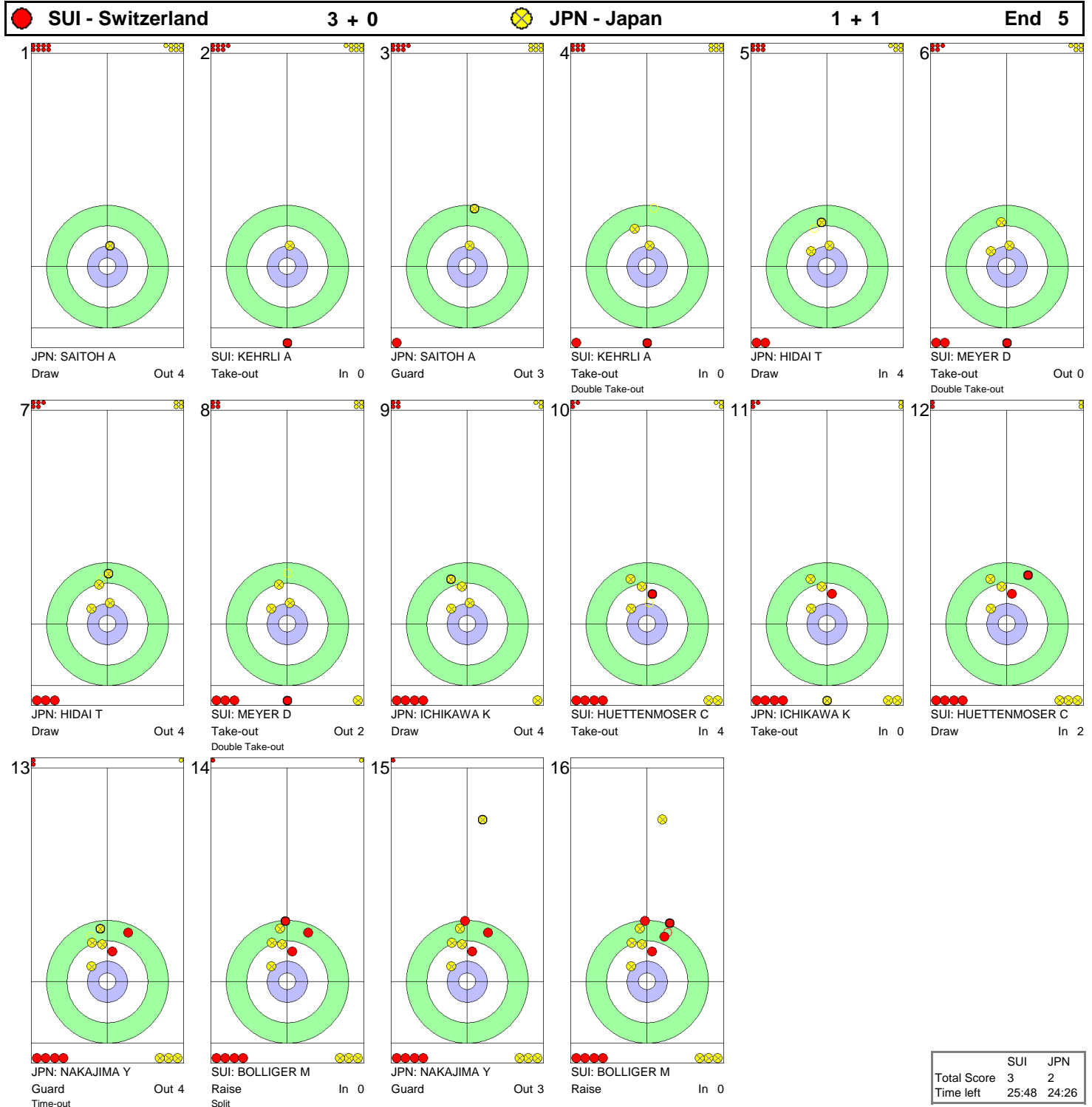


	SUI	JPN
Total Score	3	1
Time left	35:13	34:55



## GAME - SHOT BY SHOT / DÉROULEMENT DE LA PARTIE

TUE 16 MAR 2010 / MAR 16 MAR 2010 START TIME / DÉBUT 18:00



	SUI	JPN
Total Score	3	2
Time left	25:48	24:26



GAME - SHOT BY SHOT / DÉROULEMENT DE LA PARTIE

TUE 16 MAR 2010 / MAR 16 MAR 2010 START TIME / DÉBUT 18:00



	SUI	JPN
Total Score	3	4
Time left	17:46	16:32





GAME - SHOT BY SHOT / DÉROULEMENT DE LA PARTIE

TUE 16 MAR 2010 / MAR 16 MAR 2010 START TIME / DÉBUT 18:00

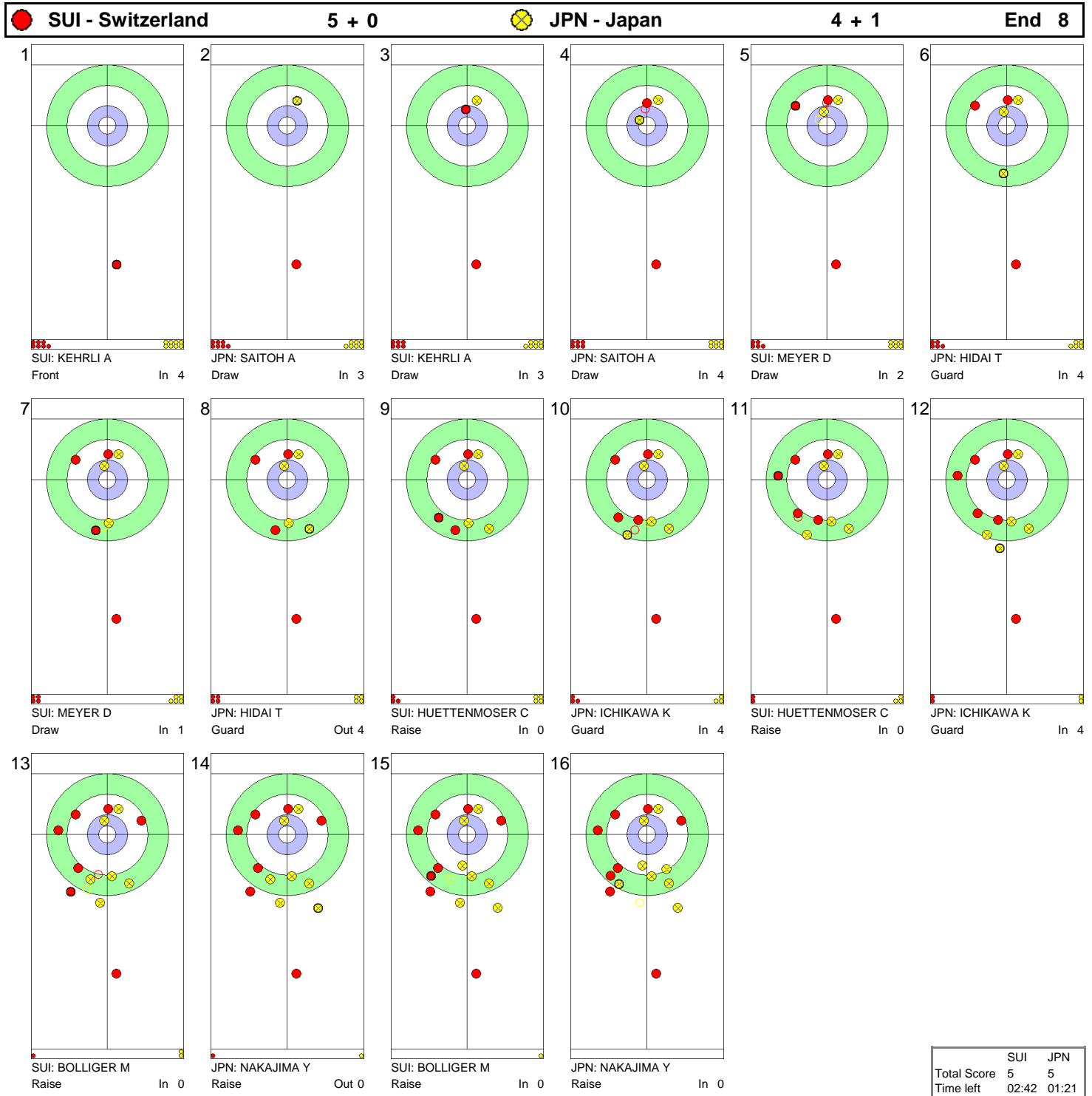


	SUI	JPN
Total Score	5	4
Time left	10:42	09:14



## GAME - SHOT BY SHOT / DÉROULEMENT DE LA PARTIE

TUE 16 MAR 2010 / MAR 16 MAR 2010 START TIME / DÉBUT 18:00

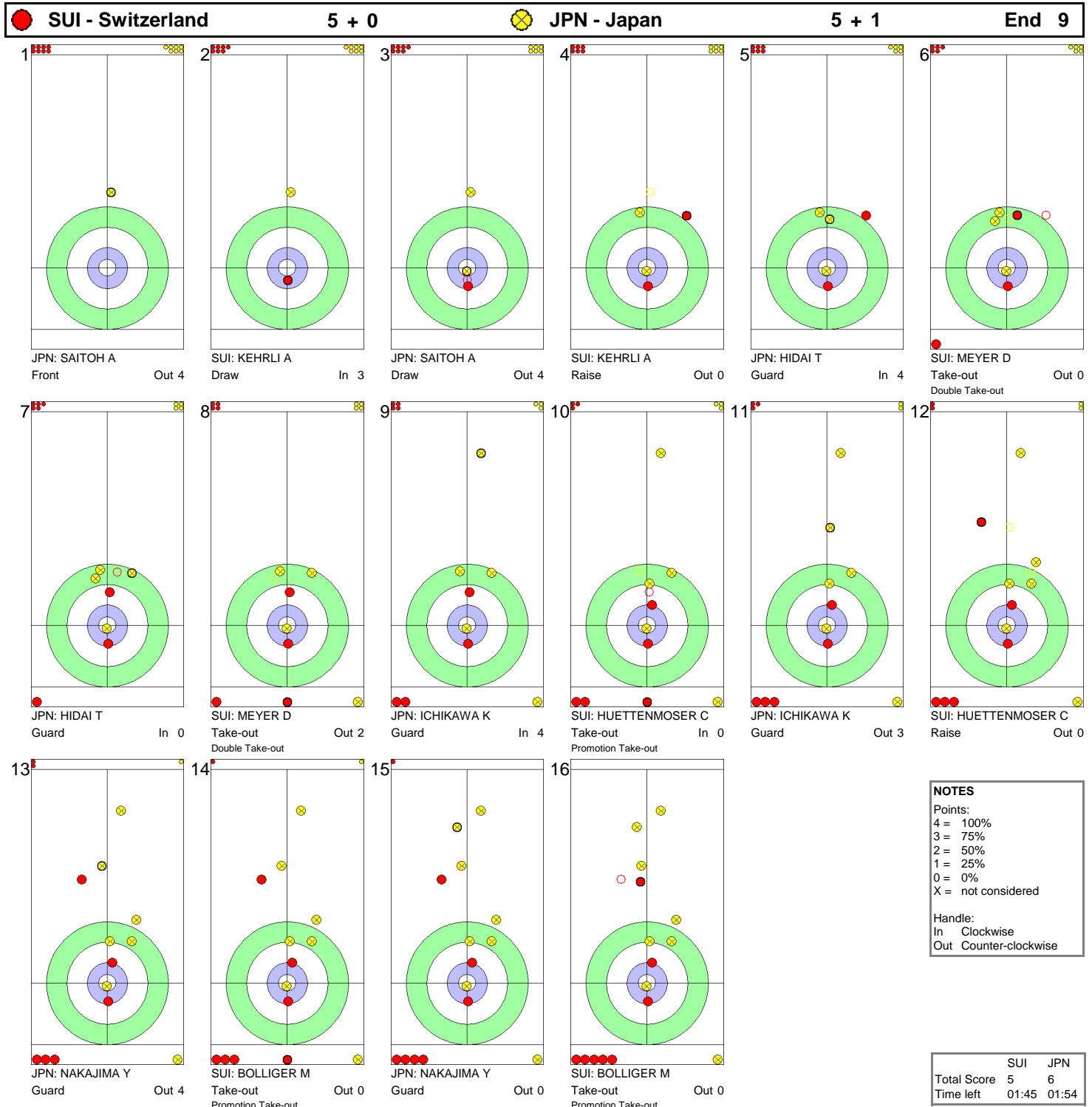


	SUI	JPN
Total Score	5	5
Time left	02:42	01:21



**GAME - SHOT BY SHOT / DÉROULEMENT DE LA PARTIE**

TUE 16 MAR 2010 / MAR 16 MAR 2010 START TIME / DÉBUT 18:00





## GAME RESULTS / RÉSULTATS DE LA PARTIE

TUE 16 MAR 2010 / MAR 16 MAR 2010 START TIME / DÉBUT 18:00

Sheet	Round	Team	LSFE	1	2	3	4	5	6	7	8	Extra Ends	Total
D	6	GBR - Great Britain	*	0	2	0	3	0	4	X	X		9
	6	GER - Germany		0	0	1	0	1	0	X	X		2

GBR - Great Britain		Game	All
4	NEILSON Aileen	42 %	47 %
3 S	McCREADIE Michael	61 %	57 %
2	KILLIN Tom	73 %	61 %
1	MALONE Angie	67 %	65 %
A	SELLAR Jim	- %	- %
Team Total		61 %	58 %

GER - Germany		Game	All
4 S	JAEGER Jens	29 %	49 %
3	SIEGER Marcus	17 %	41 %
2	GAEBEL Jens	33 %	55 %
1	STEGER Christiane	60 %	60 %
A	HOER Astrid	- %	- %
Team Total		35 %	51 %

Time remaining: 17 minutes 58 seconds

Last Stone Draw: 144.0 cm

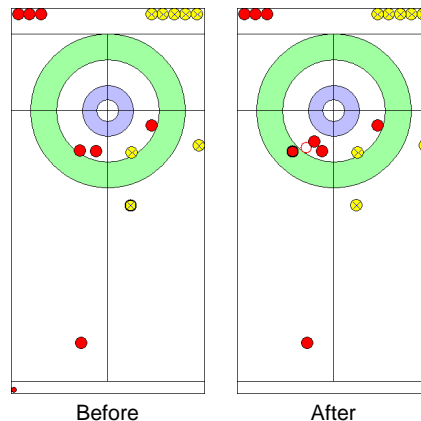
Time remaining: 22 minutes 20 seconds

Last Stone Draw: 185.4 cm (out)

Time-out: end 4, GER-8

### Most Important Shot:

The British Fourth NEILSON A threw a perfect Tap back, raising the British stone into the eight foot to count three and control the game.



End: 4  
Team: GBR  
Player: NEILSON A  
Stone: Fourth, 2nd stone  
Task: Raise  
Handle: In-turn  
Points: 100%

● : GBR  
● : GER

### NOTES

Team position and functions are attached to each team member's name as follows:  
4 = Fourth, 3 = Third, 2 = Second, 1 = Lead, A = Alternate, S = Skip

### LEGEND

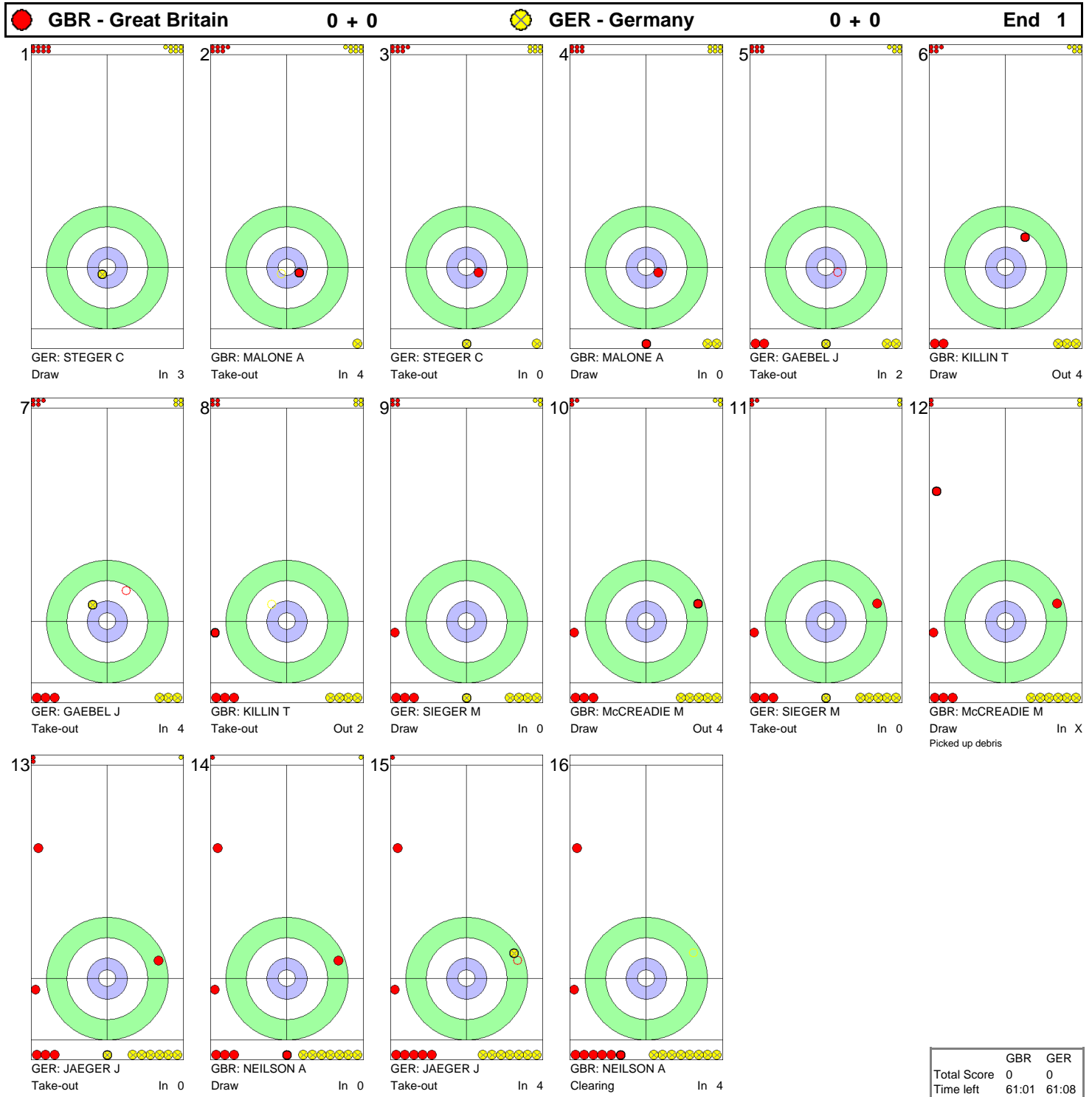
LSFE (\*) Last stone first end

X Unplayed/unfinished end due to concession



## GAME - SHOT BY SHOT / DÉROULEMENT DE LA PARTIE

TUE 16 MAR 2010 / MAR 16 MAR 2010 START TIME / DÉBUT 18:00



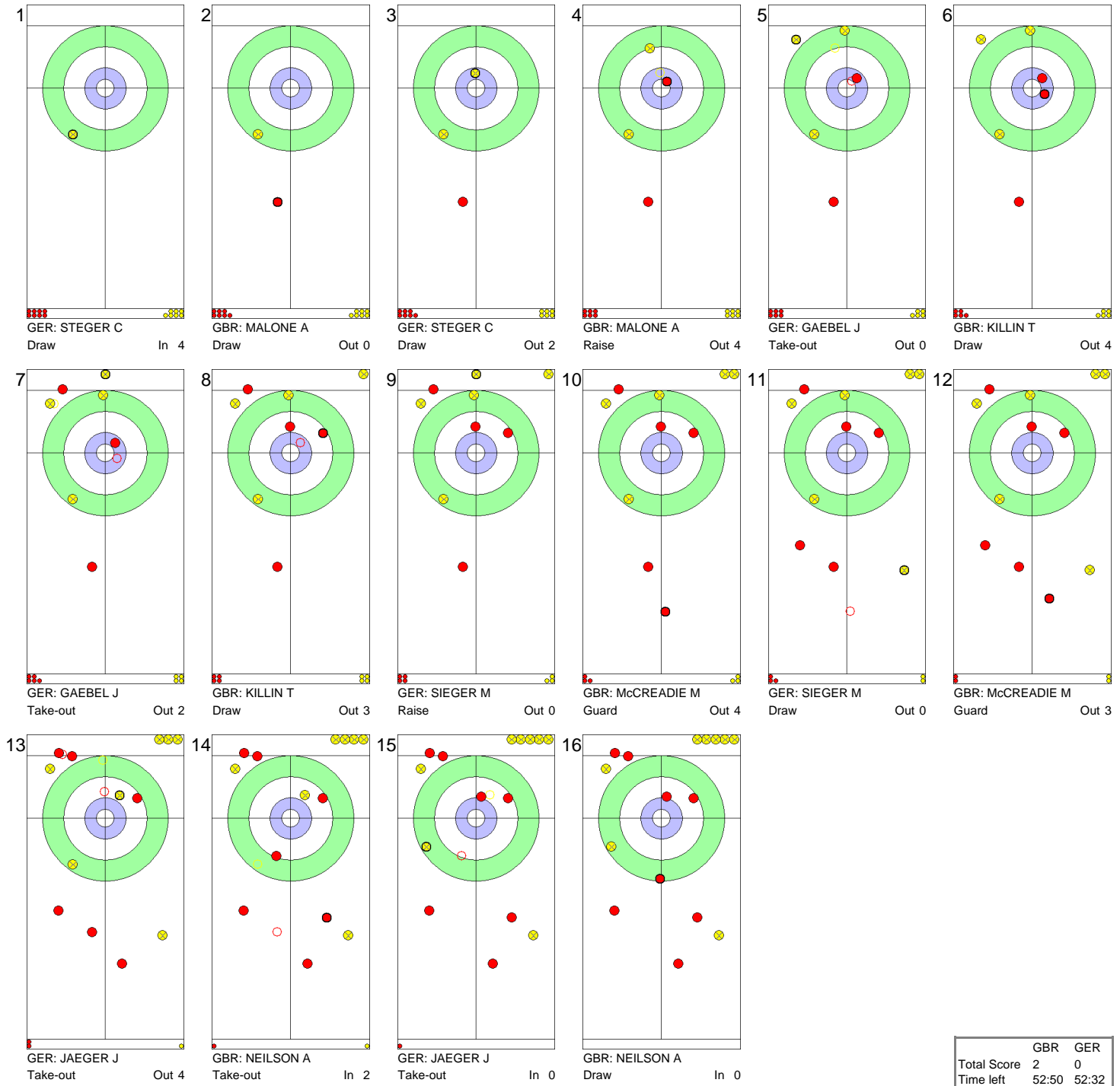
	GBR	GER
Total Score	0	0
Time left	61:01	61:08



**GAME - SHOT BY SHOT / DÉROULEMENT DE LA PARTIE**

TUE 16 MAR 2010 / MAR 16 MAR 2010 START TIME / DÉBUT 18:00

**GBR - Great Britain 0 + 2**      **GER - Germany 0 + 0**      **End 2**

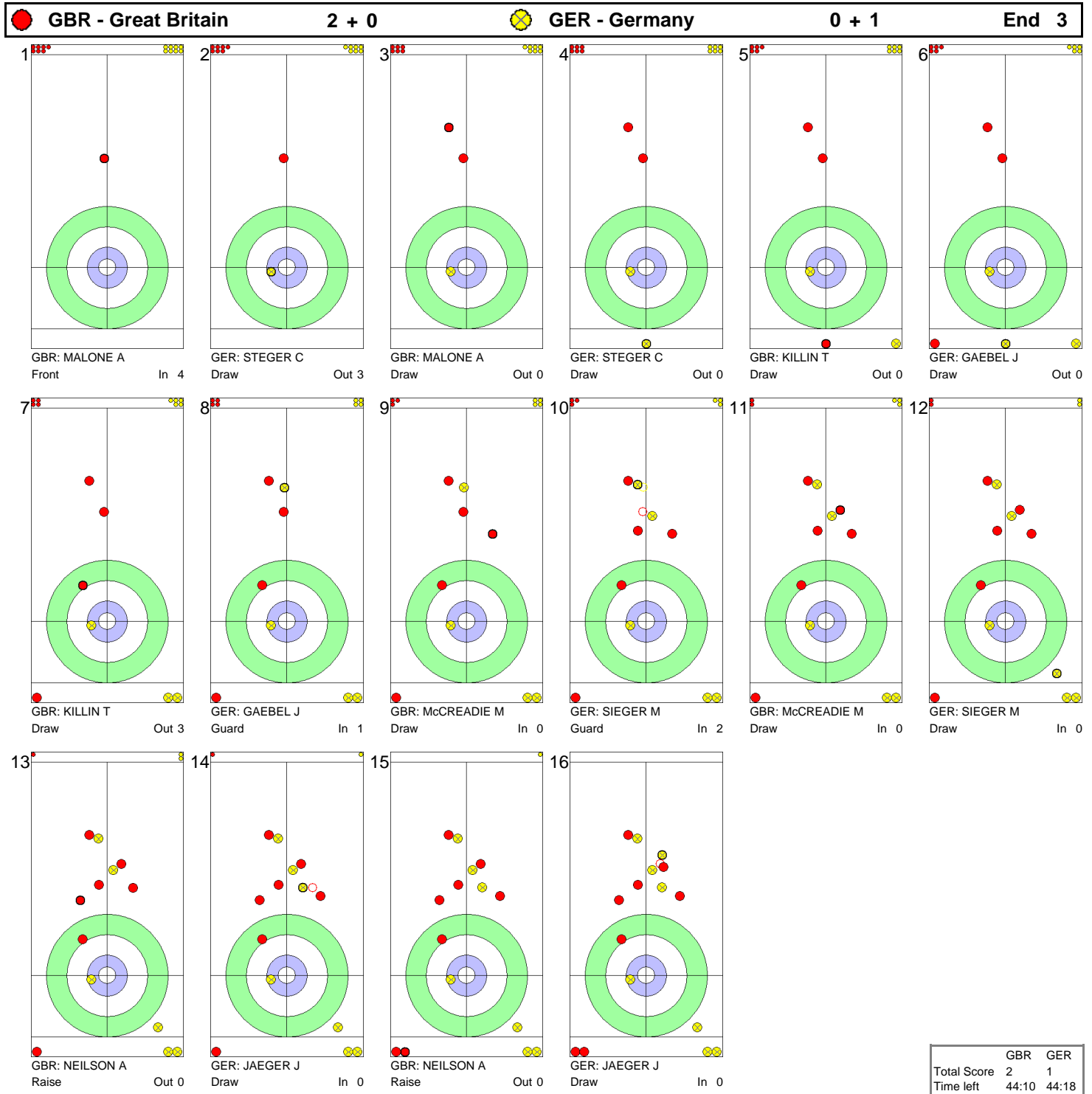


	GBR	GER
Total Score	2	0
Time left	52:50	52:32



## GAME - SHOT BY SHOT / DÉROULEMENT DE LA PARTIE

TUE 16 MAR 2010 / MAR 16 MAR 2010 START TIME / DÉBUT 18:00





**GAME - SHOT BY SHOT / DÉROULEMENT DE LA PARTIE**

TUE 16 MAR 2010 / MAR 16 MAR 2010 START TIME / DÉBUT 18:00

**● GBR - Great Britain 2 + 3 ● GER - Germany 1 + 0 End 4**



	GBR	GER
Total Score	5	1
Time left	35:18	36:20





**GAME - SHOT BY SHOT / DÉROULEMENT DE LA PARTIE**

TUE 16 MAR 2010 / MAR 16 MAR 2010 START TIME / DÉBUT 18:00

**GBR - Great Britain 5 + 0**      **GER - Germany 1 + 1**      **End 5**



	GBR	GER
Total Score	5	2
Time left	27:08	29:27



**GAME - SHOT BY SHOT / DÉROULEMENT DE LA PARTIE**

TUE 16 MAR 2010 / MAR 16 MAR 2010 START TIME / DÉBUT 18:00



**NOTES**  
Points:  
4 = 100%  
3 = 75%  
2 = 50%  
1 = 25%  
0 = 0%  
X = not considered  
  
Handle:  
In Clockwise  
Out Counter-clockwise



## SESSION RESULTS AND STANDINGS RÉSULTATS DE LA SESSION ET CLASSEMENT

TUE 16 MAR 2010 / MAR 16 MAR 2010 START TIME / DÉBUT 12:30

Sheet	Round	Team	LSFE	1	2	3	4	5	6	7	8	Extra	Ends	Total
B	6	CAN - Canada		1	0	2	5	1	6	X	X			15
	5	SUI - Switzerland	*	0	1	0	0	0	0	X	X			1
C	5	ITA - Italy		0	3	1	0	0	2	0	0			6
	5	GER - Germany	*	2	0	0	2	1	0	1	1			7
D	6	NOR - Norway	*	2	3	1	3	0	2	0	X			11
	5	JPN - Japan		0	0	0	0	2	0	1	X			3

### Standings After Round Robin Session 7

Rank	Team	Games	Wins	Losses
1	CAN - Canada	6	5	1
2	USA - United States of America	5	4	1
3	GER - Germany	5	3	2
3	KOR - Korea	5	3	2
5	NOR - Norway	6	3	3
6	ITA - Italy	5	2	3
6	SUI - Switzerland	5	2	3
6	SWE - Sweden	5	2	3
9	GBR - Great Britain	5	1	4
9	JPN - Japan	5	1	4

#### LEGEND

LSFE (\*) Last stone first end

X Unplayed/unfinished end due to concession



## SESSION REVIEW / SYNTHÈSE DE LA SESSION

TUE 16 MAR 2010 / MAR 16 MAR 2010 START TIME / DÉBUT 12:30

### Session 7: CAN 15-1 SUI, GER 7-6 ITA, NOR 11-3 JPN

VANCOUVER, Mar 16 - Near constant shouts of 'Let's go Canada, let's go' from bell-ringing, enthusiastic schoolchildren made for a noisy afternoon as Canada trounced Switzerland 15-1 in Session 7 of the Wheelchair Curling tournament at Vancouver Paralympic Centre on Tuesday.

#### CAN 15-1 SUI (Sheet B)

Canada came into Session 7 after suffering its first loss on Monday, against Sweden, while Switzerland had been boosted by a big win against Germany in Session 6.

Canada made a solid start in the first end by loading up the house and picking up a single point and the early lead. With every successful shot made by team Canada, the crowd erupted.

Switzerland scored one point in the second end but Canada was on target with most of its draws and hits in the third to score two points and take a 3-1 lead.

Canada built up a wall of stones at the back of the house in the fourth end. Switzerland Skip Manfred BOLLIGER (SUI) knocked a Canadian stone into the house to give up a huge steal of five points and an 8-1 lead to Canada.

Canada stole one in the fifth end to make it 9-1 and the trouble continued for Switzerland in the sixth as the team was unable to get anything going, resulting in a massive steal of six points for Canada. It was handshakes after that, making the final score 15-1.

The game statistics told the story. Canada shot 66 percent, nearly 30 points higher than Switzerland at 38 percent.

#### GER 7-6 ITA (Sheet C)

Italy came into Session 7 after having Monday evening off while Germany was looking to improve after its defeat against Switzerland in session 6.

With hammer, Germany hit for two points in the first end but Italy drew for three points in the second to take a 3-2 lead.

Most of the stones were in play in the third end, forcing a tough final shot for Germany skip Jens JAEGER (GER). He flashed his final stone, giving up a steal of one point and a 4-2 lead to Italy.

Germany came back with a deuce in the fourth end to level at 4-4 and after stealing one in the fifth, the Germans went 5-4 ahead.

Italy skip Andrea TABANELLI (ITA) found his four-foot draw weight in the sixth end to score two points and take the lead at 6-5.

In the seventh Germany found its draw weight to fill the house with stones and Italy missed its draws and hits until TABANELLI (ITA) made a takeout to hold Germany to a single point and a 6-6 tie.

In the eighth end, Italy crowded the house with stones, forcing Germany into hits. JAEGER (GER) made a great hit with his final stone to lie two in the four foot, forcing TABANELLI (ITA) into a double takeout attempt to score. He was only able to remove one German counter to give up a steal of one point and a 7-6 victory to Germany.



### NOR 11-3 JPN (Sheet D)

Norway wore a different pattern of coloured pants for Session 7. This time, team members donned the same red, white and blue argyle pattern worn by the Norwegian Olympic Men's team at the Vancouver 2010 Olympic Winter Games.

Japan changed the lineup for Session 7, substituting Aki OGAWA (JPN) for Takashi HIDAI (JPN) at the second position.

Norway Skip Rune LORENTSEN (NOR) made two good shots to pick up a deuce in the first end.

Facing four Norwegian stones, Japan skip Yoji NAKAJIMA (JPN) came up short with his last shot, giving up a steal of three points and a 5-0 lead to Norway after the second.

Norway stole another point in the third to widen the gap to 6-0 and in the fourth end, Japan was building up its stones in the house until a nice double takeout by Norway third Jostein STORDAHL (NOR). LORENTSEN (NOR) followed up with another double takeout. Japan missed its final shot and Norway picked up another steal of three points and a 9-0 lead.

Japan maintained its aggressive play in the fifth end, placing stone after stone in the house to pick up a deuce and make the score 9-2.

Norway drew for two points in the sixth to take an 11-2 lead and after picking up just a single point in the seventh end, Japan conceded the game, resulting in an 11-3 victory for Norway.

With the Session 7 victory, Canada is in first place with five wins and one loss.

Four teams - Great Britain, Korea, Sweden and USA - had the afternoon off. Those teams return to the ice in Session 8 on Tuesday evening.

In Session 8, the USA plays Sweden, Korea battles Italy, it's Switzerland against Japan and Great Britain against Germany. Canada and Norway have a bye in the evening Session.

Two players in the tournament celebrated their birthdays Tuesday. Great Britain skip Michael McCREADIE (GBR) turned 64 and Japan skip Yoji NAKAJIMA (JPN), 46.



## GAME RESULTS / RÉSULTATS DE LA PARTIE

TUE 16 MAR 2010 / MAR 16 MAR 2010 START TIME / DÉBUT 12:30

Sheet	Round	Team	LSFE	1	2	3	4	5	6	7	8	Extra Ends	Total
B	6	CAN - Canada		1	0	2	5	1	6	X	X		15
	5	SUI - Switzerland	*	0	1	0	0	0	0	X	X		1

CAN - Canada		Game	All
4 S	ARMSTRONG Jim	40 %	51 %
3	NEIGHBOUR Darryl	73 %	54 %
2	FORREST Ina	73 %	65 %
1	GAUDET Sonja	77 %	64 %
A	YIZEK Bruno	- %	- %
Team Total		66 %	59 %

SUI - Switzerland		Game	All
4 S	BOLLIGER Manfred	27 %	46 %
3	HUETTENMOSEER Claudia	21 %	42 %
2	MEYER Daniel	13 %	45 %
1	KEHRLI Anton	77 %	52 %
A	BIERI Martin	50 %	50 %
Team Total		38 %	46 %

Time remaining: 22 minutes 17 seconds

Last Stone Draw: 185.4 cm (out)

Time remaining: 22 minutes 13 seconds

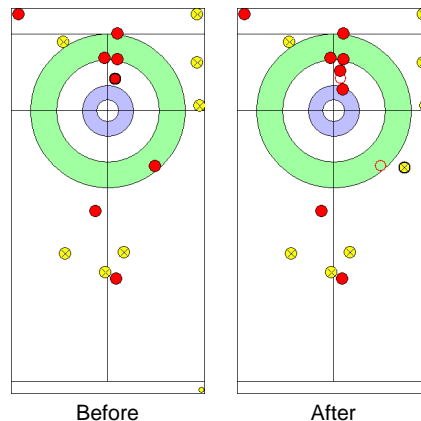
Last Stone Draw: 17.9 cm

Time-out: end 2, SUI-8

BIERI M replaced MEYER D at the beginning of end 5

### Most Important Shot:

After making several nice Draws, Canadian Skip ARMSTRONG J came deep on his final Draw to sit behind the tee line giving Swiss Skip BOLLIGER M an attempt to draw against 5. He was wide and heavy, and the shooter rolled away from the house. Canada stole 5 points, and took commanding control of the game.



End: 4  
Team: SUI  
Player: BOLLIGER M  
Stone: Fourth, 2nd stone  
Task: Draw  
Handle: Out-turn  
Points: 0%

● : CAN  
● : SUI

### NOTES

Team position and functions are attached to each team member's name as follows:  
4 = Fourth, 3 = Third, 2 = Second, 1 = Lead, A = Alternate, S = Skip



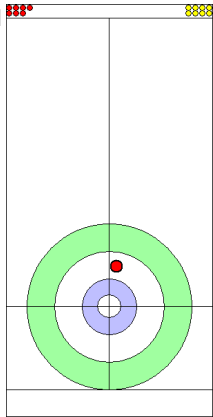
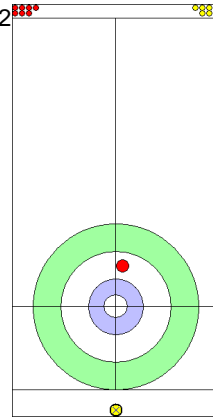
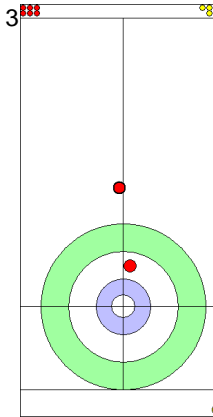
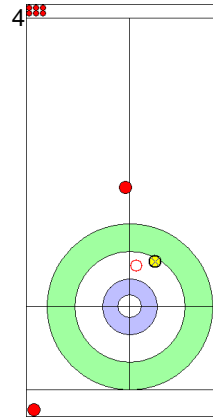
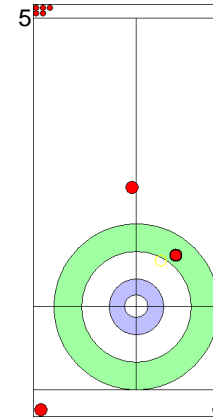
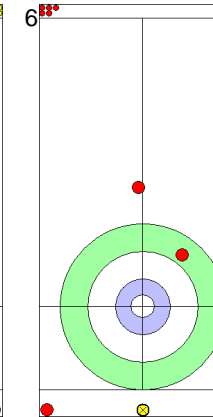
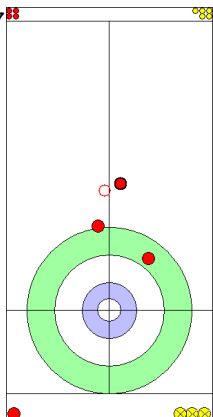
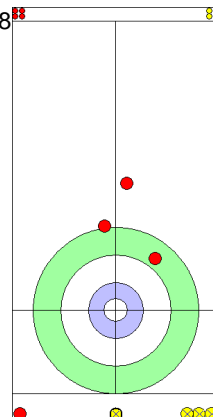
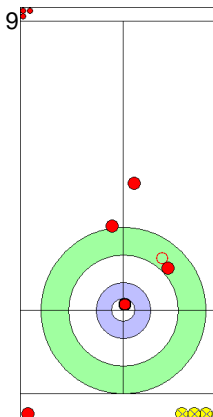
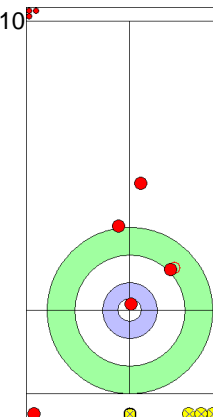
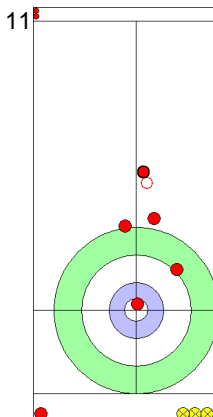
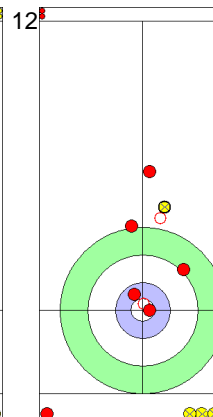
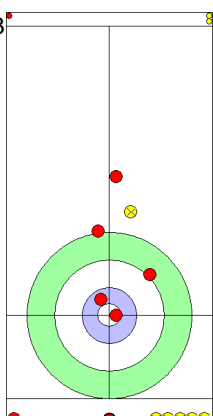
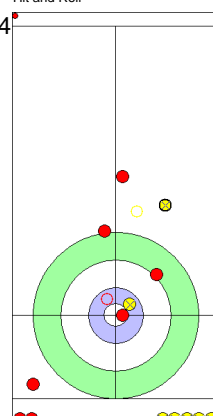
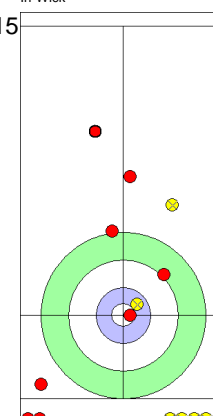
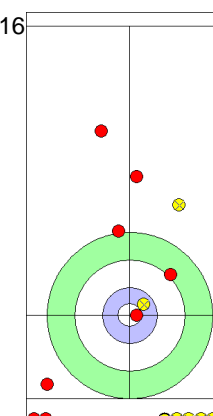
### LEGEND

LSFE (\*) Last stone first end X Unplayed/unfinished end due to concession



## GAME - SHOT BY SHOT / DÉROULEMENT DE LA PARTIE

TUE 16 MAR 2010 / MAR 16 MAR 2010 START TIME / DÉBUT 12:30

 <b>CAN - Canada</b>		0 + 1	 <b>SUI - Switzerland</b>		0 + 0	End 1
1						
	CAN: GAUDET S Draw	In 4				
2						
	SUI: KEHRLI A Take-out Hit and Roll	In 0				
3						
	CAN: GAUDET S Guard	In 2				
4						
	SUI: KEHRLI A Take-out	In 4				
5						
	CAN: FORREST I Take-out	In 4				
6						
	SUI: MEYER D Take-out	In 0				
7						
	CAN: FORREST I Raise	Out 3				
8						
	SUI: MEYER D Take-out Hit and Roll	In 0				
9						
	CAN: NEIGHBOUR D Wick/Softpeeling In-Wick	In 4				
10						
	SUI: HUETTENMOSER C Take-out	In 0				
11						
	CAN: NEIGHBOUR D Guard	In 4				
12						
	SUI: HUETTENMOSER C Take-out	In 0				
13						
	CAN: ARMSTRONG J Guard	Out 0				
14						
	SUI: BOLLIGER M Take-out Promotion Take-out	In 4				
15						
	CAN: ARMSTRONG J Guard	Out 0				
16						
	SUI: BOLLIGER M Take-out Promotion Take-out	In 0				

	CAN	SUI
Total Score	1	0
Time left	61:05	61:27



**GAME - SHOT BY SHOT / DÉROULEMENT DE LA PARTIE**

TUE 16 MAR 2010 / MAR 16 MAR 2010 START TIME / DÉBUT 12:30



	CAN	SUI
Total Score	1	1
Time left	53:41	52:30





## GAME - SHOT BY SHOT / DÉROULEMENT DE LA PARTIE

TUE 16 MAR 2010 / MAR 16 MAR 2010 START TIME / DÉBUT 12:30

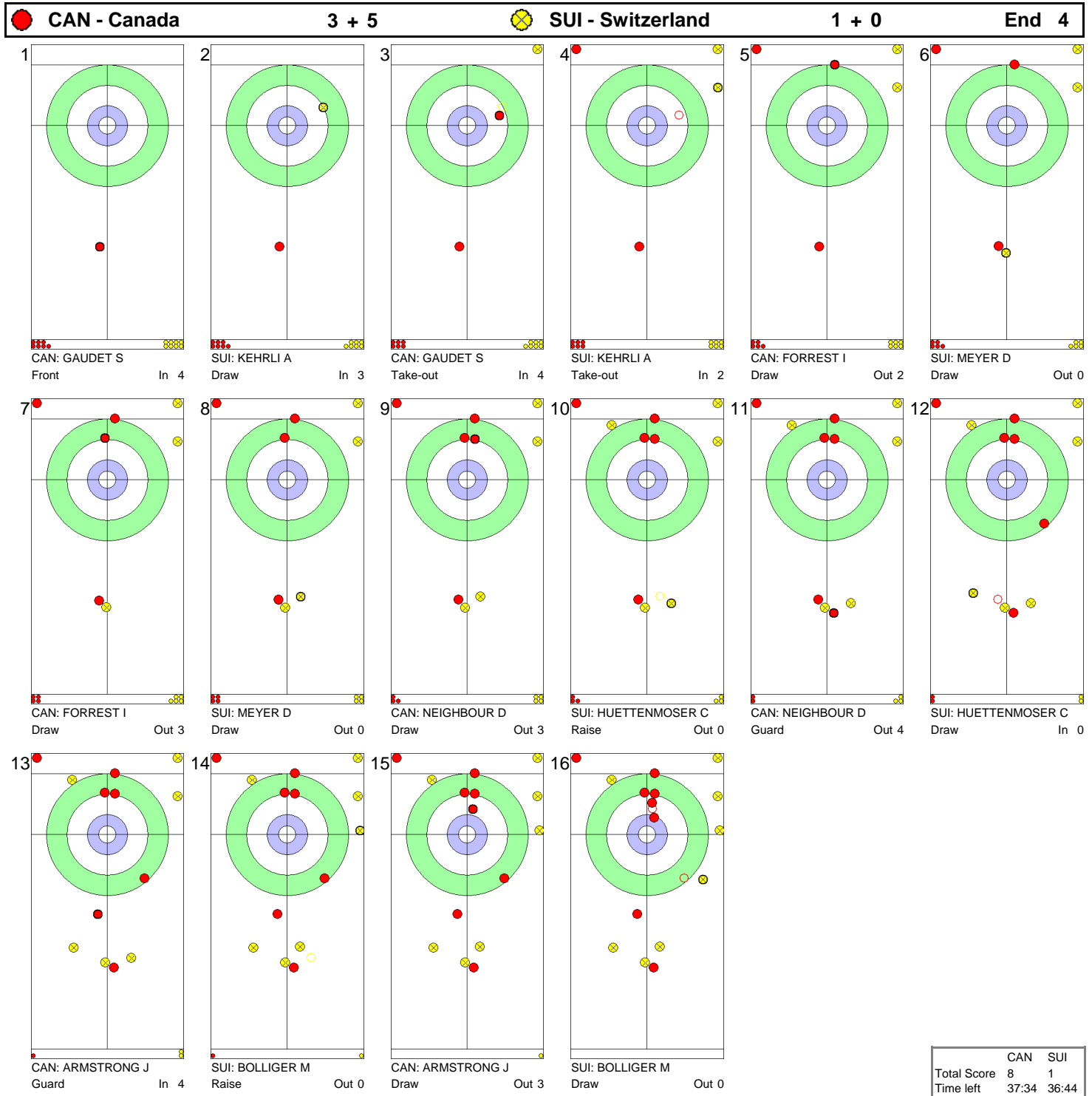


	CAN	SUI
Total Score	3	1
Time left	45:31	44:33



**GAME - SHOT BY SHOT / DÉROULEMENT DE LA PARTIE**

TUE 16 MAR 2010 / MAR 16 MAR 2010 START TIME / DÉBUT 12:30

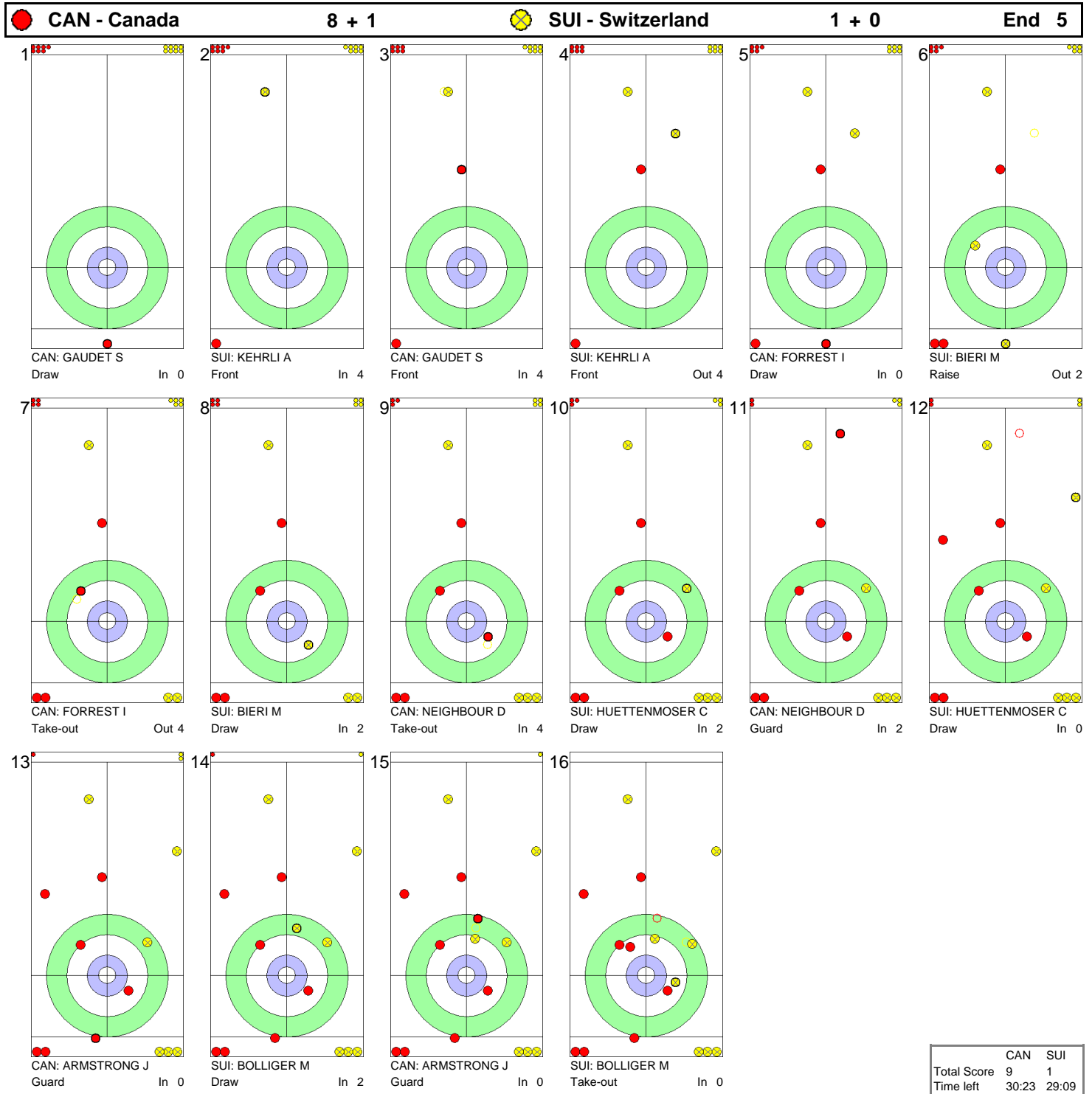


	CAN	SUI
Total Score	8	1
Time left	37:34	36:44



## GAME - SHOT BY SHOT / DÉROULEMENT DE LA PARTIE

TUE 16 MAR 2010 / MAR 16 MAR 2010 START TIME / DÉBUT 12:30

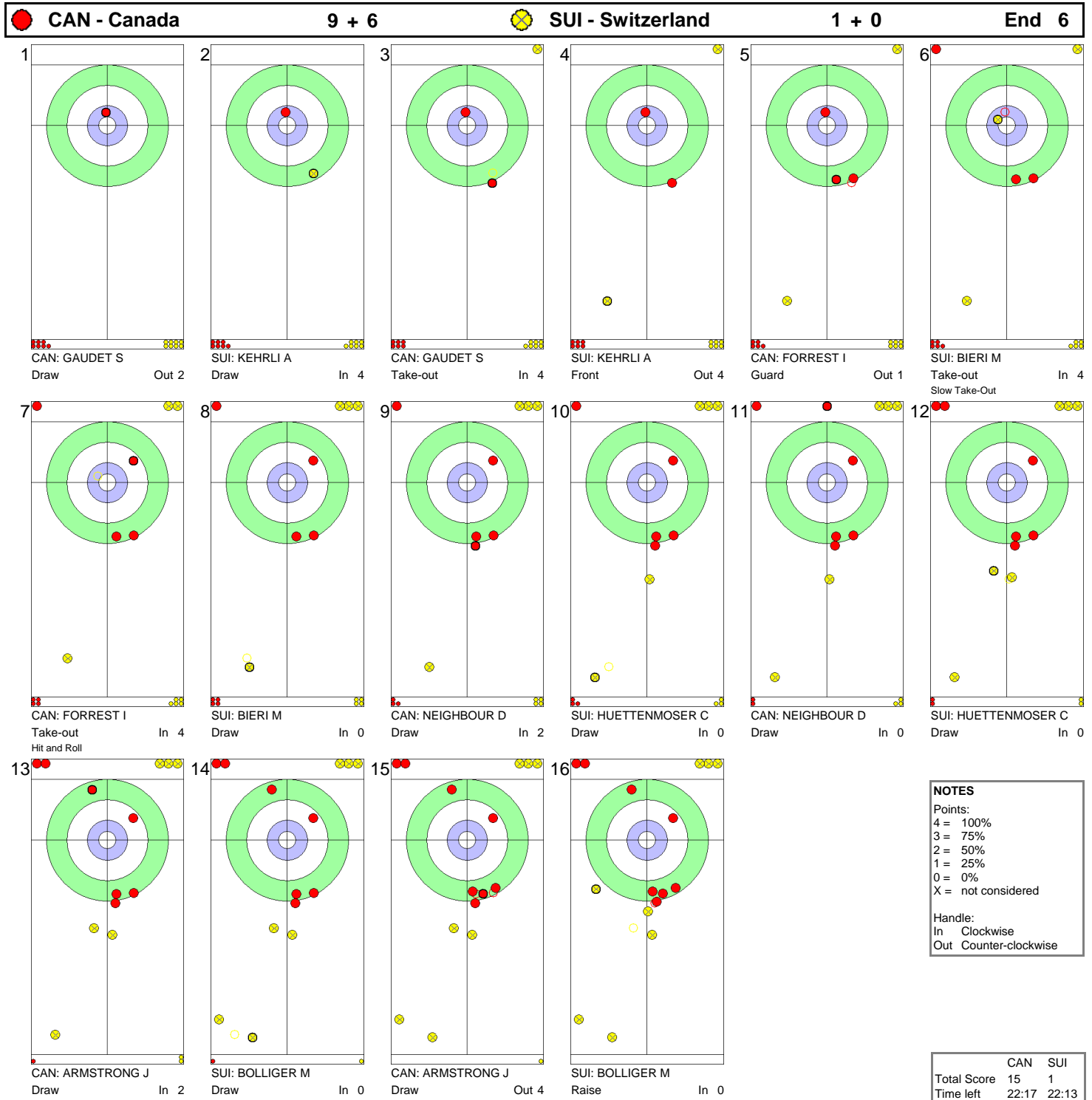


	CAN	SUI
Total Score	9	1
Time left	30:23	29:09



**GAME - SHOT BY SHOT / DÉROULEMENT DE LA PARTIE**

TUE 16 MAR 2010 / MAR 16 MAR 2010 START TIME / DÉBUT 12:30





## GAME RESULTS / RÉSULTATS DE LA PARTIE

TUE 16 MAR 2010 / MAR 16 MAR 2010 START TIME / DÉBUT 12:30

Sheet	Round	Team	LSFE	1	2	3	4	5	6	7	8	Extra Ends	Total
C	5	ITA - Italy		0	3	1	0	0	2	0	0		6
	5	GER - Germany	*	2	0	0	2	1	0	1	1		7

ITA - Italy		Game	All
4 S	TABANELLI Andrea	47 %	52 %
3	MARCHESE Egidio	56 %	69 %
2	DALLAPICCOLA Gabriele	44 %	65 %
1	MENARDI Angela	66 %	70 %
A	SPELORZI Emanuele	- %	70 %
Team Total		53 %	64 %

GER - Germany		Game	All
4 S	JAEGER Jens	38 %	53 %
3	SIEGER Marcus	47 %	45 %
2	GAEBEL Jens	44 %	59 %
1	STEGER Christiane	77 %	60 %
A	HOER Astrid	- %	- %
Team Total		51 %	54 %

Time remaining: 1 minute 46 seconds

Last Stone Draw: 185.4 cm (out)

Time-out: end 4, ITA-8

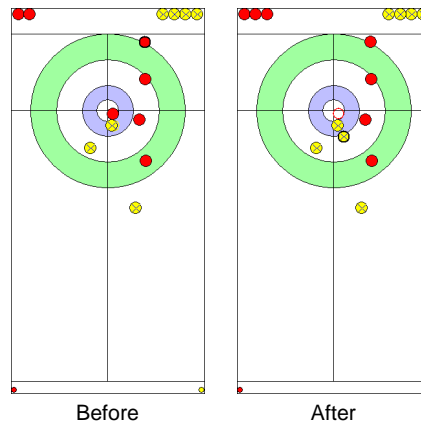
Time remaining: 2 minutes 8 seconds

Last Stone Draw: 113.4 cm

Time-out: end 3, GER-7

### Most Important Shot:

The German Skip JAEGER J made a promotional Take-out to remove Italy's stone on the button and stayed frozen to his shot stone. This set up a steal of one for the win, as it was almost impossible to remove both stones.



End: 8  
Team: GER  
Player: JAEGER J  
Stone: Fourth, 2nd stone  
Task: Take-out  
Handle: In-turn  
Points: 100%

● : ITA  
● : GER

### NOTES

Team position and functions are attached to each team member's name as follows:  
4 = Fourth, 3 = Third, 2 = Second, 1 = Lead, A = Alternate, S = Skip

### LEGEND

LSFE (\*) Last stone first end



## GAME - SHOT BY SHOT / DÉROULEMENT DE LA PARTIE

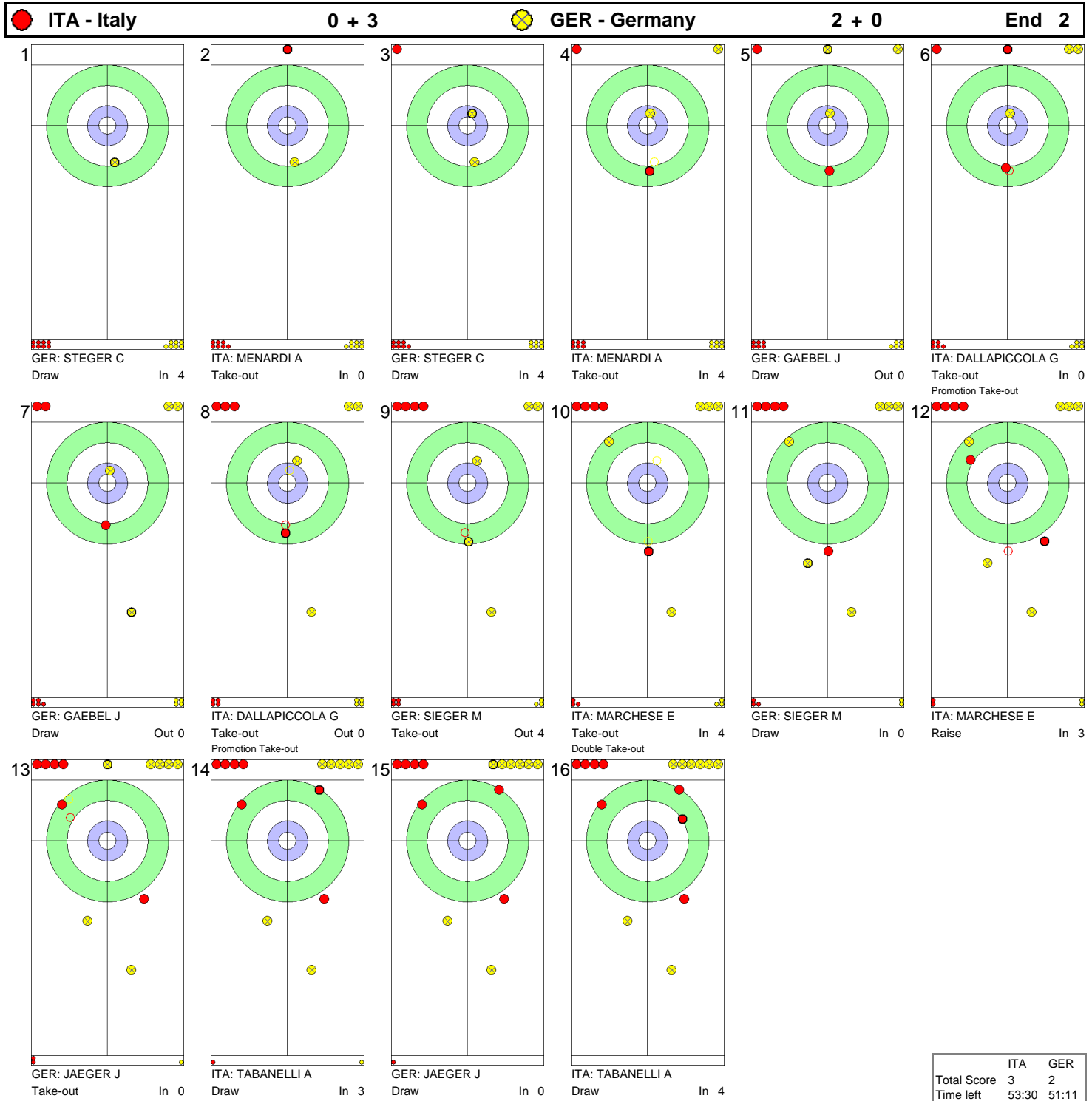
TUE 16 MAR 2010 / MAR 16 MAR 2010 START TIME / DÉBUT 12:30





**GAME - SHOT BY SHOT / DÉROULEMENT DE LA PARTIE**

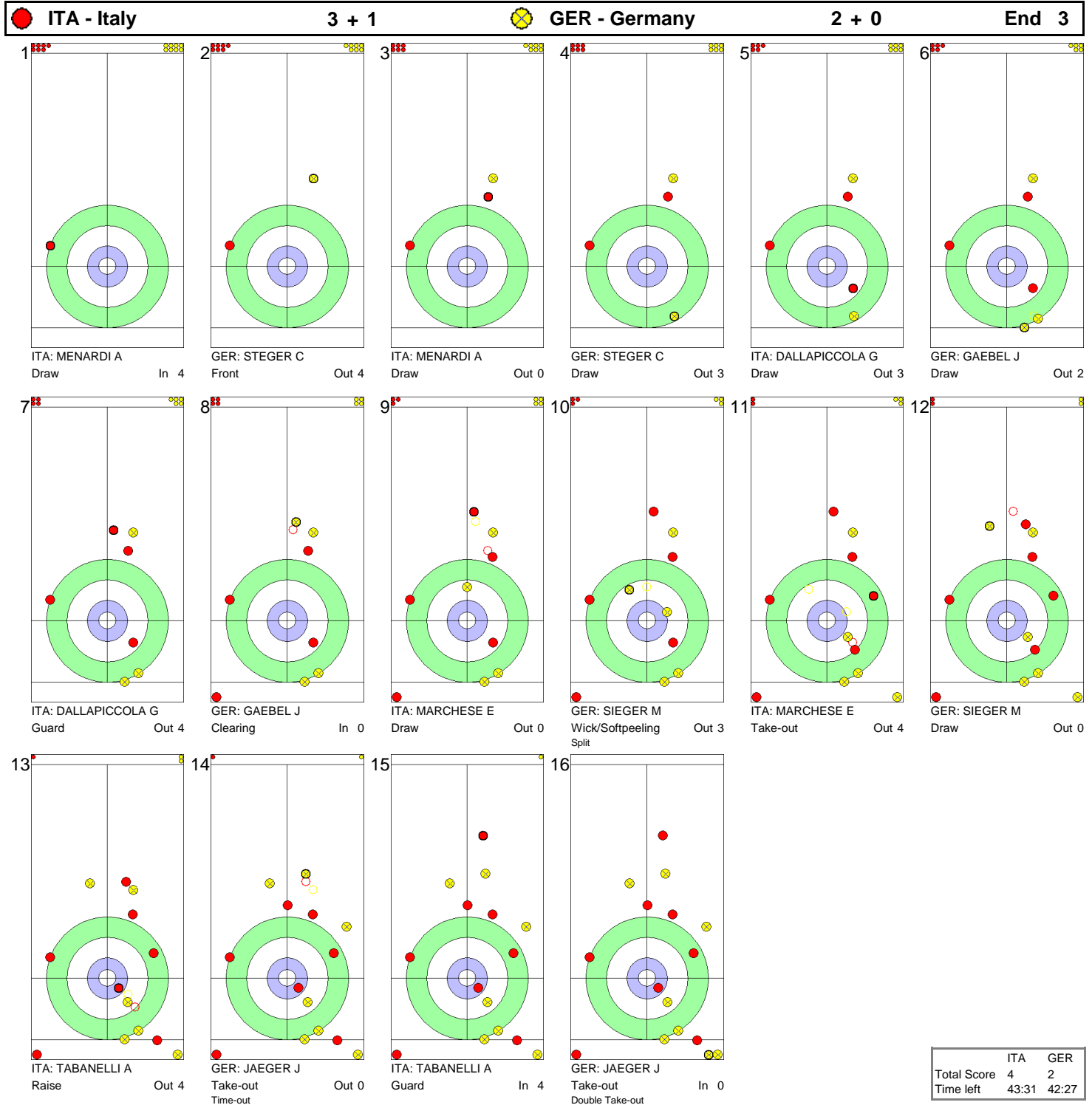
TUE 16 MAR 2010 / MAR 16 MAR 2010 START TIME / DÉBUT 12:30





GAME - SHOT BY SHOT / DÉROULEMENT DE LA PARTIE

TUE 16 MAR 2010 / MAR 16 MAR 2010 START TIME / DÉBUT 12:30







**GAME - SHOT BY SHOT / DÉROULEMENT DE LA PARTIE**

TUE 16 MAR 2010 / MAR 16 MAR 2010 START TIME / DÉBUT 12:30

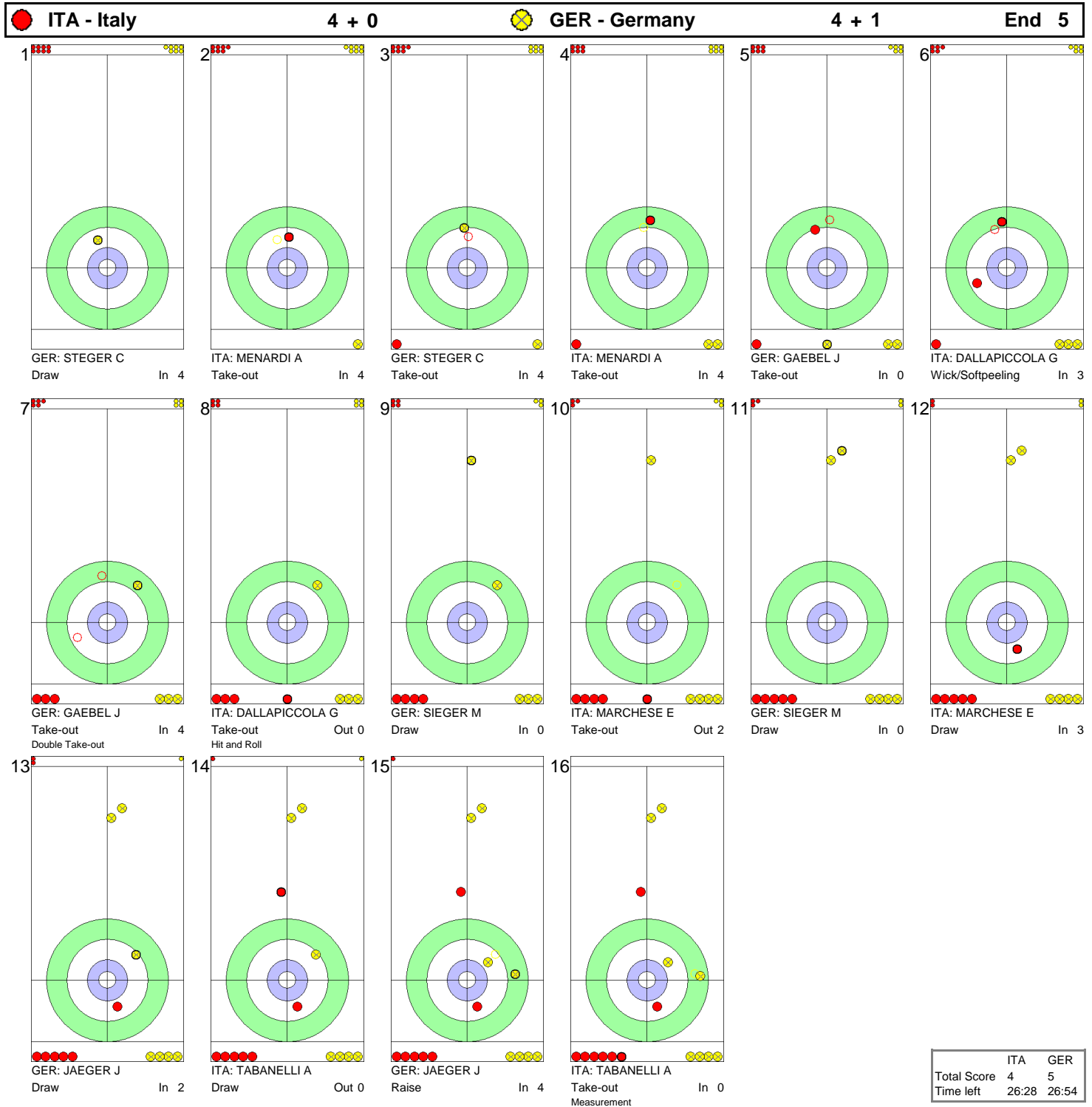


	ITA	GER
Total Score	4	4
Time left	35:42	33:47



**GAME - SHOT BY SHOT / DÉROULEMENT DE LA PARTIE**

TUE 16 MAR 2010 / MAR 16 MAR 2010 START TIME / DÉBUT 12:30

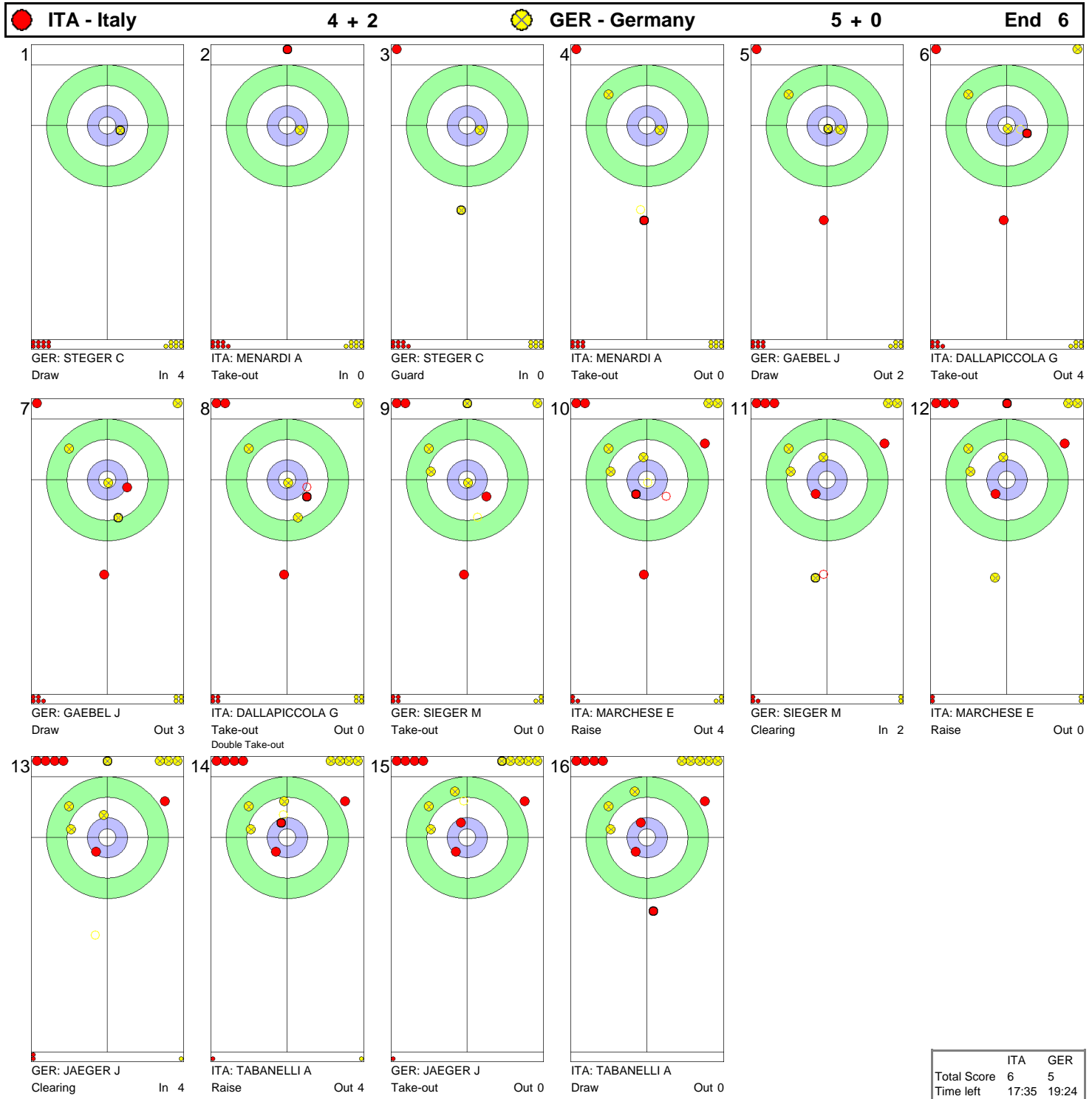


	ITA	GER
Total Score	4	5
Time left	26:28	26:54



**GAME - SHOT BY SHOT / DÉROULEMENT DE LA PARTIE**

TUE 16 MAR 2010 / MAR 16 MAR 2010 START TIME / DÉBUT 12:30



	ITA	GER
Total Score	6	5
Time left	17:35	19:24



## GAME - SHOT BY SHOT / DÉROULEMENT DE LA PARTIE

TUE 16 MAR 2010 / MAR 16 MAR 2010 START TIME / DÉBUT 12:30

● **ITA - Italy**      **6 + 0**      ● **GER - Germany**      **5 + 1**      **End 7**



	ITA	GER
Total Score	6	6
Time left	09:00	09:29



**GAME - SHOT BY SHOT / DÉROULEMENT DE LA PARTIE**

TUE 16 MAR 2010 / MAR 16 MAR 2010 START TIME / DÉBUT 12:30

● ITA - Italy		6 + 0		● GER - Germany		6 + 1		End 8			
1		2		3		4		5		6	
GER: STEGER C Front	In 4	ITA: MENARDI A Draw	In 4	GER: STEGER C Take-out	In 0	ITA: MENARDI A Draw	In 4	GER: GAEBEL J Draw	Out 4	ITA: DALLAPICCOLA G Guard	In 2
7		8		9		10		11		12	
GER: GAEBEL J Raise	In 0	ITA: DALLAPICCOLA G Draw	In 4	GER: SIEGER M Take-out	In 0	ITA: MARCHESE E Draw	In 4	GER: SIEGER M Take-out	In 4	ITA: MARCHESE E Guard	In 1
13		14		15		16					
GER: JAEGER J Take-out	In 1	ITA: TABANELLI A Guard	In 0	GER: JAEGER J Take-out Promotion Take-out	In 4	ITA: TABANELLI A Take-out	In 1				

**NOTES**

Points:  
 4 = 100%  
 3 = 75%  
 2 = 50%  
 1 = 25%  
 0 = 0%  
 X = not considered

Handle:  
 In Clockwise  
 Out Counter-clockwise

	ITA	GER
Total Score	6	7
Time left	01:46	02:08



## GAME RESULTS / RÉSULTATS DE LA PARTIE

TUE 16 MAR 2010 / MAR 16 MAR 2010 START TIME / DÉBUT 12:30

Sheet	Round	Team	LSFE	1	2	3	4	5	6	7	8	Extra Ends	Total
D	6	NOR - Norway	*	2	3	1	3	0	2	0	X		11
	5	JPN - Japan		0	0	0	0	2	0	1	X		3

NOR - Norway		Game	All
4 S	LORENTSEN Rune	54 %	47 %
3	STORDAHL Jostein	71 %	56 %
2	SKOGSTAD Geir Arne	46 %	52 %
1	TYSTAD Lene	41 %	57 %
A	SAMDAL Anne Mette	- %	55 %
Team Total		53 %	53 %

JPN - Japan		Game	All
4 S	NAKAJIMA Yoji	25 %	40 %
3	ICHIKAWA Katsuo	50 %	52 %
2	OGAWA Aki	48 %	42 %
1	SAITOH Ayako	54 %	70 %
A	HIDAI Takashi	- %	39 %
Team Total		44 %	51 %

Time remaining: 10 minutes 24 seconds

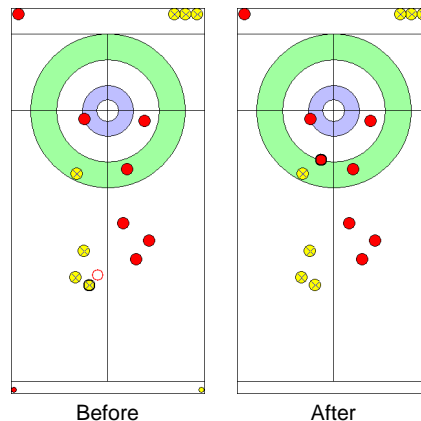
Last Stone Draw: 33.6 cm

Time remaining: 8 minutes 55 seconds

Last Stone Draw: 185.4 cm (out)

### Most Important Shot:

The Norwegian Skip LORENTSEN R draws into the rings perfectly with his last stone. The Japanese Skip NAKAJIMA Y attempts to take this stone out but is unsuccessful, giving Norway a steal of three and total control of the game.



End: 2  
Team: NOR  
Player: LORENTSEN R  
Stone: Fourth, 2nd stone  
Task: Draw  
Handle: Out-turn  
Points: 100%

● : NOR  
● : JPN

### NOTES

Team position and functions are attached to each team member's name as follows:  
4 = Fourth, 3 = Third, 2 = Second, 1 = Lead, A = Alternate, S = Skip

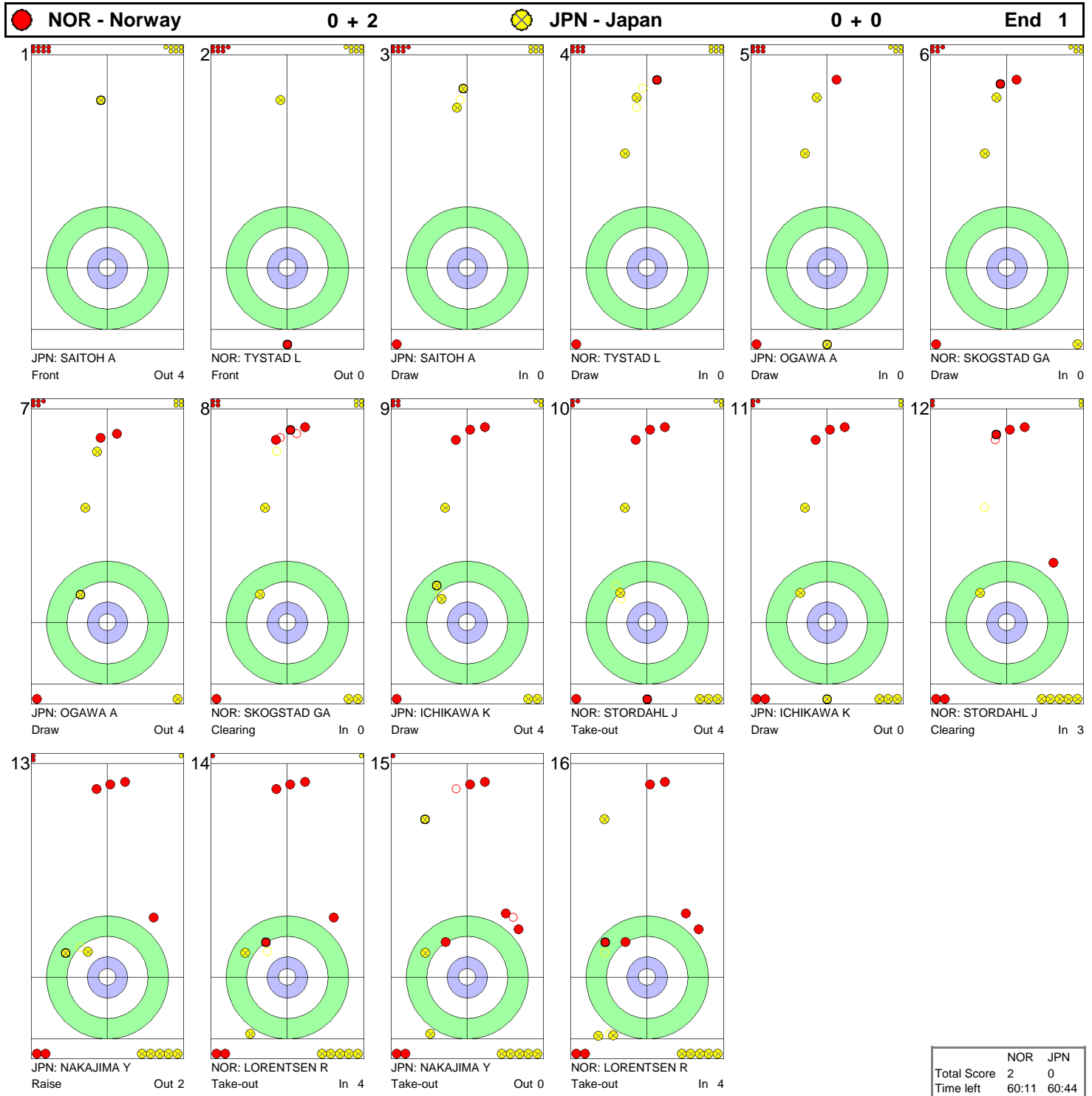
### LEGEND

LSFE (\*) Last stone first end X Unplayed/unfinished end due to concession



## GAME - SHOT BY SHOT / DÉROULEMENT DE LA PARTIE

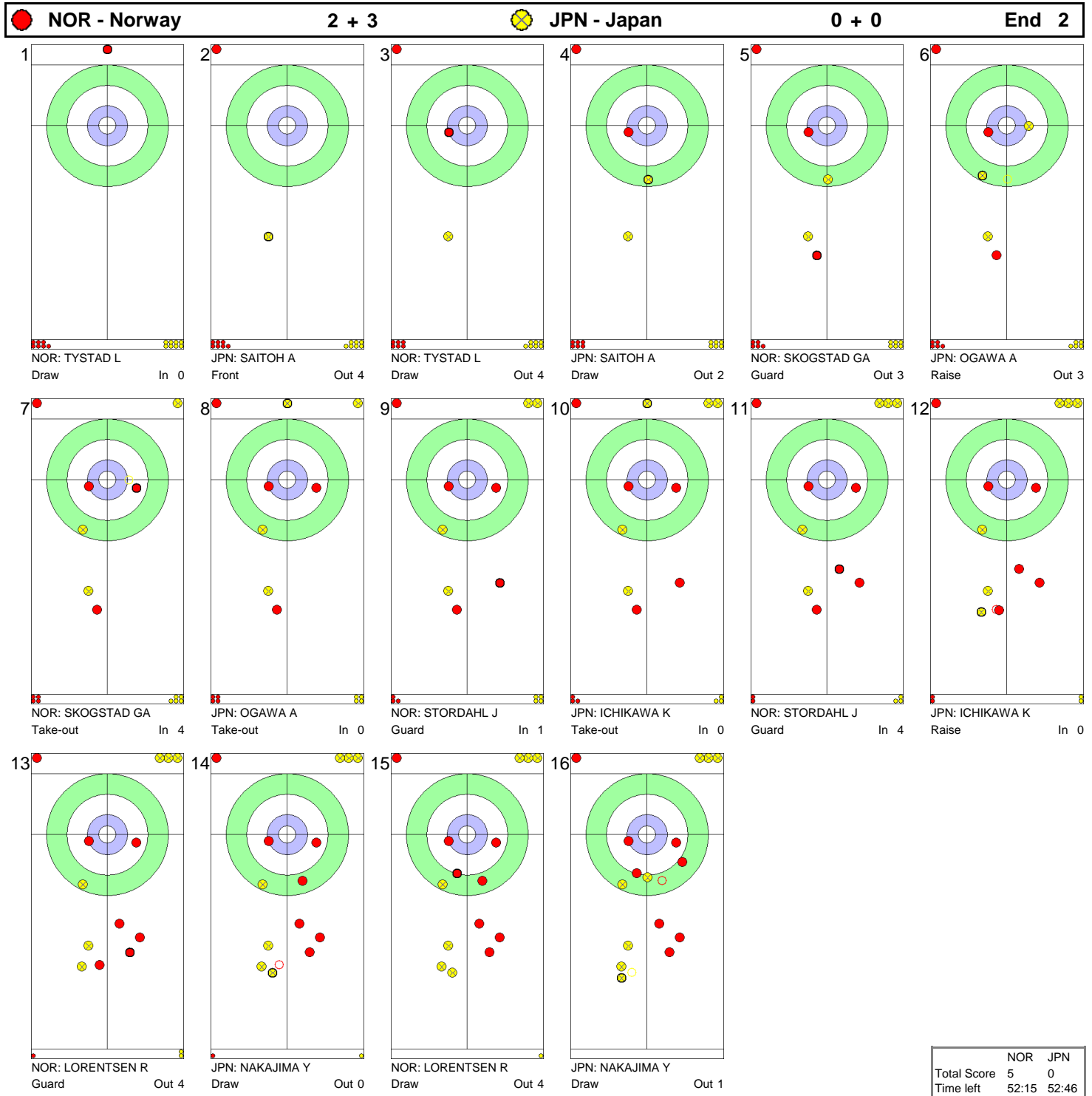
TUE 16 MAR 2010 / MAR 16 MAR 2010 START TIME / DÉBUT 12:30





**GAME - SHOT BY SHOT / DÉROULEMENT DE LA PARTIE**

TUE 16 MAR 2010 / MAR 16 MAR 2010 START TIME / DÉBUT 12:30



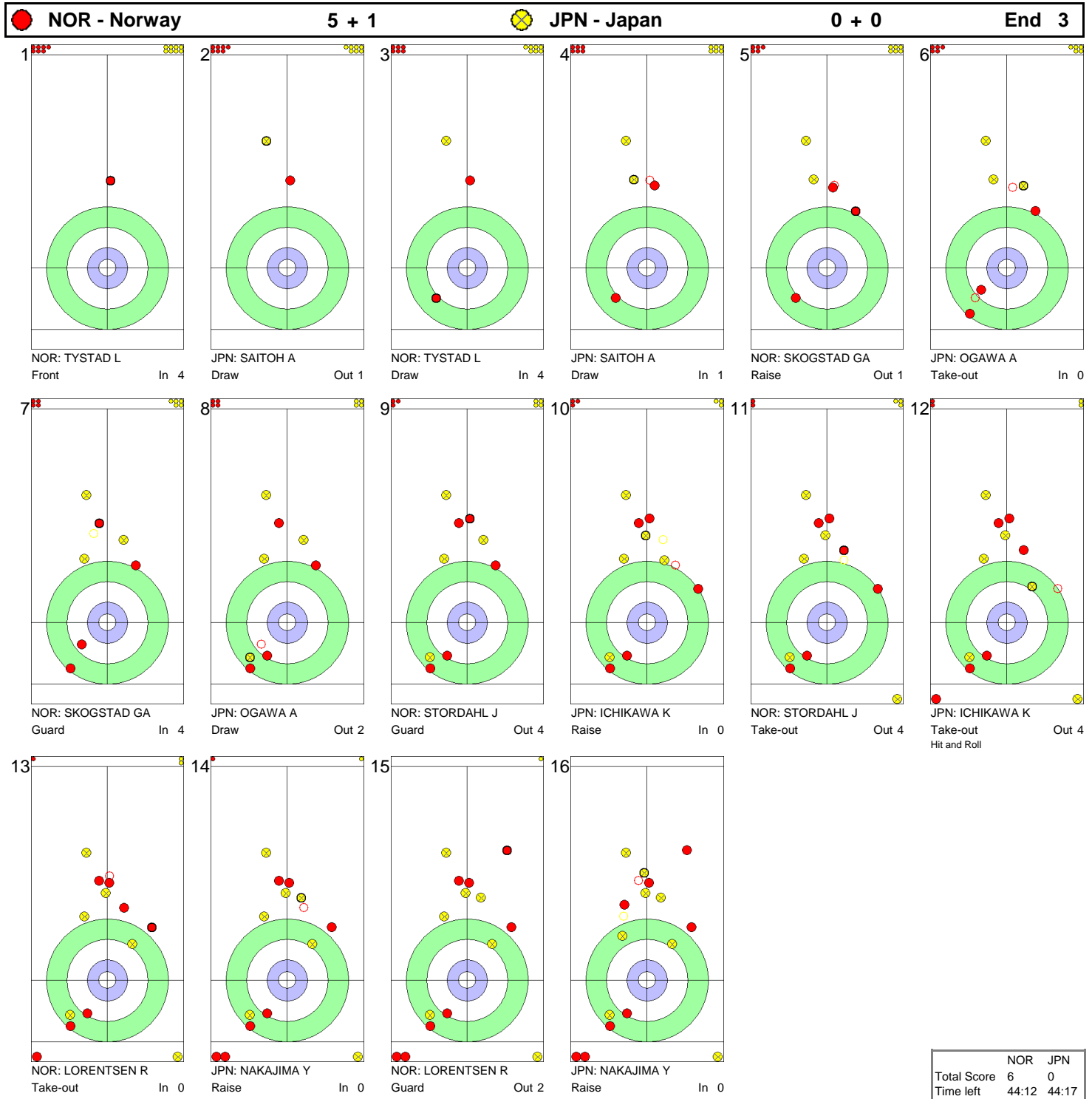
	NOR	JPN
Total Score	5	0
Time left	52:15	52:46





## GAME - SHOT BY SHOT / DÉROULEMENT DE LA PARTIE

TUE 16 MAR 2010 / MAR 16 MAR 2010 START TIME / DÉBUT 12:30





## GAME - SHOT BY SHOT / DÉROULEMENT DE LA PARTIE

TUE 16 MAR 2010 / MAR 16 MAR 2010 START TIME / DÉBUT 12:30

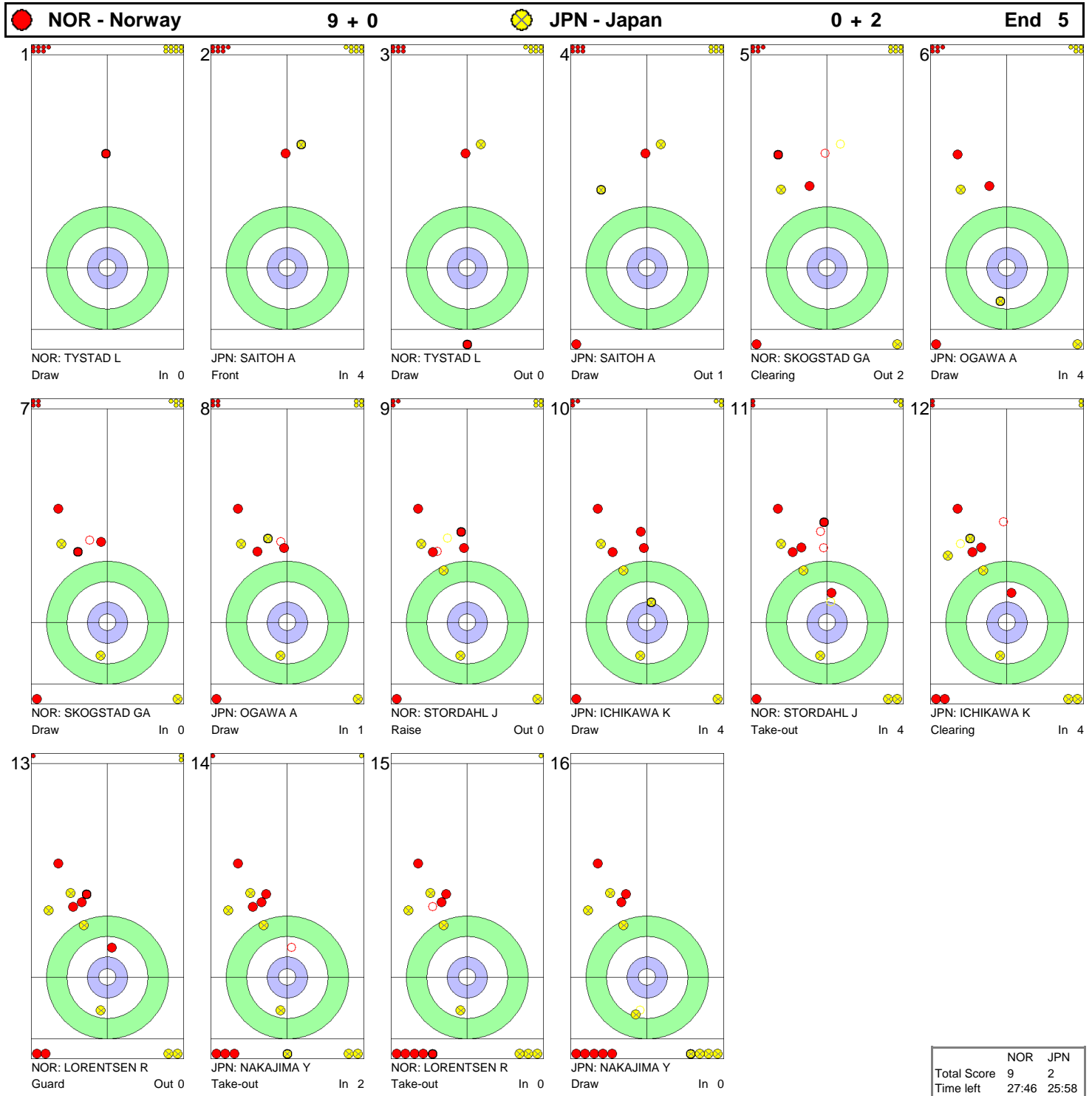


	NOR	JPN
Total Score	9	0
Time left	35:53	34:52



## GAME - SHOT BY SHOT / DÉROULEMENT DE LA PARTIE

TUE 16 MAR 2010 / MAR 16 MAR 2010 START TIME / DÉBUT 12:30





## GAME - SHOT BY SHOT / DÉROULEMENT DE LA PARTIE

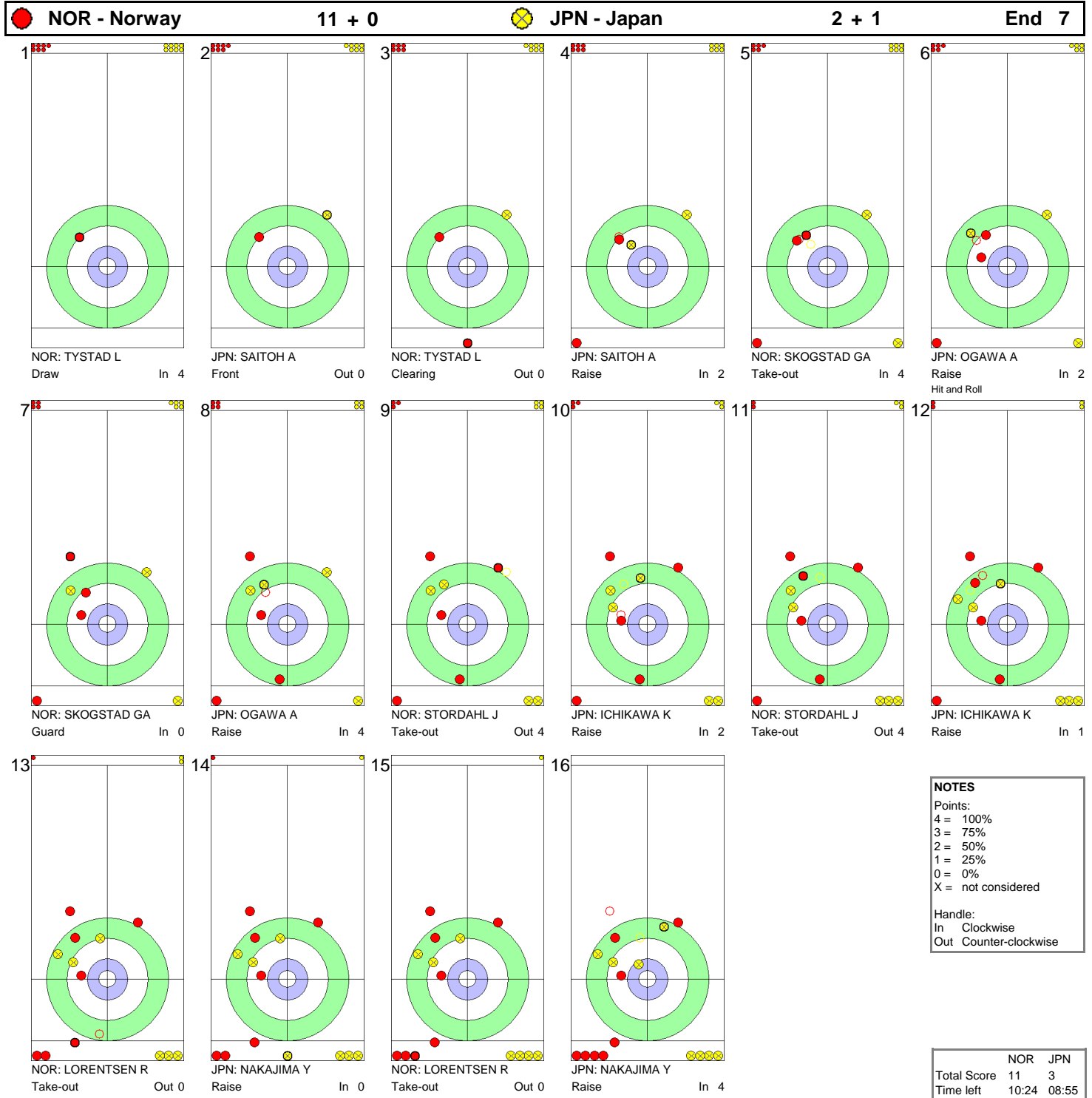
TUE 16 MAR 2010 / MAR 16 MAR 2010 START TIME / DÉBUT 12:30





## GAME - SHOT BY SHOT / DÉROULEMENT DE LA PARTIE

TUE 16 MAR 2010 / MAR 16 MAR 2010 START TIME / DÉBUT 12:30





## SESSION RESULTS AND STANDINGS RÉSULTATS DE LA SESSION ET CLASSEMENT

MON 15 MAR 2010 / LUN 15 MAR 2010 START TIME / DÉBUT 18:00

Sheet	Round	Team	LSFE	1	2	3	4	5	6	7	8	Extra	Ends	Total
A	4	GER - Germany	*	1	0	1	0	0	1	0	0			3
	4	SUI - Switzerland		0	1	0	1	1	0	3	3			9
B	5	GBR - Great Britain		0	0	0	2	0	2	0	3	0		7
	5	USA - United States of America	*	1	1	3	0	1	0	1	0	1		8
C	5	KOR - Korea		0	0	0	1	0	3	2	0			6
	5	NOR - Norway	*	3	3	1	0	1	0	0	1			9
D	5	SWE - Sweden		2	0	0	2	3	1	0	X			8
	5	CAN - Canada	*	0	2	1	0	0	0	1	X			4

### Standings After Round Robin Session 6

Rank	Team	Games	Wins	Losses
1	CAN - Canada	5	4	1
1	USA - United States of America	5	4	1
3	KOR - Korea	5	3	2
4	GER - Germany	4	2	2
4	ITA - Italy	4	2	2
4	SUI - Switzerland	4	2	2
7	NOR - Norway	5	2	3
7	SWE - Sweden	5	2	3
9	JPN - Japan	4	1	3
10	GBR - Great Britain	5	1	4

#### LEGEND

LSFE (\*) Last stone first end



## SESSION REVIEW / SYNTHÈSE DE LA SESSION

MON 15 MAR 2010 / LUN 15 MAR 2010 START TIME / DÉBUT 18:00

### Session 6: SUI 9-3 GER, USA 8-7 GBR, NOR 9-6 KOR, SWE 8-4 CAN

VANCOUVER, Mar 15 - The USA scored a dramatic extra-end victory over Great Britain, while Canada lost its first game in Session 6 of the Wheelchair Curling tournament at Vancouver Paralympic Centre on Monday.

#### SUI 9-3 GER (Sheet A)

Both teams had the afternoon off with byes in Session 5.

With lots of rocks in play in the first end, Germany skip Jens JAEGER (GER) failed to remove a pair of Swiss stones with his last rock, settling for a single point.

The second end was also complicated, resulting in Switzerland picking up one point to tie the game 1-1.

Germany scored one point in the third end to take the lead 2-1.

Switzerland drew for a single point in the fourth end to tie the game at 2-2.

In the fourth end, JAEGER (GER) was heavy with his last rock to give up a steal of one point to Switzerland.

Germany scored one point to tie the game at 3-3 in the sixth end.

In the seventh end, Switzerland skip Manfred BOLLIGER (SUI) was on target with his final rock, making a hit to score three points and take a 6-3 lead.

Switzerland kept on the attack in the eighth end, picking up a steal of three points for a 9-3 victory.

#### USA 8 -7 GBR (Sheet B)

The teams came into the evening session with opposite records, with the USA at three wins and one loss and Great Britain with just one win and three losses.

The game provided plenty of excitement, complicated play and the first extra end of the tournament.

With hammer, the USA hit for a single point in the first end and stole a point in the second end.

The USA stole another three points in the third end to lead 5-0.

Great Britain scored two points in the fourth end to make the score 5-2.

In the fifth end, Great Britain placed three stones in the four foot, forcing a difficult hit through a port for USA skip Augusto PEREZ (USA). He had the perfect line and weight to remove a Great Britain counter and score a single point for a 6-2 lead.

Great Britain fourth-stone thrower Aileen NEILSEN (GBR) made a great hit through a hole to remove a USA stone in the back of the four foot to score two points and make the score 6-4 after six ends.

In the seventh end, PEREZ (USA) made a draw against three Great Britain stones to score a single point and make the score 7-4.

Great Britain came back in the eighth end to score three points and tie the game 7-7, forcing an extra end.

In the ninth end, Great Britain made draws and hits to load up the house and force the USA into difficult shots.



Facing three Great Britain counters with his final stone, PEREZ (USA) rubbed off a Great Britain stone in the four foot to score a point and an 8-7 win.

### **NOR 9-6 KOR (Sheet C)**

Korea won its afternoon game in Session 5, against Great Britain, while Norway lost its game with Sweden.

In Session 6, Norway played a great first end drawing for three points.

Norway kept up the pressure placing stone after stone in the house to create trouble for Korea throughout the second end. Korea skip Haksung KIM (KOR) only managed to pick one Norwegian counter off the four-foot with his last shot, leaving a steal of three points and a 6-0 lead for Norway.

Norway skip Rune LORENTSEN (NOR) made a angle raise to the four-foot behind cover with his last stone, leaving Korea with a difficult shot to score. KIM (KOR) flashed his last rock resulting in another steal of one point and a 7-0 lead for Norway.

Korea got on the scoreboard with a single point in the fourth end to make the score 7-1, but Norway extended its lead to 8-1 by scoring a single point in the fifth end.

Korea scored three points in the sixth end to reduce the gap to 8-4.

Korea stole two points in the seventh end to make the score 8-6, but Norway scored a single point in the eighth end to win 9-6.

### **SWE 8-4 CAN (Sheet D)**

This game was a re-match of last year's Gold medal game at the world Curling championship. In 2009, Canada trounced Sweden 9-2 at Vancouver Paralympic Centre.

It was payback time in Session 6 for Sweden, which scored a big win against Canada.

In the first end, Sweden loaded up the house with stones, while Canada missed a number of takeouts, giving up a steal of two points to Sweden.

In the second end, the front of the house became crowded but Canadian skip Jim ARMSTRONG (CAN) found a path to the house, getting by a guard with his last shot to score two points to even the game at 2-2.

Mistakes by both teams led to a steal of one point for Canada in the third end.

In the fourth end, ARMSTRONG (CAN) raised one of his stones into the house behind cover with his last rock. But Sweden fourth-stone thrower Glenn IKONEN (SWE) came back with a raise takeout to score two points and take a 4-3 lead.

Sweden found its draw weight in the fifth end, placing a number of stones in the house. Mistakes by Canada through the end resulted in a steal of three and a 7-3 lead.

Canada stepped up its offence, crowding the house with stones in the fifth end, but it was Sweden stealing one point and taking an 8-3 lead when ARMSTRONG (CAN) missed both of his shots.

ARMSTRONG (CAN) drew for a single point in the seventh end to make the score 8-4.

Sweden ran Canada out of rocks in the eight end for the victory.

With the win by the USA and the loss by Canada, both teams are now tied on top of the standings with 4-1 records.

Italy and Japan had the evening off. They return to the ice for Session 7 on Tuesday, March 16 at 12:30. Session 7 features three games: Canada plays Switzerland, Italy faces Germany and Norway takes on Japan. Four teams, Great Britain, Korea, Switzerland and the USA have the afternoon off.





## GAME RESULTS / RÉSULTATS DE LA PARTIE

MON 15 MAR 2010 / LUN 15 MAR 2010 START TIME / DÉBUT 18:00

Sheet	Round	Team	LSFE	1	2	3	4	5	6	7	8	Extra Ends	Total
A	4	GER - Germany	*	1	0	1	0	0	1	0	0		3
	4	SUI - Switzerland		0	1	0	1	1	0	3	3		9

GER - Germany		Game	All
4 S	JAEGER Jens	52 %	57 %
3	SIEGER Marcus	38 %	44 %
2	GAEBEL Jens	48 %	63 %
1	STEGER Christiane	48 %	56 %
A	HOER Astrid	- %	- %
Team Total		46 %	55 %

SUI - Switzerland		Game	All
4 S	BOLLIGER Manfred	58 %	50 %
3	HUETTENMOSEER Claudia	67 %	46 %
2	MEYER Daniel	52 %	50 %
1	KEHRLI Anton	50 %	47 %
A	BIERI Martin	- %	- %
Team Total		57 %	48 %

Time remaining: 1 minute 25 seconds

Last Stone Draw: 74.7 cm

Time-out: end 6, GER-7

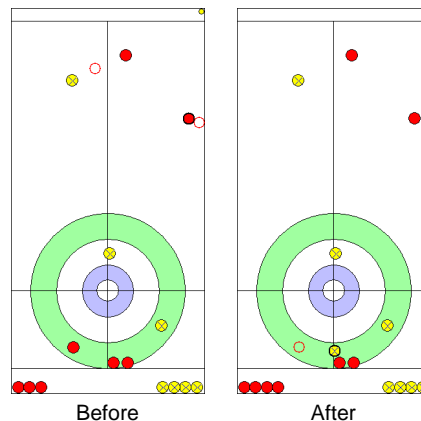
Time remaining: 2 minutes 43 seconds

Last Stone Draw: 129.3 cm

Time-out: end 5, SUI-8

### Most Important Shot:

The Swiss Skip BOLLIGER M threw a Take-out with his last stone to score three giving him a commanding lead in the game.



End: 7  
Team: SUI  
Player: BOLLIGER M  
Stone: Fourth, 2nd stone  
Task: Take-out  
Handle: In-turn  
Points: 100%

● : GER  
● : SUI

### NOTES

Team position and functions are attached to each team member's name as follows:  
4 = Fourth, 3 = Third, 2 = Second, 1 = Lead, A = Alternate, S = Skip

### LEGEND

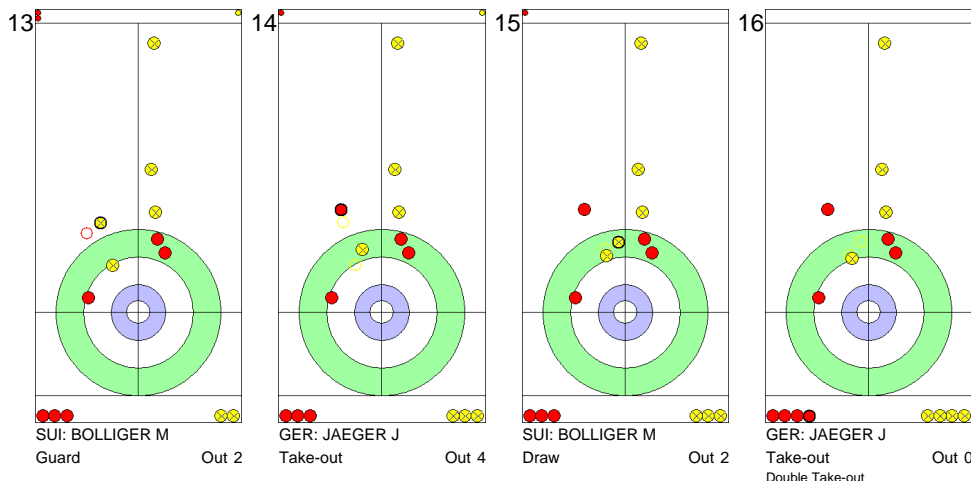
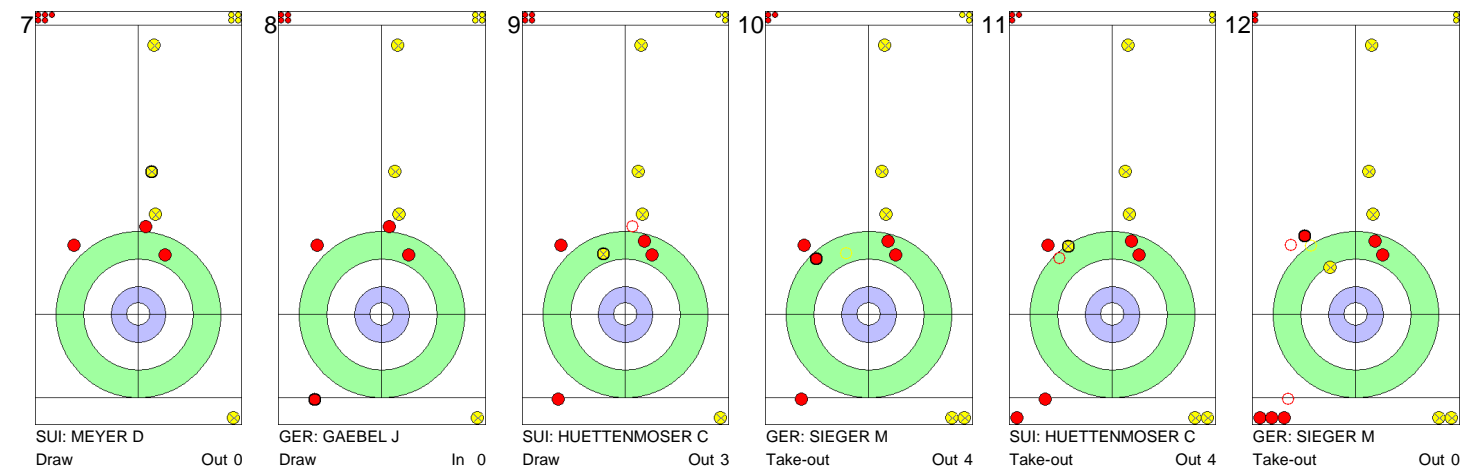
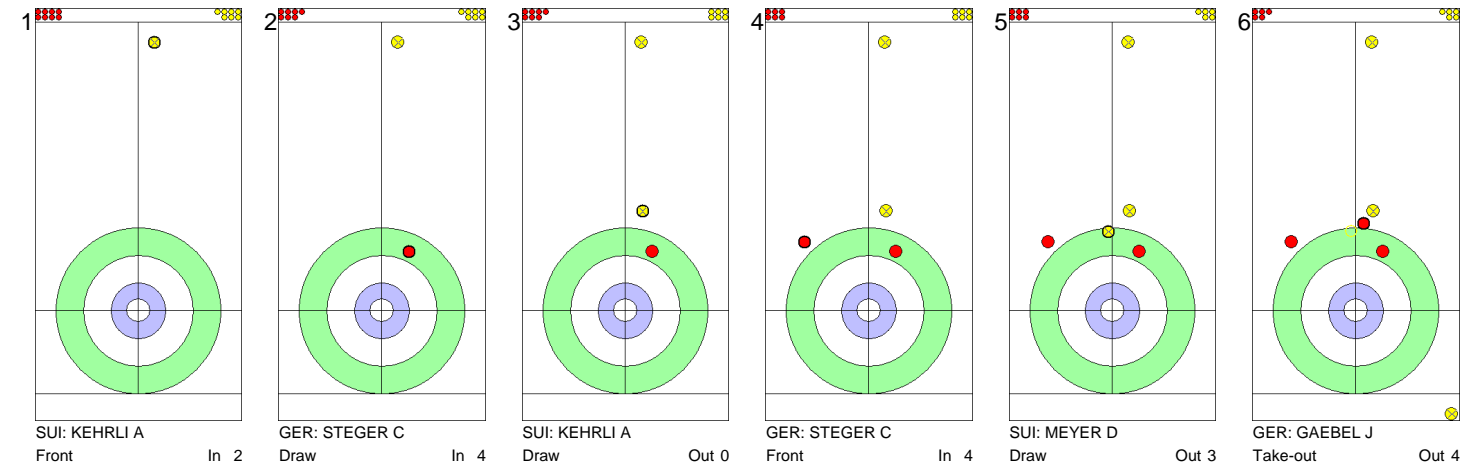
LSFE (\*) Last stone first end



## GAME - SHOT BY SHOT / DÉROULEMENT DE LA PARTIE

MON 15 MAR 2010 / LUN 15 MAR 2010 START TIME / DÉBUT 18:00

● **GER - Germany**      **0 + 1**     
 ● **SUI - Switzerland**      **0 + 0**     
 **End 1**



	GER	SUI
Total Score	1	0
Time left	59:09	60:14



**GAME - SHOT BY SHOT / DÉROULEMENT DE LA PARTIE**

MON 15 MAR 2010 / LUN 15 MAR 2010 START TIME / DÉBUT 18:00

**GER - Germany**      **1 + 0**      **SUI - Switzerland**      **0 + 1**      **End 2**

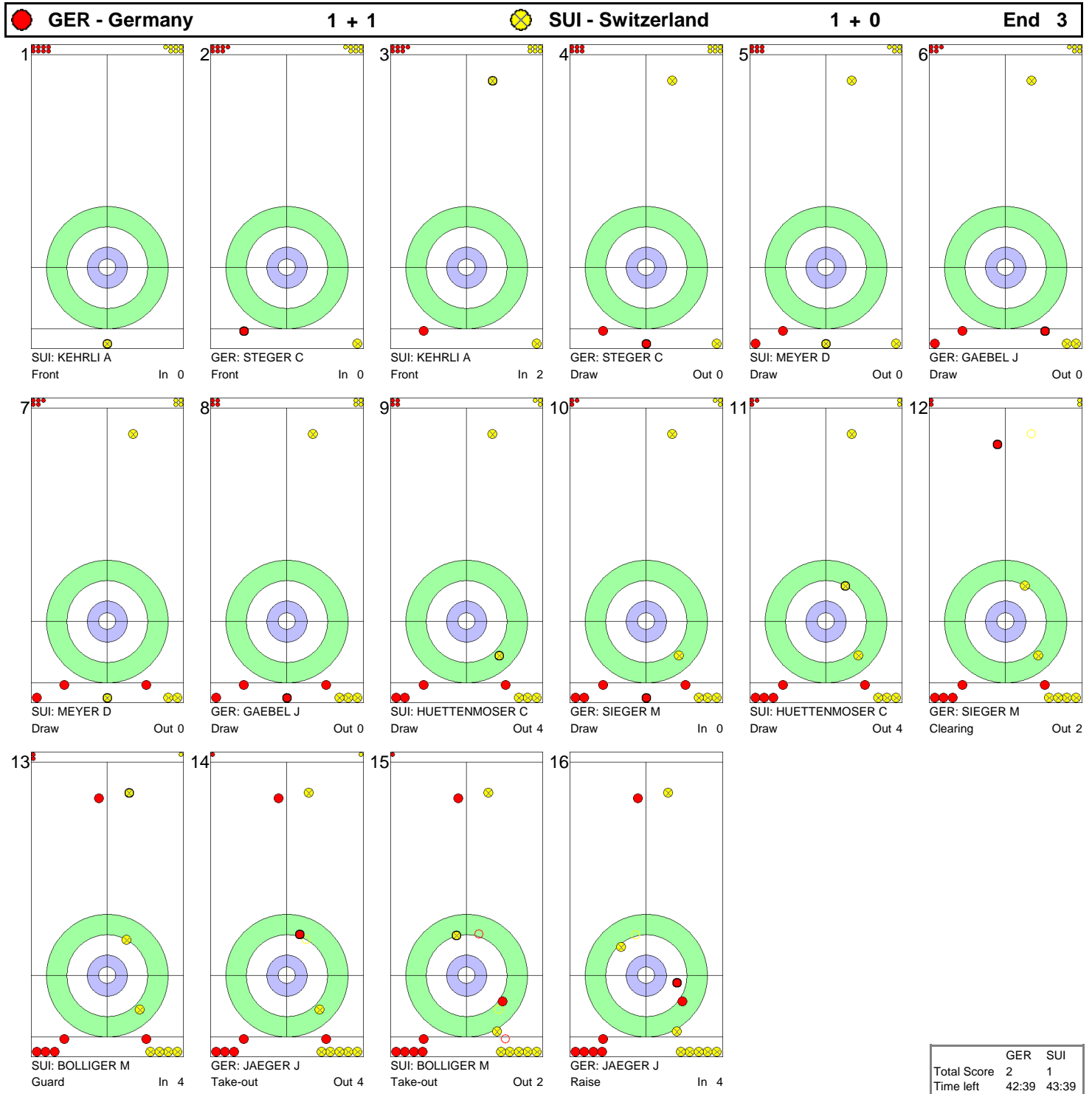


	GER	SUI
Total Score	1	1
Time left	50:52	50:38



## GAME - SHOT BY SHOT / DÉROULEMENT DE LA PARTIE

MON 15 MAR 2010 / LUN 15 MAR 2010 START TIME / DÉBUT 18:00





**GAME - SHOT BY SHOT / DÉROULEMENT DE LA PARTIE**

MON 15 MAR 2010 / LUN 15 MAR 2010 START TIME / DÉBUT 18:00

**GER - Germany 2 + 0**      **SUI - Switzerland 1 + 1**      **End 4**

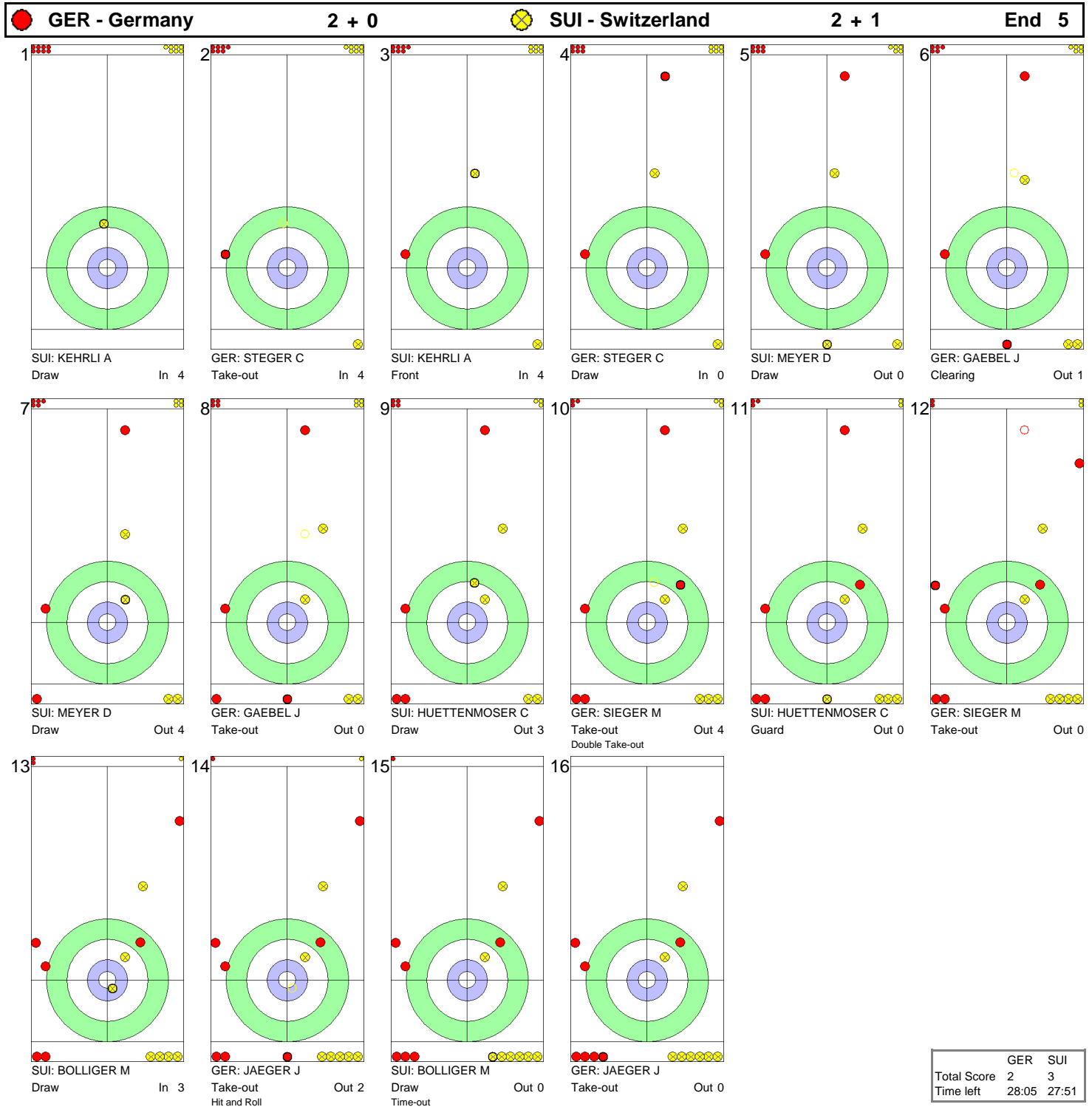


	GER	SUI
Total Score	2	2
Time left	35:02	35:34



**GAME - SHOT BY SHOT / DÉROULEMENT DE LA PARTIE**

MON 15 MAR 2010 / LUN 15 MAR 2010 START TIME / DÉBUT 18:00

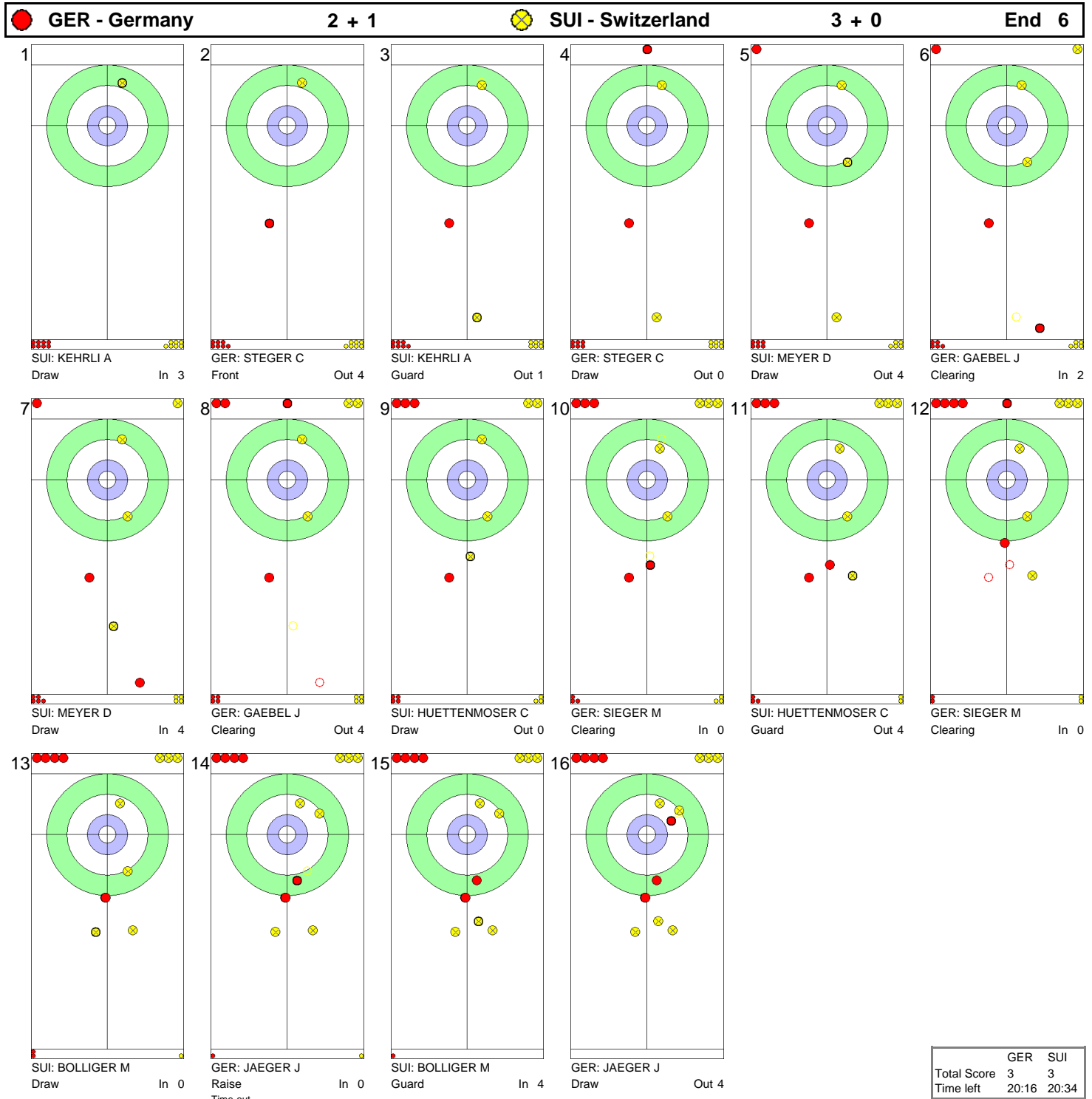


	GER	SUI
Total Score	2	3
Time left	28:05	27:51



**GAME - SHOT BY SHOT / DÉROULEMENT DE LA PARTIE**

MON 15 MAR 2010 / LUN 15 MAR 2010 START TIME / DÉBUT 18:00





## GAME - SHOT BY SHOT / DÉROULEMENT DE LA PARTIE

MON 15 MAR 2010 / LUN 15 MAR 2010 START TIME / DÉBUT 18:00







**GAME - SHOT BY SHOT / DÉROULEMENT DE LA PARTIE**

MON 15 MAR 2010 / LUN 15 MAR 2010 START TIME / DÉBUT 18:00

**GER - Germany 3 + 0**      **SUI - Switzerland 6 + 3**      **End 8**



**NOTES**  
Points:  
4 = 100%  
3 = 75%  
2 = 50%  
1 = 25%  
0 = 0%  
X = not considered  
Handle:  
In Clockwise  
Out Counter-clockwise

	GER	SUI
Total Score	3	9
Time left	01:25	02:43



## GAME RESULTS / RÉSULTATS DE LA PARTIE

MON 15 MAR 2010 / LUN 15 MAR 2010 START TIME / DÉBUT 18:00

Sheet	Round	Team	LSFE	1	2	3	4	5	6	7	8	Extra Ends	Total
B	5	GBR - Great Britain		0	0	0	2	0	2	0	3	0	7
	5	USA - United States of America	*	1	1	3	0	1	0	1	0	1	8

GBR - Great Britain		Game	All
4	NEILSON Aileen	56 %	48 %
3 S	McCREADIE Michael	68 %	56 %
2	KILLIN Tom	50 %	59 %
1	MALONE Angie	60 %	65 %
A	SELLAR Jim	- %	- %
Team Total		58 %	57 %

USA - United States of America		Game	All
4 S	PEREZ Augusto	53 %	56 %
3	McDONALD Patrick	44 %	51 %
2	PIERCE Jim	50 %	61 %
1	KAPINOWSKI Jacqui	78 %	72 %
A	JOSEPH Jimmy	- %	34 %
Team Total		56 %	59 %

Time remaining: 3 minutes 41 seconds  
Time remaining: 1 minute 2 seconds (after extra end)

Last Stone Draw: 185.4 cm (out)

Time-out: end 8, GBR-6; end 9, GBR-4

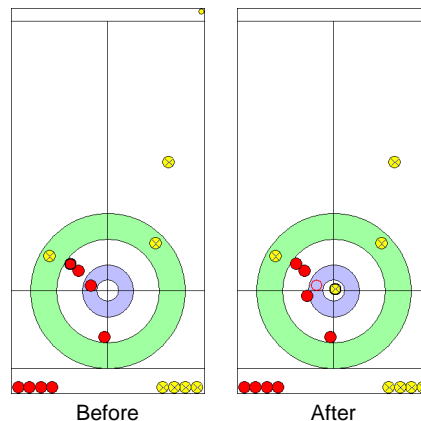
Time remaining: 5 minutes 1 second  
Time remaining: 1 minute 59 seconds (after extra end)

Last Stone Draw: 185.4 cm (out-toss)

Time-out: end 5, USA-8; end 9, USA-8

### Most Important Shot:

The U.S. Skip PEREZ A executed a perfect Raise tap-back on the British shot stone in the four foot to lay on the button and score 1 to win the game in the extra end.



End: 9  
Team: USA  
Player: PEREZ A  
Stone: Fourth, 2nd stone  
Task: Raise  
Handle: In-turn  
Points: 100%

● : GBR  
● : USA

### NOTES

Team position and functions are attached to each team member's name as follows:  
4 = Fourth, 3 = Third, 2 = Second, 1 = Lead, A = Alternate, S = Skip

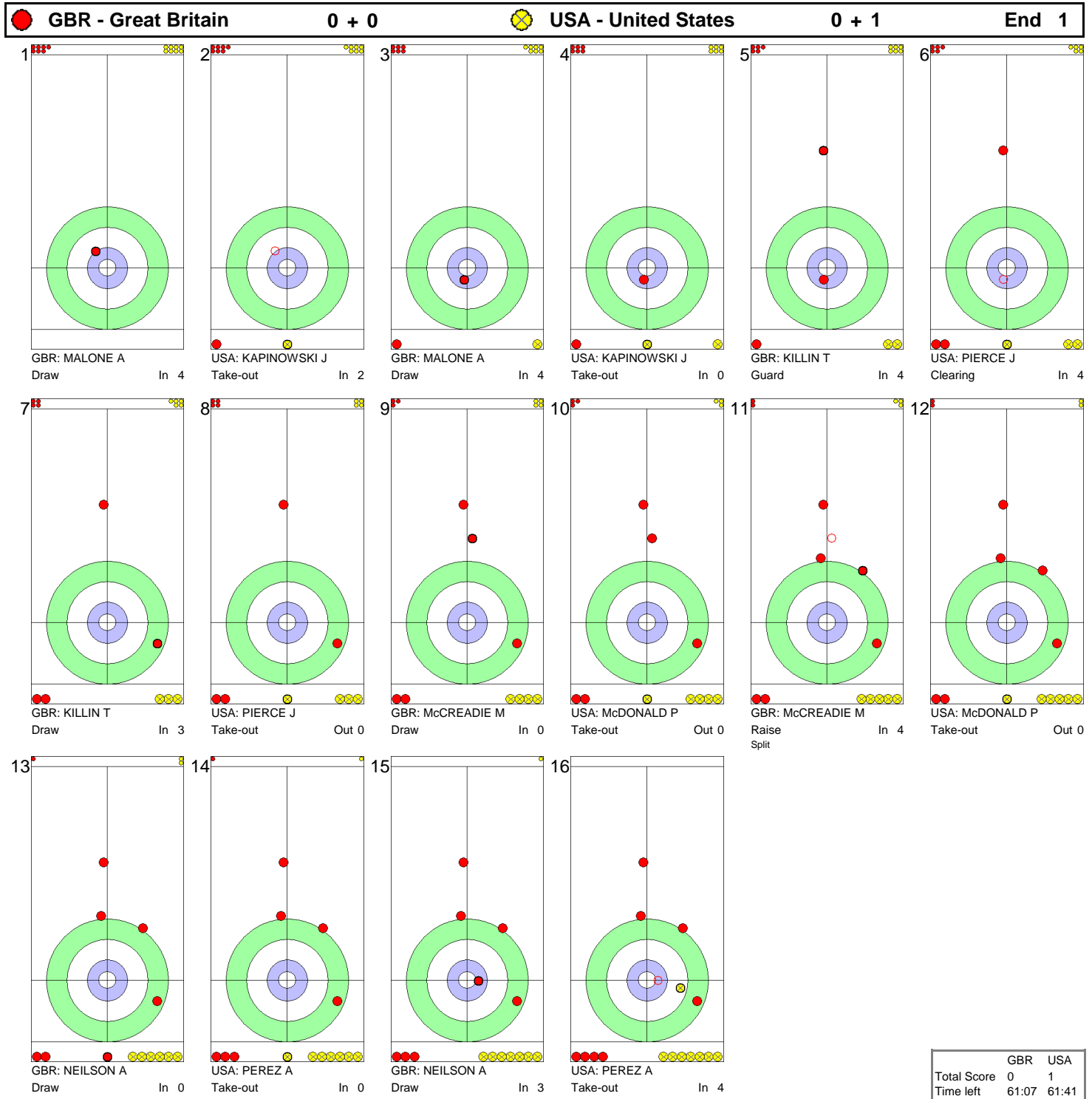
### LEGEND

LSFE (\*) Last stone first end



GAME - SHOT BY SHOT / DÉROULEMENT DE LA PARTIE

MON 15 MAR 2010 / LUN 15 MAR 2010 START TIME / DÉBUT 18:00





**GAME - SHOT BY SHOT / DÉROULEMENT DE LA PARTIE**

MON 15 MAR 2010 / LUN 15 MAR 2010 START TIME / DÉBUT 18:00

**● GBR - Great Britain 0 + 0 ● USA - United States 1 + 1 End 2**

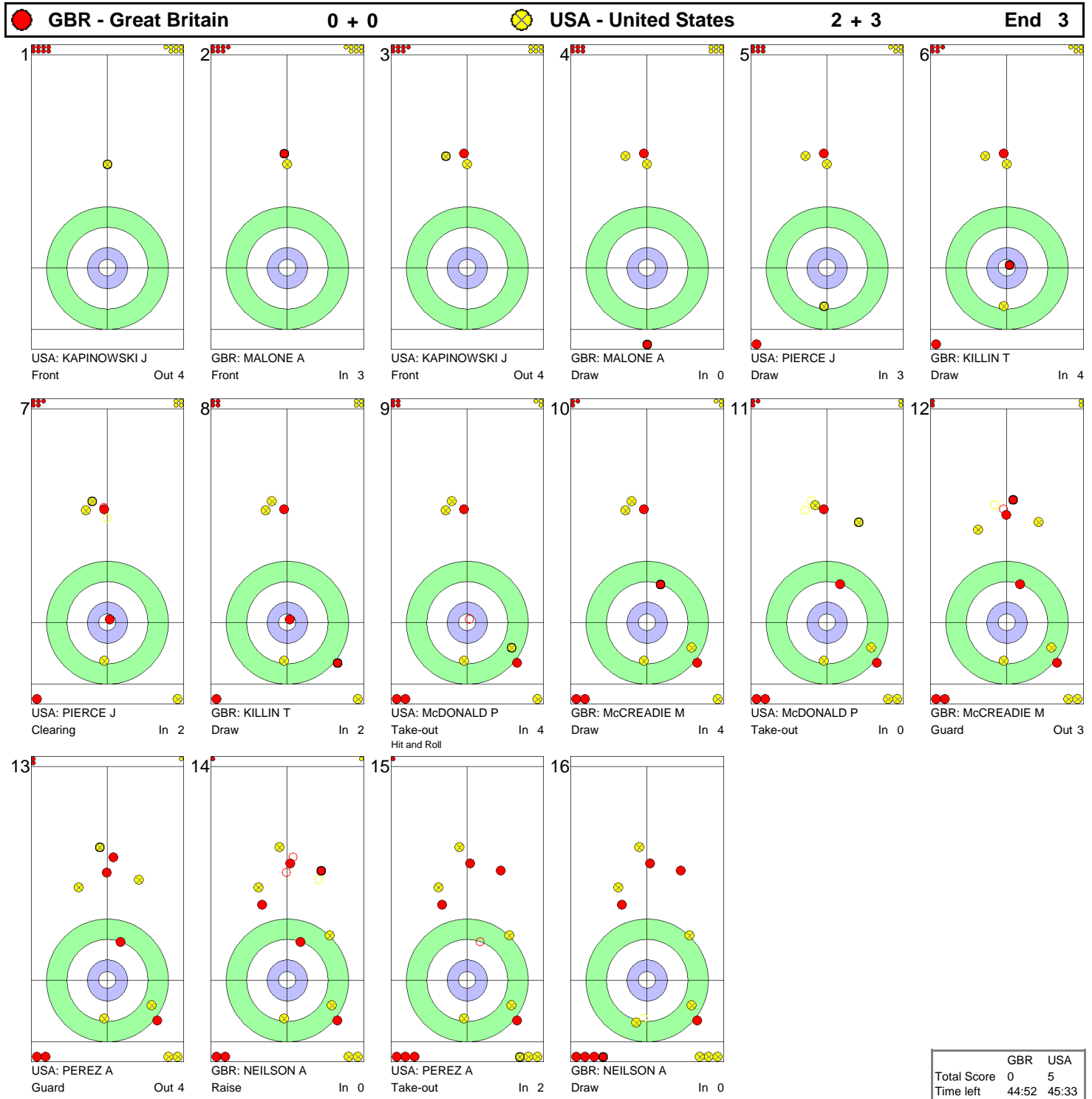


	GBR	USA
Total Score	0	2
Time left	53:01	53:42



## GAME - SHOT BY SHOT / DÉROULEMENT DE LA PARTIE

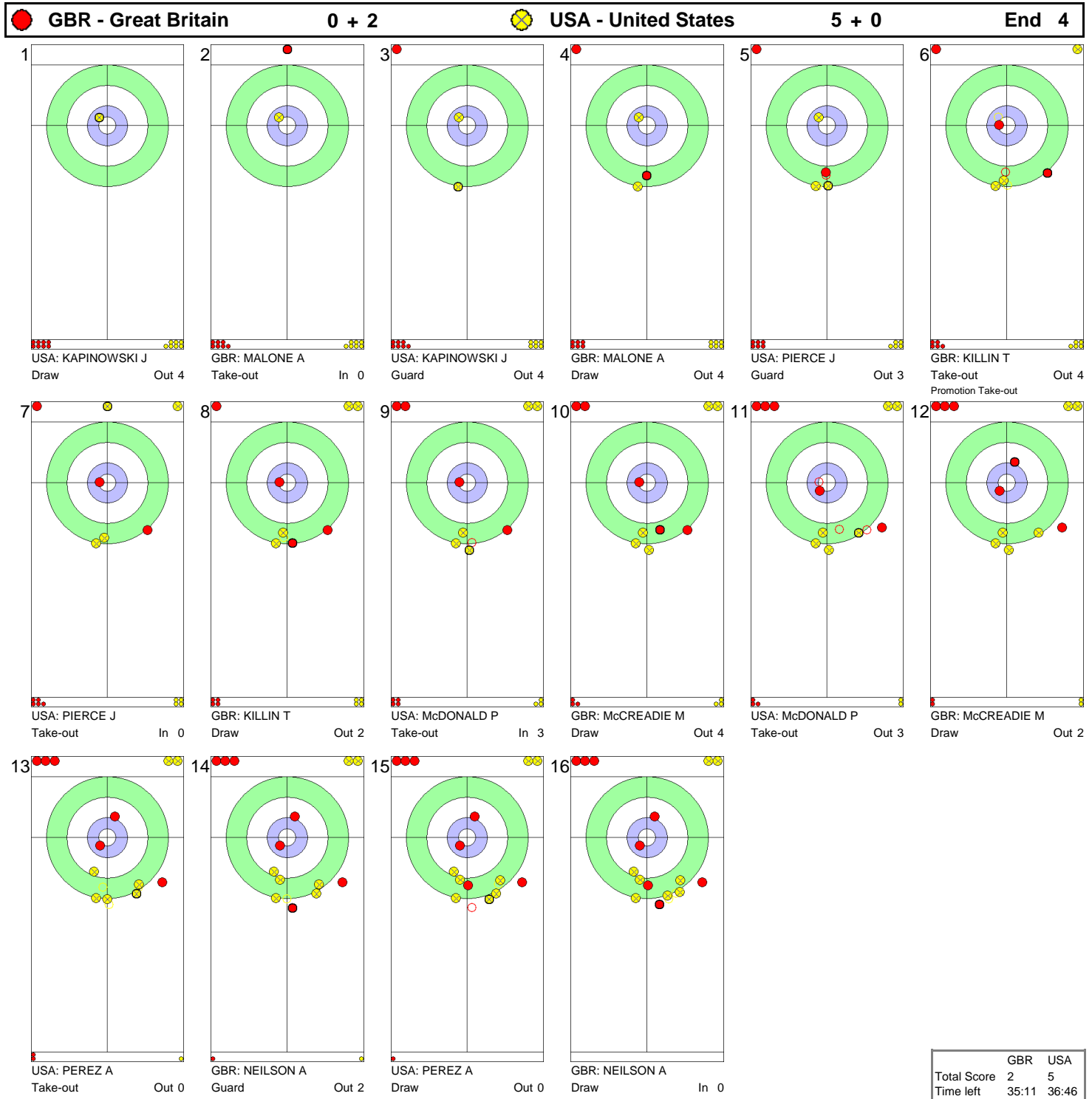
MON 15 MAR 2010 / LUN 15 MAR 2010 START TIME / DÉBUT 18:00





**GAME - SHOT BY SHOT / DÉROULEMENT DE LA PARTIE**

MON 15 MAR 2010 / LUN 15 MAR 2010 START TIME / DÉBUT 18:00



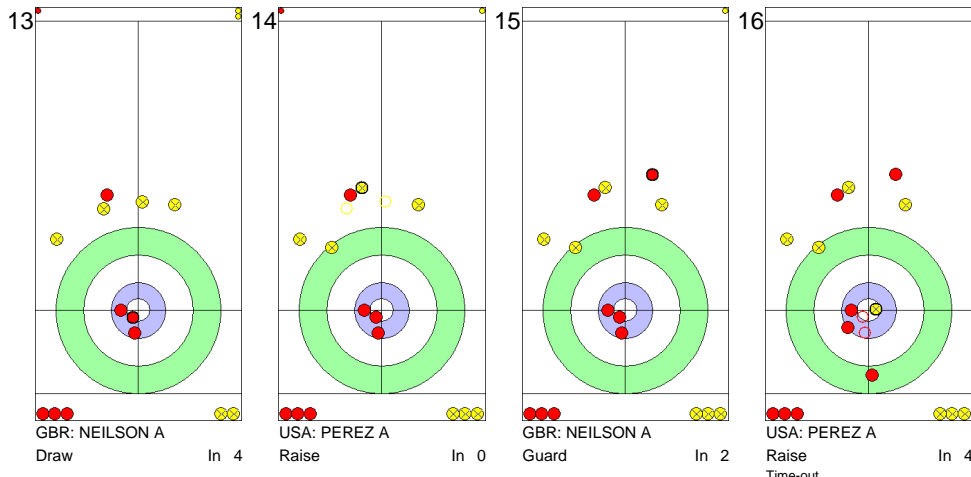
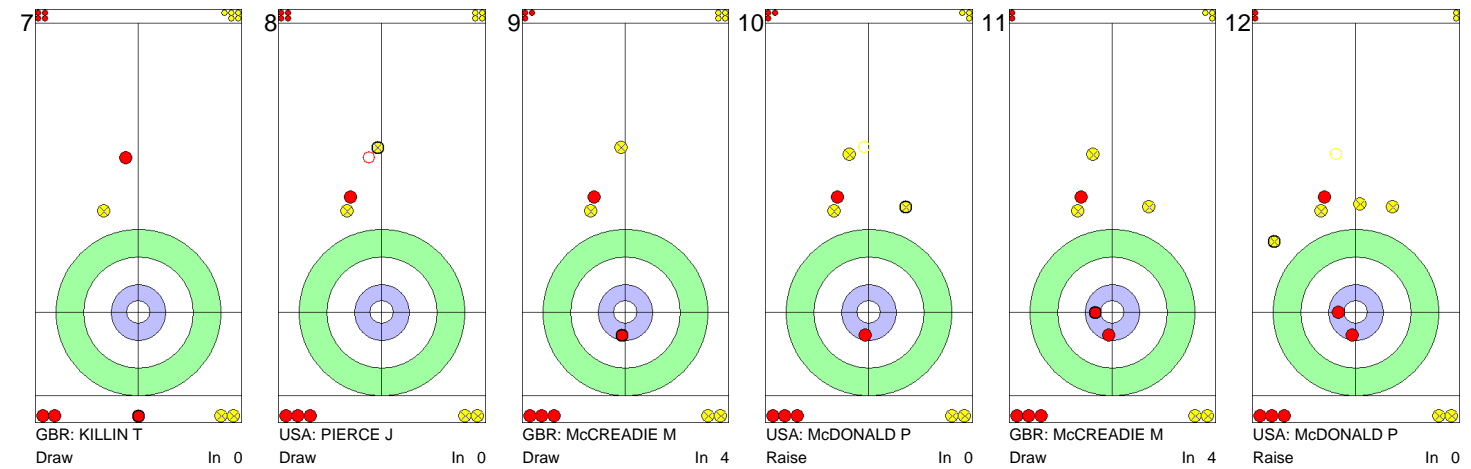
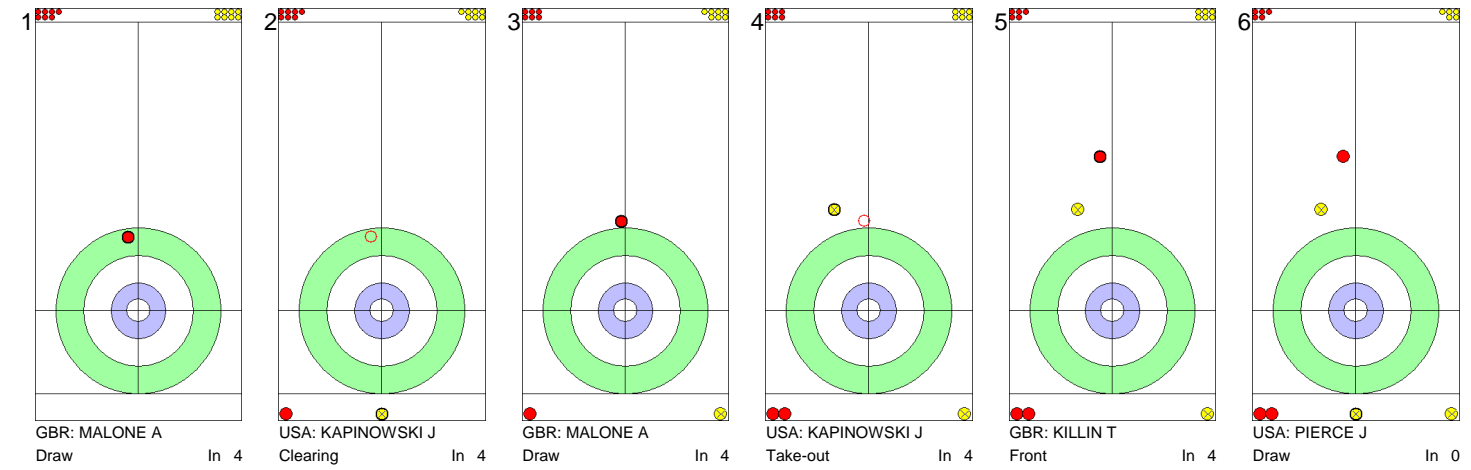
	GBR	USA
Total Score	2	5
Time left	35:11	36:46



GAME - SHOT BY SHOT / DÉROULEMENT DE LA PARTIE

MON 15 MAR 2010 / LUN 15 MAR 2010 START TIME / DÉBUT 18:00

**GBR - Great Britain** 2 + 0 **USA - United States** 5 + 1 **End 5**



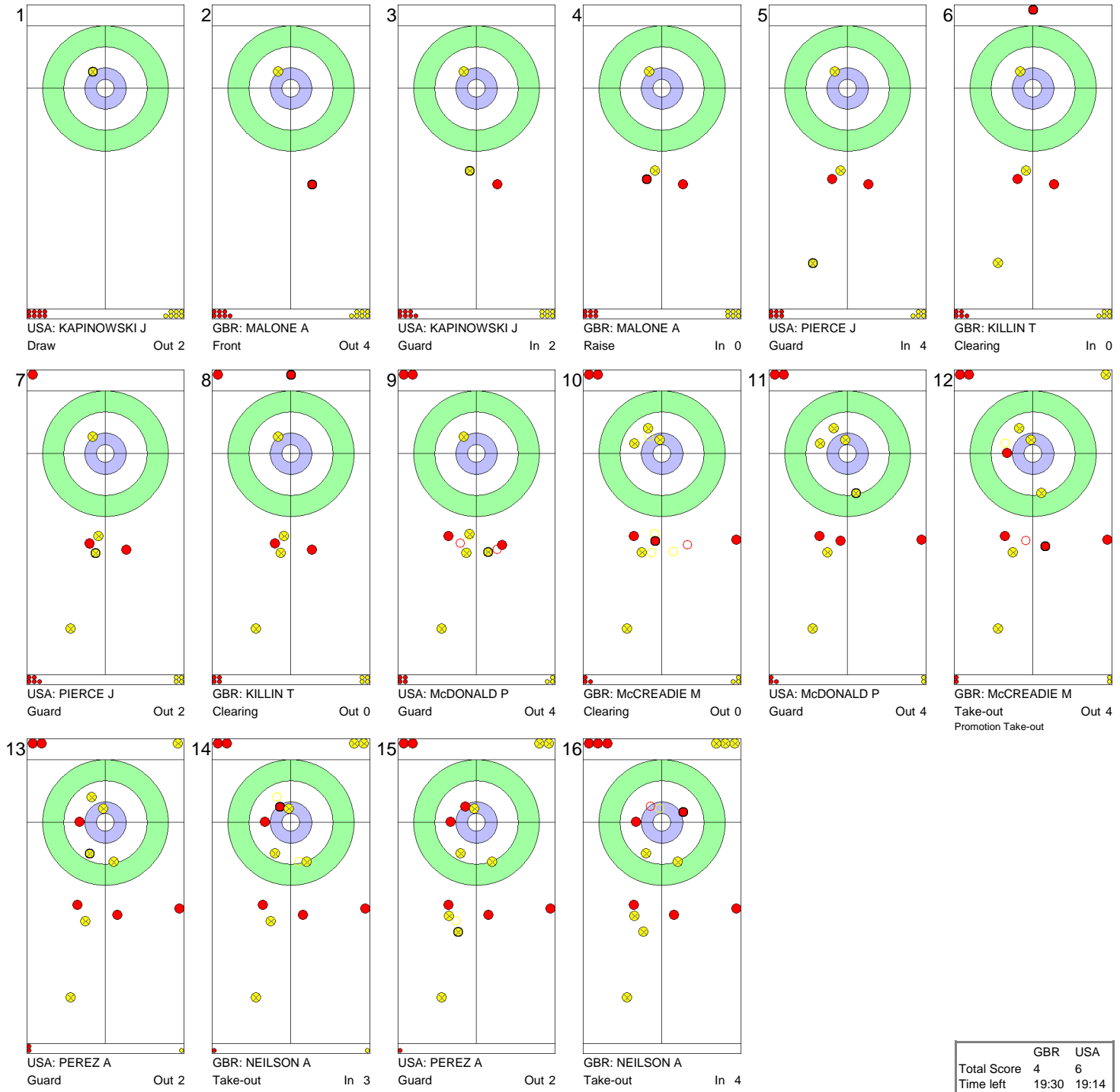
	GBR	USA
Total Score	2	6
Time left	27:17	27:27



**GAME - SHOT BY SHOT / DÉROULEMENT DE LA PARTIE**

MON 15 MAR 2010 / LUN 15 MAR 2010 START TIME / DÉBUT 18:00

**● GBR - Great Britain 2 + 2**      **● USA - United States 6 + 0**      **End 6**



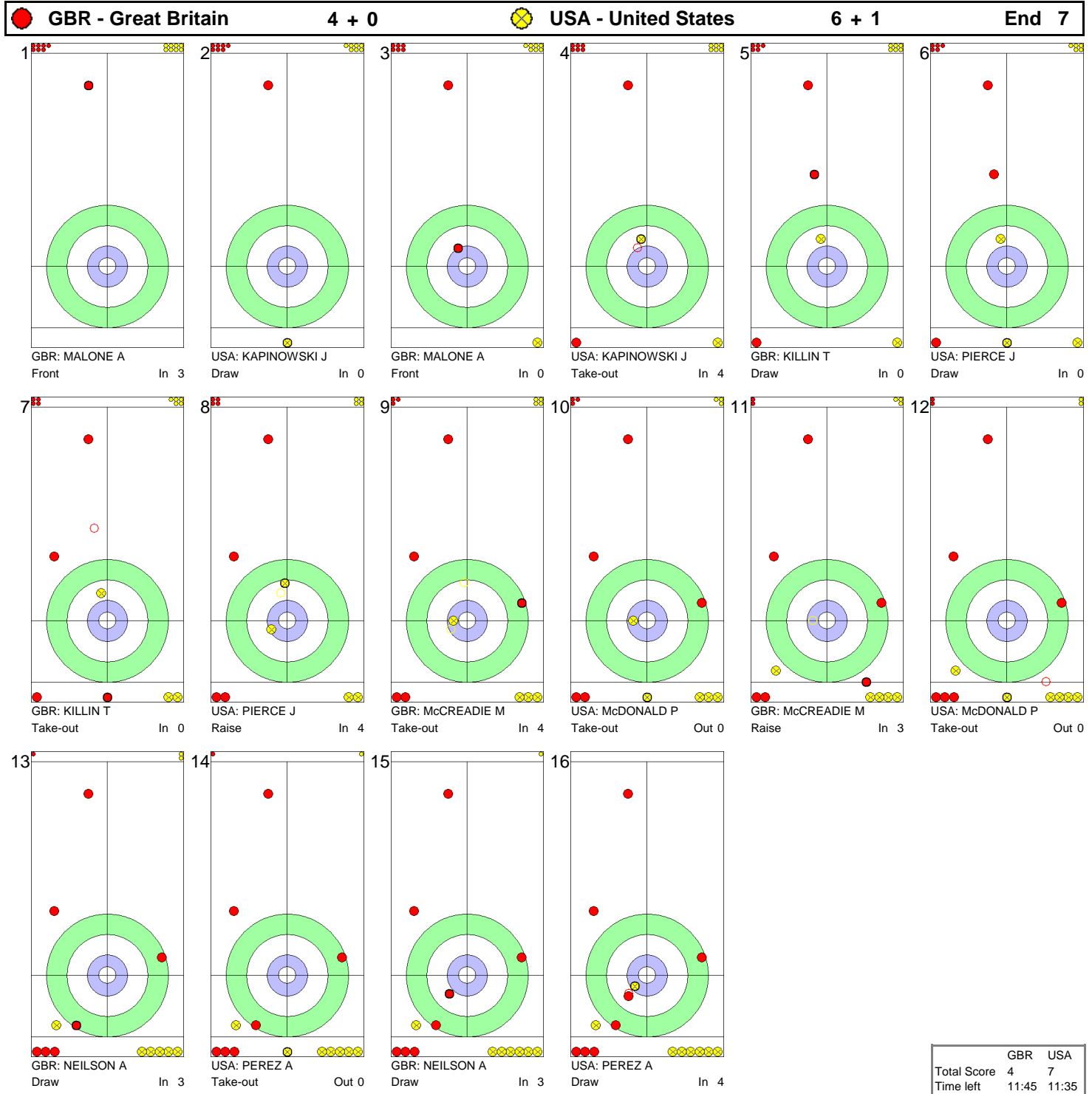
	GBR	USA
Total Score	4	6
Time left	19:30	19:14





**GAME - SHOT BY SHOT / DÉROULEMENT DE LA PARTIE**

MON 15 MAR 2010 / LUN 15 MAR 2010 START TIME / DÉBUT 18:00





**GAME - SHOT BY SHOT / DÉROULEMENT DE LA PARTIE**

MON 15 MAR 2010 / LUN 15 MAR 2010 START TIME / DÉBUT 18:00

**GBR - Great Britain**      **4 + 3**      **USA - United States**      **7 + 0**      **End 8**





**GAME - SHOT BY SHOT / DÉROULEMENT DE LA PARTIE**

MON 15 MAR 2010 / LUN 15 MAR 2010 START TIME / DÉBUT 18:00

**GBR - Great Britain 7 + 0**      **USA - United States 7 + 1**      **End 9**



**NOTES**  
Points:  
4 = 100%  
3 = 75%  
2 = 50%  
1 = 25%  
0 = 0%  
X = not considered  
  
Handle:  
In Clockwise  
Out Counter-clockwise

	GBR	USA
Total Score	7	8
Time left	01:02	01:59



## GAME RESULTS / RÉSULTATS DE LA PARTIE

MON 15 MAR 2010 / LUN 15 MAR 2010 START TIME / DÉBUT 18:00

Sheet	Round	Team	LSFE	1	2	3	4	5	6	7	8	Extra Ends	Total
C	5	KOR - Korea		0	0	0	1	0	3	2	0		6
	5	NOR - Norway	*	3	3	1	0	1	0	0	1		9

KOR - Korea		Game	All
4 S	KIM Haksung	41 %	51 %
3	KIM Myungjin	67 %	58 %
2	CHO Yanghyun	39 %	55 %
1	KANG Misuk	67 %	55 %
A	PARK Kilwoo	- %	48 %
Team Total		54 %	53 %

NOR - Norway		Game	All
4 S	LORENTSEN Rune	53 %	46 %
3	STORDAHL Jostein	53 %	53 %
2	SKOGSTAD Geir Arne	42 %	53 %
1	TYSTAD Lene	63 %	64 %
A	SAMDAL Anne Mette	- %	55 %
Team Total		52 %	53 %

Time remaining: 1 minute 27 seconds

Last Stone Draw: 126.6 cm

Time-out: end 4, KOR-8

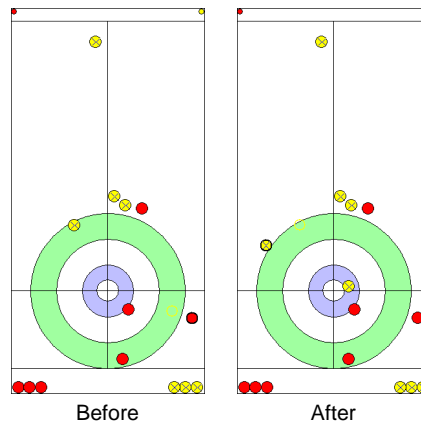
Time remaining: 2 minutes 43 seconds

Last Stone Draw: 4.4 cm

Time-out: end 7, NOR-8

### Most Important Shot:

With the Korean team lying 2 with the hammer, the Norwegian Skip LORENTSEN R executed a perfect angle Raise Tap-back to the four foot with his last stone. He forced the Korean Skip KIM H to attempt a difficult Promotion Take-out which was unsuccessful, leading to a steal of 1.



End: 3  
Team: NOR  
Player: LORENTSEN R  
Stone: Fourth, 2nd stone  
Task: Raise  
Handle: Out-turn  
Points: 100%

● : KOR  
● : NOR

### NOTES

Team position and functions are attached to each team member's name as follows:  
4 = Fourth, 3 = Third, 2 = Second, 1 = Lead, A = Alternate, S = Skip

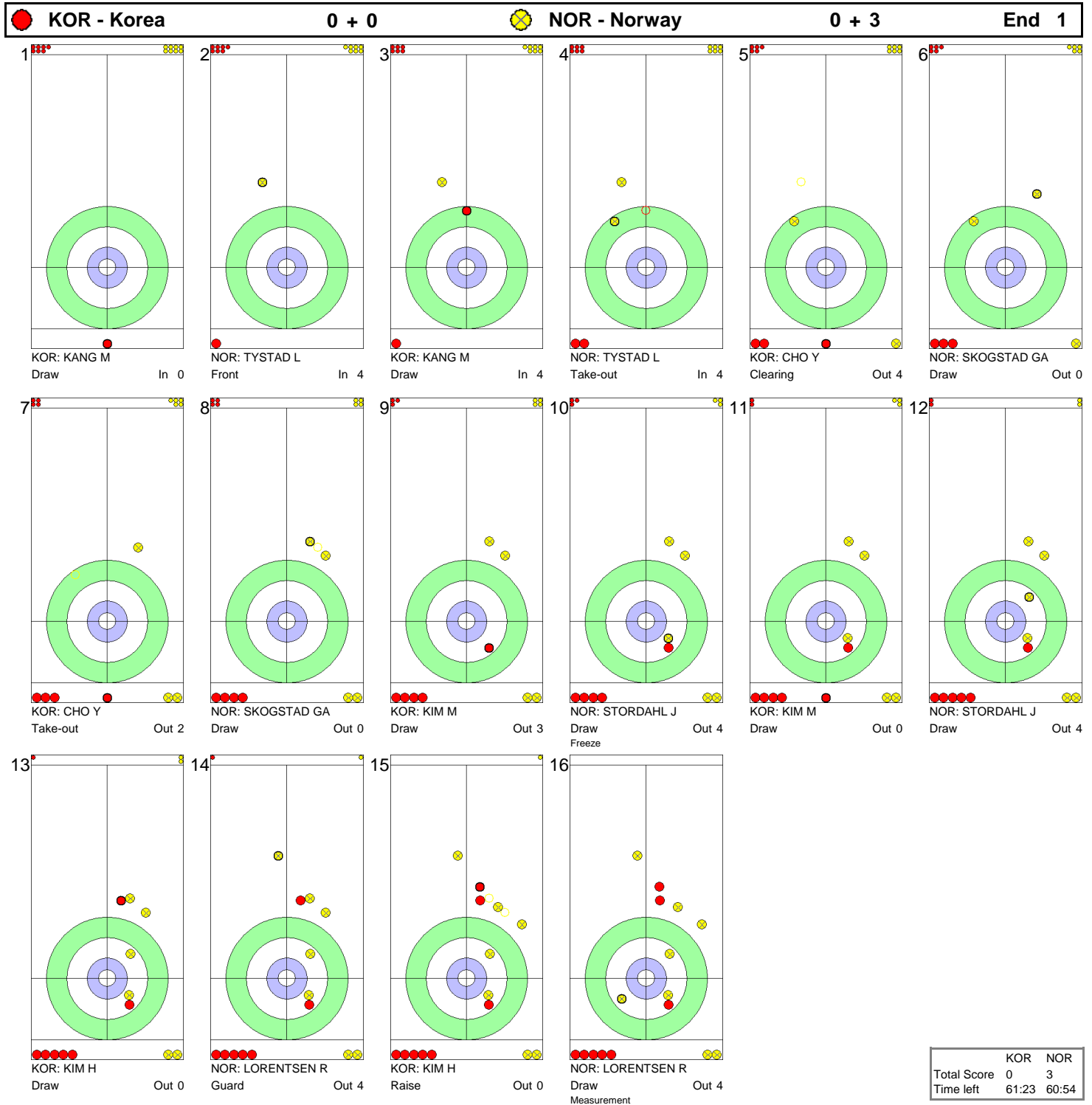
### LEGEND

LSFE (\*) Last stone first end



## GAME - SHOT BY SHOT / DÉROULEMENT DE LA PARTIE

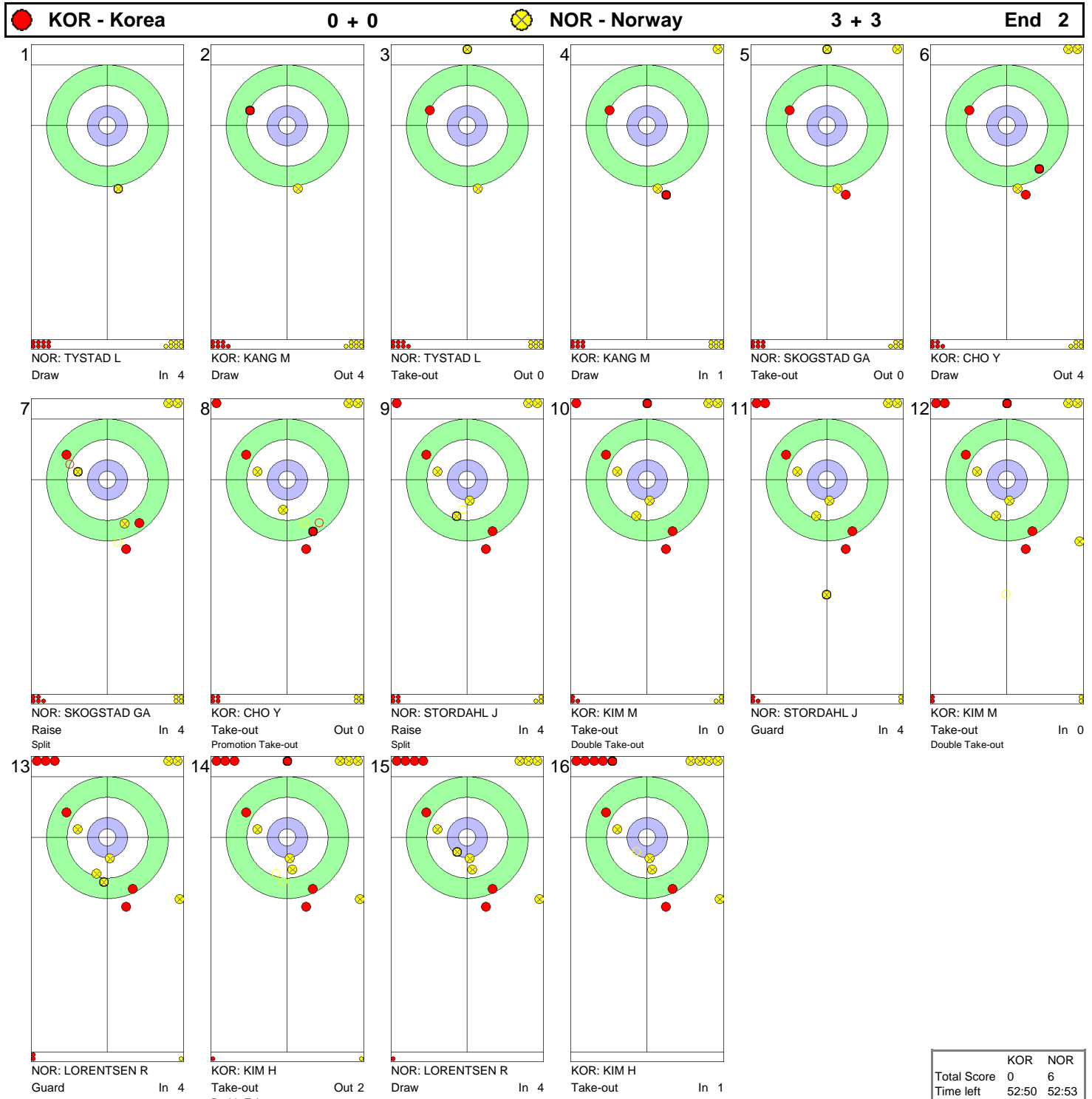
MON 15 MAR 2010 / LUN 15 MAR 2010 START TIME / DÉBUT 18:00





GAME - SHOT BY SHOT / DÉROULEMENT DE LA PARTIE

MON 15 MAR 2010 / LUN 15 MAR 2010 START TIME / DÉBUT 18:00

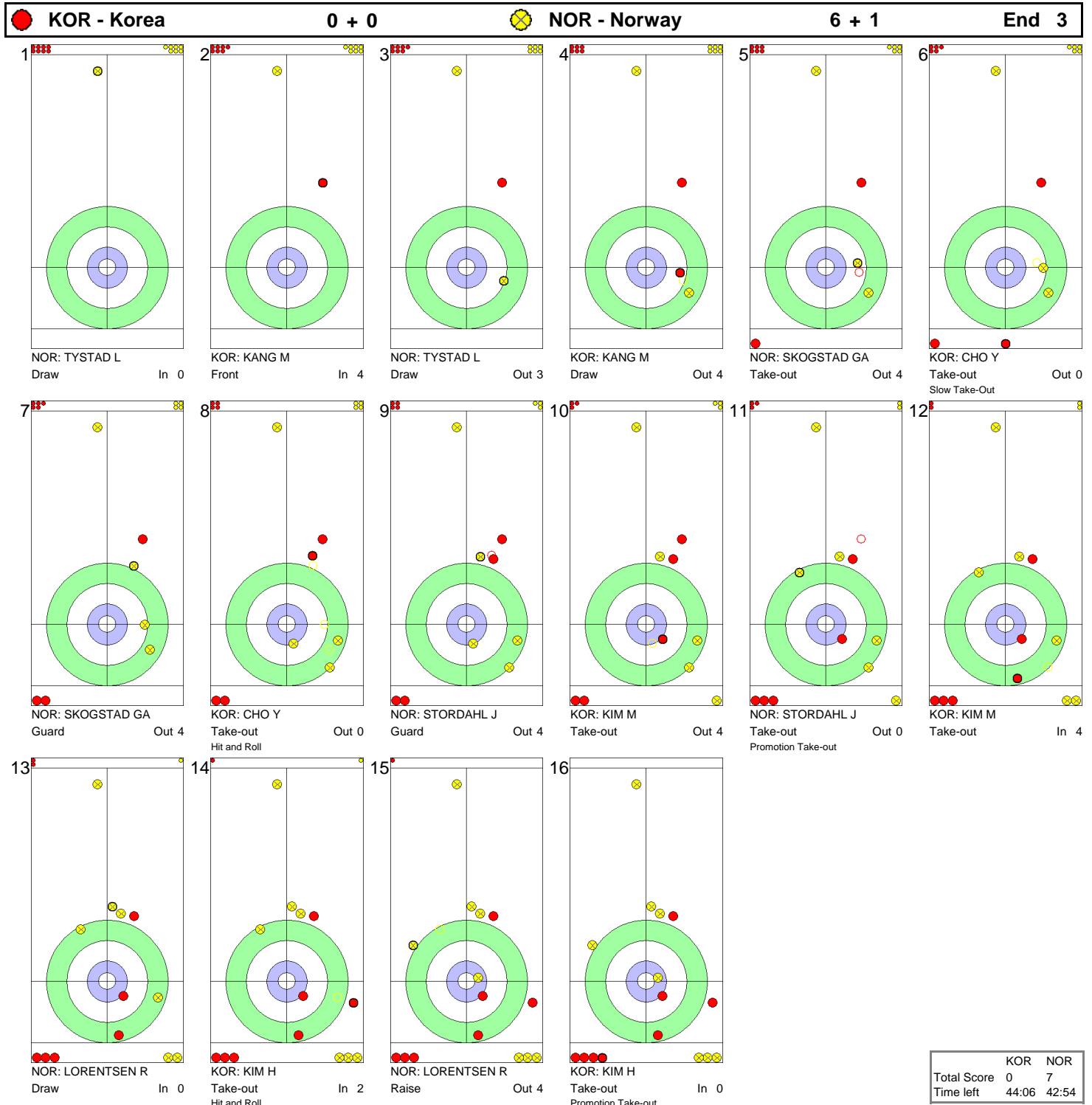


	KOR	NOR
Total Score	0	6
Time left	52:50	52:53



## GAME - SHOT BY SHOT / DÉROULEMENT DE LA PARTIE

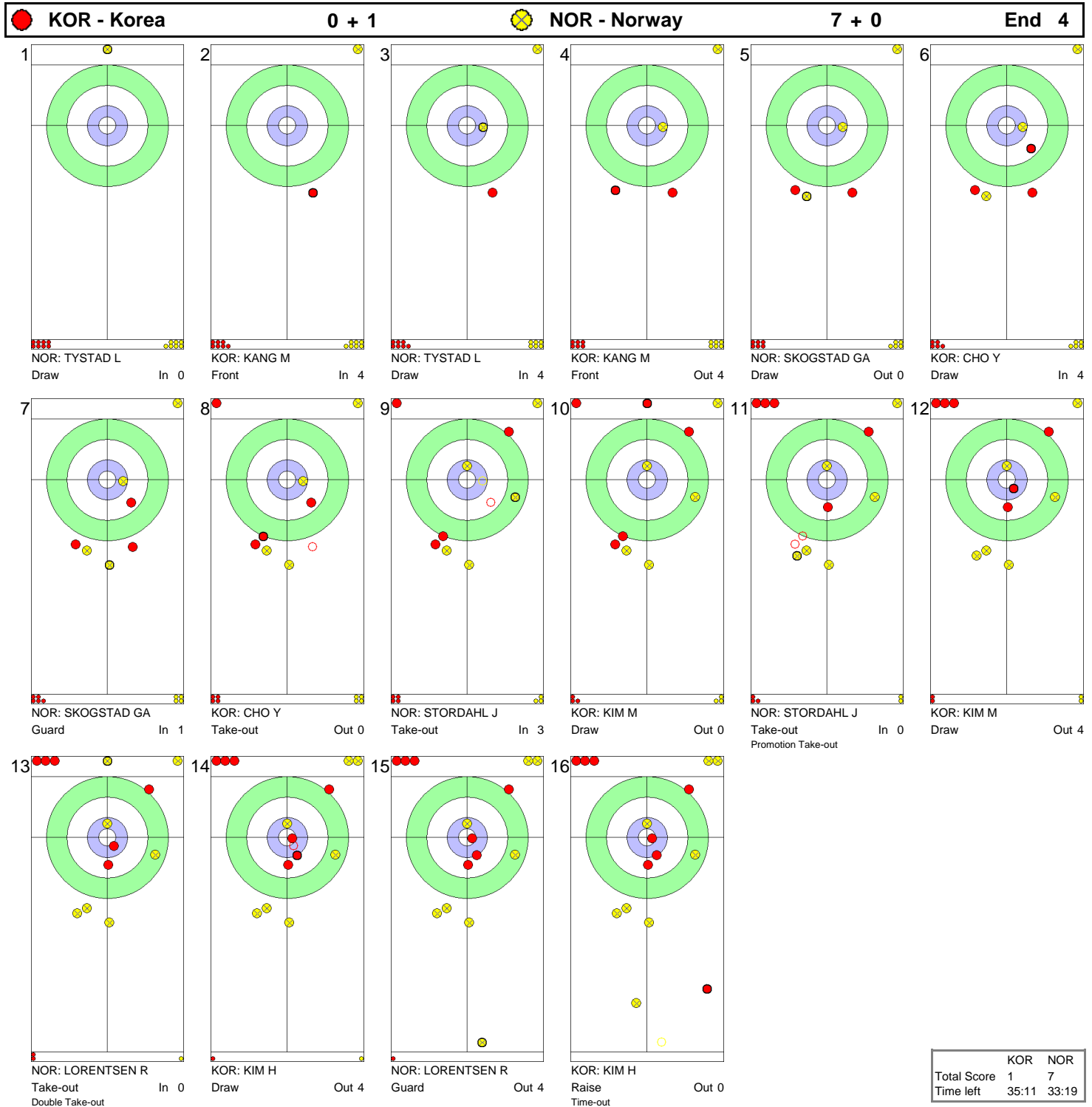
MON 15 MAR 2010 / LUN 15 MAR 2010 START TIME / DÉBUT 18:00





## GAME - SHOT BY SHOT / DÉROULEMENT DE LA PARTIE

MON 15 MAR 2010 / LUN 15 MAR 2010 START TIME / DÉBUT 18:00



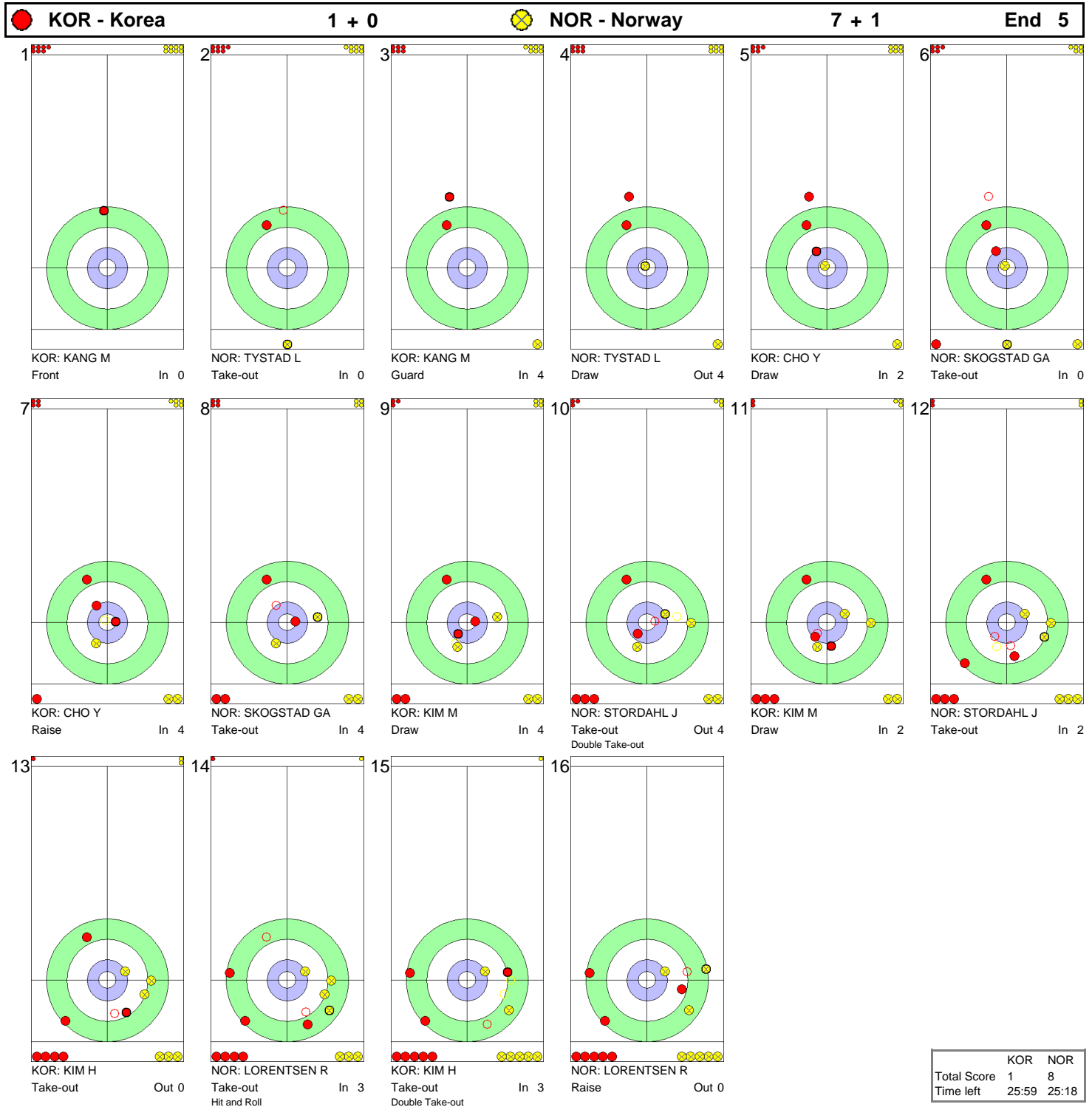
	KOR	NOR
Total Score	1	7
Time left	35:11	33:19





## GAME - SHOT BY SHOT / DÉROULEMENT DE LA PARTIE

MON 15 MAR 2010 / LUN 15 MAR 2010 START TIME / DÉBUT 18:00

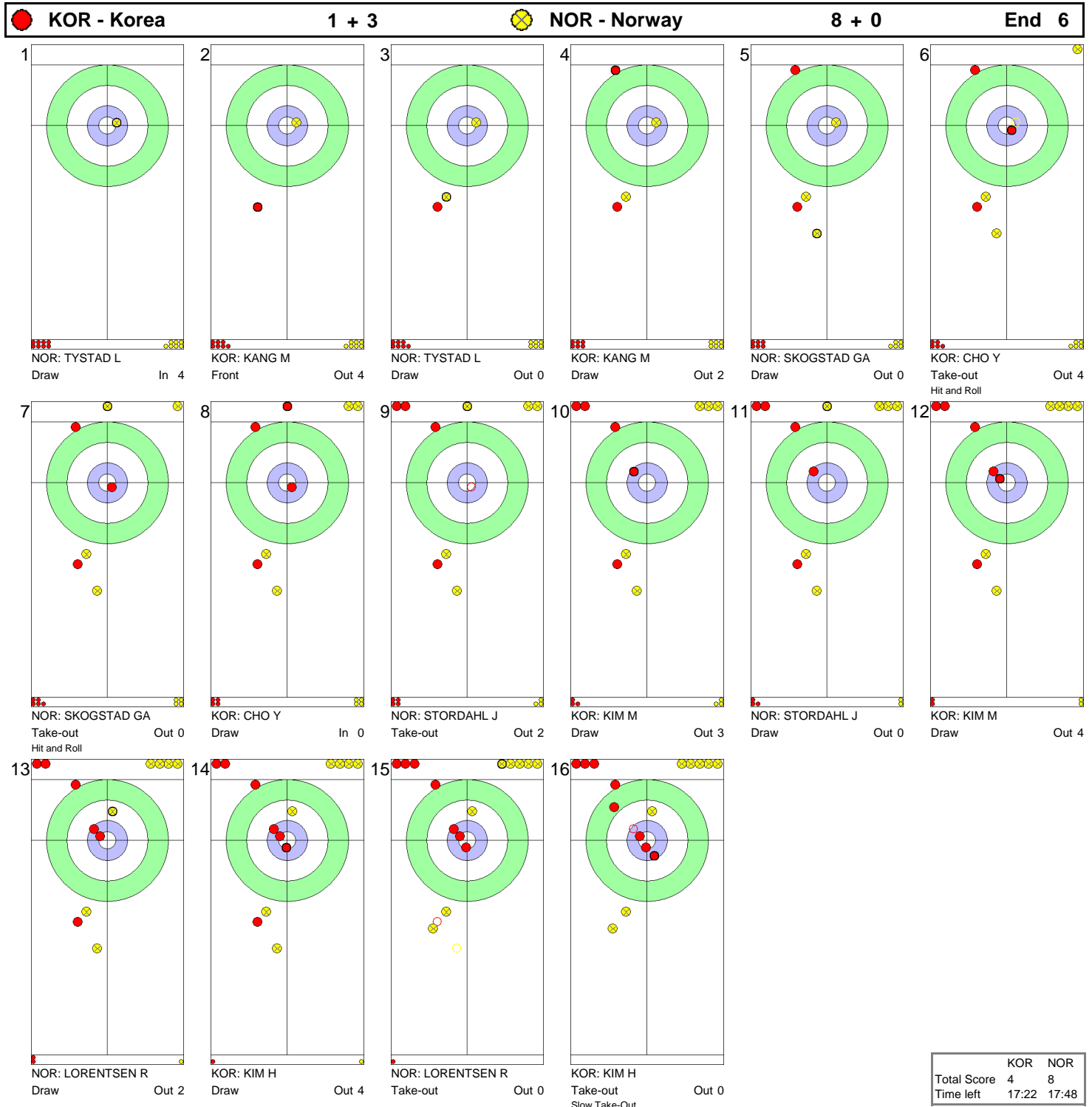


	KOR	NOR
Total Score	1	8
Time left	25:59	25:18



**GAME - SHOT BY SHOT / DÉROULEMENT DE LA PARTIE**

MON 15 MAR 2010 / LUN 15 MAR 2010 START TIME / DÉBUT 18:00

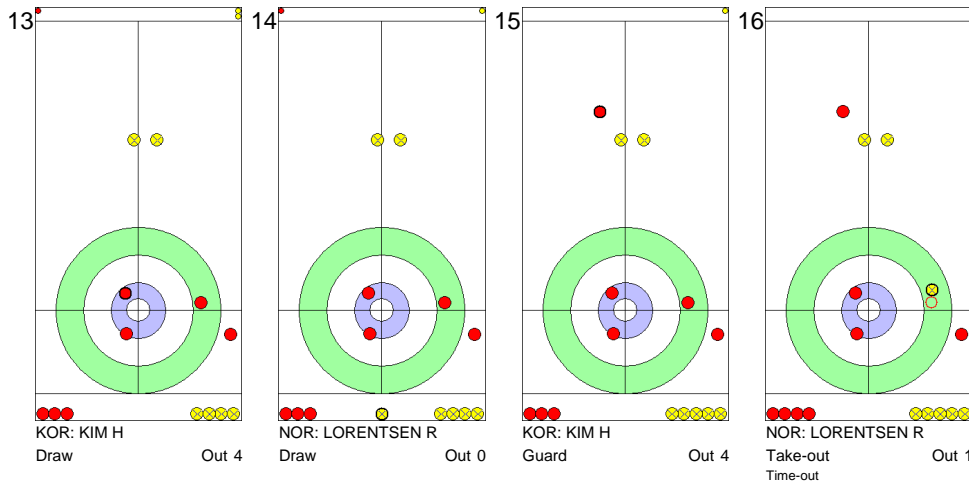
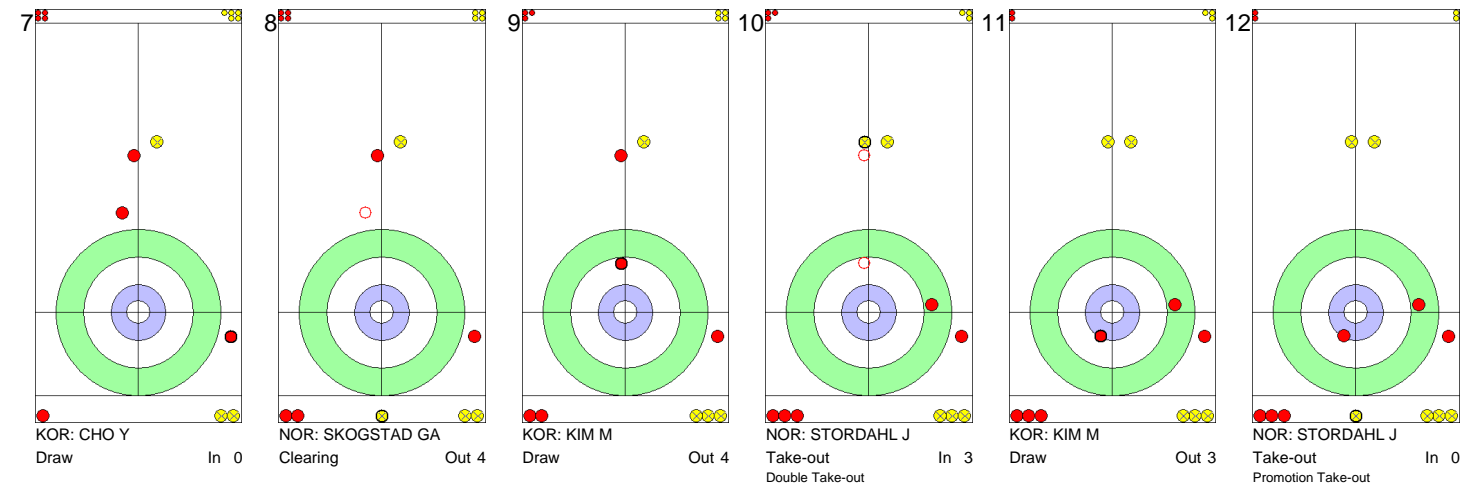
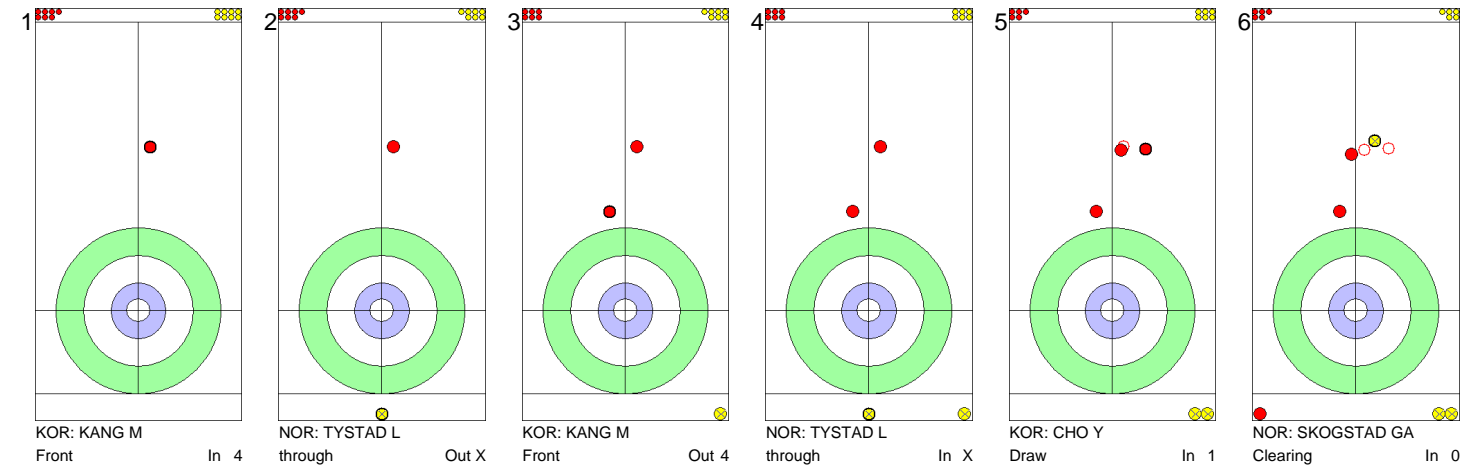




GAME - SHOT BY SHOT / DÉROULEMENT DE LA PARTIE

MON 15 MAR 2010 / LUN 15 MAR 2010 START TIME / DÉBUT 18:00

**KOR - Korea** 4 + 2 **NOR - Norway** 8 + 0 **End 7**



	KOR	NOR
Total Score	6	8
Time left	10:26	09:52



## GAME - SHOT BY SHOT / DÉROULEMENT DE LA PARTIE

MON 15 MAR 2010 / LUN 15 MAR 2010 START TIME / DÉBUT 18:00

 <b>KOR - Korea</b>		<b>6 + 0</b>		 <b>NOR - Norway</b>		<b>8 + 1</b>		<b>End 8</b>			
1		2		3		4		5		6	
KOR: KANG M Front		NOR: TYSTAD L Take-out		KOR: KANG M Front		NOR: TYSTAD L Take-out		KOR: CHO Y Draw		NOR: SKOGSTAD GA Raise	
In 0		In 4		In 0		In 4		In 0		In 4	
7		8		9		10		11		12	
KOR: CHO Y Draw		NOR: SKOGSTAD GA Draw		KOR: KIM M Draw		NOR: STORDAHL J Take-out		KOR: KIM M Draw		NOR: STORDAHL J Take-out	
Out 0		Out 2		Out 4		Out 0		Out 4		Out 0	
13		14		15		16					
KOR: KIM H Take-out		NOR: LORENTSEN R Take-out		KOR: KIM H Draw		NOR: LORENTSEN R Draw					
In 0		Out 0		Out 2		Out 4					

**NOTES**  
 Points:  
 4 = 100%  
 3 = 75%  
 2 = 50%  
 1 = 25%  
 0 = 0%  
 X = not considered  
  
 Handle:  
 In Clockwise  
 Out Counter-clockwise

	KOR	NOR
Total Score	6	9
Time left	01:27	02:43



## GAME RESULTS / RÉSULTATS DE LA PARTIE

MON 15 MAR 2010 / LUN 15 MAR 2010 START TIME / DÉBUT 18:00

Sheet	Round	Team	LSFE	1	2	3	4	5	6	7	8	Extra Ends	Total
D	5	SWE - Sweden		2	0	0	2	3	1	0	X		8
	5	CAN - Canada	*	0	2	1	0	0	0	1	X		4

SWE - Sweden		Game	All
4	IKONEN Glenn	46 %	56 %
3 S	JUNGNELL Jalle	39 %	42 %
2	BURMAN Patrik	61 %	57 %
1	WILHELM Anette	80 %	63 %
A	KALLIN Patrik	- %	- %
Team Total		57 %	54 %

CAN - Canada		Game	All
4 S	ARMSTRONG Jim	28 %	53 %
3	NEIGHBOUR Darryl	36 %	51 %
2	FORREST Ina	53 %	64 %
1	GAUDET Sonja	61 %	62 %
A	YIZEK Bruno	- %	- %
Team Total		45 %	57 %

Time remaining: 4 minutes 26 seconds

Last Stone Draw: 185.4 cm (out)

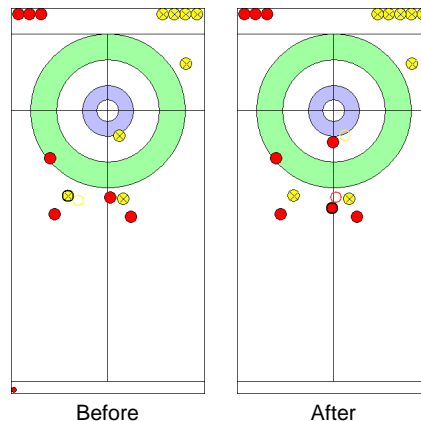
Time-out: end 6, SWE-5

Time remaining: 8 minutes 7 seconds

Last Stone Draw: 164.6 cm

### Most Important Shot:

After a beautiful Raise from Canadian Skip ARMSTRONG J, Swedish Fourth IKONEN G was forced to make a precise Promotion Take-out, raising his Guard onto the shot stone in the four foot.



End: 4  
Team: SWE  
Player: IKONEN G  
Stone: Fourth, 2nd stone  
Task: Take-out  
Handle: In-turn  
Points: 100%

● : SWE  
● : CAN

### NOTES

Team position and functions are attached to each team member's name as follows:  
4 = Fourth, 3 = Third, 2 = Second, 1 = Lead, A = Alternate, S = Skip



### LEGEND

LSFE (\*) Last stone first end



## GAME - SHOT BY SHOT / DÉROULEMENT DE LA PARTIE

MON 15 MAR 2010 / LUN 15 MAR 2010 START TIME / DÉBUT 18:00

 <b>SWE - Sweden</b>		<b>0 + 2</b>		 <b>CAN - Canada</b>		<b>0 + 0</b>		<b>End 1</b>	
1		2		3		4		5	
6		7		8		9		10	
11		12		13		14		15	
16									

	SWE	CAN
Total Score	2	0
Time left	60:21	61:01



**GAME - SHOT BY SHOT / DÉROULEMENT DE LA PARTIE**

MON 15 MAR 2010 / LUN 15 MAR 2010 START TIME / DÉBUT 18:00

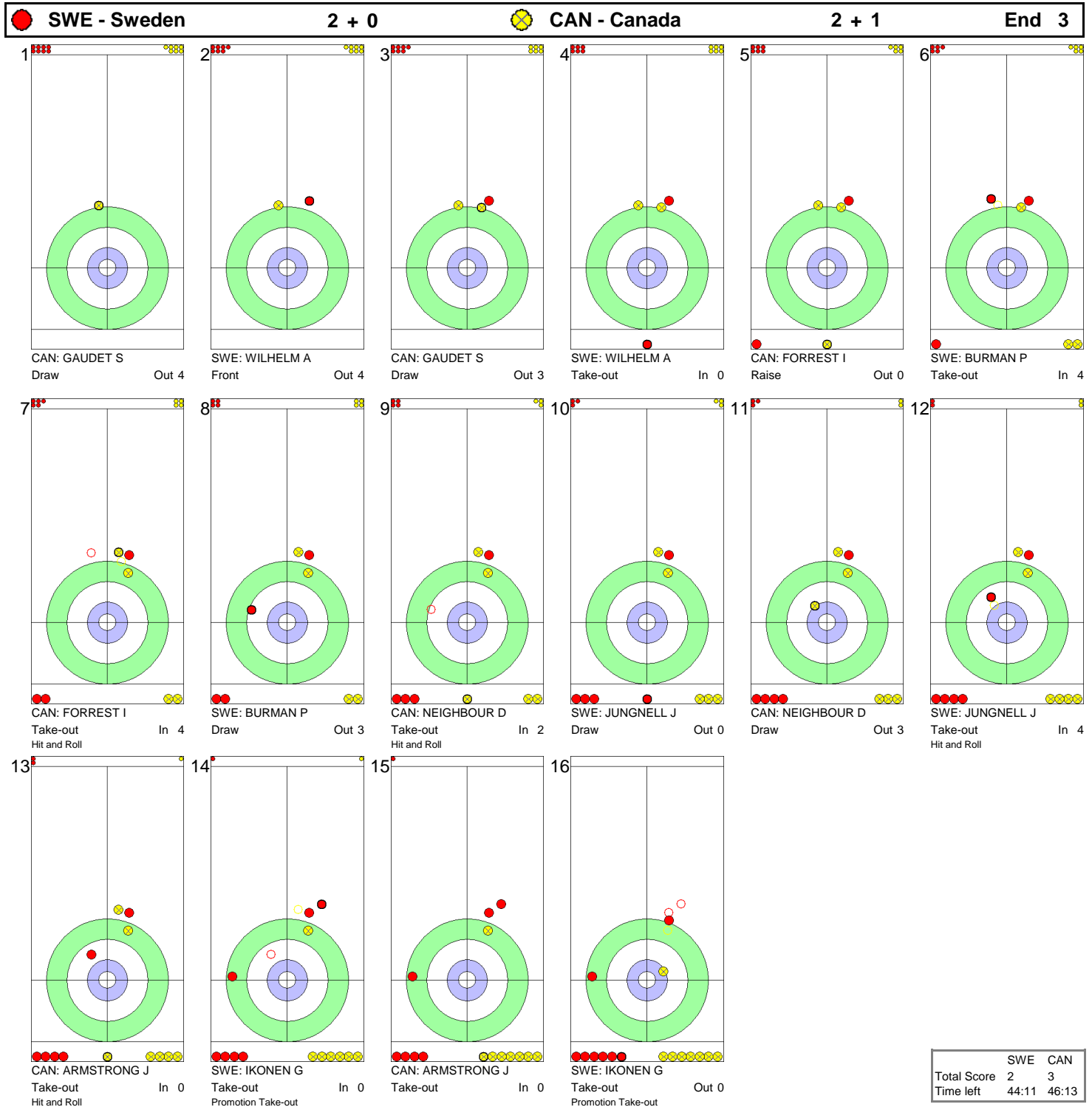


	SWE	CAN
Total Score	2	2
Time left	52:23	53:35



## GAME - SHOT BY SHOT / DÉROULEMENT DE LA PARTIE

MON 15 MAR 2010 / LUN 15 MAR 2010 START TIME / DÉBUT 18:00

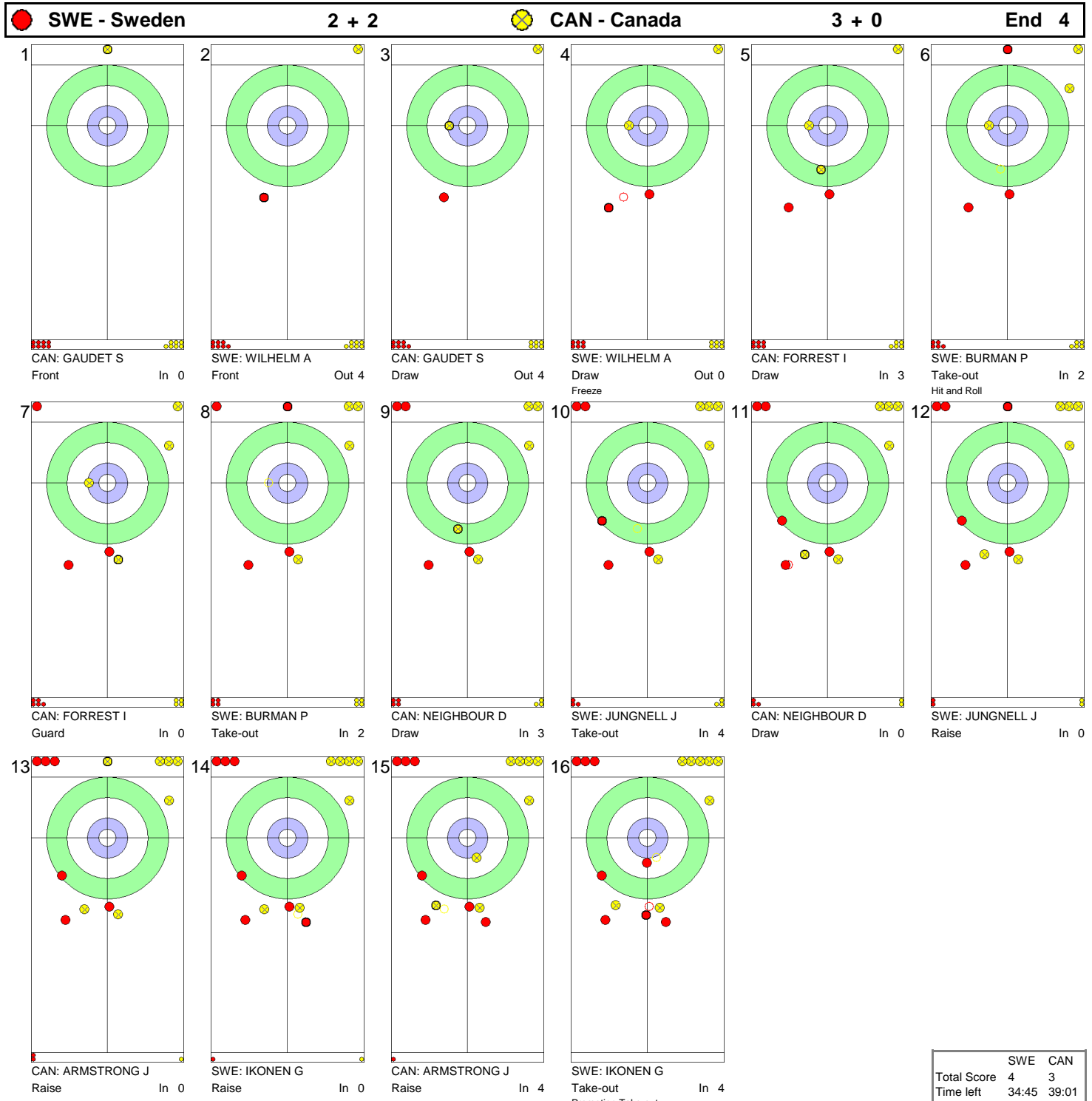






**GAME - SHOT BY SHOT / DÉROULEMENT DE LA PARTIE**

MON 15 MAR 2010 / LUN 15 MAR 2010 START TIME / DÉBUT 18:00



	SWE	CAN
Total Score	4	3
Time left	34:45	39:01



**GAME - SHOT BY SHOT / DÉROULEMENT DE LA PARTIE**

MON 15 MAR 2010 / LUN 15 MAR 2010 START TIME / DÉBUT 18:00

<b>SWE - Sweden</b>		<b>4 + 3</b>		<b>CAN - Canada</b>		<b>3 + 0</b>		<b>End 5</b>			
1		2		3		4		5		6	
7		8		9		10		11		12	
13		14		15		16					

	SWE	CAN
Total Score	7	3
Time left	25:39	31:42



**GAME - SHOT BY SHOT / DÉROULEMENT DE LA PARTIE**

MON 15 MAR 2010 / LUN 15 MAR 2010 START TIME / DÉBUT 18:00

**● SWE - Sweden 7 + 1 ● CAN - Canada 3 + 0 End 6**



	SWE	CAN
Total Score	8	3
Time left	16:26	23:29



## GAME - SHOT BY SHOT / DÉROULEMENT DE LA PARTIE

MON 15 MAR 2010 / LUN 15 MAR 2010 START TIME / DÉBUT 18:00





**GAME - SHOT BY SHOT / DÉROULEMENT DE LA PARTIE**

MON 15 MAR 2010 / LUN 15 MAR 2010 START TIME / DÉBUT 18:00

● SWE - Sweden		8 + X		● CAN - Canada		4 + X		End 8	
1									
CAN: GAUDET S		Out 0							
2									
SWE: WILHELM A		Take-out		Out 0					
3									
CAN: GAUDET S		Guard		Out 2					
4									
SWE: WILHELM A		Take-out		Double Take-out		In 4			
5									
CAN: FORREST I		Guard		Out 1					
6									
SWE: BURMAN P		Clearing		Double Take-out		In 4			
7									
CAN: FORREST I		Guard		Out 4					
8									
SWE: BURMAN P		Take-out		Out 4					
9									
CAN: NEIGHBOUR D		Draw		In 2					
10									
SWE: JUNGNELL J		Take-out		In 4					
11									
CAN: NEIGHBOUR D		Draw		In 3					
12									
SWE: JUNGNELL J		Take-out		In 0					
13									
CAN: ARMSTRONG J		Take-out		Double Take-out		Out 0			

**NOTES**  
Points:  
4 = 100%  
3 = 75%  
2 = 50%  
1 = 25%  
0 = 0%  
X = not considered  
  
Handle:  
In Clockwise  
Out Counter-clockwise

	SWE	CAN
Total Score	8	4
Time left	04:26	08:07



**SESSION RESULTS AND STANDINGS**  
**RÉSULTATS DE LA SESSION ET CLASSEMENT**

**REVISION**

MON 15 MAR 2010 / LUN 15 MAR 2010 START TIME / DÉBUT 12:30

Sheet	Round	Team	LSFE	1	2	3	4	5	6	7	8	Extra	Ends	Total
A	4	GBR - Great Britain		0	0	0	0	1	1	2	X			4
	4	KOR - Korea	*	2	2	2	1	0	0	0	X			7
B	4	NOR - Norway	*	0	1	0	1	0	0	1	1			4
	4	SWE - Sweden		1	0	1	0	0	4	0	0			6
C	4	JPN - Japan	*	0	0	0	1	0	1	0	X			2
	4	CAN - Canada		3	1	2	0	2	0	5	X			13
D	4	USA - United States of America	*	2	0	2	2	0	1	0	1			8
	4	ITA - Italy		0	1	0	0	0	0	1	0			2

**Standings After Round Robin Session 5**

Rank	Team	Games	Wins	Losses
1	CAN - Canada	4	4	0
2	KOR - Korea	4	3	1
2	USA - United States of America	4	3	1
4	GER - Germany	3	2	1
5	ITA - Italy	4	2	2
6	SUI - Switzerland	3	1	2
7	GBR - Great Britain	4	1	3
7	JPN - Japan	4	1	3
7	NOR - Norway	4	1	3
7	SWE - Sweden	4	1	3

**LEGEND**

LSFE (\*) Last stone first end

X Unplayed/unfinished end due to concession

Sheet A: Final score revised



## SESSION REVIEW / SYNTHÈSE DE LA SESSION

MON 15 MAR 2010 / LUN 15 MAR 2010 START TIME / DÉBUT 12:30

### Session 5: KOR 7-4 GBR, SWE 6-4 NOR, CAN 13-2 JPN, USA 8-2 ITA

VANCOUVER, Mar 15 - A boisterous, cheering, foot-stomping, flag-waving crowd of school children created a constant level of loud noise in the stands as 4,161 people watched Canada win its fourth game to remain undefeated in Session 5 of the Wheelchair Curling tournament at Vancouver Paralympic Centre on Monday.

#### KOR 7-4 GBR (Sheet A)

Fresh off its first victory in Session 4 on Sunday, March 14, Great Britain faced Korea which came into Session 5 with a 2-1 record.

Korea got off to a good start by scoring a deuce in the first end.

On her last shot of the second end, Great Britain's fourth stone thrower Aileen NEILSON (GBR) was only able to remove one Korean counter, resulting in a steal of two points and a 4-0 lead for Korea.

In the third end, Korea third Myungjin KIM (KOR) made a great takeout, getting around guards to remove a Great Britain stone in the four foot. Great Britain was unable to make its draws resulting in another steal of two points and a 6-0 lead for Korea.

Korea kept up the offence in the fourth end with successful multiple draws and an angle raise takeout, resulting in a steal of a single point and a 7-0 lead.

Great Britain made it onto the scoreboard with a single point in the fifth end and added a steal of one point in the sixth end to make the score 7-2.

Great Britain got to within three points of Korea with another steal of two points in the seventh end.

Korea ran Great Britain out of rocks in the eighth end to secure the 7-4 win.

#### SWE 6-4 NOR (Sheet B)

Sweden was looking for its first win of the tournament in Session 5. Sweden changed the lineup with Skip Jarl JUNGNELL (SWE) moving to the third position while Glenn IKONEN (SWE), who usually throws third, delivered the fourth stones.

Both teams played conservatively in the first four ends with each team exchanging single points, leading to a tie score of 2-2.

Getting into the house was difficult for both teams in the fifth end, resulting in a blank.

The play became complicated in the sixth end with Sweden placing a number of stones in the house and Norway chasing with hit attempts. With the hammer, Sweden scored four points to take a 6-2 lead.

Norway scored a single point in the seventh end to reduce the gap to 6-3.

Facing four Norwegian stones with his last shot, IKONEN (SWE) tapped back a Norwegian stone to out-count the rest of Norway's stones. Norway picked up a single point, but the win went to Sweden.



### CAN 13-2 JPN (Sheet C)

After a bye in Session 4, Canada came back to the ice in Session 5 looking to extend its unbeaten streak.

Japan skip Yoji NAKAJIMA (JPN) failed on a takeout attempt with his last rock, resulting in a steal of three points for Canada in the first end.

Another steal of one point in the second end gave Canada a 4-0 lead.

The trouble continued in the third end for Japan as it came up heavy with most of its shots, allowing Canada to build up a number of stones in the house. It was another steal of two for Canada as it widened the gap to 6-0.

Japan got on the scoreboard in the fourth end with a single point to make the score 6-1.

Canada picked up a deuce in the fifth end to increase its lead to 8-1.

Nearly every stone was in play in the sixth end as Japan scored a single point to make the score 8-2.

Nothing seemed to work for Japan in the seventh end with a number of misses, allowing Canada to score five points and win the game 13-2.

### USA 8-2 ITA (Sheet D)

Both teams came into Session 5 with 2-1 records. Italy began Session 5 as the top team, curling at 71 percent, but this game was not a good one for Italy.

With hammer in the first end, USA skip Augusto PEREZ (USA) hit for two points and a 2-0 lead.

Italy picked up a single point in the second end to make the score 2-1.

USA hit for two points in the third end to lead 4-1.

Italy skip Andrea TABANELLI (ITA) flashed on his last stone, giving up a steal of two and a 6-1 lead for the USA.

After the first four ends, Italy made a lineup change, bringing alternate Emanuele SPELORZI (ITA) in for second Gabriele DALLAPICCOLA (ITA).

The play was open in the fifth end with an exchange of hits leading to a blank end.

TABANELLI (ITA) came up light with his last shot to give up another steal of one to the USA, which led 7-1 after six ends.

In the seventh end, USA placed alternate Jimmy JOSEPH (USA) into the lineup to replace second Jim PIERCE (USA). Italy scored a single point to make it 7-2.

In the eighth end, USA picked up another single to win the game 8-2.

Germany and Switzerland had the afternoon off for Session 5. They return to the ice to play each other in Session 6 on Monday evening at 18:00.

In other Session 6 action: Great Britain plays the USA, it's Korea against Norway and Sweden battles Canada.





## GAME RESULTS / RÉSULTATS DE LA PARTIE

MON 15 MAR 2010 / LUN 15 MAR 2010 START TIME / DÉBUT 12:30

Sheet	Round	Team	LSFE	1	2	3	4	5	6	7	8	Extra Ends	Total
A	4	GBR - Great Britain		0	0	0	0	1	1	2	X		4
	4	KOR - Korea	*	2	2	2	1	0	0	0	X		7

GBR - Great Britain		Game	All
4	NEILSON Aileen	38 %	45 %
3 S	McCREADIE Michael	34 %	53 %
2	KILLIN Tom	83 %	62 %
1	MALONE Angie	73 %	67 %
A	SELLAR Jim	- %	- %
Team Total		57 %	57 %

KOR - Korea		Game	All
4 S	KIM Haksung	48 %	53 %
3	KIM Myungjin	60 %	55 %
2	CHO Yanghyun	70 %	70 %
1	KANG Misuk	39 %	52 %
A	PARK Kilwoo	- %	48 %
Team Total		54 %	53 %

Time remaining: 2 minutes 2 seconds

Last Stone Draw: 185.4 cm (out)

Time-out: end 8, GBR-6

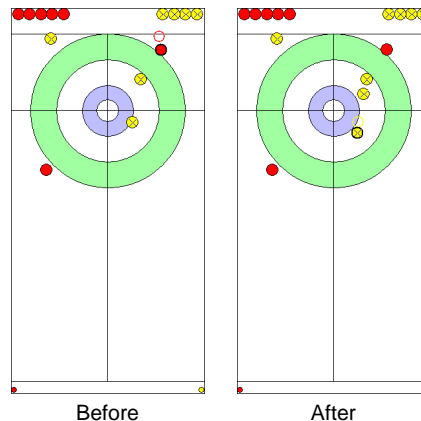
Time remaining: 6 minutes 8 seconds

Last Stone Draw: 185.4 cm (out-toss)

Time-out: end 6, KOR-6

### Most Important Shot:

The Korean Team made 3 perfect Draws to tie 3 and force the British Fourth NEILSON A to play a difficult Hit and Roll. She was unable to hit and stay allowing a steal of 2 and giving the Korean Team control of the game.



End: 2  
Team: KOR  
Player: KIM H  
Stone: Fourth, 2nd stone  
Task: Draw  
Handle: In-turn  
Points: 100%

● : GBR  
● : KOR

### NOTES

Team position and functions are attached to each team member's name as follows:  
4 = Fourth, 3 = Third, 2 = Second, 1 = Lead, A = Alternate, S = Skip

### LEGEND

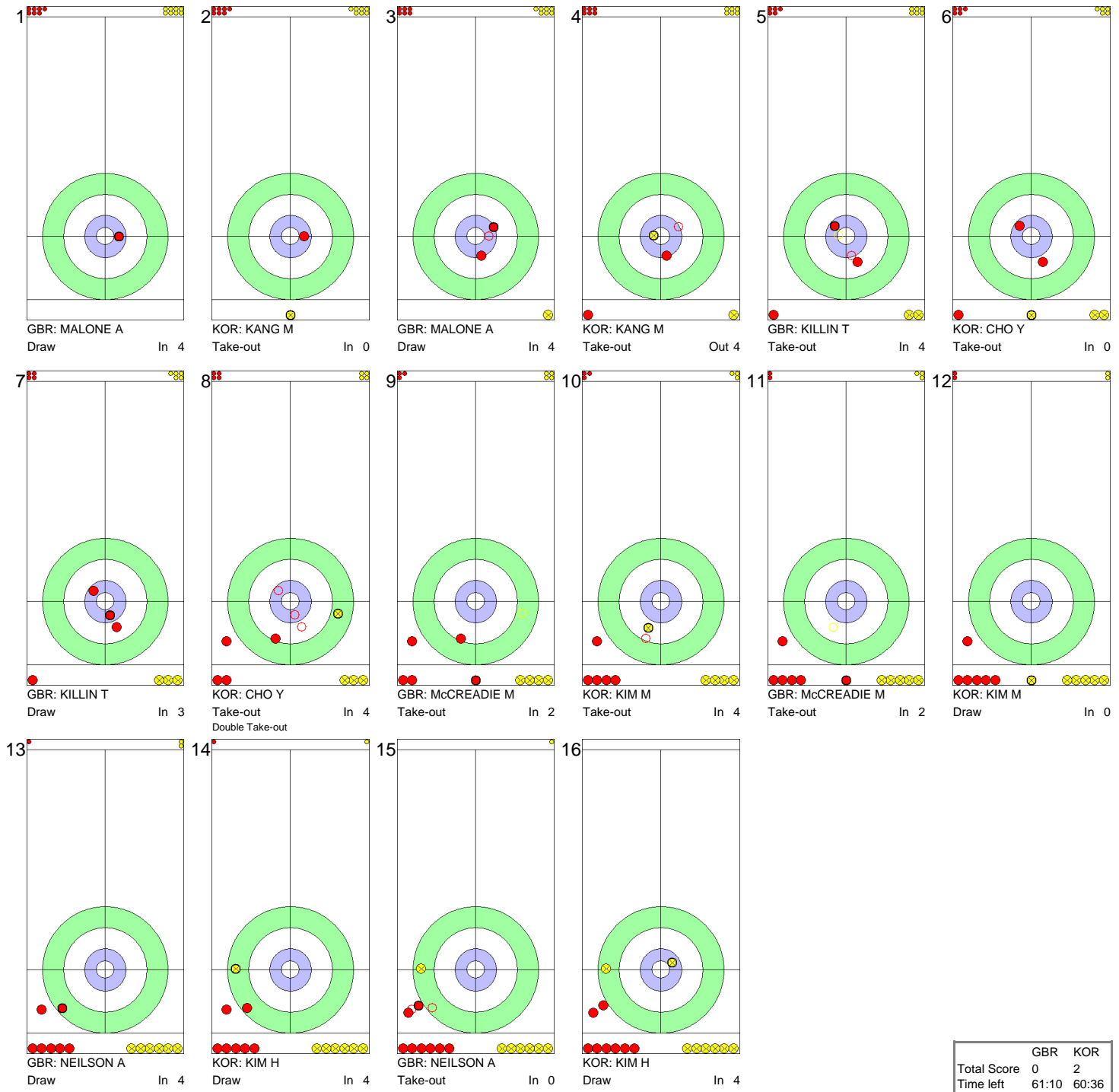
LSFE (\*) Last stone first end



**GAME - SHOT BY SHOT / DÉROULEMENT DE LA PARTIE**

MON 15 MAR 2010 / LUN 15 MAR 2010 START TIME / DÉBUT 12:30

**GBR - Great Britain 0 + 0**      **KOR - Korea 0 + 2**      **End 1**

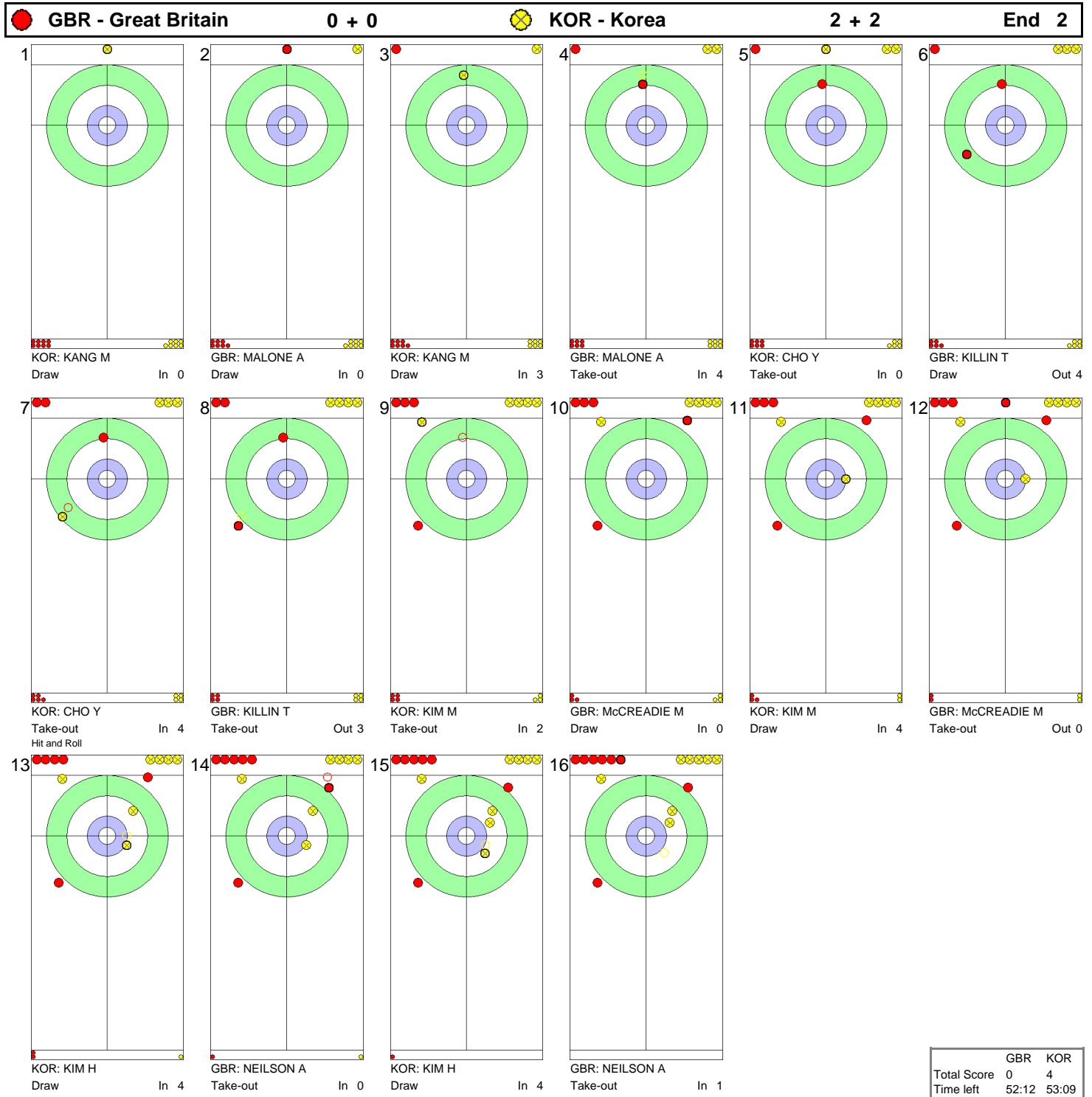


	GBR	KOR
Total Score	0	2
Time left	61:10	60:36



## GAME - SHOT BY SHOT / DÉROULEMENT DE LA PARTIE

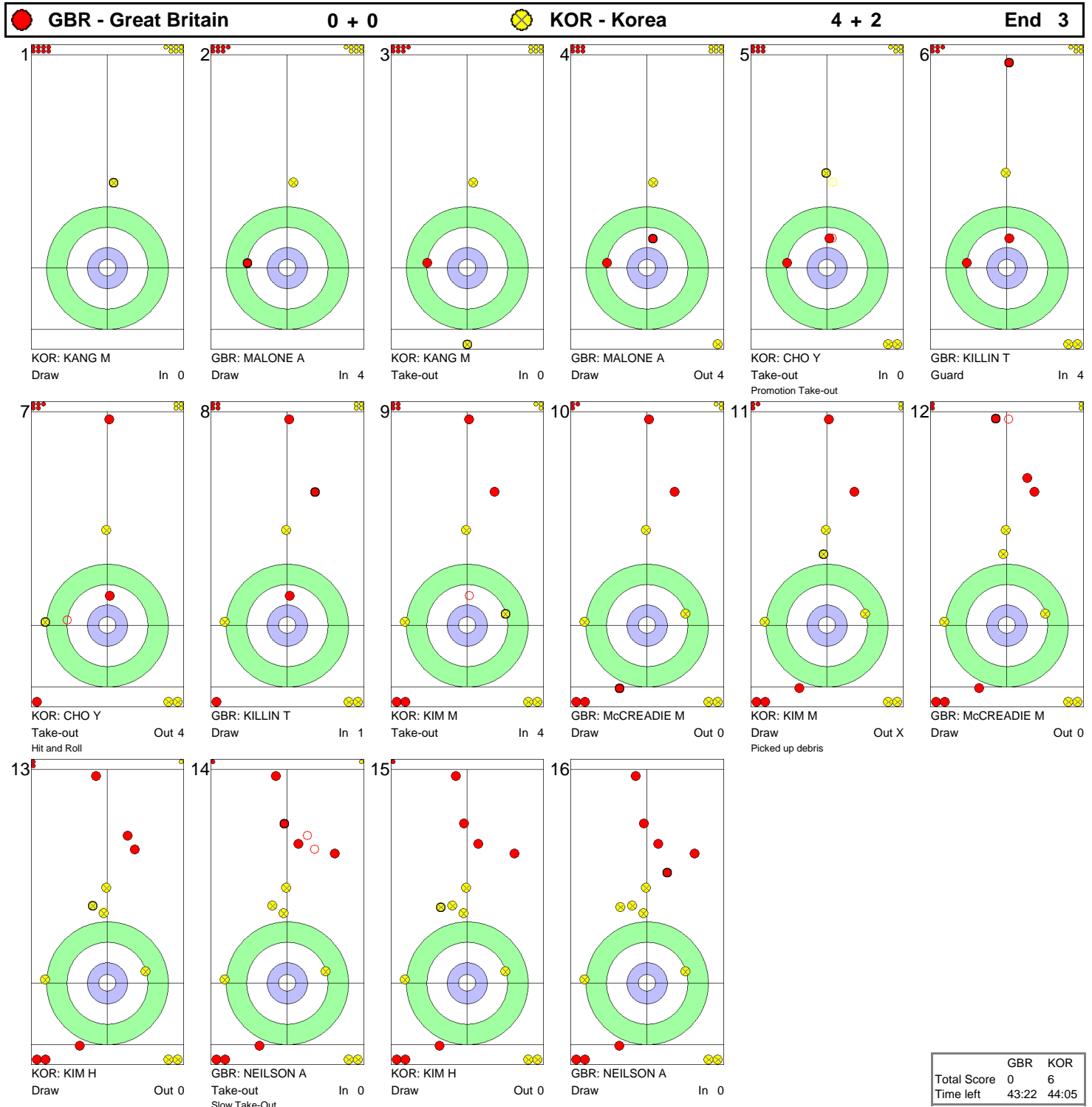
MON 15 MAR 2010 / LUN 15 MAR 2010 START TIME / DÉBUT 12:30





GAME - SHOT BY SHOT / DÉROULEMENT DE LA PARTIE

MON 15 MAR 2010 / LUN 15 MAR 2010 START TIME / DÉBUT 12:30

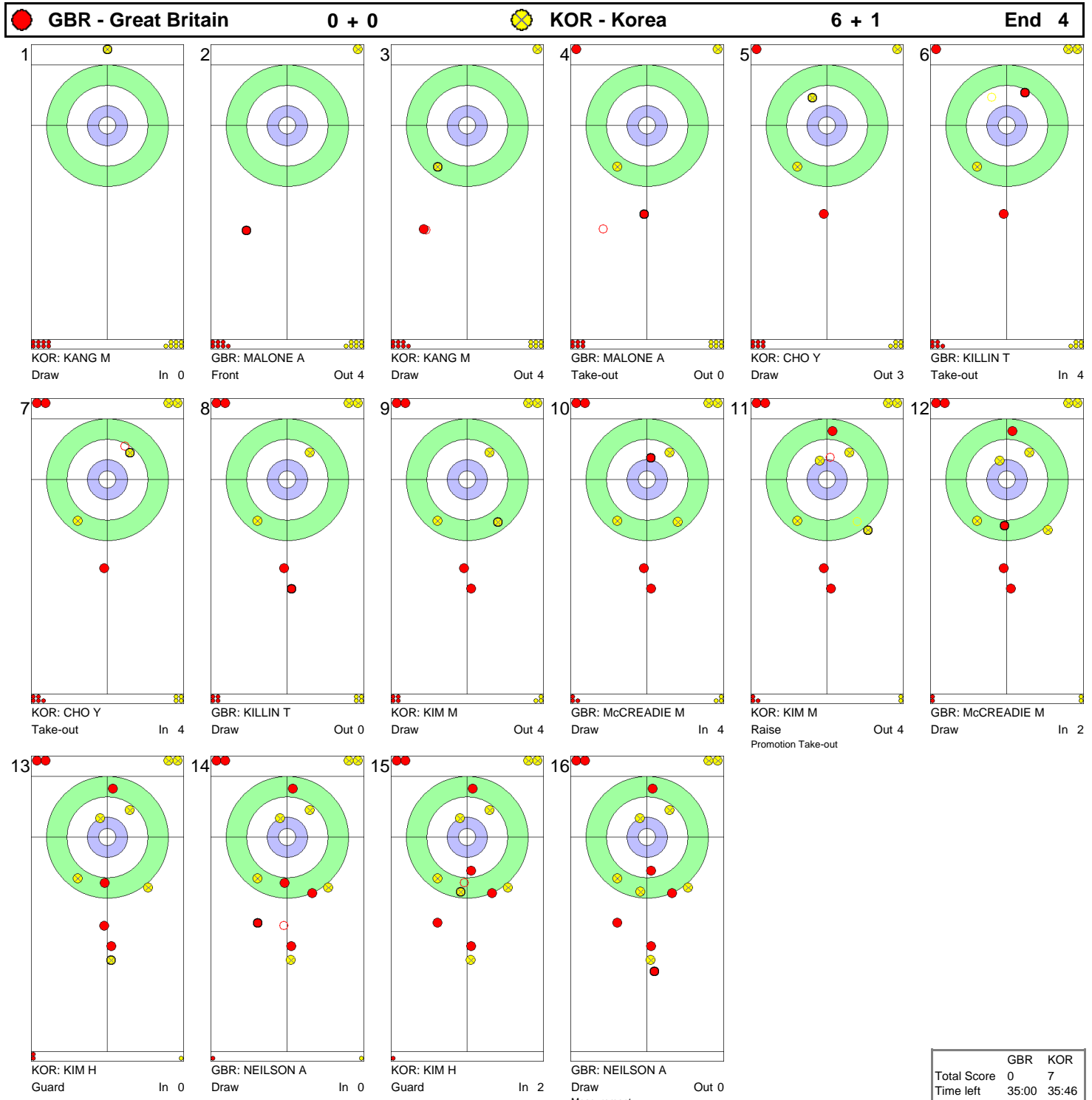


	GBR	KOR
Total Score	0	6
Time left	43:22	44:05



## GAME - SHOT BY SHOT / DÉROULEMENT DE LA PARTIE

MON 15 MAR 2010 / LUN 15 MAR 2010 START TIME / DÉBUT 12:30

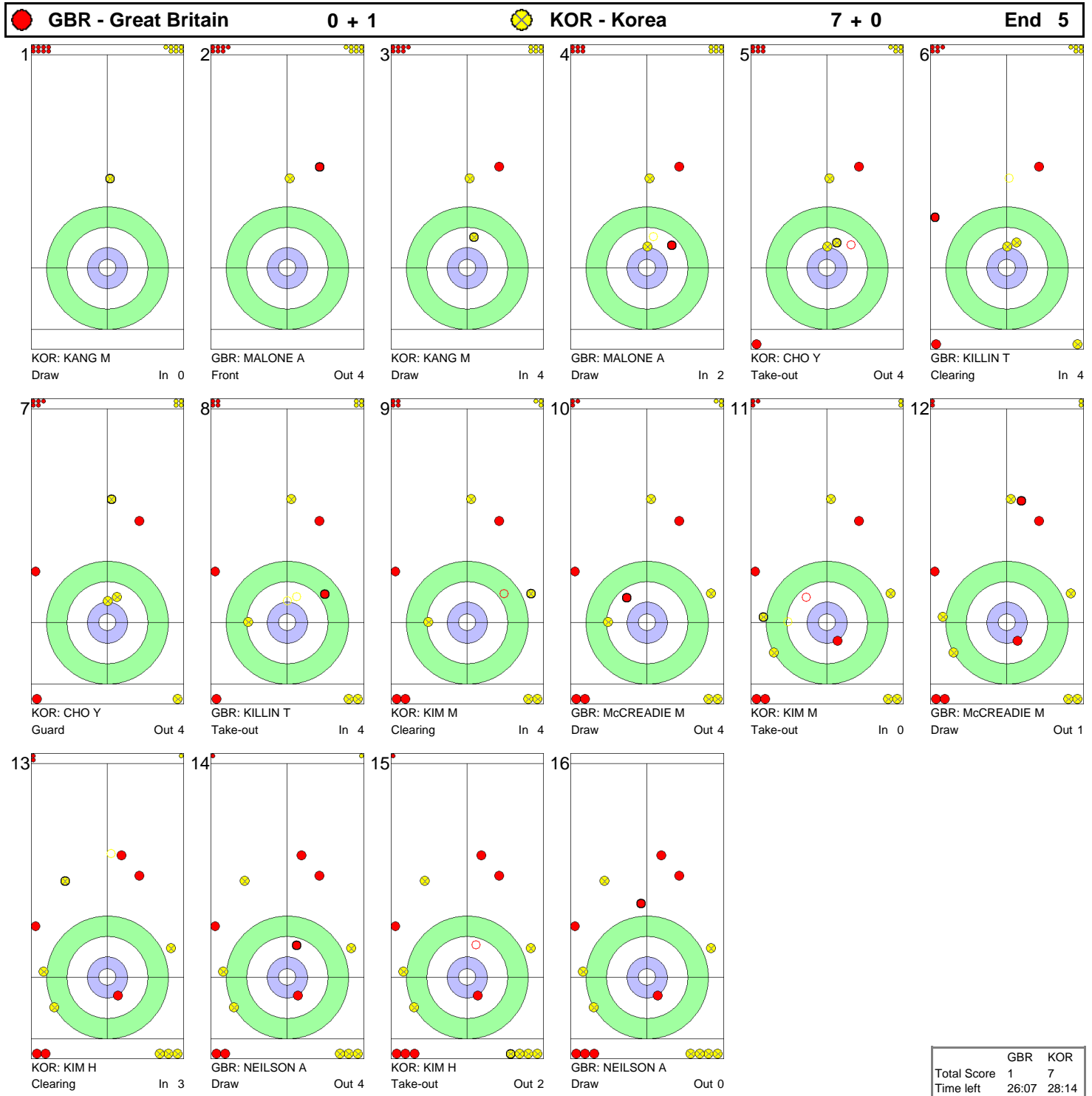


	GBR	KOR
Total Score	0	7
Time left	35:00	35:46



## GAME - SHOT BY SHOT / DÉROULEMENT DE LA PARTIE

MON 15 MAR 2010 / LUN 15 MAR 2010 START TIME / DÉBUT 12:30



	GBR	KOR
Total Score	1	7
Time left	26:07	28:14



**GAME - SHOT BY SHOT / DÉROULEMENT DE LA PARTIE**

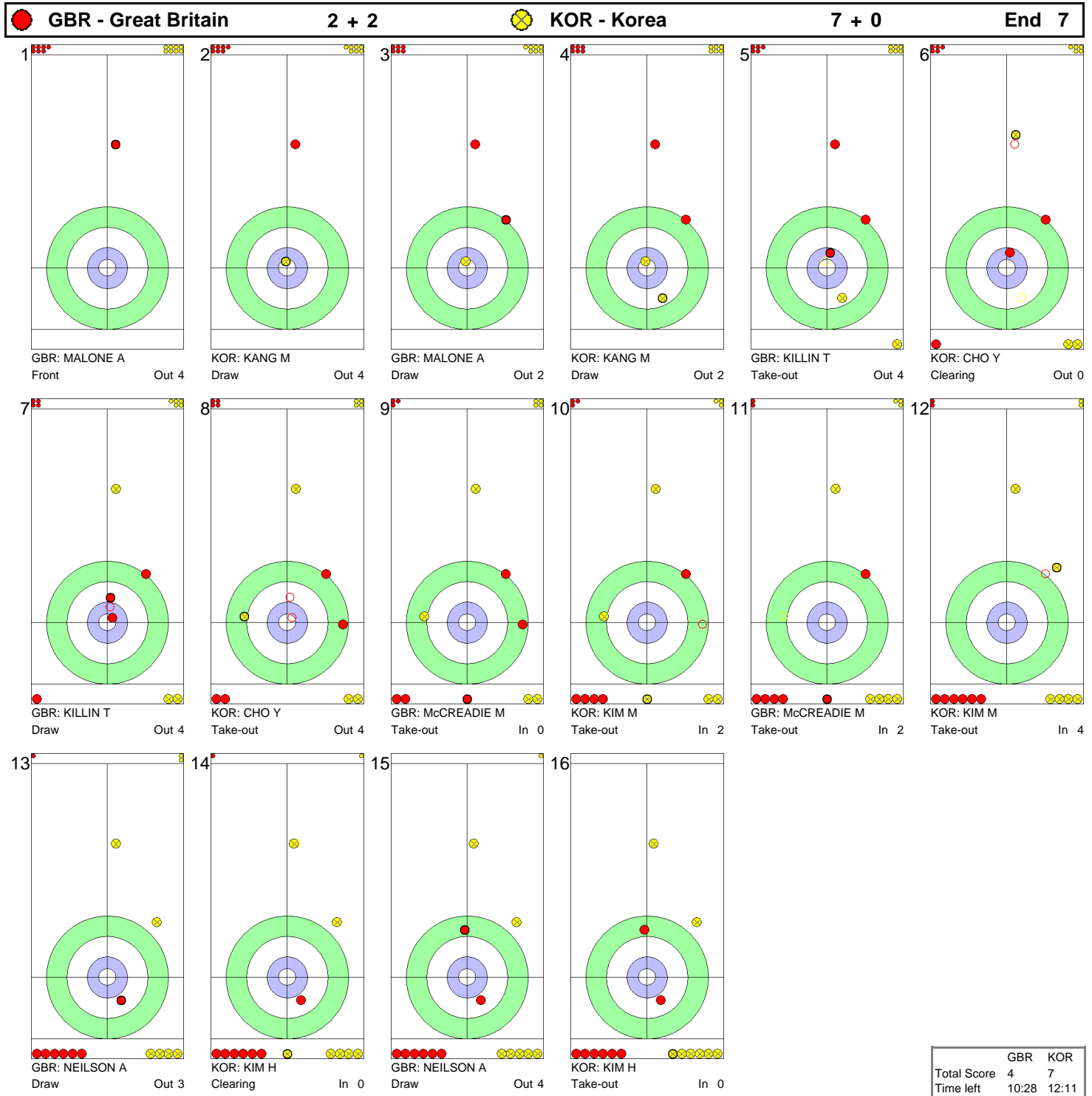
MON 15 MAR 2010 / LUN 15 MAR 2010 START TIME / DÉBUT 12:30





## GAME - SHOT BY SHOT / DÉROULEMENT DE LA PARTIE

MON 15 MAR 2010 / LUN 15 MAR 2010 START TIME / DÉBUT 12:30







**GAME - SHOT BY SHOT / DÉROULEMENT DE LA PARTIE**

MON 15 MAR 2010 / LUN 15 MAR 2010 START TIME / DÉBUT 12:30

**● GBR - Great Britain 4 + X ● KOR - Korea 7 + X End 8**

1  GBR: MALONE A Front Out 4	2  KOR: KANG M Draw In 2	3  GBR: MALONE A Draw Out 3	4  KOR: KANG M Take-out In 0	5  GBR: KILLIN T Draw In 3	6  KOR: CHO Y Take-out In 2 Double Take-out
7  GBR: KILLIN T Draw In X Picked up debris	8  KOR: CHO Y Take-out In 4	9  GBR: McCREADIE M Draw In 4	10  KOR: KIM M Take-out In 0	11  GBR: McCREADIE M Draw Out 0 Time-out	12  KOR: KIM M Take-out Out 0
13  GBR: NEILSON A Draw In 3	14  KOR: KIM H Clearing Out 4				

**NOTES**

Points:  
4 = 100%  
3 = 75%  
2 = 50%  
1 = 25%  
0 = 0%  
X = not considered

Handle:  
In Clockwise  
Out Counter-clockwise

	GBR	KOR
Total Score	4	7
Time left	02:02	06:08



## GAME RESULTS / RÉSULTATS DE LA PARTIE

MON 15 MAR 2010 / LUN 15 MAR 2010 START TIME / DÉBUT 12:30

Sheet	Round	Team	LSFE	1	2	3	4	5	6	7	8	Extra Ends	Total
B	4	NOR - Norway	*	0	1	0	1	0	0	1	1		4
	4	SWE - Sweden		1	0	1	0	0	4	0	0		6

NOR - Norway		Game	All
4 S	LORENTSEN Rune	42 %	44 %
3	STORDAHL Jostein	53 %	54 %
2	SKOGSTAD Geir Arne	52 %	55 %
1	TYSTAD Lene	66 %	66 %
A	SAMDAL Anne Mette	- %	55 %
Team Total		53 %	53 %

SWE - Sweden		Game	All
4	IKONEN Glenn	63 %	58 %
3 S	JUNGNELL Jalle	62 %	43 %
2	BURMAN Patrik	67 %	56 %
1	WILHELM Anette	53 %	58 %
A	KALLIN Patrik	- %	- %
Team Total		61 %	54 %

Time remaining: 3 minutes 23 seconds

Last Stone Draw: 81.0 cm

Time-out: end 4, NOR-7

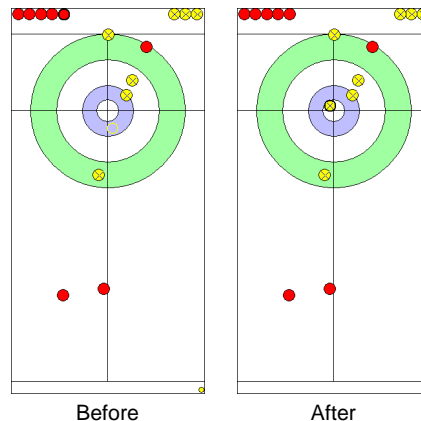
Time remaining: 4 minutes 6 seconds

Last Stone Draw: 133.4 cm

Time-out: end 7, SWE-4

### Most Important Shot:

After throwing several nice Guards to prevent Norway from getting to the shot stones, Swedish Fourth IKONEN G draws to the button. Sweden scores four points and takes dominating control of the game.



End: 6  
Team: SWE  
Player: IKONEN G  
Stone: Fourth, 2nd stone  
Task: Draw  
Handle: Out-turn  
Points: 100%

● : NOR  
● : SWE

### NOTES

Team position and functions are attached to each team member's name as follows:  
4 = Fourth, 3 = Third, 2 = Second, 1 = Lead, A = Alternate, S = Skip

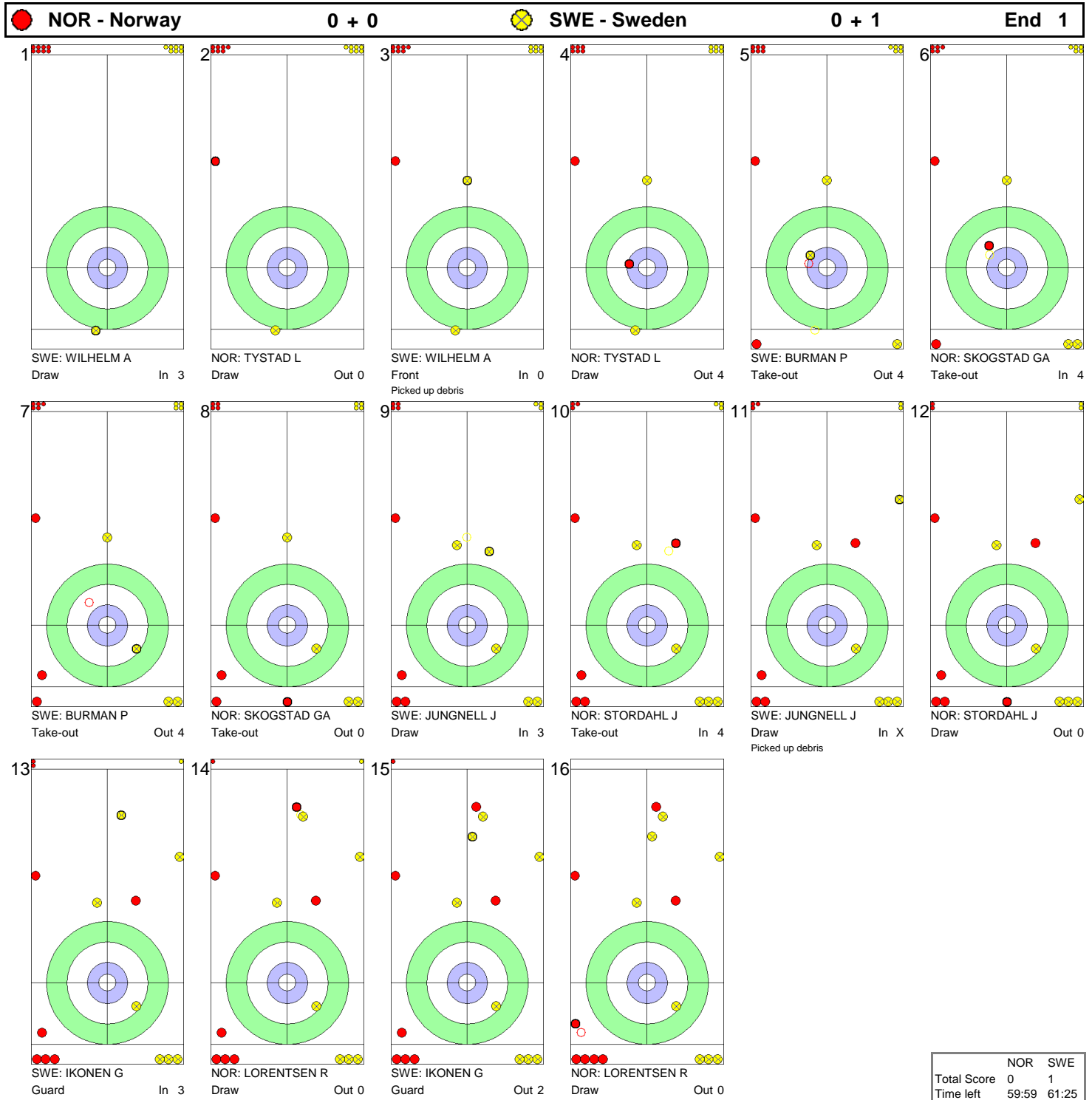
### LEGEND

LSFE (\*) Last stone first end



## GAME - SHOT BY SHOT / DÉROULEMENT DE LA PARTIE

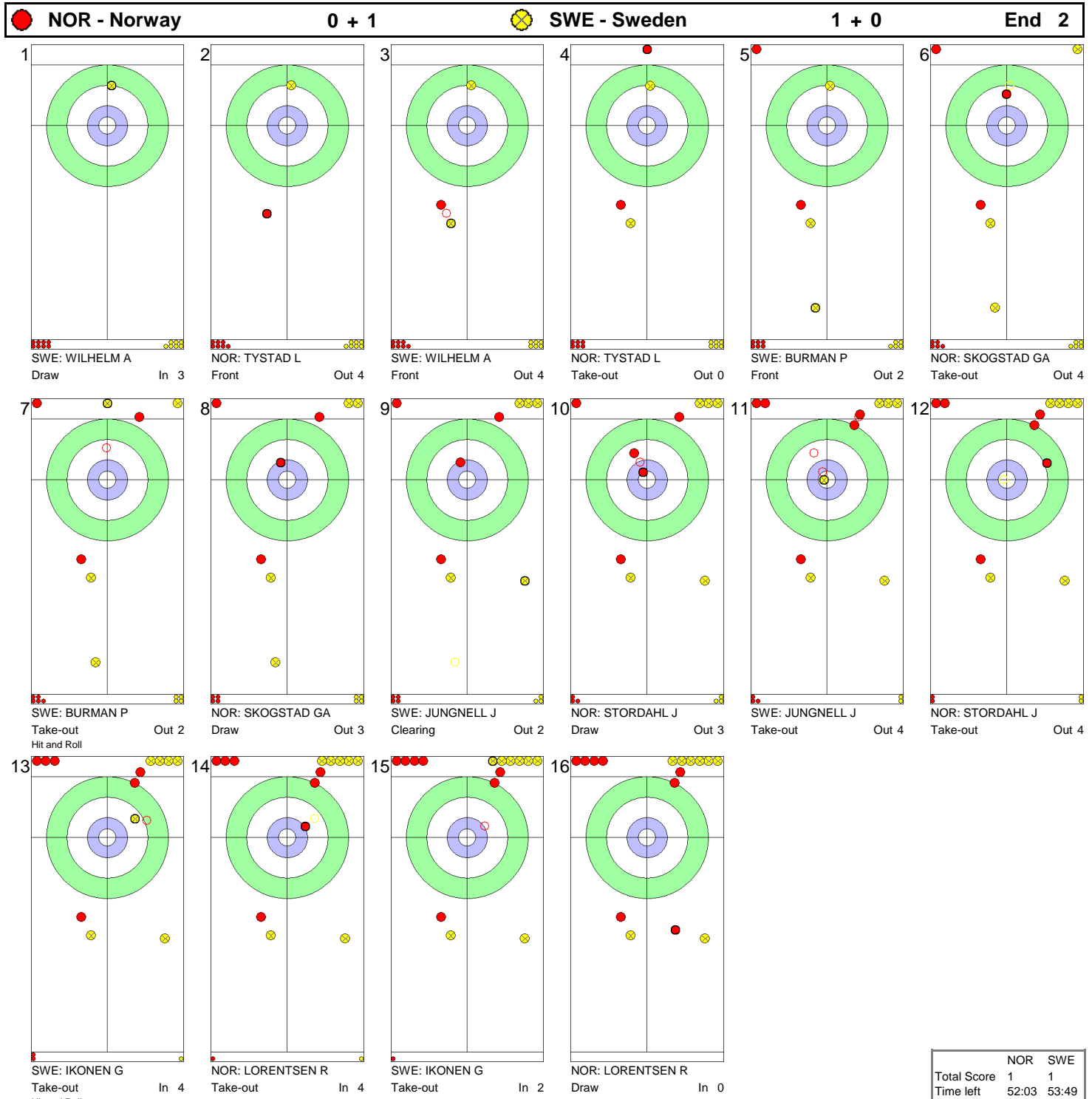
MON 15 MAR 2010 / LUN 15 MAR 2010 START TIME / DÉBUT 12:30





**GAME - SHOT BY SHOT / DÉROULEMENT DE LA PARTIE**

MON 15 MAR 2010 / LUN 15 MAR 2010 START TIME / DÉBUT 12:30

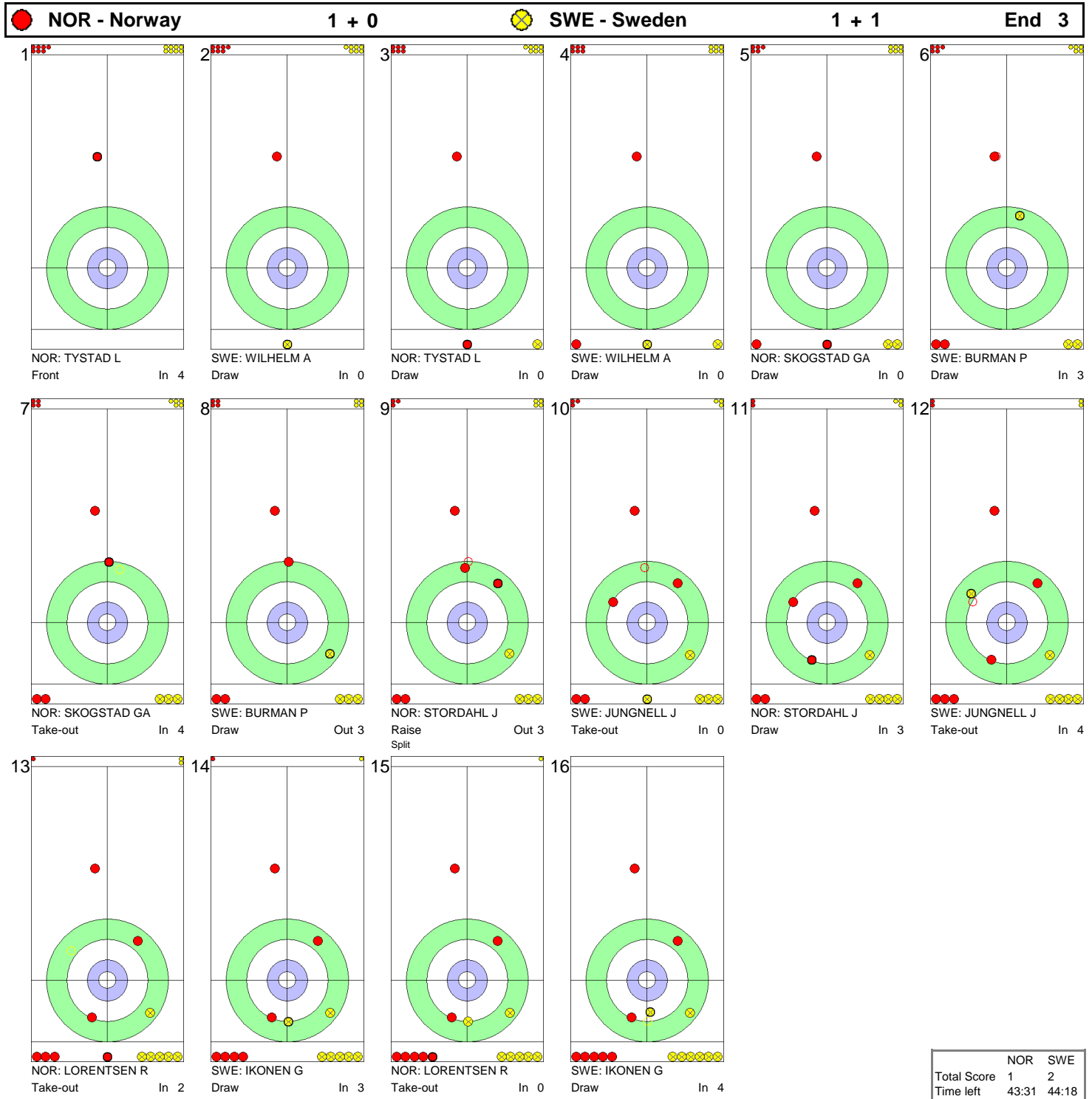


	NOR	SWE
Total Score	1	1
Time left	52:03	53:49



## GAME - SHOT BY SHOT / DÉROULEMENT DE LA PARTIE

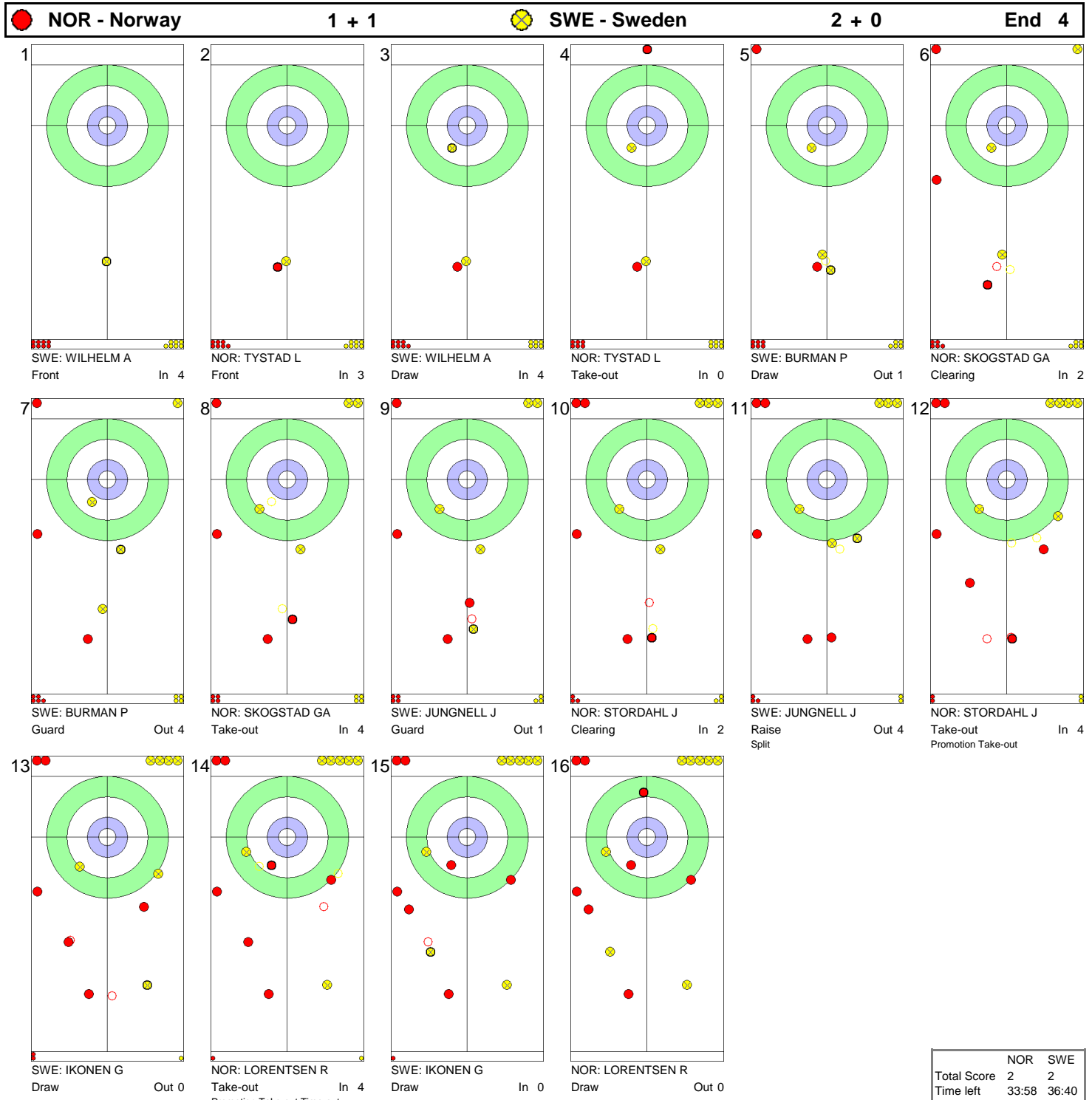
MON 15 MAR 2010 / LUN 15 MAR 2010 START TIME / DÉBUT 12:30





## GAME - SHOT BY SHOT / DÉROULEMENT DE LA PARTIE

MON 15 MAR 2010 / LUN 15 MAR 2010 START TIME / DÉBUT 12:30

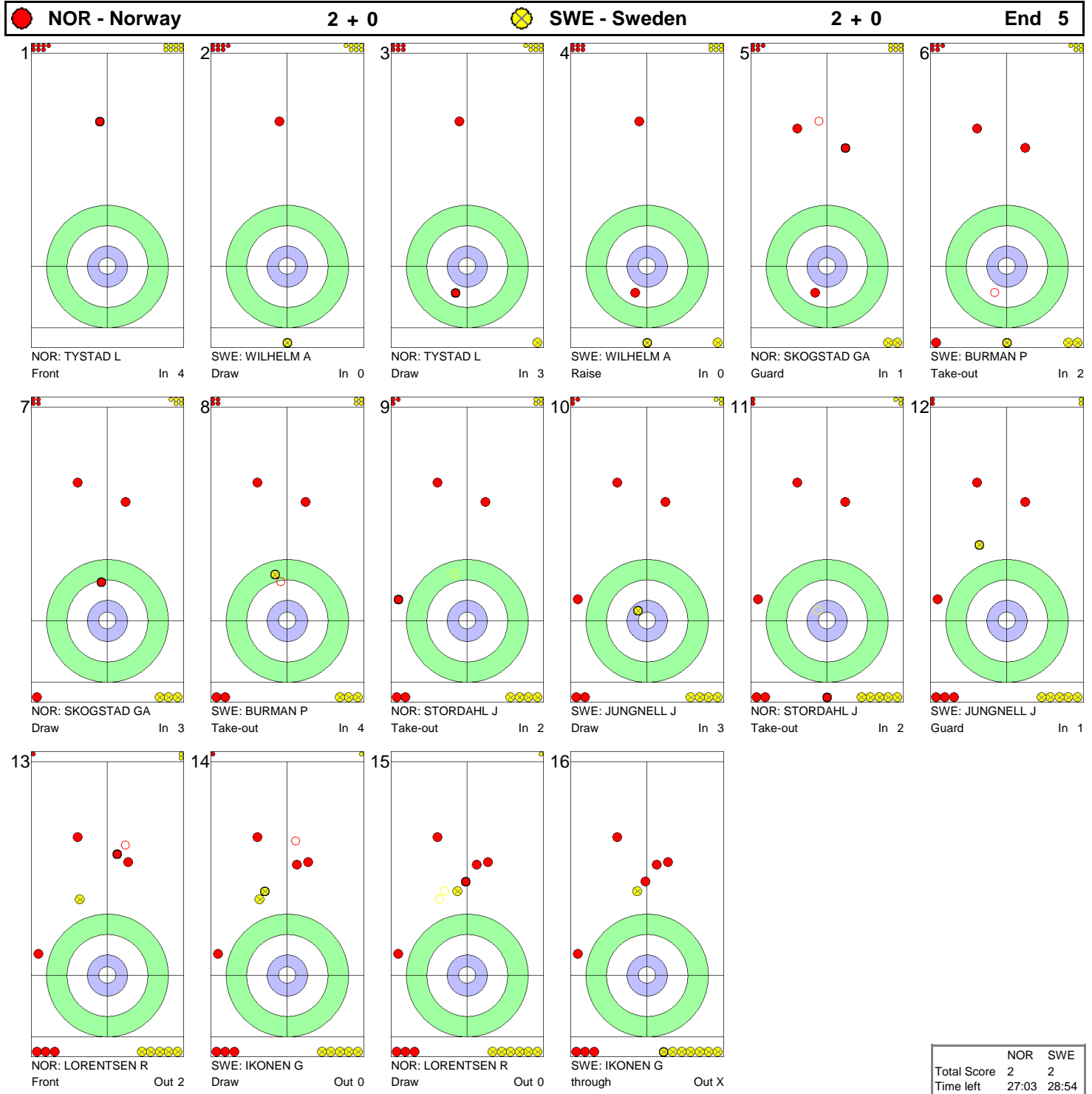


	NOR	SWE
Total Score	2	2
Time left	33:58	36:40



## GAME - SHOT BY SHOT / DÉROULEMENT DE LA PARTIE

MON 15 MAR 2010 / LUN 15 MAR 2010 START TIME / DÉBUT 12:30



	NOR	SWE
Total Score	2	2
Time left	27:03	28:54



## GAME - SHOT BY SHOT / DÉROULEMENT DE LA PARTIE

MON 15 MAR 2010 / LUN 15 MAR 2010 START TIME / DÉBUT 12:30

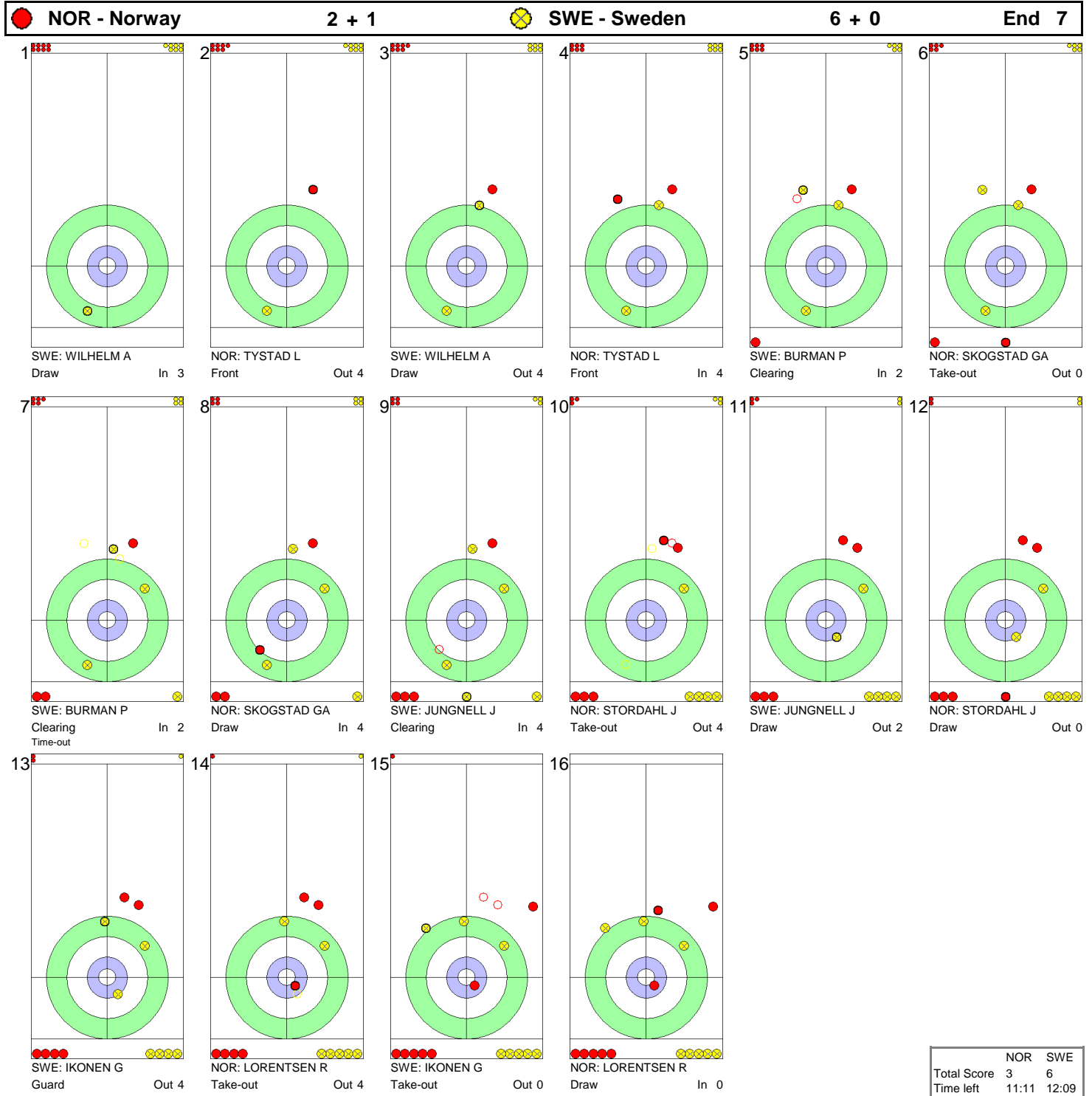






## GAME - SHOT BY SHOT / DÉROULEMENT DE LA PARTIE

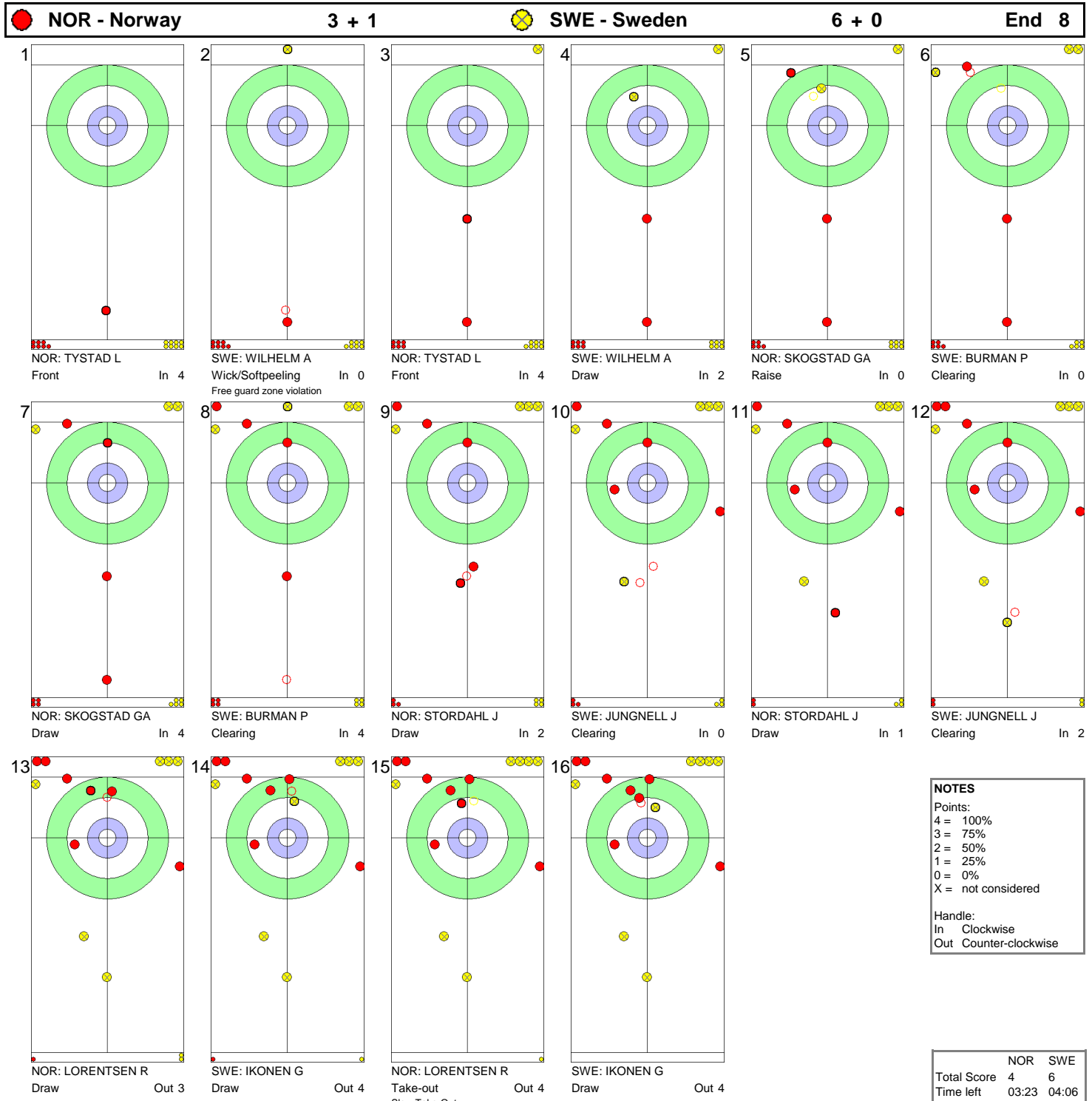
MON 15 MAR 2010 / LUN 15 MAR 2010 START TIME / DÉBUT 12:30





## GAME - SHOT BY SHOT / DÉROULEMENT DE LA PARTIE

MON 15 MAR 2010 / LUN 15 MAR 2010 START TIME / DÉBUT 12:30





## GAME RESULTS / RÉSULTATS DE LA PARTIE

MON 15 MAR 2010 / LUN 15 MAR 2010 START TIME / DÉBUT 12:30

Sheet	Round	Team	LSFE	1	2	3	4	5	6	7	8	Extra Ends	Total
C	4	JPN - Japan	*	0	0	0	1	0	1	0	X		2
	4	CAN - Canada		3	1	2	0	2	0	5	X		13

JPN - Japan		Game	All
4 S	NAKAJIMA Yoji	34 %	44 %
3	ICHIKAWA Katsuo	52 %	53 %
2	HIDAI Takashi	34 %	39 %
1	SAITOH Ayako	75 %	74 %
A	OGAWA Aki	- %	39 %
Team Total		49 %	52 %

CAN - Canada		Game	All
4 S	ARMSTRONG Jim	68 %	59 %
3	NEIGHBOUR Darryl	71 %	55 %
2	FORREST Ina	79 %	67 %
1	GAUDET Sonja	68 %	62 %
A	YIZEK Bruno	- %	- %
Team Total		71 %	61 %

Time remaining: 12 minutes 48 seconds

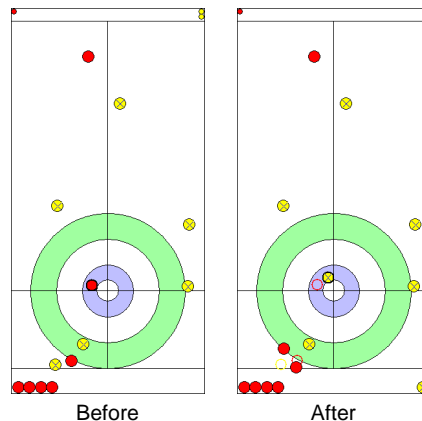
Last Stone Draw: 16.8 cm

Time remaining: 15 minutes 35 seconds

Last Stone Draw: 185.4 cm (out)

### Most Important Shot:

Canadian Skip ARMSTRONG J makes a beautiful Raise/Tap back through a narrow port on the centre line to the Japanese shot stone in the 4 foot to lie 2.



End: 5  
Team: CAN  
Player: ARMSTRONG J  
Stone: Fourth, 1st stone  
Task: Raise  
Handle: In-turn  
Points: 100%

● : JPN  
● : CAN

### NOTES

Team position and functions are attached to each team member's name as follows:  
4 = Fourth, 3 = Third, 2 = Second, 1 = Lead, A = Alternate, S = Skip

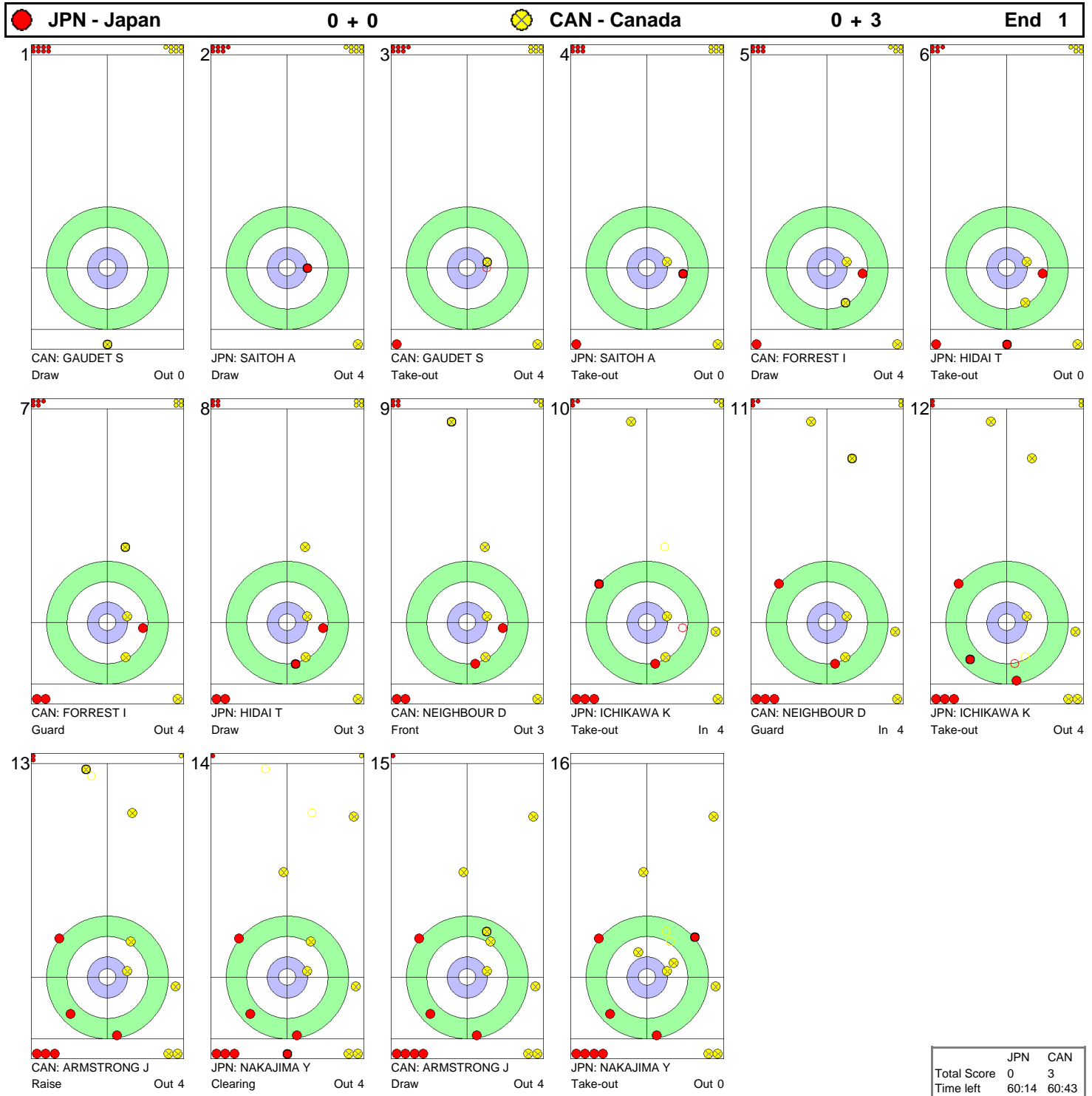
### LEGEND

LSFE (\*) Last stone first end X Unplayed/unfinished end due to concession



## GAME - SHOT BY SHOT / DÉROULEMENT DE LA PARTIE

MON 15 MAR 2010 / LUN 15 MAR 2010 START TIME / DÉBUT 12:30

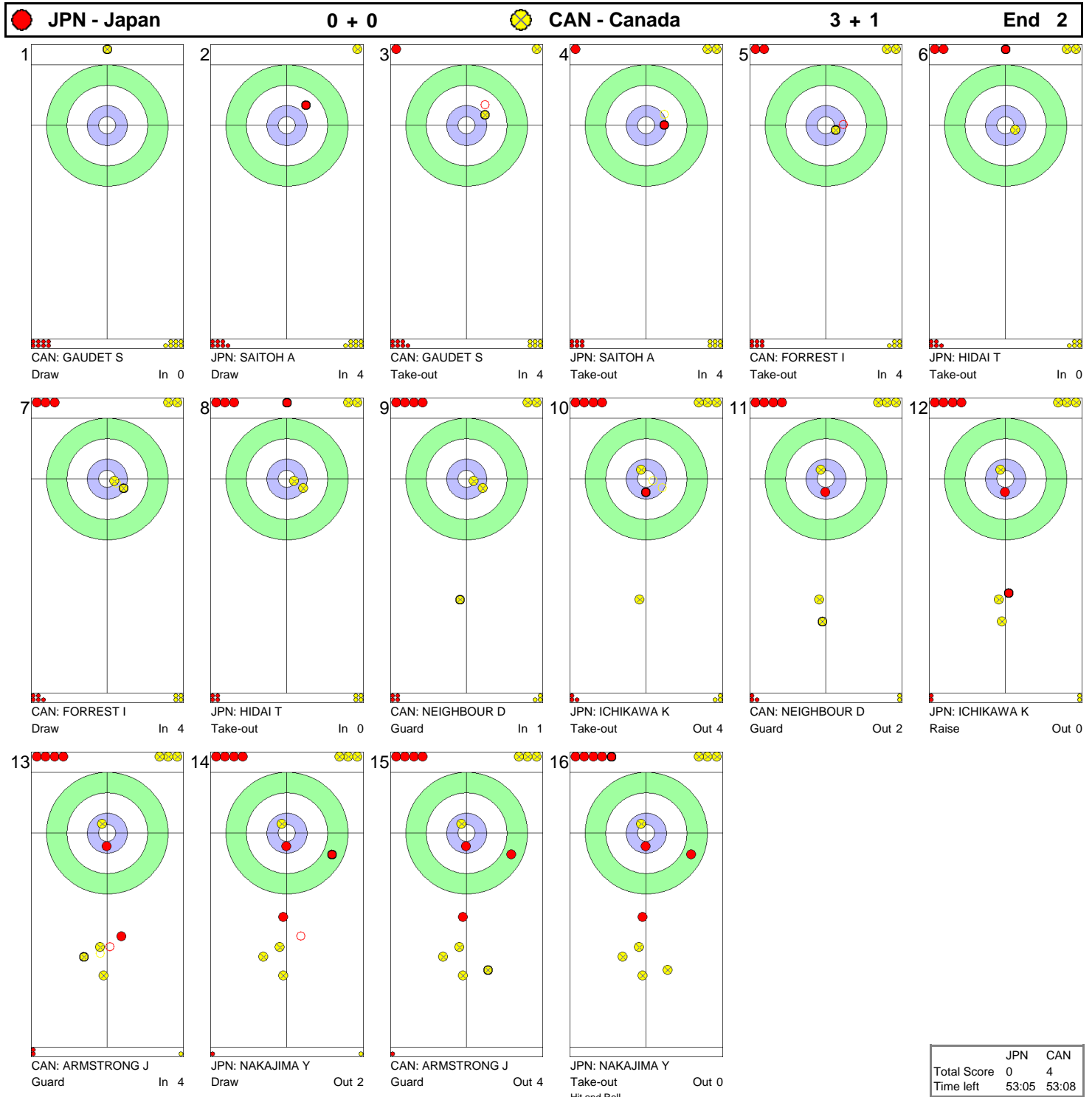


	JPN	CAN
Total Score	0	3
Time left	60:14	60:43



## GAME - SHOT BY SHOT / DÉROULEMENT DE LA PARTIE

MON 15 MAR 2010 / LUN 15 MAR 2010 START TIME / DÉBUT 12:30



	JPN	CAN
Total Score	0	4
Time left	53:05	53:08



## GAME - SHOT BY SHOT / DÉROULEMENT DE LA PARTIE

MON 15 MAR 2010 / LUN 15 MAR 2010 START TIME / DÉBUT 12:30

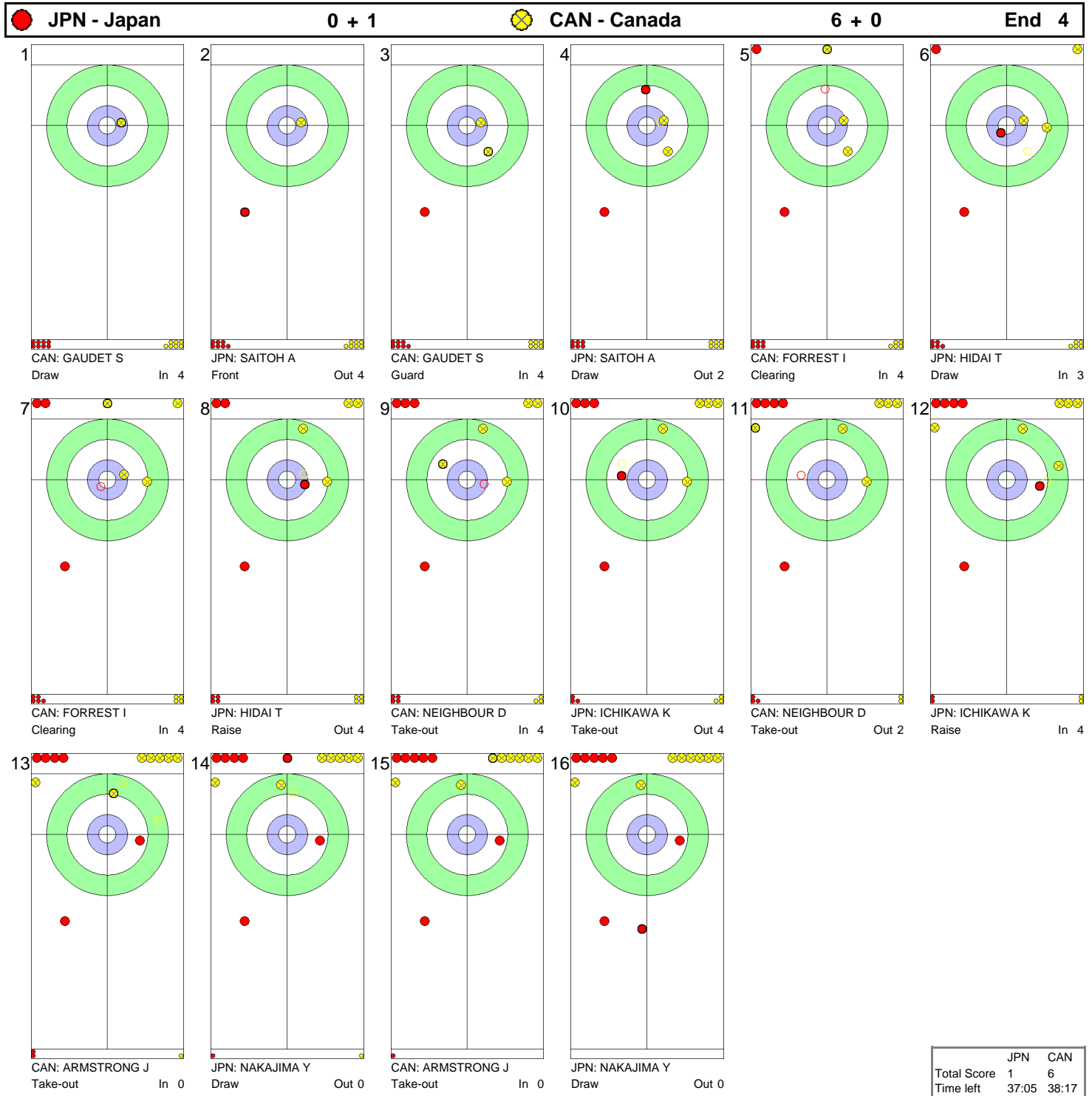


	JPN	CAN
Total Score	0	6
Time left	45:17	44:57



**GAME - SHOT BY SHOT / DÉROULEMENT DE LA PARTIE**

MON 15 MAR 2010 / LUN 15 MAR 2010 START TIME / DÉBUT 12:30

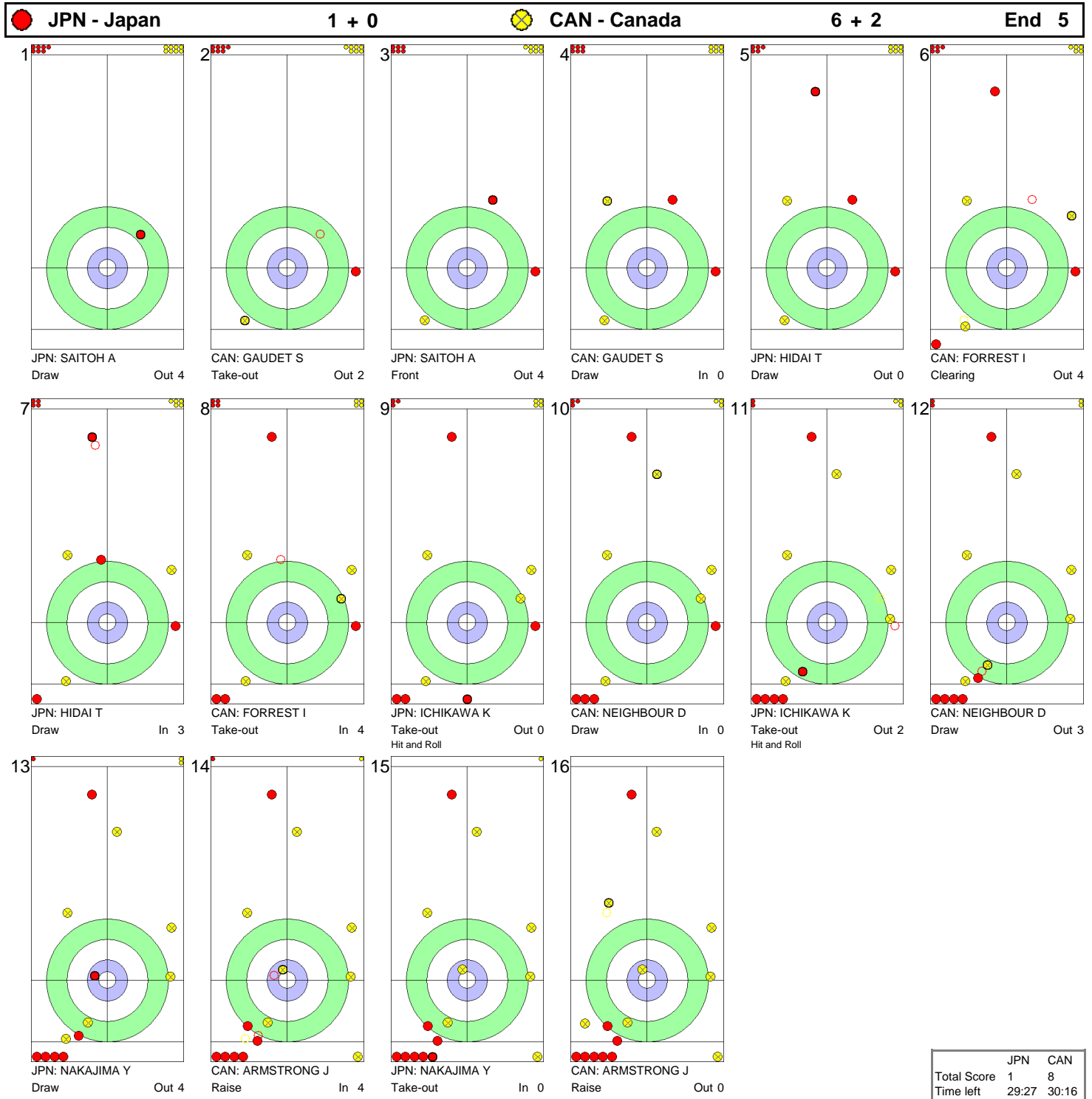


	JPN	CAN
Total Score	1	6
Time left	37:05	38:17



GAME - SHOT BY SHOT / DÉROULEMENT DE LA PARTIE

MON 15 MAR 2010 / LUN 15 MAR 2010 START TIME / DÉBUT 12:30



	JPN	CAN
Total Score	1	8
Time left	29:27	30:16





## GAME - SHOT BY SHOT / DÉROULEMENT DE LA PARTIE

MON 15 MAR 2010 / LUN 15 MAR 2010 START TIME / DÉBUT 12:30

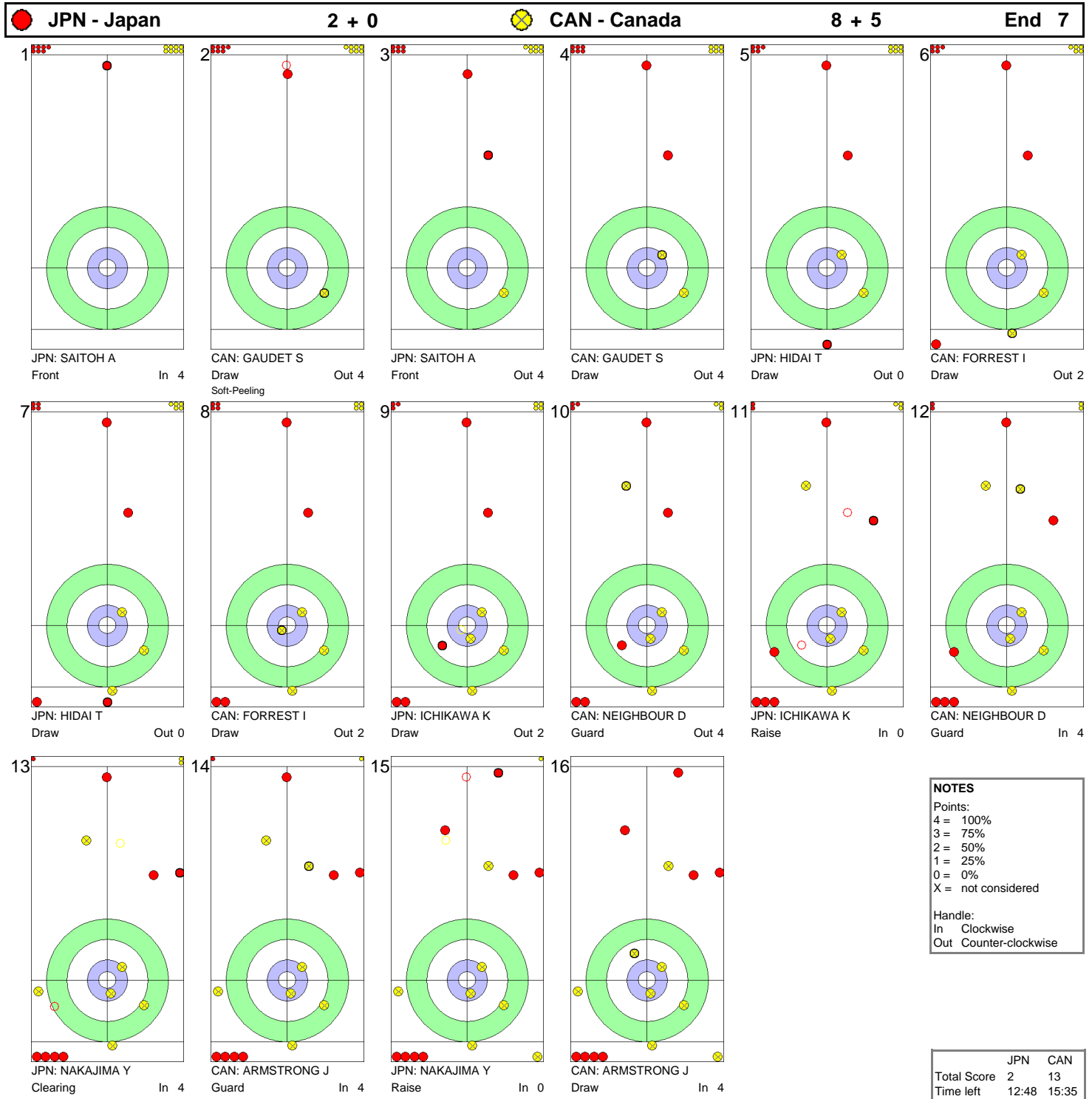


	JPN	CAN
Total Score	2	8
Time left	20:28	22:18



GAME - SHOT BY SHOT / DÉROULEMENT DE LA PARTIE

MON 15 MAR 2010 / LUN 15 MAR 2010 START TIME / DÉBUT 12:30





## GAME RESULTS / RÉSULTATS DE LA PARTIE

MON 15 MAR 2010 / LUN 15 MAR 2010 START TIME / DÉBUT 12:30

Sheet	Round	Team	LSFE	1	2	3	4	5	6	7	8	Extra Ends	Total
D	4	USA - United States of America	*	2	0	2	2	0	1	0	1		8
	4	ITA - Italy		0	1	0	0	0	0	1	0		2

USA - United States of America	Game	All
4 S PEREZ Augusto	82 %	57 %
3 McDONALD Patrick	69 %	53 %
2 PIERCE Jim	63 %	64 %
1 KAPINOWSKI Jacqui	66 %	71 %
A JOSEPH Jimmy	33 %	34 %
Team Total	68 %	60 %

ITA - Italy	Game	All
4 S TABANELLI Andrea	40 %	53 %
3 MARCHESE Egidio	80 %	72 %
2 DALLAPICCOLA Gabriele	44 %	74 %
1 MENARDI Angela	56 %	71 %
A SPELORZI Emanuele	63 %	70 %
Team Total	58 %	67 %

Time remaining: 6 minutes 8 seconds

Last Stone Draw: 177.9 cm

JOSEPH J replaced PIERCE J at the beginning of end 7

Time remaining: 5 minutes 34 seconds

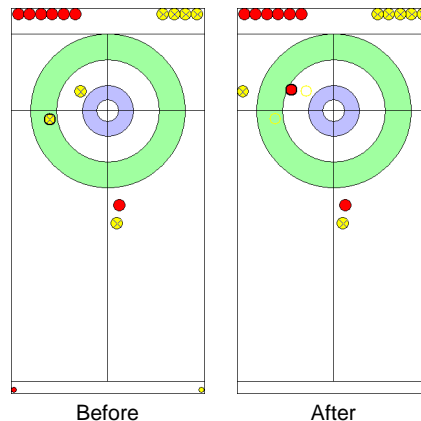
Last Stone Draw: 185.4 cm (out)

Time-out: end 3, ITA-8

SPELORZI E replaced DALLAPICCOLA G at the beginning of end 5

### Most Important Shot:

The U.S. Skip PEREZ A made a tough Double Take-out to clear the 2 Italian stones that Italy had set up to get back in the game. The Italian Skip TABANELLI A missed then his Take-out and the U.S. team scored 1.



End: 6  
Team: USA  
Player: PEREZ A  
Stone: Fourth, 2nd stone  
Task: Take-out  
Handle: In-turn  
Points: 100%

● : USA  
● : ITA

### NOTES

Team position and functions are attached to each team member's name as follows:  
4 = Fourth, 3 = Third, 2 = Second, 1 = Lead, A = Alternate, S = Skip

### LEGEND

LSFE (\*) Last stone first end



GAME - SHOT BY SHOT / DÉROULEMENT DE LA PARTIE

MON 15 MAR 2010 / LUN 15 MAR 2010 START TIME / DÉBUT 12:30

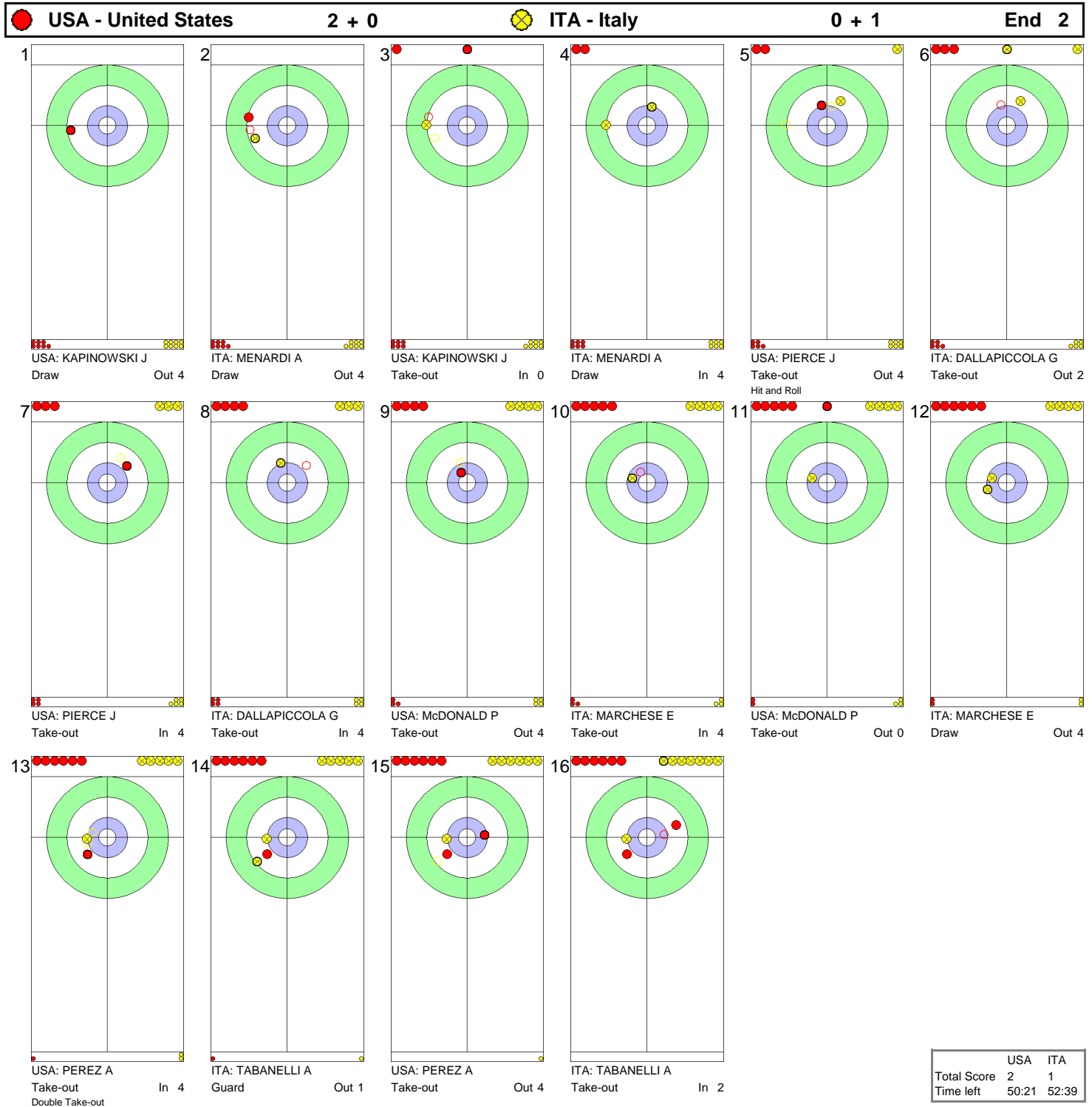


	USA	ITA
Total Score	2	0
Time left	58:32	60:38



## GAME - SHOT BY SHOT / DÉROULEMENT DE LA PARTIE

MON 15 MAR 2010 / LUN 15 MAR 2010 START TIME / DÉBUT 12:30



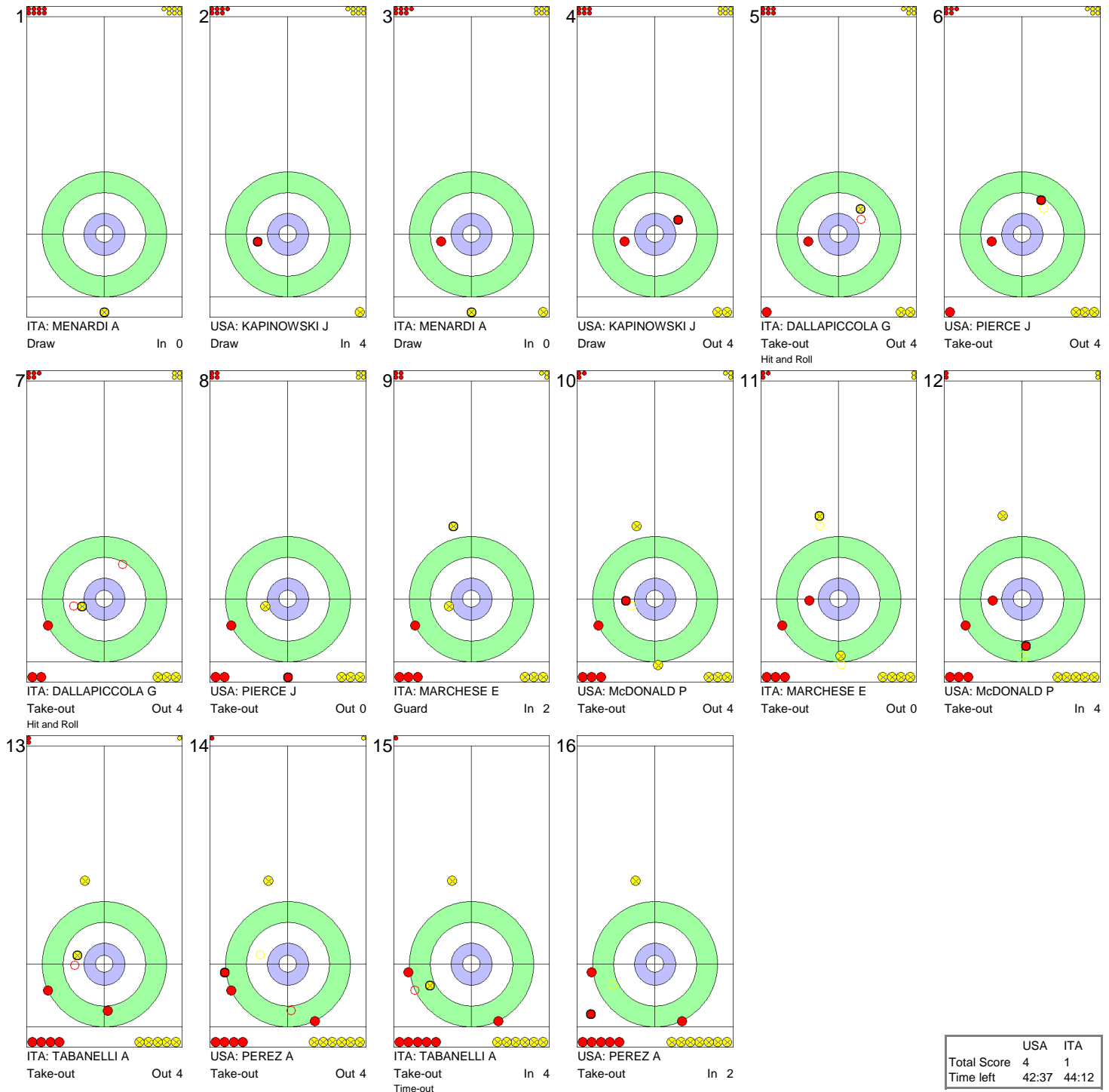
	USA	ITA
Total Score	2	1
Time left	50:21	52:39



**GAME - SHOT BY SHOT / DÉROULEMENT DE LA PARTIE**

MON 15 MAR 2010 / LUN 15 MAR 2010 START TIME / DÉBUT 12:30

**USA - United States 2 + 2**      **ITA - Italy 1 + 0**      **End 3**



	USA	ITA
Total Score	4	1
Time left	42:37	44:12



**GAME - SHOT BY SHOT / DÉROULEMENT DE LA PARTIE**

MON 15 MAR 2010 / LUN 15 MAR 2010 START TIME / DÉBUT 12:30




	USA	ITA
Total Score	6	1
Time left	35:00	36:25



## GAME - SHOT BY SHOT / DÉROULEMENT DE LA PARTIE

MON 15 MAR 2010 / LUN 15 MAR 2010 START TIME / DÉBUT 12:30







GAME - SHOT BY SHOT / DÉROULEMENT DE LA PARTIE

MON 15 MAR 2010 / LUN 15 MAR 2010 START TIME / DÉBUT 12:30

**USA - United States** 6 + 1 **ITA - Italy** 1 + 0 **End 6**



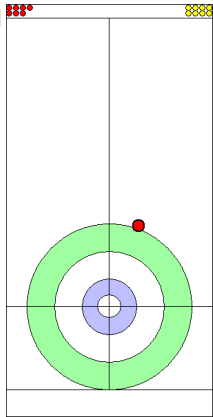
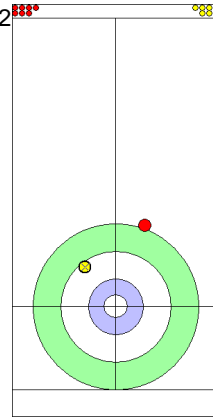
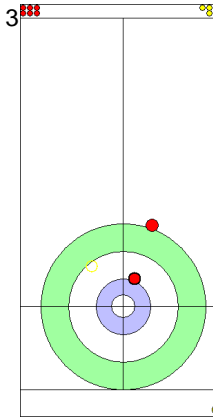
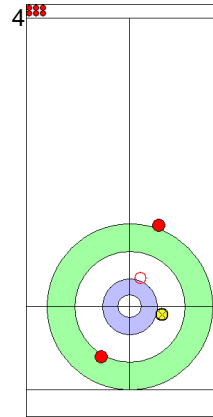
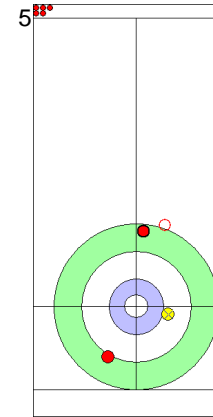
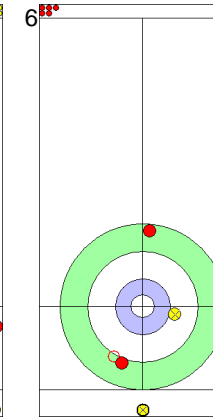
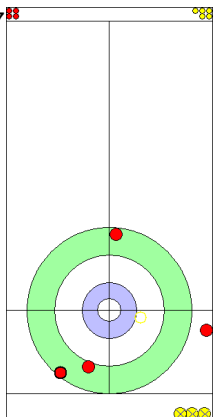
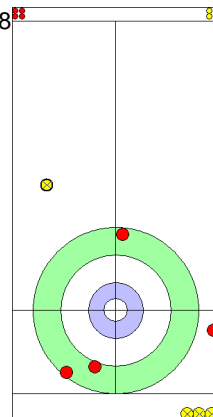
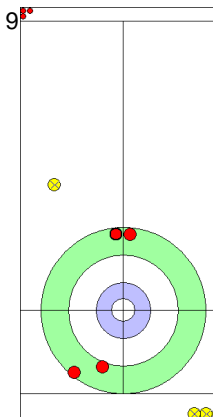
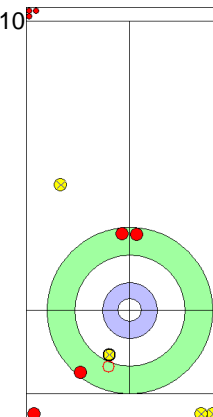
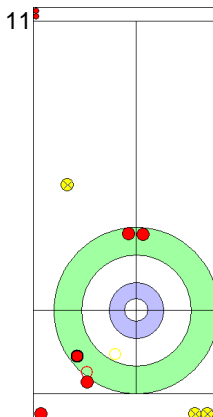
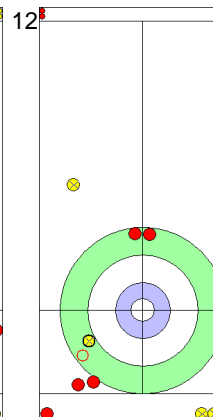
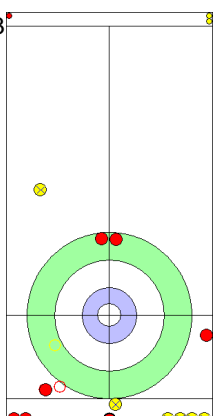
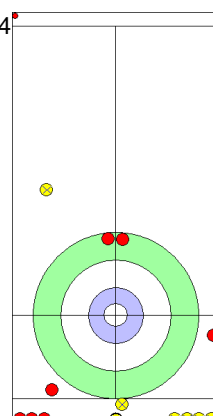
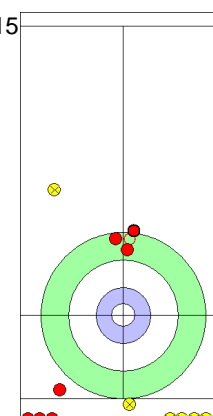
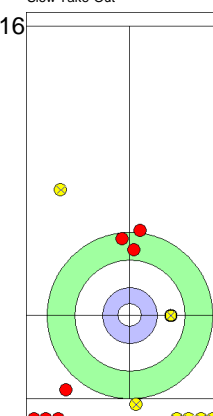


	USA	ITA
Total Score	7	1
Time left	20:40	21:06



## GAME - SHOT BY SHOT / DÉROULEMENT DE LA PARTIE

MON 15 MAR 2010 / LUN 15 MAR 2010 START TIME / DÉBUT 12:30

 USA - United States		7 + 0	 ITA - Italy		1 + 1	End 7
1	 USA: KAPINOWSKI J Draw Out 4					
2	 ITA: MENARDI A Draw In 4					
3	 USA: KAPINOWSKI J Take-out In 4					
4	 ITA: MENARDI A Take-out In 3					
5	 USA: JOSEPH J Take-out In 0					
6	 ITA: SPELORZI E Take-out In 0					
7	 USA: JOSEPH J Take-out In 4					
8	 ITA: SPELORZI E Draw Out 0					
9	 USA: McDONALD P Draw Out 4					
10	 ITA: MARCHESE E Take-out Out 4					
11	 USA: McDONALD P Take-out Out 4					
12	 ITA: MARCHESE E Raise In 4					
13	 USA: PEREZ A Take-out In 4					
14	 ITA: TABANELLI A Take-out In 0					
15	 USA: PEREZ A Draw In 4					
16	 ITA: TABANELLI A Draw In 4					

	USA	ITA
Total Score	7	2
Time left	12:16	13:02



**GAME - SHOT BY SHOT / DÉROULEMENT DE LA PARTIE**

MON 15 MAR 2010 / LUN 15 MAR 2010 START TIME / DÉBUT 12:30

● USA - United States		7 + 1		● ITA - Italy		2 + 0		End 8															
1		ITA: MENARDI A Draw	In 0	2		USA: KAPINOWSKI J through	Out X	3		ITA: MENARDI A Front	In 4	4		USA: KAPINOWSKI J through	Out X	5		ITA: SPELORZI E Front	In 4	6		USA: JOSEPH J through	Out X
7		ITA: SPELORZI E Draw	In 4	8		USA: JOSEPH J Clearing	Out 0	9		ITA: MARCHESE E Draw	Out 4	10		USA: McDONALD P Take-out	Out 4	11		ITA: MARCHESE E Take-out	Out 4	12		USA: McDONALD P Clearing	Out 4
13		ITA: TABANELLI A Draw	In 4	14		USA: PEREZ A Draw	In 3	15		ITA: TABANELLI A Take-out	In 0	16		USA: PEREZ A not played	Out X								

**NOTES**  
Points:  
4 = 100%  
3 = 75%  
2 = 50%  
1 = 25%  
0 = 0%  
X = not considered  
Handle:  
In Clockwise  
Out Counter-clockwise

	USA	ITA
Total Score	8	2
Time left	06:08	05:34



## SESSION RESULTS AND STANDINGS RÉSULTATS DE LA SESSION ET CLASSEMENT

SUN 14 MAR 2010 / DIM 14 MAR 2010 START TIME / DÉBUT 18:00

Sheet	Round	Team	LSFE	1	2	3	4	5	6	7	8	Extra	Ends	Total
A	3	SWE - Sweden	*	0	0	0	0	0	1	0	X			1
	3	ITA - Italy		1	1	1	2	3	0	1	X			9
B	3	JPN - Japan	*	0	0	0	1	0	3	0	X			4
	3	GER - Germany		3	1	3	0	3	0	2	X			12
D	3	SUI - Switzerland	*	0	0	2	0	0	0	0	X			2
	3	GBR - Great Britain		1	1	0	1	4	2	1	X			10

### Standings After Round Robin Session 4

Rank	Team	Games	Wins	Losses
1	CAN - Canada	3	3	0
2	GER - Germany	3	2	1
2	ITA - Italy	3	2	1
2	KOR - Korea	3	2	1
2	USA - United States of America	3	2	1
6	GBR - Great Britain	3	1	2
6	JPN - Japan	3	1	2
6	NOR - Norway	3	1	2
6	SUI - Switzerland	3	1	2
10	SWE - Sweden	3	0	3

#### LEGEND

LSFE (\*) Last stone first end

X Unplayed/unfinished end due to concession



## SESSION REVIEW / SYNTHÈSE DE LA SESSION

SUN 14 MAR 2010 / DIM 14 MAR 2010 START TIME / DÉBUT 18:00

### Session 4: ITA 9-1 SWE, GER 12-4 JPN, GBR 10-2 SUI

VANCOUVER, Mar 14 - Stolen ends were the order of the evening as Italy, Germany and Great Britain posted victories in Session 4 of the Wheelchair Curling tournament at Vancouver Paralympic Centre on Sunday.

#### ITA 9-1 SWE (Sheet A)

Italy continued with its aggressive play from the afternoon into the evening Session [Session 3 and 4] with several successful draws in the first end. Sweden, which had a bye in Session 3, had trouble with both its hits and draws, resulting in a steal of one point for Italy.

In the second end, Sweden skip Jalle JUNGNELL (SWE) flashed his last stone, leaving Italy with another steal of one point and a 2-0 lead.

The trouble continued for JUNGNELL (SWE) in the third end when he missed a raise angle takeout, resulting in a steal of one point and a 3-0 lead for Italy.

In the fourth end, Italy third Egidio MARCHESE (ITA) made a tap-back to have his stone remain frozen next to a Sweden stone. That shot set up the end for Italy and another steal of two for a 5-0 lead.

Sweden second Patrik BURMAN (SWE) made a triple takeout in the fifth end to get his team out of some early trouble, but it wasn't enough as Italy racked up another steal of three points and an 8-0 lead.

A raise to the four foot by JUNGNELL (SWE) got Sweden on the scoreboard with one point in the sixth.

Italy scored a single point in the seventh end. Sweden conceded giving Italy the 9-1 victory.

#### GER 12-4 JPN (Sheet B)

Both Japan and Germany came into Session 4 having lost their Session 3 matches.

In the first end, Germany loaded up the house with stones, forcing Japan into hits. After a few mistakes by Japan, Germany stole three points.

Nearly every stone was in play in the second end. Germany successfully guarded a stone in the four foot and stole another point for a 4-0 lead.

Japan couldn't get anything going in the third end, resulting in another steal of three and a commanding 7-0 lead for Germany.

Japan got on the scoreboard with a single point in the fourth end.

In the fifth, Germany extended its lead to 10-1 by scoring three points.

Japan drew for three points in the sixth end.

Germany drew for two points in the seventh end. Japan conceded with Germany picking up its second win of the tournament by a commanding score of 12-4.



## GBR 10 -2 SUI (Sheet D)

Switzerland, coming off a bad 13-4 loss to Italy in Session 3, juggled the team's line-up to face a rested Great Britain, that was idle in Session 3.

The first end saw an exchange of hits and a steal of one point for Great Britain.

Great Britain found its draw weight in the second end, placing stone after stone right into the four foot. Switzerland was unable to remove a Great Britain stone covering the button, resulting in another point steal and a 2-0 lead.

Switzerland skip Manfred BOLLIGER (SUI) made a draw for a deuce in the third end to tie the game 2-2.

There was more complicated play in the fourth end. Great Britain fourth-stone thrower Aileen NEILSON (GBR) had to remove a Switzerland stone off the back of the four-foot to score a single point and take a 3-2 lead.

In the fifth end, facing four Great Britain stones, BOLLIGER (SUI) failed on his draw attempt with his last shot. Great Britain stole four points and extended its lead to 7-2.

BOLLIGER (SUI) came up heavy with his last stone in the sixth end, giving up another steal of two points to Great Britain, increasing the gap to 9-2.

Great Britain stole another point in the seventh end. The team shook hands after that, putting a 10-2 win on the board for Great Britain.

Canada, Korea, Norway and the United States had byes for Session 4. All return to the ice for Session 5 on Monday, March 15.

In Session 5, Great Britain faces Korea, Norway plays Sweden, it's Japan against Canada and the USA vs Italy. Germany and Switzerland have Monday afternoon off.

After two days of play, Canada is the only undefeated team with three wins.

Four teams are tied at two wins and one loss - Korea, Germany, Italy and the United States.

Three teams each have one victory and two losses - Switzerland, Norway and Great Britain.

Sweden is still seeking its first win after losing three games.



## GAME RESULTS / RÉSULTATS DE LA PARTIE

SUN 14 MAR 2010 / DIM 14 MAR 2010 START TIME / DÉBUT 18:00

Sheet	Round	Team	LSFE	1	2	3	4	5	6	7	8	Extra Ends	Total
A	3	SWE - Sweden	*	0	0	0	0	0	1	0	X		1
	3	ITA - Italy		1	1	1	2	3	0	1	X		9

SWE - Sweden		Game	All
4 S	JUNGNELL Jalle	34 %	36 %
3	IKONEN Glenn	64 %	56 %
2	BURMAN Patrik	63 %	52 %
1	WILHELM Anette	63 %	60 %
A	KALLIN Patrik	- %	- %
Team Total		56 %	51 %

ITA - Italy		Game	All
4 S	TABANELLI Andrea	64 %	58 %
3	MARCHESE Egidio	75 %	70 %
2	DALLAPICCOLA Gabriele	86 %	83 %
1	MENARDI Angela	80 %	76 %
A	SPELORZI Emanuele	- %	75 %
Team Total		76 %	71 %

Time remaining: 8 minutes 26 seconds

Last Stone Draw: 10.6 cm

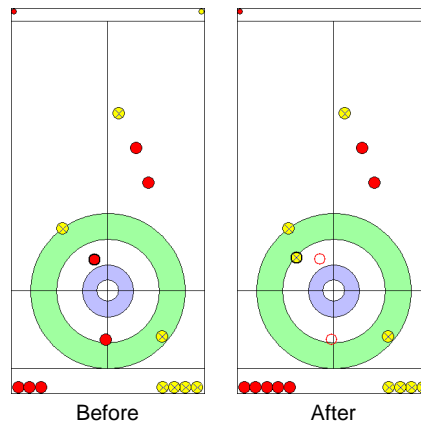
Time-out: end 4, SWE-7

Time remaining: 13 minutes 38 seconds

Last Stone Draw: 185.4 cm (out)

### Most Important Shot:

The Italian Skip TABANELLI A executed a brilliant Double Take-out with a perfect roll to lie 3 stones. This forced the Swedish Skip to attempt a Draw that he missed.



End: 5  
Team: ITA  
Player: TABANELLI A  
Stone: Fourth, 2nd stone  
Task: Take-out  
Handle: In-turn  
Points: 100%

● : SWE  
● : ITA

### NOTES

Team position and functions are attached to each team member's name as follows:  
4 = Fourth, 3 = Third, 2 = Second, 1 = Lead, A = Alternate, S = Skip

### LEGEND

LSFE (\*) Last stone first end X Unplayed/unfinished end due to concession



## GAME - SHOT BY SHOT / DÉROULEMENT DE LA PARTIE

SUN 14 MAR 2010 / DIM 14 MAR 2010 START TIME / DÉBUT 18:00








## GAME - SHOT BY SHOT / DÉROULEMENT DE LA PARTIE

SUN 14 MAR 2010 / DIM 14 MAR 2010 START TIME / DÉBUT 18:00

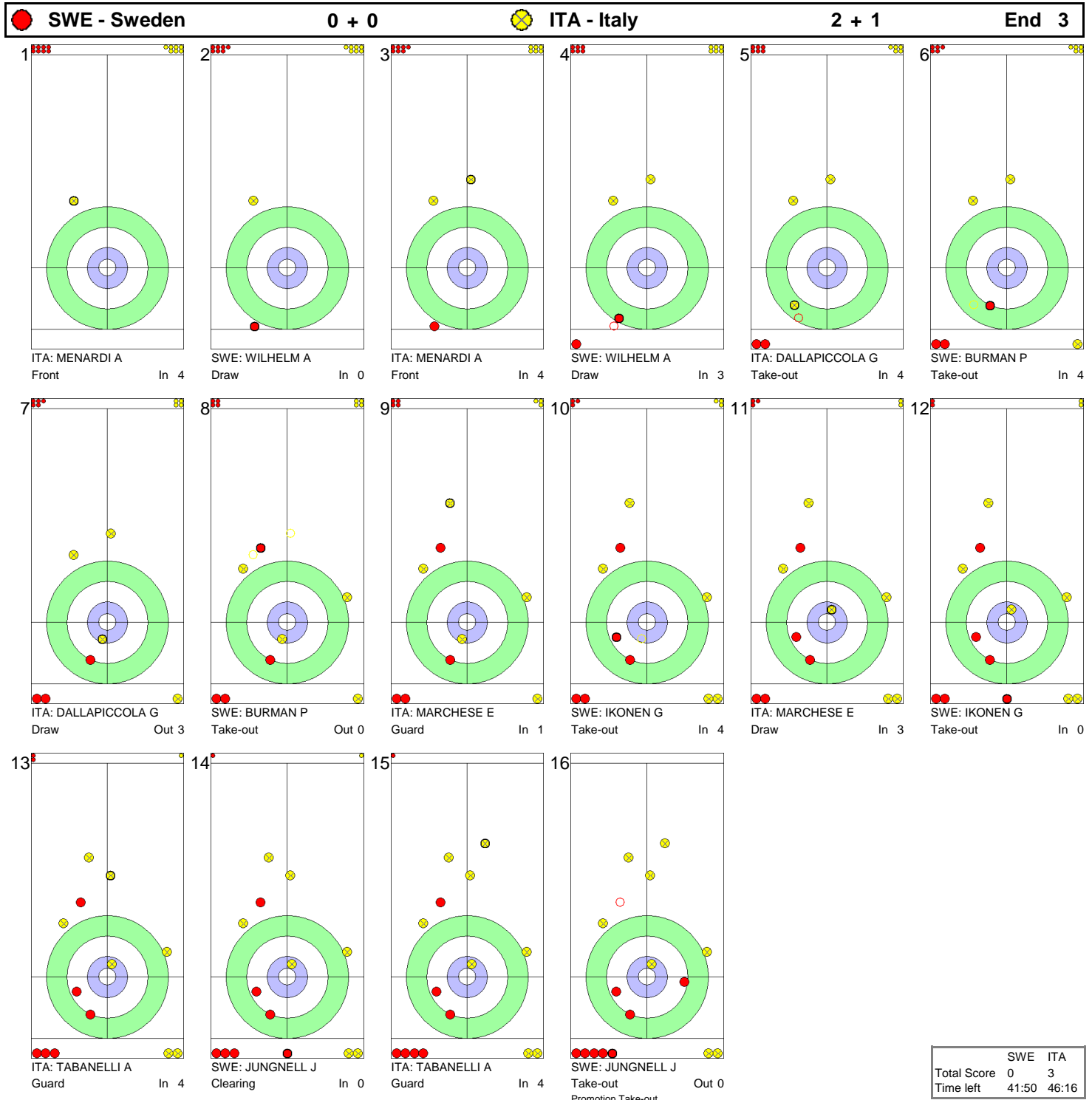
 <b>SWE - Sweden</b>		<b>0 + 0</b>		 <b>ITA - Italy</b>		<b>1 + 1</b>		<b>End 2</b>	
1		ITA: MENARDI A	Draw	In 3	2		SWE: WILHELM A	Take-out	In 4
3		ITA: MENARDI A	Take-out	In 0	4		SWE: WILHELM A	Draw	Out 0
5		ITA: DALLAPICCOLA G	Draw	In 4	6		SWE: BURMAN P	Take-out	Out 4
7		ITA: DALLAPICCOLA G	Take-out	In 4	8		SWE: BURMAN P	Take-out	Out 4
9		ITA: MARCHESE E	Take-out	Out 4	10		SWE: IKONEN G	Draw	Out 2
11		ITA: MARCHESE E	Draw	In 4	12		SWE: IKONEN G	Clearing	Out 4
13		ITA: TABANELLI A	Draw	In 4	14		SWE: JUNGNELL J	Take-out	In 4
15		ITA: TABANELLI A	Guard	In 4	16		SWE: JUNGNELL J	Take-out	Out 0
								Double Take-out	

	SWE	ITA
Total Score	0	2
Time left	50:19	53:50



## GAME - SHOT BY SHOT / DÉROULEMENT DE LA PARTIE

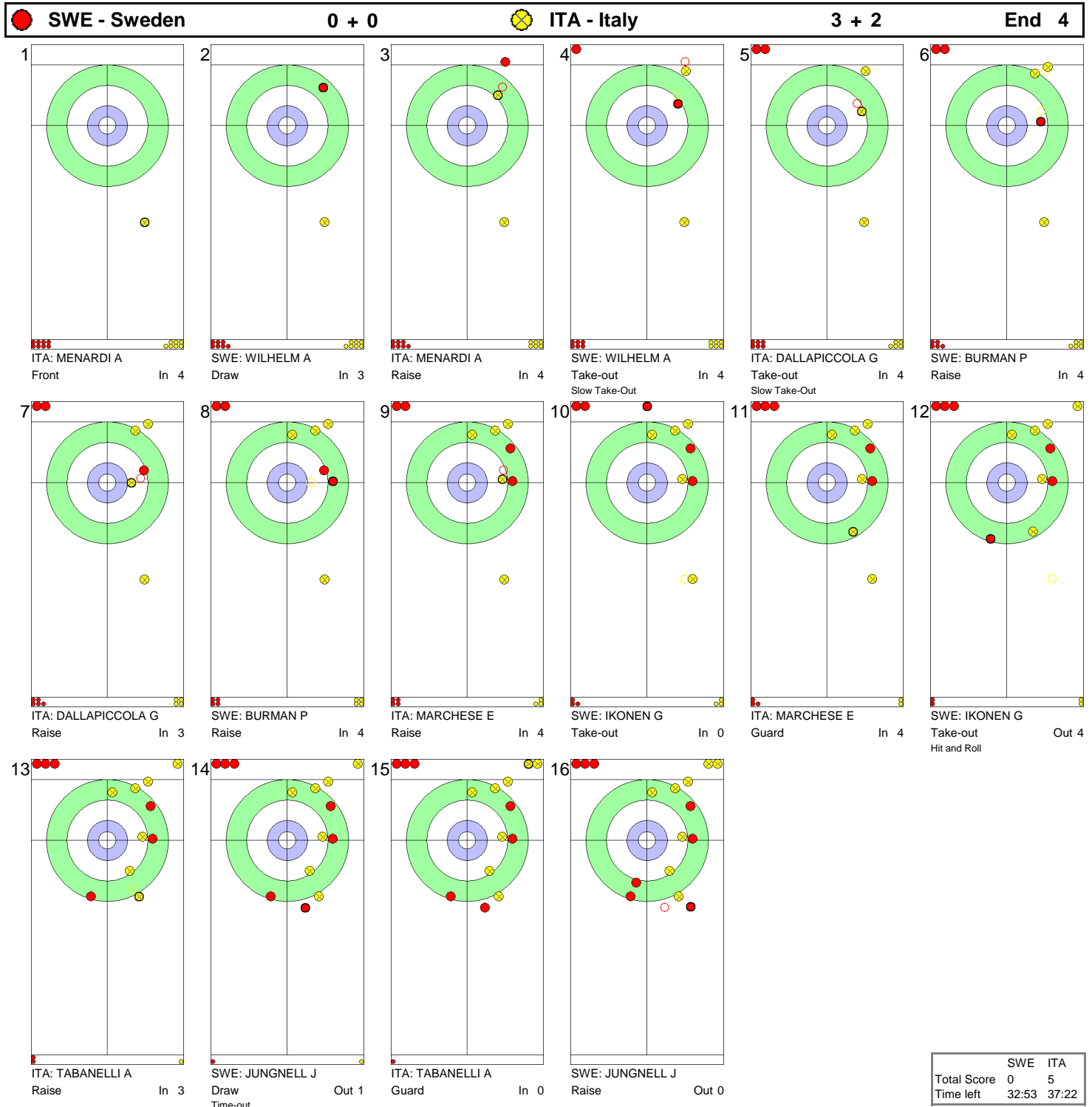
SUN 14 MAR 2010 / DIM 14 MAR 2010 START TIME / DÉBUT 18:00





**GAME - SHOT BY SHOT / DÉROULEMENT DE LA PARTIE**

SUN 14 MAR 2010 / DIM 14 MAR 2010 START TIME / DÉBUT 18:00

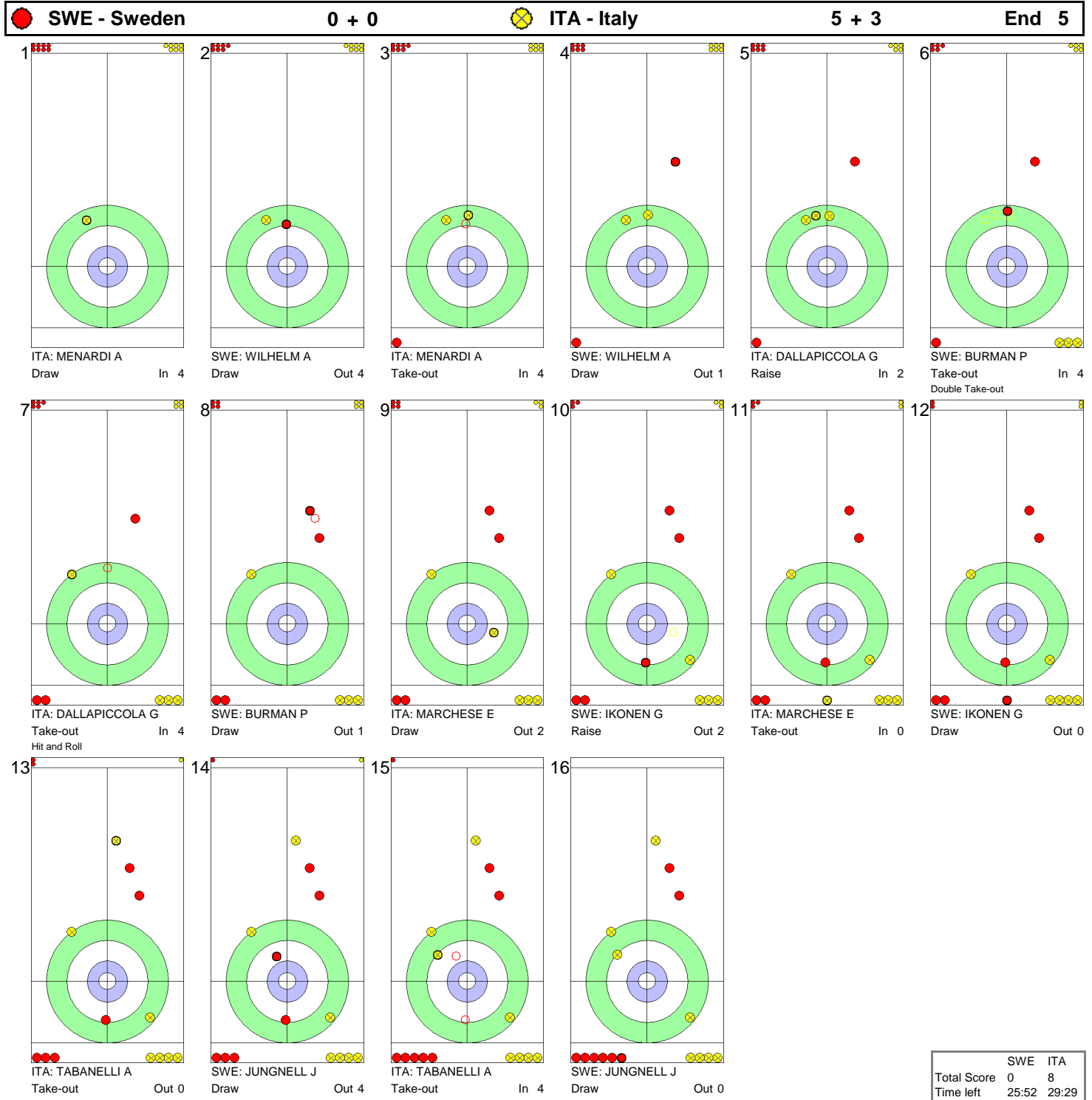


	SWE	ITA
Total Score	0	5
Time left	32:53	37:22



**GAME - SHOT BY SHOT / DÉROULEMENT DE LA PARTIE**


SUN 14 MAR 2010 / DIM 14 MAR 2010 START TIME / DÉBUT 18:00





## GAME - SHOT BY SHOT / DÉROULEMENT DE LA PARTIE

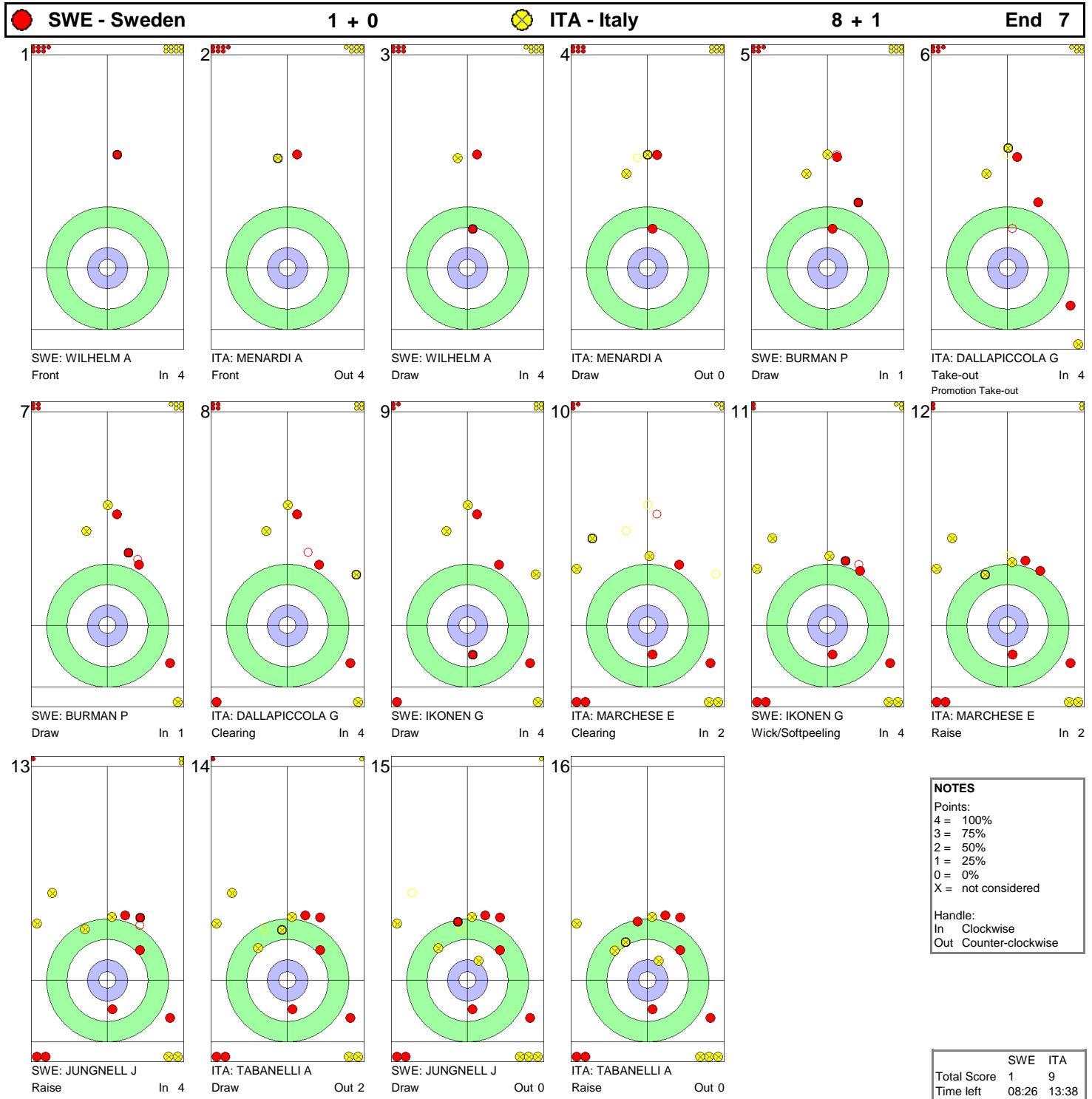
SUN 14 MAR 2010 / DIM 14 MAR 2010 START TIME / DÉBUT 18:00





**GAME - SHOT BY SHOT / DÉROULEMENT DE LA PARTIE**

SUN 14 MAR 2010 / DIM 14 MAR 2010 START TIME / DÉBUT 18:00





## GAME RESULTS / RÉSULTATS DE LA PARTIE

SUN 14 MAR 2010 / DIM 14 MAR 2010 START TIME / DÉBUT 18:00

Sheet	Round	Team	LSFE	1	2	3	4	5	6	7	8	Extra Ends	Total
B	3	JPN - Japan	*	0	0	0	1	0	3	0	X		4
	3	GER - Germany		3	1	3	0	3	0	2	X		12

JPN - Japan		Game	All
4 S	NAKAJIMA Yoji	36 %	47 %
3	ICHIKAWA Katsuo	45 %	53 %
2	HIDAI Takashi	50 %	42 %
1	SAITOH Ayako	68 %	73 %
A	OGAWA Aki	42 %	39 %
Team Total		49 %	53 %

GER - Germany		Game	All
4 S	JAEGER Jens	68 %	59 %
3	SIEGER Marcus	57 %	47 %
2	GAEBEL Jens	70 %	67 %
1	STEGER Christiane	70 %	59 %
A	HOER Astrid	- %	- %
Team Total		66 %	58 %

Time remaining: 15 minutes 26 seconds

Last Stone Draw: 17.7 cm

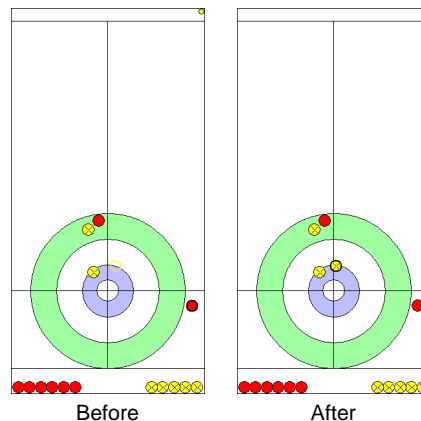
Time remaining: 16 minutes 58 seconds

Last Stone Draw: 172.7 cm

OGAWA A replaced HIDAI T at the beginning of end 5

### Most Important Shot:

German Skip JAEGER J drew into the four foot to count 3 and put the game out of reach for Japan.



End: 5  
Team: GER  
Player: JAEGER J  
Stone: Fourth, 2nd stone  
Task: Draw  
Handle: In-turn  
Points: 100%

● : JPN  
● : GER

### NOTES

Team position and functions are attached to each team member's name as follows:  
4 = Fourth, 3 = Third, 2 = Second, 1 = Lead, A = Alternate, S = Skip

### LEGEND

LSFE (\*) Last stone first end X Unplayed/unfinished end due to concession



## GAME - SHOT BY SHOT / DÉROULEMENT DE LA PARTIE

SUN 14 MAR 2010 / DIM 14 MAR 2010 START TIME / DÉBUT 18:00



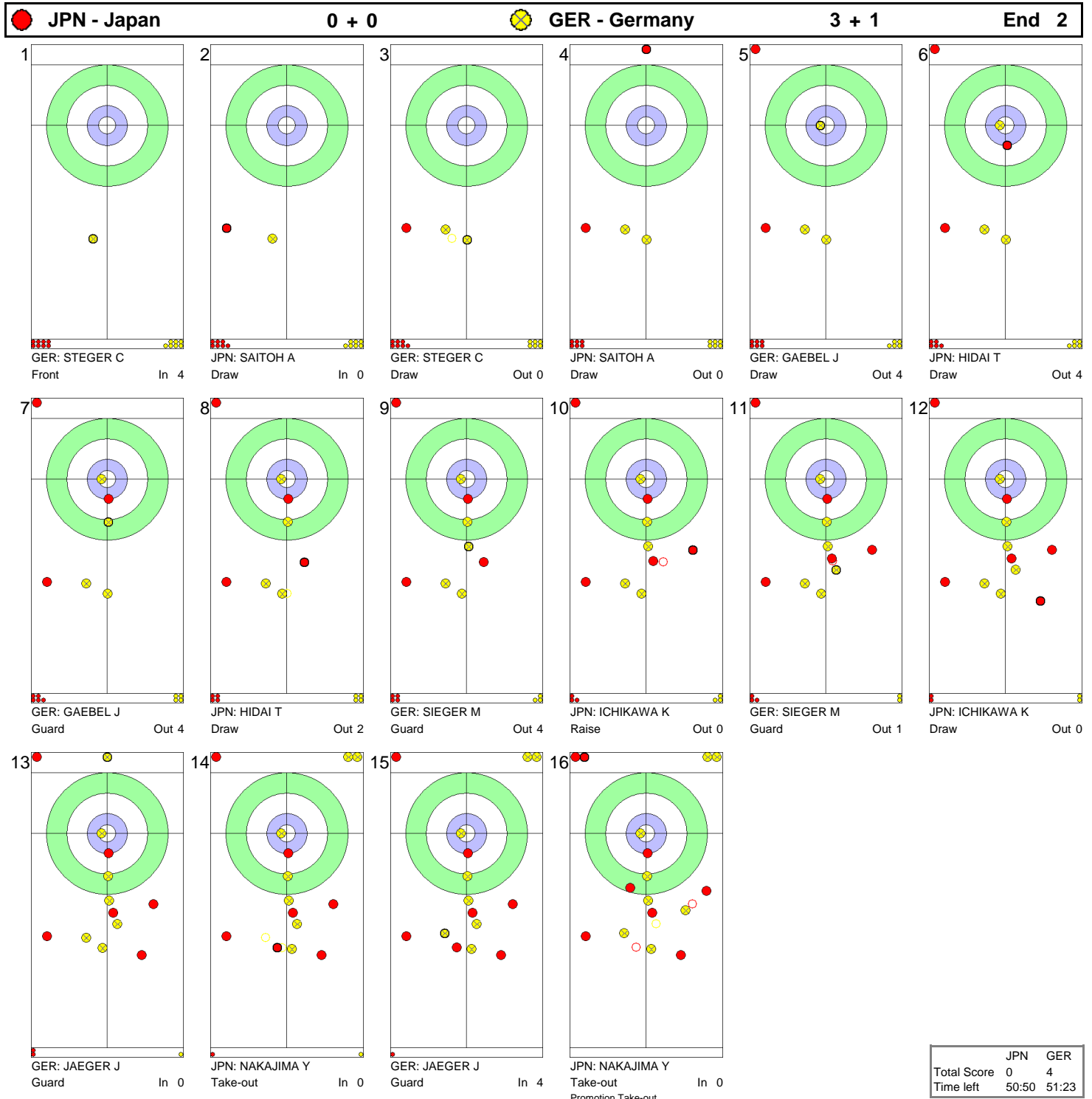
	JPN	GER
Total Score	0	3
Time left	60:04	60:36





## GAME - SHOT BY SHOT / DÉROULEMENT DE LA PARTIE

SUN 14 MAR 2010 / DIM 14 MAR 2010 START TIME / DÉBUT 18:00

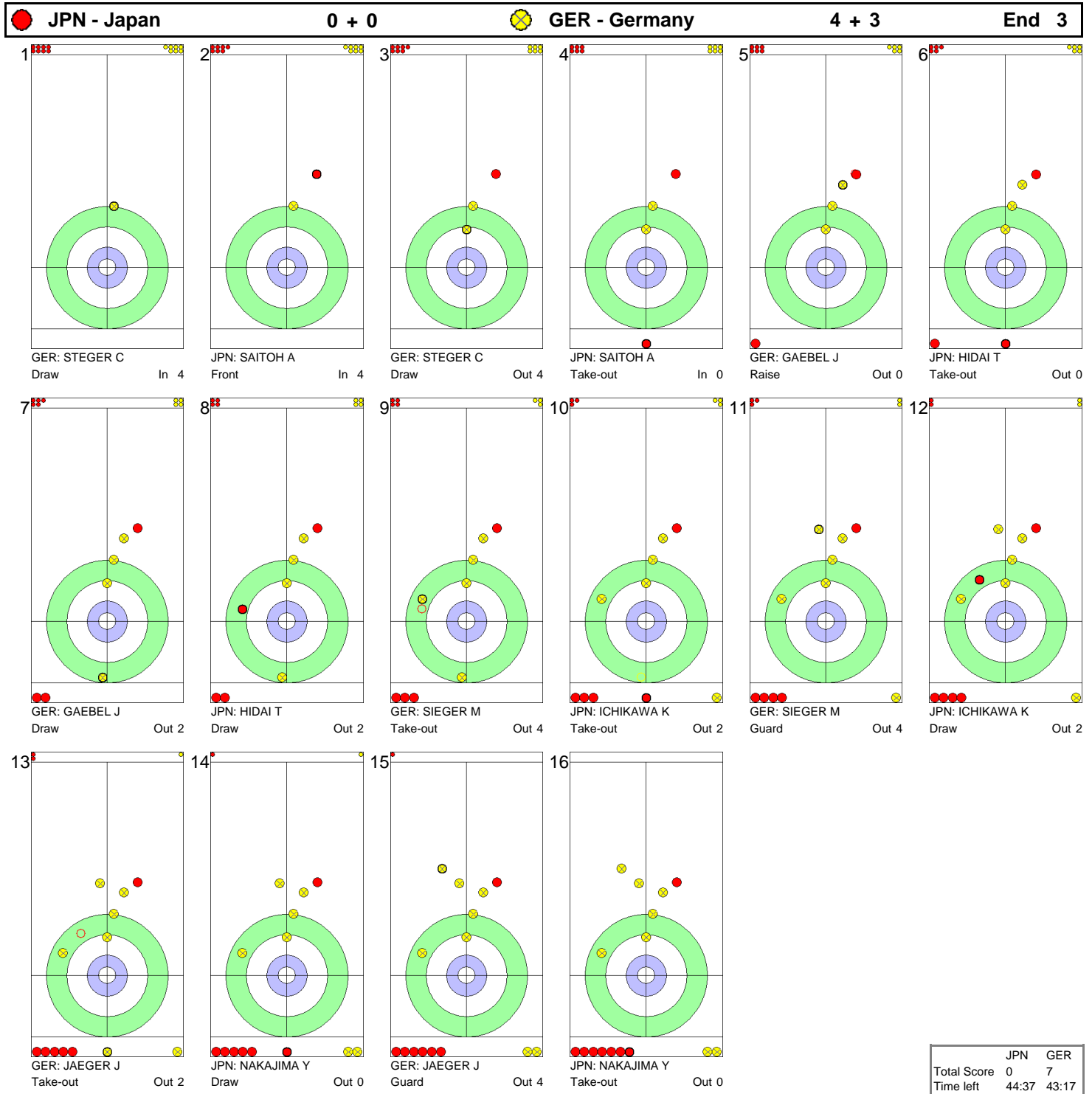


	JPN	GER
Total Score	0	4
Time left	50:50	51:23



## GAME - SHOT BY SHOT / DÉROULEMENT DE LA PARTIE

SUN 14 MAR 2010 / DIM 14 MAR 2010 START TIME / DÉBUT 18:00





## GAME - SHOT BY SHOT / DÉROULEMENT DE LA PARTIE

SUN 14 MAR 2010 / DIM 14 MAR 2010 START TIME / DÉBUT 18:00



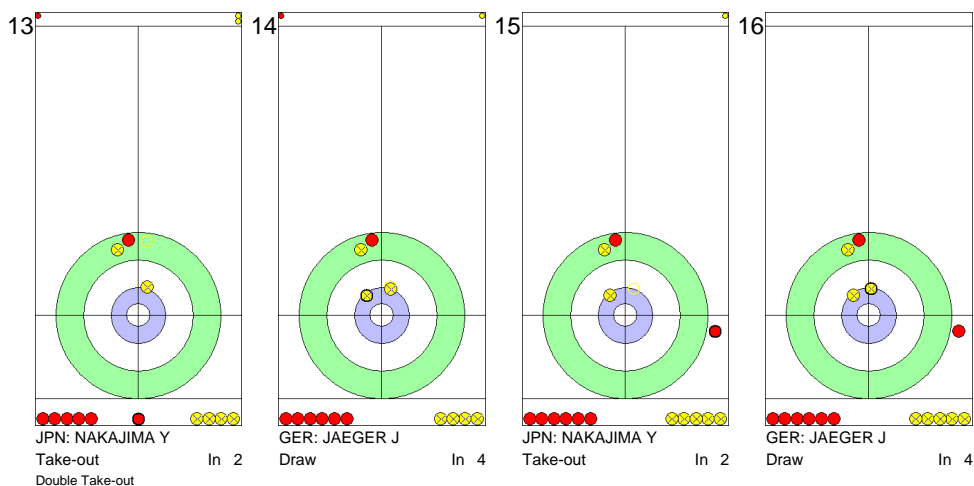
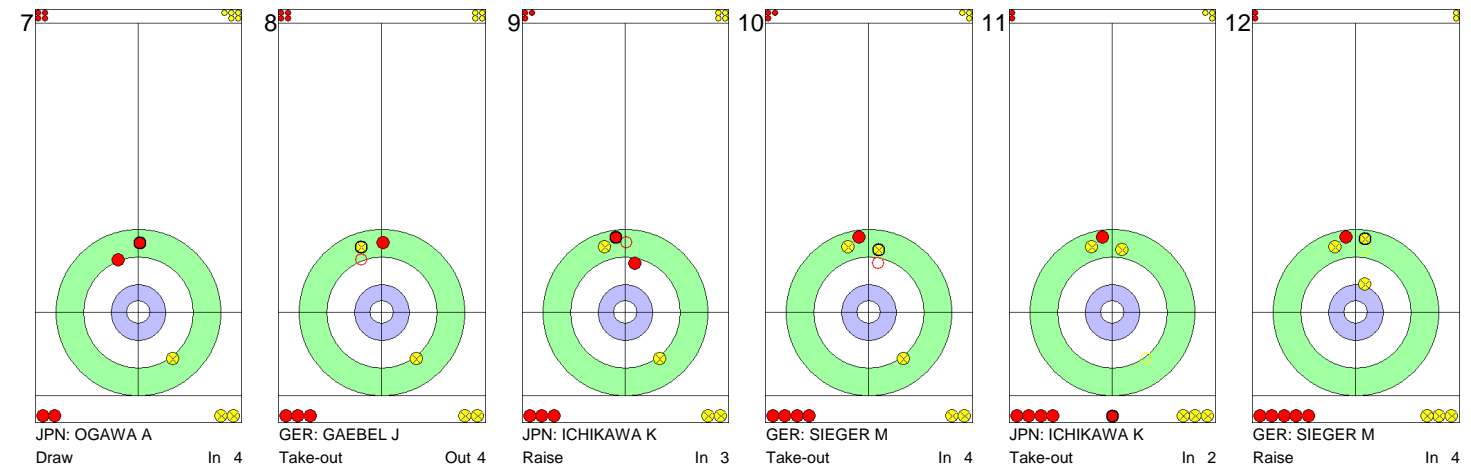
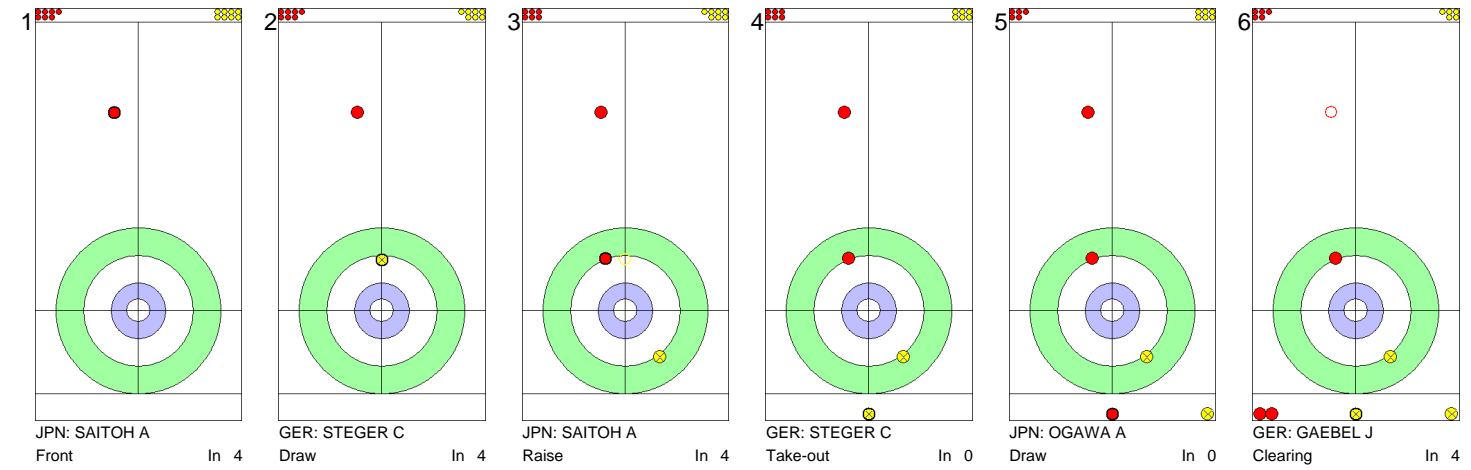
	JPN	GER
Total Score	1	7
Time left	37:30	36:48



GAME - SHOT BY SHOT / DÉROULEMENT DE LA PARTIE

SUN 14 MAR 2010 / DIM 14 MAR 2010 START TIME / DÉBUT 18:00

**JPN - Japan** 1 + 0 **GER - Germany** 7 + 3 **End 5**



	JPN	GER
Total Score	1	10
Time left	29:37	29:49



## GAME - SHOT BY SHOT / DÉROULEMENT DE LA PARTIE

SUN 14 MAR 2010 / DIM 14 MAR 2010 START TIME / DÉBUT 18:00



	JPN	GER
Total Score	4	10
Time left	22:11	23:26



GAME - SHOT BY SHOT / DÉROULEMENT DE LA PARTIE

SUN 14 MAR 2010 / DIM 14 MAR 2010 START TIME / DÉBUT 18:00





## GAME RESULTS / RÉSULTATS DE LA PARTIE

SUN 14 MAR 2010 / DIM 14 MAR 2010 START TIME / DÉBUT 18:00

Sheet	Round	Team	LSFE	1	2	3	4	5	6	7	8	Extra Ends	Total
D	3	SUI - Switzerland	*	0	0	2	0	0	0	0	X		2
	3	GBR - Great Britain		1	1	0	1	4	2	1	X		10

SUI - Switzerland		Game	All
4 S	BOLLIGER Manfred	43 %	47 %
3	KEHRLI Anton	32 %	45 %
2	MEYER Daniel	41 %	49 %
1	HUETTENMOSER Claudia	61 %	38 %
A	BIERI Martin	- %	- %
Team Total		44 %	45 %

GBR - Great Britain		Game	All
4	NEILSON Aileen	70 %	48 %
3 S	McCREADIE Michael	68 %	60 %
2	KILLIN Tom	52 %	55 %
1	MALONE Angie	61 %	64 %
A	SELLAR Jim	- %	- %
Team Total		63 %	57 %

Time remaining: 11 minutes 38 seconds

Last Stone Draw: 149.4 cm

Time-out: end 4, SUI-7

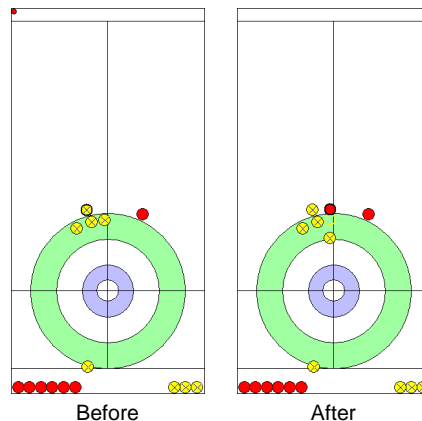
Time remaining: 9 minutes 23 seconds

Last Stone Draw: 160.4 cm

Time-out: end 6, GBR-4

### Most Important Shot:

The British team made several Draws to the top 12 to block the 4 foot. The Swiss Skip BOLLIGER M attempted a Draw through an opening, but overcurled allowing the British team to steal 4 and take control of the game.



End: 5  
Team: SUI  
Player: BOLLIGER M  
Stone: Fourth, 2nd stone  
Task: Draw  
Handle: In-turn  
Points: 0%  
● : SUI  
● : GBR

### NOTES

Team position and functions are attached to each team member's name as follows:  
4 = Fourth, 3 = Third, 2 = Second, 1 = Lead, A = Alternate, S = Skip

### LEGEND

LSFE (\*) Last stone first end X Unplayed/unfinished end due to concession



**GAME - SHOT BY SHOT / DÉROULEMENT DE LA PARTIE**

SUN 14 MAR 2010 / DIM 14 MAR 2010 START TIME / DÉBUT 18:00

**SUI - Switzerland 0 + 0**      **GBR - Great Britain 0 + 1**      **End 1**



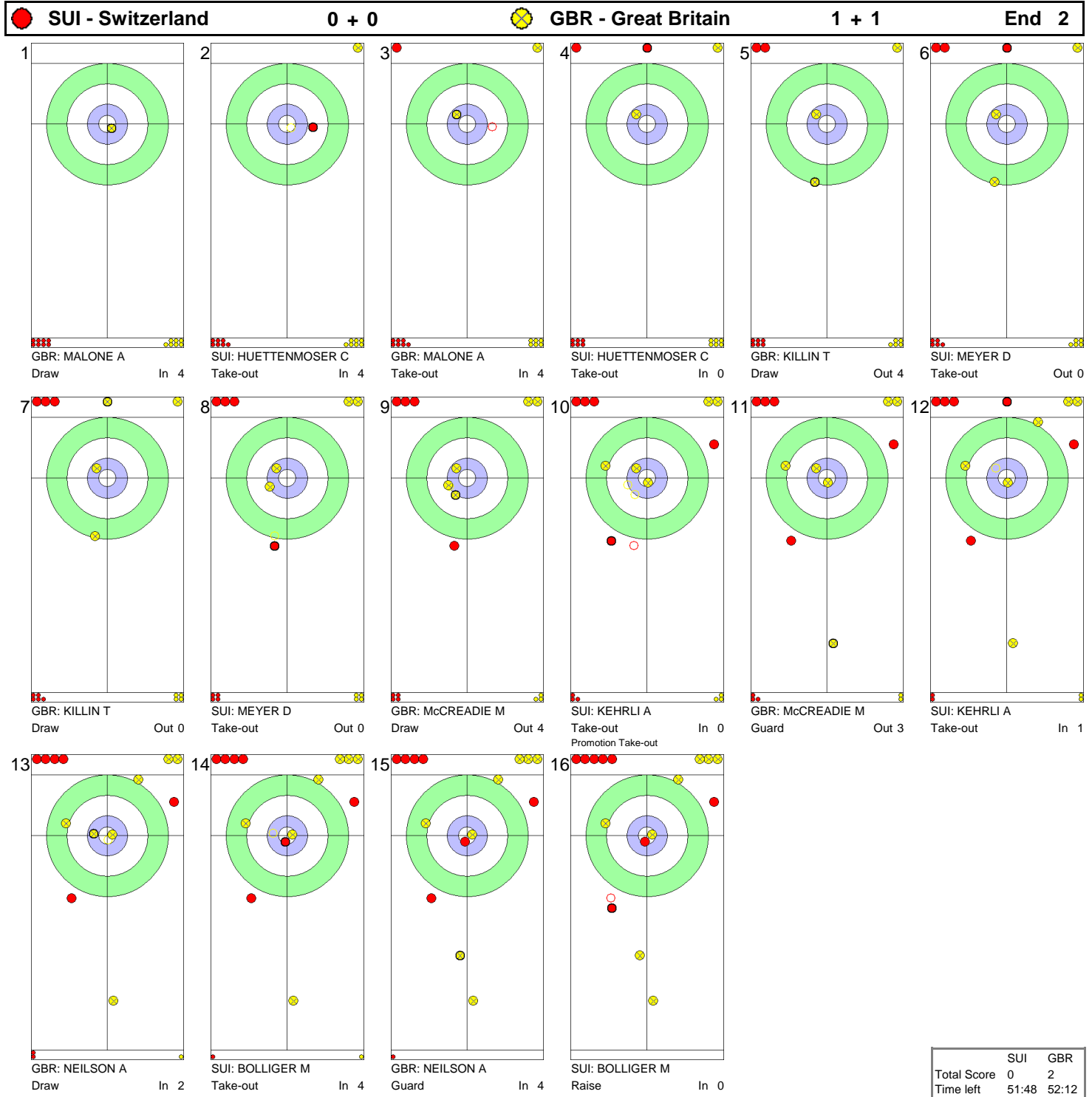
	SUI	GBR
Total Score	0	1
Time left	60:17	60:40





GAME - SHOT BY SHOT / DÉROULEMENT DE LA PARTIE

SUN 14 MAR 2010 / DIM 14 MAR 2010 START TIME / DÉBUT 18:00



	SUI	GBR
Total Score	0	2
Time left	51:48	52:12



**GAME - SHOT BY SHOT / DÉROULEMENT DE LA PARTIE**

SUN 14 MAR 2010 / DIM 14 MAR 2010 START TIME / DÉBUT 18:00

**● SUI - Switzerland 0 + 2 ● GBR - Great Britain 2 + 0 End 3**



	SUI	GBR
Total Score	2	2
Time left	43:16	44:15



## GAME - SHOT BY SHOT / DÉROULEMENT DE LA PARTIE

SUN 14 MAR 2010 / DIM 14 MAR 2010 START TIME / DÉBUT 18:00

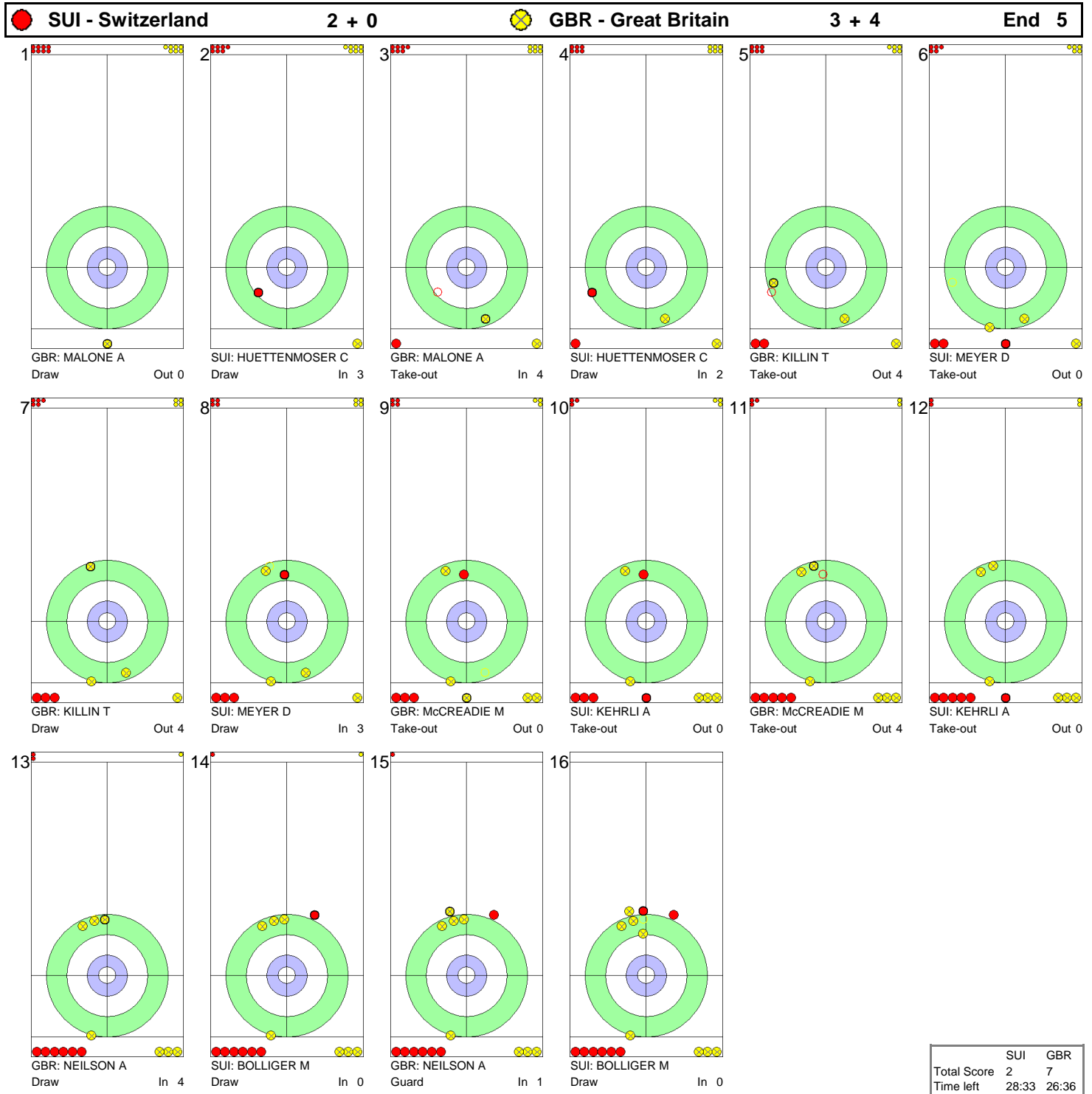


	SUI	GBR
Total Score	2	3
Time left	35:32	35:25



## GAME - SHOT BY SHOT / DÉROULEMENT DE LA PARTIE

SUN 14 MAR 2010 / DIM 14 MAR 2010 START TIME / DÉBUT 18:00





**GAME - SHOT BY SHOT / DÉROULEMENT DE LA PARTIE**

SUN 14 MAR 2010 / DIM 14 MAR 2010 START TIME / DÉBUT 18:00

<b>SUI - Switzerland</b>		<b>2 + 0</b>		<b>GBR - Great Britain</b>		<b>7 + 2</b>		<b>End 6</b>	
1		2		3		4		5	
6		7		8		9		10	
11		12		13		14		15	
16									

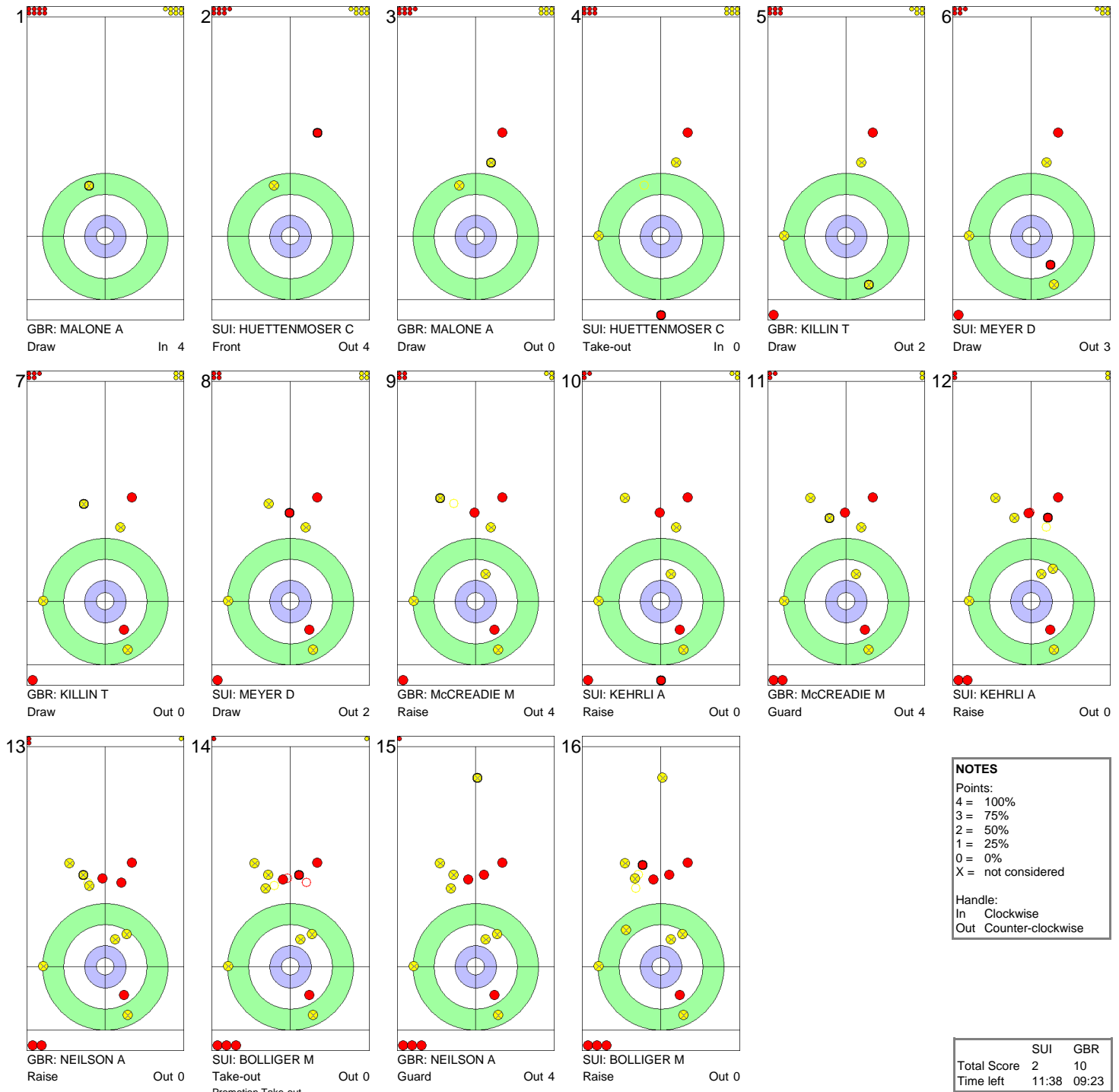
	SUI	GBR
Total Score	2	9
Time left	19:50	16:57



**GAME - SHOT BY SHOT / DÉROULEMENT DE LA PARTIE**

SUN 14 MAR 2010 / DIM 14 MAR 2010 START TIME / DÉBUT 18:00

**● SUI - Switzerland 2 + 0 ● GBR - Great Britain 9 + 1 End 7**



**NOTES**  
Points:  
4 = 100%  
3 = 75%  
2 = 50%  
1 = 25%  
0 = 0%  
X = not considered  
Handle:  
In Clockwise  
Out Counter-clockwise

	SUI	GBR
Total Score	2	10
Time left	11:38	09:23



## SESSION RESULTS AND STANDINGS RÉSULTATS DE LA SESSION ET CLASSEMENT

SUN 14 MAR 2010 / DIM 14 MAR 2010 START TIME / DÉBUT 12:30

Sheet	Round	Team	LSFE	1	2	3	4	5	6	7	8	Extra	Ends	Total
A	3	NOR - Norway	*	1	1	1	0	0	2	0	0			5
	3	CAN - Canada		0	0	0	2	1	0	1	2			6
B	2	ITA - Italy		1	5	3	1	0	3	X	X			13
	2	SUI - Switzerland	*	0	0	0	0	4	0	X	X			4
C	3	USA - United States of America	*	0	0	2	1	0	1	1	1			6
	2	GER - Germany		1	3	0	0	1	0	0	0			5
D	2	JPN - Japan	*	1	0	1	0	0	3	0	X			5
	3	KOR - Korea		0	1	0	2	2	0	2	X			7

### Standings After Round Robin Session 3

Rank	Team	Games	Wins	Losses
1	CAN - Canada	3	3	0
2	KOR - Korea	3	2	1
2	USA - United States of America	3	2	1
4	GER - Germany	2	1	1
4	ITA - Italy	2	1	1
4	JPN - Japan	2	1	1
4	SUI - Switzerland	2	1	1
8	NOR - Norway	3	1	2
9	GBR - Great Britain	2	0	2
9	SWE - Sweden	2	0	2

#### LEGEND

LSFE (\*) Last stone first end

X Unplayed/unfinished end due to concession



## SESSION REVIEW / SYNTHÈSE DE LA SESSION

SUN 14 MAR 2010 / DIM 14 MAR 2010 START TIME / DÉBUT 12:30

### Session 3: CAN 6-5 NOR, ITA 13-4 SUI, USA 6-5 GER, KOR 7-5 JPN

VANCOUVER, Mar 14 - Canada grabbed a dramatic 6-5 come-from-behind victory over Norway to remain undefeated after three matches, much to the delight of the 2,742-strong hometown crowd at Vancouver Paralympic Centre on Sunday.

#### CAN 6-5 NOR (Sheet A)

Team Norway came dressed to play with turquoise, navy and white chequered pants, similar to those worn by Norway's Men's team at the Vancouver 2010 Olympic Winter Games.

Norway took one point from an open first end and after misses by both teams in the second, Norway stole another point for a 2-0 lead.

In the third, Canada second Ina FORREST (CAN) made a great hit and roll to get her team out of some trouble but it was not enough as Norway continued its aggressive play to steal one and take a 3-0 lead.

Canada scored two points with hammer in the fourth end and after Norway skip Rune LORENTSEN (NOR) rubbed on a guard with his last stone in the fifth, Canada stole one to level at 3-3.

Norway came back with a deuce in the sixth end to take a 5-3 lead but in the seventh end Canada skip Jim ARMSTRONG (CAN) raised a Canadian stone on his last shot to count one point, on a measurement, and get to within one of Norway.

There was plenty of action in the eighth end with many stones in play. Facing two Canadian stones at the back of the button, LORENTSEN (NOR) came up light on his final stone resulting in a steal of two for Canada and a 6-5 victory.

#### ITA 13-4 SUI (Sheet B)

Aggressive play by both teams in the first end resulted in a steal of one point by Italy.

Italy kept up the pressure in the second by putting multiple stones in the house. Switzerland skip Manfred BOLLIGER (SUI) was heavy with his final stone, resulting in a steal of five points by Italy and a 6-0 lead.

Italy kept putting rocks in play in the third end. A missed raise by BOLLIGER (SUI) resulted in another steal, three points for Italy, and a commanding 9-0 lead.

Things improved for Switzerland early in the fourth end with a nice double takeout by lead Anton KEHRLI (SUI), but another unsuccessful draw by BOLLIGER (SUI) led to yet another steal by Italy and a 10-0 lead.

Switzerland improved in the fifth end to draw for four points but Italy came right back with skip Andrea TABANELLI (ITA) tapping a Swiss stone off the button to score three in the sixth end. Then it was handshakes as Italy won 13-4.





### USA 6-5 GER (Sheet C)

Germany started this match in good form, stealing one in the first and three in the second after USA skip Augusto PEREZ (USA) missed his last shot of the end.

USA scored two points in the third end to make it 4-2 and in the fourth, after a failed hit attempt by skip Jens JAEGER (GER), the US stole another point.

Germany scored a single in the fifth end to go 5-3 up and after a good freeze by JAEGER (GER) on his final stone, PEREZ (USA) drew for a single in the sixth end to get to within one point of the Germans.

The USA stole one point in the seventh to tie the game 5-5 and another steal by USA in the final end gave it a 6-5 victory.

### KOR 7-5 JPN (Sheet D)

The Sunday afternoon crowd featured vocal Korean and Japanese fans to watch the first time Paralympic teams battle it out.

Japan drew against three Korean stones in the first end to score one, and with hammer in the second, Korea came up light on a draw attempt to score just one point to tie the game at 1-1.

JAPAN skip Yoji NAKAJIMA (JPN) was heavy on his final draw shot in the third end and had to settle for a single point to take a 2-1 lead.

With his final stone of the fourth end, skip Haksung KIM (KOR) made a double takeout to score two and take a lead of 3-2.

Both teams put plenty of rocks in play in the fifth end. Skip NAKAJIMA (JPN) bumped a Korean stone into the house with his last shot, resulting in two stolen points for Korea and a lead of 5-2.

Japan scored three in the sixth end to tie the game 5-5 but Korea scored a deuce in the seventh to lead 7-5.

Korea ran Japan out of rocks in the eighth end for the win.

Great Britain and Sweden had byes in Session 3. They return to the ice in Session 4 on Sunday at 18:00. Sweden takes on Italy, Germany plays Japan and Switzerland plays Great Britain. Canada, Korea, Norway and the USA each have a bye in Session 4.



## GAME RESULTS / RÉSULTATS DE LA PARTIE

SUN 14 MAR 2010 / DIM 14 MAR 2010 START TIME / DÉBUT 12:30

Sheet	Round	Team	LSFE	1	2	3	4	5	6	7	8	Extra Ends	Total
A	3	NOR - Norway	*	1	1	1	0	0	2	0	0		5
	3	CAN - Canada		0	0	0	2	1	0	1	2		6

NOR - Norway		Game	All
4 S	LORENTSEN Rune	44 %	44 %
3	STORDAHL Jostein	59 %	54 %
2	SKOGSTAD Geir Arne	52 %	57 %
1	SAMDAL Anne Mette	61 %	55 %
A	TYSTAD Lene	- %	- %
Team Total		54 %	53 %

CAN - Canada		Game	All
4 S	ARMSTRONG Jim	45 %	57 %
3	NEIGHBOUR Darryl	38 %	51 %
2	FORREST Ina	50 %	63 %
1	GAUDET Sonja	78 %	60 %
A	YIZEK Bruno	- %	- %
Team Total		53 %	58 %

Time remaining: 1 minute 58 seconds

Last Stone Draw: 107.8 cm

Time-out: end 4, NOR-7

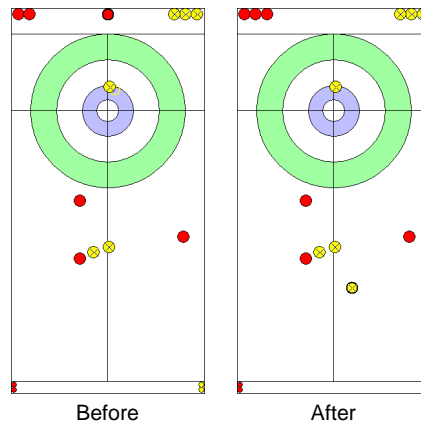
Time remaining: 4 minutes 11 seconds

Last Stone Draw: 185.4 cm (out)

Time-out: end 8, CAN-6

### Most Important Shot:

The Canadian Skip ARMSTRONG J placed a perfect Guard on his shot stone. For his second stone he came around this Guard to set up two for the win. The Norwegian Skip LORENTSEN R hit the Guard with his final stone.



End: 8  
Team: CAN  
Player: ARMSTRONG J  
Stone: Fourth, 1st stone  
Task: Guard  
Handle: Out-turn  
Points: 100%

● : NOR  
● : CAN

### NOTES

Team position and functions are attached to each team member's name as follows:  
4 = Fourth, 3 = Third, 2 = Second, 1 = Lead, A = Alternate, S = Skip

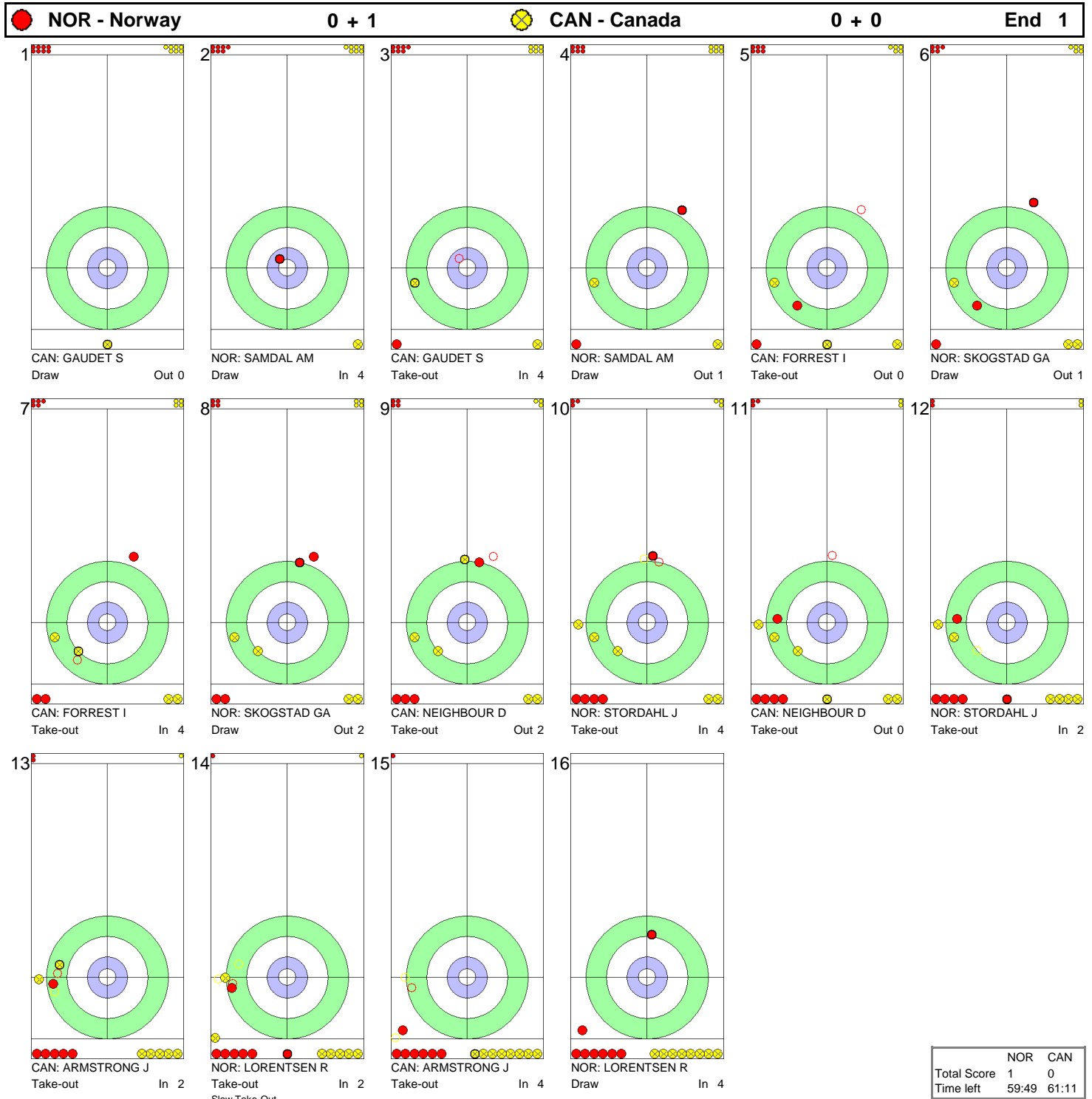
### LEGEND

LSFE (\*) Last stone first end



## GAME - SHOT BY SHOT / DÉROULEMENT DE LA PARTIE

SUN 14 MAR 2010 / DIM 14 MAR 2010 START TIME / DÉBUT 12:30





	NOR	CAN
Total Score	1	0
Time left	59:49	61:11



## GAME - SHOT BY SHOT / DÉROULEMENT DE LA PARTIE

SUN 14 MAR 2010 / DIM 14 MAR 2010 START TIME / DÉBUT 12:30

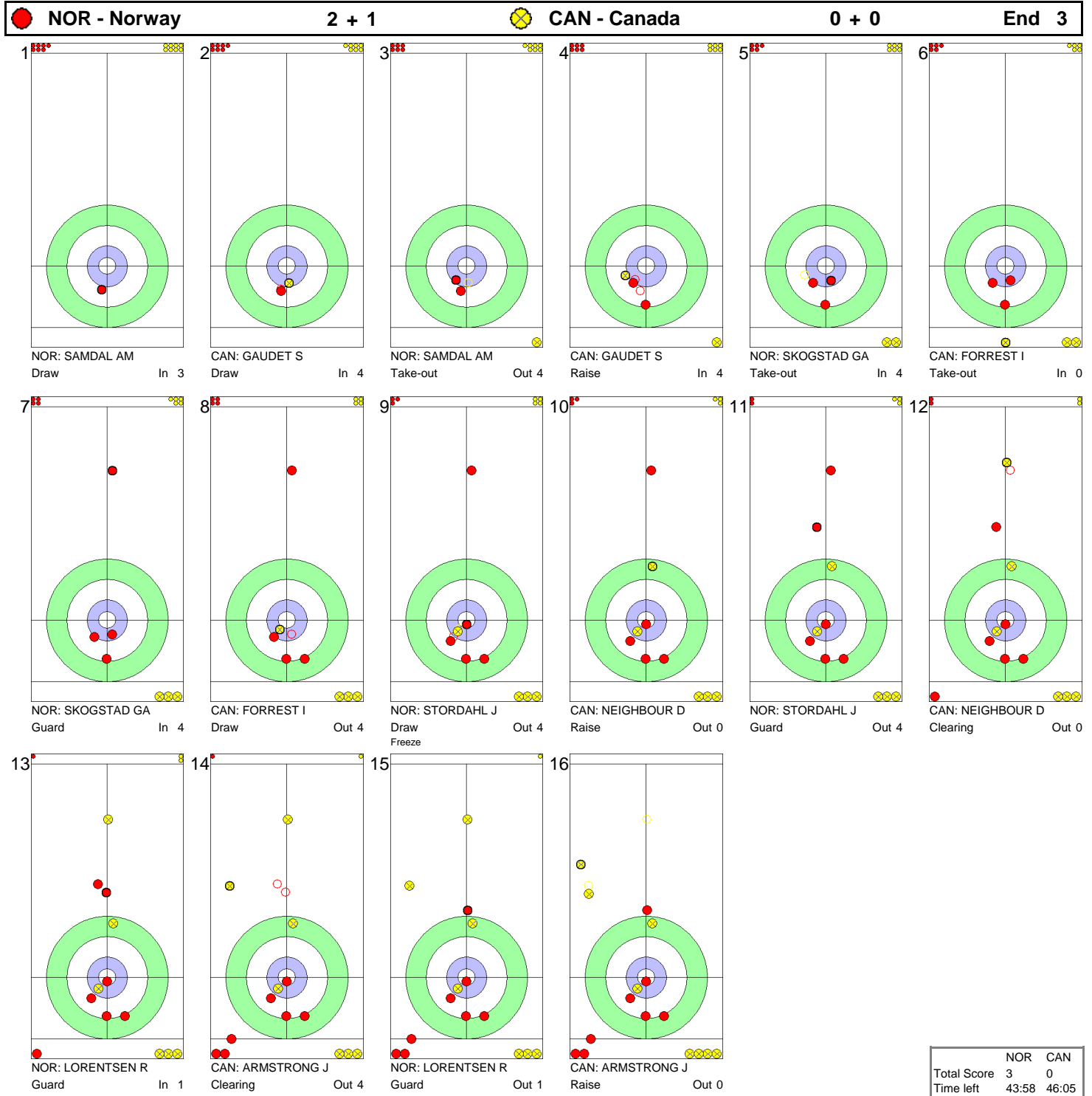
 <b>NOR - Norway</b>		<b>1 + 1</b>		 <b>CAN - Canada</b>		<b>0 + 0</b>		<b>End 2</b>			
1		2		3		4		5		6	
7		8		9		10		11		12	
13		14		15		16					

	NOR	CAN
Total Score	2	0
Time left	52:07	53:45



## GAME - SHOT BY SHOT / DÉROULEMENT DE LA PARTIE

SUN 14 MAR 2010 / DIM 14 MAR 2010 START TIME / DÉBUT 12:30





**GAME - SHOT BY SHOT / DÉROULEMENT DE LA PARTIE**

SUN 14 MAR 2010 / DIM 14 MAR 2010 START TIME / DÉBUT 12:30

● **NOR - Norway**      **3 + 0**     
 ● **CAN - Canada**      **0 + 2**     
 **End 4**

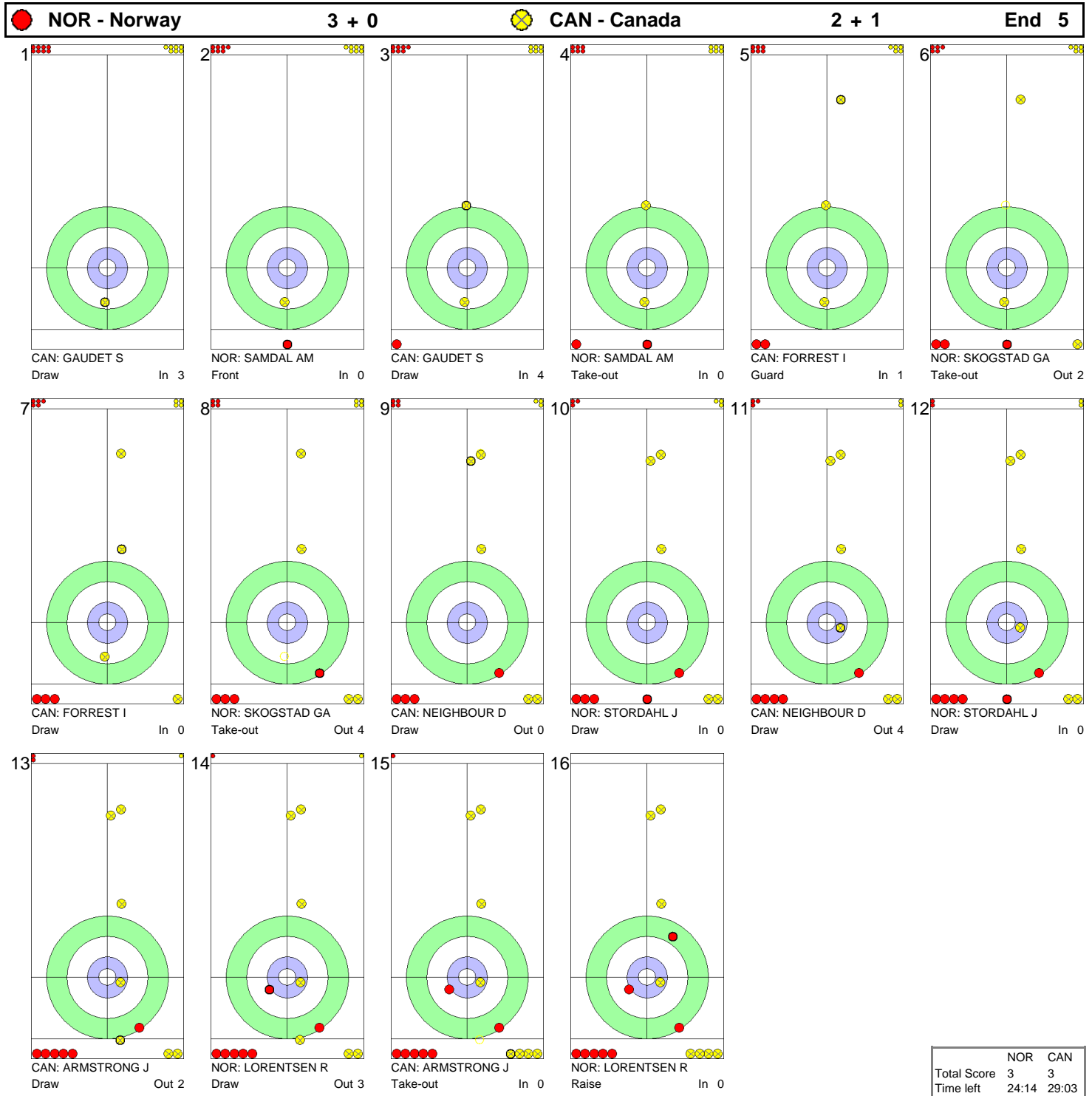


	NOR	CAN
Total Score	3	2
Time left	32:52	36:29



**GAME - SHOT BY SHOT / DÉROULEMENT DE LA PARTIE**

SUN 14 MAR 2010 / DIM 14 MAR 2010 START TIME / DÉBUT 12:30



	NOR	CAN
Total Score	3	3
Time left	24:14	29:03



**GAME - SHOT BY SHOT / DÉROULEMENT DE LA PARTIE**

SUN 14 MAR 2010 / DIM 14 MAR 2010 START TIME / DÉBUT 12:30



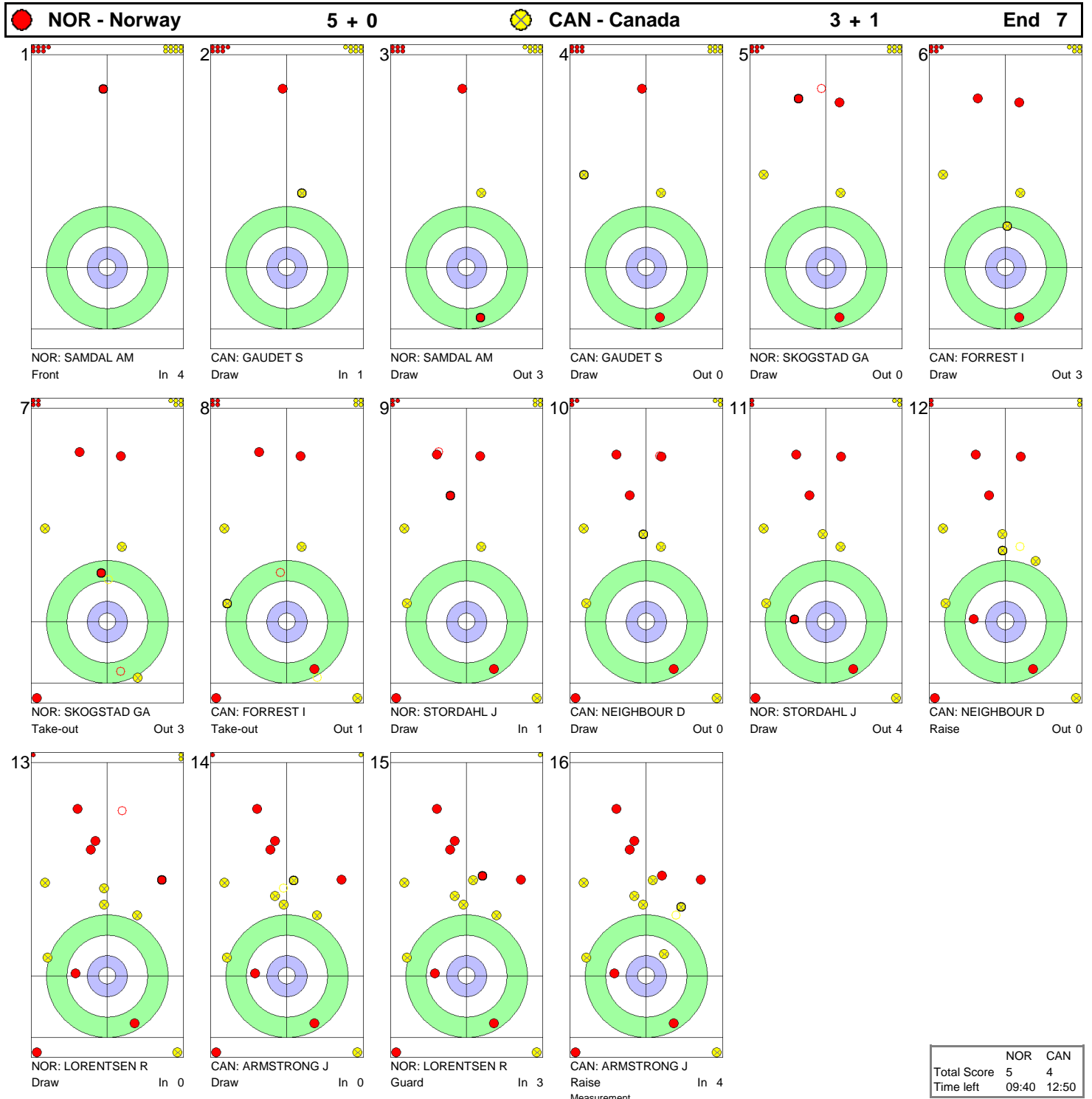
	NOR	CAN
Total Score	5	3
Time left	16:48	21:23





## GAME - SHOT BY SHOT / DÉROULEMENT DE LA PARTIE

SUN 14 MAR 2010 / DIM 14 MAR 2010 START TIME / DÉBUT 12:30



	NOR	CAN
Total Score	5	4
Time left	09:40	12:50



**GAME - SHOT BY SHOT / DÉROULEMENT DE LA PARTIE**

SUN 14 MAR 2010 / DIM 14 MAR 2010 START TIME / DÉBUT 12:30





## GAME RESULTS / RÉSULTATS DE LA PARTIE

SUN 14 MAR 2010 / DIM 14 MAR 2010 START TIME / DÉBUT 12:30

Sheet	Round	Team	LSFE	1	2	3	4	5	6	7	8	Extra Ends	Total
B	2	ITA - Italy		1	5	3	1	0	3	X	X		13
	2	SUI - Switzerland	*	0	0	0	0	4	0	X	X		4

ITA - Italy		Game	All
4 S	TABANELLI Andrea	73 %	55 %
3	MARCHESE Egidio	69 %	67 %
2	SPELORZI Emanuele	75 %	75 %
1	MENARDI Angela	92 %	74 %
A	DALLAPICCOLA Gabriele	- %	80 %
Team Total		77 %	68 %

SUI - Switzerland		Game	All
4 S	BOLLIGER Manfred	46 %	49 %
3	HUETTENMOSEER Claudia	29 %	27 %
2	MEYER Daniel	50 %	53 %
1	KEHRLI Anton	52 %	52 %
A	BIERI Martin	- %	- %
Team Total		44 %	45 %

Time remaining: 21 minutes 56 seconds

Last Stone Draw: 185.4 cm (out)

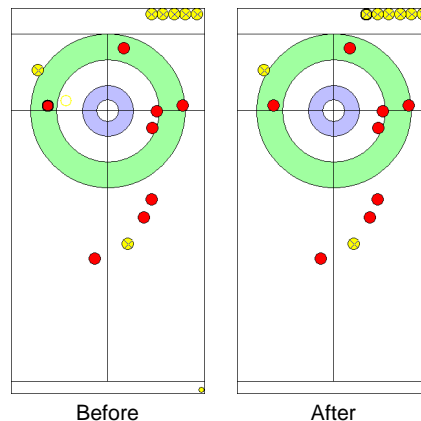
Time-out: end 5, ITA-8

Time remaining: 19 minutes 27 seconds

Last Stone Draw: 96.3 cm

### Most Important Shot:

On the previous shot Italian Skip TABANELLI A executed a very precise Take-out to apply severe pressure. Swiss Skip BOLLIGER M was unable to respond on his last stone Draw attempt against 5 Team Italy counters, which put the game out of reach.



End: 2  
Team: SUI  
Player: BOLLIGER M  
Stone: Fourth, 2nd stone  
Task: Draw  
Handle: In-turn  
Points: 0%

● : ITA  
● : SUI

### NOTES

Team position and functions are attached to each team member's name as follows:  
4 = Fourth, 3 = Third, 2 = Second, 1 = Lead, A = Alternate, S = Skip

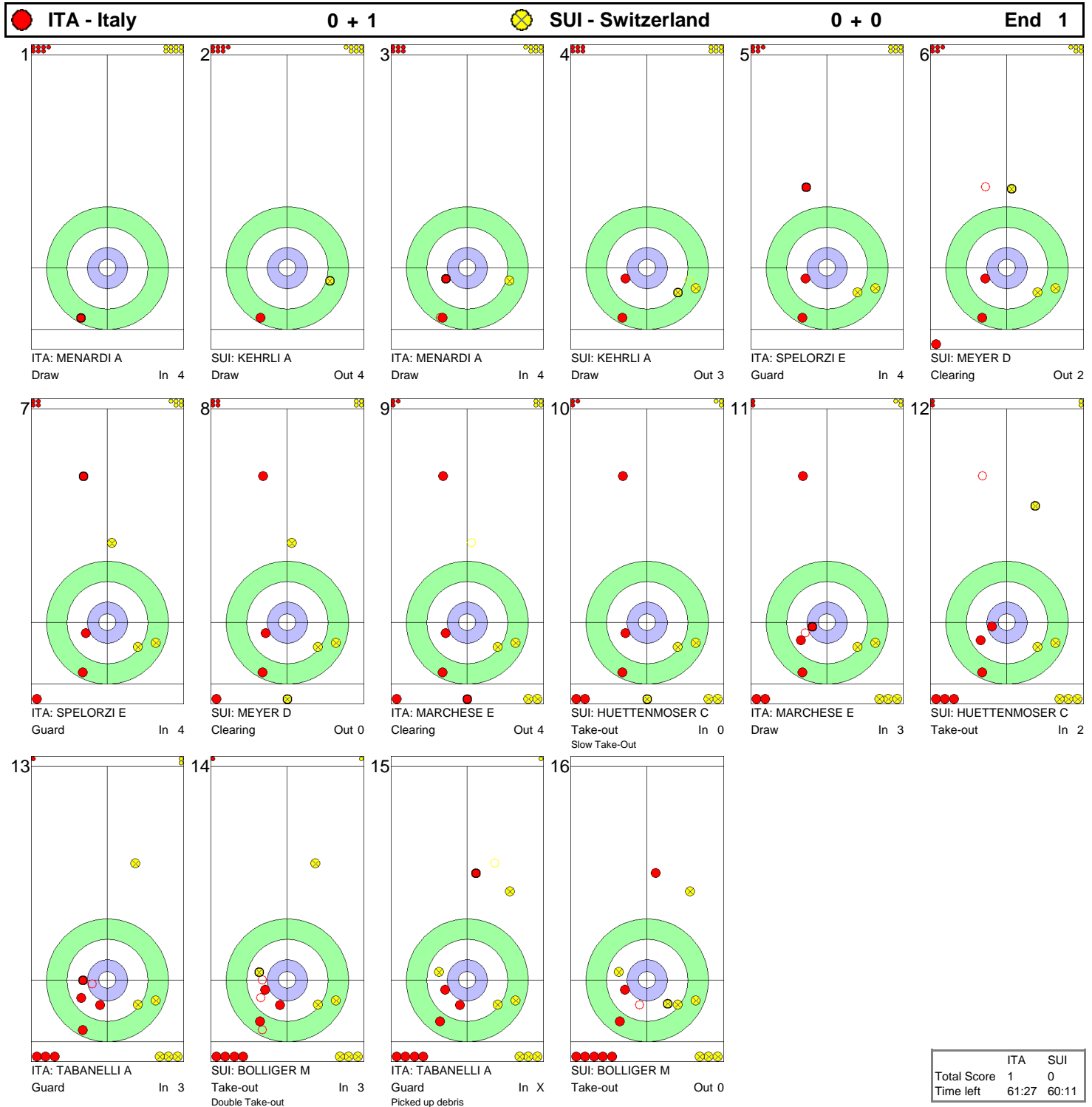
### LEGEND

LSFE (\*) Last stone first end X Unplayed/unfinished end due to concession



GAME - SHOT BY SHOT / DÉROULEMENT DE LA PARTIE

SUN 14 MAR 2010 / DIM 14 MAR 2010 START TIME / DÉBUT 12:30



	ITA	SUI
Total Score	1	0
Time left	61:27	60:11



## GAME - SHOT BY SHOT / DÉROULEMENT DE LA PARTIE

SUN 14 MAR 2010 / DIM 14 MAR 2010 START TIME / DÉBUT 12:30

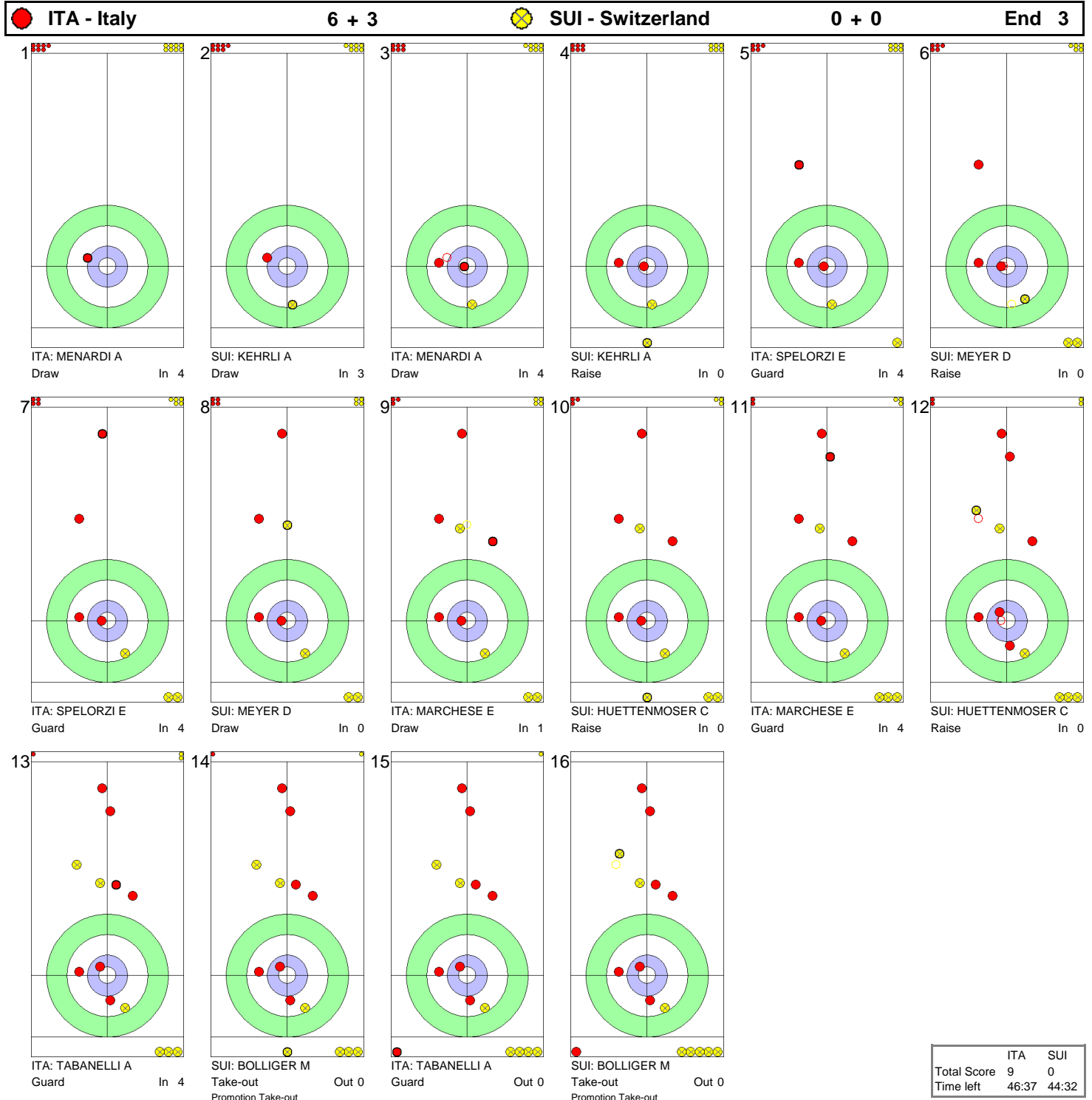


	ITA	SUI
Total Score	6	0
Time left	54:26	52:49



## GAME - SHOT BY SHOT / DÉROULEMENT DE LA PARTIE

SUN 14 MAR 2010 / DIM 14 MAR 2010 START TIME / DÉBUT 12:30

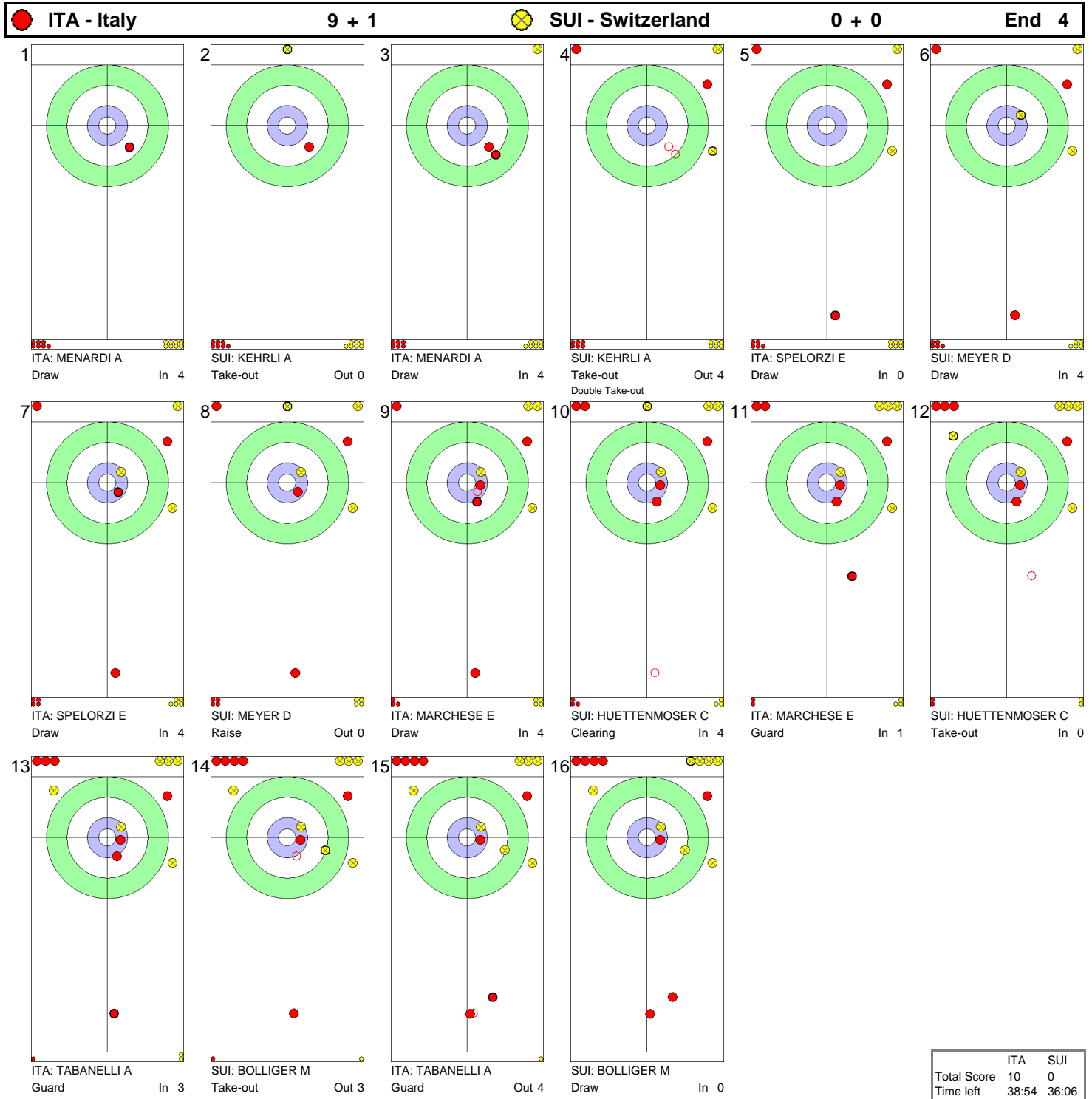


	ITA	SUI
Total Score	9	0
Time left	46:37	44:32



**GAME - SHOT BY SHOT / DÉROULEMENT DE LA PARTIE**

SUN 14 MAR 2010 / DIM 14 MAR 2010 START TIME / DÉBUT 12:30



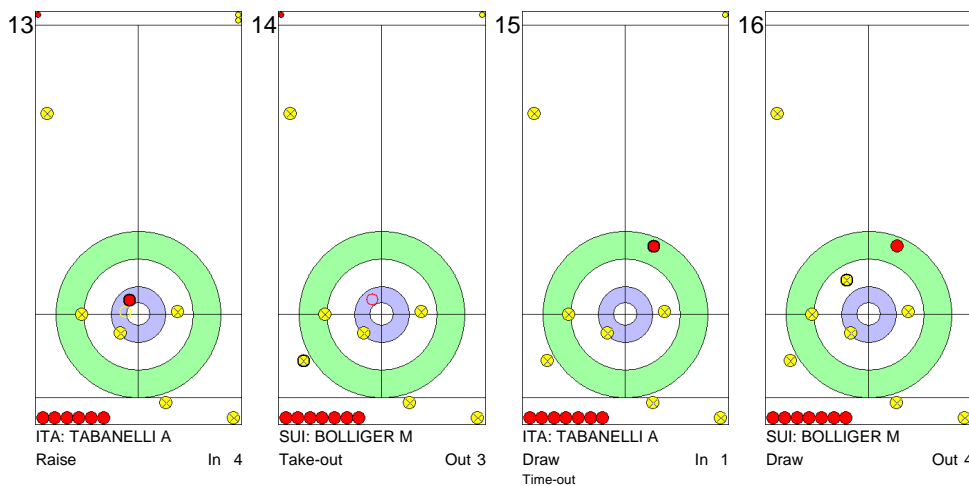
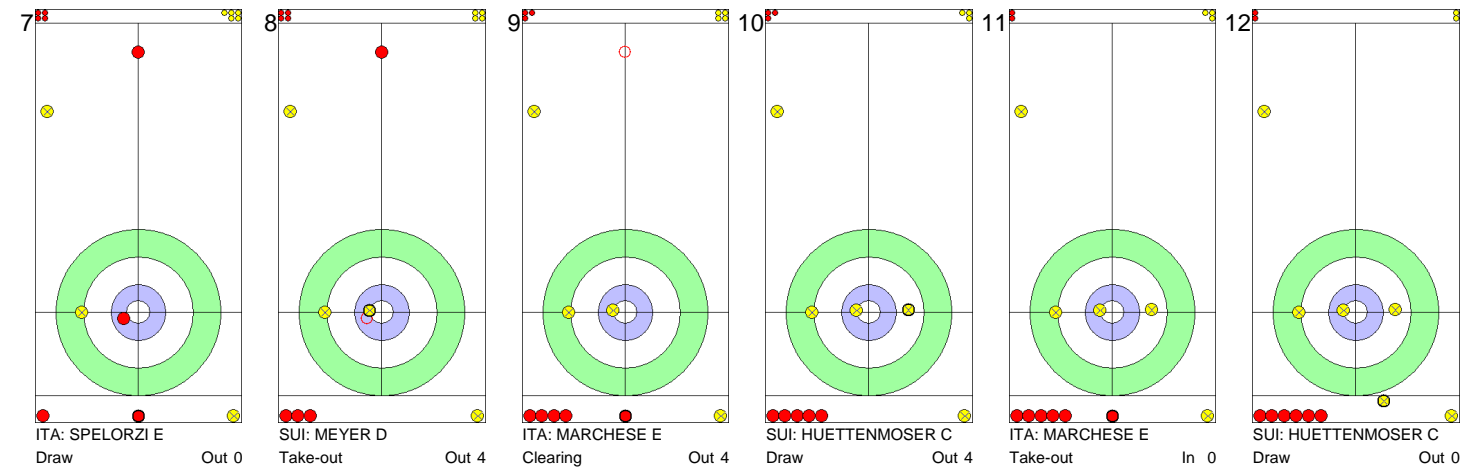
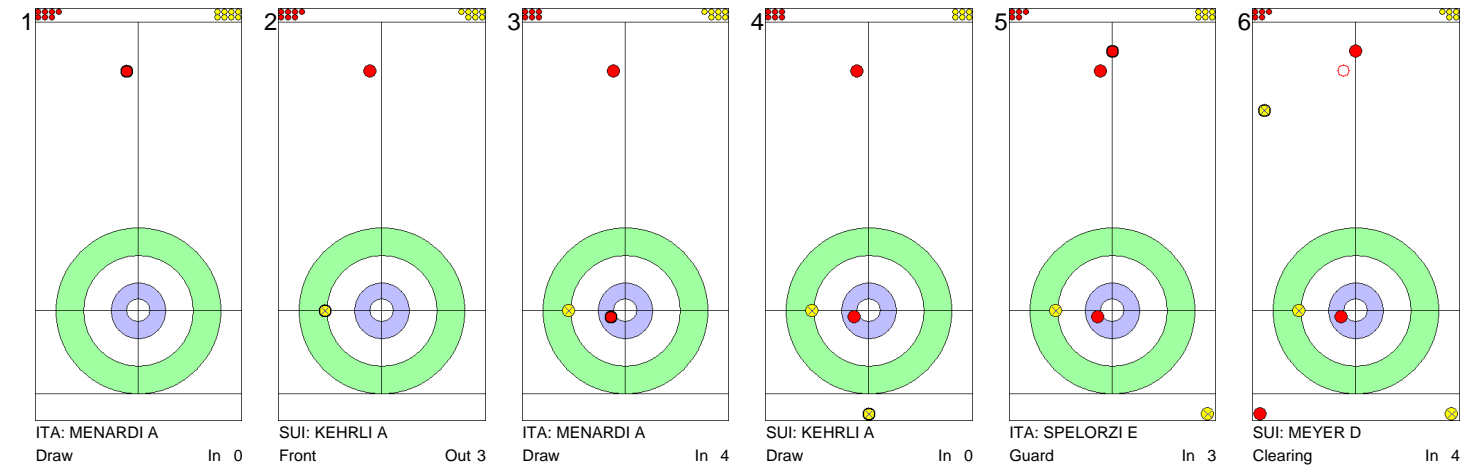
	ITA	SUI
Total Score	10	0
Time left	38:54	36:06



**GAME - SHOT BY SHOT / DÉROULEMENT DE LA PARTIE**

SUN 14 MAR 2010 / DIM 14 MAR 2010 START TIME / DÉBUT 12:30

**ITA - Italy 10 + 0**      **SUI - Switzerland 0 + 4**      **End 5**



	ITA	SUI
Total Score	10	4
Time left	31:03	28:04





## GAME - SHOT BY SHOT / DÉROULEMENT DE LA PARTIE

SUN 14 MAR 2010 / DIM 14 MAR 2010 START TIME / DÉBUT 12:30



**NOTES**  
 Points:  
 4 = 100%  
 3 = 75%  
 2 = 50%  
 1 = 25%  
 0 = 0%  
 X = not considered  
 Handle:  
 In Clockwise  
 Out Counter-clockwise

	ITA	SUI
Total Score	13	4
Time left	21:56	19:27



## GAME RESULTS / RÉSULTATS DE LA PARTIE

SUN 14 MAR 2010 / DIM 14 MAR 2010 START TIME / DÉBUT 12:30

Sheet	Round	Team	LSFE	1	2	3	4	5	6	7	8	Extra Ends	Total
C	3	USA - United States of America	*	0	0	2	1	0	1	1	1		6
	2	GER - Germany		1	3	0	0	1	0	0	0		5

USA - United States of America	Game	All
4 S PEREZ Augusto	56 %	49 %
3 McDONALD Patrick	53 %	47 %
2 PIERCE Jim	61 %	65 %
1 KAPINOWSKI Jacqui	78 %	72 %
A JOSEPH Jimmy	- %	34 %
Team Total	62 %	58 %

GER - Germany	Game	All
4 S JAEGER Jens	59 %	54 %
3 SIEGER Marcus	38 %	42 %
2 GAEBEL Jens	58 %	66 %
1 STEGER Christiane	61 %	55 %
A HOER Astrid	- %	- %
Team Total	54 %	54 %

Time remaining: 7 minutes 1 second

Last Stone Draw: 185.4 cm (out-toss)

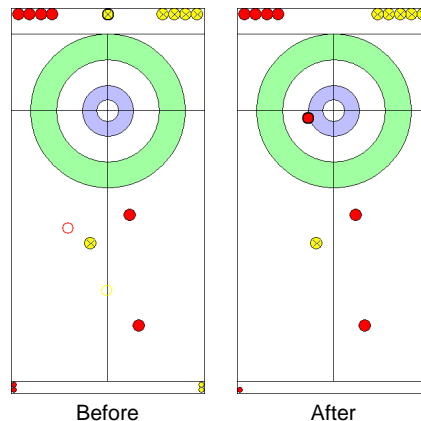
Time remaining: 5 minutes 33 seconds

Last Stone Draw: 185.4 cm (out)

Time-out: end 3, GER-8

### Most Important Shot:

The U.S. Skip PEREZ A made an excellent Draw around the Guard to sit 1 in the 4 foot half behind cover. The German Skip JAEGER J was tight and removed the Guard with his first shot. The U.S. attempted a Guard that did not fully cover the shot stone and the German Skip missed the Take-out.



End: 8  
Team: USA  
Player: PEREZ A  
Stone: Fourth, 1st stone  
Task: Draw  
Handle: In-turn  
Points: 100%

● : USA  
● : GER

### NOTES

Team position and functions are attached to each team member's name as follows:  
4 = Fourth, 3 = Third, 2 = Second, 1 = Lead, A = Alternate, S = Skip

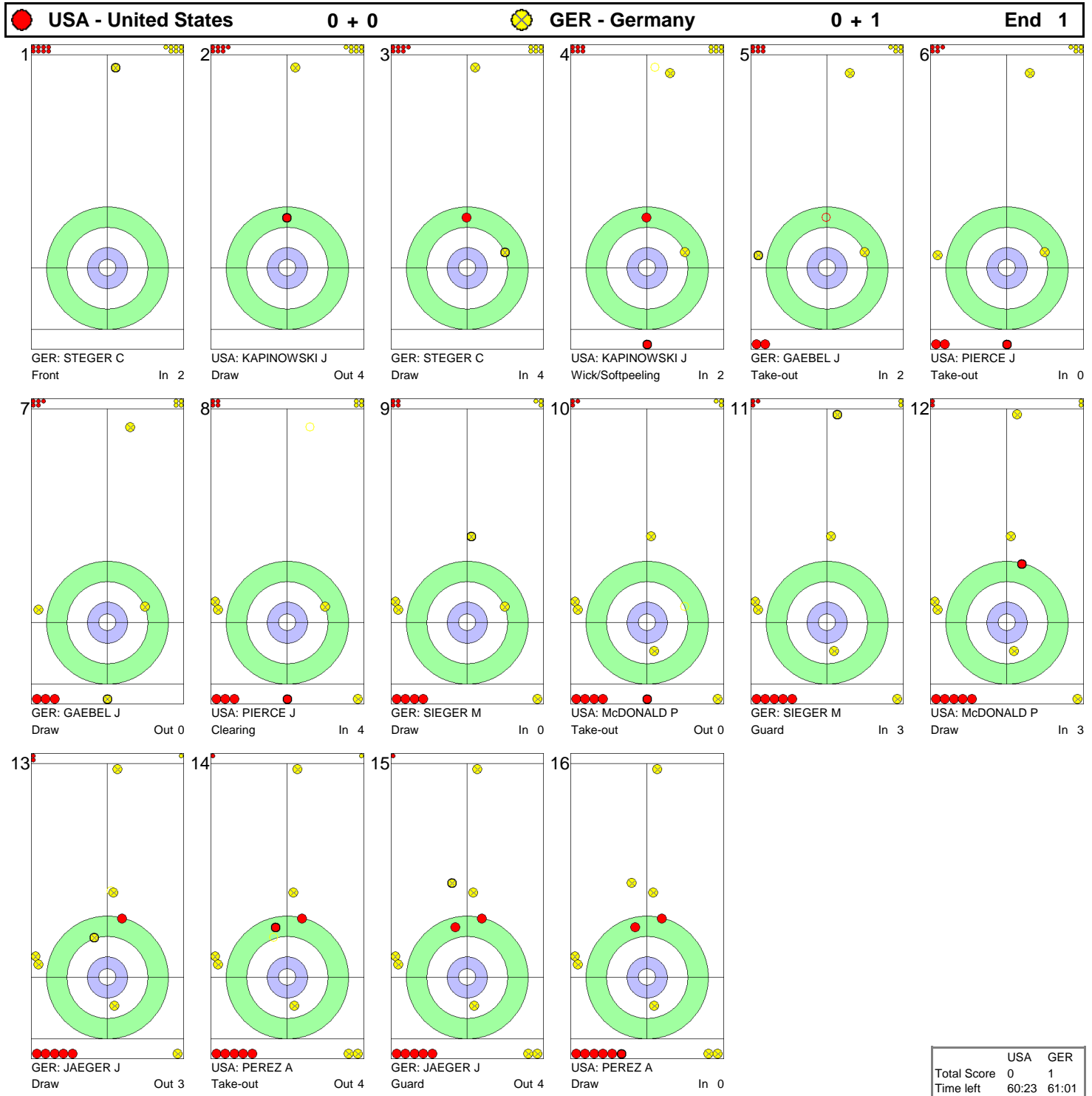
### LEGEND

LSFE (\*) Last stone first end



GAME - SHOT BY SHOT / DÉROULEMENT DE LA PARTIE

SUN 14 MAR 2010 / DIM 14 MAR 2010 START TIME / DÉBUT 12:30





**GAME - SHOT BY SHOT / DÉROULEMENT DE LA PARTIE**

SUN 14 MAR 2010 / DIM 14 MAR 2010 START TIME / DÉBUT 12:30



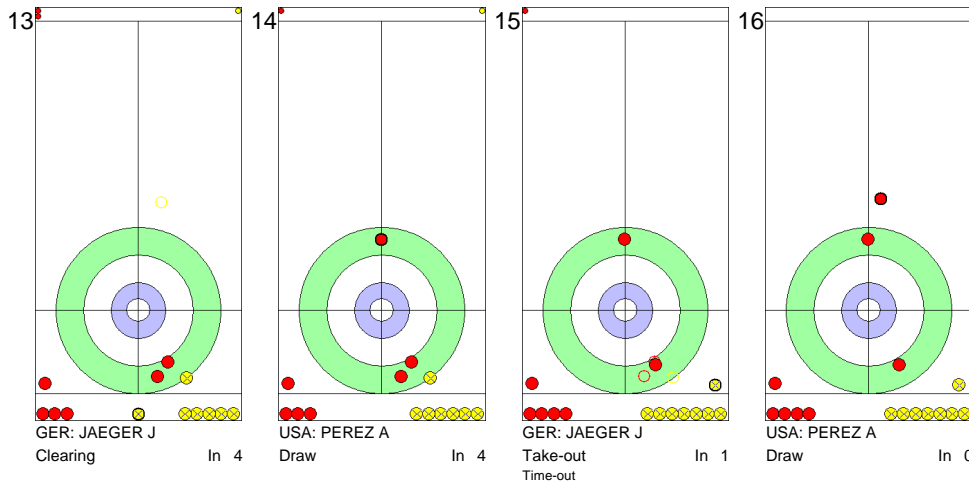
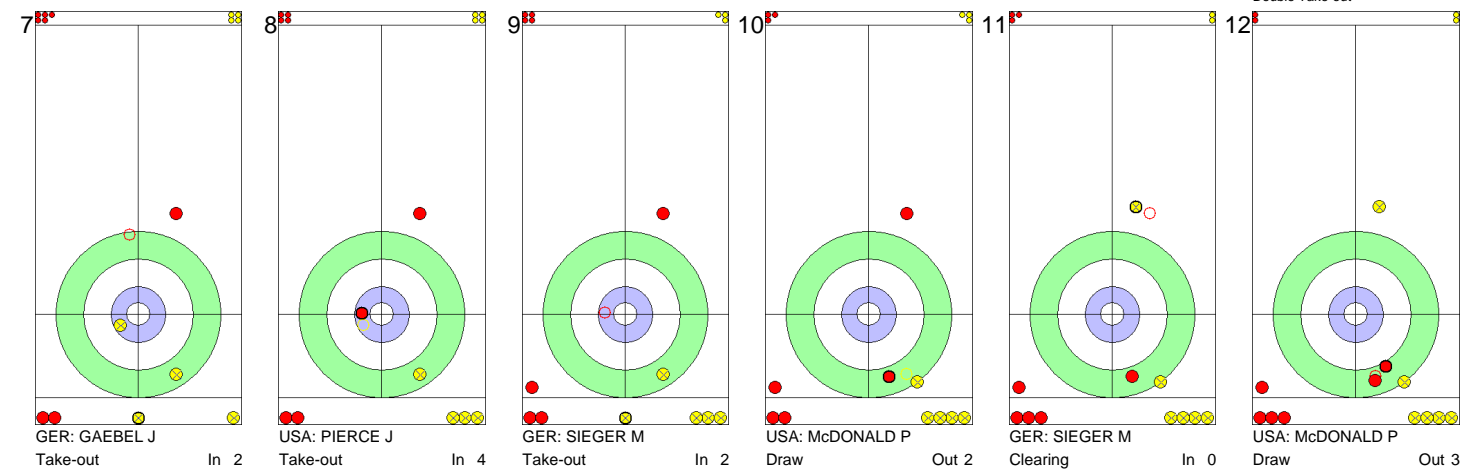
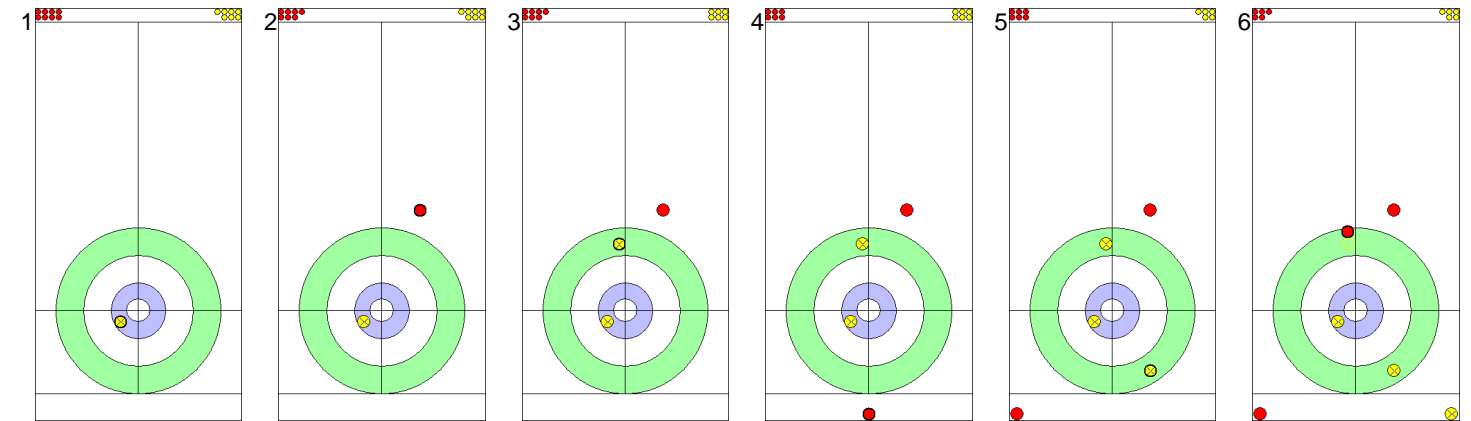
	USA	GER
Total Score	0	4
Time left	52:49	53:09



## GAME - SHOT BY SHOT / DÉROULEMENT DE LA PARTIE

SUN 14 MAR 2010 / DIM 14 MAR 2010 START TIME / DÉBUT 12:30

● **USA - United States**      **0 + 2**     
 ● **GER - Germany**      **4 + 0**     
 **End 3**

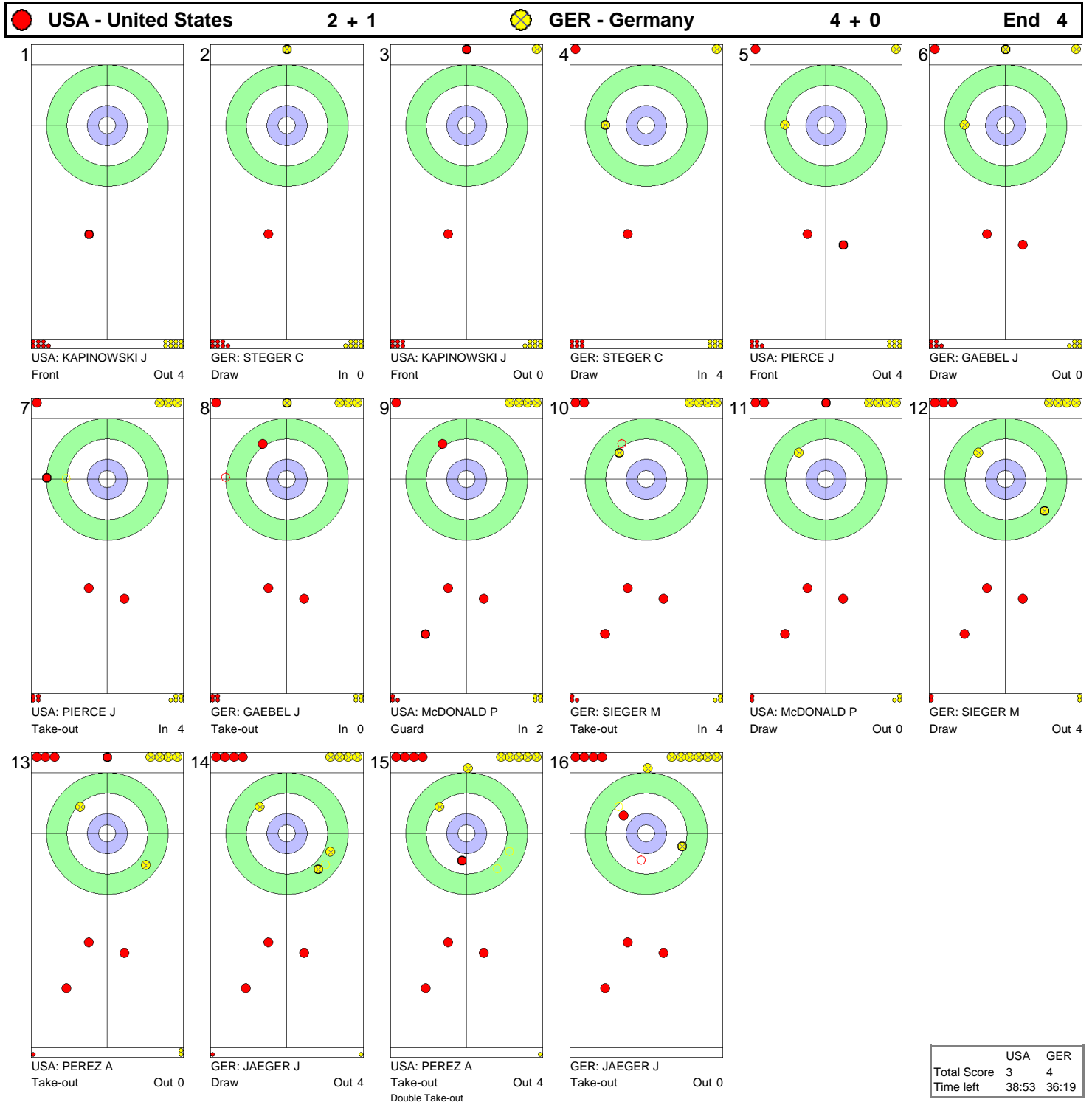


	USA	GER
Total Score	2	4
Time left	46:13	44:37



## GAME - SHOT BY SHOT / DÉROULEMENT DE LA PARTIE

SUN 14 MAR 2010 / DIM 14 MAR 2010 START TIME / DÉBUT 12:30



	USA	GER
Total Score	3	4
Time left	38:53	36:19



## GAME - SHOT BY SHOT / DÉROULEMENT DE LA PARTIE

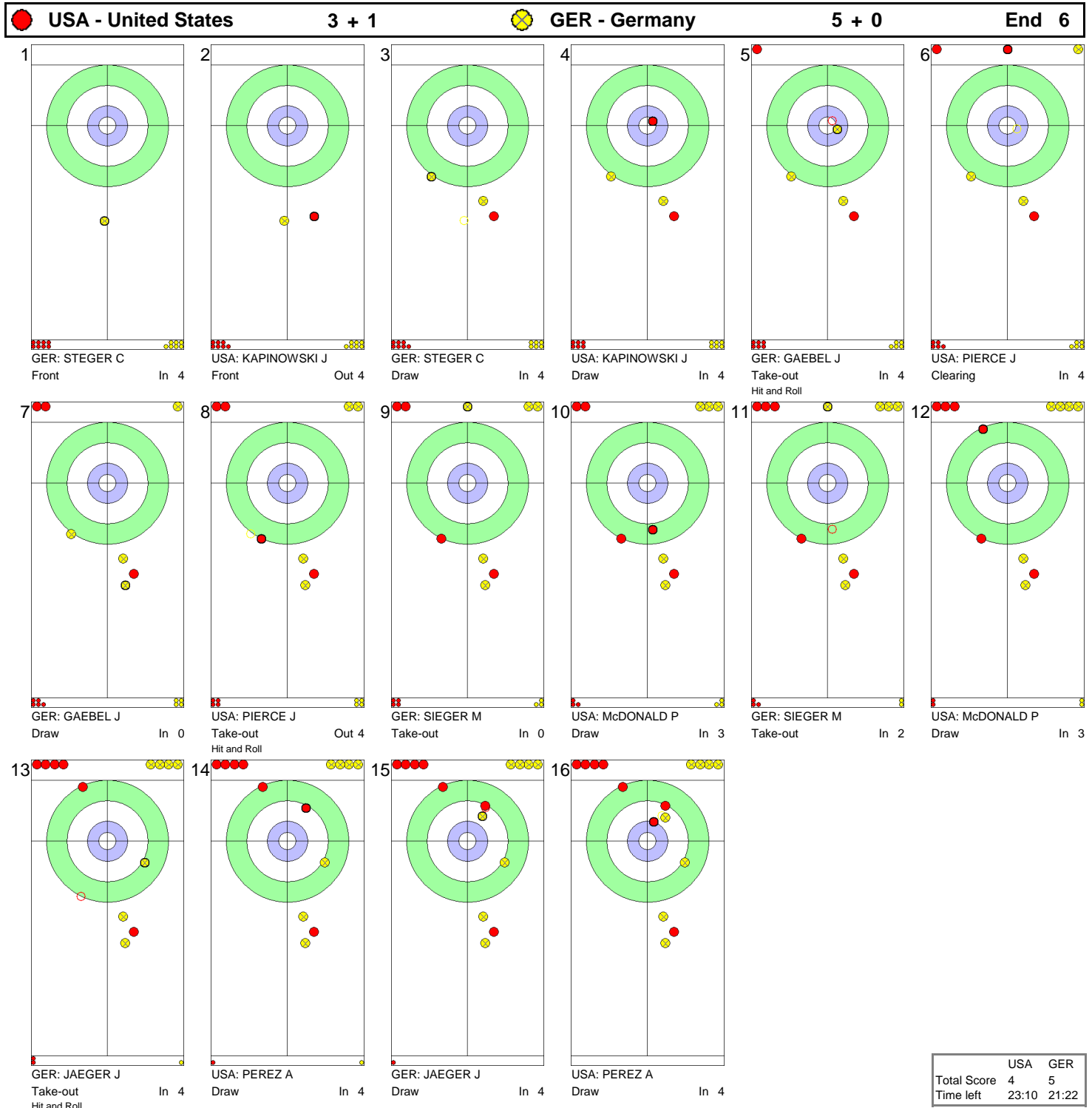
SUN 14 MAR 2010 / DIM 14 MAR 2010 START TIME / DÉBUT 12:30





**GAME - SHOT BY SHOT / DÉROULEMENT DE LA PARTIE**

SUN 14 MAR 2010 / DIM 14 MAR 2010 START TIME / DÉBUT 12:30

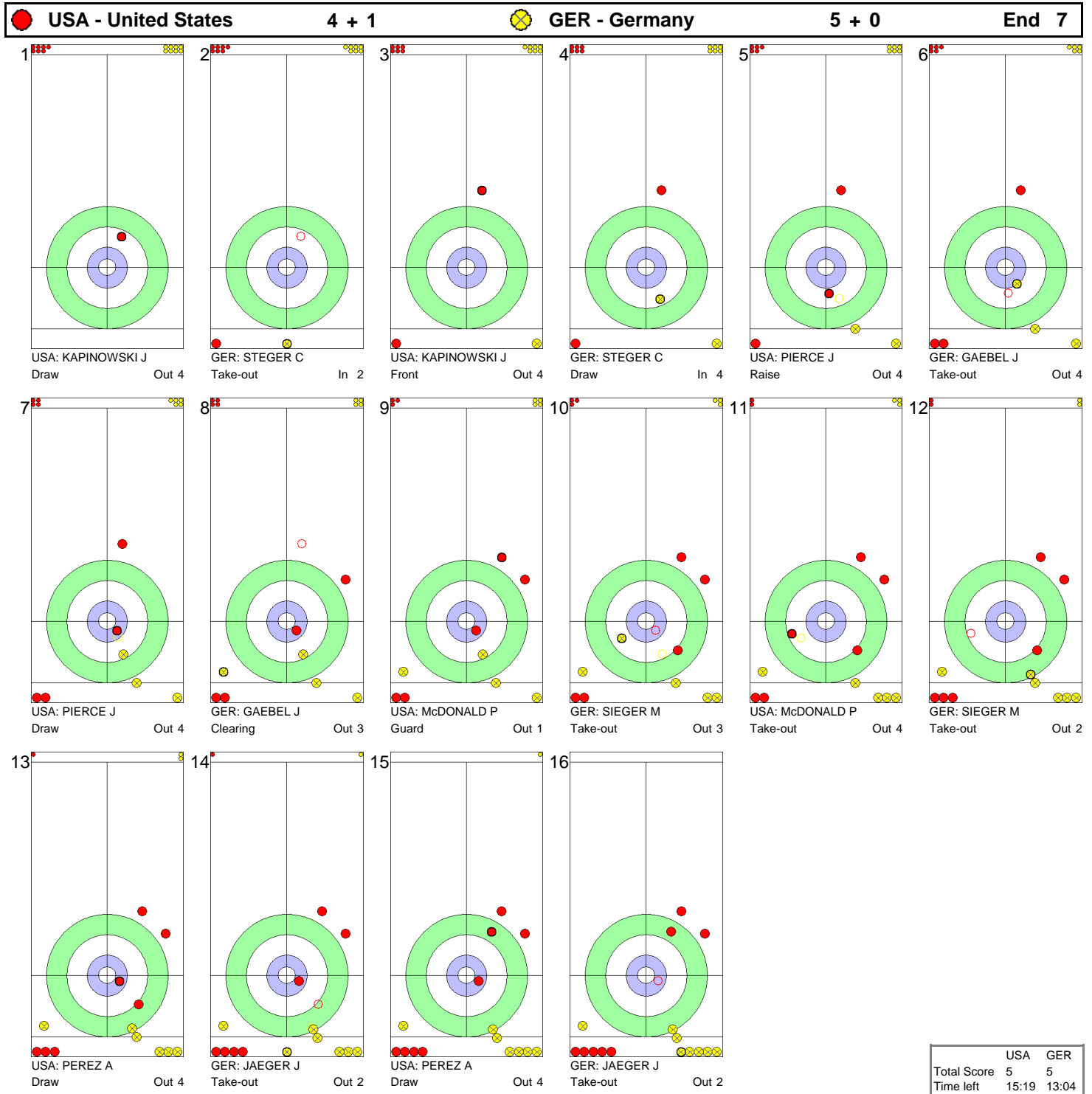






## GAME - SHOT BY SHOT / DÉROULEMENT DE LA PARTIE

SUN 14 MAR 2010 / DIM 14 MAR 2010 START TIME / DÉBUT 12:30



	USA	GER
Total Score	5	5
Time left	15:19	13:04



## GAME - SHOT BY SHOT / DÉROULEMENT DE LA PARTIE

SUN 14 MAR 2010 / DIM 14 MAR 2010 START TIME / DÉBUT 12:30

 USA - United States		5 + 1	 GER - Germany		5 + 0	End 8	
1	 USA: KAPINOWSKI J Front Out 3	2	 GER: STEGER C Draw In 0	3	 USA: KAPINOWSKI J Front In 4	4	 GER: STEGER C Draw Out 0
5	 USA: PIERCE J Front In 3	6	 GER: GAEBEL J Clearing Out 4	7	 USA: PIERCE J Draw In 0	8	 GER: GAEBEL J Clearing Out 4
9	 USA: McDONALD P Front In 4	10	 GER: SIEGER M Clearing In 0	11	 USA: McDONALD P Draw In 0	12	 GER: SIEGER M Clearing In 2
13	 USA: PEREZ A Draw In 4	14	 GER: JAEGER J Take-out In 0	15	 USA: PEREZ A Guard In 0	16	 GER: JAEGER J Take-out Out 0

**NOTES**  
 Points:  
 4 = 100%  
 3 = 75%  
 2 = 50%  
 1 = 25%  
 0 = 0%  
 X = not considered  
  
 Handle:  
 In Clockwise  
 Out Counter-clockwise

	USA	GER
Total Score	6	5
Time left	07:01	05:33



## GAME RESULTS / RÉSULTATS DE LA PARTIE

SUN 14 MAR 2010 / DIM 14 MAR 2010 START TIME / DÉBUT 12:30

Sheet	Round	Team	LSFE	1	2	3	4	5	6	7	8	Extra Ends	Total
D	2	JPN - Japan	*	1	0	1	0	0	3	0	X		5
	3	KOR - Korea		0	1	0	2	2	0	2	X		7

JPN - Japan		Game	All
4 S	NAKAJIMA Yoji	40 %	52 %
3	ICHIKAWA Katsuo	42 %	56 %
2	OGAWA Aki	38 %	38 %
1	SAITOH Ayako	73 %	76 %
A	HIDAI Takashi	- %	38 %
Team Total		48 %	56 %

KOR - Korea		Game	All
4 S	KIM Haksung	60 %	55 %
3	KIM Myungjin	63 %	54 %
2	PARK Kilwoo	30 %	48 %
1	KANG Misuk	50 %	56 %
A	CHO Yanghyun	- %	- %
Team Total		50 %	53 %

Time remaining: 7 minutes 38 seconds

Last Stone Draw: 84.9 cm

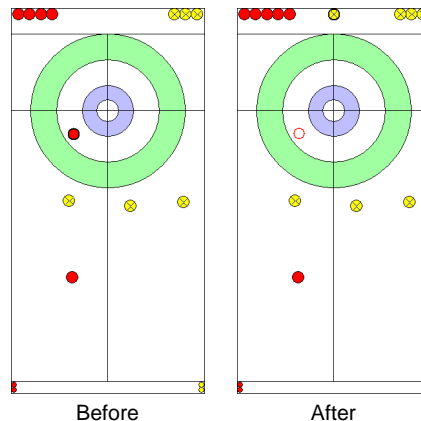
Time remaining: 8 minutes 15 seconds

Last Stone Draw: 159.7 cm

Time-out: end 5, KOR-8

### Most Important Shot:

Korean Skip KIM H made a fantastic Take-out on a Japanese shot stone that was partially hidden behind a Guard. This shot was made necessary by the Draw completed by Team Japan on the previous shot.



End: 8  
Team: KOR  
Player: KIM H  
Stone: Fourth, 1st stone  
Task: Clearing  
Handle: Out-turn  
Points: 100%

● : JPN  
● : KOR

### NOTES

Team position and functions are attached to each team member's name as follows:  
4 = Fourth, 3 = Third, 2 = Second, 1 = Lead, A = Alternate, S = Skip

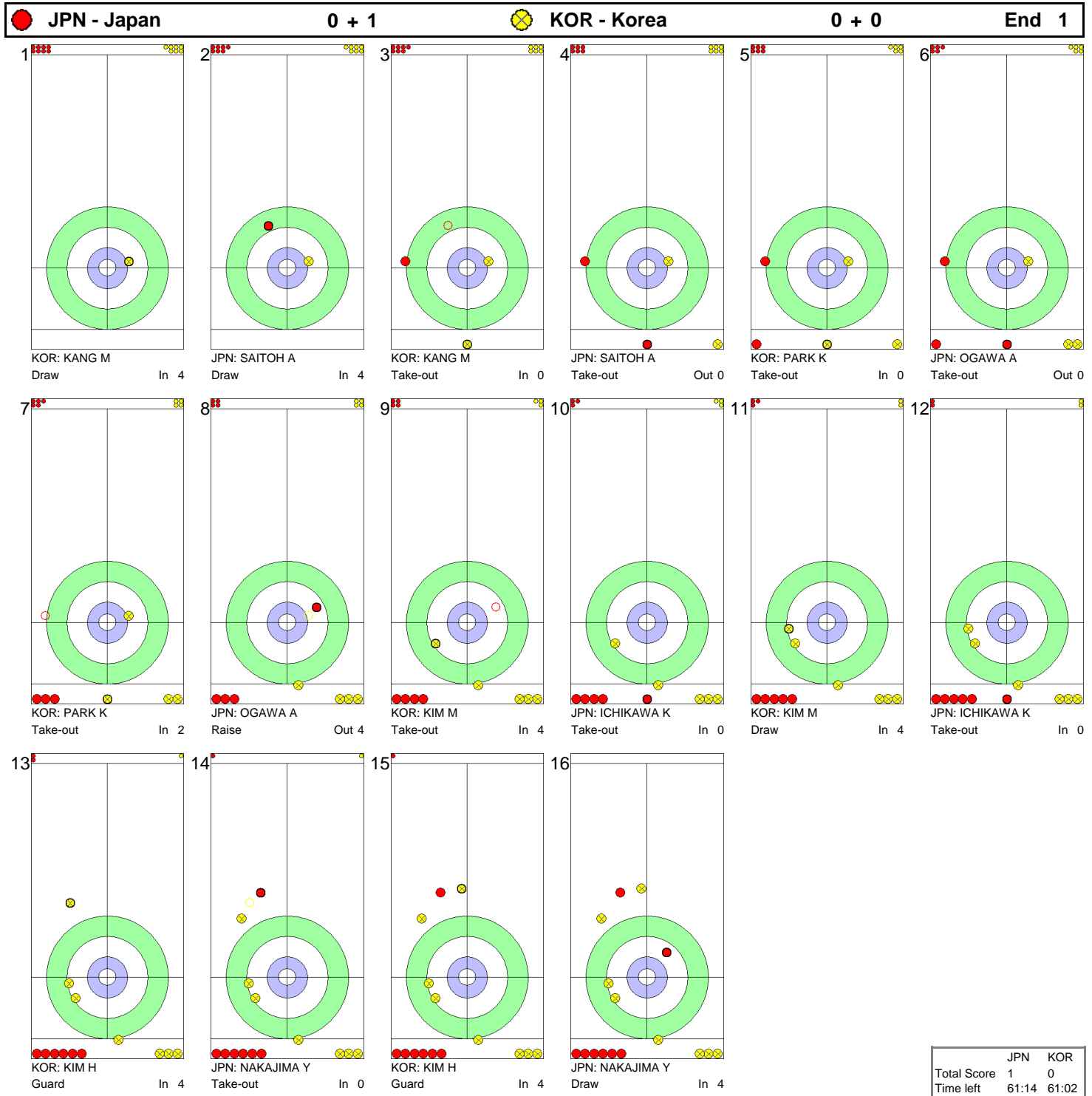
### LEGEND

LSFE (\*) Last stone first end X Unplayed/unfinished end due to concession



GAME - SHOT BY SHOT / DÉROULEMENT DE LA PARTIE

SUN 14 MAR 2010 / DIM 14 MAR 2010 START TIME / DÉBUT 12:30



	JPN	KOR
Total Score	1	0
Time left	61:14	61:02



**GAME - SHOT BY SHOT / DÉROULEMENT DE LA PARTIE**

SUN 14 MAR 2010 / DIM 14 MAR 2010 START TIME / DÉBUT 12:30

● JPN - Japan		1 + 0		● KOR - Korea		0 + 1		End 2			
1		2		3		4		5		6	
7		8		9		10		11		12	
13		14		15		16					

	JPN	KOR
Total Score	1	1
Time left	54:10	53:50



## GAME - SHOT BY SHOT / DÉROULEMENT DE LA PARTIE

SUN 14 MAR 2010 / DIM 14 MAR 2010 START TIME / DÉBUT 12:30

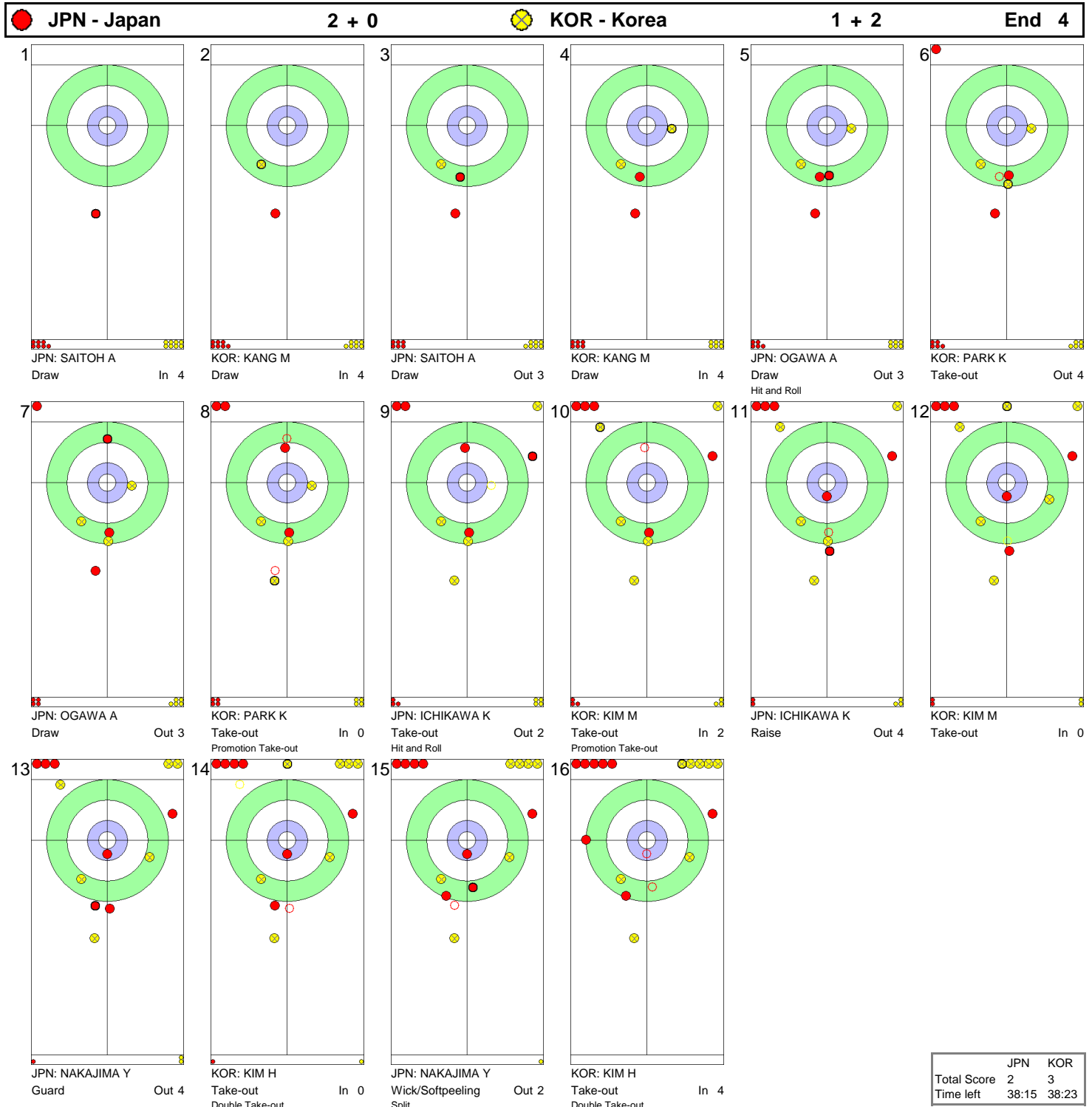


	JPN	KOR
Total Score	2	1
Time left	46:28	46:45



**GAME - SHOT BY SHOT / DÉROULEMENT DE LA PARTIE**

SUN 14 MAR 2010 / DIM 14 MAR 2010 START TIME / DÉBUT 12:30





GAME - SHOT BY SHOT / DÉROULEMENT DE LA PARTIE

SUN 14 MAR 2010 / DIM 14 MAR 2010 START TIME / DÉBUT 12:30



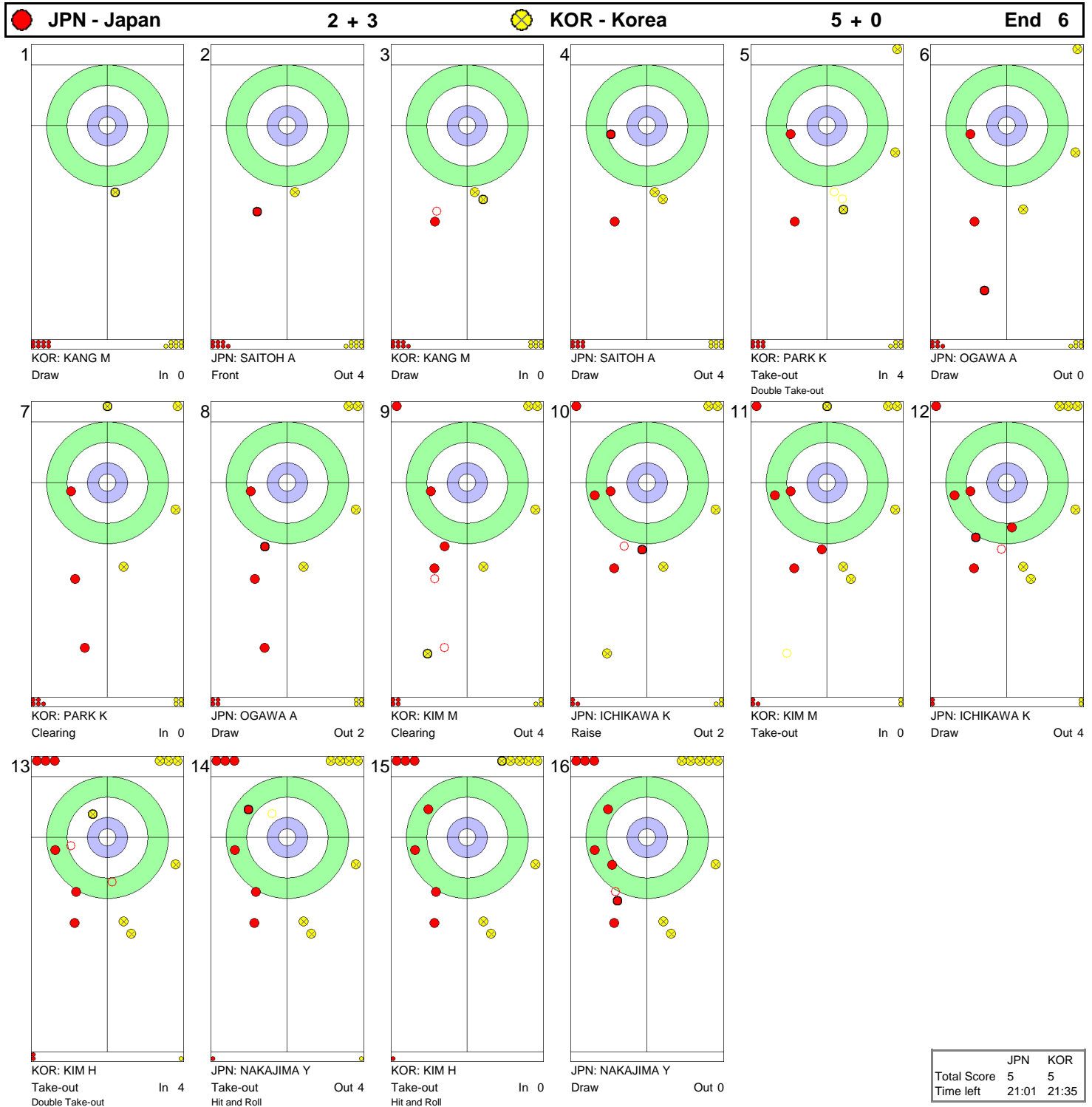
	JPN	KOR
Total Score	2	5
Time left	28:20	29:24





## GAME - SHOT BY SHOT / DÉROULEMENT DE LA PARTIE

SUN 14 MAR 2010 / DIM 14 MAR 2010 START TIME / DÉBUT 12:30



	JPN	KOR
Total Score	5	5
Time left	21:01	21:35



GAME - SHOT BY SHOT / DÉROULEMENT DE LA PARTIE

SUN 14 MAR 2010 / DIM 14 MAR 2010 START TIME / DÉBUT 12:30



	JPN	KOR
Total Score	5	7
Time left	14:01	13:53



**GAME - SHOT BY SHOT / DÉROULEMENT DE LA PARTIE**

SUN 14 MAR 2010 / DIM 14 MAR 2010 START TIME / DÉBUT 12:30





## SESSION RESULTS AND STANDINGS RÉSULTATS DE LA SESSION ET CLASSEMENT

SAT 13 MAR 2010 / SAM 13 MAR 2010 START TIME / DÉBUT 18:00

Sheet	Round	Team	LSFE	1	2	3	4	5	6	7	8	Extra Ends	Total
A	1	ITA - Italy		3	0	0	0	1	0	2	0		6
	1	JPN - Japan	*	0	1	3	2	0	2	0	1		9
B	2	SWE - Sweden		0	1	2	0	1	0	0	0		4
	2	KOR - Korea	*	2	0	0	1	0	2	1	2		8
C	2	NOR - Norway		0	0	2	1	2	0	0	2		7
	2	GBR - Great Britain	*	2	1	0	0	0	1	1	0		5
D	2	CAN - Canada		0	4	2	2	0	2	0	X		10
	2	USA - United States of America	*	2	0	0	0	1	0	2	X		5

### Standings After Round Robin Session 2

Rank	Team	Games	Wins	Losses
1	CAN - Canada	2	2	0
2	GER - Germany	1	1	0
2	JPN - Japan	1	1	0
2	SUI - Switzerland	1	1	0
5	KOR - Korea	2	1	1
5	NOR - Norway	2	1	1
5	USA - United States of America	2	1	1
8	ITA - Italy	1	0	1
9	GBR - Great Britain	2	0	2
9	SWE - Sweden	2	0	2

#### LEGEND

LSFE (\*) Last stone first end



## SESSION REVIEW / SYNTHÈSE DE LA SESSION

SAT 13 MAR 2010 / SAM 13 MAR 2010 START TIME / DÉBUT 18:00

### Session 2: JPN 9-6 ITA, KOR 8-4 SWE, NOR 7-5 GBR, CAN 10-5 USA

VANCOUVER, Mar 13 - Canada made it two wins from two games after beating the USA 10-5 in Round Robin Session 2 of the Wheelchair Curling tournament at Vancouver Paralympic Centre on Saturday.

#### JPN 9-6 ITA (Sheet A)

In the first game of the tournament for both Italy and Japan, nearly every stone was in play in the first end. Italy stole three points when Japan failed with several attempts to get past guards.

Both teams continued to attack in the second end, resulting in multiple stones in front of the house. Japan skip Yoji NAKAJIMA (JPN) made a difficult raise takeout with his last stone to score one point.

Italy players kept finding their draw weight in the third end by placing stone after stone in the house, but a missed shot by skip Andrea TABANELLI (ITA) resulted in a steal of three for Japan and a 4-3 lead.

Japan stole two more points in the fourth end to lead 6-3.

In the fifth end Italy drew for one point but a missed takeout by TABANELLI (ITA) in the sixth end allowed NAKAJIMA (JPN) to draw for two and take an 8-4 lead.

Italy scored a deuce in the seventh end to move two points behind but Japan picked up a single in the eighth to win 9-6.

#### KOR 8-4 SWE (Sheet B)

Sweden and Korea came into Session 2 after opening-round losses and it was Korea who started brighter by scoring two points in the first end.

Korea made a number of hits to hold Sweden to one point in the second end but the Swedes picked up a steal of two points in the third to take a 3-2 lead.

Korea came back with a single in the fourth end to tie the game 3-3 and a key hit and roll by skip Haksung KIM (KOR) forced Sweden skip Jalle JUNGNELL (SWE) to take a single point in the fifth end.

It was a complicated sixth end with a number of stones in play. Successful guards and draws by Korea and missed takeouts by Sweden resulted in two points for Korea and a 5-4 lead.

Korea stole one point in the seventh and when JUNGNELL (SWE) was unable to score on his last shot in the eighth, Korea stole two points to win 8-4.



### NOR 7-5 GBR (Sheet C)

Both Norway and Great Britain lost their opening-round matches and it was Great Britain who raced into a 3-0 lead after two ends.

Norway skip Rune LORENTSEN (NOR) found his draw weight in the third end though and scored a deuce with the hammer.

Norway stole one point in the fourth end to tie the game at 3-3 and a steal of two in the fifth gave the Norwegians a 5-3 lead.

Norway kept a number of stones in play in the sixth end, forcing Great Britain fourth-stone thrower Aileen NEILSON (GBR) into a difficult draw for one.

Great Britain stole one point in the seventh end to tie the game 5-5 but with hammer in the eighth end, LORENTSEN (NOR) made no mistake by scoring two points for a 7-5 win.

### CAN 10-5 USA (Sheet D)

Canada picked up a convincing win against its North American neighbour in front of a vocal home crowd.

Aggressive play and mistakes by both teams resulted in US skip Augusto PEREZ (USA) moving stones around in the house with his final delivery of the end. After a measurement, USA scored two points.

The stones continued to crowd the house in the second end and Canada skip Jim ARMSTRONG (CAN) made a takeout to score four and give his rink a 4-2 lead.

After a number of finesse shots by Canada in the third, PEREZ (USA) failed to remove stones, leaving Canada with a steal of two and a 6-2 lead.

PEREZ (USA) continued to struggle in the fourth end and Canada picked up another steal of two to lead 8-2.

The USA scored a single point in the fifth end but Canada kept up its aggressive play in the sixth when ARMSTRONG (CAN) drew for two points and a 10-3 lead.

Mistakes on both of ARMSTRONG's (CAN) stones in the seventh end gave PEREZ (USA) the opportunity to make up some ground but he was heavy on his final stone and only got two points to make the score 10-5.

Canada ran the USA out of rocks in the eighth end.

Germany and Switzerland were idle in Session 2 after each posting a victory in Session 1. They return to the ice for Session 3 on Sunday, March 14 with Germany taking on the USA while Switzerland plays Italy. Session 3 also features Norway against Canada and Japan against Korea.



## GAME RESULTS / RÉSULTATS DE LA PARTIE

SAT 13 MAR 2010 / SAM 13 MAR 2010 START TIME / DÉBUT 18:00

Sheet	Round	Team	LSFE	1	2	3	4	5	6	7	8	Extra Ends	Total
A	1	ITA - Italy		3	0	0	0	1	0	2	0		6
	1	JPN - Japan	*	0	1	3	2	0	2	0	1		9

ITA - Italy		Game	All
4 S	TABANELLI Andrea	42 %	42 %
3	MARCHESE Egidio	66 %	66 %
2	DALLAPICCOLA Gabriele	80 %	80 %
1	MENARDI Angela	61 %	61 %
A	SPELORZI Emanuele	- %	- %
Team Total		62 %	62 %

JPN - Japan		Game	All
4 S	NAKAJIMA Yoji	64 %	64 %
3	ICHIKAWA Katsuo	70 %	70 %
2	HIDAI Takashi	38 %	38 %
1	SAITOH Ayako	78 %	78 %
A	OGAWA Aki	- %	- %
Team Total		63 %	63 %

Time remaining: 9 minutes 50 seconds

Last Stone Draw: 185.4 cm (out)

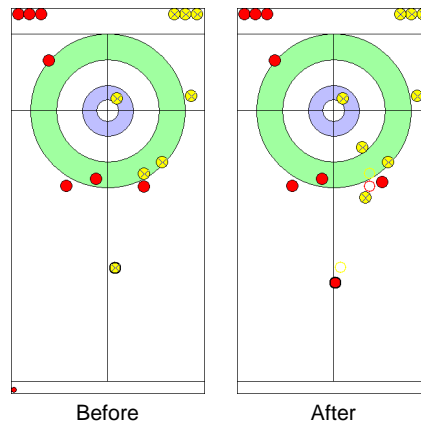
Time remaining: 7 minutes 18 seconds

Last Stone Draw: 185.4 cm (out-toss)

Time-out: end 7, JPN-8

### Most Important Shot:

Italian Skip TABANELLI A had a perfect opportunity to come through a port to Take-out the shot stone in the four foot, but threw his stone inside and promoted a center guard back to raise Japan's stone up to become a second counter.



End: 4  
Team: ITA  
Player: TABANELLI A  
Stone: Fourth, 2nd stone  
Task: Take-out  
Handle: Out-turn  
Points: 0%

● : ITA  
● : JPN

### NOTES

Team position and functions are attached to each team member's name as follows:  
4 = Fourth, 3 = Third, 2 = Second, 1 = Lead, A = Alternate, S = Skip

### LEGEND

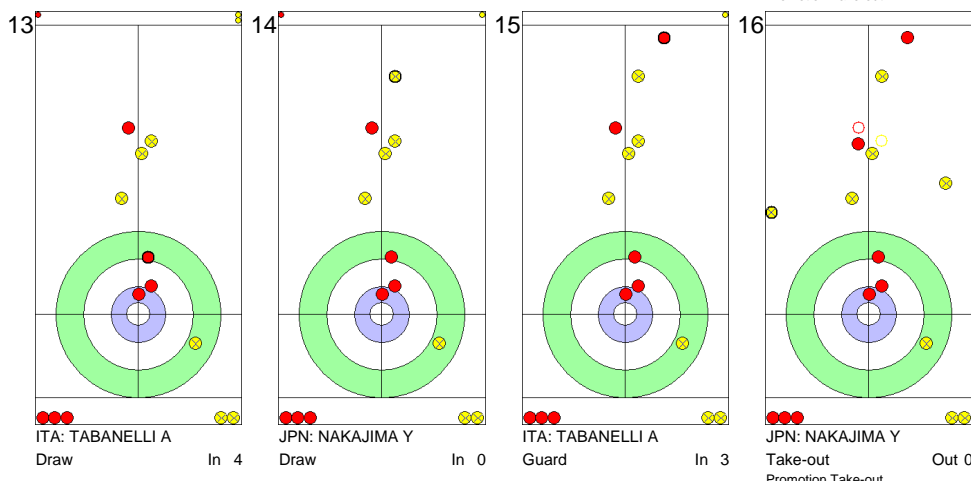
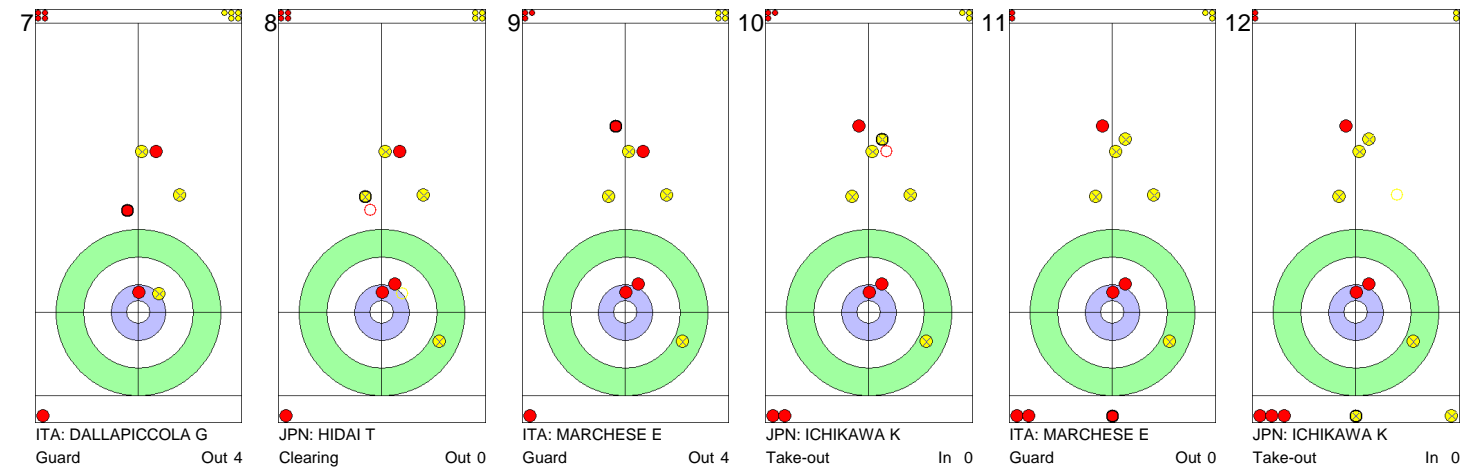
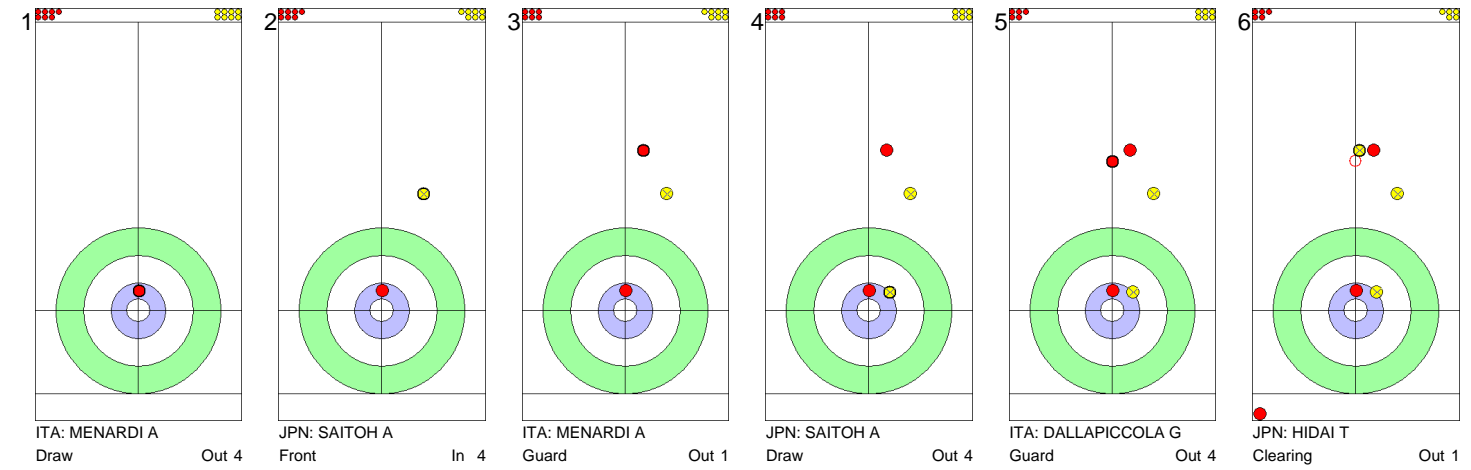
LSFE (\*) Last stone first end



GAME - SHOT BY SHOT / DÉROULEMENT DE LA PARTIE

SAT 13 MAR 2010 / SAM 13 MAR 2010 START TIME / DÉBUT 18:00

**ITA - Italy** 0 + 3 **JPN - Japan** 0 + 0 **End 1**



	ITA	JPN
Total Score	3	0
Time left	61:05	60:20





**GAME - SHOT BY SHOT / DÉROULEMENT DE LA PARTIE**

SAT 13 MAR 2010 / SAM 13 MAR 2010 START TIME / DÉBUT 18:00

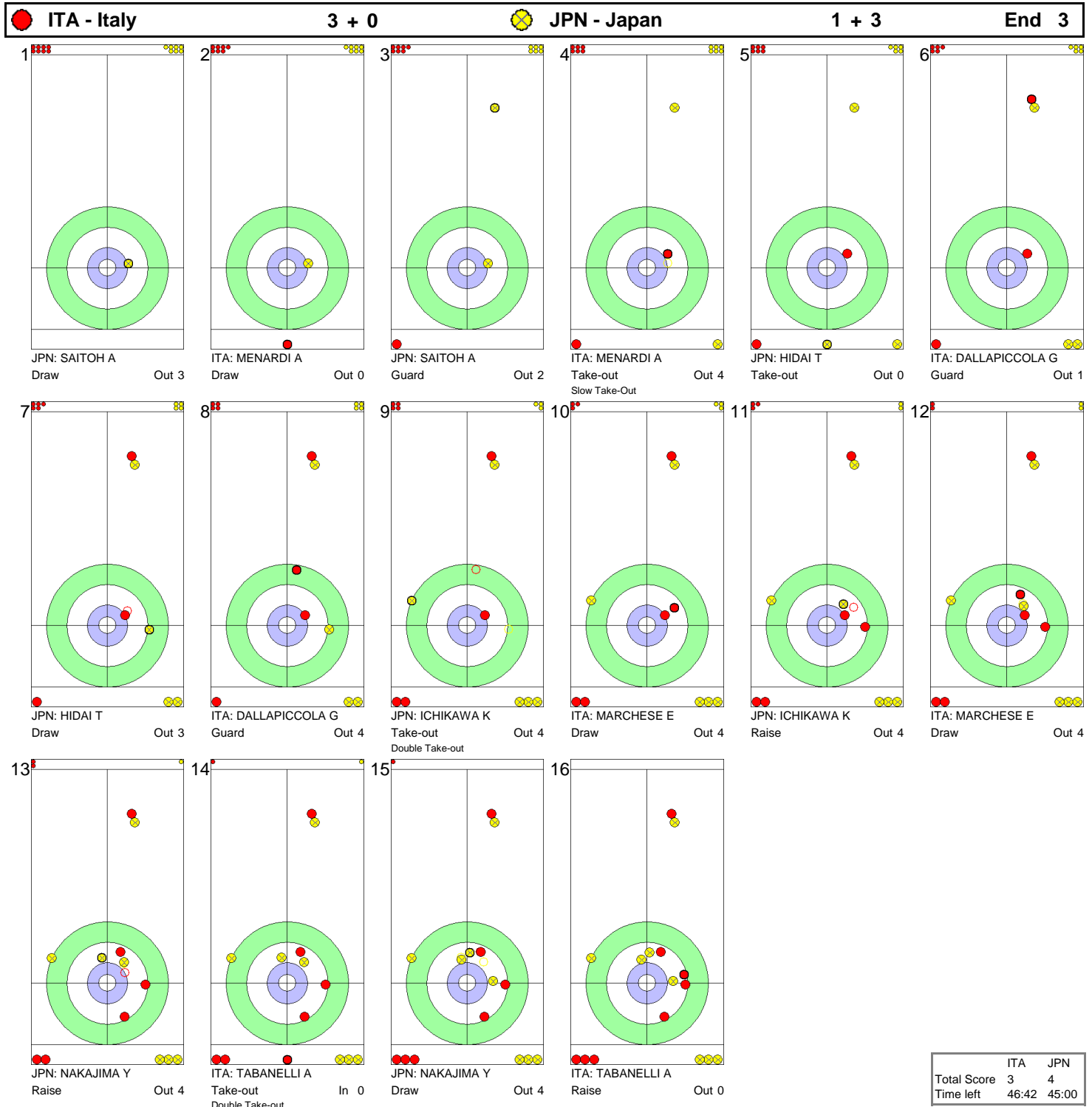


	ITA	JPN
Total Score	3	1
Time left	54:23	51:16



## GAME - SHOT BY SHOT / DÉROULEMENT DE LA PARTIE

SAT 13 MAR 2010 / SAM 13 MAR 2010 START TIME / DÉBUT 18:00

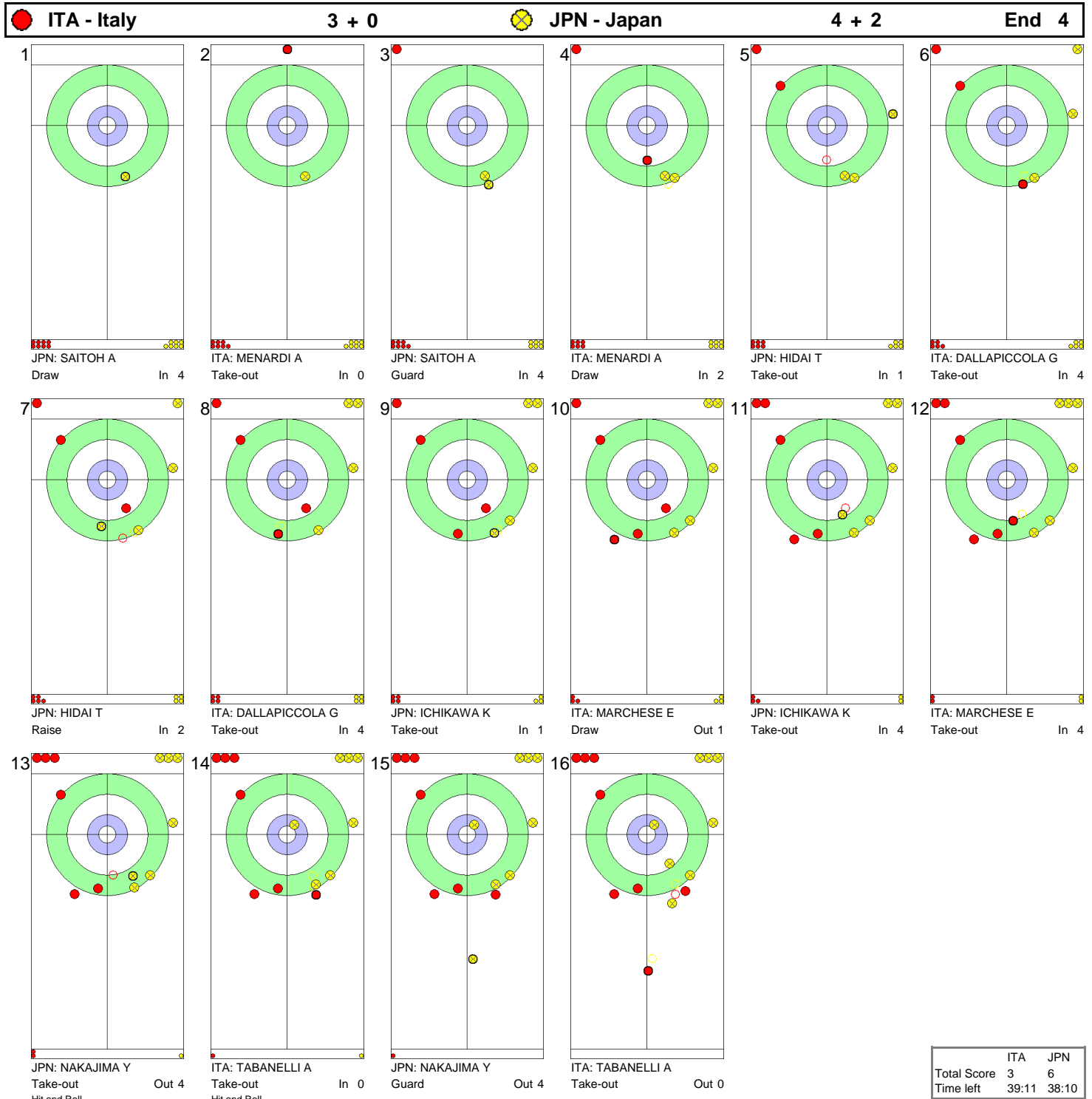


	ITA	JPN
Total Score	3	4
Time left	46:42	45:00



**GAME - SHOT BY SHOT / DÉROULEMENT DE LA PARTIE**

SAT 13 MAR 2010 / SAM 13 MAR 2010 START TIME / DÉBUT 18:00



	ITA	JPN
Total Score	3	6
Time left	39:11	38:10



## GAME - SHOT BY SHOT / DÉROULEMENT DE LA PARTIE

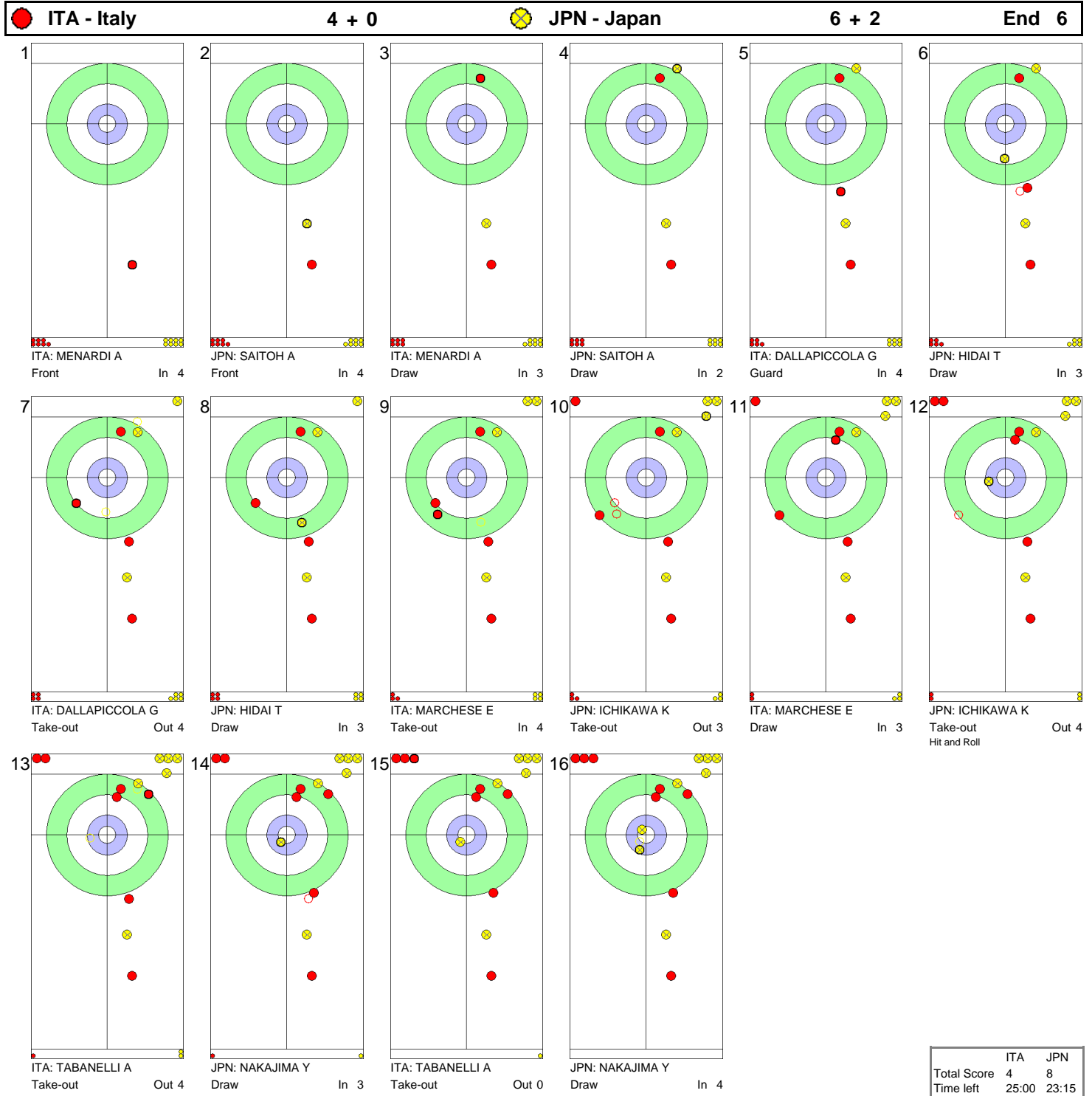
SAT 13 MAR 2010 / SAM 13 MAR 2010 START TIME / DÉBUT 18:00





## GAME - SHOT BY SHOT / DÉROULEMENT DE LA PARTIE

SAT 13 MAR 2010 / SAM 13 MAR 2010 START TIME / DÉBUT 18:00





GAME - SHOT BY SHOT / DÉROULEMENT DE LA PARTIE

SAT 13 MAR 2010 / SAM 13 MAR 2010 START TIME / DÉBUT 18:00

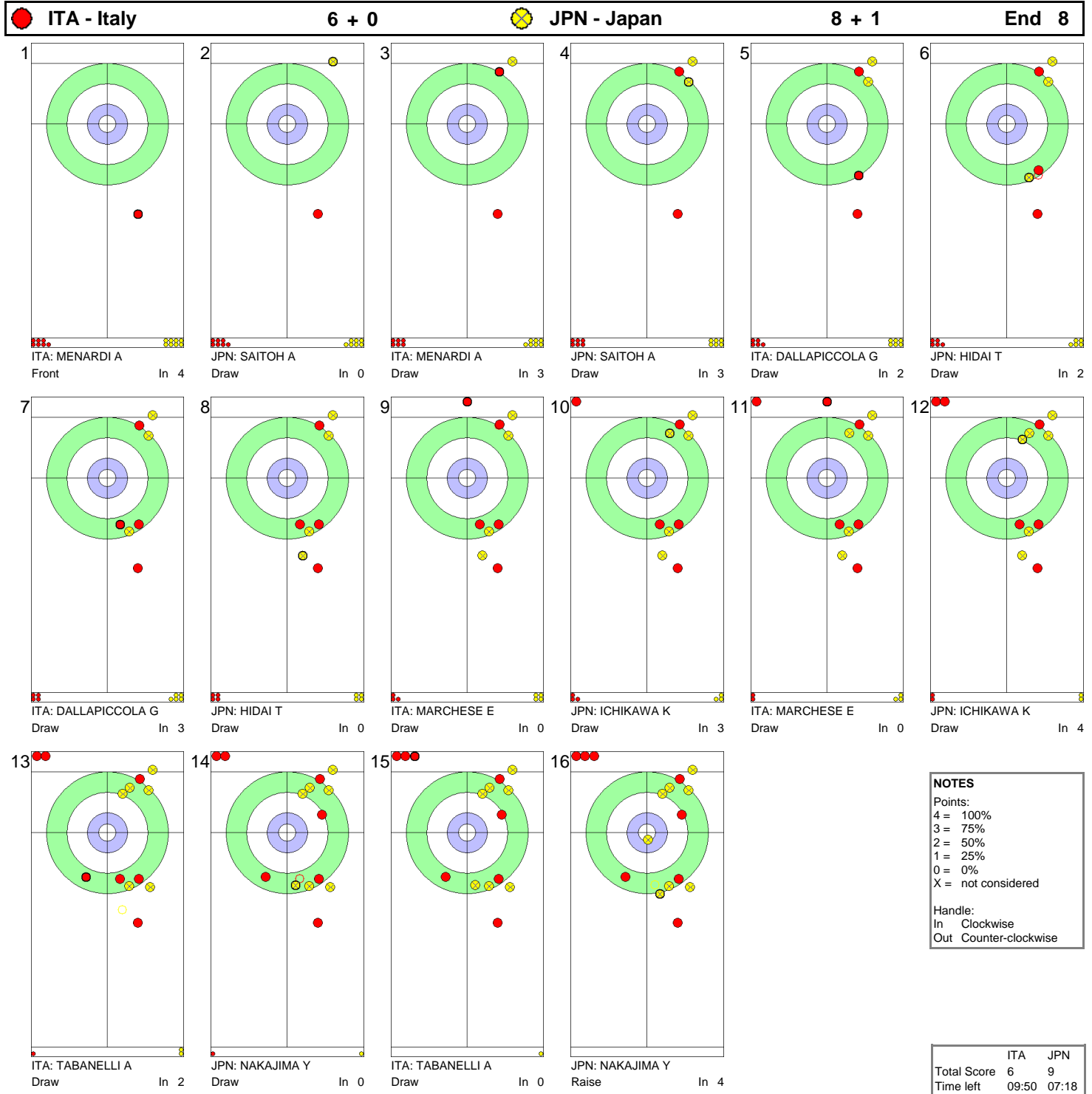


	ITA	JPN
Total Score	6	8
Time left	18:10	15:08



**GAME - SHOT BY SHOT / DÉROULEMENT DE LA PARTIE**

SAT 13 MAR 2010 / SAM 13 MAR 2010 START TIME / DÉBUT 18:00





## GAME RESULTS / RÉSULTATS DE LA PARTIE

SAT 13 MAR 2010 / SAM 13 MAR 2010 START TIME / DÉBUT 18:00

Sheet	Round	Team	LSFE	1	2	3	4	5	6	7	8	Extra Ends	Total
B	2	SWE - Sweden		0	1	2	0	1	0	0	0		4
	2	KOR - Korea	*	2	0	0	1	0	2	1	2		8

SWE - Sweden		Game	All
4 S	JUNGNELL Jalle	42 %	38 %
3	IKONEN Glenn	48 %	52 %
2	BURMAN Patrik	45 %	47 %
1	WILHELM Anette	52 %	59 %
A	KALLIN Patrik	- %	- %
Team Total		47 %	49 %

KOR - Korea		Game	All
4 S	KIM Haksung	56 %	52 %
3	KIM Myungjin	50 %	49 %
2	PARK Kilwoo	64 %	57 %
1	KANG Misuk	50 %	59 %
A	CHO Yanghyun	- %	- %
Team Total		55 %	54 %

Time remaining: 1 minute 23 seconds

Last Stone Draw: 185.4 cm (out)

Time-out: end 6, SWE-5

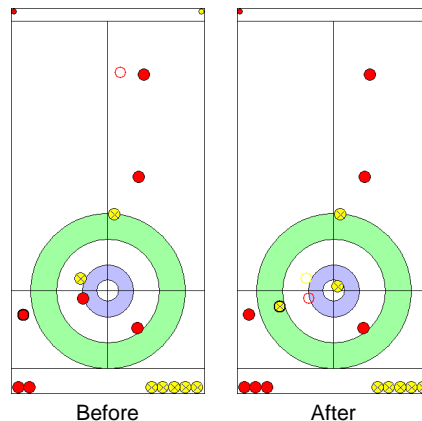
Time remaining: 11 minutes 8 seconds

Last Stone Draw: 59.8 cm

Time-out: end 6, KOR-7

### Most Important Shot:

Korean Skip KIM H made a beautiful Promotion Take-out to roll behind cover on the t-line. The Swedish Skip was unable to out draw this shot.



End: 7  
Team: KOR  
Player: KIM H  
Stone: Fourth, 2nd stone  
Task: Take-out  
Handle: Out-turn  
Points: 100%

● : SWE  
● : KOR

### NOTES

Team position and functions are attached to each team member's name as follows:  
4 = Fourth, 3 = Third, 2 = Second, 1 = Lead, A = Alternate, S = Skip

### LEGEND

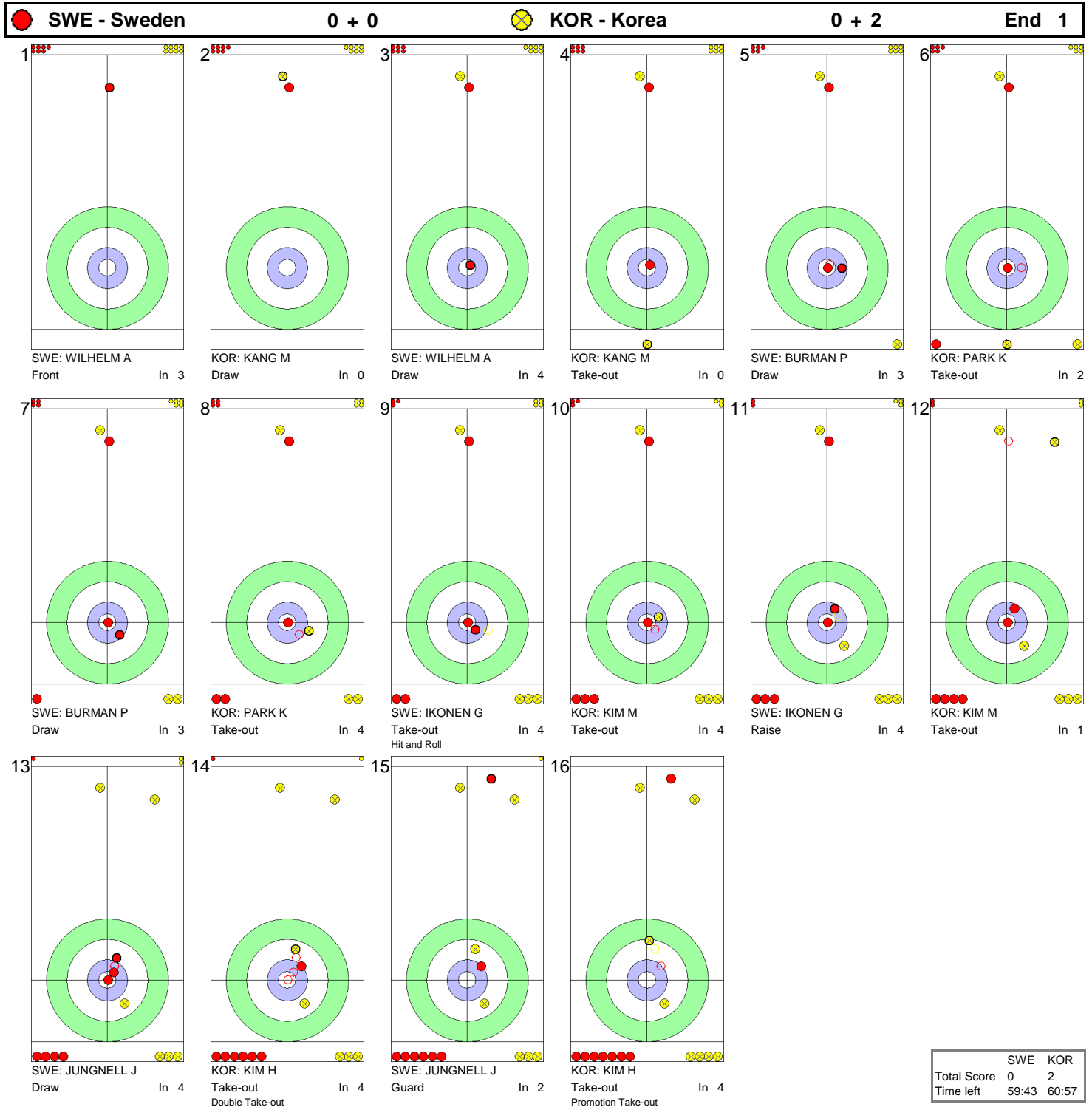
LSFE (\*) Last stone first end





GAME - SHOT BY SHOT / DÉROULEMENT DE LA PARTIE

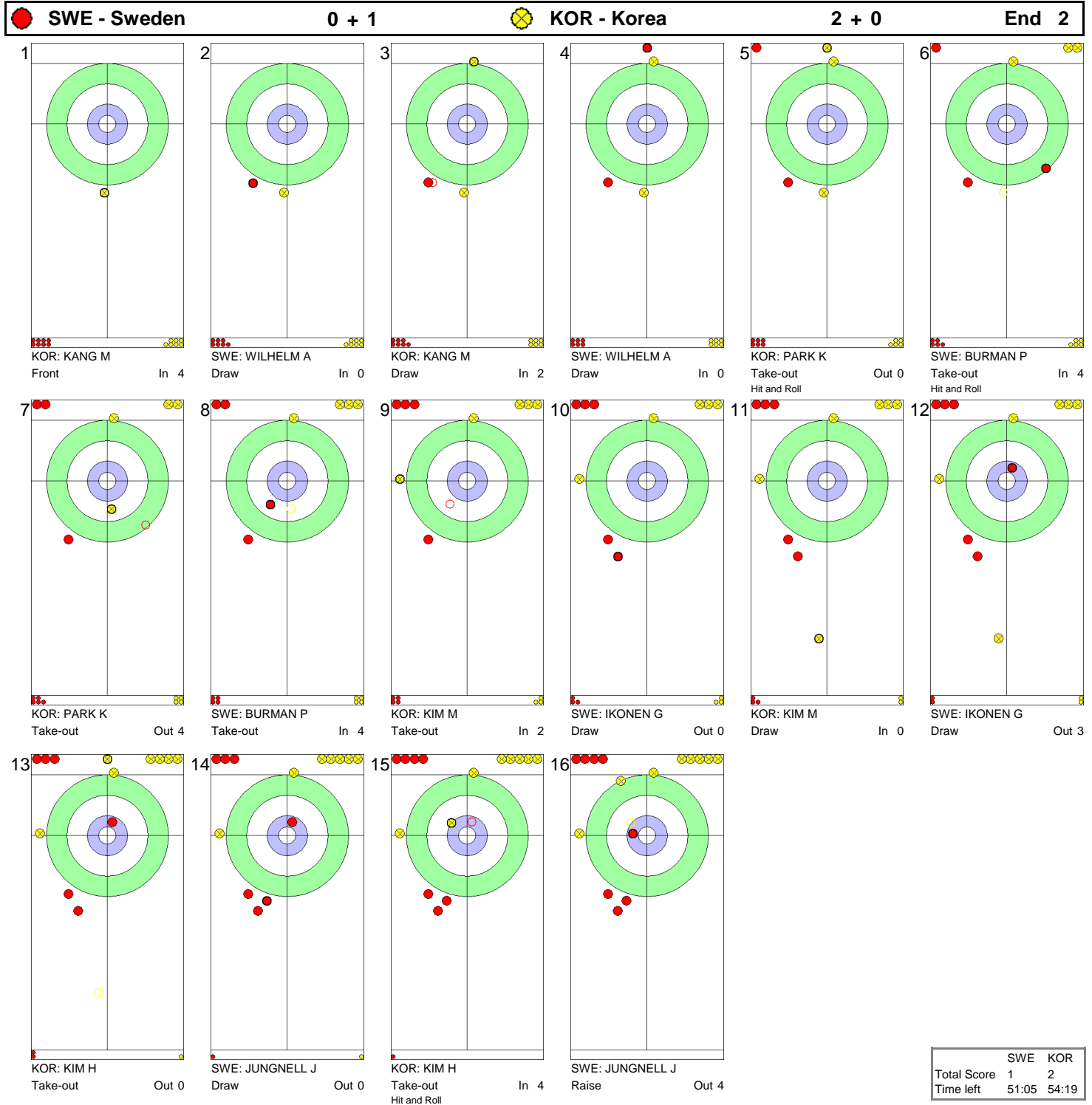
SAT 13 MAR 2010 / SAM 13 MAR 2010 START TIME / DÉBUT 18:00





GAME - SHOT BY SHOT / DÉROULEMENT DE LA PARTIE

SAT 13 MAR 2010 / SAM 13 MAR 2010 START TIME / DÉBUT 18:00

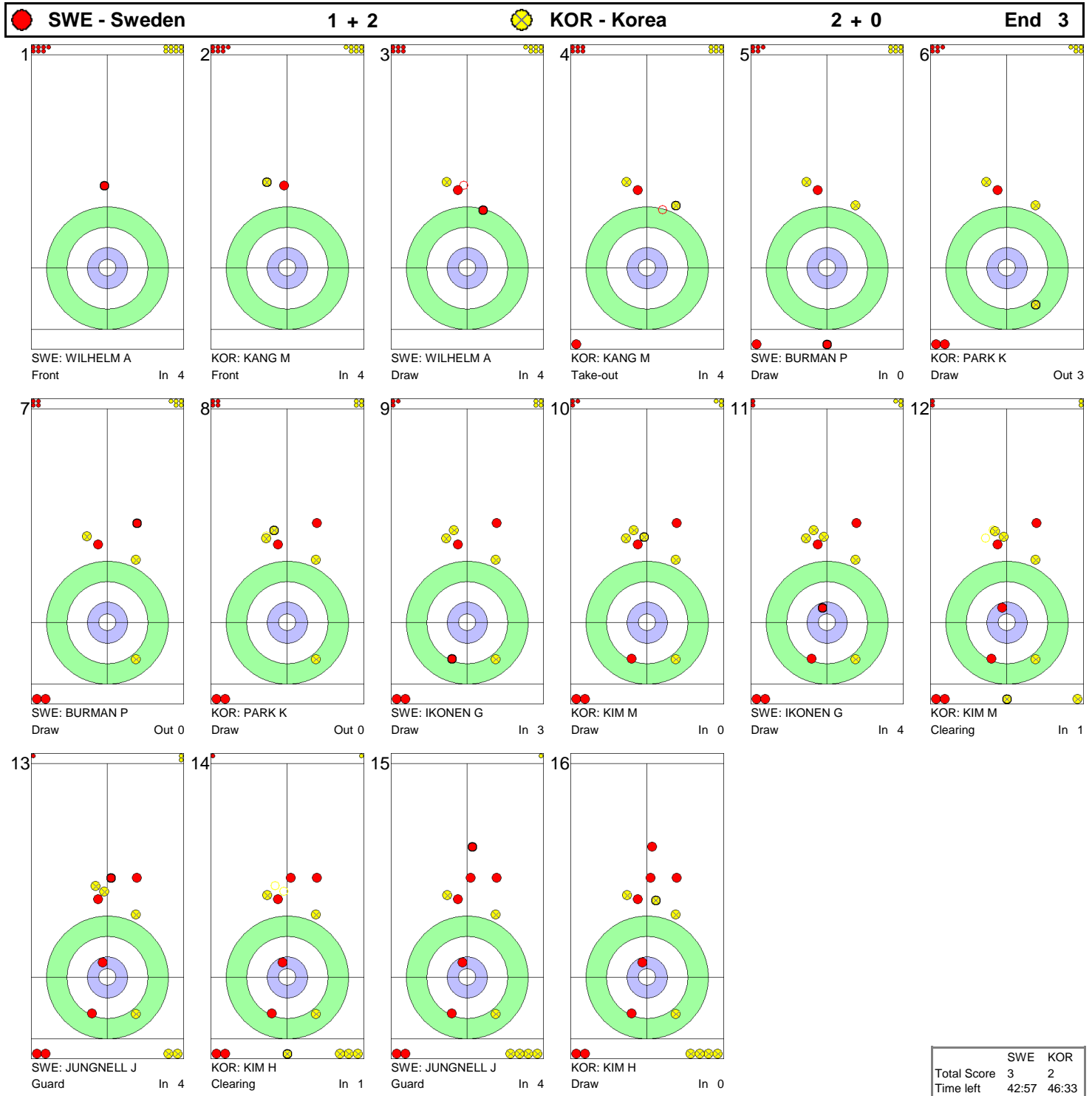


	SWE	KOR
Total Score	1	2
Time left	51:05	54:19



## GAME - SHOT BY SHOT / DÉROULEMENT DE LA PARTIE

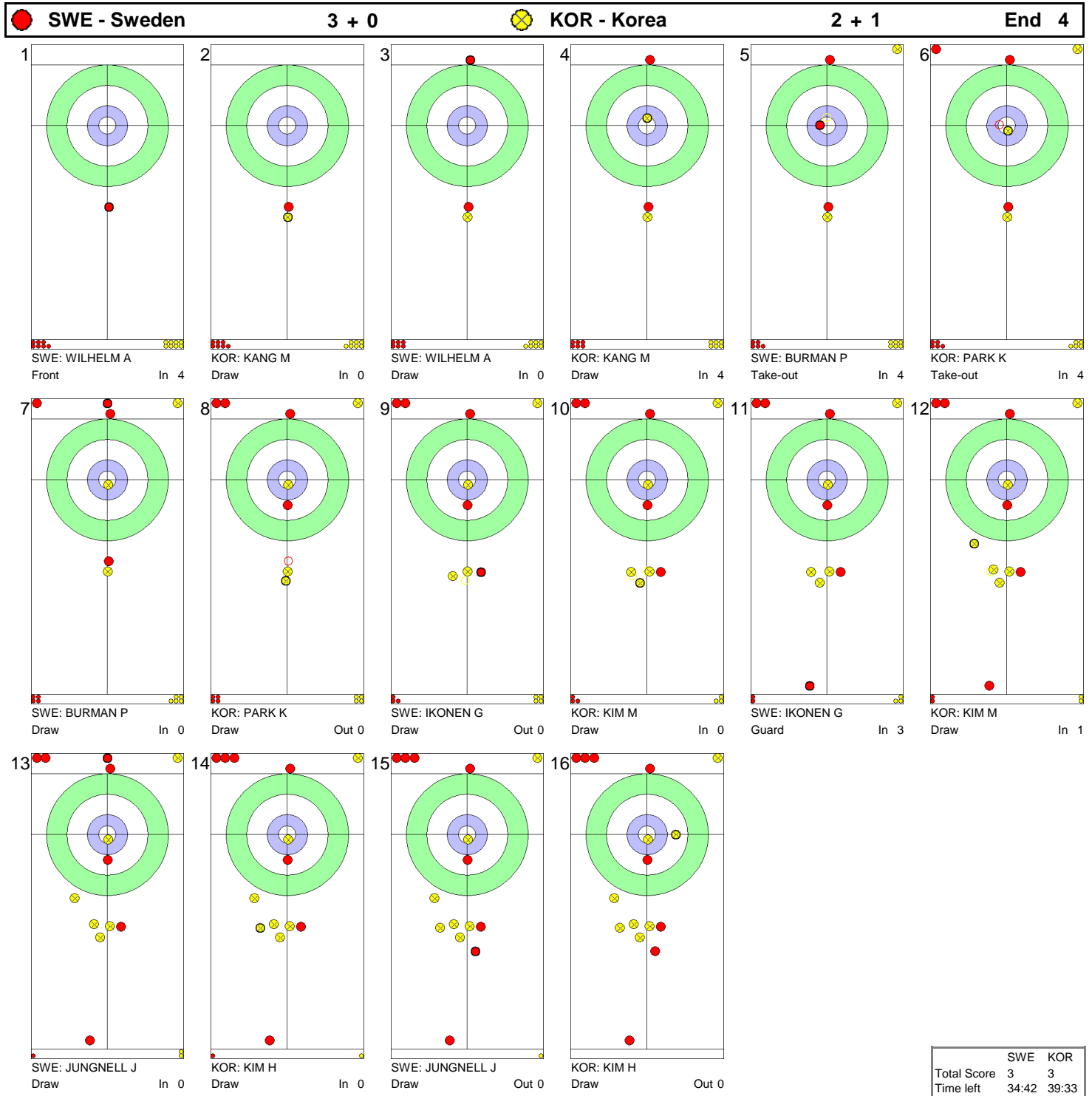
SAT 13 MAR 2010 / SAM 13 MAR 2010 START TIME / DÉBUT 18:00





**GAME - SHOT BY SHOT / DÉROULEMENT DE LA PARTIE**

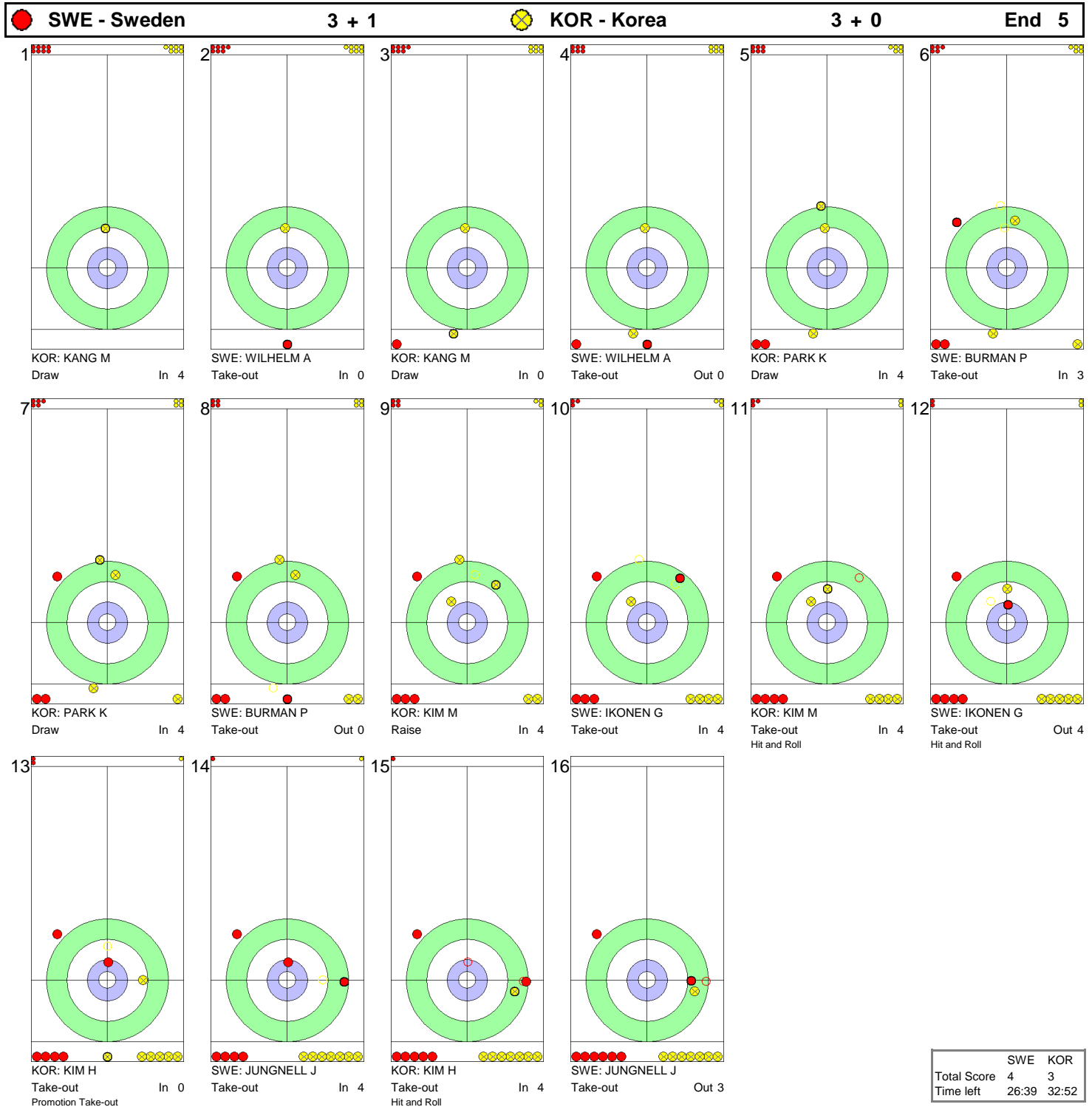
SAT 13 MAR 2010 / SAM 13 MAR 2010 START TIME / DÉBUT 18:00





GAME - SHOT BY SHOT / DÉROULEMENT DE LA PARTIE

SAT 13 MAR 2010 / SAM 13 MAR 2010 START TIME / DÉBUT 18:00



	SWE	KOR
Total Score	4	3
Time left	26:39	32:52



**GAME - SHOT BY SHOT / DÉROULEMENT DE LA PARTIE**

SAT 13 MAR 2010 / SAM 13 MAR 2010 START TIME / DÉBUT 18:00

**● SWE - Sweden**      **4 + 0**      **● KOR - Korea**      **3 + 2**      **End 6**



	SWE	KOR
Total Score	4	5
Time left	19:14	25:10



## GAME - SHOT BY SHOT / DÉROULEMENT DE LA PARTIE

SAT 13 MAR 2010 / SAM 13 MAR 2010 START TIME / DÉBUT 18:00



	SWE	KOR
Total Score	4	6
Time left	09:45	17:31



**GAME - SHOT BY SHOT / DÉROULEMENT DE LA PARTIE**

SAT 13 MAR 2010 / SAM 13 MAR 2010 START TIME / DÉBUT 18:00







## GAME RESULTS / RÉSULTATS DE LA PARTIE

SAT 13 MAR 2010 / SAM 13 MAR 2010 START TIME / DÉBUT 18:00

Sheet	Round	Team	LSFE	1	2	3	4	5	6	7	8	Extra Ends	Total
C	2	NOR - Norway		0	0	2	1	2	0	0	2		7
	2	GBR - Great Britain	*	2	1	0	0	0	1	1	0		5

NOR - Norway		Game	All
4 S	LORENTSEN Rune	52 %	45 %
3	STORDAHL Jostein	53 %	51 %
2	SKOGSTAD Geir Arne	63 %	59 %
1	SAMDAL Anne Mette	53 %	52 %
A	TYSTAD Lene	- %	- %
Team Total		55 %	52 %

GBR - Great Britain		Game	All
4	NEILSON Aileen	39 %	38 %
3 S	McCREADIE Michael	52 %	56 %
2	KILLIN Tom	61 %	56 %
1	MALONE Angie	55 %	66 %
A	SELLAR Jim	- %	- %
Team Total		52 %	54 %

Time remaining: 3 minutes 13 seconds

Last Stone Draw: 185.4 cm (out)

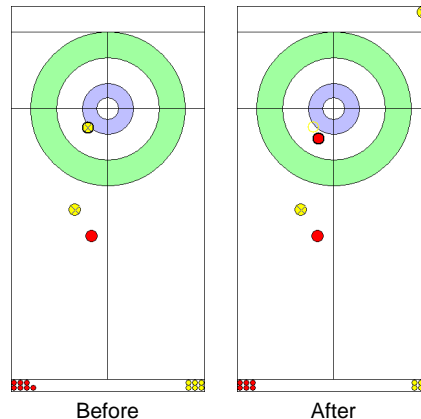
Time remaining: 3 minutes 47 seconds

Last Stone Draw: 185.4 cm (out-toss)

Time-out: end 7, GBR-7

### Most Important Shot:

Norwegian Lead SAMDAL A made a perfect slow Take-out around a Guard to sit in the top of the four foot. This stone ended up being the winning point.



End: 8  
Team: NOR  
Player: SAMDAL AM  
Stone: Lead, 2nd stone  
Task: Take-out  
Handle: Out-turn  
Points: 100%

● : NOR  
● : GBR

### NOTES

Team position and functions are attached to each team member's name as follows:  
4 = Fourth, 3 = Third, 2 = Second, 1 = Lead, A = Alternate, S = Skip

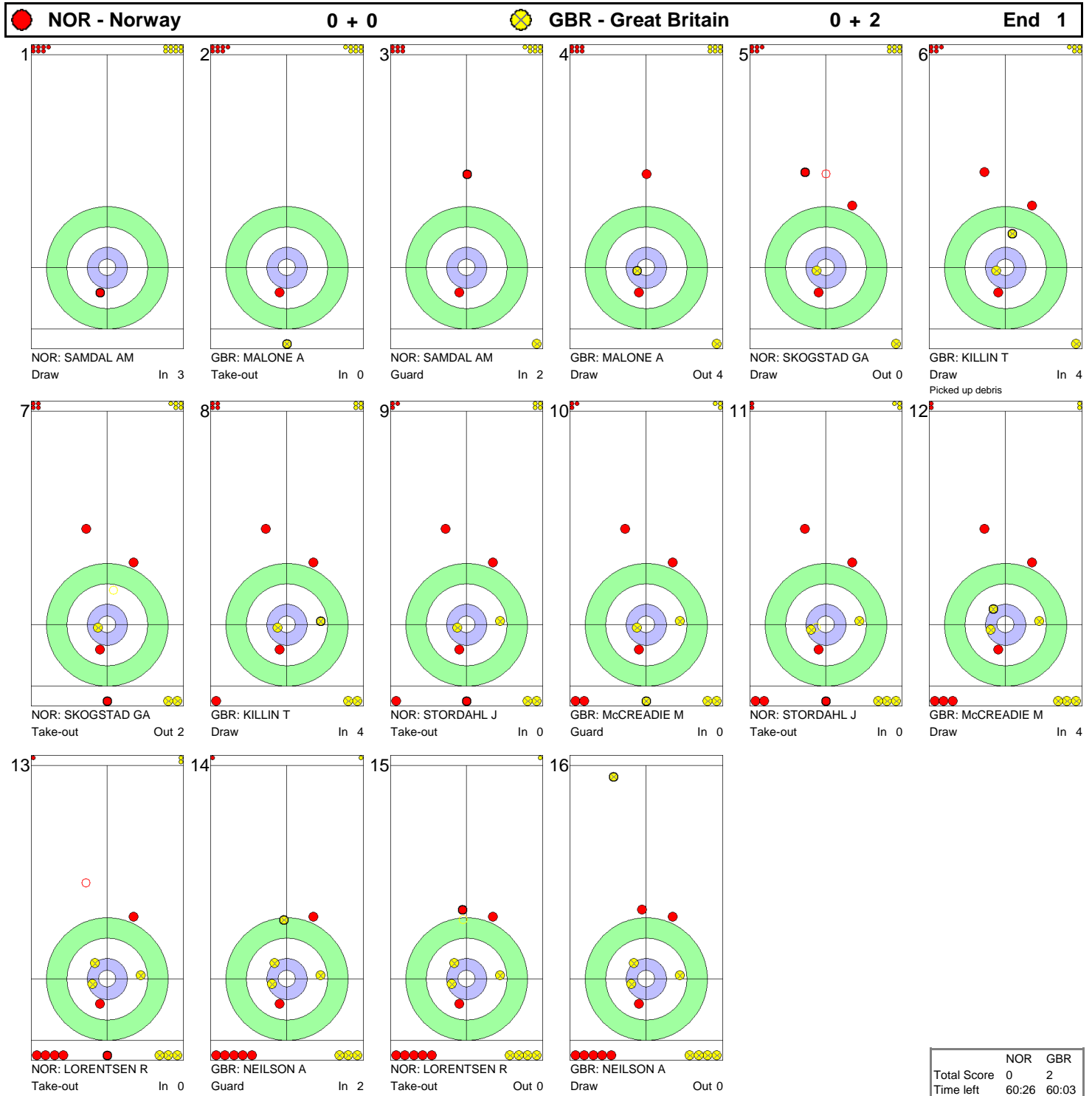
### LEGEND

LSFE (\*) Last stone first end



## GAME - SHOT BY SHOT / DÉROULEMENT DE LA PARTIE

SAT 13 MAR 2010 / SAM 13 MAR 2010 START TIME / DÉBUT 18:00



	NOR	GBR
Total Score	0	2
Time left	60:26	60:03



**GAME - SHOT BY SHOT / DÉROULEMENT DE LA PARTIE**

SAT 13 MAR 2010 / SAM 13 MAR 2010 START TIME / DÉBUT 18:00





## GAME - SHOT BY SHOT / DÉROULEMENT DE LA PARTIE

SAT 13 MAR 2010 / SAM 13 MAR 2010 START TIME / DÉBUT 18:00

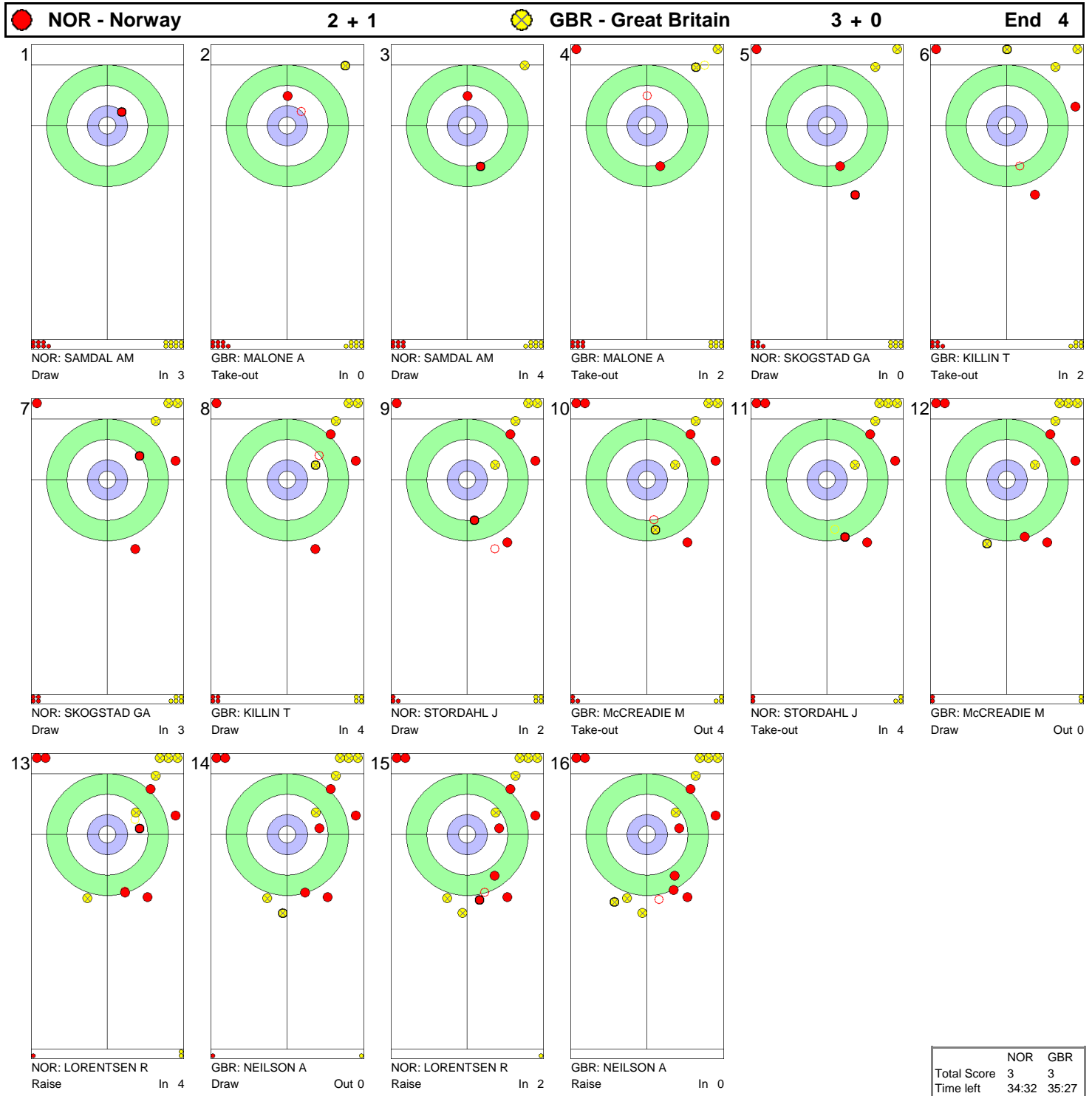


	NOR	GBR
Total Score	2	3
Time left	43:26	44:45



**GAME - SHOT BY SHOT / DÉROULEMENT DE LA PARTIE**

SAT 13 MAR 2010 / SAM 13 MAR 2010 START TIME / DÉBUT 18:00

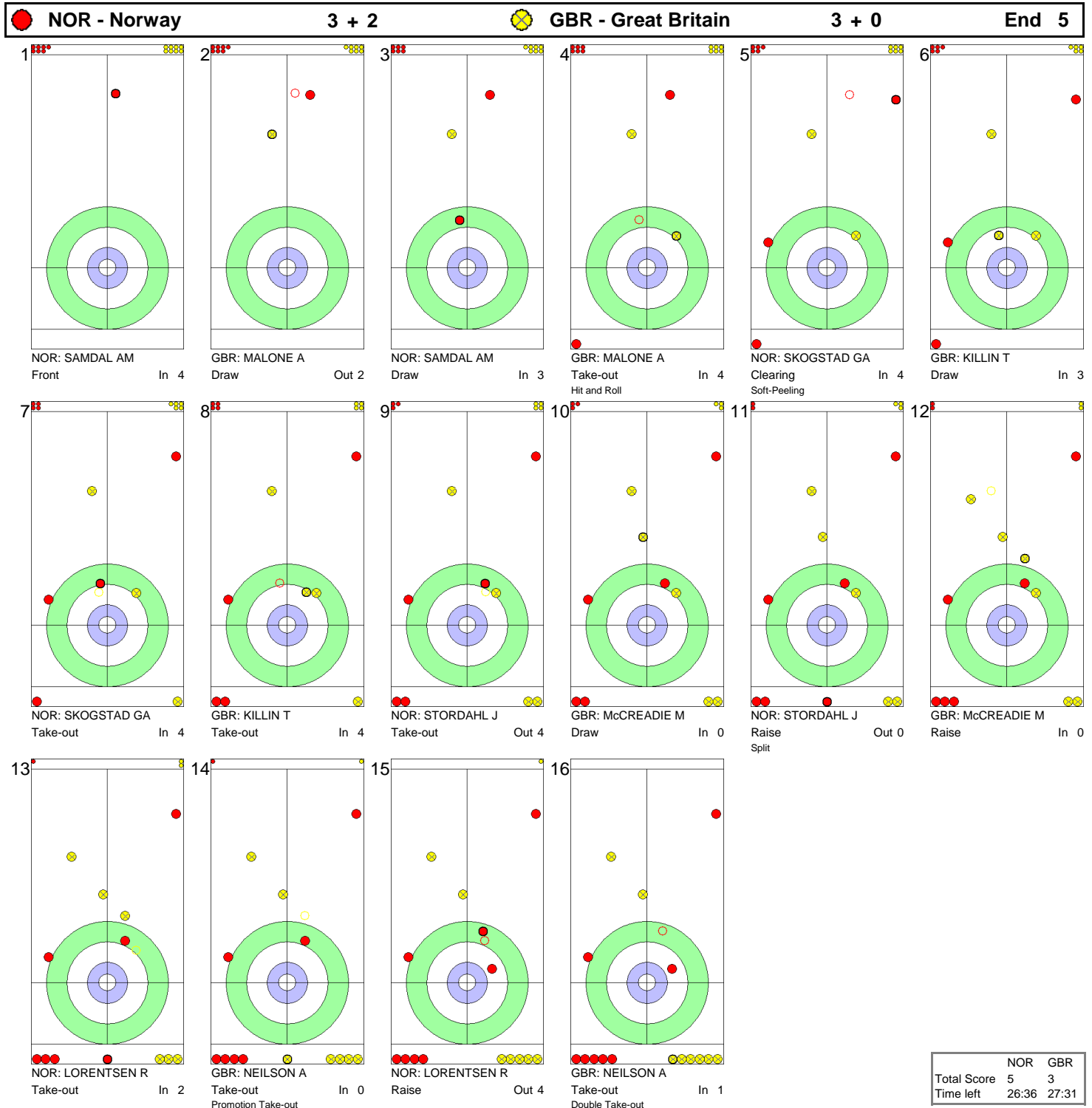


	NOR	GBR
Total Score	3	3
Time left	34:32	35:27



## GAME - SHOT BY SHOT / DÉROULEMENT DE LA PARTIE

SAT 13 MAR 2010 / SAM 13 MAR 2010 START TIME / DÉBUT 18:00



	NOR	GBR
Total Score	5	3
Time left	26:36	27:31



**GAME - SHOT BY SHOT / DÉROULEMENT DE LA PARTIE**

SAT 13 MAR 2010 / SAM 13 MAR 2010 START TIME / DÉBUT 18:00

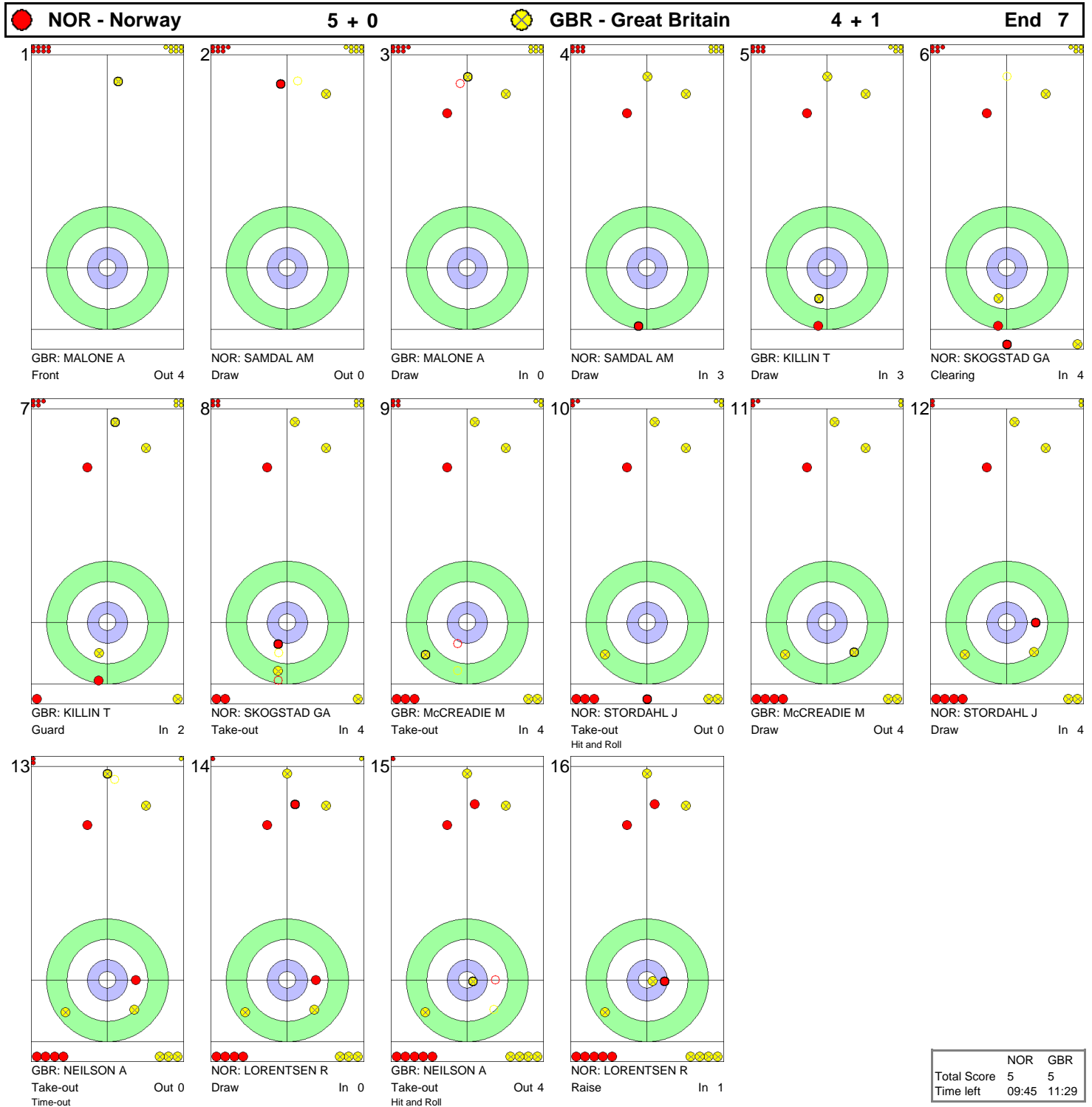


	NOR	GBR
Total Score	5	4
Time left	18:36	18:54



**GAME - SHOT BY SHOT / DÉROULEMENT DE LA PARTIE**

SAT 13 MAR 2010 / SAM 13 MAR 2010 START TIME / DÉBUT 18:00



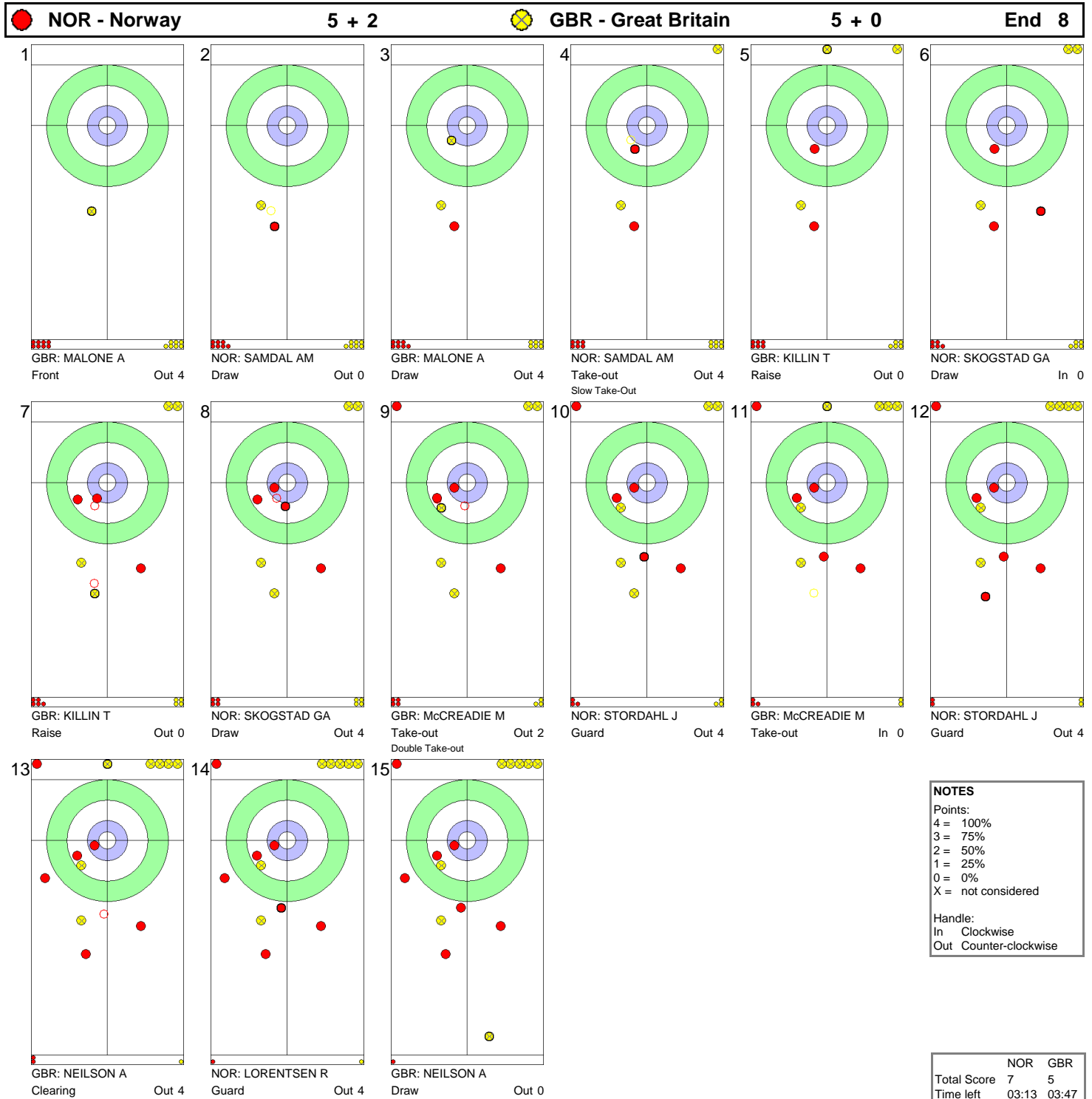
	NOR	GBR
Total Score	5	5
Time left	09:45	11:29





GAME - SHOT BY SHOT / DÉROULEMENT DE LA PARTIE

SAT 13 MAR 2010 / SAM 13 MAR 2010 START TIME / DÉBUT 18:00





## GAME RESULTS / RÉSULTATS DE LA PARTIE

SAT 13 MAR 2010 / SAM 13 MAR 2010 START TIME / DÉBUT 18:00

Sheet	Round	Team	LSFE	1	2	3	4	5	6	7	8	Extra Ends	Total
D	2	CAN - Canada		0	4	2	2	0	2	0	X		10
	2	USA - United States of America	*	2	0	0	0	1	0	2	X		5

CAN - Canada		Game	All
4 S	ARMSTRONG Jim	59 %	63 %
3	NEIGHBOUR Darryl	48 %	58 %
2	FORREST Ina	56 %	70 %
1	GAUDET Sonja	60 %	49 %
A	YIZEK Bruno	- %	- %
Team Total		56 %	60 %

USA - United States of America		Game	All
4 S	PEREZ Augusto	50 %	45 %
3	McDONALD Patrick	22 %	43 %
2	PIERCE Jim	52 %	66 %
1	KAPINOWSKI Jacqui	70 %	69 %
A	JOSEPH Jimmy	34 %	34 %
Team Total		50 %	55 %

Time remaining: 10 minutes 21 seconds

Last Stone Draw: 138.0 cm

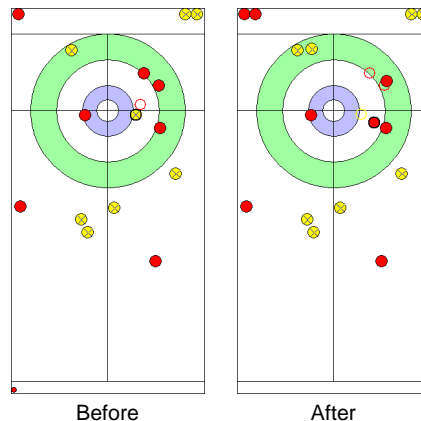
Time remaining: 7 minutes 34 seconds

Last Stone Draw: 93.4 cm

JOSEPH J replaced McDONALD P at the beginning of end 5

### Most Important Shot:

Canadian Skip ARMSTRONG J executed a perfect Take-out between two guards. His stone hit the U.S. shot stone slightly off centre to try to avoid the Canadian stones in the back of the house. Although he clipped one Canadian stone out, his shooter stayed to give the Canadian Team 4 points.



End: 2  
Team: CAN  
Player: ARMSTRONG J  
Stone: Fourth, 2nd stone  
Task: Take-out  
Handle: In-turn  
Points: 100%

● : CAN  
● : USA

### NOTES

Team position and functions are attached to each team member's name as follows:  
4 = Fourth, 3 = Third, 2 = Second, 1 = Lead, A = Alternate, S = Skip

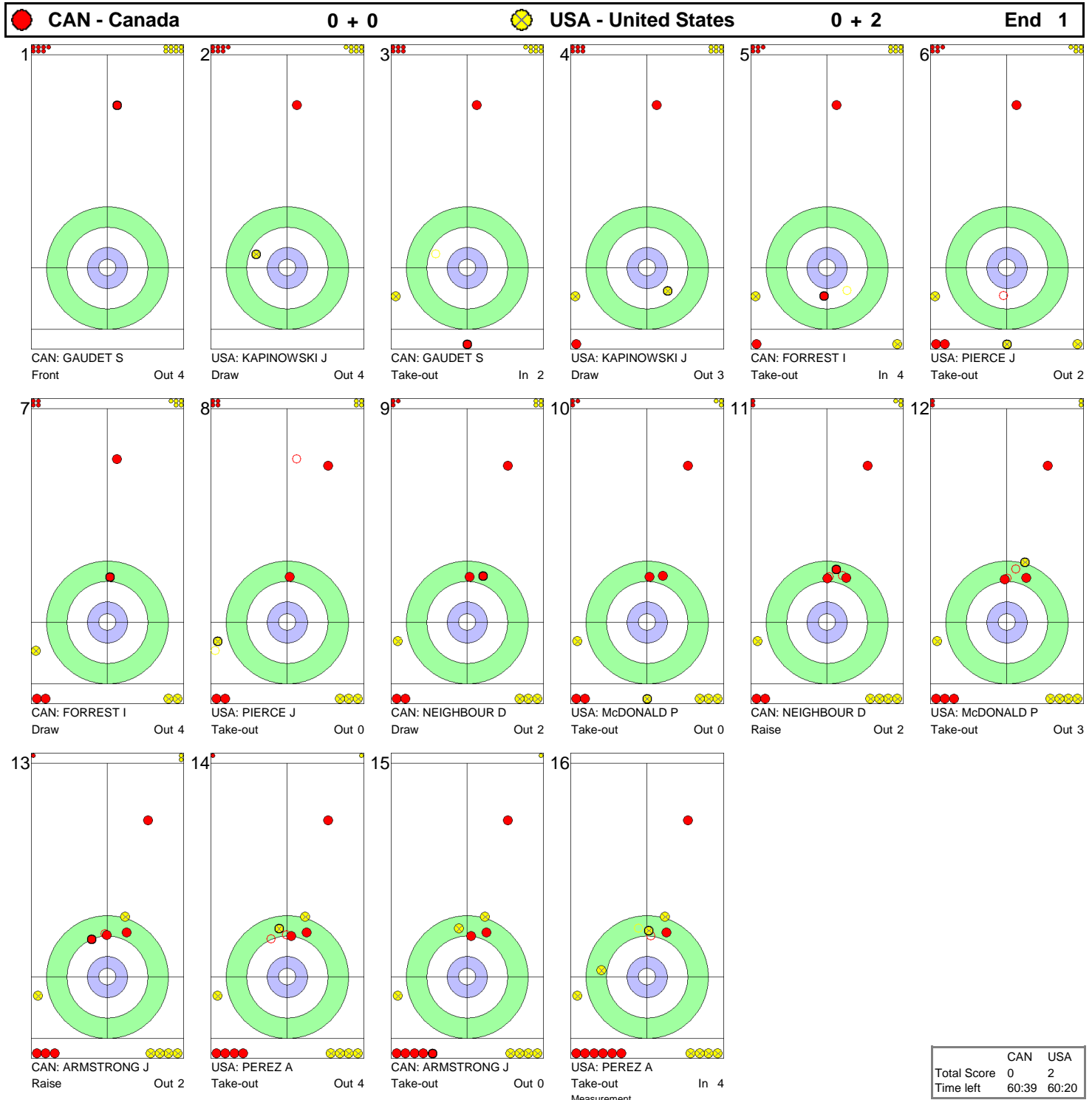
### LEGEND

LSFE (\*) Last stone first end



GAME - SHOT BY SHOT / DÉROULEMENT DE LA PARTIE

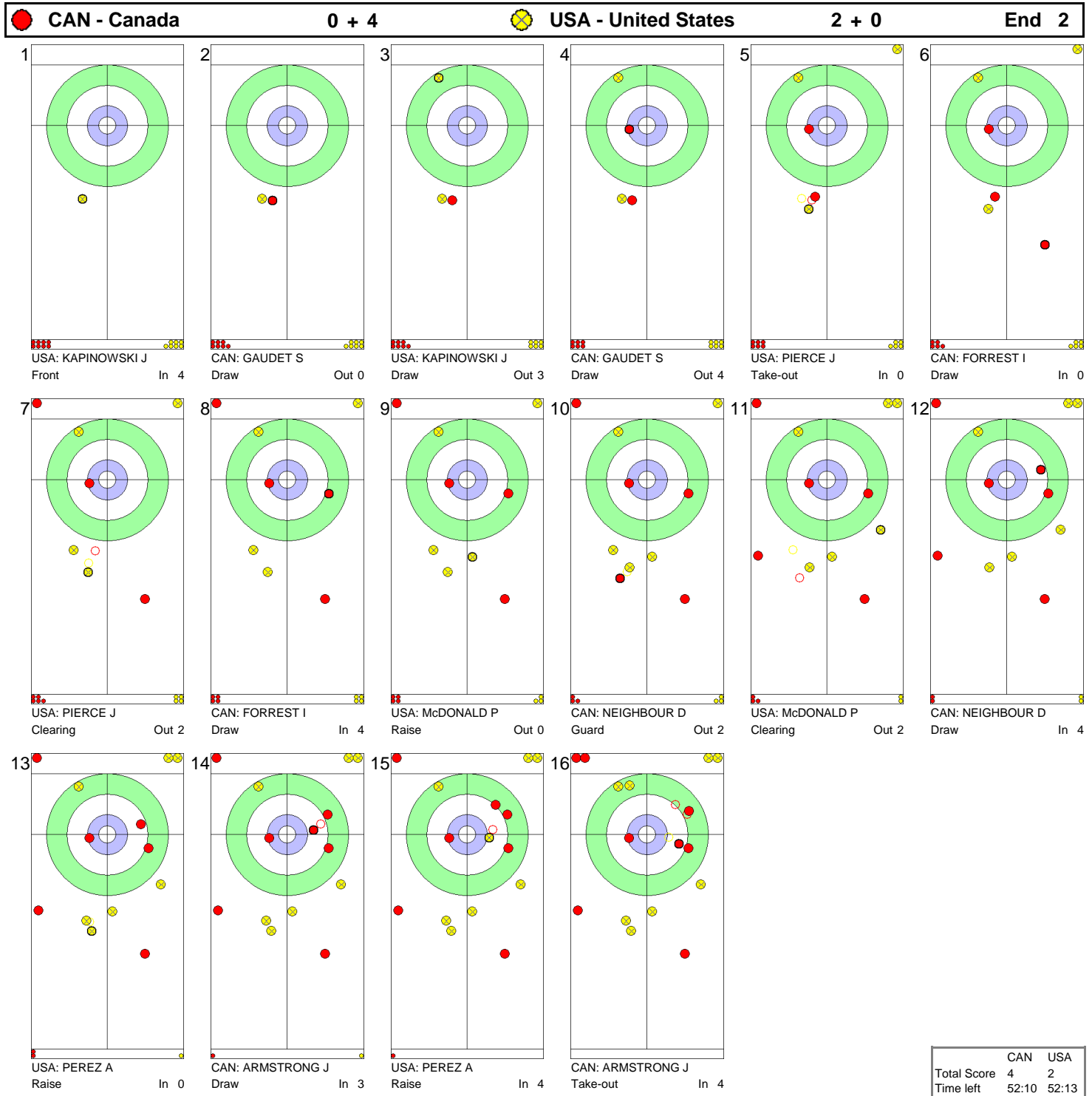
SAT 13 MAR 2010 / SAM 13 MAR 2010 START TIME / DÉBUT 18:00





**GAME - SHOT BY SHOT / DÉROULEMENT DE LA PARTIE**

SAT 13 MAR 2010 / SAM 13 MAR 2010 START TIME / DÉBUT 18:00



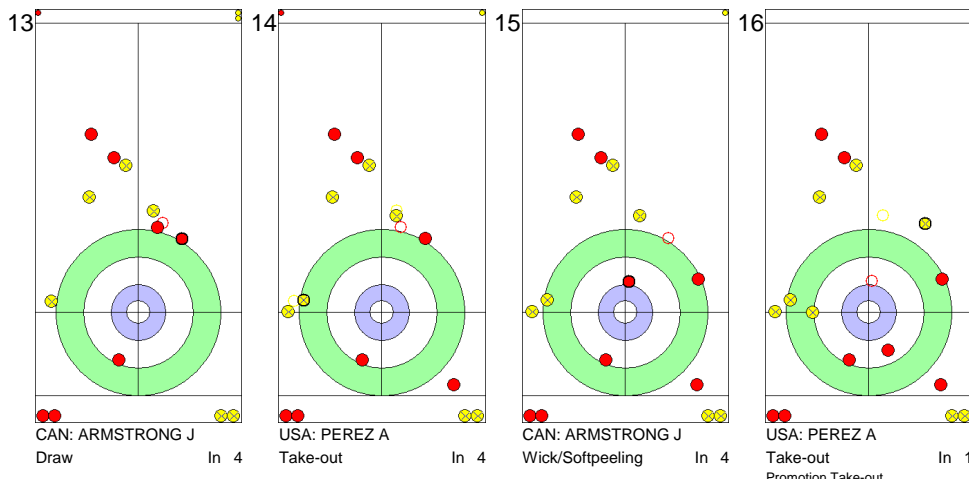
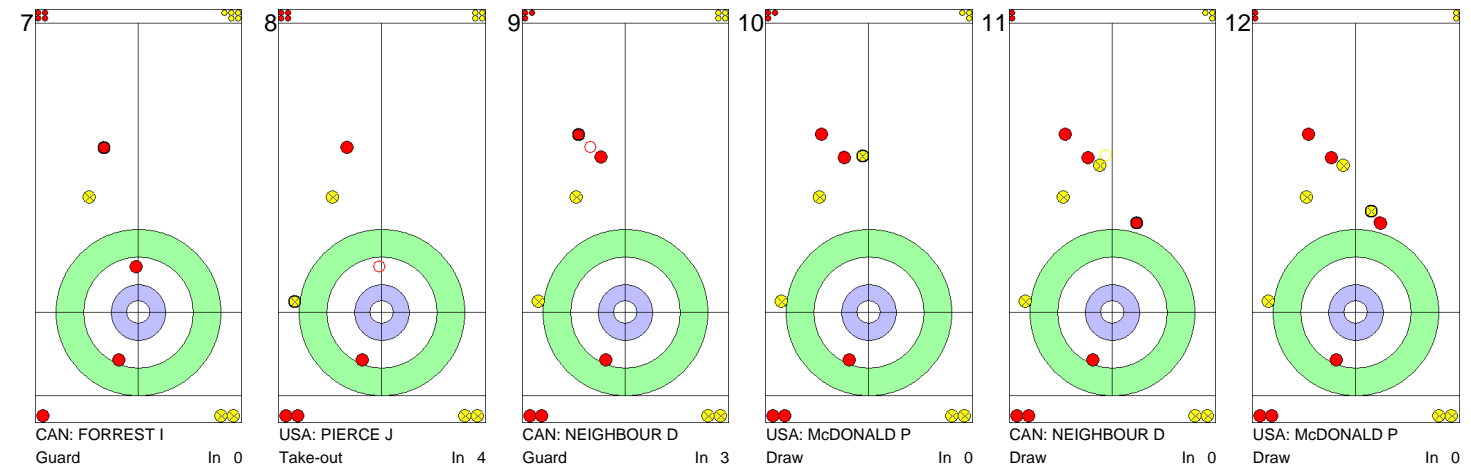
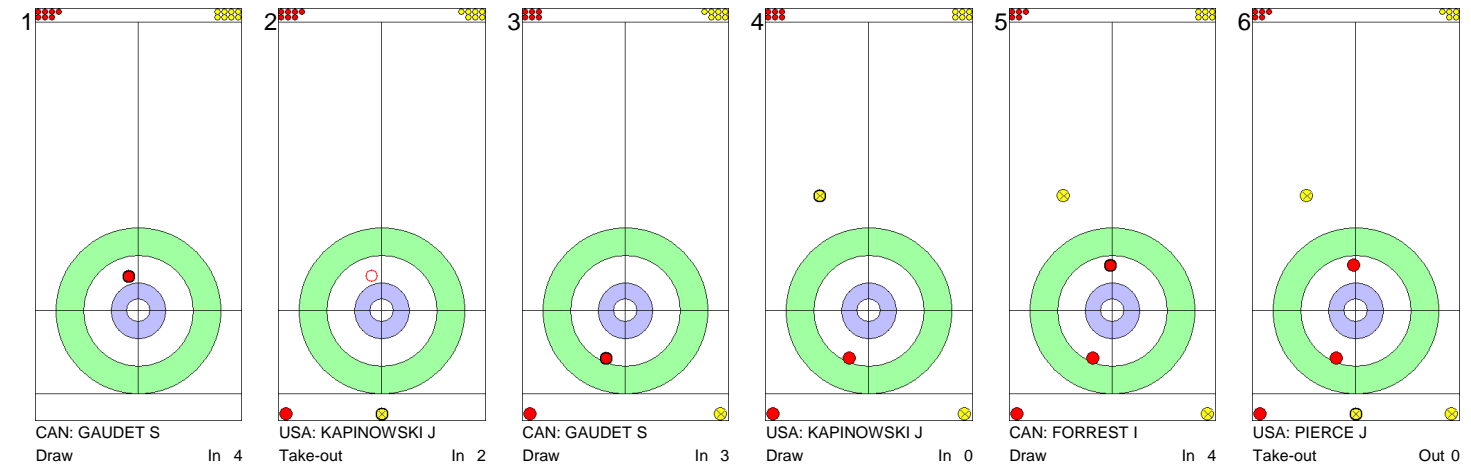
	CAN	USA
Total Score	4	2
Time left	52:10	52:13



GAME - SHOT BY SHOT / DÉROULEMENT DE LA PARTIE

SAT 13 MAR 2010 / SAM 13 MAR 2010 START TIME / DÉBUT 18:00

**● CAN - Canada** 4 + 2 **● USA - United States** 2 + 0 **End 3**

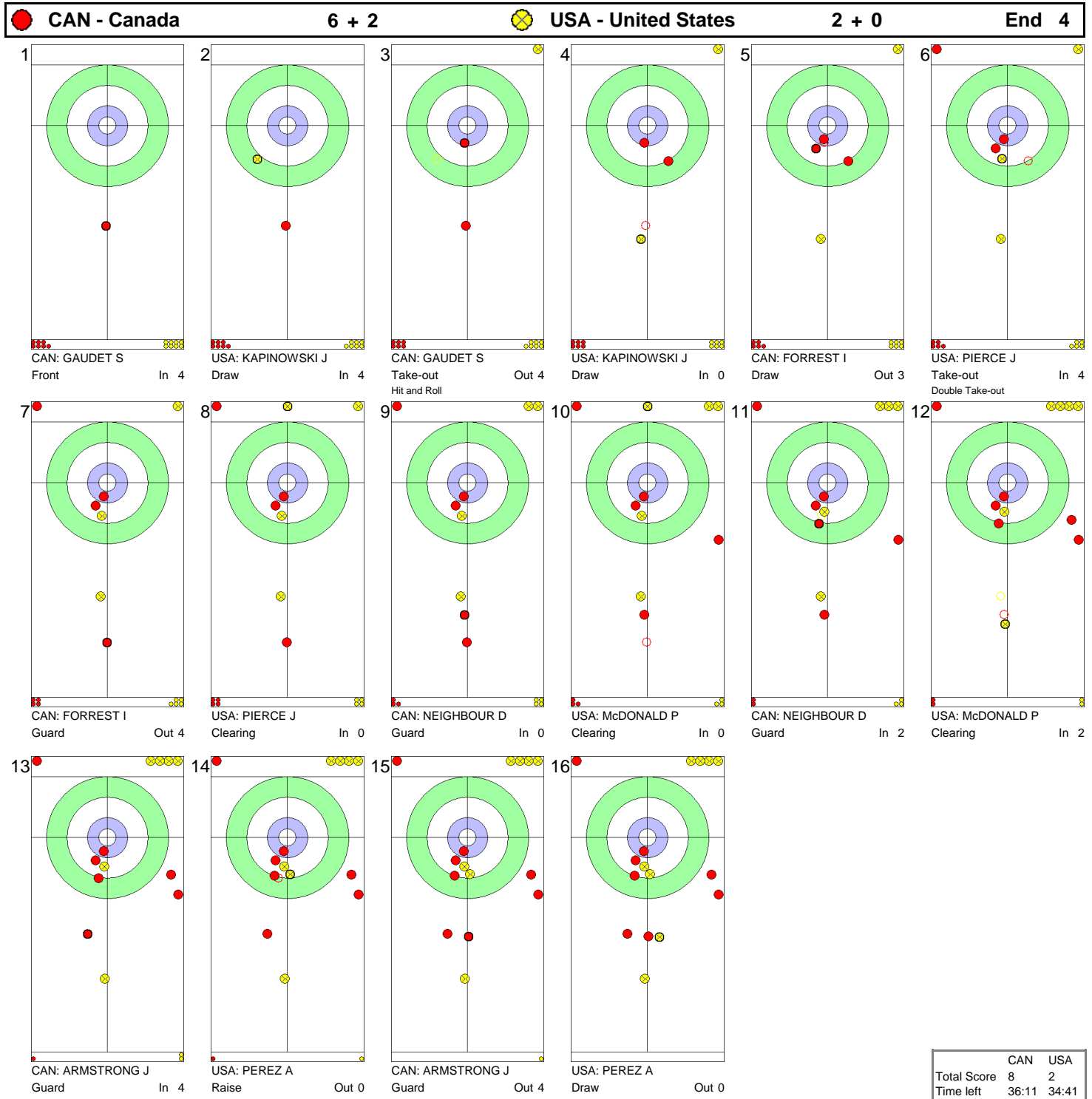


	CAN	USA
Total Score	6	2
Time left	44:08	44:35



**GAME - SHOT BY SHOT / DÉROULEMENT DE LA PARTIE**

SAT 13 MAR 2010 / SAM 13 MAR 2010 START TIME / DÉBUT 18:00

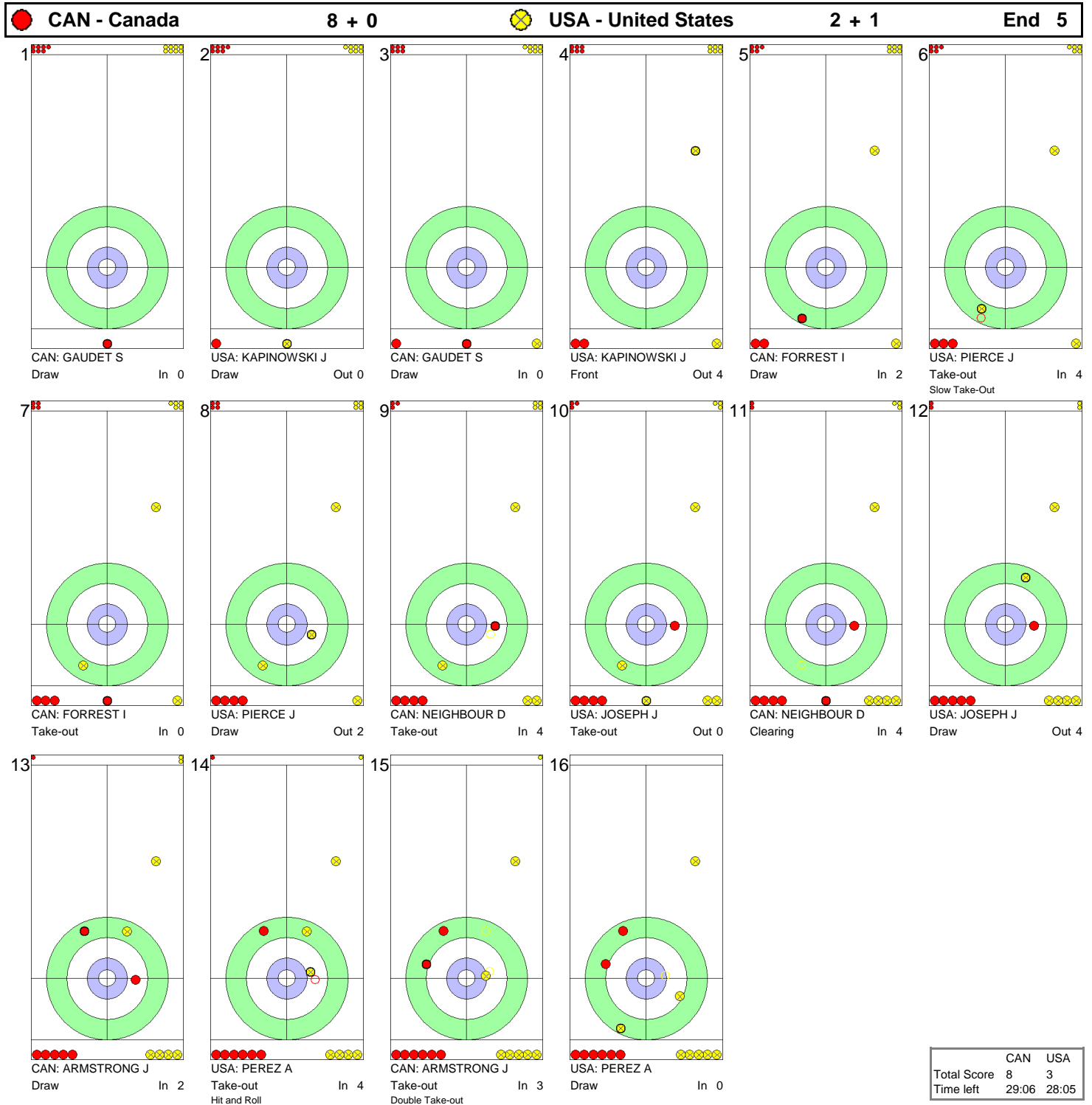


	CAN	USA
Total Score	8	2
Time left	36:11	34:41



## GAME - SHOT BY SHOT / DÉROULEMENT DE LA PARTIE

SAT 13 MAR 2010 / SAM 13 MAR 2010 START TIME / DÉBUT 18:00

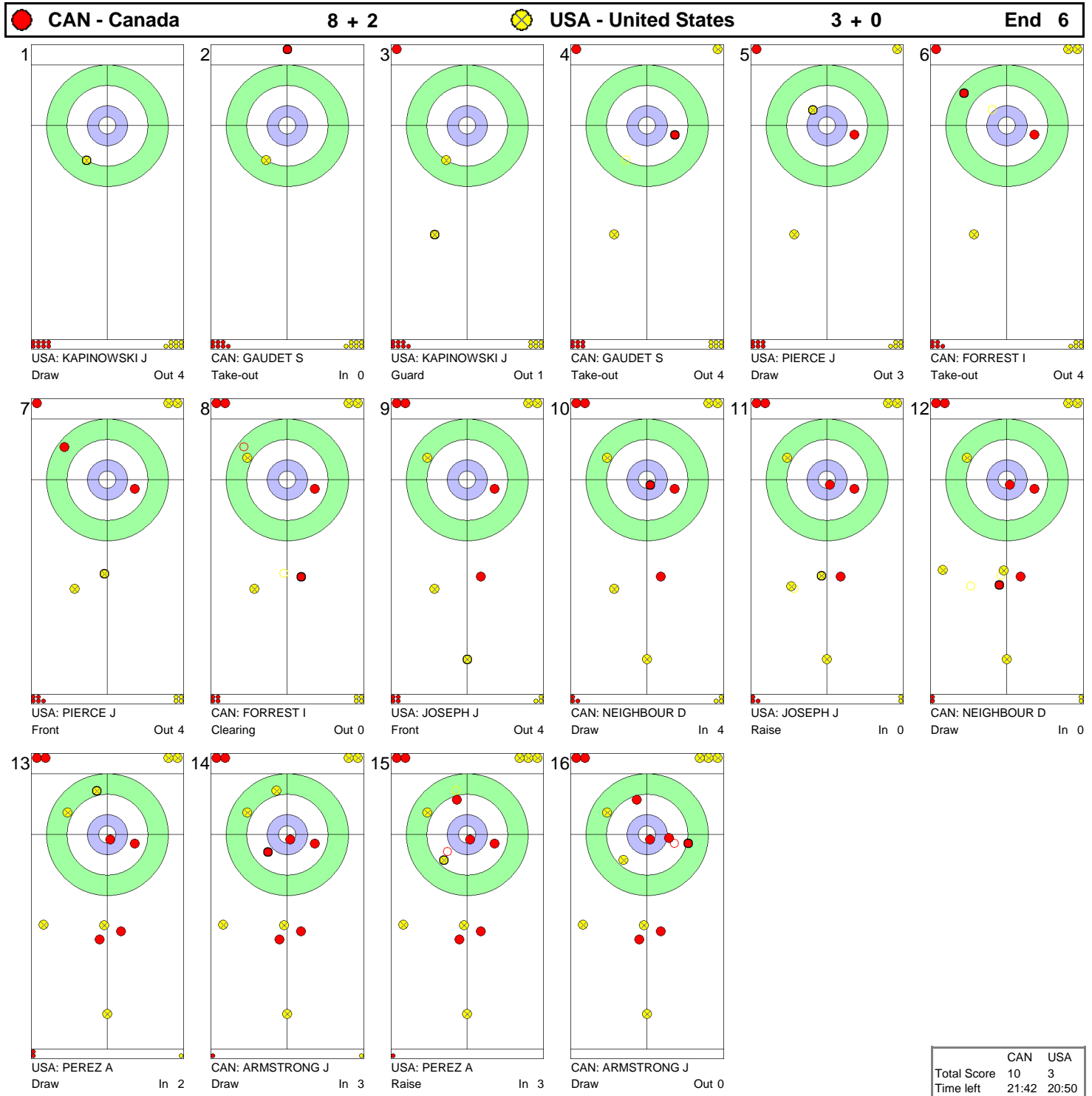


	CAN	USA
Total Score	8	3
Time left	29:06	28:05



**GAME - SHOT BY SHOT / DÉROULEMENT DE LA PARTIE**

SAT 13 MAR 2010 / SAM 13 MAR 2010 START TIME / DÉBUT 18:00



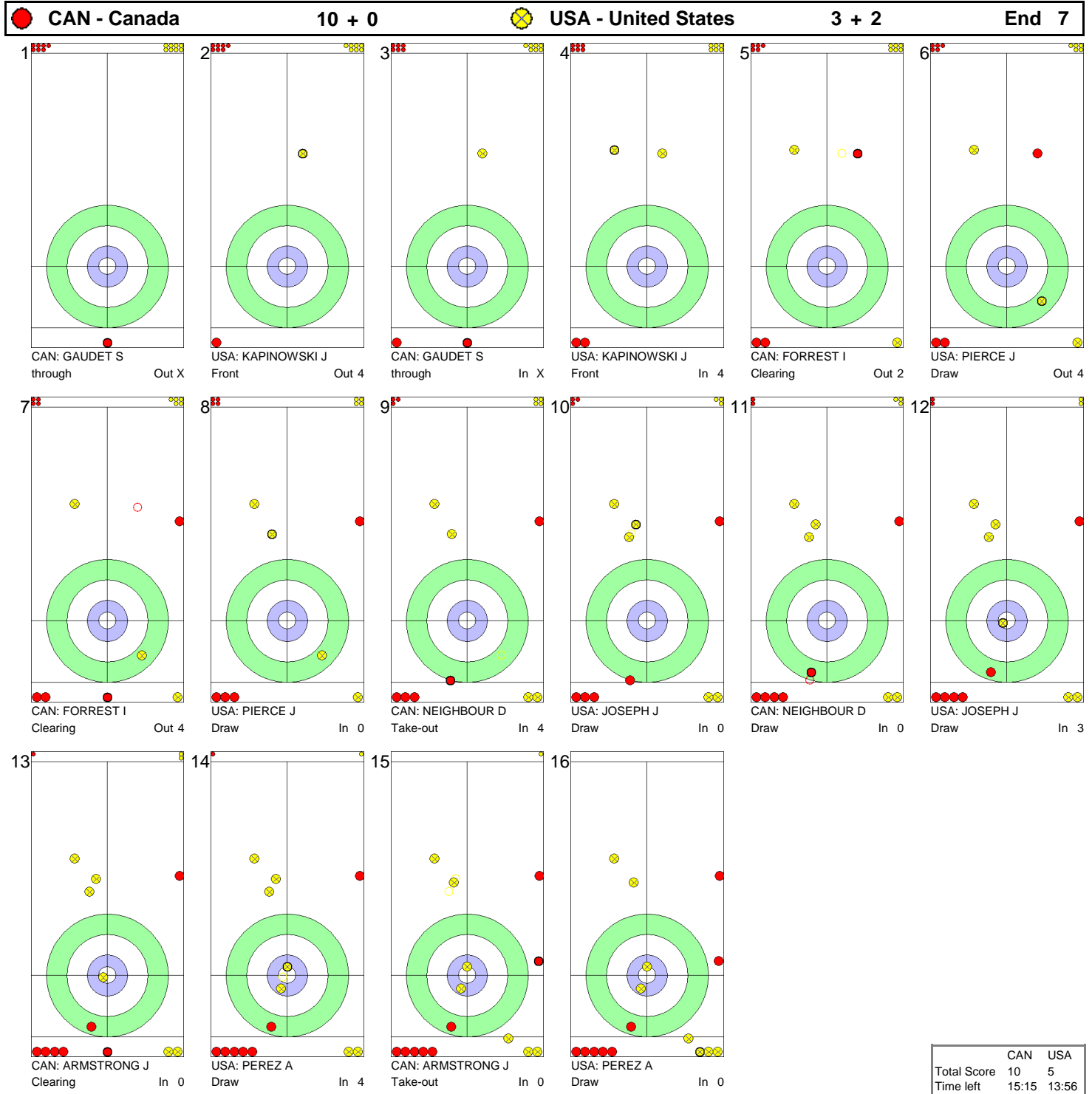
	CAN	USA
Total Score	10	3
Time left	21:42	20:50





GAME - SHOT BY SHOT / DÉROULEMENT DE LA PARTIE

SAT 13 MAR 2010 / SAM 13 MAR 2010 START TIME / DÉBUT 18:00



	CAN	USA
Total Score	10	5
Time left	15:15	13:56



**GAME - SHOT BY SHOT / DÉROULEMENT DE LA PARTIE**

SAT 13 MAR 2010 / SAM 13 MAR 2010 START TIME / DÉBUT 18:00

● CAN - Canada		10 + X		● USA - United States		5 + X		End 8			
1		2		3		4		5		6	
7		8		9		10		11		12	
13											

**NOTES**

Points:  
 4 = 100%  
 3 = 75%  
 2 = 50%  
 1 = 25%  
 0 = 0%  
 X = not considered

Handle:  
 In Clockwise  
 Out Counter-clockwise

	CAN	USA
Total Score	10	5
Time left	10:21	07:34



## SESSION RESULTS AND STANDINGS RÉSULTATS DE LA SESSION ET CLASSEMENT

SAT 13 MAR 2010 / SAM 13 MAR 2010 START TIME / DÉBUT 12:30

Sheet	Round	Team	LSFE	1	2	3	4	5	6	7	8	Extra	Ends	Total
A	1	KOR - Korea		0	0	3	0	3	0	0	0			6
	1	USA - United States of America	*	1	1	0	2	0	2	2	1			9
B	1	GBR - Great Britain		1	0	0	0	0	1	0	X			2
	1	CAN - Canada	*	0	2	1	3	2	0	1	X			9
C	1	SWE - Sweden		0	0	2	0	3	0	1	0			6
	1	SUI - Switzerland	*	1	1	0	1	0	2	0	2			7
D	1	GER - Germany	*	0	1	0	0	3	0	6	X			10
	1	NOR - Norway		1	0	2	1	0	2	0	X			6

### Standings After Round Robin Session 1

Rank	Team	Games	Wins	Losses
1	CAN - Canada	1	1	0
1	GER - Germany	1	1	0
1	SUI - Switzerland	1	1	0
1	USA - United States of America	1	1	0
5	ITA - Italy	0	0	0
5	JPN - Japan	0	0	0
7	GBR - Great Britain	1	0	1
7	KOR - Korea	1	0	1
7	NOR - Norway	1	0	1
7	SWE - Sweden	1	0	1

#### LEGEND

LSFE (\*) Last stone first end

X Unplayed/unfinished end due to concession



## SESSION REVIEW / SYNTHÈSE DE LA SESSION

SAT 13 MAR 2010 / SAM 13 MAR 2010 START TIME / DÉBUT 12:30

### Session 1: USA 9-6 KOR, CAN 9-2 GBR, SUI 7-6 SWE, GER 10-6 NOR

VANCOUVER, Mar 13 - Team Canada gave the home country, flag-waving crowd a lopsided 9-2 victory over Great Britain as the Wheelchair Curling tournament began with Round Robin Session 1 at Vancouver Paralympic Centre on Saturday.

#### USA 9-6 KOR (Sheet A)

Korea was impressive in its first Wheelchair Curling game at a Paralympic Games. Despite Korea making some key shots and keeping up the pressure on its opponent, USA emerged with a 9-6 victory.

With steals of one in each of the first two ends, USA took the early lead.

In end three, Korean skip Haksung KIM (KOR) made a nice hit and roll to lie one and then drew around a guard with his final stone to score three.

USA loaded up the house with draws in the fourth end and, after an exchange of hits, scored two to regain the lead.

But the Korean skip kept up the pressure on USA in end five, putting many rocks in play. USA skip Augusto PEREZ (USA) came up heavy with his last stone, allowing KIM (KOR) to draw for three and take a 6-4 lead.

USA got back on track by placing multiple stones in the house in the sixth end and scoring two to tie up the game.

Korea missed a raise attempt to score in the seventh end. A steal of two gave the USA an 8-6 lead into the final end.

USA took another point in the eighth to win the game 9-6.

#### CAN 9-2 GBR (Sheet B)

After a steal of one in the first end by Great Britain, it was all Team Canada for the remainder of the game as the British players failed to find the correct draw weight throughout the game.

Canadian skip Jim ARMSTRONG (CAN) drew for two in the second. Great Britain missed a double attempt to allow Canada to steal one in the third.

Great Britain fourth stone-thrower Aileen NEILSON (GBR) missed a draw in the fourth, allowing Canada to steal three and take a commanding 6-1 lead.

Great Britain's attempts to get things going in the fifth failed as Canada stole another two points to lead 8-1.

NEILSON (GBR), facing three Canadian stones, drew for one in the sixth.

Fairly open play in the seventh saw Canada score one. It was handshakes early in the eighth end.



### SUI 7-6 SWE (Sheet C)

The tightest game of Session 1 was between Sweden and Switzerland. After a couple of steals in the first two ends by Switzerland, Sweden scored two in the third to tie up the game.

The play became complicated in the fourth end with many stones in play. Facing three Sweden stones in the house with his last stone, Switzerland skip Manfred BOLLIGER (SUI) made a pressure draw to score one, on a measurement to take a 3-2 lead.

Sweden took the lead in the fifth end by scoring three with hammer.

In end six, Switzerland scored two to tie up the game at 5-5.

Aggressive play by both teams in end seven resulted in Sweden taking one point for 6-5 lead into the final end.

Switzerland scored two in the eighth to win the game 7-6.

### GER 10-6 NOR (Sheet D)

The game between Germany and Norway was tight in the early stages with an exchange of points through the first two ends.

Norway scored two in the third end to go 3-1 up and then stole one to lead 4-1 after four ends.

Norway skip Rune LORENTSEN (NOR) came up heavy on a draw attempt in the fifth end, allowing Germany skip Jens JAEGER (GER) to draw for three to knot the score.

Norway scored two in the sixth end to take a 6-4 lead.

But it was all Germany in the seventh end, counting six to take a 10-6 lead. In the eighth end, Germany ran Norway out of rocks to win 10-6.



## GAME RESULTS / RÉSULTATS DE LA PARTIE

**REVISION**

SAT 13 MAR 2010 / SAM 13 MAR 2010 START TIME / DÉBUT 12:30

Sheet	Round	Team	LSFE	1	2	3	4	5	6	7	8	Extra Ends	Total
A	1	KOR - Korea		0	0	3	0	3	0	0	0		6
	1	USA - United States of America	*	1	1	0	2	0	2	2	1		9

KOR - Korea		Game	All
4 S	KIM Haksung	48 %	48 %
3	KIM Myungjin	48 %	48 %
2	PARK Kilwoo	50 %	50 %
1	KANG Misuk	67 %	67 %
A	CHO Yanghyun	- %	- %
Team Total		54 %	54 %

USA - United States of America		Game	All
4 S	PEREZ Augusto	40 %	40 %
3	McDONALD Patrick	53 %	53 %
2	PIERCE Jim	81 %	81 %
1	KAPINOWSKI Jacqui	67 %	67 %
A	JOSEPH Jimmy	- %	- %
Team Total		61 %	61 %

Time remaining: 9 minutes 8 seconds

Last Stone Draw: 185.4 cm (out)

Time-out: end 8, KOR-7

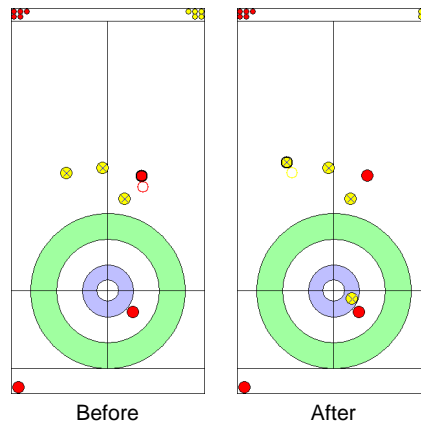
Time remaining: 9 minutes 19 seconds

Last Stone Draw: 185.4 cm (out-toss)

Time-out: end 8, USA-8

### Most Important Shot:

The U.S. Second PIERCE J made a difficult angle Raise on his own stone to sit on the Korean shot stone buried behind guards in the four foot. This set up the steal of two at the end of this end.



End: 7  
Team: USA  
Player: PIERCE J  
Stone: Second, 2nd stone  
Task: Raise  
Handle: Out-turn  
Points: 100%

● : KOR  
● : USA

### NOTES

Team position and functions are attached to each team member's name as follows:  
4 = Fourth, 3 = Third, 2 = Second, 1 = Lead, A = Alternate, S = Skip

### LEGEND

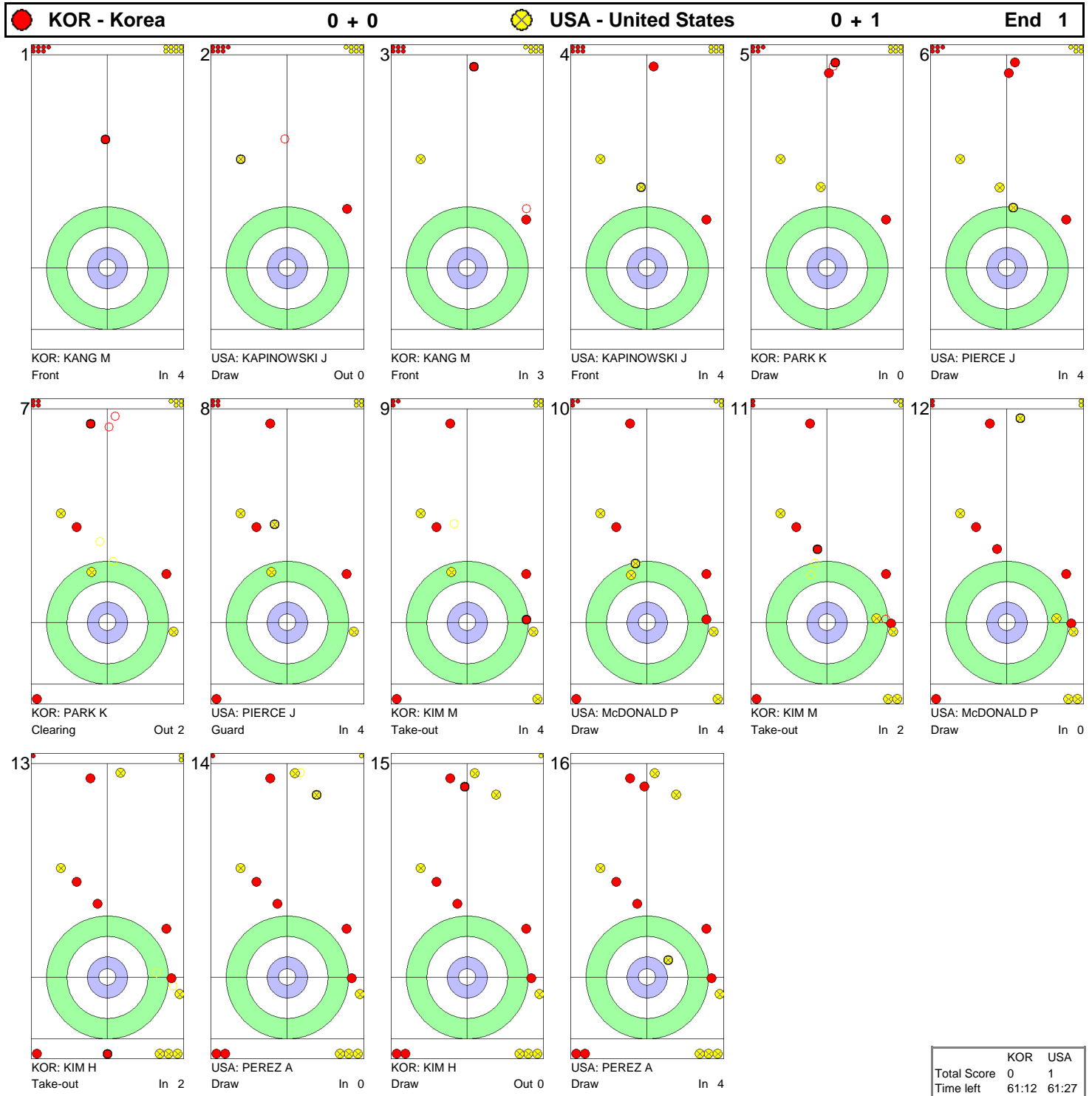
LSFE (\*) Last stone first end

Time-out added



GAME - SHOT BY SHOT / DÉROULEMENT DE LA PARTIE

SAT 13 MAR 2010 / SAM 13 MAR 2010 START TIME / DÉBUT 12:30



	KOR	USA
Total Score	0	1
Time left	61:12	61:27



## GAME - SHOT BY SHOT / DÉROULEMENT DE LA PARTIE

SAT 13 MAR 2010 / SAM 13 MAR 2010 START TIME / DÉBUT 12:30

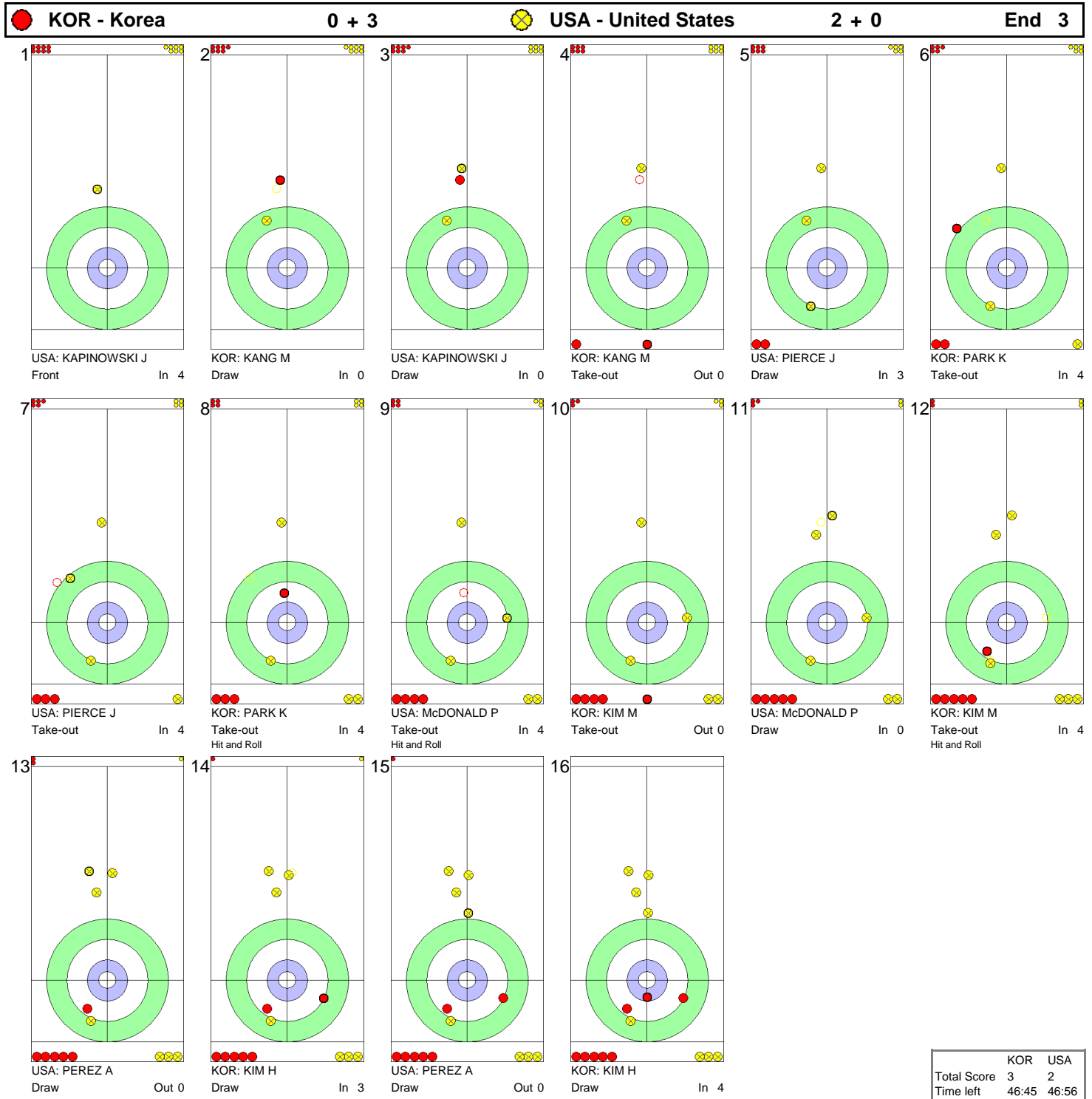






## GAME - SHOT BY SHOT / DÉROULEMENT DE LA PARTIE



SAT 13 MAR 2010 / SAM 13 MAR 2010 START TIME / DÉBUT 12:30





**GAME - SHOT BY SHOT / DÉROULEMENT DE LA PARTIE**

SAT 13 MAR 2010 / SAM 13 MAR 2010 START TIME / DÉBUT 12:30

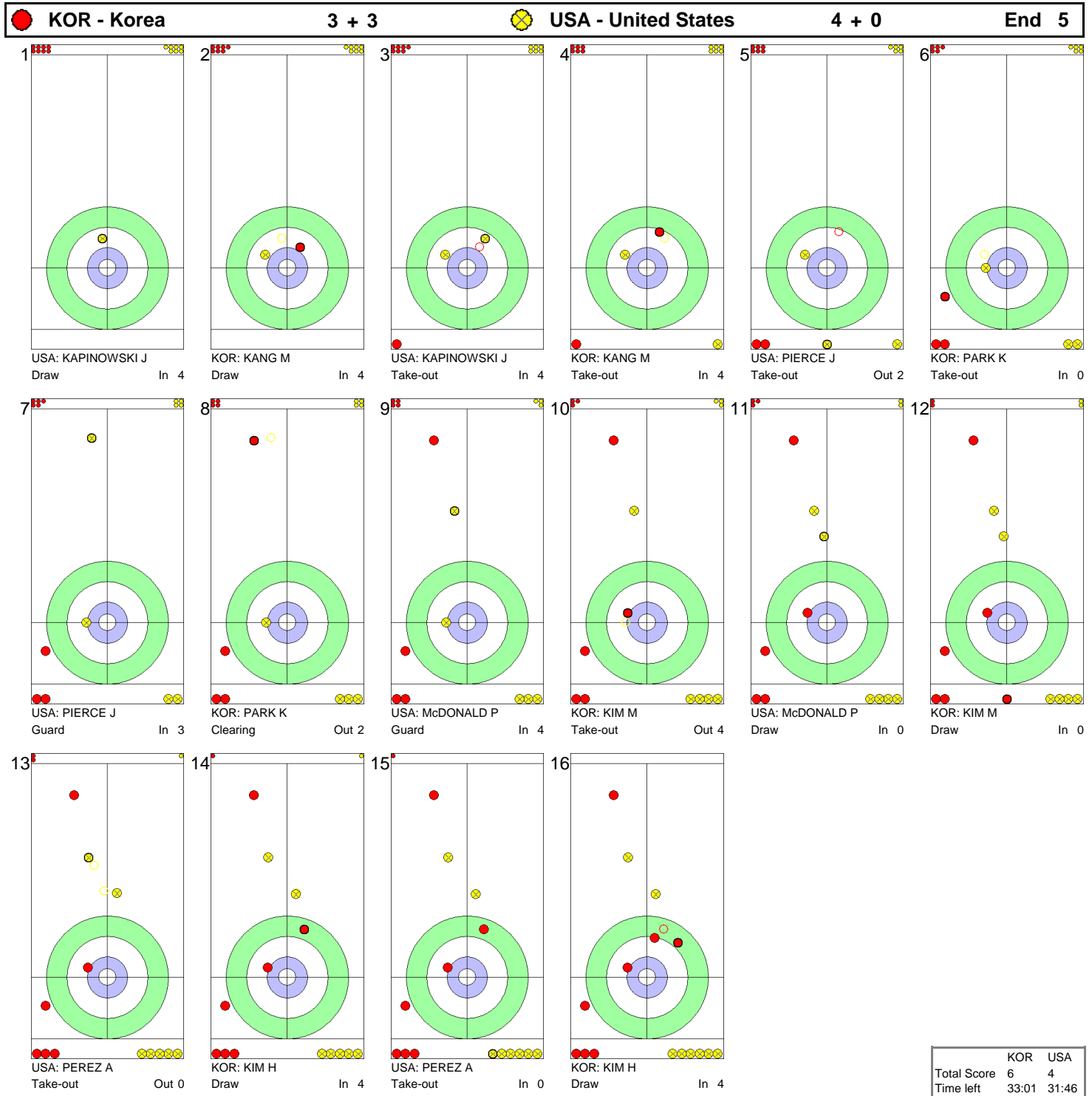
 <b>KOR - Korea</b>		<b>3 + 0</b>		 <b>USA - United States</b>		<b>2 + 2</b>		<b>End 4</b>	
1									
	KOR: KANG M Draw		In 4						
2									
	USA: KAPINOWSKI J Take-out		In 0						
3									
	KOR: KANG M Draw		Out 0						
4									
	USA: KAPINOWSKI J Take-out		Out 1						
5									
	KOR: PARK K Draw		Out 4						
6									
	USA: PIERCE J Take-out		Out 4						
7									
	KOR: PARK K Take-out		In 2						
8									
	USA: PIERCE J Take-out		Out 4						
9									
	KOR: KIM M Take-out		Out 0						
10									
	USA: McDONALD P Draw		In 4						
11									
	KOR: KIM M Take-out		Out 0						
12									
	USA: McDONALD P Draw		In 0						
13									
	KOR: KIM H Take-out		In 4						
14									
	USA: PEREZ A Take-out		In 0						
15									
	KOR: KIM H Take-out		In 0						
16									
	USA: PEREZ A Raise		In 4						

	KOR	USA
Total Score	3	4
Time left	40:03	40:07



## GAME - SHOT BY SHOT / DÉROULEMENT DE LA PARTIE



SAT 13 MAR 2010 / SAM 13 MAR 2010 START TIME / DÉBUT 12:30





## GAME - SHOT BY SHOT / DÉROULEMENT DE LA PARTIE

SAT 13 MAR 2010 / SAM 13 MAR 2010 START TIME / DÉBUT 12:30

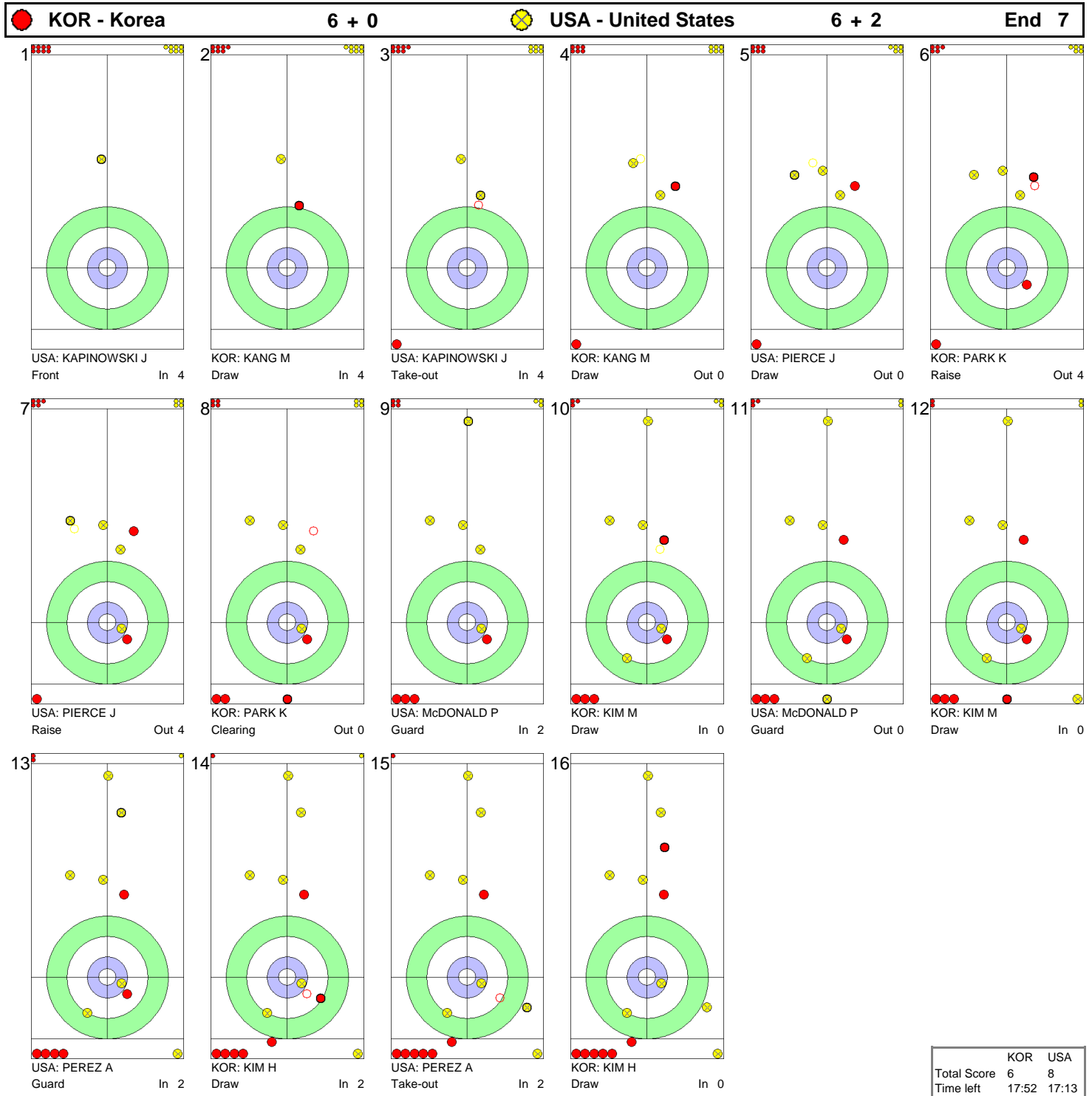
 <b>KOR - Korea</b>		<b>6 + 0</b>		 <b>USA - United States</b>		<b>4 + 2</b>		<b>End 6</b>	
1		2		3		4		5	
	KOR: KANG M Front		USA: KAPINOWSKI J Draw		KOR: KANG M Draw		USA: KAPINOWSKI J Out 4		KOR: PARK K Take-out
	In 4		In 4		In 1		Out 0		Out 4
6		7		8		9		10	
	USA: PIERCE J Draw		KOR: PARK K Take-out		USA: PIERCE J Draw		KOR: KIM M Take-out		USA: McDONALD P Draw
	Out 4		In 4		In 4		In 0		In 4
	Out 4		Double Take-out		In 2		Hit and Roll		In 4
11		12		13		14		15	
	KOR: KIM M Take-out		USA: McDONALD P Guard		KOR: KIM H Take-out		USA: PEREZ A Draw		KOR: KIM H Draw
	In 2		In 4		In 4		In 0		In 0
	In 4		In 4		In 4		In 0		In 4
16									
	USA: PEREZ A Draw								
	In 4								

	KOR	USA
Total Score	6	6
Time left	26:35	24:19



**GAME - SHOT BY SHOT / DÉROULEMENT DE LA PARTIE**

SAT 13 MAR 2010 / SAM 13 MAR 2010 START TIME / DÉBUT 12:30

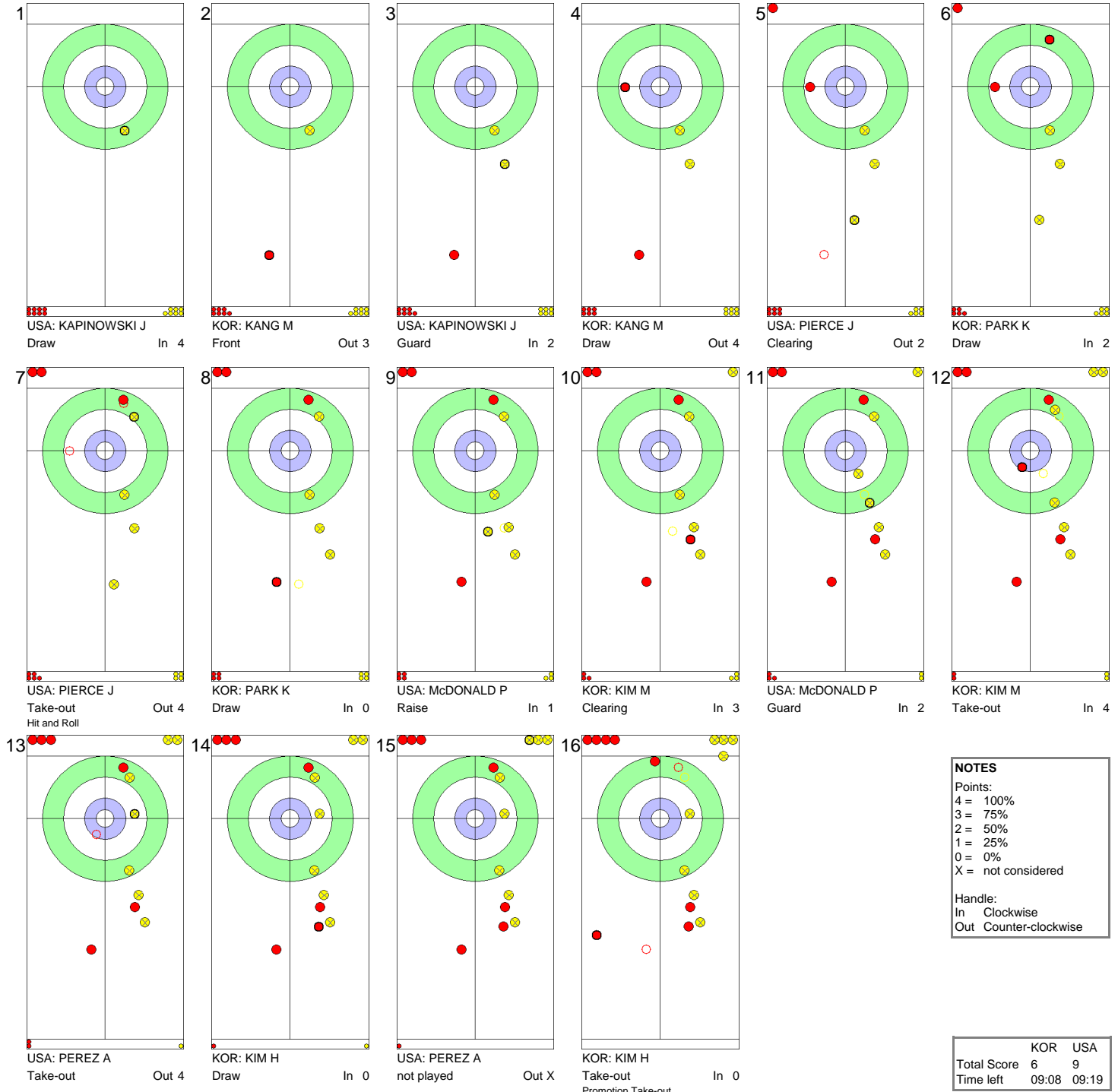




**GAME - SHOT BY SHOT / DÉROULEMENT DE LA PARTIE**

SAT 13 MAR 2010 / SAM 13 MAR 2010 START TIME / DÉBUT 12:30

● **KOR - Korea**      **6 + 0**     
 ● **USA - United States**      **8 + 1**     
 **End 8**



**NOTES**  
 Points:  
 4 = 100%  
 3 = 75%  
 2 = 50%  
 1 = 25%  
 0 = 0%  
 X = not considered  
 Handle:  
 In Clockwise  
 Out Counter-clockwise

	KOR	USA
Total Score	6	9
Time left	09:08	09:19



## GAME RESULTS / RÉSULTATS DE LA PARTIE

SAT 13 MAR 2010 / SAM 13 MAR 2010 START TIME / DÉBUT 12:30

Sheet	Round	Team	LSFE	1	2	3	4	5	6	7	8	Extra Ends	Total
B	1	GBR - Great Britain		1	0	0	0	0	1	0	X		2
	1	CAN - Canada	*	0	2	1	3	2	0	1	X		9

GBR - Great Britain		Game	All
4	NEILSON Aileen	36 %	36 %
3 S	McCREADIE Michael	61 %	61 %
2	KILLIN Tom	50 %	50 %
1	MALONE Angie	77 %	77 %
A	SELLAR Jim	- %	- %
Team Total		56 %	56 %

CAN - Canada		Game	All
4 S	ARMSTRONG Jim	68 %	68 %
3	NEIGHBOUR Darryl	68 %	68 %
2	FORREST Ina	86 %	86 %
1	GAUDET Sonja	39 %	39 %
A	YIZEK Bruno	- %	- %
Team Total		65 %	65 %

Time remaining: 11 minutes 32 seconds

Last Stone Draw: 185.4 cm (out)

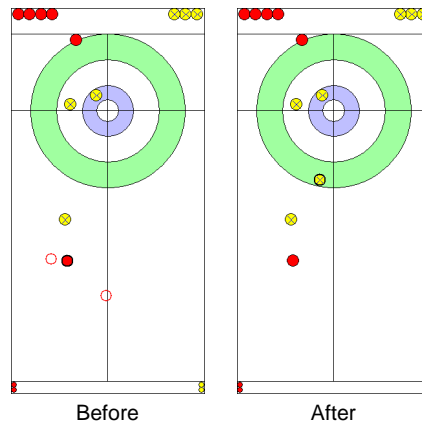
Time-out: end 7, GBR-7

Time remaining: 14 minutes 41 seconds

Last Stone Draw: 138.9 cm

### Most Important Shot:

The Canadian Skip ARMSTRONG J placed a perfect Guard in the top 12 foot to cover 2 Canadian shot stones in the four foot. Forcing the British Team to try a difficult Draw which they were unable to execute, leading to a steal of 3 and complete control of the game.



End: 4  
Team: CAN  
Player: ARMSTRONG J  
Stone: Fourth, 1st stone  
Task: Guard  
Handle: Out-turn  
Points: 100%

● : GBR  
● : CAN

### NOTES

Team position and functions are attached to each team member's name as follows:  
4 = Fourth, 3 = Third, 2 = Second, 1 = Lead, A = Alternate, S = Skip

### LEGEND

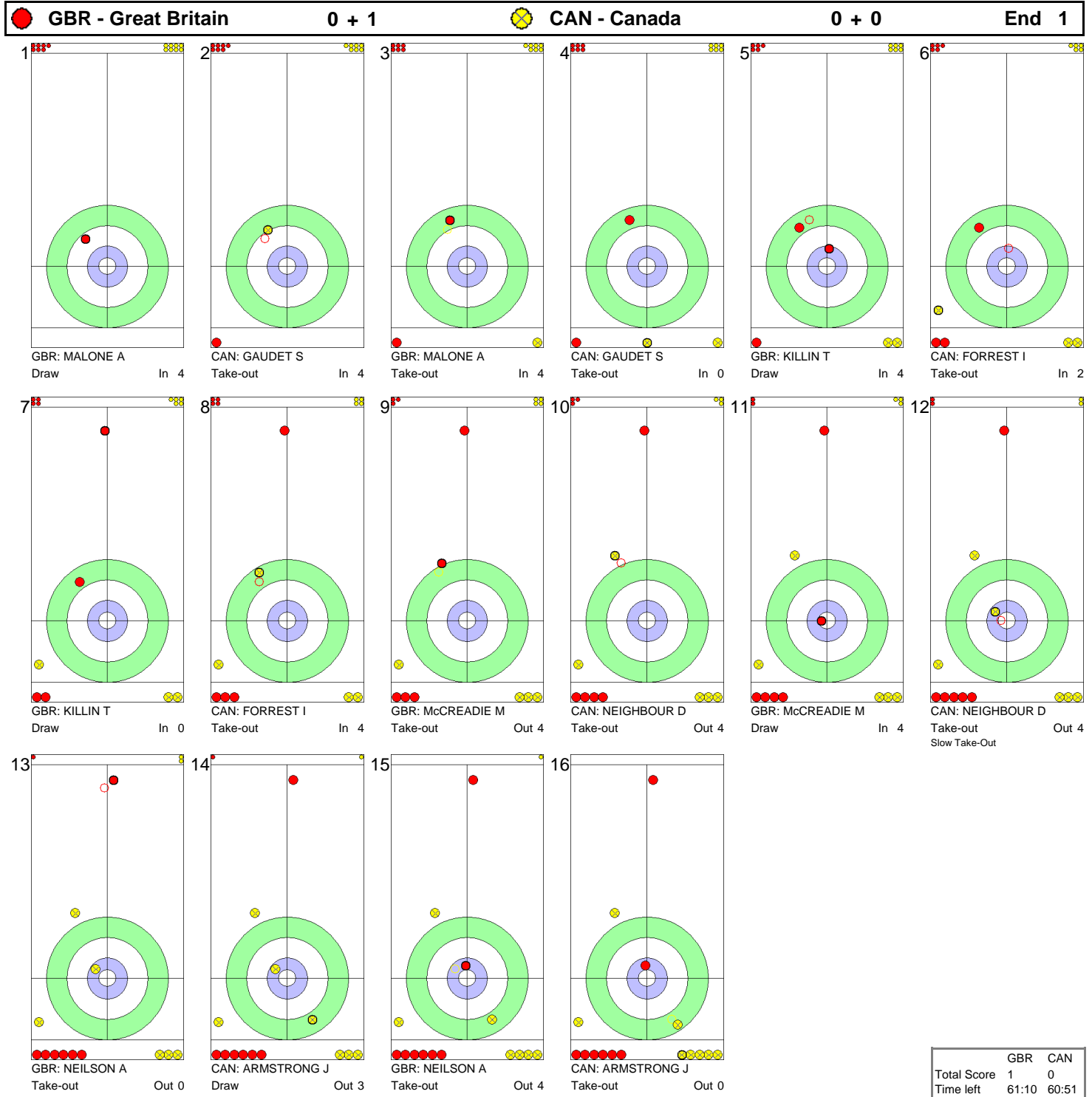
LSFE (\*) Last stone first end

X Unplayed/unfinished end due to concession



## GAME - SHOT BY SHOT / DÉROULEMENT DE LA PARTIE

SAT 13 MAR 2010 / SAM 13 MAR 2010 START TIME / DÉBUT 12:30







**GAME - SHOT BY SHOT / DÉROULEMENT DE LA PARTIE**

SAT 13 MAR 2010 / SAM 13 MAR 2010 START TIME / DÉBUT 12:30

● GBR - Great Britain		1 + 0	● CAN - Canada	0 + 2	End 2
1		2		3	
4		5		6	
7		8		9	
10		11		12	
13		14		15	
16					

	GBR	CAN
Total Score	1	2
Time left	53:50	53:38



**GAME - SHOT BY SHOT / DÉROULEMENT DE LA PARTIE**

SAT 13 MAR 2010 / SAM 13 MAR 2010 START TIME / DÉBUT 12:30

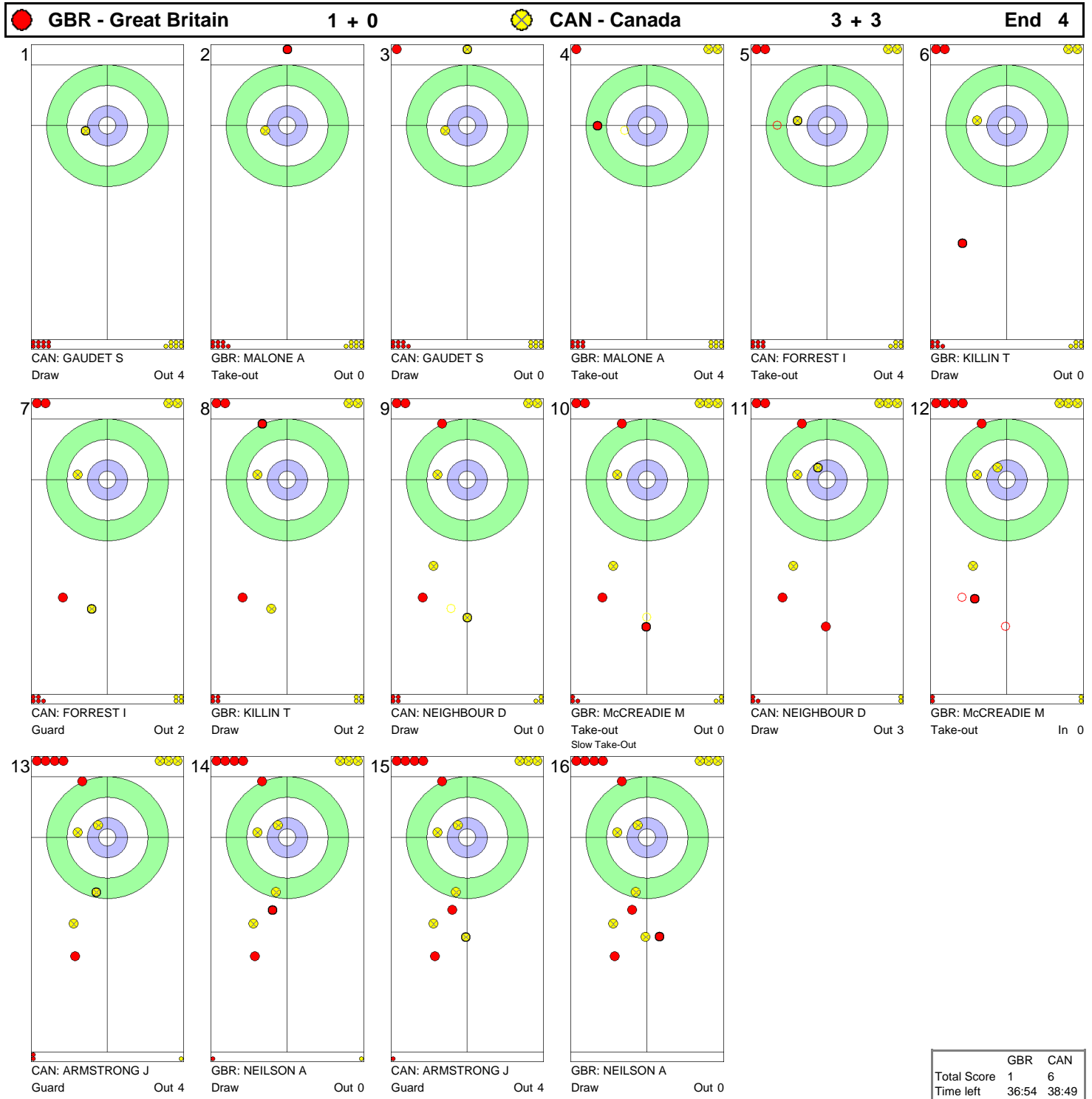
**GBR - Great Britain**      **1 + 0**      **CAN - Canada**      **2 + 1**      **End 3**





**GAME - SHOT BY SHOT / DÉROULEMENT DE LA PARTIE**

SAT 13 MAR 2010 / SAM 13 MAR 2010 START TIME / DÉBUT 12:30



	GBR	CAN
Total Score	1	6
Time left	36:54	38:49



**GAME - SHOT BY SHOT / DÉROULEMENT DE LA PARTIE**

SAT 13 MAR 2010 / SAM 13 MAR 2010 START TIME / DÉBUT 12:30

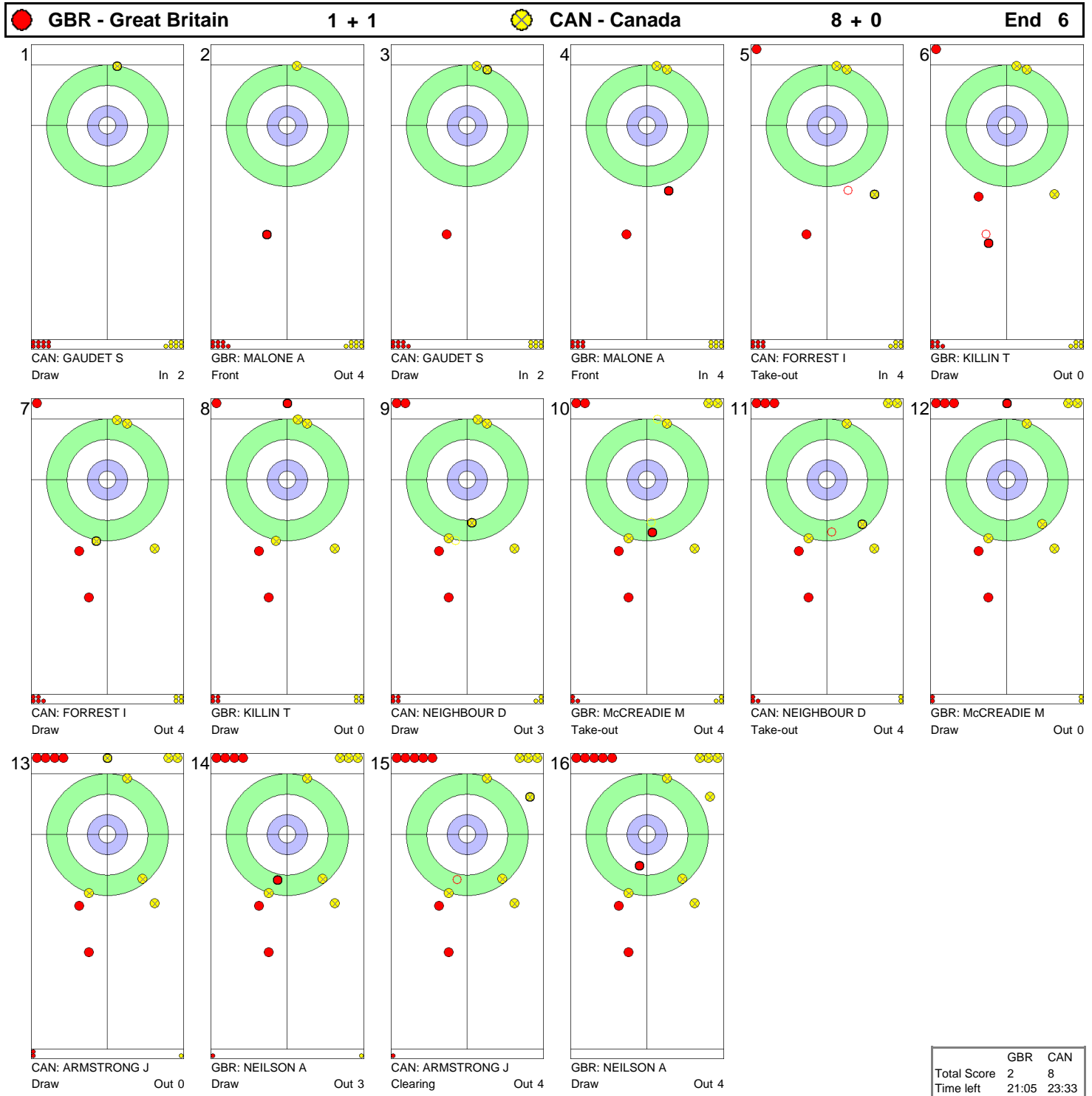
<b>GBR - Great Britain</b>	<b>1 + 0</b>	<b>CAN - Canada</b>	<b>6 + 2</b>	<b>End 5</b>	
1  CAN: GAUDET S Draw In 0	2  GBR: MALONE A Draw Out 4	3  CAN: GAUDET S Take-out Out 4	4  GBR: MALONE A Take-out In 4	5  CAN: FORREST I Clearing In 4	6  GBR: KILLIN T Draw Out 4
7  CAN: FORREST I Take-out Out 4	8  GBR: KILLIN T Take-out Out 2	9  CAN: NEIGHBOUR D Draw In 4	10  GBR: McCREADIE M Take-out In 4	11  CAN: NEIGHBOUR D Take-out In 4	12  GBR: McCREADIE M Take-out Out 4
13  CAN: ARMSTRONG J Take-out In 4	14  GBR: NEILSON A Take-out In 0	15  CAN: ARMSTRONG J Draw Out 4	16  GBR: NEILSON A Draw Out 0		

	GBR	CAN
Total Score	1	8
Time left	29:05	30:55



**GAME - SHOT BY SHOT / DÉROULEMENT DE LA PARTIE**

SAT 13 MAR 2010 / SAM 13 MAR 2010 START TIME / DÉBUT 12:30

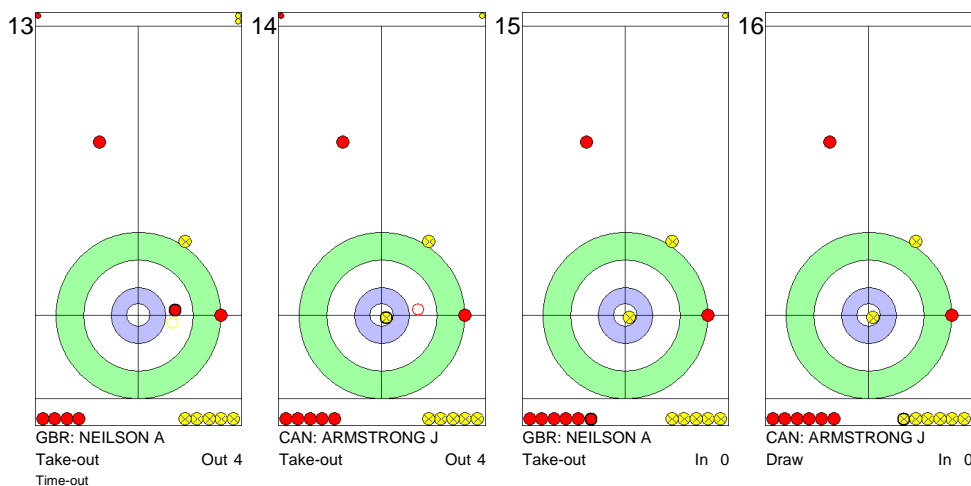
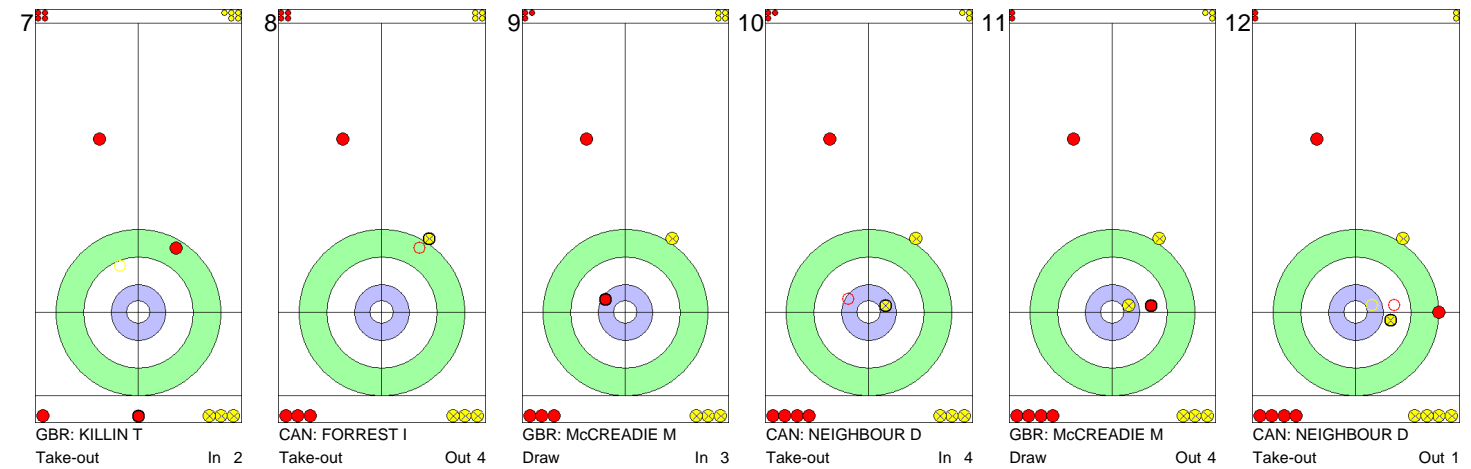
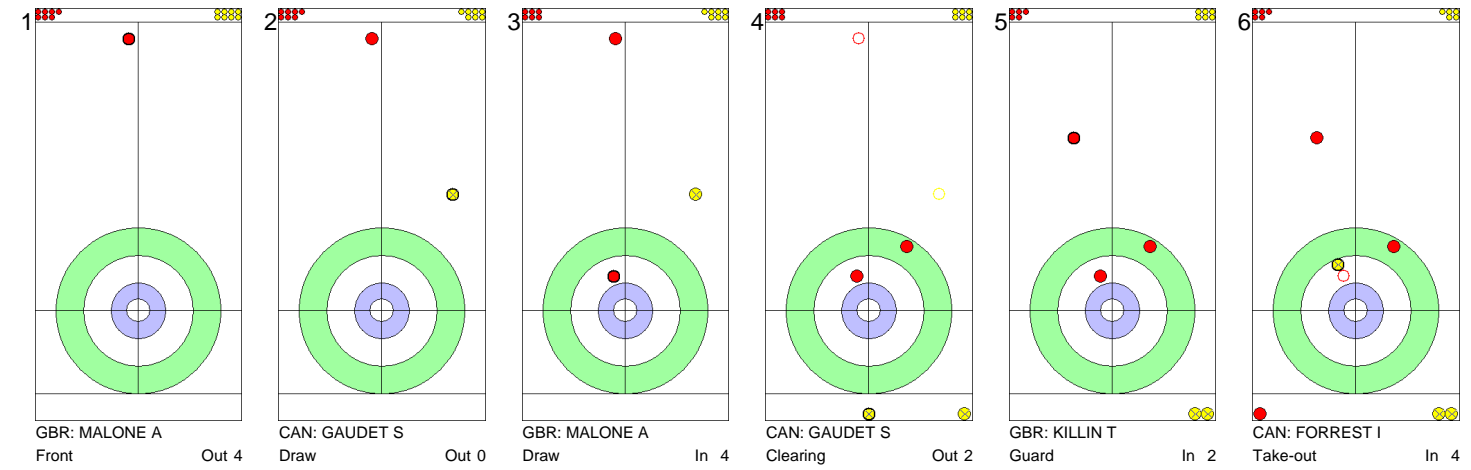




GAME - SHOT BY SHOT / DÉROULEMENT DE LA PARTIE

SAT 13 MAR 2010 / SAM 13 MAR 2010 START TIME / DÉBUT 12:30

● GBR - Great Britain 2 + 0 ● CAN - Canada 8 + 1 End 7



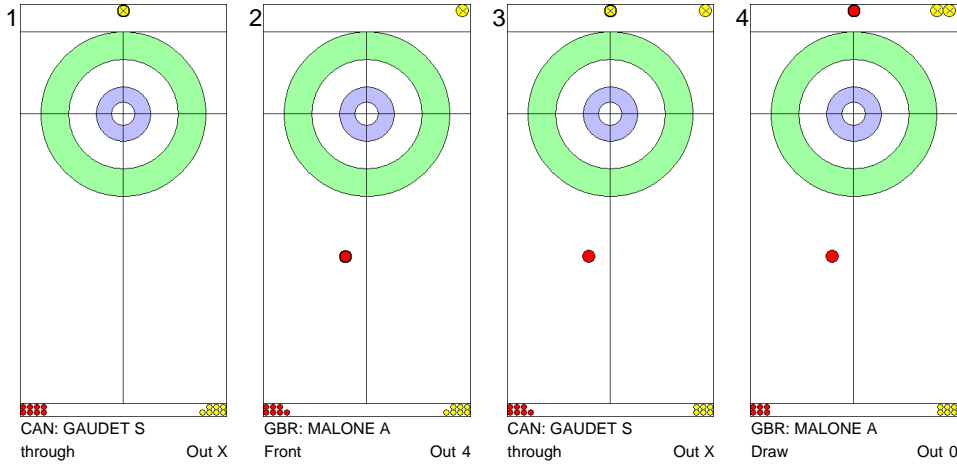
	GBR	CAN
Total Score	2	9
Time left	13:10	15:51



## GAME - SHOT BY SHOT / DÉROULEMENT DE LA PARTIE

SAT 13 MAR 2010 / SAM 13 MAR 2010 START TIME / DÉBUT 12:30

● **GBR - Great Britain**      **2 + X**     
 ● **CAN - Canada**      **9 + X**     
 **End 8**



**NOTES**  
 Points:  
 4 = 100%  
 3 = 75%  
 2 = 50%  
 1 = 25%  
 0 = 0%  
 X = not considered  
 Handle:  
 In Clockwise  
 Out Counter-clockwise

	GBR	CAN
Total Score	2	9
Time left	11:32	14:41



## GAME RESULTS / RÉSULTATS DE LA PARTIE

SAT 13 MAR 2010 / SAM 13 MAR 2010 START TIME / DÉBUT 12:30

Sheet	Round	Team	LSFE	1	2	3	4	5	6	7	8	Extra Ends	Total
C	1	SWE - Sweden		0	0	2	0	3	0	1	0		6
	1	SUI - Switzerland	*	1	1	0	1	0	2	0	2		7

SWE - Sweden		Game	All
4 S	JUNGNELL Jalle	33 %	33 %
3	IKONEN Glenn	56 %	56 %
2	BURMAN Patrik	48 %	48 %
1	WILHELM Anette	67 %	67 %
A	KALLIN Patrik	- %	- %
Team Total		51 %	51 %

SUI - Switzerland		Game	All
4 S	BOLLIGER Manfred	52 %	52 %
3	HUETTENMOSEER Claudia	25 %	25 %
2	MEYER Daniel	55 %	55 %
1	KEHRLI Anton	52 %	52 %
A	BIERI Martin	- %	- %
Team Total		46 %	46 %

Time remaining: 4 minutes 56 seconds

Last Stone Draw: 71.6 cm

Time-out: end 5, SWE-7

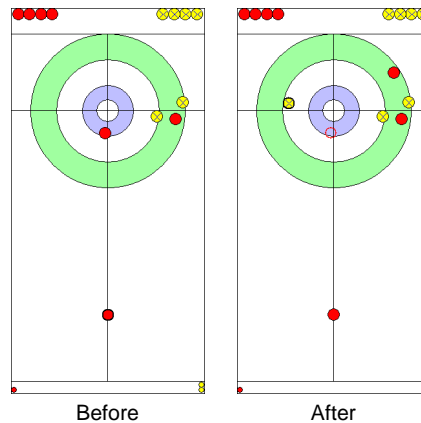
Time remaining: 7 minutes 49 seconds

Last Stone Draw: 58.2 cm

Time-out: end 7, SUI-8

### Most Important Shot:

With the Swiss Skip BOLLIGER M first shot, he executed the perfect Raise (tap back) on the fully guarded shot stone, and rolled to the side to lay two.



End: 6  
Team: SUI  
Player: BOLLIGER M  
Stone: Fourth, 1st stone  
Task: Raise  
Handle: In-turn  
Points: 100%

● : SWE  
● : SUI

### NOTES

Team position and functions are attached to each team member's name as follows:  
4 = Fourth, 3 = Third, 2 = Second, 1 = Lead, A = Alternate, S = Skip

### LEGEND

LSFE (\*) Last stone first end





GAME - SHOT BY SHOT / DÉROULEMENT DE LA PARTIE

SAT 13 MAR 2010 / SAM 13 MAR 2010 START TIME / DÉBUT 12:30





## GAME - SHOT BY SHOT / DÉROULEMENT DE LA PARTIE

SAT 13 MAR 2010 / SAM 13 MAR 2010 START TIME / DÉBUT 12:30





**GAME - SHOT BY SHOT / DÉROULEMENT DE LA PARTIE**

SAT 13 MAR 2010 / SAM 13 MAR 2010 START TIME / DÉBUT 12:30



	SWE	SUI
Total Score	2	2
Time left	44:04	47:02



## GAME - SHOT BY SHOT / DÉROULEMENT DE LA PARTIE

SAT 13 MAR 2010 / SAM 13 MAR 2010 START TIME / DÉBUT 12:30





GAME - SHOT BY SHOT / DÉROULEMENT DE LA PARTIE

SAT 13 MAR 2010 / SAM 13 MAR 2010 START TIME / DÉBUT 12:30



	SWE	SUI
Total Score	5	3
Time left	29:46	31:21



**GAME - SHOT BY SHOT / DÉROULEMENT DE LA PARTIE**

SAT 13 MAR 2010 / SAM 13 MAR 2010 START TIME / DÉBUT 12:30

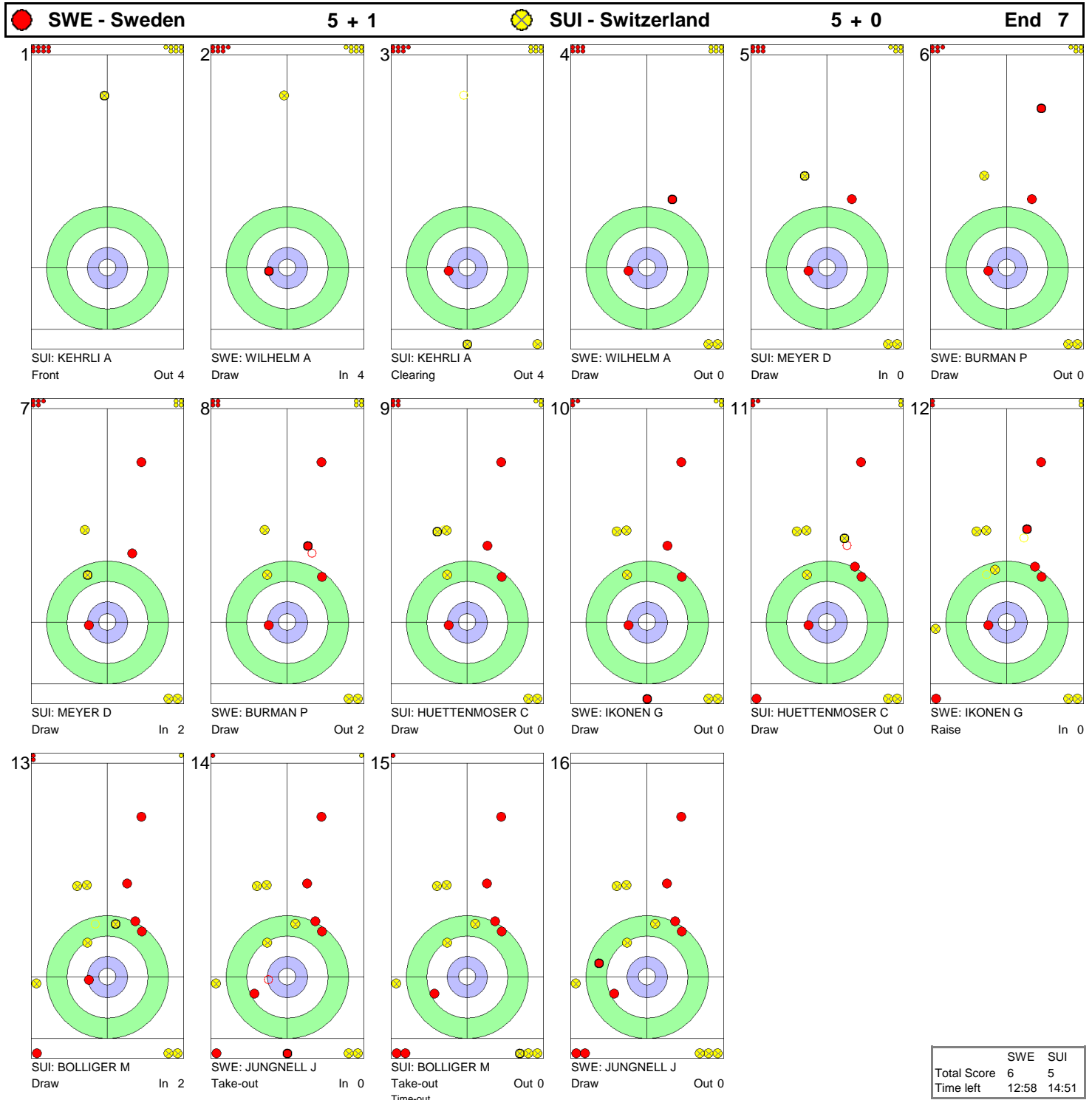
<b>SWE - Sweden</b>		<b>5 + 0</b>		<b>SUI - Switzerland</b>		<b>3 + 2</b>		<b>End 6</b>			
1		2		3		4		5		6	
7		8		9		10		11		12	
13		14		15		16					
SWE: WILHELM A Draw		SUI: KEHRLI A Front		SWE: WILHELM A Guard		SUI: KEHRLI A Take-out		SWE: BURMAN P Draw		SUI: MEYER D Take-out	
SWE: BURMAN P Take-out		SUI: MEYER D Take-out		SWE: IKONEN G Take-out		SUI: HUETTENMOSER C Take-out		SWE: IKONEN G Take-out		SUI: HUETTENMOSER C Take-out	
SWE: JUNGNELL J Guard		SUI: BOLLIGER M Raise		SWE: JUNGNELL J Take-out		SUI: BOLLIGER M Draw					
In 4		Out 4		In 1		In 4		In 4		Out 4	
Out 4		Out 4		Out 4		In 2		Out 0		Out 0	
In 4		In 4		In 0		Out 0					

	SWE	SUI
Total Score	5	5
Time left	22:07	23:37



## GAME - SHOT BY SHOT / DÉROULEMENT DE LA PARTIE

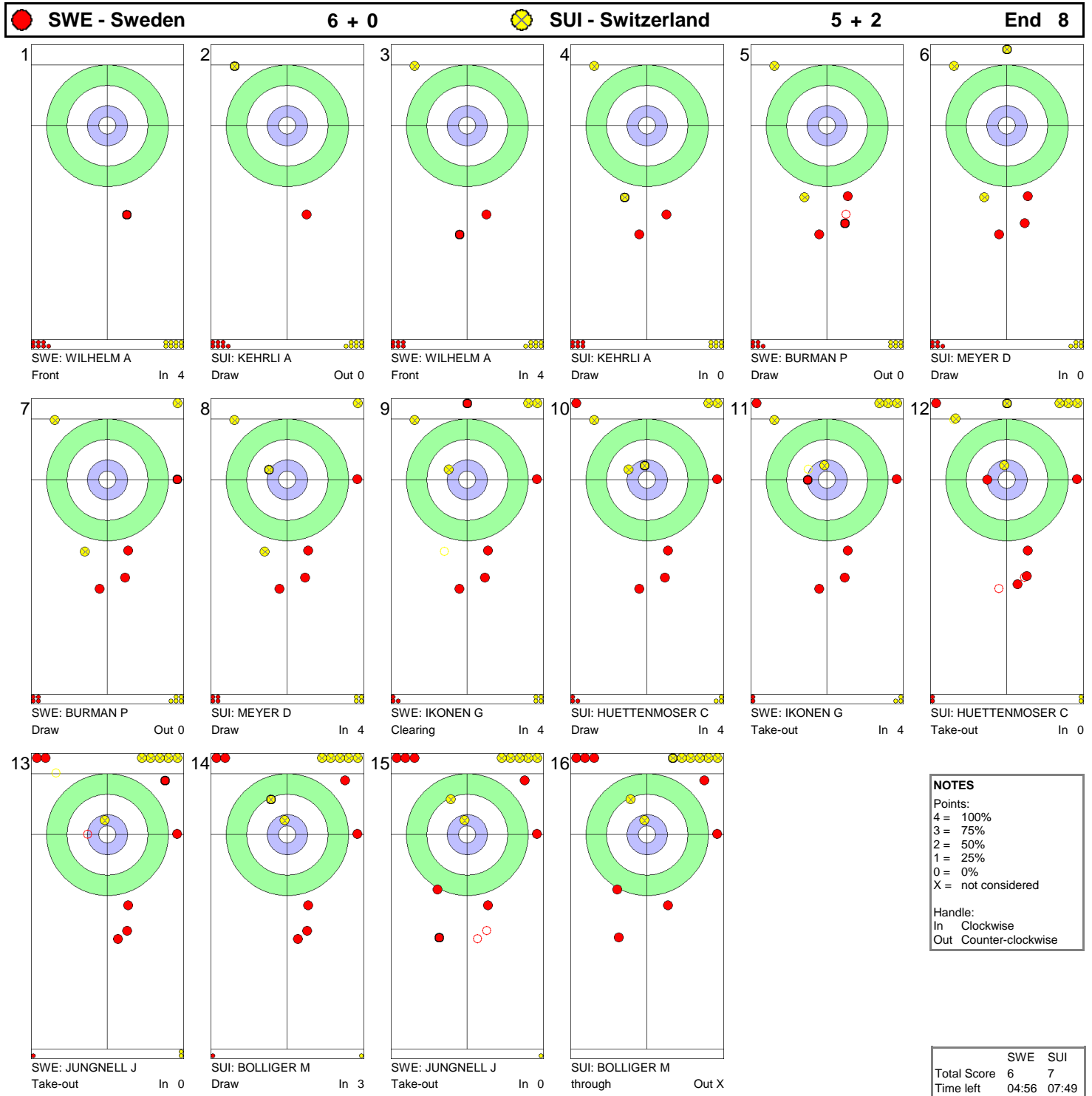
SAT 13 MAR 2010 / SAM 13 MAR 2010 START TIME / DÉBUT 12:30





**GAME - SHOT BY SHOT / DÉROULEMENT DE LA PARTIE**

SAT 13 MAR 2010 / SAM 13 MAR 2010 START TIME / DÉBUT 12:30







## GAME RESULTS / RÉSULTATS DE LA PARTIE

SAT 13 MAR 2010 / SAM 13 MAR 2010 START TIME / DÉBUT 12:30

Sheet	Round	Team	LSFE	1	2	3	4	5	6	7	8	Extra Ends	Total
D	1	GER - Germany	*	0	1	0	0	3	0	6	X		10
	1	NOR - Norway		1	0	2	1	0	2	0	X		6

GER - Germany		Game	All
4 S	JAEGER Jens	48 %	48 %
3	SIEGER Marcus	47 %	47 %
2	GAEBEL Jens	75 %	75 %
1	STEGER Christiane	48 %	48 %
A	HOER Astrid	- %	- %
Team Total		55 %	55 %

NOR - Norway		Game	All
4 S	LORENTSEN Rune	38 %	38 %
3	STORDAHL Jostein	48 %	48 %
2	SKOGSTAD Geir Arne	56 %	56 %
1	SAMDAL Anne Mette	50 %	50 %
A	TYSTAD Lene	- %	- %
Team Total		48 %	48 %

Time remaining: 10 minutes 20 seconds

Last Stone Draw: 135.9 cm

Time-out: end 6, GER-8

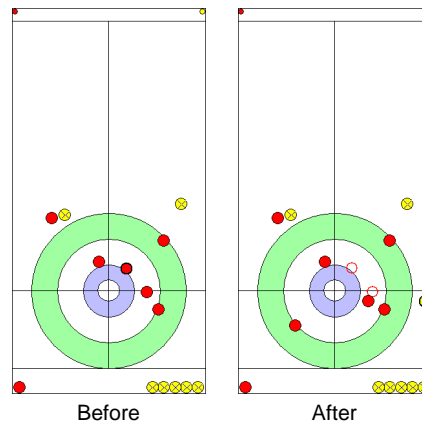
Time remaining: 7 minutes 22 seconds

Last Stone Draw: 185.4 cm (out)

Time-out: end 5, NOR-8

### Most Important Shot:

Norwegian Skip LORENTSEN R failed on his last Take-out and attempted roll behind cover on the four foot. No German stones were removed. German Skip JAEGER J was able to Draw for 6.



End: 7  
Team: NOR  
Player: LORENTSEN R  
Stone: Fourth, 2nd stone  
Task: Take-out  
Handle: In-turn  
Points: 0%

● : GER  
● : NOR

### NOTES

Team position and functions are attached to each team member's name as follows:  
4 = Fourth, 3 = Third, 2 = Second, 1 = Lead, A = Alternate, S = Skip

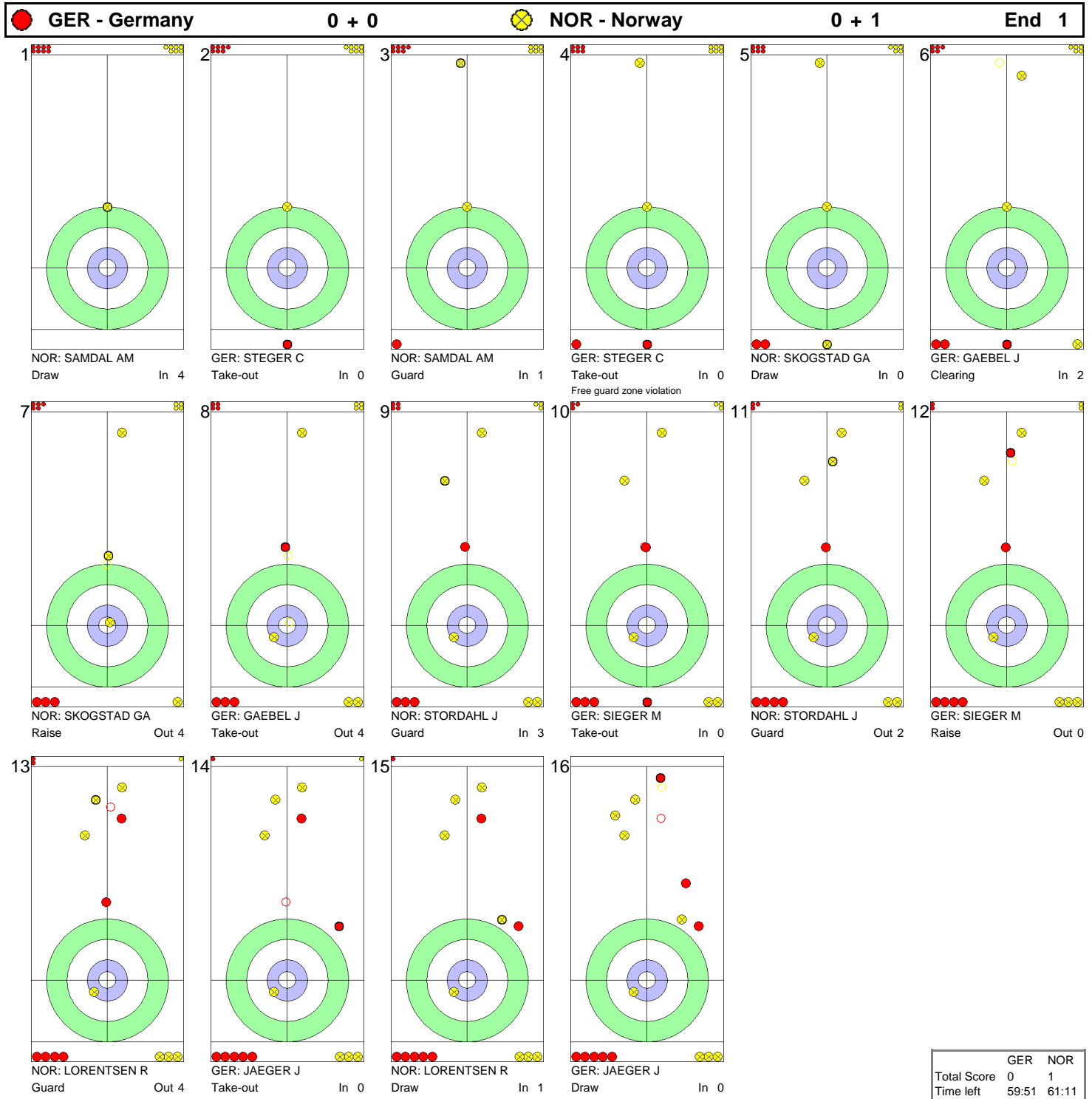
### LEGEND

LSFE (\*) Last stone first end X Unplayed/unfinished end due to concession



GAME - SHOT BY SHOT / DÉROULEMENT DE LA PARTIE

SAT 13 MAR 2010 / SAM 13 MAR 2010 START TIME / DÉBUT 12:30

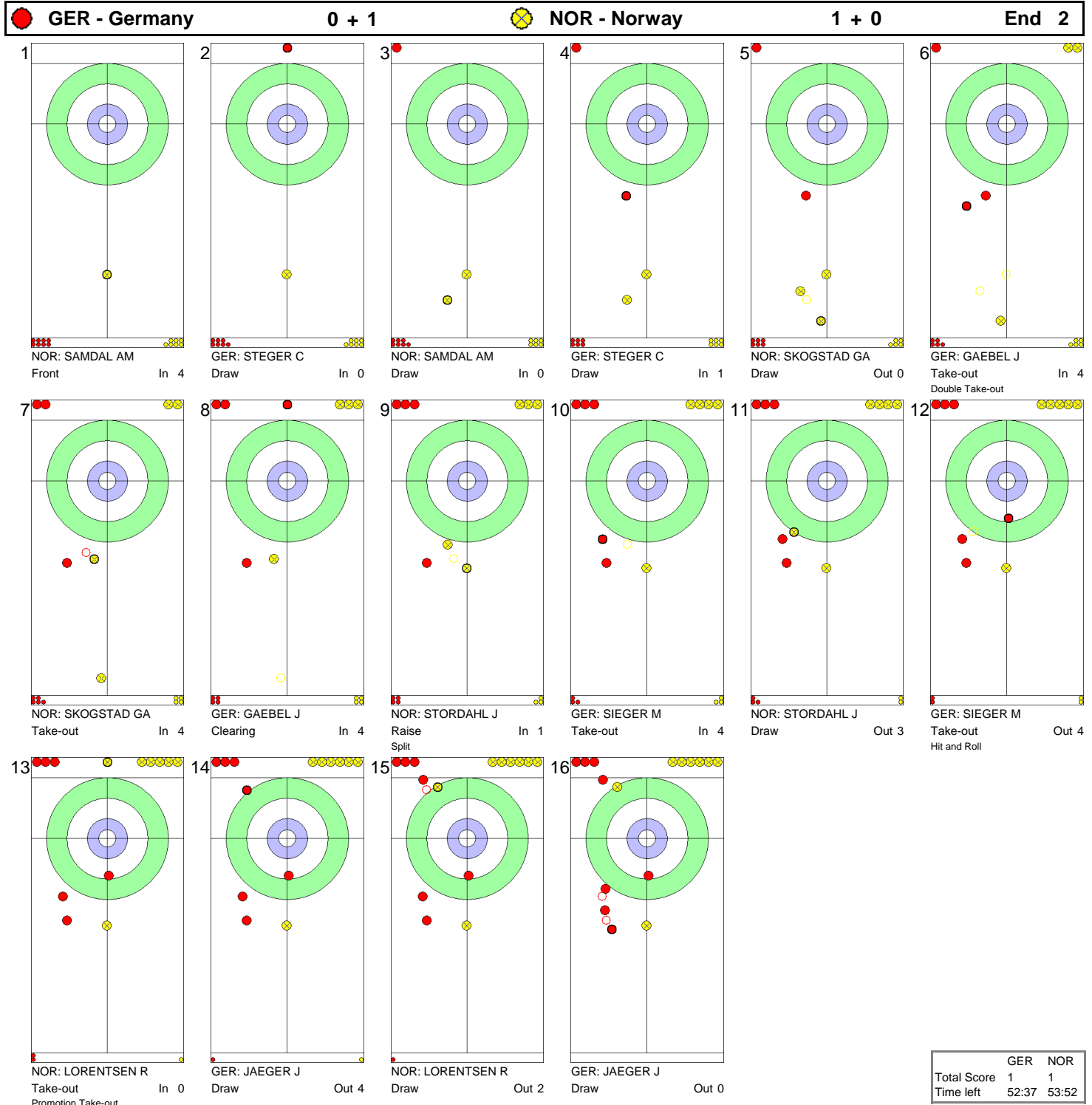


	GER	NOR
Total Score	0	1
Time left	59:51	61:11



GAME - SHOT BY SHOT / DÉROULEMENT DE LA PARTIE

SAT 13 MAR 2010 / SAM 13 MAR 2010 START TIME / DÉBUT 12:30

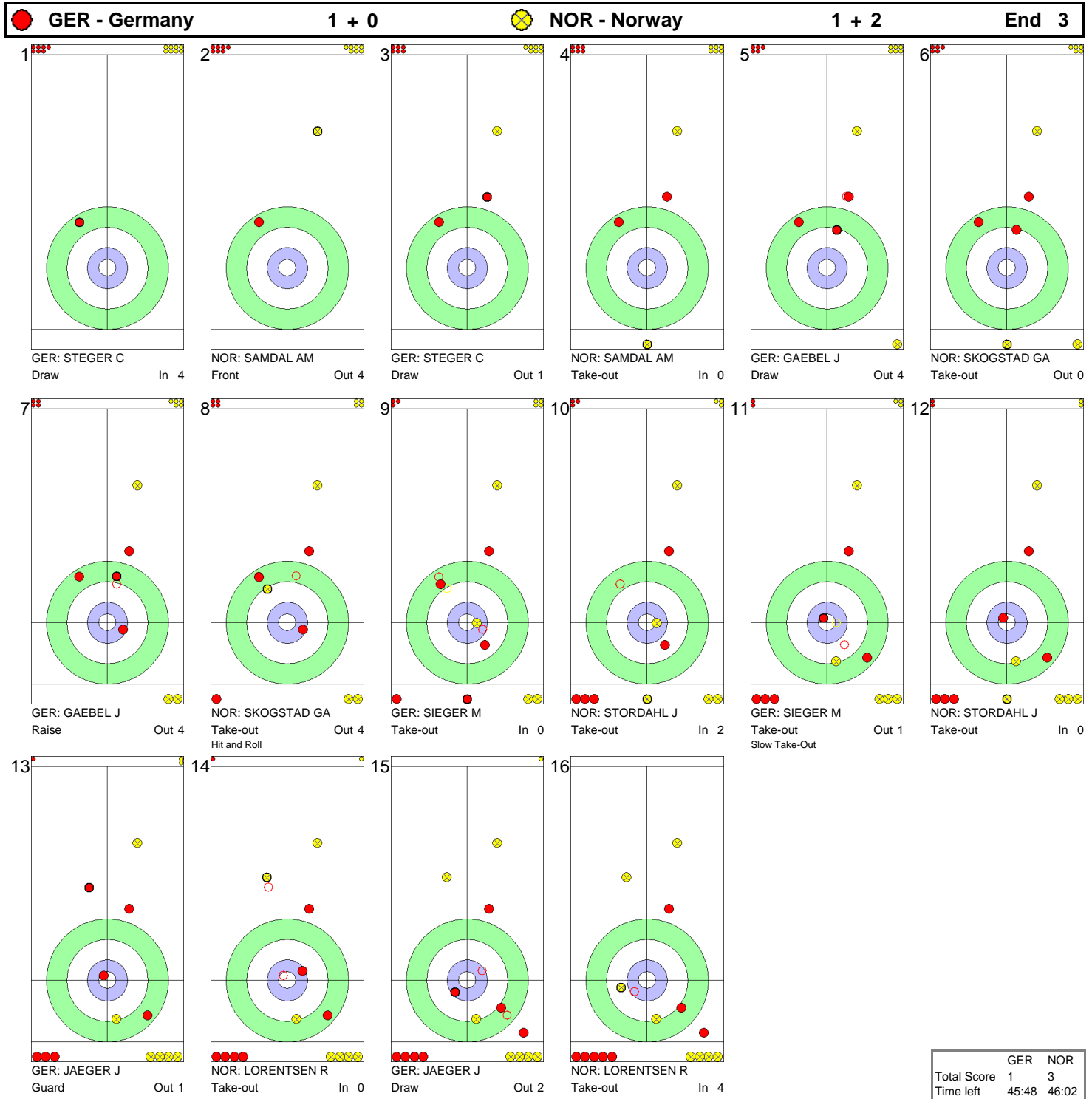


	GER	NOR
Total Score	1	1
Time left	52:37	53:52



## GAME - SHOT BY SHOT / DÉROULEMENT DE LA PARTIE

SAT 13 MAR 2010 / SAM 13 MAR 2010 START TIME / DÉBUT 12:30

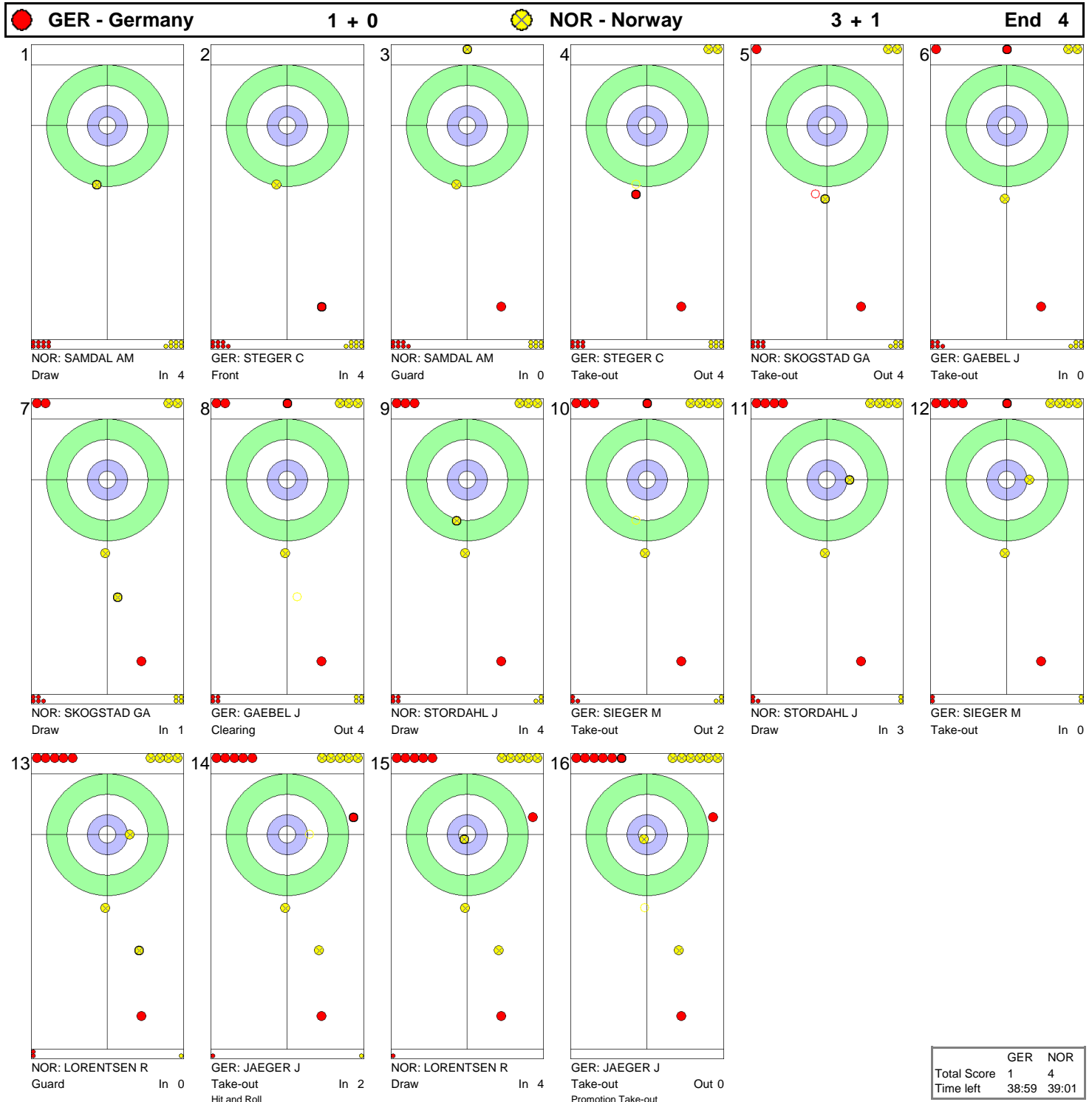


	GER	NOR
Total Score	1	3
Time left	45:48	46:02



## GAME - SHOT BY SHOT / DÉROULEMENT DE LA PARTIE

SAT 13 MAR 2010 / SAM 13 MAR 2010 START TIME / DÉBUT 12:30

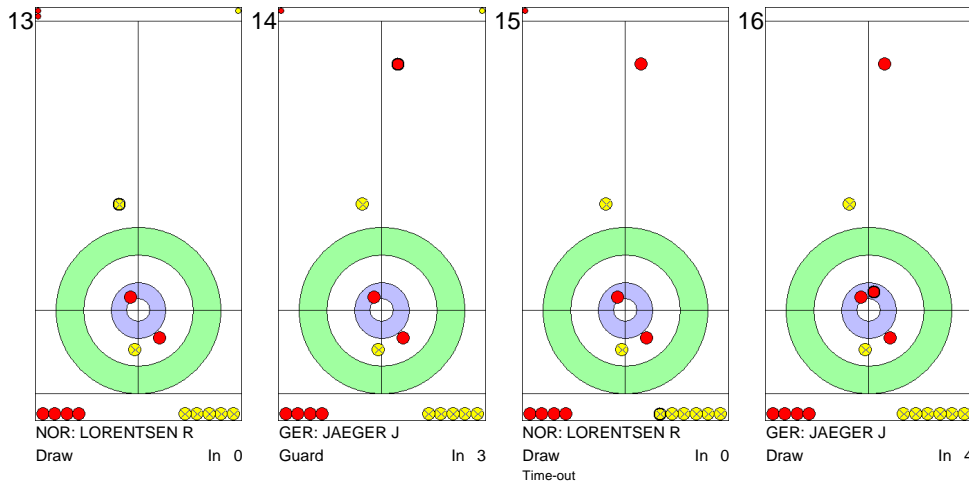
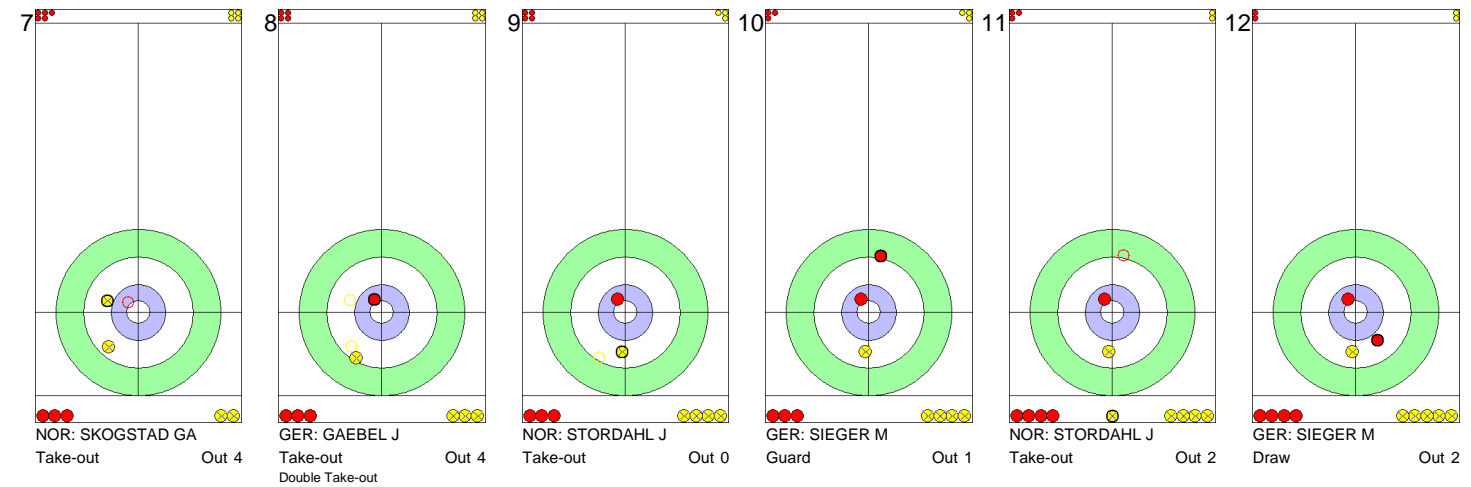
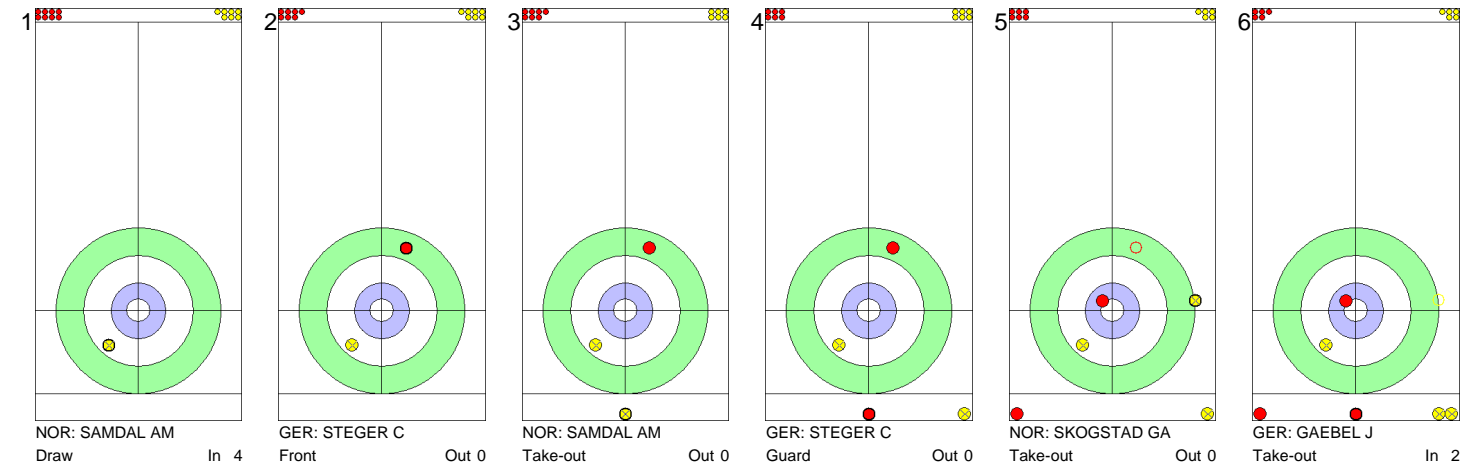




**GAME - SHOT BY SHOT / DÉROULEMENT DE LA PARTIE**

SAT 13 MAR 2010 / SAM 13 MAR 2010 START TIME / DÉBUT 12:30

**GER - Germany 1 + 3**      **NOR - Norway 4 + 0**      **End 5**



	GER	NOR
Total Score	4	4
Time left	31:13	30:42



**GAME - SHOT BY SHOT / DÉROULEMENT DE LA PARTIE**

SAT 13 MAR 2010 / SAM 13 MAR 2010 START TIME / DÉBUT 12:30

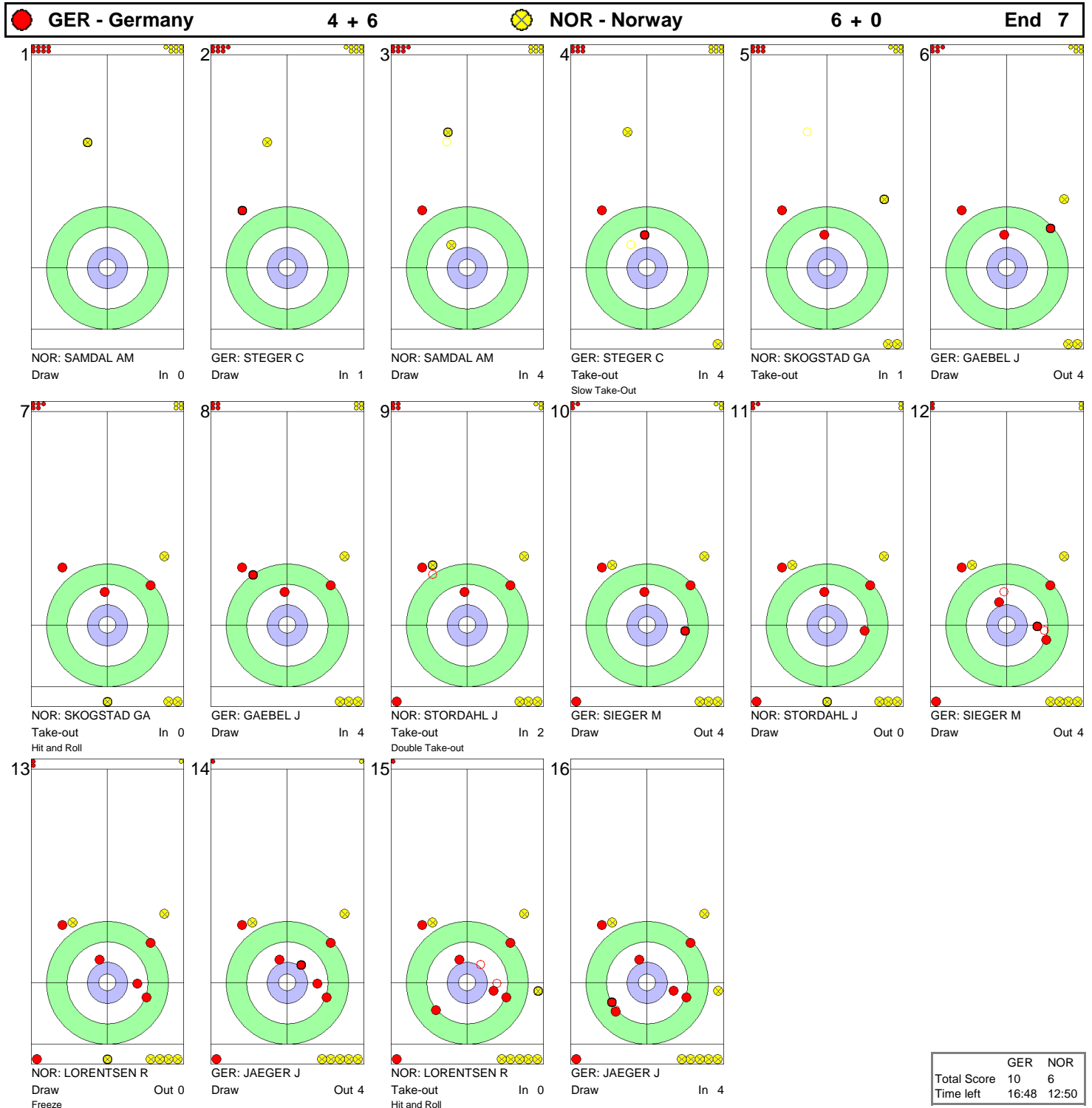


	GER	NOR
Total Score	4	6
Time left	24:09	22:52



## GAME - SHOT BY SHOT / DÉROULEMENT DE LA PARTIE

SAT 13 MAR 2010 / SAM 13 MAR 2010 START TIME / DÉBUT 12:30



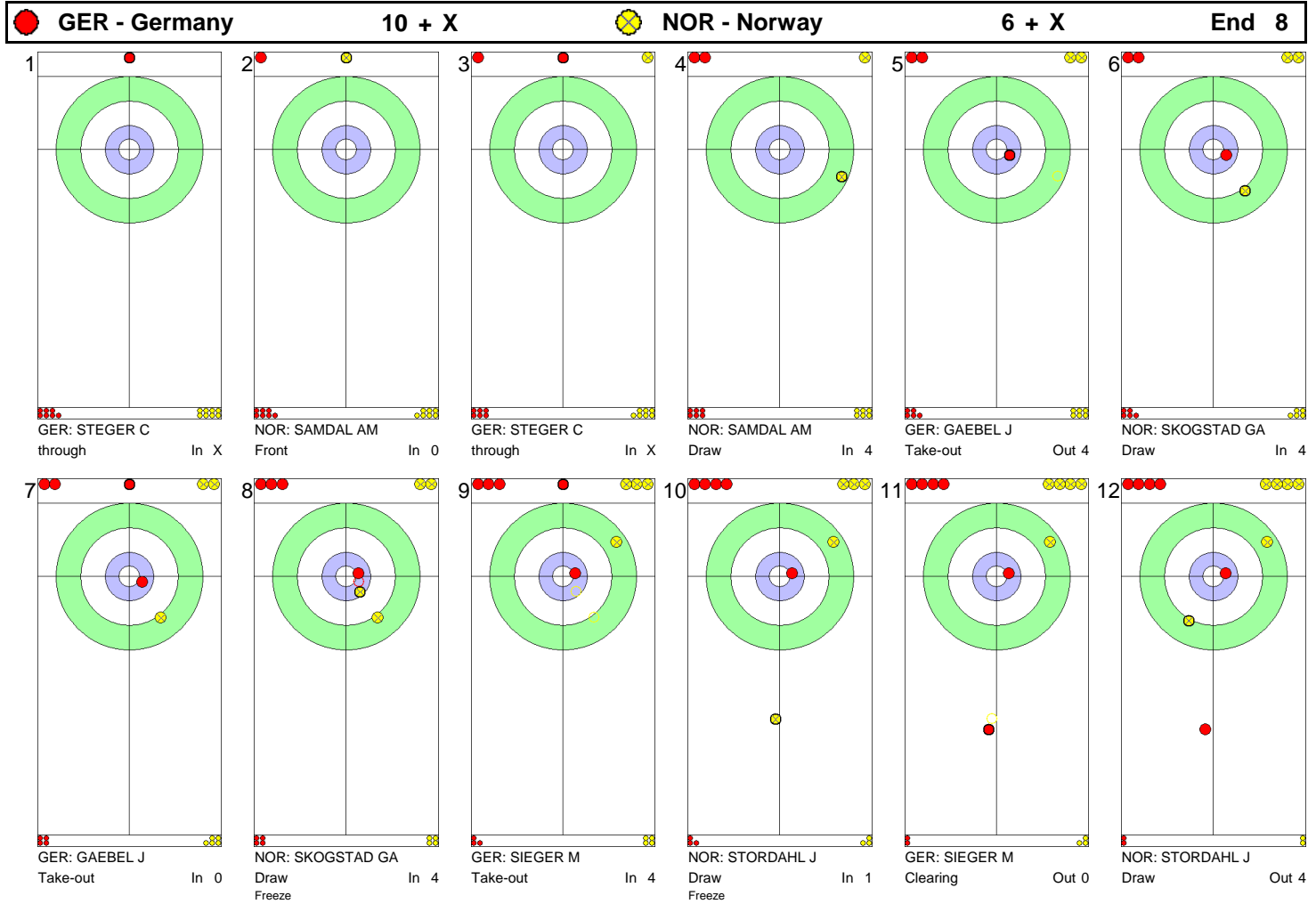
	GER	NOR
Total Score	10	6
Time left	16:48	12:50





**GAME - SHOT BY SHOT / DÉROULEMENT DE LA PARTIE**

SAT 13 MAR 2010 / SAM 13 MAR 2010 START TIME / DÉBUT 12:30



**NOTES**  
Points:  
4 = 100%  
3 = 75%  
2 = 50%  
1 = 25%  
0 = 0%  
X = not considered  
  
Handle:  
In Clockwise  
Out Counter-clockwise

	GER	NOR
Total Score	10	6
Time left	10:20	07:22



**ENTRY LIST BY NPC**  
**LISTE DES PARTICIPANT(E)S PAR CNP**

**REVISION**

As of SAT 20 MAR 2010 / En date du SAM 20 MAR 2010

<b>CAN - Canada</b>			
ARMSTRONG Jim	M	Skip	R
NEIGHBOUR Darryl	M	Third	R
FORREST Ina	W	Second	L
GAUDET Sonja	W	Lead	R
YIZEK Bruno	M	Alternate	R
REA Joe		Coach	

<b>KOR - Korea</b>			
KIM Haksung	M	Skip	R
KIM Myungjin	M	Third	R
CHO Yanghyun	M	Second	R
KANG Misuk	W	Lead	R
PARK Kilwoo	M	Alternate	R
YANG Seyoung		Coach	

<b>GBR - Great Britain</b>			
NEILSON Aileen	W	Fourth	R
McCREADIE Michael	M	Skip	R
KILLIN Tom	M	Second	R
MALONE Angie	W	Lead	R
SELLAR Jim	M	Alternate	L
PENDREIGH Tom		Coach	

<b>NOR - Norway</b>			
LORENTSEN Rune	M	Skip	R
STORDAHL Jostein	M	Third	R
SKOGSTAD Geir Arne	M	Second	R
TYSTAD Lene	W	Lead	R
SAMDAL Anne Mette	W	Alternate	R
CHRISTENSEN Per		Coach	

<b>GER - Germany</b>			
JAEGER Jens	M	Skip	R
SIEGER Marcus	M	Third	R
GAEBEL Jens	M	Second	R
STEGER Christiane	W	Lead	R
HOER Astrid	W	Alternate	R
ERLEWEIN Helmar		Coach	

<b>SUI - Switzerland</b>			
BOLLIGER Manfred	M	Skip	R
HUETTENMOSER Claudia	W	Third	L
MEYER Daniel	M	Second	R
KEHRLI Anton	M	Lead	L
BIERI Martin	M	Alternate	R
ROETHLISBERGER Nadia		Coach	

<b>ITA - Italy</b>			
TABANELLI Andrea	M	Skip	R
MARCHESE Egidio	M	Third	R
DALLAPICCOLA Gabriele	M	Second	R
MENARDI Angela	W	Lead	R
SPELORZI Emanuele	M	Alternate	R
MAINO Mauro		Coach	

<b>SWE - Sweden</b>			
JUNGNELL Jalle	M	Skip	R
IKONEN Glenn	M	DSQ	R
BURMAN Patrik	M	Second	R
WILHELM Anette	W	Lead	R
KALLIN Patrik	M	Alternate	R
NORDIN Tomas		Coach	

<b>JPN - Japan</b>			
NAKAJIMA Yoji	M	Skip	R
ICHIKAWA Katsuo	M	Third	R
HIDAI Takashi	M	Second	R
SAITOH Ayako	W	Lead	R
OGAWA Aki	W	Alternate	R
UCHIBORI Katsuji		Coach	

<b>USA - United States of America</b>			
PEREZ Augusto	M	Skip	R
McDONALD Patrick	M	Third	R
PIERCE Jim	M	Second	C
KAPINOWSKI Jacqui	W	Lead	L
JOSEPH Jimmy	M	Alternate	R
SCHIEBER Rusty		Coach	

<b>LEGEND</b>			
C Centre	L Left	M Man	R Right
			W Woman

**IKONEN G has been disqualified (DSQ) from the competition. For further information please see the official communication #1.**



## COMPETITION OFFICIALS / OFFICIELS DE COMPÉTITION

As of FRI 12 MAR 2010 / En date du VEN 12 MAR 2010

Function	Name	NPC
WCF Vice President (TD)	CAITHNESS Kate	GBR
WCF Dir. of Competition (TD)	WENDORF Keith	CAN
Chief Umpire	ADDISON Ian	GBR
Deputy Chief Umpire	KIRTON Linda	CAN
Game Umpire	BUTLER Donna	CAN
	FORSYTHE Bill	USA
	STEPHEN Alan	GBR
	TORDRUP Alex	DEN
	WENDORF Susan	CAN
Chief Ice Technician	LUCK Peter	SUI
Deputy Chief Ice Technician	LARSEN Jorgen	DEN
Chief Timing Supervisor	McARTON Ken	CAN
Classifier/Doping Control	BURT Andrew	GBR
Chief Statistician	SAAGER Christian	SUI

### LEGEND

TD Technical Delegate



## COMPETITION SCHEDULE / HORAIRE DES ÉPREUVES

As of TUE 9 MAR 2010 / En date du MAR 9 MAR 2010

Date	Time	Session	Sheet A	Sheet B	Sheet C	Sheet D	BYE	
SAT 13 MAR	12:30	1	KOR - USA	GBR - CAN	SWE - SUI	GER - NOR	ITA, JPN	
	18:00	2	ITA - JPN	SWE - KOR	NOR - GBR	CAN - USA	GER, SUI	
SUN 14 MAR	12:30	3	NOR - CAN	ITA - SUI	USA - GER	JPN - KOR	GBR, SWE	
	18:00	4	SWE - ITA	JPN - GER		SUI - GBR	CAN, KOR, NOR, USA	
MON 15 MAR	12:30	5	GBR - KOR	NOR - SWE	JPN - CAN	USA - ITA	GER, SUI	
	18:00	6	GER - SUI	GBR - USA	KOR - NOR	SWE - CAN	ITA, JPN	
TUE 16 MAR	12:30	7		CAN - SUI	ITA - GER	NOR - JPN	GBR, KOR, SWE, USA	
	18:00	8	USA - SWE	KOR - ITA	SUI - JPN	GBR - GER	CAN, NOR	
WED 17 MAR	12:30	9	CAN - GER	SWE - GBR	NOR - USA	KOR - SUI	ITA, JPN	
	18:00	10	ITA - NOR	USA - JPN	CAN - KOR		GBR, GER, SUI, SWE	
THU 18 MAR	12:30	11	SUI - USA	GER - KOR	GBR - ITA	JPN - SWE	CAN, NOR	
	18:00	12	JPN - GBR	SUI - NOR	GER - SWE	ITA - CAN	KOR, USA	
FRI 19 MAR	9:00		Tie-breaker Session (if necessary)					
	14:30		Tie-breaker Session (if necessary)					
	20:00		Tie-breaker Session (if necessary)					
SAT 20 MAR	10:00		Semifinals					
	15:30		Finals, followed by Victory Ceremony					

### NOTES

First named team in each game plays red-handled stones and wears dark coloured upper playing garments.

Daylight Saving Time begins on Sunday March 14.



**OFFICIAL COMMUNICATION / COMMUNICATION OFFICIELLE**

**Item: 1**

**IKONEN Glenn (SWE) disqualified from the Wheelchair Curling Event**

The Swedish Wheelchair Curling player IKONEN Glenn committed a possible anti-doping rule violation.

He is disqualified for this event.

Under the IPC rules, the Swedish team is allowed to continue in the event.

Issued by: WCF Technical Delegate CAITHNESS Kate  
Time: 14:50  
Date: 20 MAR 2010

This decision affects:

RESULTS   
SCHEDULE   
OTHER

**NOTES**

For more information, contact the IPC



[vancouver2010.com](http://vancouver2010.com)

Vancouver Organizing Committee for the 2010 Olympic and Paralympic Winter Games  
Comité d'organisation des Jeux olympiques et paralympiques d'hiver de 2010 à Vancouver

™ Trademark © Copyright 2006 Vancouver Organizing Committee for the 2010 Olympic and Paralympic Winter Games. All rights reserved.  
Printed on 10% post-consumer recycled paper, processed chlorine free.