



Official Results Book  
Sledge Hockey

13 to 20 March

Brochure des résultats officiels  
Hockey sur luge

13 au 20 mars



## TABLE OF CONTENTS / TABLE DES MATIÈRES

Table of Contents

Competition Schedule

### Team Rosters

CAN - Canada  
CZE - Czech Republic  
ITA - Italy  
JPN - Japan  
KOR - Korea  
NOR - Norway  
SWE - Sweden  
USA - United States

Tournament Progress – Preliminary Round

Tournament Progress – Play-off Round

Medallists

## Results

### Preliminary Round

#### Game 1: CAN - ITA

Line-ups  
Game Summary  
Shot Chart  
Face-off Chart

#### Game 2: NOR - SWE

Line-ups  
Game Summary  
Shot Chart  
Face-off Chart

#### Game 3: USA - KOR

Line-ups  
Game Summary  
Shot Chart  
Face-off Chart

#### Game 4: JPN - CZE

Line-ups  
Game Summary  
Shot Chart  
Face-off Chart

#### Game 5: NOR - ITA

Line-ups  
Game Summary  
Shot Chart  
Face-off Chart



---

## TABLE OF CONTENTS / TABLE DES MATIÈRES

### **Game 6: CAN - SWE**

Line-ups  
Game Summary  
Shot Chart  
Face-off Chart

### **Game 7: USA - CZE**

Line-ups  
Game Summary  
Shot Chart  
Face-off Chart

### **Game 8: JPN - KOR**

Line-ups  
Game Summary  
Shot Chart  
Face-off Chart

### **Game 9: CZE - KOR**

Line-ups  
Game Summary  
Shot Chart  
Face-off Chart

### **Game 10: ITA - SWE**

Line-ups  
Game Summary  
Shot Chart  
Face-off Chart

### **Game 11: USA - JPN**

Line-ups  
Game Summary  
Shot Chart  
Face-off Chart

### **Game 12: NOR - CAN**

Line-ups  
Game Summary  
Shot Chart  
Face-off Chart

## **Play-off Round**

### **Playoffs 5<sup>th</sup> – 8<sup>th</sup>**

#### **Game 13: CZE - ITA**

Line-ups  
Game Summary  
Shot Chart  
Face-off Chart



## TABLE OF CONTENTS / TABLE DES MATIÈRES

### Game 14: SWE - KOR

Line-ups  
Game Summary  
Shot Chart  
Face-off Chart

### Semi-finals

#### Game 15: CAN - JPN

Line-ups  
Game Summary  
Shot Chart  
Face-off Chart

#### Game 16: USA - NOR

Line-ups  
Game Summary  
Shot Chart  
Face-off Chart

### Classification

#### 7<sup>th</sup> – 8<sup>th</sup> Game

##### Game 17: ITA - SWE

Line-ups  
Game Summary  
Shot Chart  
Face-off Chart

#### 5<sup>th</sup> – 6<sup>th</sup> Game

##### Game 18: CZE - KOR

Line-ups  
Game Summary  
Shot Chart  
Face-off Chart

### Bronze Medal Game

#### Game 19: NOR - CAN

Line-ups  
Game Summary  
Shot Chart  
Face-off Chart

### Gold Medal Game

#### Game 20: USA - JPN

Line-ups  
Game Summary  
Shot Chart  
Face-off Chart



---

## TABLE OF CONTENTS / TABLE DES MATIÈRES

### Statistics

Team Statistics

#### Players Statistics by Team

CAN - Canada  
CZE - Czech Republic  
ITA - Italy  
JPN - Japan  
KOR - Korea  
NOR - Norway  
SWE - Sweden  
USA - United States

Goalkeepers

Scoring Leaders

Goal Scoring Leaders

Assists Leaders

Defensemen Scoring Leaders

Face-off Leaders

Plus-Minus Leaders

Most Penalised Players

Best Players Selected by the Directorate

MVP and All Star Team

Competition Officials



## COMPETITION SCHEDULE / HORAIRE DES ÉPREUVES

As of THU 18 MAR 2010 / En date du JEU 18 MAR 2010

Date	Start Time	Game	Venue
SAT 13 MAR	10 : 00	Preliminary Round - Group B Game 1 - CAN vs ITA	UBC Thunderbird Arena
	13 : 30	Preliminary Round - Group B Game 2 - NOR vs SWE	UBC Thunderbird Arena
	17 : 00	Preliminary Round - Group A Game 3 - USA vs KOR	UBC Thunderbird Arena
	20 : 30	Preliminary Round - Group A Game 4 - JPN vs CZE	UBC Thunderbird Arena
SUN 14 MAR	10 : 00	Preliminary Round - Group B Game 5 - NOR vs ITA	UBC Thunderbird Arena
	13 : 30	Preliminary Round - Group B Game 6 - CAN vs SWE	UBC Thunderbird Arena
	17 : 00	Preliminary Round - Group A Game 7 - USA vs CZE	UBC Thunderbird Arena
	20 : 30	Preliminary Round - Group A Game 8 - JPN vs KOR	UBC Thunderbird Arena
TUE 16 MAR	10 : 00	Preliminary Round - Group A Game 9 - CZE vs KOR	UBC Thunderbird Arena
	13 : 30	Preliminary Round - Group B Game 10 - ITA vs SWE	UBC Thunderbird Arena
	17 : 00	Preliminary Round - Group A Game 11 - USA vs JPN	UBC Thunderbird Arena
	20 : 30	Preliminary Round - Group B Game 12 - NOR vs CAN	UBC Thunderbird Arena
WED 17 MAR	12 : 00	Classifications - Game 13 - CZE vs ITA	UBC Thunderbird Arena
	19 : 00	Classifications - Game 14 - SWE vs KOR	UBC Thunderbird Arena
THU 18 MAR	12 : 00	Play-offs Semifinals - Game 15 - CAN vs JPN	UBC Thunderbird Arena
	19 : 00	Play-offs Semifinals - Game 16 - USA vs NOR	UBC Thunderbird Arena
FRI 19 MAR	12 : 00	Classifications - 7th/8th - Game 17 - ITA vs SWE	UBC Thunderbird Arena
	15 : 30	Classifications - 5th/6th - Game 18 - CZE vs KOR	UBC Thunderbird Arena
	19 : 00	Bronze Medal Game - Game 19 - NOR vs CAN	UBC Thunderbird Arena
SAT 20 MAR	12 : 00	Gold Medal Game - Game 20 - USA vs JPN	UBC Thunderbird Arena

### NOTES

Order of the games with "tbd" in place of the team match-up will be decided by IPC Ice Sledge Hockey upon completion of the previous round.

### LEGEND

**Ln** Loser of game n      **Wn** Winner of game n



## TEAM ROSTER / COMPOSITION DE L'ÉQUIPE

**REVISION**

As of SAT 13 MAR 2010 / En date du SAM 13 MAR 2010

Initial Registration 10 MAR 2010

### CAN - Canada

No	Name	Pos	Date of Birth	Club	Registration
3	LORD Herve	F	3 MAR 1958	Team Canada	
4	WHITSON Derek	F	21 JUN 1989	Team Canada	
7	DORION Marc	F	22 JUN 1987	Team Canada	
8	BOOKER Jeremy	F	8 NOV 1986	Team Canada	
10	MATHESON Shawn	F	6 MAY 1972	Team Canada	
11	DIXON Adam	D	13 AUG 1989	Team Canada	
12	WESTLAKE Greg	F	12 JUN 1986	Team Canada	
17	LABONTE Jean	D	20 MAR 1969	Team Canada	
18	BRIDGES Billy	F	22 MAR 1984	Team Canada	
19	NICHOLSON Todd	F	28 JAN 1969	Team Canada	
21	GRASSI Raymond	D	11 FEB 1983	Team Canada	
22	ST-AMAND Benoit	GK	19 APR 1978	Team Canada	
27	BOWDEN Brad	F	26 MAY 1983	Team Canada	
29	MURRAY Graeme	D	14 DEC 1984	Team Canada	
57	ROSEN Paul	GK	26 APR 1960	Team Canada	

**Total:** 13 players and 2 goalkeepers

#### Team Officials:

Function	Name	Citizenship	Date of Birth
<b>Head Coach:</b>	SNYDER Jeff	CAN	20 AUG 1962
<b>Assistant Coach:</b>	MONDIN Mike	CAN	30 OCT 1956
<b>Assistant Coach:</b>	FRYDBERG Shawn	CAN	23 MAR 1976
<b>Team Leader:</b>	CROCKATT Adam	CAN	7 MAR 1981
<b>Physiotherapist:</b>	CARBONETTE Tony	CAN	29 SEP 1972

#### LEGEND

<b>D</b> Defence	<b>DSQ</b> Disqualified	<b>F</b> Forward	<b>GK</b> Goalkeeper
<b>No</b> Jersey number	<b>Pos</b> Position		

Correction of Date of Birth for Assistant Coach FRYDBERG Shawn



## TEAM ROSTER / COMPOSITION DE L'ÉQUIPE

As of WED 10 MAR 2010 / En date du MER 10 MAR 2010

Initial Registration 10 MAR 2010

### CZE - Czech Republic

No	Name	Pos	Date of Birth	Club	Registration
6	VAPENKA Michal	GK	18 AUG 1973	Sparta Praha	
10	BERGER Jiri	F	22 JUN 1975	Sharks Karlovy Vary	
17	MATOUSEK Jan	GK	17 MAY 1985	Sitting Bears Zlin	
21	KVOCH Tomas	D	20 SEP 1966	Sharks Karlovy Vary	
24	SAFRANEK Zdenek	F	21 FEB 1982	Dragons Kolin	
26	KLIMA Zdenek	D	21 JAN 1974	B.B. Kings C. Budejovice	
29	KUBES Pavel	D	25 NOV 1983	Dragons Kolin	
30	FOJTIK Erik	F	7 MAY 1972	KES Studenka	
65	HRBEK Miroslav	D	26 FEB 1965	Sharks Karlovy Vary	
74	GEIER Michal	F	7 APR 1986	Sharks Karlovy Vary	
75	RAUL Jiri	F	10 OCT 1977	Dragons Kolin	
77	PALAT David	F	17 MAY 1984	Sitting Bears Zlin	
82	HABL Zdenek	F	17 APR 1982	Sitting Bears Zlin	
96	KRUPICKA Zdenek	F	22 FEB 1980	Sparta Praha	

**Total:** 12 players and 2 goalkeepers

#### Team Officials:

Function	Name	Citizenship	Date of Birth
<b>Head Coach:</b>	ZELENKA Tomas	CZE	20 NOV 1975
<b>Assistant Coach:</b>	KOVAR Frantisek	CZE	8 DEC 1956
<b>Equipment Manager:</b>	HORNICH Martin	CZE	8 APR 1976
<b>Physiotherapist:</b>	MAJKUSOVA Aneta	CZE	7 OCT 1982
<b>Team Doctor:</b>	SOJDR Radim	CZE	3 MAY 1983

#### LEGEND

**D** Defence

**DSQ** Disqualified

**F** Forward

**GK** Goalkeeper

**No** Jersey number

**Pos** Position





## TEAM ROSTER / COMPOSITION DE L'ÉQUIPE

As of WED 10 MAR 2010 / En date du MER 10 MAR 2010

Initial Registration 10 MAR 2010

### ITA - Italy

No	Name	Pos	Date of Birth	Club	Registration
1	STILLITANO Santino	GK	26 JUN 1969	Armata Brancaleone	
3	ROSA Gianluigi	D	27 JUN 1987	Aquile del Sud Tirolo	
5	PLANKER Florian	F	8 FEB 1977	Aquile del Sud Tirolo	
6	CAVALIERE Gian Luca	D	11 JUN 1971	Aquile del Sud Tirolo	
7	WINKLER Werner	F	18 SEP 1968	Aquile del Sud Tirolo	
8	RADICE Roberto	D	27 AUG 1981	Armata Brancaleone	
11	MAGISTRELLI Ambrogio	D	4 JUN 1960	Armata Brancaleone	
14	BALOSSETTI Bruno	D	14 JUN 1973	Armata Brancaleone	
15	ARAUDO Gabriele	GK	5 AUG 1974	Tori Seduti	
16	CHIAROTTI Andrea	F	5 DEC 1966	Tori Seduti	
20	STELLA Igor	F	28 DEC 1981	Armata Brancaleone	
68	CORVINO Valerio	F	15 NOV 1975	Tori Seduti	
69	CONDELLO Giuseppe	D	21 AUG 1971	Tori Seduti	
73	LEPERDI Gregory	F	24 JUN 1973	Tori Seduti	
88	KANESTRIN Rupert	D	6 NOV 1965	Aquile del Sud Tirolo	

**Total:** 13 players and 2 goalkeepers

#### Team Officials:

Function	Name	Citizenship	Date of Birth
<b>Head Coach:</b>	da RIN Massimo	ITA	2 DEC 1960
<b>Assistant Coach:</b>	SEGATA Angelo	ITA	11 OCT 1946
<b>Team Leader:</b>	COLONNA-PRETI Daniela	ITA	3 APR 1958
<b>Equipment Manager:</b>	MARCHIORATO Roberto	ITA	14 MAY 1945
<b>Physiotherapist:</b>	ROSSIGNOLO Fabio	ITA	23 MAR 1971

#### LEGEND

<b>D</b> Defence	<b>DSQ</b> Disqualified	<b>F</b> Forward	<b>GK</b> Goalkeeper
<b>No</b> Jersey number	<b>Pos</b> Position		



## TEAM ROSTER / COMPOSITION DE L'ÉQUIPE

As of THU 11 MAR 2010 / En date du JEU 11 MAR 2010

Initial Registration 10 MAR 2010

### JPN - Japan

No	Name	Pos	Date of Birth	Club	Registration
10	ENDO Takayuki	D	19 MAR 1978	Tokyo Ice Burns	11 MAR 2010
13	YOSHIKAWA Mamoru	F	18 FEB 1970	Nagano Thunderbirds	11 MAR 2010
17	MAJIMA Makoto	F	24 AUG 1971	Nagano Thunderbirds	11 MAR 2010
18	NAKAMURA Toshiyuki	D	8 MAR 1969	Nagano Thunderbirds	11 MAR 2010
21	FUKUSHIMA Shinobu	GK	14 DEC 1956	Nagano Thunderbirds	11 MAR 2010
23	ISHIDA Naohiko	D	9 AUG 1967	Nagano Thunderbirds	11 MAR 2010
24	SUDO Satoru	D	23 OCT 1970	Hokkaido Bears	11 MAR 2010
25	MISAWA Eiji	F	22 FEB 1973	Hokkaido Bears	11 MAR 2010
27	ANNAKA Mikio	F	15 AUG 1971	Tokyo Ice Burns	11 MAR 2010
29	MARUO Tomohiko	F	7 MAR 1968	Nagano Thunderbirds	11 MAR 2010
32	UEHARA Daisuke	F	27 DEC 1981	Nagano Thunderbirds	11 MAR 2010
33	YAGUCHI Atsuya	F	27 NOV 1976	Nagano Thunderbirds	11 MAR 2010
39	NAGASE Mitsuru	GK	23 JAN 1976	Hokkaido Bears	11 MAR 2010
55	TAKAHASHI Kazuhiro	F	4 DEC 1978	Tokyo Ice Burns	11 MAR 2010
59	ITO Noritaka	F	29 MAY 1983	Hokkaido Bears	11 MAR 2010

**Total:** 13 players and 2 goalkeepers

#### Team Officials:

Function	Name	Citizenship	Date of Birth
<b>Head Coach:</b>	NAKAKITA Kojin	JPN	28 SEP 1963
<b>Assistant Coach:</b>	TAKAHASHI Yasuhiko	JPN	10 OCT 1954
<b>Assistant Coach:</b>	AOKI Yoshihiro	JPN	19 JUN 1975
<b>Team Leader:</b>	KOYAMA Sachiko	JPN	22 NOV 1959
<b>Equipment Manager:</b>	HATANO Tetsuya	JPN	14 DEC 1967

#### LEGEND

<b>D</b> Defence	<b>DSQ</b> Disqualified	<b>F</b> Forward	<b>GK</b> Goalkeeper
<b>No</b> Jersey number	<b>Pos</b> Position		



## TEAM ROSTER / COMPOSITION DE L'ÉQUIPE

As of WED 10 MAR 2010 / En date du MER 10 MAR 2010

Initial Registration 10 MAR 2010

### KOR - Korea

No	Name	Pos	Date of Birth	Club	Registration
1	CHOI Hyuk-Jun	GK	12 JUL 1972	Gangwon Provincial Office	
8	SA Sung-Keun	F	27 JAN 1967	Gangwon Provincial Office	
10	CHO Young-Jae	D	10 JAN 1985	Gangwon Provincial Office	
14	JUNG Seung-Hwan	F	9 JAN 1986	Gangwon Provincial Office	
15	PARK Woo-Chul	D	4 APR 1973	Gangwon Provincial Office	
20	JANG Dong-Shin	D	10 JAN 1976	Gangwon Provincial Office	
23	LEE Yong-Min	D	20 DEC 1974	Gangwon Provincial Office	
26	KIM Dea-Jung	F	7 JUL 1970	Redbulls IceSledge Hockey	
27	CHO Byeong-Seok	F	6 JUN 1985	Gangwon Provincial Office	
28	LEE Jong-Kyung	F	28 OCT 1973	Gangwon Provincial Office	
44	LEE Hae-Man	F	20 FEB 1972	Yonsei Eagles IceSledge H	
55	JANG Jong-Ho	F	29 MAR 1984	Gangwon Provincial Office	
68	HAN Min-Su	D	3 JUN 1970	Gangwon Provincial Office	
74	CHUNG Young-Hoon	GK	5 MAY 1974	Yonsei Eagles IceSledge H	
88	PARK Sang-Hyeon	F	9 SEP 1973	Redbulls IceSledge Hockey	

**Total:** 13 players and 2 goalkeepers

#### Team Officials:

Function	Name	Citizenship	Date of Birth
<b>Head Coach:</b>	LEE Young-Kook	KOR	11 DEC 1964
<b>Assistant Coach:</b>	HUH Jung-Woo	KOR	4 OCT 1967
<b>Assistant Coach:</b>	HA Jin-Heon	KOR	19 JAN 1966
<b>Team Leader:</b>	LEE Hyeong-Seob	KOR	27 DEC 1978
<b>Physiotherapist:</b>	KIM Hong-Reg	KOR	22 FEB 1980

#### LEGEND

<b>D</b> Defence	<b>DSQ</b> Disqualified	<b>F</b> Forward	<b>GK</b> Goalkeeper
<b>No</b> Jersey number	<b>Pos</b> Position		



## TEAM ROSTER / COMPOSITION DE L'ÉQUIPE

As of WED 10 MAR 2010 / En date du MER 10 MAR 2010

Initial Registration 10 MAR 2010

### NOR - Norway

No	Name	Pos	Date of Birth	Club	Registration
1	JOHANSEN Roger	GK	4 FEB 1973	Norway	
3	PEDERSEN Rolf Einar	F	4 NOV 1969	Norway	
4	ROVELSTAD Tommy	D	8 NOV 1972	Norway	
7	HAGEN Eskil	D	13 JUN 1970	Norway	
8	SVEE Stig Tore	F	16 DEC 1963	Norway	
9	VAERNES Morten	D	6 DEC 1981	Norway	
11	BJORNSTAD Helge	F	14 OCT 1971	Norway	
13	ROYNE Kjell Vidar	F	1 AUG 1970	Norway	
16	NORDSTOGA Knut Andre	D	18 FEB 1983	Norway	
17	JOHANSEN Loyd Remi	F	25 JUL 1987	Norway	
19	DENG Kissinger	GK	31 MAY 1979	Norway	
21	AUSTEVOLL Ole Bjarte	D	6 AUG 1970	Norway	
22	BAKKE Audun	F	5 NOV 1988	Norway	
85	JACOBSEN Thomas	F	4 NOV 1987	Norway	

**Total:** 12 players and 2 goalkeepers

#### Team Officials:

Function	Name	Citizenship	Date of Birth
<b>Head Coach:</b>	HAGLUND Morten	NOR	17 AUG 1974
<b>Assistant Coach:</b>	DAHLSTROM Frank	NOR	5 AUG 1967
<b>Assistant Coach:</b>	KINGSTON George	CAN	20 AUG 1939
<b>Team Leader:</b>	NYHOLT Kent	NOR	30 JUN 1971
<b>Equipment Manager:</b>	BJOERSVIK Jan	NOR	1 JUN 1964

#### LEGEND

**D** Defence  
**No** Jersey number

**DSQ** Disqualified  
**Pos** Position

**F** Forward

**GK** Goalkeeper



## TEAM ROSTER / COMPOSITION DE L'ÉQUIPE

**REVISION**

As of SAT 13 MAR 2010 / En date du SAM 13 MAR 2010

Initial Registration 10 MAR 2010

### SWE - Sweden

No	Name	Pos	Date of Birth	Club	Registration
1	LINDELL Albin	F	15 FEB 1989	Malmoe	
2	SVENSSON Dan	F	5 JAN 1986	Malmoe	
3	INGVARSSON Niklas	D	3 JUN 1978	Malmoe	
4	ANDERSON Aron	F	26 JAN 1988	Nacka	
5	NILSSON Ulf	GK	22 MAY 1964	Malmoe	
8	KASPERI Per	F	20 MAY 1993	Nacka	
10	EDBOM Jan	GK	24 JUN 1957	Nacka	
11	LUNDGREN Rasmus	D	13 AUG 1991	Malmoe	
13	KASK Jens	F	20 APR 1966	Nacka	
15	CARLSSON Magnus	F	3 JUL 1970	Malmoe	
18	ENGMARK Dedjo	F	16 MAR 1972	Malmoe	
19	WISTRAND Anders	F	7 APR 1983	Nacka	
20	RAKOS Niklas	F	24 SEP 1986	Nacka	
21	HOLM Marcus	F	5 DEC 1973	Nacka	

**Total:** 12 players and 2 goalkeepers

#### Team Officials:

Function	Name	Citizenship	Date of Birth
<b>Head Coach:</b>	EDBOM Jan	SWE	24 JUN 1957
<b>Assistant Coach:</b>	LUNDGREN Jorgen	SWE	8 OCT 1961
<b>Team Leader:</b>	KASPERI Allan	SWE	17 JUL 1957
<b>Equipment Manager:</b>	SETTERBERG Benny	SWE	3 JUN 1961
<b>Physiotherapist:</b>	FAHL Richard	SWE	15 FEB 1968

#### LEGEND

<b>D</b> Defence	<b>DSQ</b> Disqualified	<b>F</b> Forward	<b>GK</b> Goalkeeper
<b>No</b> Jersey number	<b>Pos</b> Position		

Corrected spelling of family name for player no. 15 CARLSSON Magnus



## TEAM ROSTER / COMPOSITION DE L'ÉQUIPE

As of THU 11 MAR 2010 / En date du JEU 11 MAR 2010

Initial Registration 10 MAR 2010

### USA - United States

No	Name	Pos	Date of Birth	Club	Registration
3	JONES Tim	F	16 DEC 1987	Pennsylvania Center-Pedes	11 MAR 2010
4	CONNELLY Jimmy	D	27 OCT 1989	Pennsylvania Center-Pedes	11 MAR 2010
5	EMMERSON Brad	F	16 DEC 1985	Buffalo Sabres Sled	11 MAR 2010
7	LIPSETT Taylor	F	20 JAN 1987	Dallas Ice Hawks Sled	11 MAR 2010
8	SHAW Greg	F	28 FEB 1990	NAC Golden Eagles	11 MAR 2010
9	YOHE Andy	D	21 JUL 1978	RIC Blackhawks	11 MAR 2010
14	PAULS Josh	F	31 DEC 1992	New York Rangers Sled	11 MAR 2010
15	LANDEROS Nikko	D	28 APR 1989	Colorado Avalanche Sled	11 MAR 2010
19	CHACE Taylor	D	9 MAY 1986	Northeast Passage	11 MAR 2010
20	PAGE Adam	F	10 MAR 1992	Buffalo Sabres Sled	11 MAR 2010
21	SALAMONE Alexi	F	17 JUN 1987	Buffalo Sabres Sled	11 MAR 2010
23	HOWARD Joe	F	22 MAY 1966	Northeast Passage	11 MAR 2010
25	TORRES Bubba	F	31 OCT 1991	Pennsylvania Center-Pedes	11 MAR 2010
27	BLABAC Mike	GK	18 JAN 1974	Buffalo Sabres Sled	11 MAR 2010
34	CASH Steve	GK	9 MAY 1989	DASA Blues	11 MAR 2010

**Total:** 13 players and 2 goalkeepers

#### Team Officials:

Function	Name	Citizenship	Date of Birth
<b>Head Coach:</b>	MALUTA Ray	USA	24 JUL 1954
<b>Assistant Coach:</b>	CORBO JR Bill	USA	8 DEC 1964
<b>Team Leader:</b>	O CONNOR JJ	USA	7 DEC 1978
<b>Equipment Manager:</b>	SANDBERG Bill	USA	30 MAR 1964
<b>Physiotherapist:</b>	BREWSTER Brian	USA	31 JAN 1976

#### LEGEND

<b>D</b> Defence	<b>DSQ</b> Disqualified	<b>F</b> Forward	<b>GK</b> Goalkeeper
<b>No</b> Jersey number	<b>Pos</b> Position		



## TOURNAMENT PROGRESS / DÉROULEMENT DU TOURNOI

As of TUE 16 MAR 2010 / En date du MAR 16 MAR 2010

Game	Group	Date	Time	Teams	Results	1	2	3	OT	GWS	Venue
1	B	SAT 13 MAR	10:00	CAN - ITA	4 - 0	1 - 0	0 - 0	3 - 0			UBC Thunderbird Arena
2	B	SAT 13 MAR	13:30	NOR - SWE	2 - 1	0 - 1	0 - 0	1 - 0	0 - 0	1 - 0	UBC Thunderbird Arena
3	A	SAT 13 MAR	17:00	USA - KOR	5 - 0	1 - 0	2 - 0	2 - 0			UBC Thunderbird Arena
4	A	SAT 13 MAR	20:30	JPN - CZE	2 - 1	0 - 0	1 - 0	1 - 1			UBC Thunderbird Arena
5	B	SUN 14 MAR	10:00	NOR - ITA	2 - 1	0 - 1	0 - 0	2 - 0			UBC Thunderbird Arena
6	B	SUN 14 MAR	13:30	CAN - SWE	10 - 1	4 - 1	4 - 0	2 - 0			UBC Thunderbird Arena
7	A	SUN 14 MAR	17:00	USA - CZE	3 - 0	1 - 0	1 - 0	1 - 0			UBC Thunderbird Arena
8	A	SUN 14 MAR	20:30	JPN - KOR	5 - 0	3 - 0	0 - 0	2 - 0			UBC Thunderbird Arena
9	A	TUE 16 MAR	10:00	CZE - KOR	4 - 2	2 - 0	2 - 0	0 - 2			UBC Thunderbird Arena
10	B	TUE 16 MAR	13:30	ITA - SWE	0 - 1	0 - 0	0 - 1	0 - 0			UBC Thunderbird Arena
11	A	TUE 16 MAR	17:00	USA - JPN	6 - 0	2 - 0	2 - 0	2 - 0			UBC Thunderbird Arena
12	B	TUE 16 MAR	20:30	NOR - CAN	0 - 5	0 - 2	0 - 3	0 - 0			UBC Thunderbird Arena

### Group A

Rank (GR)	Team	GP	W	OTW	OTL	L	PTS	GDF	GF:GA
1	USA	3	3	0	0	0	9	+14	14 : 0
2	JPN	3	2	0	0	1	6	0	7 : 7
3	CZE	3	1	0	0	2	3	-2	5 : 7
4	KOR	3	0	0	0	3	0	-12	2 : 14

### Group B

Rank (GR)	Team	GP	W	OTW	OTL	L	PTS	GDF	GF:GA
1	CAN	3	3	0	0	0	9	+18	19 : 1
2	NOR	3	1	1	0	1	5	-3	4 : 7
3	SWE	3	1	0	1	1	4	-9	3 : 12
4	ITA	3	0	0	0	3	0	-6	1 : 7

### NOTES

Rank within each group (GR) is based on points. For tie-break rules see 'Competition Format and Rules'.

### LEGEND

<b>1</b>	1st period	<b>2</b>	2nd period	<b>3</b>	3rd period	<b>DSQ</b>	Disqualified	<b>GA</b>	Goals against
<b>GDF</b>	Goal difference	<b>GF</b>	Goals for	<b>GP</b>	Games played	<b>GWS</b>	Game winning shot	<b>L</b>	Losses
<b>OT</b>	Overtime	<b>OTL</b>	Overtime loss	<b>OTW</b>	Overtime win	<b>PTS</b>	Points	<b>W</b>	Wins



## TOURNAMENT PROGRESS / DÉROULEMENT DU TOURNOI

As of SAT 20 MAR 2010 / En date du SAM 20 MAR 2010

Game	Round	Date	Time	Teams	Results	1	2	3	OT	GWS	Venue
13	C5-8	WED 17 MAR	12:00	CZE - ITA	3 - 2	1 - 0	1 - 2	0 - 0	0 - 0	1 - 0	UBC Thunderbird Arena
14	C5-8	WED 17 MAR	19:00	SWE - KOR	1 - 2	0 - 1	1 - 0	0 - 1			UBC Thunderbird Arena
15	SF	THU 18 MAR	12:00	CAN - JPN	1 - 3	1 - 0	0 - 1	0 - 2			UBC Thunderbird Arena
16	SF	THU 18 MAR	19:00	USA - NOR	3 - 0	0 - 0	2 - 0	1 - 0			UBC Thunderbird Arena
17	C7-8	FRI 19 MAR	12:00	ITA - SWE	4 - 0	2 - 0	0 - 0	2 - 0			UBC Thunderbird Arena
18	C5-6	FRI 19 MAR	15:30	CZE - KOR	2 - 1	0 - 0	0 - 0	1 - 1	1 - 0		UBC Thunderbird Arena
19	BMG	FRI 19 MAR	19:00	NOR - CAN	2 - 1	0 - 0	0 - 0	2 - 1			UBC Thunderbird Arena
20	GMG	SAT 20 MAR	12:00	USA - JPN	2 - 0	1 - 0	0 - 0	1 - 0			UBC Thunderbird Arena

### Semifinals

### Finals

CAN	1	Game #15 MAR 18 12:00	JPN	0	United States	Gold Medal
JPN	3		USA	2		
USA	3	Game #16 MAR 18 19:00	NOR	0	Japan	Silver Medal
NOR	0		CAN	1	Norway	Bronze Medal
		Game #19 MAR 19 19:00 Bronze Medal Game	NOR	2		

### Classification Games

CZE	3	Game #13 MAR 17 12:00	CZE	2	Czech Republic	5th
ITA	2		KOR	1		
SWE	1	Game #14 MAR 17 19:00	KOR	2		
KOR	2		ITA	4	Italy	7th
		Game #17 MAR 19 12:00	SWE	0		

### Final Ranking

- Gold USA
- Silver JPN
- Bronze NOR
- 4 CAN
- 5 CZE
- 6 KOR
- 7 ITA
- 8 SWE

### NOTES

As it becomes known that a team will be in a game, that team's NPC code will replace the descriptive code. The order of the games with "tbd" in place of the team match-up and time will be decided upon completion of the previous round.

### LEGEND

<b>1</b>	1st period	<b>2</b>	2nd period	<b>3</b>	3rd period	<b>An</b>	Group A rank
<b>Bn</b>	Group B rank	<b>BMG</b>	Bronze medal game	<b>Cx-y</b>	Classification game	<b>DSQ</b>	Disqualified
<b>GMG</b>	Gold medal game	<b>GWS</b>	Game winning shot	<b>Ln</b>	Loser, game 'n'	<b>OT</b>	Overtime
<b>SF</b>	Semifinals	<b>tbd</b>	To be determined	<b>Wn</b>	Winner, game 'n'		





## MEDALLISTS / MÉDAILLÉ(E)S

As of SAT 20 MAR 2010 / En date du SAM 20 MAR 2010

GOLD	SILVER	BRONZE
<b>USA - United States</b>	<b>JPN - Japan</b>	<b>NOR - Norway</b>
3 JONES Tim	10 ENDO Takayuki	1 JOHANSEN Roger
4 CONNELLY Jimmy	13 YOSHIKAWA Mamoru	3 PEDERSEN Rolf Einar
5 EMMERSON Brad	17 MAJIMA Makoto	4 ROVELSTAD Tommy
7 LIPSETT Taylor	18 NAKAMURA Toshiyuki	7 HAGEN Eskil
8 SHAW Greg	21 FUKUSHIMA Shinobu	8 SVEE Stig Tore
9 YOHE Andy	23 ISHIDA Naohiko	9 VAERNES Morten
14 PAULS Josh	24 SUDO Satoru	11 BJORNSTAD Helge
15 LANDEROS Nikko	25 MISAWA Eiji	13 ROYNE Kjell Vidar
19 CHACE Taylor	27 ANNAKA Mikio	16 NORDSTOGA Knut Andre
20 PAGE Adam	29 MARUO Tomohiko	17 JOHANSEN Loyd Remi
21 SALAMONE Alexi	32 UEHARA Daisuke	19 DENG Kissinger
23 HOWARD Joe	33 YAGUCHI Atsuya	21 AUSTEVOLL Ole Bjarte
25 TORRES Bubba	39 NAGASE Mitsuru	22 BAKKE Audun
27 BLABAC Mike	55 TAKAHASHI Kazuhiro	85 JACOBSEN Thomas
34 CASH Steve	59 ITO Noritaka	



## LINE-UPS / ALIGNEMENTS

SAT 13 MAR 2010 / SAM 13 MAR 2010 START TIME / DÉBUT 10:00

### CAN - ITA

#### Referee(s)

MORRISON Johnathan (USA)

#### Linesmen

BEELEN Lodewijk (NED) , THOEGER-ANDRESEN Kai Gunnar (NOR)

#### Goalkeepers

Team: CAN

No.	Name	Gen
57	ROSEN Paul	M
22	ST-AMAND Benoit	M

Team: ITA

No.	Name	Gen
1	STILLITANO Santino	M
15	ARAUDO Gabriele	M

#### Team Line-ups

Team: CAN (red)

No.	Pos.	Name	Gen
11	D	DIXON Adam	M
17	D	LABONTE Jean +C	M
12	F	WESTLAKE Greg +A	M
19	F	NICHOLSON Todd	M
27	F	BOWDEN Brad +A	M
<hr/>			
21	D	GRASSI Raymond	M
29	D	MURRAY Graeme	M
7	F	DORION Marc	M
8	F	BOOKER Jeremy	M
18	F	BRIDGES Billy	M
<hr/>			
3	F	LORD Herve	M
4	F	WHITSON Derek	M
10	F	MATHESON Shawn	M

Head Coach: SNYDER Jeff

Team: ITA (white)

No.	Pos.	Name	Gen
3	D	ROSA Gianluigi	M
6	D	CAVALIERE Gian Luca +A	M
5	F	PLANKER Florian	M
7	F	WINKLER Werner	M
16	F	CHIAROTTI Andrea +C	M
<hr/>			
14	D	BALOSSETTI Bruno	M
69	D	CONDELLO Giuseppe	M
20	F	STELLA Igor	M
68	F	CORVINO Valerio	M
73	F	LEPERDI Gregory +A	M
<hr/>			
8	D	RADICE Roberto	M
11	D	MAGISTRELLI Ambrogio	M
88	D	KANESTRIN Rupert	M

Head Coach: da RIN Massimo

#### LEGEND

<b>D</b>	Defence	<b>F</b>	Forward	<b>Gen</b>	Gender	<b>No</b>	Jersey number
<b>Pos</b>	Position	<b>+A</b>	Assistant Captain	<b>+C</b>	Captain		



## GAME SUMMARY / RÉSUMÉ DE LA PARTIE

SAT 13 MAR 2010 / SAM 13 MAR 2010 START TIME / DÉBUT 10:00 END TIME / FINI À 11:51

**CAN - ITA 4 - 0 (1 - 0, 0 - 0, 3 - 0)**

Spectators	Referee(s)	Linesmen
	MORRISON Johnathan (USA)	BEELEN Lodewijk (NED) , THOEGER-ANDRESEN Kai Gunnar (NOR)

### Team Statistics

Period	Score	SVS	SOG	PIM	TPP	PPG	SHG
1	1 : 0	1 : 3	4 : 1	6 : 0	00:00 : 05:52	0 : 0	0 : 0
2	0 : 0	2 : 2	2 : 2	2 : 6	04:18 : 00:26	0 : 0	0 : 0
3	3 : 0	1 : 7	10 : 1	0 : 4	03:37 : 00:00	0 : 0	0 : 0
<b>Total</b>	<b>4 : 0</b>	<b>4 : 12</b>	<b>16 : 4</b>	<b>8 : 10</b>	<b>07:55 : 06:18</b>	<b>0 : 0</b>	<b>0 : 0</b>

### 1st Period

Action	Time	ET/Res	Team	Type	No	Name	(G)	Name of Assistant(s) / Action Description
GK	00:00		CAN		57	ROSEN P		- Goalkeeper in
GK	00:00		ITA		1	STILLITANO S		- Goalkeeper in
Penalty	02:58	04:58	CAN	2 min.	4	WHITSON D		- Interference
<b>Goal</b>	<b>09:28</b>	<b>1 : 0</b>	<b>CAN</b>	<b>EQ</b>	<b>7</b>	<b>DORION M</b>	(1)	18 BRIDGES B On Ice CAN 57 7 8 18 21 29 ITA 1 3 5 6 7 16
Penalty	10:58	12:58	CAN	2 min.	-	Team penalty		- Too Many Players on the Ice
Penalty	13:08	15:08	CAN	2 min.	12	WESTLAKE G		- Charging

### 2nd Period

Action	Time	ET/Res	Team	Type	No	Name	(G)	Name of Assistant(s) / Action Description
Penalty	16:05	18:05	ITA	2 min.	5	PLANKER F		- Interference
Penalty	20:27	22:27	ITA	2 min.	69	CONDELLO G		- Teeing
Penalty	23:48	25:48	CAN	2 min.	21	GRASSI R		- Elbowing
Penalty	24:06	26:06	ITA	2 min.	14	BALOSSETTI B		- Interference

### 3rd Period

Action	Time	ET/Res	Team	Type	No	Name	(G)	Name of Assistant(s) / Action Description
<b>Goal</b>	<b>34:04</b>	<b>2 : 0</b>	<b>CAN</b>	<b>EQ</b>	<b>12</b>	<b>WESTLAKE G</b>	(1)	11 DIXON A On Ice CAN 57 11 12 17 18 27 17 LABONTE J ITA 1 8 14 68 69 73
Penalty	34:26	36:26	ITA	2 min.	69	CONDELLO G		- Roughing
<b>Goal</b>	<b>38:48</b>	<b>3 : 0</b>	<b>CAN</b>	<b>EQ</b>	<b>12</b>	<b>WESTLAKE G</b>	(2)	27 BOWDEN B On Ice CAN 57 11 12 17 18 27 ITA 1 6 14 68 69 73
<b>Goal</b>	<b>39:18</b>	<b>4 : 0</b>	<b>CAN</b>	<b>EQ</b>	<b>17</b>	<b>LABONTE J</b>	(1)	On Ice CAN 57 11 12 17 18 27 ITA 1 3 5 7 16 69
Penalty	43:23	45:00	ITA	2 min.	7	WINKLER W		- Charging
GK	45:00		CAN					57 ROSEN P - Goalkeeper out
GK	45:00		ITA					1 STILLITANO S - Goalkeeper out

### Goalkeeper Records

Team : CAN - Canada

Team : ITA - Italy

No	Name	SOG	SVS	MIP
57	ROSEN Paul	4	4	45:00
22	ST-AMAND Benoit			

No	Name	SOG	SVS	MIP
1	STILLITANO Santino	16	12	45:00
15	ARAUDO Gabriele			

### Game Statistics

Team : CAN (red)



PRELIMINARY ROUND - GROUP B - GAME 1  
MANCHE PRÉLIMINAIRE - GROUPE B - MATCH 1

No	Pos	Name	G	A	PIM	Shots on Goal					+/-	Time on Ice					
						1	2	3	OT	TS		1	2	3	OT	TOT	SHF
11	D	DIXON Adam	0	1	0	0	0	0	0	0	+3	8:37	10:35	7:46	26:58	13	2:04
12	F	WESTLAKE Greg +A	2	0	2	2	2	3	7	+3	4:49	9:06	6:55	20:50	11	1:53	
17	D	LABONTE Jean +C	1	1	0	0	0	1	1	+3	8:07	7:30	7:27	23:04	13	1:46	
19	F	NICHOLSON Todd	0	0	0	0	0	0	0	0	2:46	4:50	5:04	12:40	11	1:09	
27	F	BOWDEN Brad +A	0	1	0	0	0	0	0	+3	5:11	8:20	6:43	20:14	10	2:01	
7	F	DORION Marc	1	0	0	1	0	3	4	+1	6:51	4:11	5:05	16:07	12	1:20	
8	F	BOOKER Jeremy	0	0	0	0	0	2	2	+1	6:54	3:02	5:05	15:01	11	1:21	
18	F	BRIDGES Billy	0	1	0	1	0	0	1	+4	4:31	4:49	7:53	17:13	8	2:09	
21	D	GRASSI Raymond	0	0	2	0	0	1	1	+1	6:29	5:28	7:32	19:29	14	1:23	
29	D	MURRAY Graeme	0	0	0	0	0	0	0	+1	6:51	6:36	7:42	21:09	13	1:37	
3	F	LORD Herve	0	0	0	0	0	0	0	0	2:42	2:14	3:25	8:21	6	1:23	
4	F	WHITSON Derek	0	0	2	0	0	0	0	0	2:30	2:43	3:13	8:26	6	1:24	
10	F	MATHESON Shawn	0	0	0	0	0	0	0	0	2:56	2:16	3:25	8:37	6	1:26	
22	GK	ST-AMAND Benoit	0	0	0	0	0	0	0	0							
57	GK	ROSEN Paul	0	0	0	0	0	0	0	0							
<b>Total</b>			<b>4</b>	<b>4</b>	<b>6</b>	<b>4</b>	<b>2</b>	<b>10</b>	<b>16</b>								

Head Coach : SNYDER Jeff

Team : ITA (white)

No	Pos	Name	G	A	PIM	Shots on Goal					+/-	Time on Ice				
						1	2	3	OT	TS		1	2	3	OT	TOT
3	D	ROSA Gianluigi	0	0	0	0	1	0	1	-2	9:43	12:02	11:49	33:34	11	3:03
5	F	PLANKER Florian	0	0	2	0	0	0	0	-2	9:36	8:02	9:52	27:30	15	1:50
6	D	CAVALIERE Gian Luca +A	0	0	0	0	0	1	1	-2	10:40	13:33	11:24	35:37	12	2:58
7	F	WINKLER Werner	0	0	2	1	0	0	1	-2	8:15	7:28	9:14	24:57	13	1:55
16	F	CHIAROTTI Andrea +C	0	0	0	0	0	0	0	-2	7:58	7:22	9:00	24:20	13	1:52
14	D	BALOSSETTI Bruno	0	0	2	0	0	0	0	-2	4:09	3:23	1:53	9:25	7	1:20
20	F	STELLA Igor	0	0	0	0	0	0	0	0	3:13	2:20	0:51	6:24	4	1:36
68	F	CORVINO Valerio	0	0	0	0	1	0	1	-2	6:11	2:04	2:05	10:20	9	1:08
69	D	CONDELLO Giuseppe	0	0	4	0	0	0	0	-3	3:13	6:18	2:50	12:21	6	2:03
73	F	LEPERDI Gregory +A	0	0	0	0	0	0	0	-2	9:21	9:26	5:23	24:10	12	2:00
8	D	RADICE Roberto	0	0	0	0	0	0	0	-1	0:00	0:00	0:00	0:00	0	0:00
11	D	MAGISTRELLI Ambrogio	0	0	0	0	0	0	0	0	0:00	0:19	0:00	0:19	1	0:19
88	D	KANESTRIN Rupert	0	0	0	0	0	0	0	0	0:00	0:00	0:00	0:00	0	0:00
1	GK	STILLITANO Santino	0	0	0	0	0	0	0	0						
15	GK	ARAUDO Gabriele	0	0	0	0	0	0	0	0						
<b>Total</b>			<b>0</b>	<b>0</b>	<b>10</b>	<b>1</b>	<b>2</b>	<b>1</b>	<b>4</b>							

Head Coach : da RIN Massimo

Group B

R	Team	GP	W	OTW	OTL	L	PTS	GDF	GF:GA
1	CAN	1	1	0	0	0	3	+4	4 : 0
2	ITA	1	0	0	0	1	0	-4	0 : 4
-	NOR	0	0	0	0	0	0	0	0 : 0
-	SWE	0	0	0	0	0	0	0	0 : 0

	CAN	ITA	NOR	SWE
CAN	*****	4:0	TUE 16 MAR 20:30	SUN 14 MAR 13:30
ITA	0:4	*****	SUN 14 MAR 10:00	TUE 16 MAR 13:30
NOR	TUE 16 MAR 20:30	SUN 14 MAR 10:00	*****	SAT 13 MAR 13:30
SWE	SUN 14 MAR 13:30	TUE 16 MAR 13:30	SAT 13 MAR 13:30	*****



#### LEGEND

<b>A</b>	Assists	<b>AVG</b>	Average time on ice / shift	<b>D</b>	Defence	<b>ENG</b>	Empty net goal
<b>EQ</b>	Equal strength	<b>ET/Res</b>	Penalty end time/Result of game	<b>F</b>	Forward	<b>G</b>	Goals
<b>(G)</b>	Goals in tournament	<b>GA</b>	Goals against	<b>GDF</b>	Goal difference	<b>GF</b>	Goals for
<b>GK</b>	Goalkeeper	<b>GP</b>	Games played	<b>GWG</b>	Game winning goal	<b>GWS</b>	Game winning shots
<b>L</b>	Losses	<b>MIP</b>	Minutes in play (GK)	<b>No</b>	Jersey number	<b>OT</b>	Overtime
<b>OTL</b>	Overtime losses	<b>OTW</b>	Overtime wins	<b>PIM</b>	Penalties in minutes	<b>Pos</b>	Position
<b>PP1</b>	Power play - 1 player	<b>PP2</b>	Power play - 2 players	<b>PPG</b>	Power play goals	<b>PS</b>	Penalty shot
<b>PTS</b>	Points	<b>R</b>	Rank	<b>SH1</b>	Shorthanded - 1 player	<b>SH2</b>	Shorthanded - 2 players
<b>SHF</b>	Number of shifts	<b>SHG</b>	Shorthanded goals	<b>SOG</b>	Shots on goal	<b>SVS</b>	Saves
<b>TOT</b>	Total	<b>TPP</b>	Time on power play	<b>TS</b>	Total shots	<b>W</b>	Wins
<b>+/-</b>	Net result of positive and negative participation			<b>+A</b>	Assistant captain	<b>+C</b>	Captain



**SHOT CHART / TABLEAU DES LANCERS**

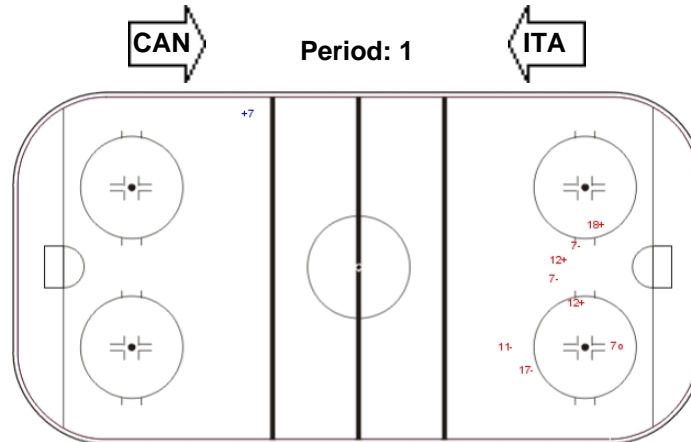
SAT 13 MAR 2010 / SAM 13 MAR 2010 START TIME / DÉBUT 10:00

**CAN - ITA**

Shots by ITA  
 Goals (o): 0 SSG (+): 1  
 SSP (<): 0 SPG (-): 0



GK 57 of CAN



Shots by CAN  
 Goals (o): 1 SSG (+): 3  
 SSP (>): 0 SPG (-): 4

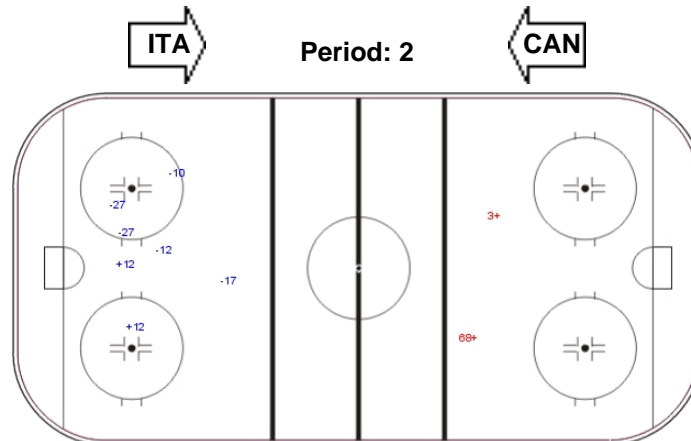


GK 1 of ITA

Shots by CAN  
 Goals (o): 0 SSG (+): 2  
 SSP (<): 0 SPG (-): 5



GK 1 of ITA



Shots by ITA  
 Goals (o): 0 SSG (+): 2  
 SSP (>): 0 SPG (-): 0

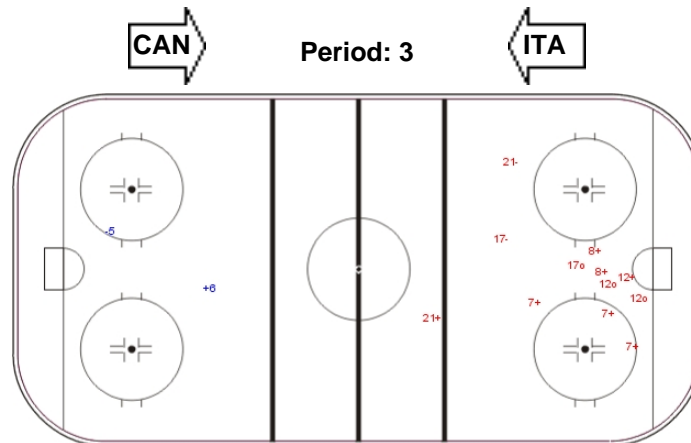


GK 57 of CAN

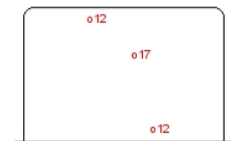
Shots by ITA  
 Goals (o): 0 SSG (+): 1  
 SSP (<): 0 SPG (-): 1



GK 57 of CAN



Shots by CAN  
 Goals (o): 3 SSG (+): 7  
 SSP (>): 0 SPG (-): 2



GK 1 of ITA

**LEGEND**

**ENG** Empty net goal    **GK** Goalkeeper    **SPG** Shots past goal    **SSG** Shots saved by goalkeeper    **SSP** Shots saved by player



## FACE-OFF CHART / TABLEAU DES REMISES EN JEU

SAT 13 MAR 2010 / SAM 13 MAR 2010 START TIME / DÉBUT 10:00

### CAN - ITA

#### PERIOD 1

CAN	ITA	CAN	ITA	CAN	ITA	Total wins all zones	
						CAN	ITA
Def. zone	Att. zone	Neutral zone		Att. zone	Def. zone	4 / 44%	5 / 56%
		- 18	+ 5	+ 3	- 5		
		- 12	+ 5	- 19	+ 5		
		+ 3	- 73	- 18	+ 5		
		+ 12	- 5	- 7	+ 73		
		+ 18	- 5				
Total wins / period		3 / 60%	2 / 40%	1 / 25%	3 / 75%		

#### PERIOD 2

CAN	ITA	CAN	ITA	CAN	ITA	Total wins all zones	
						CAN	ITA
Def. zone	Att. zone	Neutral zone		Att. zone	Def. zone	6 / 60%	4 / 40%
- 18	+ 5	- 18	+ 5	+ 18	- 7		
+ 19	- 16	+ 19	- 73	- 18	+ 5		
+ 12	- 68	+ 18	- 5				
- 12	+ 7	+ 18	- 5				
Total wins / period		2 / 50%	2 / 50%	1 / 50%	1 / 50%		

#### PERIOD 3

CAN	ITA	CAN	ITA	CAN	ITA	Total wins all zones	
						CAN	ITA
Def. zone	Att. zone	Neutral zone		Att. zone	Def. zone	11 / 61%	7 / 39%
- 18	+ 5	+ 18	- 5	- 19	+ 73		
		+ 3	- 5	+ 18	- 73		
		- 18	+ 73	+ 18	- 5		
		+ 18	- 73	- 3	+ 5		
		+ 18	- 68	+ 19	- 73		
		+ 18	- 5	+ 19	- 5		
		- 19	+ 5	- 19	+ 68		
		+ 19	- 5	+ 18	- 5		
				- 18	+ 5		
Total wins / period		0 / 0%	1 / 100%	5 / 56%	4 / 44%		

#### TOTAL

CAN	ITA	CAN	ITA	CAN	ITA	Total wins all zones	
						CAN	ITA
Def. zone	Att. zone	Neutral zone		Att. zone	Def. zone	21 / 57%	16 / 43%
Total wins / game		2 / 40%	3 / 60%	7 / 47%	8 / 53%		



HEAD TO HEAD

		ITA									
	No.	5	7	16	68	73	Tot	wins CAN	Dz	Nz	Az
CAN	3	2 - 1				1 - 0	4	3 75%		2 100%	1 50%
	7					0 - 1	1	0 0%			0 0%
	12	1 - 1	0 - 1		1 - 0		4	2 50%	1 50%	1 50%	
	18	7 - 7	1 - 0		1 - 0	2 - 1	19	11 58%	0 0%	7 70%	4 57%
	19	2 - 2		1 - 0	0 - 1	2 - 1	9	5 56%	1 100%	2 67%	2 40%
	<b>Tot</b>	23	2	1	3	8	37	21 57%	2 40%	12 71%	7 47%
	<b>wins ITA</b>	11 48%	1 50%	0 0%	1 33%	3 38%	16 43%				
	<b>Dz</b>	5 56%	0 0%		1 100%	2 50%	8 53%				
	<b>Nz</b>	4 33%			0 0%	1 25%	5 29%				
	<b>Az</b>	2 100%	1 100%	0 0%	0 0%		3 60%				

LEGEND

**Az** Attacking zone

**Dz** Defending zone

**Nz** Neutral zone

**Tot** Total face-offs played





## LINE-UPS / ALIGNEMENTS

**REVISION**

SAT 13 MAR 2010 / SAM 13 MAR 2010 START TIME / DÉBUT 13:30

### NOR - SWE

#### Referee(s)

BERKEBILE Derek (USA)

#### Linesmen

HELTMAN Tomasz (POL) , WESLEY Leon (CZE)

#### Goalkeepers

Team: NOR

No.	Name	Gen
1	JOHANSEN Roger	M
19	DENG Kissinger	M

Team: SWE

No.	Name	Gen
5	NILSSON Ulf	M
10	EDBOM Jan	M

#### Team Line-ups

Team: NOR (red)

No.	Pos.	Name	Gen
4	D	ROVELSTAD Tommy +C	M
9	D	VAERNES Morten	M
3	F	PEDERSEN Rolf Einar +A	M
13	F	ROYNE Kjell Vidar	M
17	F	JOHANSEN Loyd Remi	M
7	D	HAGEN Eskil +A	M
16	D	NORDSTOGA Knut Andre	M
8	F	SVEE Stig Tore	M
11	F	BJORNSTAD Helge	M
22	F	BAKKE Audun	M
21	D	AUSTEVOLL Ole Bjarte	M
85	F	JACOBSEN Thomas	M

Head Coach: HAGLUND Morten

Team: SWE (yellow)

No.	Pos.	Name	Gen
3	D	INGVARSSON Niklas	M
11	D	LUNDGREN Rasmus +A	M
4	F	ANDERSON Aron	M
13	F	KASK Jens +C	M
21	F	HOLM Marcus	M
2	F	SVENSSON Dan	M
8	F	KASPERI Per	M
18	F	ENGMARK Dedjo	M
19	F	WISTRAND Anders	M
20	F	RAKOS Niklas	M
15	F	KARLSSON Magnus	M

Head Coach: EDBOM Jan

#### LEGEND

**D** Defence      **F** Forward      **Gen** Gender      **No** Jersey number  
**Pos** Position      **+A** Assistant Captain      **+C** Captain

Removed Sweden Number 1, Lindell Albin



## GAME SUMMARY / RÉSUMÉ DE LA PARTIE

SAT 13 MAR 2010 / SAM 13 MAR 2010 START TIME / DÉBUT 13:30 END TIME / FINI À 15:37

**NOR - SWE 2 - 1 (0 - 1, 0 - 0, 1 - 0, 0 - 0, 1 - 0)**

Spectators	Referee(s)	Linesmen
5458	BERKEBILE Derek (USA)	HELTMAN Tomasz (POL) , WESLEY Leon (CZE)

### Team Statistics

Period	Score	SVS	SOG	PIM	TPP	PPG	SHG
1	0 : 1	2 : 7	7 : 3	0 : 2	02:00 : 00:00	0 : 0	0 : 0
2	0 : 0	1 : 7	7 : 1	2 : 2	02:00 : 02:00	0 : 0	0 : 0
3	1 : 0	4 : 7	8 : 4	0 : 2	00:18 : 00:00	1 : 0	0 : 0
OT	0 : 0	0 : 1	1 : 0	0 : 0	00:00 : 00:00	0 : 0	0 : 0
GWS	1 : 0	0 : 0	1 : 0	0 : 0	00:00 : 00:00	0 : 0	0 : 0
<b>Total</b>	<b>2 : 1</b>	<b>7 : 22</b>	<b>24 : 8</b>	<b>2 : 6</b>	<b>04:18 : 02:00</b>	<b>1 : 0</b>	<b>0 : 0</b>

### 1st Period

Action	Time	ET/Res	Team	Type	No	Name	(G)	Name of Assistant(s) / Action Description
GK	00:00		NOR		1	JOHANSEN R		- Goalkeeper in
GK	00:00		SWE		5	NILSSON U		- Goalkeeper in
Penalty	01:38	03:38	SWE	2 min.	21	HOLM M		- Holding
<b>Goal</b>	<b>14:16</b>	<b>0 : 1</b>	<b>SWE</b>	<b>EQ</b>	<b>21</b>	<b>HOLM M</b>	(1)	4 ANDERSON A On Ice NOR 1 7 8 11 16 22 3 INGVARSSON N SWE 5 3 4 11 18 21

### 2nd Period

Action	Time	ET/Res	Team	Type	No	Name	(G)	Name of Assistant(s) / Action Description
Penalty	16:28	18:28	SWE	2 min.	4	ANDERSON A		- Teeing
Penalty	23:36	25:36	NOR	2 min.	4	ROVELSTAD T		- Interference

### 3rd Period

Action	Time	ET/Res	Team	Type	No	Name	(G)	Name of Assistant(s) / Action Description
Penalty	42:59	43:17	SWE	2 min.	3	INGVARSSON N		- Teeing
<b>Goal</b>	<b>43:17</b>	<b>1 : 1</b>	<b>NOR</b>	<b>PP1</b>	<b>4</b>	<b>ROVELSTAD T</b>	(1)	3 PEDERSEN RE On Ice NOR 1 3 4 7 8 11 8 SVEE ST SWE 5 4 11 13 21

### Overtime

Action	Time	ET/Res	Team	Type	No	Name	(G)	Name of Assistant(s) / Action Description
GK	50:00		NOR					1 JOHANSEN R - Goalkeeper out
GK	50:00		SWE					5 NILSSON U - Goalkeeper out

### Game Winning Shots

Action	Time	Result	Team	No	Name	(G)	Action Description
		0 : 1	SWE	8	KASPERI P		- Scored 1 JOHANSEN R (NOR) - on goal
		1 : 0	NOR	3	PEDERSEN RE		- Scored 5 NILSSON U (SWE) - on goal
		0 : 1	SWE	3	INGVARSSON N		- Scored 1 JOHANSEN R (NOR) - on goal
		1 : 0	NOR	11	BJORNSTAD H		- Scored 5 NILSSON U (SWE) - on goal
		0 : 0	SWE	21	HOLM M		- Missed (goal post) 1 JOHANSEN R (NOR) - on goal
		1 : 0	NOR	4	ROVELSTAD T		- Scored 5 NILSSON U (SWE) - on goal
<b>GWG</b>	<b>50:00</b>	<b>3 : 2</b>	<b>NOR</b>	<b>4</b>	<b>ROVELSTAD T</b>	(2)	

### Goalkeeper Records

Team : NOR - Norway

Team : SWE - Sweden

No	Name	SOG	SVS	MIP	No	Name	SOG	SVS	MIP
1	JOHANSEN Roger	8	7	50:00	5	NILSSON Ulf	24	22	50:00



19 DENG Kissinger

10 EDBOM Jan

Game Statistics

Team : NOR (red)

No	Pos	Name	G	A	PIM	Shots on Goal					+/-	Time on Ice						
						1	2	3	OT	TS		1	2	3	OT	TOT	SHF	AVG
3	F	PEDERSEN Rolf Einar +A	0	1	0	1	2	2	0	5	0	9:03	8:59	10:56	4:18	33:16	12	2:46
4	D	ROVELSTAD Tommy +C	2	0	2	1	2	2	1	6	0	8:46	10:09	10:56	4:24	34:15	13	2:38
9	D	VAERNES Morten	0	0	0	1	1	1	1	4	0	7:32	5:24	5:50	0:00	18:46	11	1:42
13	F	ROYNE Kjell Vidar	0	0	0	0	0	1	0	1	0	6:13	4:25	5:00	0:00	15:38	8	1:57
17	F	JOHANSEN Loyd Remi	0	0	0	0	0	0	0	0	0	9:28	6:44	7:00	0:00	23:12	12	1:56
7	D	HAGEN Eskil +A	0	0	0	1	1	1	0	3	-1	8:18	12:21	8:55	4:18	33:52	10	3:23
8	F	SVEE Stig Tore	0	1	0	0	0	0	0	0	-1	6:00	6:29	8:29	0:00	20:58	9	2:19
11	F	BJORNSTAD Helge	0	0	0	3	1	1	0	5	-1	8:50	11:00	10:03	4:24	34:17	12	2:51
16	D	NORDSTOGA Knut Andre	0	0	0	0	0	0	0	0	-1	4:45	1:17	4:36	0:00	10:38	6	1:46
22	F	BAKKE Audun	0	0	0	0	0	0	0	0	-1	6:20	2:33	3:41	0:00	12:34	7	1:47
21	D	AUSTEVOLL Ole Bjarte	0	0	0	0	0	0	0	0	0	0:00	0:00	0:00	0:00	0:00	0	0:00
85	F	JACOBSEN Thomas	0	0	0	0	0	0	0	0	0	0:00	3:58	0:00	0:00	3:58	2	1:59
1	GK	JOHANSEN Roger	0	0	0	0	0	0	0	0								
19	GK	DENG Kissinger	0	0	0	0	0	0	0	0								
<b>Total</b>			<b>2</b>	<b>2</b>	<b>2</b>	<b>7</b>	<b>7</b>	<b>8</b>	<b>2</b>	<b>24</b>								

Head Coach : HAGLUND Morten

Team : SWE (yellow)

No	Pos	Name	G	A	PIM	Shots on Goal					+/-	Time on Ice						
						1	2	3	OT	TS		1	2	3	OT	TOT	SHF	AVG
3	D	INGVARSSON Niklas	0	1	2	0	0	0	0	0	+1	13:12	15:00	11:43	5:00	44:55	8	5:36
4	F	ANDERSON Aron	0	1	2	1	0	1	0	2	+1	13:03	13:04	12:24	4:51	43:22	8	5:25
11	D	LUNDGREN Rasmus +A	0	0	0	0	0	1	0	1	+1	12:37	12:02	13:17	0:15	38:11	9	4:14
13	F	KASK Jens +C	0	0	0	1	0	1	0	2	0	14:50	12:53	14:01	5:00	46:44	8	5:50
21	F	HOLM Marcus	1	0	2	1	0	1	0	2	+1	13:00	12:40	14:59	5:00	45:39	5	9:07
2	F	SVENSSON Dan	0	0	0	0	0	0	0	0	0	0:00	0:00	0:00	0:00	0:00	0	0:00
8	F	KASPERI Per	0	0	0	0	1	0	0	1	0	4:54	5:26	7:16	0:00	17:36	7	2:30
18	F	ENGMARK Dedjo	0	0	0	0	0	0	0	0	+1	0:10	1:01	2:08	0:00	3:19	3	1:06
19	F	WISTRAND Anders	0	0	0	0	0	0	0	0	0	0:00	0:00	0:00	0:00	0:00	0	0:00
20	F	RAKOS Niklas	0	0	0	0	0	0	0	0	0	1:14	0:00	0:00	0:00	1:14	1	1:14
15	F	KARLSSON Magnus	0	0	0	0	0	0	0	0	0	0:00	0:00	0:00	0:00	0:00	0	0:00
5	GK	NILSSON Ulf	0	0	0	0	0	0	0	0								
10	GK	EDBOM Jan	0	0	0	0	0	0	0	0								
<b>Total</b>			<b>1</b>	<b>2</b>	<b>6</b>	<b>3</b>	<b>1</b>	<b>4</b>	<b>0</b>	<b>8</b>								

Head Coach : EDBOM Jan

Group B

R	Team	GP	W	OTW	OTL	L	PTS	GDF	GF:GA
1	CAN	1	1	0	0	0	3	+4	4 : 0
2	NOR	1	0	1	0	0	2	+1	2 : 1
3	SWE	1	0	0	1	0	1	-1	1 : 2
4	ITA	1	0	0	0	1	0	-4	0 : 4

	CAN	ITA	NOR	SWE
CAN	*****	4:0	TUE 16 MAR 20:30	SUN 14 MAR 13:30
ITA	0:4	*****	SUN 14 MAR 10:00	TUE 16 MAR 13:30
NOR	TUE 16 MAR 20:30	SUN 14 MAR 10:00	*****	2:1
SWE	SUN 14 MAR 13:30	TUE 16 MAR 13:30	1:2	*****



#### LEGEND

<b>A</b>	Assists	<b>AVG</b>	Average time on ice / shift	<b>D</b>	Defence	<b>ENG</b>	Empty net goal
<b>EQ</b>	Equal strength	<b>ET/Res</b>	Penalty end time/Result of game	<b>F</b>	Forward	<b>G</b>	Goals
<b>(G)</b>	Goals in tournament	<b>GA</b>	Goals against	<b>GDF</b>	Goal difference	<b>GF</b>	Goals for
<b>GK</b>	Goalkeeper	<b>GP</b>	Games played	<b>GWG</b>	Game winning goal	<b>GWS</b>	Game winning shots
<b>L</b>	Losses	<b>MIP</b>	Minutes in play (GK)	<b>No</b>	Jersey number	<b>OT</b>	Overtime
<b>OTL</b>	Overtime losses	<b>OTW</b>	Overtime wins	<b>PIM</b>	Penalties in minutes	<b>Pos</b>	Position
<b>PP1</b>	Power play - 1 player	<b>PP2</b>	Power play - 2 players	<b>PPG</b>	Power play goals	<b>PS</b>	Penalty shot
<b>PTS</b>	Points	<b>R</b>	Rank	<b>SH1</b>	Shorthanded - 1 player	<b>SH2</b>	Shorthanded - 2 players
<b>SHF</b>	Number of shifts	<b>SHG</b>	Shorthanded goals	<b>SOG</b>	Shots on goal	<b>SVS</b>	Saves
<b>TOT</b>	Total	<b>TPP</b>	Time on power play	<b>TS</b>	Total shots	<b>W</b>	Wins
<b>+/-</b>	Net result of positive and negative participation			<b>+A</b>	Assistant captain	<b>+C</b>	Captain



### SHOT CHART / TABLEAU DES LANCERS

SAT 13 MAR 2010 / SAM 13 MAR 2010 START TIME / DÉBUT 13:30

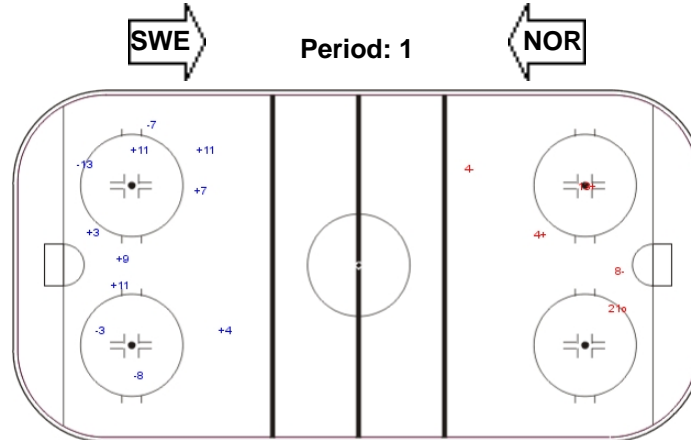
#### NOR - SWE

Shots by NOR

Goals (o): 0 SSG (+): 7  
SSP (<): 0 SPG (-): 4



GK 5 of SWE



Shots by SWE

Goals (o): 1 SSG (+): 2  
SSP (>): 0 SPG (-): 2



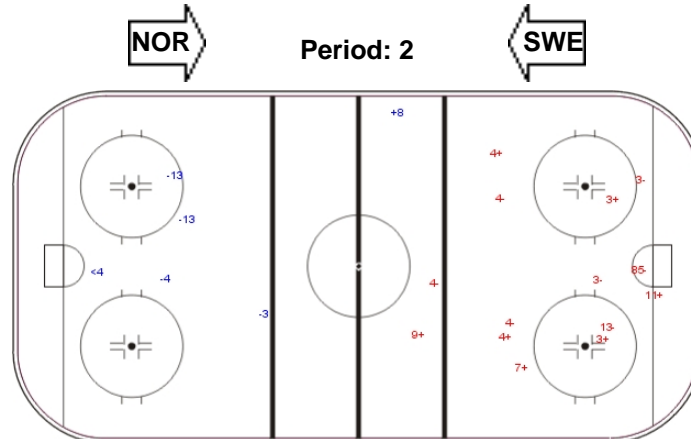
GK 1 of NOR

Shots by SWE

Goals (o): 0 SSG (+): 1  
SSP (<): 1 SPG (-): 4



GK 1 of NOR



Shots by NOR

Goals (o): 0 SSG (+): 7  
SSP (>): 0 SPG (-): 7



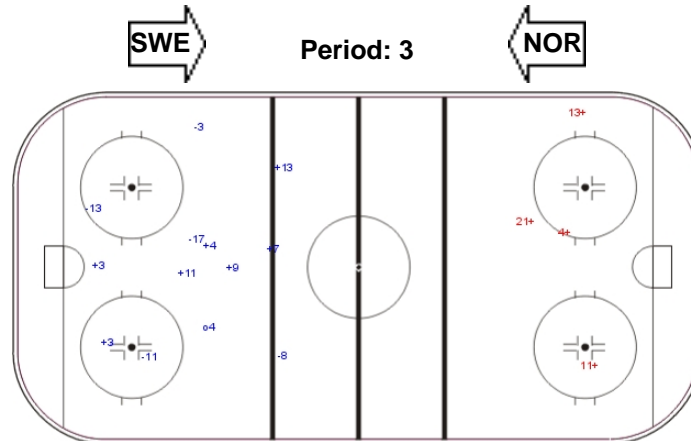
GK 5 of SWE

Shots by NOR

Goals (o): 1 SSG (+): 7  
SSP (<): 0 SPG (-): 5



GK 5 of SWE



Shots by SWE

Goals (o): 0 SSG (+): 4  
SSP (>): 0 SPG (-): 0



GK 1 of NOR



Shots by NOR

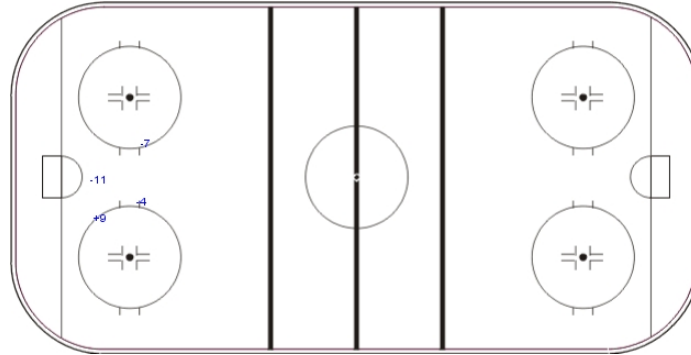
Goals (o): 0    SSG (+): 1  
SSP (<): 0    SPG (-): 3



GK 5 of SWE



Overtime



Shots by SWE

Goals (o): 0    SSG (+): 0  
SSP (>): 0    SPG (-): 0



GK 1 of NOR

**LEGEND**

**ENG** Empty net goal    **GK** Goalkeeper    **SPG** Shots past goal    **SSG** Shots saved by goalkeeper    **SSP** Shots saved by player



## FACE-OFF CHART / TABLEAU DES REMISES EN JEU

SAT 13 MAR 2010 / SAM 13 MAR 2010 START TIME / DÉBUT 13:30

### NOR - SWE

#### PERIOD 1

	NOR		SWE		NOR		SWE		NOR		SWE		Total wins all zones
	Def. zone	Att. zone	Neutral zone	Neutral zone	Att. zone	Def. zone	Att. zone	Def. zone	Att. zone	Def. zone			
	+ 3	- 13	+ 3	- 13	+ 3	- 13	+ 3	- 13	- 11	+ 11	- 8	+ 13	
			+ 8	- 13	- 3	+ 13	- 8	+ 13	- 3	+ 13	- 3	+ 13	
			- 3	+ 13	- 3	+ 18							
			- 3	+ 13									
Total wins / period	1 / 100%	0 / 0%	2 / 50%	2 / 50%	1 / 25%	3 / 75%	4 / 44%	5 / 56%					

#### PERIOD 2

	NOR		SWE		NOR		SWE		NOR		SWE		Total wins all zones
	Def. zone	Att. zone	Neutral zone	Neutral zone	Att. zone	Def. zone	Att. zone	Def. zone	Att. zone	Def. zone			
	+ 8	- 13	- 3	+ 13	+ 3	- 13	+ 3	- 13	- 3	+ 13	- 3	+ 13	
	+ 8	- 13	- 3	+ 13	- 3	+ 13	- 3	+ 13	+ 3	- 13	+ 3	- 13	
	- 8	+ 13	- 3	+ 18									
Total wins / period	2 / 67%	1 / 33%	0 / 0%	3 / 100%	3 / 60%	2 / 40%	5 / 45%	6 / 55%					

#### PERIOD 3

	NOR		SWE		NOR		SWE		NOR		SWE		Total wins all zones
	Def. zone	Att. zone	Neutral zone	Neutral zone	Att. zone	Def. zone	Att. zone	Def. zone	Att. zone	Def. zone			
	- 7	+ 13	+ 3	- 13	+ 3	- 13	+ 3	- 13	+ 3	- 13	- 3	+ 13	
	- 3	+ 13	+ 8	- 13	+ 3	- 13	+ 3	- 13	- 3	+ 13	- 8	+ 13	
	+ 8	- 13	- 8	+ 13									
	+ 8	- 13											
	+ 8	- 18											
	- 3	+ 13											
Total wins / period	3 / 50%	3 / 50%	2 / 67%	1 / 33%	2 / 50%	2 / 50%	7 / 54%	6 / 46%					

#### OVERTIME

	NOR		SWE		NOR		SWE		NOR		SWE		Total wins all zones
	Def. zone	Att. zone	Neutral zone	Neutral zone	Att. zone	Def. zone	Att. zone	Def. zone	Att. zone	Def. zone			
			+ 3	- 13	+ 3	- 13	+ 3	- 13	+ 3	- 13	- 3	+ 13	
			- 8	+ 13									
			+ 3	- 13									
			+ 3	- 13									
Total wins / period			3 / 75%	1 / 25%	1 / 50%	1 / 50%	4 / 67%	2 / 33%					



TOTAL

	NOR		SWE		NOR		SWE		Total wins all zones	
	Def. zone	Att. zone	Neutral zone		Att. zone	Def. zone			NOR	SWE
Total wins / game	6 / 60%	4 / 40%	7 / 50%	7 / 50%	7 / 47%	8 / 53%			20 / 51%	19 / 49%





HEAD TO HEAD

		SWE							
No.	11	13	18	Tot	wins NOR	Dz	Nz	Az	
NOR	3	13 - 11	0 - 1	25	13 52%	1 33%	5 50%	7 58%	
	7	0 - 1		1	0 0%	0 0%			
	8	6 - 5	1 - 0	12	7 58%	5 83%	2 50%	0 0%	
	11	0 - 1		1	0 0%			0 0%	
<b>Tot</b>	1	36	2	39	20 51%	6 60%	7 50%	7 47%	
<b>wins SWE</b>	1 100%	17 47%	1 50%	19 49%					
<b>Dz</b>	1 100%	7 50%		8 53%					
<b>Nz</b>		6 46%	1 100%	7 50%					
<b>Az</b>		4 44%	0 0%	4 40%					

LEGEND

**Az** Attacking Zone

**Dz** Defending zone

**Nz** Neutral zone

**Tot** Total face-offs played



## LINE-UPS / ALIGNEMENTS

SAT 13 MAR 2010 / SAM 13 MAR 2010 START TIME / DÉBUT 17:00

### USA - KOR

#### Referee(s)

BOESE Paul (CAN)

#### Linesmen

RICHARDSON Steven (NOR) , TOODE Maksim (EST)

#### Goalkeepers

Team: USA

No.	Name	Gen
27	BLABAC Mike	M
34	CASH Steve	M

Team: KOR

No.	Name	Gen
1	CHOI Hyuk-Jun	M
74	CHUNG Young-Hoon	M

#### Team Line-ups

Team: USA (blue)

No.	Pos.	Name	Gen
4	D	CONNELLY Jimmy +A	M
9	D	YOHE Andy +C	M
3	F	JONES Tim	M
5	F	EMMERSON Brad	M
20	F	PAGE Adam	M
<hr/>			
15	D	LANDEROS Nikko	M
19	D	CHACE Taylor +A	M
21	F	SALAMONE Alexi	M
23	F	HOWARD Joe	M
25	F	TORRES Bubba	M
<hr/>			
7	F	LIPSETT Taylor	M
8	F	SHAW Greg	M
14	F	PAULS Josh	M

Team: KOR (white)

No.	Pos.	Name	Gen
15	D	PARK Woo-Chul	M
20	D	JANG Dong-Shin	M
26	F	KIM Dea-Jung	M
<hr/>			
10	D	CHO Young-Jae	M
68	D	HAN Min-Su +C	M
8	F	SA Sung-Keun	M
44	F	LEE Hae-Man	M
55	F	JANG Jong-Ho +A	M
<hr/>			
23	D	LEE Yong-Min +A	M
14	F	JUNG Seung-Hwan	M
27	F	CHO Byeong-Seok	M
28	F	LEE Jong-Kyung	M
88	F	PARK Sang-Hyeon	M

Head Coach: MALUTA Ray

Head Coach: LEE Young-Kook

#### LEGEND

<b>D</b>	Defence	<b>F</b>	Forward	<b>Gen</b>	Gender	<b>No</b>	Jersey number
<b>Pos</b>	Position	<b>+A</b>	Assistant Captain	<b>+C</b>	Captain		



## GAME SUMMARY / RÉSUMÉ DE LA PARTIE

SAT 13 MAR 2010 / SAM 13 MAR 2010 START TIME / DÉBUT 17:00 END TIME / FINI À 18:50

**USA - KOR 5 - 0 (1 - 0, 2 - 0, 2 - 0)**

Spectators	Referee(s)	Linesmen
5444	BOESE Paul (CAN)	RICHARDSON Steven (NOR) , TOODE Maksim (EST)

### Team Statistics

Period	Score	SVS	SOG	PIM	TPP	PPG	SHG
1	1 : 0	2 : 9	10 : 2	4 : 2	02:00 : 04:00	0 : 0	0 : 0
2	2 : 0	2 : 4	6 : 2	2 : 6	02:43 : 01:34	2 : 0	0 : 0
3	2 : 0	1 : 3	5 : 1	6 : 2	00:22 : 05:00	0 : 0	0 : 0
<b>Total</b>	<b>5 : 0</b>	<b>5 : 16</b>	<b>21 : 5</b>	<b>12 : 10</b>	<b>05:05 : 10:34</b>	<b>2 : 0</b>	<b>0 : 0</b>

### 1st Period

Action	Time	ET/Res	Team	Type	No	Name	(G)	Name of Assistant(s) / Action Description
GK	00:00		USA		34	CASH S		- Goalkeeper in
GK	00:00		KOR		1	CHOI HJ		- Goalkeeper in
Penalty	00:07	02:07	USA	2 min.	3	JONES T		- Interference
<b>Goal</b>	<b>03:45</b>	<b>1 : 0</b>	<b>USA</b>	<b>EQ</b>	<b>19</b>	<b>CHACE T</b>	(1)	15 LANDEROS N 8 SHAW G On Ice USA 34 7 8 14 15 19 KOR 1 14 23 27 28 88
Penalty	05:35	07:35	KOR	2 min.	55	JANG JH		- Delaying the Game
Penalty	11:01	13:01	USA	2 min.	21	SALAMONE A		- Charging

### 2nd Period

Action	Time	ET/Res	Team	Type	No	Name	(G)	Name of Assistant(s) / Action Description
Penalty	17:36	19:36	USA	2 min.	19	CHACE T		- Teeing
Penalty	19:10	19:45	KOR	2 min.	68	HAN MS		- Interference
<b>Goal</b>	<b>19:45</b>	<b>2 : 0</b>	<b>USA</b>	<b>PP1</b>	<b>21</b>	<b>SALAMONE A</b>	(1)	23 HOWARD J On Ice USA 34 7 9 19 21 23 KOR 1 14 23 27 28
Penalty	25:13	27:13	KOR	2 min.	27	CHO BS		- Roughing
Penalty	29:00	29:34	KOR	2 min.	88	PARK SH		- Holding
<b>Goal</b>	<b>29:34</b>	<b>3 : 0</b>	<b>USA</b>	<b>PP1</b>	<b>7</b>	<b>LIPSETT T</b>	(1)	9 YOHE A 21 SALAMONE A On Ice USA 34 4 7 9 21 23 KOR 1 8 10 44 68

### 3rd Period

Action	Time	ET/Res	Team	Type	No	Name	(G)	Name of Assistant(s) / Action Description
Penalty	31:26	33:26	USA	2 min.	-	Team penalty		- Too Many Players on the Ice
Penalty	33:48	35:48	USA	2 min.	-	Team penalty		- Too Many Players on the Ice
<b>Goal</b>	<b>38:32</b>	<b>4 : 0</b>	<b>USA</b>	<b>EQ</b>	<b>7</b>	<b>LIPSETT T</b>	(2)	On Ice USA 34 7 8 14 15 19 KOR 1 8 10 44 55 68
Penalty	42:38	44:38	USA	2 min.	15	LANDEROS N		- Holding
Penalty	43:38	45:00	KOR	2 min.	23	LEE YM		- Roughing
<b>Goal</b>	<b>44:22</b>	<b>5 : 0</b>	<b>USA</b>	<b>EQ</b>	<b>19</b>	<b>CHACE T</b>	(2)	On Ice USA 34 15 19 21 23 KOR 1 14 27 28 88
GK	45:00		USA					34 CASH S - Goalkeeper out
GK	45:00		KOR					1 CHOI HJ - Goalkeeper out

### Goalkeeper Records

Team : USA - United States

Team : KOR - Korea

No	Name	SOG	SVS	MIP	No	Name	SOG	SVS	MIP
34	CASH Steve	5	5	45:00	1	CHOI Hyuk-Jun	21	16	45:00
27	BLABAC Mike				74	CHUNG Young-Hoon			



### Game Statistics

Team : USA (blue)

No	Pos	Name	G	A	PIM	Shots on Goal					+/-	Time on Ice					
						1	2	3	OT	TS		1	2	3	OT	TOT	SHF
3	F	JONES Tim	0	0	2	0	0	0	0	0	0	4:00	6:32	5:50	16:22	14	1:10
4	D	CONNELLY Jimmy +A	0	0	0	0	0	0	0	0	0	7:29	7:11	6:47	21:27	17	1:15
5	F	EMMERSON Brad	0	0	0	1	1	1	3	0	4:33	6:23	4:47	15:43	12	1:18	
9	D	YOHE Andy +C	0	1	0	0	1	0	1	0	9:14	9:20	6:31	25:05	20	1:15	
20	F	PAGE Adam	0	0	0	0	1	2	3	0	4:33	5:56	4:59	15:28	13	1:11	
15	D	LANDEROS Nikko	0	1	2	0	0	0	0	+3	5:45	5:35	7:26	18:46	14	1:20	
19	D	CHACE Taylor +A	2	0	2	2	0	1	3	+3	7:30	7:12	8:19	23:01	14	1:38	
21	F	SALAMONE Alexi	1	1	2	3	2	0	5	+1	4:15	4:39	3:47	12:41	11	1:09	
23	F	HOWARD Joe	0	1	0	1	0	0	1	+1	4:13	5:04	3:48	13:05	12	1:05	
25	F	TORRES Bubba	0	0	0	0	0	0	0	0	4:10	3:05	6:34	13:49	10	1:22	
7	F	LIPSETT Taylor	2	0	0	2	1	1	4	+2	5:23	5:22	1:17	12:02	9	1:20	
8	F	SHAW Greg	0	1	0	1	0	0	1	+2	6:34	3:58	6:18	16:50	12	1:24	
14	F	PAULS Josh	0	0	0	0	0	0	0	+2	3:33	2:36	2:22	8:31	8	1:03	
27	GK	BLABAC Mike	0	0	0	0	0	0	0								
34	GK	CASH Steve	0	0	0	0	0	0	0								
<b>Total</b>			<b>5</b>	<b>5</b>	<b>8</b>	<b>10</b>	<b>6</b>	<b>5</b>	<b>21</b>								

Head Coach : MALUTA Ray

Team : KOR (white)

No	Pos	Name	G	A	PIM	Shots on Goal					+/-	Time on Ice					
						1	2	3	OT	TS		1	2	3	OT	TOT	SHF
20	D	JANG Dong-Shin	0	0	0	0	0	0	0	0	0	0:00	0:00	0:00	0:00	0	0:00
26	F	KIM Dea-Jung	0	0	0	0	0	0	0	0	0	0:00	0:00	0:00	0:00	0	0:00
8	F	SA Sung-Keun	0	0	0	0	0	0	0	-1	5:58	4:29	6:31	16:58	13	1:18	
10	D	CHO Young-Jae	0	0	0	0	1	0	1	-1	8:13	8:16	6:42	23:11	18	1:17	
44	F	LEE Hae-Man	0	0	0	0	0	0	0	-1	6:56	7:26	6:15	20:37	14	1:28	
55	F	JANG Jong-Ho +A	0	0	2	0	1	0	1	-1	6:25	7:03	5:31	18:59	15	1:15	
68	D	HAN Min-Su +C	0	0	2	1	0	0	1	-1	8:07	9:45	6:09	24:01	15	1:36	
14	F	JUNG Seung-Hwan	0	0	0	0	0	1	1	-2	7:35	7:41	8:50	24:06	18	1:20	
23	D	LEE Yong-Min +A	0	0	2	0	0	0	0	-1	8:20	6:42	7:33	22:35	17	1:19	
27	F	CHO Byeong-Seok	0	0	2	1	0	0	1	-2	8:11	7:49	8:44	24:44	16	1:32	
28	F	LEE Jong-Kyung	0	0	0	0	0	0	0	-2	7:35	7:48	8:28	23:51	15	1:35	
88	F	PARK Sang-Hyeon	0	0	2	0	0	0	0	-2	5:37	4:39	8:50	19:06	12	1:35	
1	GK	CHOI Hyuk-Jun	0	0	0	0	0	0	0								
74	GK	CHUNG Young-Hoon	0	0	0	0	0	0	0								
<b>Total</b>			<b>0</b>	<b>0</b>	<b>10</b>	<b>2</b>	<b>2</b>	<b>1</b>	<b>5</b>								

Head Coach : LEE Young-Kook

### Group A

R	Team	GP	W	OTW	OTL	L	PTS	GDF	GF:GA
1	USA	1	1	0	0	0	3	+5	5 : 0
2	KOR	1	0	0	0	1	0	-5	0 : 5

	CZE	JPN	KOR	USA
CZE	*****	SAT 13 MAR 20:30	TUE 16 MAR 10:00	SUN 14 MAR 17:00
JPN	SAT 13 MAR 20:30	*****	SUN 14 MAR 20:30	TUE 16 MAR 17:00



R	Team	GP	W	OTW	OTL	L	PTS	GDF	GF:GA
-	CZE	0	0	0	0	0	0	0	0 : 0
-	JPN	0	0	0	0	0	0	0	0 : 0

KOR	TUE 16 MAR 10:00	SUN 14 MAR 20:30	*****	0:5
USA	SUN 14 MAR 17:00	TUE 16 MAR 17:00	5:0	*****

#### LEGEND

<b>A</b>	Assists	<b>AVG</b>	Average time on ice / shift	<b>D</b>	Defence	<b>ENG</b>	Empty net goal
<b>EQ</b>	Equal strength	<b>ET/Res</b>	Penalty end time/Result of game	<b>F</b>	Forward	<b>G</b>	Goals
<b>(G)</b>	Goals in tournament	<b>GA</b>	Goals against	<b>GDF</b>	Goal difference	<b>GF</b>	Goals for
<b>GK</b>	Goalkeeper	<b>GP</b>	Games played	<b>GWG</b>	Game winning goal	<b>GWS</b>	Game winning shots
<b>L</b>	Losses	<b>MIP</b>	Minutes in play (GK)	<b>No</b>	Jersey number	<b>OT</b>	Overtime
<b>OTL</b>	Overtime losses	<b>OTW</b>	Overtime wins	<b>PIM</b>	Penalties in minutes	<b>Pos</b>	Position
<b>PP1</b>	Power play - 1 player	<b>PP2</b>	Power play - 2 players	<b>PPG</b>	Power play goals	<b>PS</b>	Penalty shot
<b>PTS</b>	Points	<b>R</b>	Rank	<b>SH1</b>	Shorthanded - 1 player	<b>SH2</b>	Shorthanded - 2 players
<b>SHF</b>	Number of shifts	<b>SHG</b>	Shorthanded goals	<b>SOG</b>	Shots on goal	<b>SVS</b>	Saves
<b>TOT</b>	Total	<b>TPP</b>	Time on power play	<b>TS</b>	Total shots	<b>W</b>	Wins
<b>+/-</b>	Net result of positive and negative participation			<b>+A</b>	Assistant captain	<b>+C</b>	Captain



### SHOT CHART / TABLEAU DES LANCERS

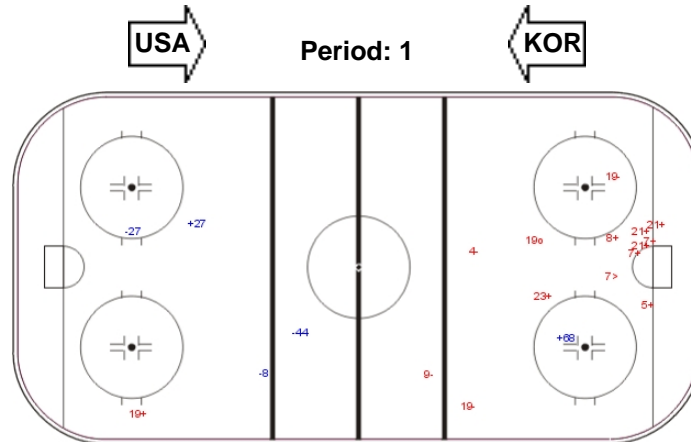
SAT 13 MAR 2010 / SAM 13 MAR 2010 START TIME / DÉBUT 17:00

#### USA - KOR


Shots by KOR  
Goals (o): 0 SSG (+): 2  
SSP (<): 0 SPG (-): 3



GK 34 of USA



Shots by USA  
Goals (o): 1 SSG (+): 9  
SSP (>): 1 SPG (-): 4

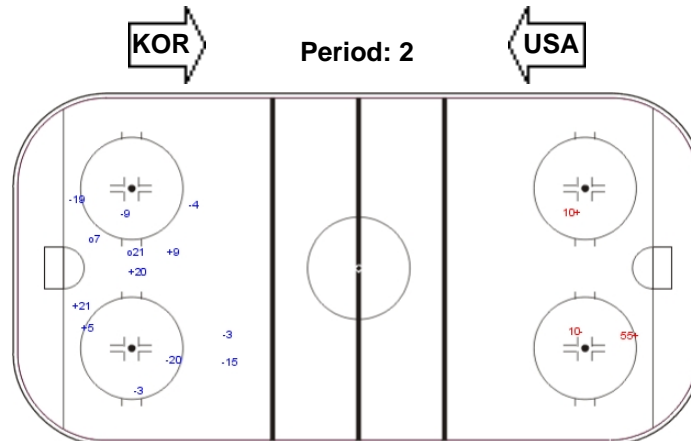


GK 1 of KOR

Shots by USA  
Goals (o): 2 SSG (+): 4  
SSP (<): 0 SPG (-): 7



GK 1 of KOR



Shots by KOR  
Goals (o): 0 SSG (+): 2  
SSP (>): 0 SPG (-): 1

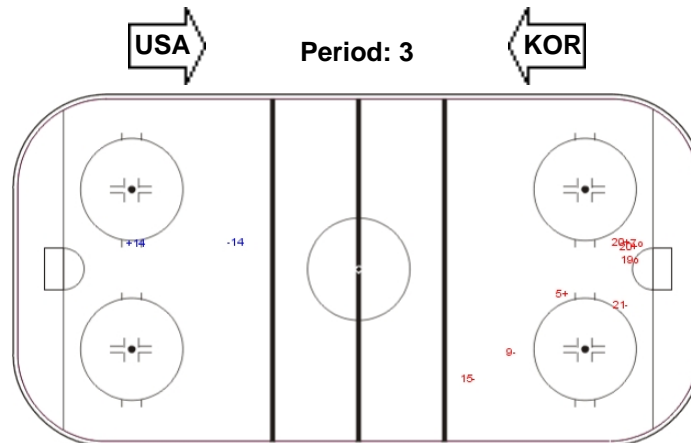


GK 34 of USA

Shots by KOR  
Goals (o): 0 SSG (+): 1  
SSP (<): 0 SPG (-): 1



GK 34 of USA



Shots by USA  
Goals (o): 2 SSG (+): 3  
SSP (>): 0 SPG (-): 3



GK 1 of KOR

#### LEGEND

ENG Empty net goal GK Goalkeeper SPG Shots past goal SSG Shots saved by goalkeeper SSP Shots saved by player



## FACE-OFF CHART / TABLEAU DES REMISES EN JEU

SAT 13 MAR 2010 / SAM 13 MAR 2010 START TIME / DÉBUT 17:00

### USA - KOR

#### PERIOD 1

	USA		KOR		USA		KOR		USA		KOR	
	Def. zone	Att. zone	Neutral zone	Neutral zone	Att. zone	Def. zone	Att. zone	Def. zone	Att. zone	Def. zone	Total wins all zones	Total wins all zones
	+ 8	- 28	+ 5	- 28	+ 7	- 27	+ 5	- 28	- 8	+ 44	Total wins all zones	USA KOR
			+ 8	- 28	- 8	+ 44	+ 5	- 44	- 8	+ 28		
			+ 5	- 44			+ 23	- 44				
			+ 23	- 44			+ 5	- 44				
			+ 5	- 44			+ 23	- 23				
			+ 23	- 23			+ 23	- 28				
			+ 5	- 27			+ 5	- 27				
			+ 8	- 44			+ 8	- 44				
			- 5	+ 44			- 5	+ 44				
Total wins / period	1 / 100%	0 / 0%	9 / 90%	1 / 10%	1 / 33%	2 / 67%	11 / 79%	3 / 21%				

#### PERIOD 2

	USA		KOR		USA		KOR		USA		KOR	
	Def. zone	Att. zone	Neutral zone	Neutral zone	Att. zone	Def. zone	Att. zone	Def. zone	Att. zone	Def. zone	Total wins all zones	Total wins all zones
	+ 8	- 44	+ 5	- 28	- 5	+ 28	+ 8	- 44	+ 23	- 28	Total wins all zones	USA KOR
	- 8	+ 44	- 23	+ 44	+ 5	- 28	- 5	+ 44	+ 5	- 28		
			- 5	+ 44	- 23	+ 44	+ 5	- 28	- 23	+ 44		
					+ 5	- 28	+ 5	- 28	+ 23	- 44		
					- 23	+ 44	+ 5	- 28				
					+ 23	- 44	+ 23	- 44				
Total wins / period	1 / 50%	1 / 50%	1 / 33%	2 / 67%	4 / 67%	2 / 33%	6 / 55%	5 / 45%				

#### PERIOD 3

	USA		KOR		USA		KOR		USA		KOR	
	Def. zone	Att. zone	Neutral zone	Neutral zone	Att. zone	Def. zone	Att. zone	Def. zone	Att. zone	Def. zone	Total wins all zones	Total wins all zones
	- 8	+ 28	+ 5	- 28	- 23	+ 28	+ 8	- 44	+ 5	- 28	Total wins all zones	USA KOR
			+ 8	- 44	+ 5	- 28	- 8	+ 44	- 8	+ 44		
			- 8	+ 44	- 8	+ 44	- 8	+ 28	+ 20	- 10		
			- 8	+ 44								
			+ 23	- 28								
			- 23	+ 28								
			+ 8	- 44								
Total wins / period	0 / 0%	1 / 100%	4 / 50%	4 / 50%	2 / 50%	2 / 50%	6 / 46%	7 / 54%				

#### TOTAL



PRELIMINARY ROUND - GROUP A - GAME 3  
MANCHE PRÉLIMINAIRE - GROUPE A - MATCH 3

	USA		KOR		USA		KOR		Total wins all zones	
	Def. zone	Att. zone	Neutral zone		Att. zone	Def. zone			USA	KOR
Total wins / game	2 / 50%	2 / 50%	14 / 67%	7 / 33%	7 / 54%	6 / 46%			23 / 61%	15 / 39%





HEAD TO HEAD

		KOR									
No.	10	23	27	28	44	Tot	wins USA	Dz	Nz	Az	
USA	5		1 - 0	6 - 1	2 - 2	12	9 75%		6 75%	3 75%	
	7		1 - 0			1	1 100%			1 100%	
	8			2 - 3	4 - 5	14	6 43%	2 50%	4 57%	0 0%	
	20	1 - 0				1	1 100%			1 100%	
	23		1 - 0		3 - 2	2 - 2	10	6 60%		4 67%	2 50%
<b>Tot</b>	1	1	2	17	17	38	23 61%	2 50%	14 67%	7 54%	
<b>wins KOR</b>	0 0%	0 0%	0 0%	6 35%	9 53%	15 39%					
<b>Dz</b>	0 0%		0 0%	3 43%	3 75%	6 46%					
<b>Nz</b>		0 0%	0 0%	2 25%	5 45%	7 33%					
<b>Az</b>				1 50%	1 50%	2 50%					

LEGEND

**Az** Attacking Zone

**Dz** Defending zone

**Nz** Neutral zone

**Tot** Total face-offs played



## LINE-UPS / ALIGNEMENTS

SAT 13 MAR 2010 / SAM 13 MAR 2010 START TIME / DÉBUT 20:30

### JPN - CZE

#### Referee(s)

HEGLE Petter Vojan (NOR)

#### Linesmen

MARCOTTE William (USA) , ROETHLISBERGER Brad Anton (USA)

#### Goalkeepers

Team: JPN

No.	Name	Gen
21	FUKUSHIMA Shinobu	M
39	NAGASE Mitsuru	M

Team: CZE

No.	Name	Gen
6	VAPENKA Michal	M
17	MATOUSEK Jan	M

#### Team Line-ups

Team: JPN (black)

No.	Pos.	Name	Gen
10	D	ENDO Takayuki +C	M
23	D	ISHIDA Naohiko	M
25	F	MISAWA Eiji	M
27	F	ANNAKA Mikio	M
59	F	ITO Noritaka	M
18	D	NAKAMURA Toshiyuki	M
24	D	SUDO Satoru +A	M
13	F	YOSHIKAWA Mamoru	M
32	F	UEHARA Daisuke	M
55	F	TAKAHASHI Kazuhiro +A	M
17	F	MAJIMA Makoto	M
29	F	MARUO Tomohiko	M
33	F	YAGUCHI Atsuya	M

Head Coach: NAKAKITA Kojin

Team: CZE (white)

No.	Pos.	Name	Gen
26	D	KLIMA Zdenek	M
29	D	KUBES Pavel +C	M
74	F	GEIER Michal	M
77	F	PALAT David	M
82	F	HABL Zdenek +A	M
21	D	KVOCH Tomas +A	M
10	F	BERGER Jiri	M
24	F	SAFRANEK Zdenek	M
30	F	FOJTIK Erik	M
96	F	KRUPICKA Zdenek	M
65	D	HRBEK Miroslav	M
75	F	RAUL Jiri	M

Head Coach: ZELENKA Tomas

#### LEGEND

<b>D</b>	Defence	<b>F</b>	Forward	<b>Gen</b>	Gender	<b>No</b>	Jersey number
<b>Pos</b>	Position	<b>+A</b>	Assistant Captain	<b>+C</b>	Captain		



## GAME SUMMARY / RÉSUMÉ DE LA PARTIE

SAT 13 MAR 2010 / SAM 13 MAR 2010 START TIME / DÉBUT 20:30 END TIME / FINI À 22:23

**JPN - CZE 2 - 1 (0 - 0, 1 - 0, 1 - 1)**

Spectators	Referee(s)	Linesmen
2752	HEGLE Petter Vojan (NOR)	MARCOTTE William (USA) , ROETHLISBERGER Brad Anton (USA)

### Team Statistics

Period	Score	SVS	SOG	PIM	TPP	PPG	SHG
1	0 : 0	3 : 6	6 : 3	0 : 2	01:55 : 00:00	0 : 0	0 : 0
2	1 : 0	2 : 6	7 : 2	4 : 2	02:05 : 04:00	0 : 0	0 : 0
3	1 : 1	3 : 4	5 : 4	4 : 0	00:00 : 02:52	0 : 0	0 : 0
<b>Total</b>	<b>2 : 1</b>	<b>8 : 16</b>	<b>18 : 9</b>	<b>8 : 4</b>	<b>04:00 : 06:52</b>	<b>0 : 0</b>	<b>0 : 0</b>

### 1st Period

Action	Time	ET/Res	Team	Type	No	Name	(G)	Name of Assistant(s) / Action Description
GK	00:00		JPN		39	NAGASE M		- Goalkeeper in
GK	00:00		CZE		6	VAPENKA M		- Goalkeeper in
Penalty	13:05	15:05	CZE	2 min.	74	GEIER M		- Interference

### 2nd Period

Action	Time	ET/Res	Team	Type	No	Name	(G)	Name of Assistant(s) / Action Description
<b>Goal</b>	<b>15:11</b>	<b>1 : 0</b>	<b>JPN</b>	<b>EQ</b>	<b>10</b>	<b>ENDO T</b>	(1)	24 SUDO S On Ice JPN 39 10 24 32 55 59 55 TAKAHASHI K CZE 6 26 29 74 77 82
Penalty	20:12	22:12	JPN	2 min.	-	Team penalty		- Too Many Players on the Ice
Penalty	23:48	25:48	CZE	2 min.	82	HABL Z		- Interference
Penalty	26:25	28:25	JPN	2 min.	10	ENDO T		- Holding

### 3rd Period

Action	Time	ET/Res	Team	Type	No	Name	(G)	Name of Assistant(s) / Action Description
<b>Goal</b>	<b>33:06</b>	<b>1 : 1</b>	<b>CZE</b>	<b>EQ</b>	<b>82</b>	<b>HABL Z</b>	(1)	21 KVOCH T On Ice JPN 39 10 13 24 32 55 74 GEIER M CZE 6 21 29 74 77 82
Penalty	34:55	36:55	JPN	2 min.	27	ANNAKA M		- Holding
<b>Goal</b>	<b>38:19</b>	<b>2 : 1</b>	<b>JPN</b>	<b>EQ</b>	<b>23</b>	<b>ISHIDA N</b>	(1)	32 UEHARA D On Ice JPN 39 10 13 23 32 55 CZE 6 10 21 24 30 96
Penalty	44:08	45:00	JPN	2 min.	32	UEHARA D		- Elbowing
GK	44:08		CZE					6 VAPENKA M - Goalkeeper out
GK	45:00		JPN					39 NAGASE M - Goalkeeper out

### Goalkeeper Records

Team : JPN - Japan

No	Name	SOG	SVS	MIP
39	NAGASE Mitsuru	9	8	45:00
21	FUKUSHIMA Shinobu			

Team : CZE - Czech Republic

No	Name	SOG	SVS	MIP
6	VAPENKA Michal	18	16	44:08
17	MATOUSEK Jan			

### Game Statistics

Team : JPN (black)																		
No	Pos	Name	Shots on Goal							Time on Ice								
			G	A	PIM	1	2	3	OT	TS	+/-	1	2	3	OT	TOT	SHF	AVG
10	D	ENDO Takayuki	+C	1	0	2	2	3	0	5	+1	11:34	10:58	11:38		34:10	22	1:33
23	D	ISHIDA Naohiko		1	0	0	1	1	1	3	+1	9:03	7:47	7:59		24:49	21	1:10
25	F	MISAWA Eiji		0	0	0	0	0	0	0	0	6:34	7:15	8:39		22:28	15	1:29
27	F	ANNAKA Mikio		0	0	2	1	0	1	2	0	6:34	2:33	6:28		15:35	14	1:06



PRELIMINARY ROUND - GROUP A - GAME 4  
MANCHE PRÉLIMINAIRE - GROUPE A - MATCH 4

No	Pos	Name	G	A	PIM	Shots on Goal					+/-	Time on Ice					
						1	2	3	OT	TS		1	2	3	OT	TOT	SHF
59	F	ITO Noritaka	0	0	0	0	1	0		1	+1	8:29	8:17	8:39	25:25	19	1:20
13	F	YOSHIKAWA Mamoru	0	0	0	0	0	0		0	0	6:30	5:26	5:37	17:33	12	1:27
18	D	NAKAMURA Toshiyuki	0	0	0	0	0	0		0	0	0:00	1:35	0:00	1:35	1	1:35
24	D	SUDO Satoru +A	0	1	0	0	0	1		1	0	9:21	11:23	10:28	31:12	19	1:38
32	F	UEHARA Daisuke	0	1	2	2	1	1		4	+1	8:25	7:55	6:23	22:43	14	1:37
55	F	TAKAHASHI Kazuhiro +A	0	1	0	0	1	1		2	+1	8:25	7:44	6:23	22:32	14	1:36
17	F	MAJIMA Makoto	0	0	0	0	0	0		0	0	0:00	0:00	0:00	0:00	0	0:00
29	F	MARUO Tomohiko	0	0	0	0	0	0		0	0	0:00	0:00	0:00	0:00	0	0:00
33	F	YAGUCHI Atsuya	0	0	0	0	0	0		0	0	0:00	0:00	0:00	0:00	0	0:00
21	GK	FUKUSHIMA Shinobu	0	0	0	0	0	0		0							
39	GK	NAGASE Mitsuru	0	0	0	0	0	0		0							
<b>Total</b>			<b>2</b>	<b>3</b>	<b>6</b>	<b>6</b>	<b>7</b>	<b>5</b>		<b>18</b>							

Head Coach : NAKAKITA Kojin

Team : CZE (white)

No	Pos	Name	G	A	PIM	Shots on Goal					+/-	Time on Ice					
						1	2	3	OT	TS		1	2	3	OT	TOT	SHF
26	D	KLIMA Zdenek	0	0	0	0	0	0		0	-1	7:49	1:51	0:00	9:40	7	1:22
29	D	KUBES Pavel +C	0	0	0	0	0	1		1	0	9:46	9:09	13:39	32:34	18	1:48
74	F	GEIER Michal	0	1	2	0	0	0		0	0	7:49	9:14	9:12	26:15	16	1:38
77	F	PALAT David	0	0	0	0	0	0		0	0	9:46	5:28	6:33	21:47	13	1:40
82	F	HABL Zdenek +A	1	0	2	0	0	1		1	0	9:46	8:13	8:30	26:29	17	1:33
10	F	BERGER Jiri	0	0	0	0	0	0		0	-1	5:13	8:52	8:54	22:59	16	1:26
21	D	KVOCH Tomas +A	0	1	0	1	1	1		3	0	7:10	12:14	8:34	27:58	17	1:38
24	F	SAFRANEK Zdenek	0	0	0	1	1	0		2	-1	5:13	4:46	6:07	16:06	12	1:20
30	F	FOJTIK Erik	0	0	0	0	0	0		0	-1	5:13	6:44	7:00	18:57	13	1:27
96	F	KRUPICKA Zdenek	0	0	0	1	0	1		2	-1	5:13	6:19	8:00	19:32	14	1:23
65	D	HRBEK Miroslav	0	0	0	0	0	0		0	0	0:00	0:00	0:00	0:00	0	0:00
75	F	RAUL Jiri	0	0	0	0	0	0		0	0	0:00	0:00	0:00	0:00	0	0:00
6	GK	VAPENKA Michal	0	0	0	0	0	0		0							
17	GK	MATOUSEK Jan	0	0	0	0	0	0		0							
<b>Total</b>			<b>1</b>	<b>2</b>	<b>4</b>	<b>3</b>	<b>2</b>	<b>4</b>		<b>9</b>							

Head Coach : ZELENKA Tomas

Group A

R	Team	GP	W	OTW	OTL	L	PTS	GDF	GF:GA
1	USA	1	1	0	0	0	3	+5	5 : 0
2	JPN	1	1	0	0	0	3	+1	2 : 1
3	CZE	1	0	0	0	1	0	-1	1 : 2
4	KOR	1	0	0	0	1	0	-5	0 : 5

	CZE	JPN	KOR	USA
CZE	*****	1:2	TUE 16 MAR 10:00	SUN 14 MAR 17:00
JPN	2:1	*****	SUN 14 MAR 20:30	TUE 16 MAR 17:00
KOR	TUE 16 MAR 10:00	SUN 14 MAR 20:30	*****	0:5
USA	SUN 14 MAR 17:00	TUE 16 MAR 17:00	5:0	*****



#### LEGEND

<b>A</b>	Assists	<b>AVG</b>	Average time on ice / shift	<b>D</b>	Defence	<b>ENG</b>	Empty net goal
<b>EQ</b>	Equal strength	<b>ET/Res</b>	Penalty end time/Result of game	<b>F</b>	Forward	<b>G</b>	Goals
<b>(G)</b>	Goals in tournament	<b>GA</b>	Goals against	<b>GDF</b>	Goal difference	<b>GF</b>	Goals for
<b>GK</b>	Goalkeeper	<b>GP</b>	Games played	<b>GWG</b>	Game winning goal	<b>GWS</b>	Game winning shots
<b>L</b>	Losses	<b>MIP</b>	Minutes in play (GK)	<b>No</b>	Jersey number	<b>OT</b>	Overtime
<b>OTL</b>	Overtime losses	<b>OTW</b>	Overtime wins	<b>PIM</b>	Penalties in minutes	<b>Pos</b>	Position
<b>PP1</b>	Power play - 1 player	<b>PP2</b>	Power play - 2 players	<b>PPG</b>	Power play goals	<b>PS</b>	Penalty shot
<b>PTS</b>	Points	<b>R</b>	Rank	<b>SH1</b>	Shorthanded - 1 player	<b>SH2</b>	Shorthanded - 2 players
<b>SHF</b>	Number of shifts	<b>SHG</b>	Shorthanded goals	<b>SOG</b>	Shots on goal	<b>SVS</b>	Saves
<b>TOT</b>	Total	<b>TPP</b>	Time on power play	<b>TS</b>	Total shots	<b>W</b>	Wins
<b>+/-</b>	Net result of positive and negative participation			<b>+A</b>	Assistant captain	<b>+C</b>	Captain



## SHOT CHART / TABLEAU DES LANCERS

SAT 13 MAR 2010 / SAM 13 MAR 2010 START TIME / DÉBUT 20:30

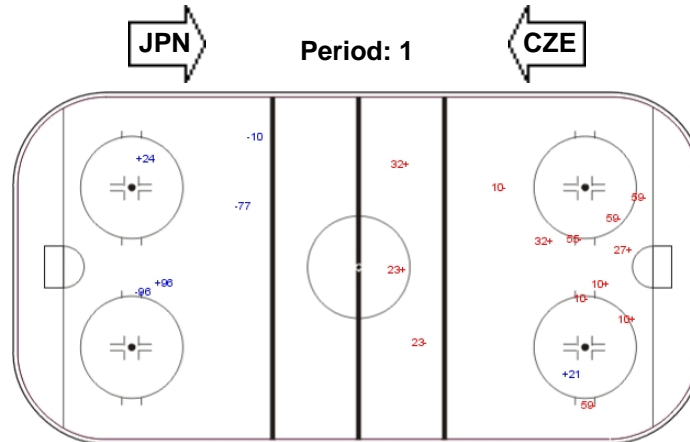
### JPN - CZE

Shots by CZE

Goals (o): 0 SSG (+): 3  
SSP (<): 0 SPG (-): 3



GK 39 of JPN



Shots by JPN

Goals (o): 0 SSG (+): 6  
SSP (>): 0 SPG (-): 7



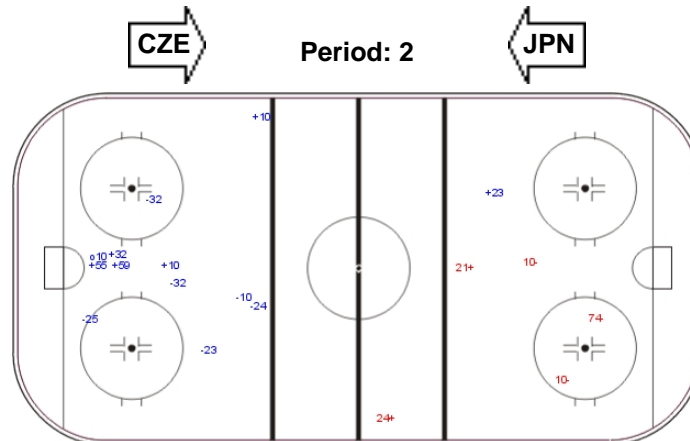
GK 6 of CZE

Shots by JPN

Goals (o): 1 SSG (+): 6  
SSP (<): 0 SPG (-): 6



GK 6 of CZE



Shots by CZE

Goals (o): 0 SSG (+): 2  
SSP (>): 0 SPG (-): 3



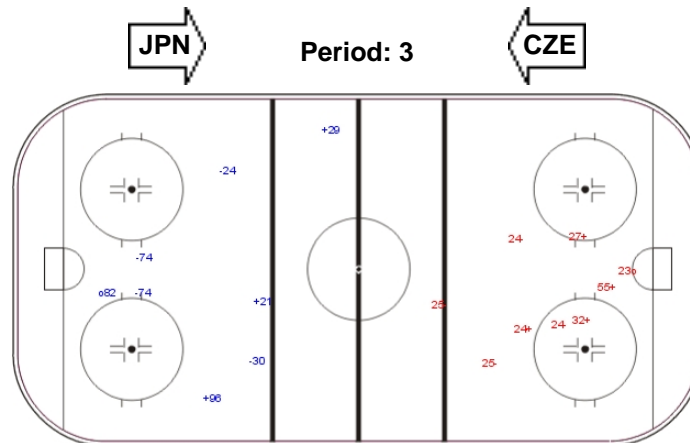
GK 39 of JPN

Shots by CZE

Goals (o): 1 SSG (+): 3  
SSP (<): 0 SPG (-): 4



GK 39 of JPN



Shots by JPN

Goals (o): 1 SSG (+): 4  
SSP (>): 0 SPG (-): 4



GK 6 of CZE

#### LEGEND

ENG Empty net goal

GK Goalkeeper

SPG Shots past goal

SSG Shots saved by goalkeeper

SSP Shots saved by player



## FACE-OFF CHART / TABLEAU DES REMISES EN JEU

SAT 13 MAR 2010 / SAM 13 MAR 2010 START TIME / DÉBUT 20:30

### JPN - CZE

#### PERIOD 1

	JPN		CZE		JPN		CZE		JPN		CZE		Total wins all zones
	Def. zone	Att. zone	Neutral zone		Att. zone	Def. zone	Att. zone	Def. zone	Att. zone	Def. zone			
	- 55	+ 30	+ 25	- 82	+ 25	- 82	+ 25	- 82	+ 55	- 30	+ 55	- 30	
	+ 55	- 30	+ 25	- 30	- 25	+ 82	- 25	+ 82	+ 55	- 30	+ 55	- 30	
	+ 25	- 82	- 25	+ 82	+ 55	- 82	+ 55	- 30	+ 55	- 30	+ 55	- 30	
	+ 55	- 82	+ 55	- 82	+ 55	- 82	+ 55	- 30	+ 55	- 30	+ 55	- 30	
	+ 55	- 82	+ 55	- 82	+ 55	- 82	+ 55	- 30	+ 55	- 30	+ 55	- 30	
Total wins / period	3 / 75%	1 / 25%	4 / 80%	1 / 20%	6 / 86%	1 / 14%	13 / 81%	3 / 19%					

#### PERIOD 2

	JPN		CZE		JPN		CZE		JPN		CZE		Total wins all zones
	Def. zone	Att. zone	Neutral zone		Att. zone	Def. zone	Att. zone	Def. zone	Att. zone	Def. zone			
	- 25	+ 82	+ 55	- 82	- 25	+ 82	+ 55	- 30	+ 55	- 74	+ 55	- 30	
	+ 13	- 30	+ 25	- 82	+ 55	- 30	+ 55	- 74	+ 55	- 30	+ 55	- 30	
	- 55	+ 30	+ 25	- 82	+ 55	- 74	+ 55	- 30	+ 55	- 30	+ 55	- 30	
	+ 55	- 82	- 25	+ 30	+ 55	- 30	+ 55	- 30	+ 55	- 30	+ 55	- 30	
	+ 25	- 10	- 25	+ 30	+ 55	- 30	+ 55	- 30	+ 55	- 30	+ 55	- 30	
Total wins / period	4 / 67%	2 / 33%	3 / 75%	1 / 25%	4 / 80%	1 / 20%	11 / 73%	4 / 27%					

#### PERIOD 3

	JPN		CZE		JPN		CZE		JPN		CZE		Total wins all zones
	Def. zone	Att. zone	Neutral zone		Att. zone	Def. zone	Att. zone	Def. zone	Att. zone	Def. zone			
	- 55	+ 82	+ 25	- 82	+ 55	- 30	+ 25	- 82	+ 55	- 82	+ 55	- 82	
			+ 55	- 82	+ 25	- 82	+ 25	- 82	+ 55	- 82	+ 55	- 82	
			+ 25	- 30	+ 55	- 30	+ 25	- 82	+ 55	- 82	+ 55	- 82	
			+ 55	- 30	- 55	+ 82	+ 55	- 82	- 25	+ 30	+ 55	- 82	
			- 55	+ 82	+ 55	- 82	- 25	+ 30	- 25	+ 30	+ 55	- 82	
			+ 55	- 82	- 25	+ 10	- 25	+ 30	- 25	+ 30	+ 55	- 82	
			- 25	+ 10	- 25	+ 10	- 25	+ 30	- 25	+ 30	+ 55	- 82	
			- 25	+ 10	- 25	+ 10	- 25	+ 30	- 25	+ 30	+ 55	- 82	
Total wins / period	0 / 0%	1 / 100%	5 / 63%	3 / 37%	4 / 67%	2 / 33%	9 / 60%	6 / 40%					

#### TOTAL



PRELIMINARY ROUND - GROUP A - GAME 4  
MANCHE PRÉLIMINAIRE - GROUPE A - MATCH 4

	JPN		CZE		JPN		CZE		Total wins all zones	
	Def. zone	Att. zone	Neutral zone		Att. zone	Def. zone			JPN	CZE
Total wins / game	7 / 64%	4 / 36%	12 / 71%	5 / 29%	14 / 78%	4 / 22%			33 / 72%	13 / 28%





HEAD TO HEAD

		CZE								
No.		10	30	74	82	Tot	wins JPN	Dz	Nz	Az
JPN	13		1 - 0			1	1 100%	1 100%		
	25	1 - 2	3 - 3	1 - 0	8 - 4	22	13 59%	2 67%	6 60%	5 56%
	55		10 - 2	1 - 0	8 - 2	23	19 83%	4 57%	6 86%	9 100%
<b>Tot</b>		3	19	2	22	46	33 72%	7 64%	12 71%	14 78%
<b>wins CZE</b>		2 67%	5 26%	0 0%	6 27%	13 28%				
<b>Dz</b>			2 20%	0 0%	2 33%	4 22%				
<b>Nz</b>		2 100%	1 25%		2 18%	5 29%				
<b>Az</b>		0 0%	2 40%		2 40%	4 36%				

LEGEND

**Az** Attacking Zone

**Dz** Defending zone

**Nz** Neutral zone

**Tot** Total face-offs played



## LINE-UPS / ALIGNEMENTS

SUN 14 MAR 2010 / DIM 14 MAR 2010 START TIME / DÉBUT 10:00

### NOR - ITA

#### Referee(s)

BOESE Paul (CAN)

#### Linesmen

FRERICHS Brian (USA) , TOODE Maksim (EST)

#### Goalkeepers

Team: NOR

No.	Name	Gen
1	JOHANSEN Roger	M
19	DENG Kissinger	M

Team: ITA

No.	Name	Gen
1	STILLITANO Santino	M
15	ARAUDO Gabriele	M

#### Team Line-ups

Team: NOR (red)

No.	Pos.	Name	Gen
4	D	ROVELSTAD Tommy +C	M
9	D	VAERNES Morten	M
3	F	PEDERSEN Rolf Einar +A	M
13	F	ROYNE Kjell Vidar	M
17	F	JOHANSEN Loyd Remi	M
7	D	HAGEN Eskil +A	M
16	D	NORDSTOGA Knut Andre	M
8	F	SVEE Stig Tore	M
11	F	BJORNSTAD Helge	M
22	F	BAKKE Audun	M
21	D	AUSTEVOLL Ole Bjarte	M
85	F	JACOBSEN Thomas	M

Team: ITA (white)

No.	Pos.	Name	Gen
3	D	ROSA Gianluigi	M
6	D	CAVALIERE Gian Luca +A	M
5	F	PLANKER Florian	M
7	F	WINKLER Werner	M
16	F	CHIAROTTI Andrea +C	M
14	D	BALOSSETTI Bruno	M
69	D	CONDELLO Giuseppe	M
20	F	STELLA Igor	M
68	F	CORVINO Valerio	M
73	F	LEPERDI Gregory +A	M
8	D	RADICE Roberto	M
11	D	MAGISTRELLI Ambrogio	M
88	D	KANESTRIN Rupert	M

Head Coach: HAGLUND Morten

Head Coach: da RIN Massimo

#### LEGEND

<b>D</b>	Defence	<b>F</b>	Forward	<b>Gen</b>	Gender	<b>No</b>	Jersey number
<b>Pos</b>	Position	<b>+A</b>	Assistant Captain	<b>+C</b>	Captain		



## GAME SUMMARY / RÉSUMÉ DE LA PARTIE

SUN 14 MAR 2010 / DIM 14 MAR 2010 START TIME / DÉBUT 10:00 END TIME / FINI À 11:54

**NOR - ITA 2 - 1 (0 - 1 , 0 - 0 , 2 - 0)**

Spectators	Referee(s)	Linesmen
3638	BOESE Paul (CAN)	FRERICHS Brian (USA) , TOODE Maksim (EST)

### Team Statistics

Period	Score	SVS	SOG	PIM	TPP	PPG	SHG
1	0 : 1	4 : 4	4 : 5	0 : 2	02:00 : 00:00	0 : 0	0 : 0
2	0 : 0	2 : 3	3 : 2	0 : 4	02:24 : 00:00	0 : 0	0 : 0
3	2 : 0	3 : 9	11 : 3	0 : 0	01:36 : 00:00	0 : 0	0 : 0
<b>Total</b>	<b>2 : 1</b>	<b>9 : 16</b>	<b>18 : 10</b>	<b>0 : 6</b>	<b>06:00 : 00:00</b>	<b>0 : 0</b>	<b>0 : 0</b>

### 1st Period

Action	Time	ET/Res	Team	Type	No	Name	(G)	Name of Assistant(s) / Action Description
GK	00:00		NOR		1	JOHANSEN R		- Goalkeeper in
GK	00:00		ITA		1	STILLITANO S		- Goalkeeper in
Penalty	06:18	08:18	ITA	2 min.	14	BALOSSETTI B		- Interference
<b>Goal</b>	<b>08:34</b>	<b>0 : 1</b>	<b>ITA</b>	<b>EQ</b>	<b>7</b>	<b>WINKLER W</b>	(1)	5 PLANKER F On Ice NOR 1 7 8 11 16 22 ITA 1 3 5 6 7 16

### 2nd Period

Action	Time	ET/Res	Team	Type	No	Name	(G)	Name of Assistant(s) / Action Description
Penalty	22:21	24:21	ITA	2 min.	5	PLANKER F		- Holding
Penalty	29:36	31:36	ITA	2 min.	-	Team penalty		- Too Many Players on the Ice

### 3rd Period

Action	Time	ET/Res	Team	Type	No	Name	(G)	Name of Assistant(s) / Action Description
<b>Goal</b>	<b>37:59</b>	<b>1 : 1</b>	<b>NOR</b>	<b>EQ</b>	<b>13</b>	<b>ROYNE KV</b>	(1)	11 BJORNSTAD H On Ice NOR 1 3 4 7 11 13 ITA 1 3 5 6 69 73
<b>Goal</b>	<b>43:59</b>	<b>2 : 1</b>	<b>NOR</b>	<b>EQ</b>	<b>13</b>	<b>ROYNE KV</b>	(2)	11 BJORNSTAD H On Ice NOR 1 3 4 7 11 13 4 ROVELSTAD T ITA 1 3 5 6 7 73
GK	44:50		ITA					1 STILLITANO S - Goalkeeper out
GK	45:00		NOR					1 JOHANSEN R - Goalkeeper out

### Goalkeeper Records

#### Team : NOR - Norway

No	Name	SOG	SVS	MIP
1	JOHANSEN Roger	10	9	45:00
19	DENG Kissinger			

#### Team : ITA - Italy

No	Name	SOG	SVS	MIP
1	STILLITANO Santino	18	16	44:50
15	ARAUDO Gabriele			

### Game Statistics

#### Team : NOR (red)

No	Pos	Name	G	A	PIM	Shots on Goal					+/-	Time on Ice						
						1	2	3	OT	TS		1	2	3	OT	TOT	SHF	AVG
3	F	PEDERSEN Rolf Einar +A	0	0	0	2	0	1		3	+2	8:49	9:15	11:22		29:26	12	2:27
4	D	ROVELSTAD Tommy +C	0	1	0	0	1	4		5	+2	8:49	11:40	7:51		28:20	12	2:21
9	D	VAERNES Morten	0	0	0	0	0	0		0	0	6:31	6:06	8:58		21:35	13	1:39
13	F	ROYNE Kjell Vidar	2	0	0	0	0	2		2	+2	5:09	5:21	3:16		13:46	8	1:43
17	F	JOHANSEN Loyd Remi	0	0	0	0	0	0		0	0	7:10	5:36	1:57		14:43	10	1:28
7	D	HAGEN Eskil +A	0	0	0	0	1	1		2	+1	8:15	8:27	8:45		25:27	12	2:07



PRELIMINARY ROUND - GROUP B - GAME 5  
MANCHE PRÉLIMINAIRE - GROUPE B - MATCH 5

No	Pos	Name	G	A	PIM	Shots on Goal					+/-	Time on Ice						
						1	2	3	OT	TS		1	2	3	OT	TOT	SHF	AVG
8	F	SVEE Stig Tore	0	0	0	0	0	1			1	-1	6:15	7:57	8:45	22:57	12	1:54
11	F	BJORNSTAD Helge	0	2	0	1	1	2			4	+1	9:57	13:44	15:02	38:43	10	3:52
16	D	NORDSTOGA Knut Andre	0	0	0	1	0	0			1	-1	6:36	4:13	4:27	15:16	9	1:41
22	F	BAKKE Audun	0	0	0	0	0	0			0	-1	7:03	3:45	0:00	10:48	5	2:09
21	D	AUSTEVOLL Ole Bjarte	0	0	0	0	0	0			0	0	0:00	0:00	0:00	0:00	0	0:00
85	F	JACOBSEN Thomas	0	0	0	0	0	0			0	0	0:00	0:00	0:00	0:00	0	0:00
1	GK	JOHANSEN Roger	0	0	0	0	0	0			0							
19	GK	DENG Kissinger	0	0	0	0	0	0			0							
<b>Total</b>			<b>2</b>	<b>3</b>	<b>0</b>	<b>4</b>	<b>3</b>	<b>11</b>			<b>18</b>							

Head Coach : HAGLUND Morten

Team : ITA (white)

No	Pos	Name	G	A	PIM	Shots on Goal					+/-	Time on Ice						
						1	2	3	OT	TS		1	2	3	OT	TOT	SHF	AVG
3	D	ROSA Gianluigi	0	0	0	3	1	1			5	-1	11:42	13:22	12:31	37:35	10	3:45
5	F	PLANKER Florian	0	1	2	0	1	2			3	-1	8:51	10:04	10:29	29:24	15	1:57
6	D	CAVALIERE Gian Luca +A	0	0	0	0	0	0			0	-1	10:53	11:40	12:20	34:53	11	3:10
7	F	WINKLER Werner	1	0	0	1	0	0			1	0	8:10	10:21	9:42	28:13	15	1:52
16	F	CHIAROTTI Andrea +C	0	0	0	0	0	0			0	+1	9:07	7:14	8:24	24:45	17	1:27
14	D	BALOSSETTI Bruno	0	0	2	0	0	0			0	0	4:55	3:31	2:32	10:58	9	1:13
20	F	STELLA Igor	0	0	0	0	0	0			0	0	1:10	0:00	0:00	1:10	1	1:10
68	F	CORVINO Valerio	0	0	0	0	0	0			0	0	6:21	5:50	4:09	16:20	10	1:38
69	D	CONDELLO Giuseppe	0	0	0	0	0	0			0	-1	2:52	1:49	2:42	7:23	6	1:13
73	F	LEPERDI Gregory +A	0	0	0	1	0	0			1	-2	7:10	7:48	9:34	24:32	11	2:13
8	D	RADICE Roberto	0	0	0	0	0	0			0	0	2:20	1:49	0:00	4:09	3	1:23
11	D	MAGISTRELLI Ambrogio	0	0	0	0	0	0			0	0	0:00	0:00	0:00	0:00	0	0:00
88	D	KANESTRIN Rupert	0	0	0	0	0	0			0	0	0:00	0:00	0:00	0:00	0	0:00
1	GK	STILLITANO Santino	0	0	0	0	0	0			0							
15	GK	ARAUDO Gabriele	0	0	0	0	0	0			0							
<b>Total</b>			<b>1</b>	<b>1</b>	<b>4</b>	<b>5</b>	<b>2</b>	<b>3</b>			<b>10</b>							

Head Coach : da RIN Massimo

Group B

R	Team	GP	W	OTW	OTL	L	PTS	GDF	GF:GA
1	NOR	2	1	1	0	0	5	+2	4 : 2
2	CAN	1	1	0	0	0	3	+4	4 : 0
3	SWE	1	0	0	1	0	1	-1	1 : 2
4	ITA	2	0	0	0	2	0	-5	1 : 6

	CAN	ITA	NOR	SWE
CAN	*****	4:0	TUE 16 MAR 20:30	SUN 14 MAR 13:30
ITA	0:4	*****	1:2	TUE 16 MAR 13:30
NOR	TUE 16 MAR 20:30	2:1	*****	2:1
SWE	SUN 14 MAR 13:30	TUE 16 MAR 13:30	1:2	*****



#### LEGEND

<b>A</b>	Assists	<b>AVG</b>	Average time on ice / shift	<b>D</b>	Defence	<b>ENG</b>	Empty net goal
<b>EQ</b>	Equal strength	<b>ET/Res</b>	Penalty end time/Result of game	<b>F</b>	Forward	<b>G</b>	Goals
<b>(G)</b>	Goals in tournament	<b>GA</b>	Goals against	<b>GDF</b>	Goal difference	<b>GF</b>	Goals for
<b>GK</b>	Goalkeeper	<b>GP</b>	Games played	<b>GWG</b>	Game winning goal	<b>GWS</b>	Game winning shots
<b>L</b>	Losses	<b>MIP</b>	Minutes in play (GK)	<b>No</b>	Jersey number	<b>OT</b>	Overtime
<b>OTL</b>	Overtime losses	<b>OTW</b>	Overtime wins	<b>PIM</b>	Penalties in minutes	<b>Pos</b>	Position
<b>PP1</b>	Power play - 1 player	<b>PP2</b>	Power play - 2 players	<b>PPG</b>	Power play goals	<b>PS</b>	Penalty shot
<b>PTS</b>	Points	<b>R</b>	Rank	<b>SH1</b>	Shorthanded - 1 player	<b>SH2</b>	Shorthanded - 2 players
<b>SHF</b>	Number of shifts	<b>SHG</b>	Shorthanded goals	<b>SOG</b>	Shots on goal	<b>SVS</b>	Saves
<b>TOT</b>	Total	<b>TPP</b>	Time on power play	<b>TS</b>	Total shots	<b>W</b>	Wins
<b>+/-</b>	Net result of positive and negative participation			<b>+A</b>	Assistant captain	<b>+C</b>	Captain



### SHOT CHART / TABLEAU DES LANCERS

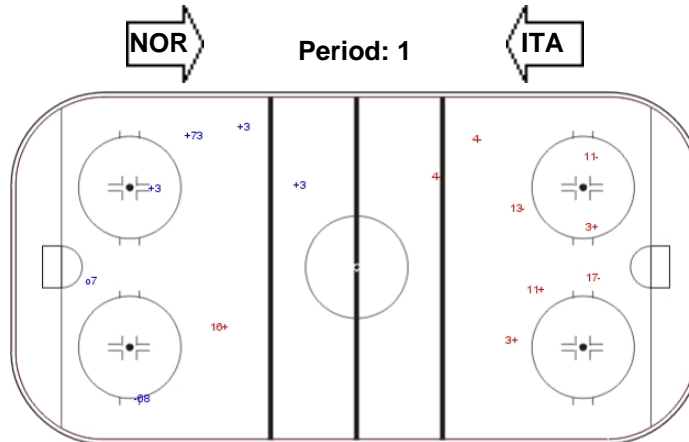
SUN 14 MAR 2010 / DIM 14 MAR 2010 START TIME / DÉBUT 10:00

#### NOR - ITA

Shots by ITA  
Goals (o): 1 SSG (+): 4  
SSP (<): 0 SPG (-): 1



GK 1 of NOR



Shots by NOR  
Goals (o): 0 SSG (+): 4  
SSP (>): 0 SPG (-): 5

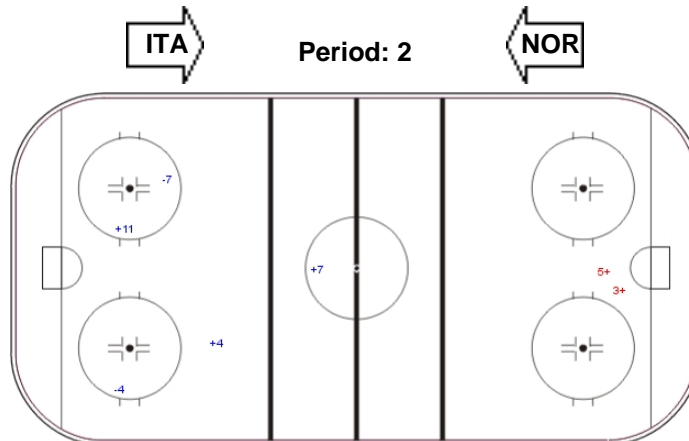


GK 1 of ITA

Shots by NOR  
Goals (o): 0 SSG (+): 3  
SSP (<): 0 SPG (-): 2



GK 1 of ITA



Shots by ITA  
Goals (o): 0 SSG (+): 2  
SSP (>): 0 SPG (-): 0

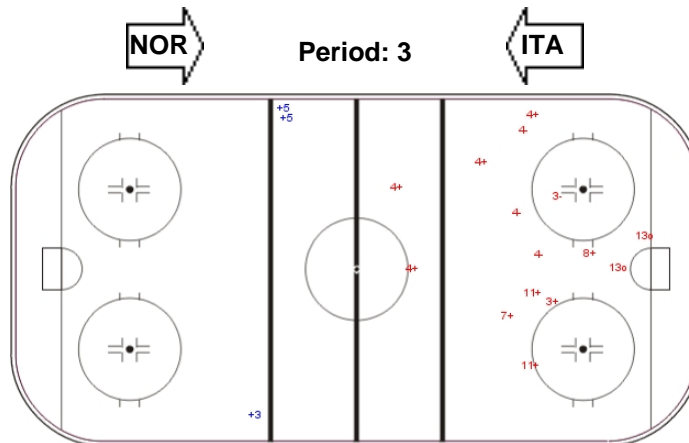


GK 1 of NOR


Shots by ITA  
Goals (o): 0 SSG (+): 3  
SSP (<): 0 SPG (-): 0



GK 1 of NOR



Shots by NOR  
Goals (o): 2 SSG (+): 9  
SSP (>): 0 SPG (-): 4



GK 1 of ITA

#### LEGEND

ENG Empty net goal GK Goalkeeper SPG Shots past goal SSG Shots saved by goalkeeper SSP Shots saved by player



## FACE-OFF CHART / TABLEAU DES REMISES EN JEU

SUN 14 MAR 2010 / DIM 14 MAR 2010 START TIME / DÉBUT 10:00

### NOR - ITA

#### PERIOD 1

	NOR		ITA		NOR		ITA		NOR		ITA		Total wins all zones
	Def. zone	Att. zone	Neutral zone	Neutral zone	Att. zone	Def. zone	Att. zone	Def. zone	Att. zone	Def. zone	Att. zone	Def. zone	
	+ 8	- 68	+ 3	- 5	- 8	+ 73							
	+ 8	- 73	+ 3	- 73	+ 3	- 5							
	- 8	+ 73	- 3	+ 16	+ 3	- 16							
			+ 3	- 73	+ 8	- 5							
			- 3	+ 5	- 8	+ 5							
			+ 3	- 5	- 8	+ 5							
Total wins / period	2 / 67%	1 / 33%	4 / 67%	2 / 33%	3 / 50%	3 / 50%	9 / 60%	6 / 40%					

#### PERIOD 2

	NOR		ITA		NOR		ITA		NOR		ITA		Total wins all zones
	Def. zone	Att. zone	Neutral zone	Neutral zone	Att. zone	Def. zone	Att. zone	Def. zone	Att. zone	Def. zone	Att. zone	Def. zone	
	+ 8	- 73	+ 3	- 5	+ 3	- 5							
	+ 3	- 7	+ 3	- 5	+ 8	- 5							
	+ 8	- 68	+ 8	- 73	+ 3	- 5							
			+ 3	- 5	+ 3	- 5							
			+ 9	- 7	+ 8	- 5							
			+ 8	- 73	- 3	+ 5							
			+ 3	- 5	+ 3	- 16							
			+ 3	- 5	- 8	+ 7							
					- 3	+ 5							
					+ 8	- 73							
Total wins / period	3 / 100%	0 / 0%	8 / 100%	0 / 0%	7 / 70%	3 / 30%	18 / 86%	3 / 14%					

#### PERIOD 3

	NOR		ITA		NOR		ITA		NOR		ITA		Total wins all zones
	Def. zone	Att. zone	Neutral zone	Neutral zone	Att. zone	Def. zone	Att. zone	Def. zone	Att. zone	Def. zone	Att. zone	Def. zone	
	+ 8	- 5	+ 3	- 5	+ 3	- 5							
			- 3	+ 5	+ 3	- 5							
			- 8	+ 5	- 3	+ 73							
			+ 8	- 5	+ 3	- 73							
			+ 3	- 5	- 11	+ 16							
			- 8	+ 5	- 8	+ 5							
Total wins / period	1 / 100%	0 / 0%	3 / 50%	3 / 50%	3 / 50%	3 / 50%	7 / 54%	6 / 46%					

#### TOTAL



PRELIMINARY ROUND - GROUP B - GAME 5  
MANCHE PRÉLIMINAIRE - GROUPE B - MATCH 5

	NOR		ITA		NOR		ITA		Total wins all zones	
	Def. zone	Att. zone	Neutral zone		Att. zone	Def. zone			NOR	ITA
Total wins / game	6 / 86%	1 / 14%	15 / 75%	5 / 25%	13 / 59%	9 / 41%			34 / 69%	15 / 31%





HEAD TO HEAD

		ITA									
No.	5	7	16	68	73	Tot	wins NOR	Dz	Nz	Az	
NOR	3	15 - 4	1 - 0	2 - 1		3 - 1	27	21 78%	1 100%	11 79%	9 75%
	8	5 - 5	0 - 1		2 - 0	5 - 2	20	12 60%	5 83%	3 60%	4 44%
	9		1 - 0				1	1 100%		1 100%	
	11			0 - 1			1	0 0%			0 0%
<b>Tot</b>	29	3	4	2	11	49	34 69%	6 86%	15 75%	13 59%	
<b>wins ITA</b>	9 31%	1 33%	2 50%	0 0%	3 27%	15 31%					
<b>Dz</b>	5 36%	1 100%	1 33%		2 50%	9 41%					
<b>Nz</b>	4 29%	0 0%	1 100%		0 0%	5 25%					
<b>Az</b>	0 0%	0 0%		0 0%	1 33%	1 14%					

LEGEND

**Az** Attacking Zone

**Dz** Defending zone

**Nz** Neutral zone

**Tot** Total face-offs played



## LINE-UPS / ALIGNEMENTS

SUN 14 MAR 2010 / DIM 14 MAR 2010 START TIME / DÉBUT 13:30

### CAN - SWE

#### Referee(s)

BOKAL Scott (USA)

#### Linesmen

RICHARDSON Steven (NOR) , WESLEY Leon (CZE)

#### Goalkeepers

Team: CAN

No.	Name	Gen
22	ST-AMAND Benoit	M
57	ROSEN Paul	M

Team: SWE

No.	Name	Gen
5	NILSSON Ulf	M
10	EDBOM Jan	M

#### Team Line-ups

Team: CAN (red)

No.	Pos.	Name	Gen
11	D	DIXON Adam	M
17	D	LABONTE Jean +C	M
12	F	WESTLAKE Greg +A	M
18	F	BRIDGES Billy	M
27	F	BOWDEN Brad +A	M
<hr/>			
21	D	GRASSI Raymond	M
29	D	MURRAY Graeme	M
7	F	DORION Marc	M
8	F	BOOKER Jeremy	M
19	F	NICHOLSON Todd	M
<hr/>			
3	F	LORD Herve	M
4	F	WHITSON Derek	M
10	F	MATHESON Shawn	M

Head Coach: SNYDER Jeff

Team: SWE (yellow)

No.	Pos.	Name	Gen
3	D	INGVARSSON Niklas +A	M
11	D	LUNDGREN Rasmus +A	M
4	F	ANDERSON Aron	M
8	F	KASPERI Per	M
21	F	HOLM Marcus +C	M
<hr/>			
2	F	SVENSSON Dan	M
15	F	CARLSSON Magnus	M
18	F	ENGMARK Dedjo	M
19	F	WISTRAND Anders	M
20	F	RAKOS Niklas	M

Head Coach: EDBOM Jan

#### LEGEND

<b>D</b>	Defence	<b>F</b>	Forward	<b>Gen</b>	Gender	<b>No</b>	Jersey number
<b>Pos</b>	Position	<b>+A</b>	Assistant Captain	<b>+C</b>	Captain		



## GAME SUMMARY / RÉSUMÉ DE LA PARTIE

SUN 14 MAR 2010 / DIM 14 MAR 2010 START TIME / DÉBUT 13:30 END TIME / FINI À 15:30

**CAN - SWE 10 - 1 (4 - 1, 4 - 0, 2 - 0)**

Spectators	Referee(s)	Linesmen
5504	BOKAL Scott (USA)	RICHARDSON Steven (NOR) , WESLEY Leon (CZE)

### Team Statistics

Period	Score	SVS	SOG	PIM	TPP	PPG	SHG
1	4 : 1	0 : 10	14 : 1	0 : 2	00:51 : 00:00	0 : 0	0 : 0
2	4 : 0	0 : 7	11 : 0	18 : 4	02:03 : 06:46	2 : 0	2 : 0
3	2 : 0	2 : 5	7 : 2	2 : 0	00:00 : 02:14	0 : 0	0 : 0
<b>Total</b>	<b>10 : 1</b>	<b>2 : 22</b>	<b>32 : 3</b>	<b>20 : 6</b>	<b>02:54 : 09:00</b>	<b>2 : 0</b>	<b>2 : 0</b>

### 1st Period

Action	Time	ET/Res	Team	Type	No	Name	(G)	Name of Assistant(s) / Action Description
GK	00:00		CAN		22	ST-AMAND B		- Goalkeeper in
GK	00:00		SWE		5	NILSSON U		- Goalkeeper in
Goal	01:25	1 : 0	CAN	EQ	27	BOWDEN B	(1)	19 NICHOLSON T On Ice CAN 22 11 12 17 19 27 12 WESTLAKE G SWE 5 3 4 8 11 21
Goal	01:38	1 : 1	SWE	EQ	3	INGVARSSON N	(1)	On Ice CAN 22 7 8 18 21 29 SWE 5 3 4 8 11 21
Goal	07:44	2 : 1	CAN	EQ	12	WESTLAKE G	(3)	19 NICHOLSON T On Ice CAN 22 11 12 17 19 27 27 BOWDEN B SWE 5 3 4 8 11 21
Goal	12:54	3 : 1	CAN	EQ	11	DIXON A	(1)	18 BRIDGES B On Ice CAN 22 7 8 11 17 18 SWE 5 3 8 11 20 21
Goal	13:47	4 : 1	CAN	EQ	27	BOWDEN B	(2)	18 BRIDGES B On Ice CAN 22 12 18 21 27 29 12 WESTLAKE G SWE 5 3 8 11 15 21
Penalty	14:09	16:09	SWE	2 min.	21	HOLM M		- Interference

### 2nd Period

Action	Time	ET/Res	Team	Type	No	Name	(G)	Name of Assistant(s) / Action Description
Penalty	16:58	17:13	SWE	2 min.	3	INGVARSSON N		- Boarding
Goal	17:13	5 : 1	CAN	PP1	12	WESTLAKE G	(4)	11 DIXON A On Ice CAN 22 11 12 17 18 27 18 BRIDGES B SWE 5 4 8 11 21
Penalty	18:47	20:47	CAN	2 min.	10	MATHESON S		- Roughing
Penalty	21:37	22:16	SWE	2 min.	3	INGVARSSON N		- Falling on the Puck by the Player / Goalkeeper
Goal	22:16	6 : 1	CAN	PP1	11	DIXON A	(2)	27 BOWDEN B On Ice CAN 22 11 12 17 18 27 18 BRIDGES B SWE 5 4 11 15 21
Penalty	24:12	26:12	CAN	2 min.	7	DORION M		- Interference
Penalty	25:12	27:12	CAN	2 min.	18	BRIDGES B		- Checking to the Head and Neck Area
Penalty	25:12	37:12	CAN	10 min.	18	BRIDGES B		- Misconduct
Goal	25:28	7 : 1	CAN	SH2	12	WESTLAKE G	(5)	On Ice CAN 22 11 12 17 SWE 5 3 4 8 11 21
Goal	26:33	8 : 1	CAN	SH1	7	DORION M	(2)	On Ice CAN 22 7 11 12 17 SWE 5 3 4 8 11 21
Penalty	28:14	30:14	CAN	2 min.	29	MURRAY G		- Elbowing

### 3rd Period

Action	Time	ET/Res	Team	Type	No	Name	(G)	Name of Assistant(s) / Action Description
Goal	31:19	9 : 1	CAN	EQ	7	DORION M	(3)	19 NICHOLSON T On Ice CAN 22 7 8 19 21 29 SWE 5 3 8 15 18 21
Goal	34:58	10 : 1	CAN	EQ	7	DORION M	(4)	On Ice CAN 22 7 8 11 17 19 SWE 5 3 4 11 19 21
Penalty	41:12	43:12	CAN	2 min.	-	Team penalty		- Too Many Players on the Ice



Action	Time	ET/Res	Team	Type	No	Name	(G)	Name of Assistant(s) / Action Description
GK	45:00		CAN					22 ST-AMAND B - Goalkeeper out
GK	45:00		SWE					5 NILSSON U - Goalkeeper out

### Goalkeeper Records

Team : CAN - Canada

Team : SWE - Sweden

No	Name	SOG	SVS	MIP
22	ST-AMAND Benoit	3	2	45:00
57	ROSEN Paul			

No	Name	SOG	SVS	MIP
5	NILSSON Ulf	32	22	45:00
10	EDBOM Jan			

### Game Statistics

Team : CAN (red)

No	Pos	Name	G	A	PIM	Shots on Goal					+/-	Time on Ice						
						1	2	3	OT	TS		1	2	3	OT	TOT	SHF	AVG
11	D	DIXON Adam	2	1	0	2	2	0		4	+6	8:25	8:22	7:33		24:20	22	1:06
12	F	WESTLAKE Greg +A	3	2	0	3	2	2		7	+5	5:52	5:02	5:49		16:43	18	0:55
17	D	LABONTE Jean +C	0	0	0	0	2	0		2	+6	7:36	8:44	6:02		22:22	21	1:03
18	F	BRIDGES Billy	0	4	12	0	0	1		1	+1	5:14	3:28	1:59		10:41	16	0:40
27	F	BOWDEN Brad +A	2	2	0	5	2	0		7	+3	5:45	4:47	4:23		14:55	17	0:52
7	F	DORION Marc	3	0	2	0	2	2		4	+3	3:57	5:09	6:10		15:16	16	0:57
8	F	BOOKER Jeremy	0	0	0	2	0	0		2	+2	3:57	5:18	5:00		14:15	14	1:01
19	F	NICHOLSON Todd	0	3	0	0	0	0		0	+4	4:23	1:17	5:19		10:59	13	0:50
21	D	GRASSI Raymond	0	0	0	0	0	0		0	+1	6:47	6:46	8:51		22:24	19	1:10
29	D	MURRAY Graeme	0	0	2	0	0	0		0	+1	5:55	6:02	7:27		19:24	19	1:01
3	F	LORD Herve	0	0	0	0	0	0		0	0	4:10	3:44	5:06		13:00	12	1:05
4	F	WHITSON Derek	0	0	0	2	1	1		4	0	4:03	4:11	4:03		12:17	12	1:01
10	F	MATHESON Shawn	0	0	2	0	0	1		1	0	4:13	3:53	4:19		12:25	12	1:02
22	GK	ST-AMAND Benoit	0	0	0	0	0	0		0								
57	GK	ROSEN Paul	0	0	0	0	0	0		0								
<b>Total</b>			<b>10</b>	<b>12</b>	<b>18</b>	<b>14</b>	<b>11</b>	<b>7</b>		<b>32</b>								

Head Coach : SNYDER Jeff

Team : SWE (yellow)

No	Pos	Name	G	A	PIM	Shots on Goal					+/-	Time on Ice						
						1	2	3	OT	TS		1	2	3	OT	TOT	SHF	AVG
3	D	INGVARSSON Niklas +A	1	0	4	1	0	0		1	-7	14:55	13:33	12:37		41:05	6	6:50
4	F	ANDERSON Aron	0	0	0	0	0	0		0	-4	12:51	13:31	11:14		37:36	7	5:22
8	F	KASPERI Per	0	0	0	0	0	0		0	-6	10:20	8:13	9:04		27:37	12	2:18
11	D	LUNDGREN Rasmus +A	0	0	0	0	0	1		1	-6	14:04	11:13	6:11		31:28	10	3:08
21	F	HOLM Marcus +C	0	0	2	0	0	0		0	-7	14:05	13:43	13:56		41:44	6	6:57
2	F	SVENSSON Dan	0	0	0	0	0	0		0	0	0:00	0:00	3:22		3:22	3	1:07
15	F	CARLSSON Magnus	0	0	0	0	0	0		0	-2	1:52	2:47	5:25		10:04	8	1:15
18	F	ENGMARK Dedjo	0	0	0	0	0	0		0	-1	0:00	5:16	3:06		8:22	3	2:47
19	F	WISTRAND Anders	0	0	0	0	0	1		1	-1	0:00	0:00	6:07		6:07	2	3:03
20	F	RAKOS Niklas	0	0	0	0	0	0		0	-1	3:28	6:17	4:18		14:03	7	2:00
5	GK	NILSSON Ulf	0	0	0	0	0	0		0								
10	GK	EDBOM Jan	0	0	0	0	0	0		0								
<b>Total</b>			<b>1</b>	<b>0</b>	<b>6</b>	<b>1</b>	<b>0</b>	<b>2</b>		<b>3</b>								



Head Coach : EDBOM Jan

Group B

R	Team	GP	W	OTW	OTL	L	PTS	GDF	GF:GA
1	CAN	2	2	0	0	0	6	+13	14 : 1
2	NOR	2	1	1	0	0	5	+2	4 : 2
3	SWE	2	0	0	1	1	1	-10	2 : 12
4	ITA	2	0	0	0	2	0	-5	1 : 6

	CAN	ITA	NOR	SWE
CAN	*****	4:0	TUE 16 MAR 20:30	10:1
ITA	0:4	*****	1:2	TUE 16 MAR 13:30
NOR	TUE 16 MAR 20:30	2:1	*****	2:1
SWE	1:10	TUE 16 MAR 13:30	1:2	*****

LEGEND

<b>A</b> Assists	<b>AVG</b> Average time on ice / shift	<b>D</b> Defence	<b>ENG</b> Empty net goal
<b>EQ</b> Equal strength	<b>ET/Res</b> Penalty end time/Result of game	<b>F</b> Forward	<b>G</b> Goals
<b>(G)</b> Goals in tournament	<b>GA</b> Goals against	<b>GDF</b> Goal difference	<b>GF</b> Goals for
<b>GK</b> Goalkeeper	<b>GP</b> Games played	<b>GWG</b> Game winning goal	<b>GWS</b> Game winning shots
<b>L</b> Losses	<b>MIP</b> Minutes in play (GK)	<b>No</b> Jersey number	<b>OT</b> Overtime
<b>OTL</b> Overtime losses	<b>OTW</b> Overtime wins	<b>PIM</b> Penalties in minutes	<b>Pos</b> Position
<b>PP1</b> Power play - 1 player	<b>PP2</b> Power play - 2 players	<b>PPG</b> Power play goals	<b>PS</b> Penalty shot
<b>PTS</b> Points	<b>R</b> Rank	<b>SH1</b> Shorthanded - 1 player	<b>SH2</b> Shorthanded - 2 players
<b>SHF</b> Number of shifts	<b>SHG</b> Shorthanded goals	<b>SOG</b> Shots on goal	<b>SVS</b> Saves
<b>TOT</b> Total	<b>TPP</b> Time on power play	<b>TS</b> Total shots	<b>W</b> Wins
<b>+/-</b> Net result of positive and negative participation		<b>+A</b> Assistant captain	<b>+C</b> Captain



## SHOT CHART / TABLEAU DES LANCERS

SUN 14 MAR 2010 / DIM 14 MAR 2010 START TIME / DÉBUT 13:30

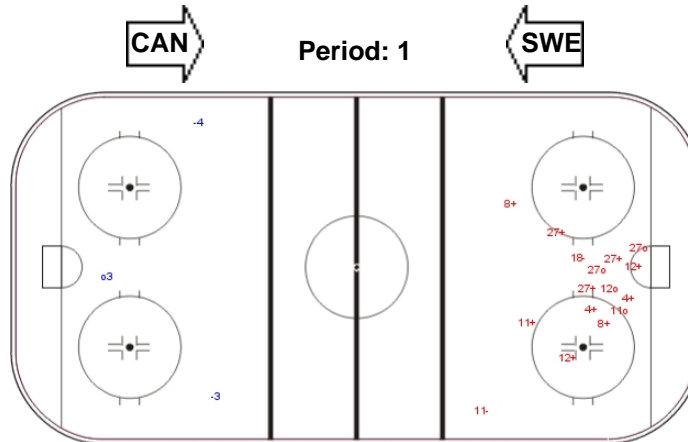
### CAN - SWE

Shots by SWE

Goals (o): 1 SSG (+): 0  
SSP (<): 0 SPG (-): 2



GK 22 of CAN



Shots by CAN


Goals (o): 4 SSG (+): 10  
SSP (>): 0 SPG (-): 2



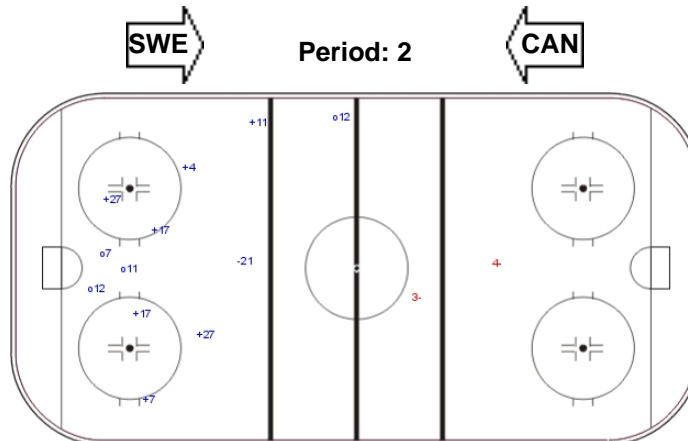
GK 5 of SWE

Shots by CAN

Goals (o): 4 SSG (+): 7  
SSP (<): 0 SPG (-): 1



GK 5 of SWE



Shots by SWE


Goals (o): 0 SSG (+): 0  
SSP (>): 0 SPG (-): 2



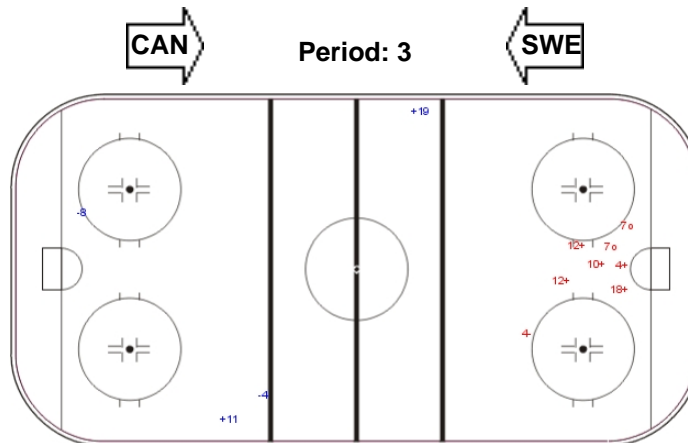
GK 22 of CAN

Shots by SWE

Goals (o): 0 SSG (+): 2  
SSP (<): 0 SPG (-): 2




GK 22 of CAN



Shots by CAN

Goals (o): 2 SSG (+): 5  
SSP (>): 0 SPG (-): 1



GK 5 of SWE

#### LEGEND

**ENG** Empty net goal    **GK** Goalkeeper    **SPG** Shots past goal    **SSG** Shots saved by goalkeeper    **SSP** Shots saved by player



## FACE-OFF CHART / TABLEAU DES REMISES EN JEU

SUN 14 MAR 2010 / DIM 14 MAR 2010 START TIME / DÉBUT 13:30

### CAN - SWE

#### PERIOD 1

	CAN		SWE		CAN		SWE		Total wins all zones
	Def. zone	Att. zone	Neutral zone	Neutral zone	Att. zone	Def. zone	Def. zone	Att. zone	
	+ 3	- 11	- 3	+ 11	- 19	+ 11			
	+ 18	- 11	+ 18	- 11	- 19	+ 11			
	+ 3	- 11	+ 18	- 11	+ 19	- 11			
	+ 18	- 11	+ 18	- 11	+ 18	- 11			
			+ 18	- 18	+ 3	- 11			
			+ 3	- 18	- 3	+ 11			
			+ 19	- 11	- 12	+ 8			
					+ 19	- 18			
					+ 18	- 11			
Total wins / period	4 / 100%	0 / 0%	6 / 86%	1 / 14%	5 / 56%	4 / 44%			CAN 15 / 75% SWE 5 / 25%

#### PERIOD 2

	CAN		SWE		CAN		SWE		Total wins all zones
	Def. zone	Att. zone	Neutral zone	Neutral zone	Att. zone	Def. zone	Def. zone	Att. zone	
	+ 3	- 8	- 18	+ 18	+ 18	- 8			
	+ 3	- 4	- 3	+ 8	+ 19	- 8			
	+ 12	- 8	- 7	+ 4	+ 12	- 8			
	+ 3	- 20	- 19	+ 8	+ 18	- 11			
	- 12	+ 21	- 3	+ 11	- 18	+ 11			
			- 12	+ 18	+ 3	- 11			
			- 10	+ 18	+ 18	- 11			
			+ 12	- 8	- 18	+ 18			
			+ 7	- 8	+ 7	- 11			
			- 3	+ 21					
Total wins / period	4 / 80%	1 / 20%	2 / 20%	8 / 80%	7 / 78%	2 / 22%			CAN 13 / 54% SWE 11 / 46%

#### PERIOD 3

	CAN		SWE		CAN		SWE		Total wins all zones
	Def. zone	Att. zone	Neutral zone	Neutral zone	Att. zone	Def. zone	Def. zone	Att. zone	
	+ 19	- 18	- 12	+ 18	- 19	+ 18			
	- 3	+ 4	- 3	+ 18	+ 19	- 18			
	+ 7	- 4	- 19	+ 4	+ 3	- 4			
			+ 19	- 4	+ 19	- 4			
					+ 18	- 21			
					+ 18	- 4			
					+ 3	- 15			
					- 3	+ 15			
Total wins / period	2 / 67%	1 / 33%	1 / 25%	3 / 75%	6 / 75%	2 / 25%			CAN 9 / 60% SWE 6 / 40%



TOTAL

	CAN		SWE		CAN		SWE		Total wins all zones	
	Def. zone	Att. zone	Neutral zone		Att. zone	Def. zone			CAN	SWE
Total wins / game	10 / 83%	2 / 17%	9 / 43%	12 / 57%	18 / 69%	8 / 31%			37 / 63%	22 / 37%





HEAD TO HEAD

		SWE											
No.	4	8	11	15	18	20	21	Tot	wins CAN	Dz	Nz	Az	
CAN	3	2 - 1	1 - 1	4 - 3	1 - 1	1 - 1	1 - 0	0 - 1	18	10 56%	5 83%	1 17%	4 67%
	7	1 - 1	1 - 0	1 - 0					4	3 75%	1 100%	1 50%	1 100%
	10					0 - 1			1	0 0%		0 0%	
	12		3 - 1			0 - 2		0 - 1	7	3 43%	1 50%	1 33%	1 50%
	18	1 - 0	1 - 0	9 - 1		1 - 2		1 - 0	16	13 81%	2 100%	4 80%	7 78%
	19	2 - 1	1 - 1	2 - 2		3 - 1			13	8 62%	1 100%	2 50%	5 63%
<b>Tot</b>	9	10	22	2	12	1	3	59	37 63%	10 83%	9 43%	18 69%	
<b>wins SWE</b>	3 33%	3 30%	6 27%	1 50%	7 58%	0 0%	2 67%	22 37%					
<b>Dz</b>	0 0%	1 25%	4 33%	1 50%	2 50%		0 0%	8 31%					
<b>Nz</b>	2 67%	2 50%	2 33%		5 71%		1 100%	12 57%					
<b>Az</b>	1 33%	0 0%	0 0%		0 0%	0 0%	1 100%	2 17%					

LEGEND

**Az** Attacking zone

**Dz** Defending zone

**Nz** Neutral zone

**Tot** Total face-offs played



## LINE-UPS / ALIGNEMENTS

SUN 14 MAR 2010 / DIM 14 MAR 2010 START TIME / DÉBUT 17:00

### USA - CZE

#### Referee(s)

MATTE Paul (CAN)

#### Linesmen

DAGENAIS Eric (CAN) , THOEGER-ANDRESEN Kai Gunnar (NOR)

#### Goalkeepers

Team: USA

No.	Name	Gen
34	CASH Steve	M
27	BLABAC Mike	M

Team: CZE

No.	Name	Gen
6	VAPENKA Michal	M
17	MATOUSEK Jan	M

#### Team Line-ups

Team: USA (white)

No.	Pos.	Name	Gen
4	D	CONNELLY Jimmy +A	M
9	D	YOHE Andy +C	M
3	F	JONES Tim	M
5	F	EMMERSON Brad	M
20	F	PAGE Adam	M
<hr/>			
15	D	LANDEROS Nikko	M
19	D	CHACE Taylor +A	M
21	F	SALAMONE Alexi	M
23	F	HOWARD Joe	M
25	F	TORRES Bubba	M
<hr/>			
7	F	LIPSETT Taylor	M
8	F	SHAW Greg	M
14	F	PAULS Josh	M

Head Coach: MALUTA Ray

Team: CZE (red)

No.	Pos.	Name	Gen
26	D	KLIMA Zdenek	M
29	D	KUBES Pavel +C	M
74	F	GEIER Michal	M
77	F	PALAT David	M
82	F	HABL Zdenek +A	M
<hr/>			
21	D	KVOCH Tomas +A	M
10	F	BERGER Jiri	M
24	F	SAFRANEK Zdenek	M
30	F	FOJTIK Erik	M
96	F	KRUPICKA Zdenek	M
<hr/>			
65	D	HRBEK Miroslav	M
75	F	RAUL Jiri	M

Head Coach: ZELENKA Tomas

#### LEGEND

<b>D</b>	Defence	<b>F</b>	Forward	<b>Gen</b>	Gender	<b>No</b>	Jersey number
<b>Pos</b>	Position	<b>+A</b>	Assistant Captain	<b>+C</b>	Captain		



## GAME SUMMARY / RÉSUMÉ DE LA PARTIE

SUN 14 MAR 2010 / DIM 14 MAR 2010 START TIME / DÉBUT 17:00 END TIME / FINI À 18:52

**USA - CZE 3 - 0 (1 - 0, 1 - 0, 1 - 0)**

Spectators	Referee(s)	Linesmen
5170	MATTE Paul (CAN)	DAGENAIS Eric (CAN) , THOEGER-ANDRESEN Kai Gunnar (NOR)

### Team Statistics

Period	Score	SVS	SOG	PIM	TPP	PPG	SHG
1	1 : 0	2 : 6	7 : 2	4 : 2	01:25 : 03:38	1 : 0	0 : 0
2	1 : 0	2 : 7	8 : 2	2 : 4	02:55 : 01:17	0 : 0	0 : 0
3	1 : 0	2 : 7	8 : 2	6 : 0	00:00 : 05:55	0 : 0	0 : 0
<b>Total</b>	<b>3 : 0</b>	<b>6 : 20</b>	<b>23 : 6</b>	<b>12 : 6</b>	<b>04:20 : 10:50</b>	<b>1 : 0</b>	<b>0 : 0</b>

### 1st Period

Action	Time	ET/Res	Team	Type	No	Name	(G)	Name of Assistant(s) / Action Description
GK	00:00		USA		34	CASH S		- Goalkeeper in
GK	00:00		CZE		6	VAPENKA M		- Goalkeeper in
Penalty	06:28	07:53	CZE	2 min.	26	KLIMA Z		- Teeing
<b>Goal</b>	<b>07:53</b>	<b>1 : 0</b>	<b>USA</b>	<b>PP1</b>	<b>7</b>	<b>LIPSETT T</b>	(3)	21 SALAMONE A On Ice USA 34 7 9 19 21 23 19 CHACE T CZE 6 10 21 29 30
Penalty	10:04	12:04	USA	2 min.	23	HOWARD J		- Interference
Penalty	13:22	15:22	USA	2 min.	-	Team penalty		- Too Many Players on the Ice

### 2nd Period

Action	Time	ET/Res	Team	Type	No	Name	(G)	Name of Assistant(s) / Action Description
Penalty	18:19	20:19	CZE	2 min.	10	BERGER J		- Roughing
Penalty	19:14	21:14	USA	2 min.	19	CHACE T		- Interference
Penalty	21:41	23:41	CZE	2 min.	10	BERGER J		- Interference
<b>Goal</b>	<b>27:01</b>	<b>2 : 0</b>	<b>USA</b>	<b>EQ</b>	<b>21</b>	<b>SALAMONE A</b>	(2)	On Ice USA 34 7 15 19 21 23 CZE 6 10 21 24 30 96

### 3rd Period

Action	Time	ET/Res	Team	Type	No	Name	(G)	Name of Assistant(s) / Action Description
Penalty	30:59	32:59	USA	2 min.	9	YOHE A		- Delaying the Game
<b>Goal</b>	<b>33:44</b>	<b>3 : 0</b>	<b>USA</b>	<b>EQ</b>	<b>4</b>	<b>CONNELLY J</b>	(1)	9 YOHE A On Ice USA 34 4 7 9 21 23 23 HOWARD J CZE 6 10 29 74 82 96
Penalty	38:18	40:18	USA	2 min.	21	SALAMONE A		- Elbowing
Penalty	43:05	45:00	USA	2 min.	7	LIPSETT T		- Interference
GK	45:00		USA					34 CASH S - Goalkeeper out
GK	45:00		CZE					6 VAPENKA M - Goalkeeper out

### Goalkeeper Records

Team : USA - United States

No	Name	SOG	SVS	MIP
34	CASH Steve	6	6	45:00
27	BLABAC Mike			

Team : CZE - Czech Republic

No	Name	SOG	SVS	MIP
6	VAPENKA Michal	23	20	45:00
17	MATOUSEK Jan			

### Game Statistics

Team : USA (white)																
No	Pos	Name	Shots on Goal							Time on Ice						
			G	A	PIM	1	2	3	OT	TS	+/-	1	2	3	OT	TOT
3	F	JONES Tim	0	0	0	1	0	0	1	0	5:37	3:31	3:21	12:29	12	1:02



PRELIMINARY ROUND - GROUP A - GAME 7  
MANCHE PRÉLIMINAIRE - GROUPE A - MATCH 7

No	Pos	Name	G	A	PIM	Shots on Goal					+/-	Time on Ice						
						1	2	3	OT	TS		1	2	3	OT	TOT	SHF	AVG
4	D	CONNELLY Jimmy +A	1	0	0	0	1	1		2	+1	8:21	7:32	8:03		23:56	16	1:29
5	F	EMMERSON Brad	0	0	0	0	1	0		1	0	6:45	6:39	4:12		17:36	15	1:10
9	D	YOHE Andy +C	0	1	2	0	0	0		0	+1	9:45	8:38	6:49		25:12	18	1:24
20	F	PAGE Adam	0	0	0	1	1	0		2	0	5:14	5:34	3:21		14:09	12	1:10
15	D	LANDEROS Nikko	0	0	0	0	0	0		0	+1	5:41	5:02	8:37		19:20	16	1:12
19	D	CHACE Taylor +A	0	1	2	2	2	3		7	+1	7:32	8:48	7:47		24:07	17	1:25
21	F	SALAMONE Alexi	1	1	2	0	2	1		3	+2	4:22	5:52	3:32		13:46	13	1:03
23	F	HOWARD Joe	0	1	2	0	1	0		1	+2	6:08	6:36	3:07		15:51	13	1:13
25	F	TORRES Bubba	0	0	0	1	0	0		1	0	5:54	4:54	5:12		16:00	10	1:36
7	F	LIPSETT Taylor	1	0	2	2	0	1		3	+2	3:22	4:32	3:26		11:20	10	1:08
8	F	SHAW Greg	0	0	0	0	0	1		1	0	4:54	2:51	7:56		15:41	11	1:25
14	F	PAULS Josh	0	0	0	0	0	1		1	0	1:56	2:05	3:52		7:53	6	1:18
27	GK	BLABAC Mike	0	0	0	0	0	0		0								
34	GK	CASH Steve	0	0	0	0	0	0		0								
<b>Total</b>			<b>3</b>	<b>4</b>	<b>10</b>	<b>7</b>	<b>8</b>	<b>8</b>		<b>23</b>								

Head Coach : MALUTA Ray

Team : CZE (red)

No	Pos	Name	G	A	PIM	Shots on Goal					+/-	Time on Ice						
						1	2	3	OT	TS		1	2	3	OT	TOT	SHF	AVG
26	D	KLIMA Zdenek	0	0	2	0	0	0		0	0	4:34	5:20	0:07		10:01	8	1:15
29	D	KUBES Pavel +C	0	0	0	0	0	1		1	-1	12:10	10:37	10:07		32:54	20	1:38
74	F	GEIER Michal	0	0	0	0	1	0		1	-1	9:43	9:20	11:11		30:14	17	1:46
77	F	PALAT David	0	0	0	0	0	0		0	0	5:31	2:05	4:13		11:49	10	1:10
82	F	HABL Zdenek +A	0	0	0	1	0	0		1	-1	9:43	9:20	9:40		28:43	16	1:47
10	F	BERGER Jiri	0	0	4	0	0	0		0	-2	5:55	6:13	8:42		20:50	17	1:13
21	D	KVOCH Tomas +A	0	0	0	0	0	0		0	-1	10:28	9:40	11:03		31:11	20	1:33
24	F	SAFRANEK Zdenek	0	0	0	0	0	0		0	-1	5:11	4:23	5:02		14:36	12	1:13
30	F	FOJTIK Erik	0	0	0	1	1	1		3	-1	5:19	5:40	5:20		16:19	13	1:15
96	F	KRUPICKA Zdenek	0	0	0	0	0	0		0	-2	4:07	4:27	9:35		18:09	12	1:30
65	D	HRBEK Miroslav	0	0	0	0	0	0		0	0	0:00	0:00	0:00		0:00	0	0:00
75	F	RAUL Jiri	0	0	0	0	0	0		0	0	1:03	3:52	0:00		4:55	3	1:38
6	GK	VAPENKA Michal	0	0	0	0	0	0		0								
17	GK	MATOUSEK Jan	0	0	0	0	0	0		0								
<b>Total</b>			<b>0</b>	<b>0</b>	<b>6</b>	<b>2</b>	<b>2</b>	<b>2</b>		<b>6</b>								

Head Coach : ZELENKA Tomas

Group A

R	Team	GP	W	OTW	OTL	L	PTS	GDF	GF:GA
1	USA	2	2	0	0	0	6	+8	8 : 0
2	JPN	1	1	0	0	0	3	+1	2 : 1
3	KOR	1	0	0	0	1	0	-5	0 : 5
4	CZE	2	0	0	0	2	0	-4	1 : 5

	CZE	JPN	KOR	USA
CZE	*****	1:2	TUE 16 MAR 10:00	0:3
JPN	2:1	*****	SUN 14 MAR 20:30	TUE 16 MAR 17:00
KOR	TUE 16 MAR 10:00	SUN 14 MAR 20:30	*****	0:5
USA	3:0	TUE 16 MAR 17:00	5:0	*****



#### LEGEND

<b>A</b>	Assists	<b>AVG</b>	Average time on ice / shift	<b>D</b>	Defence	<b>ENG</b>	Empty net goal
<b>EQ</b>	Equal strength	<b>ET/Res</b>	Penalty end time/Result of game	<b>F</b>	Forward	<b>G</b>	Goals
<b>(G)</b>	Goals in tournament	<b>GA</b>	Goals against	<b>GDF</b>	Goal difference	<b>GF</b>	Goals for
<b>GK</b>	Goalkeeper	<b>GP</b>	Games played	<b>GWG</b>	Game winning goal	<b>GWS</b>	Game winning shots
<b>L</b>	Losses	<b>MIP</b>	Minutes in play (GK)	<b>No</b>	Jersey number	<b>OT</b>	Overtime
<b>OTL</b>	Overtime losses	<b>OTW</b>	Overtime wins	<b>PIM</b>	Penalties in minutes	<b>Pos</b>	Position
<b>PP1</b>	Power play - 1 player	<b>PP2</b>	Power play - 2 players	<b>PPG</b>	Power play goals	<b>PS</b>	Penalty shot
<b>PTS</b>	Points	<b>R</b>	Rank	<b>SH1</b>	Shorthanded - 1 player	<b>SH2</b>	Shorthanded - 2 players
<b>SHF</b>	Number of shifts	<b>SHG</b>	Shorthanded goals	<b>SOG</b>	Shots on goal	<b>SVS</b>	Saves
<b>TOT</b>	Total	<b>TPP</b>	Time on power play	<b>TS</b>	Total shots	<b>W</b>	Wins
<b>+/-</b>	Net result of positive and negative participation			<b>+A</b>	Assistant captain	<b>+C</b>	Captain



## SHOT CHART / TABLEAU DES LANCERS

SUN 14 MAR 2010 / DIM 14 MAR 2010 START TIME / DÉBUT 17:00

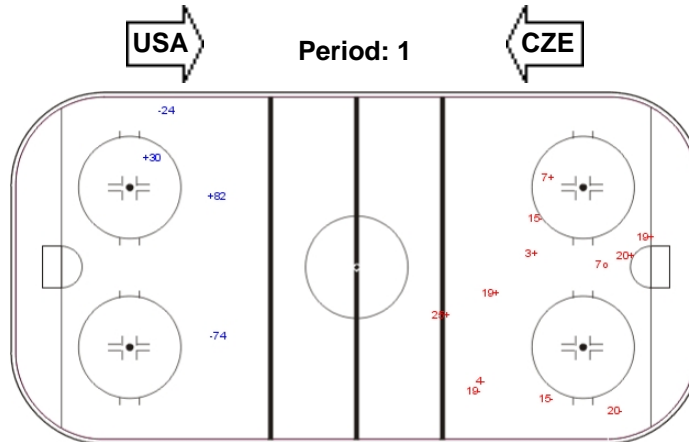
### USA - CZE

Shots by CZE

Goals (o): 0 SSG (+): 2  
SSP (<): 0 SPG (-): 2



GK 34 of USA



Shots by USA


Goals (o): 1 SSG (+): 6  
SSP (>): 0 SPG (-): 5



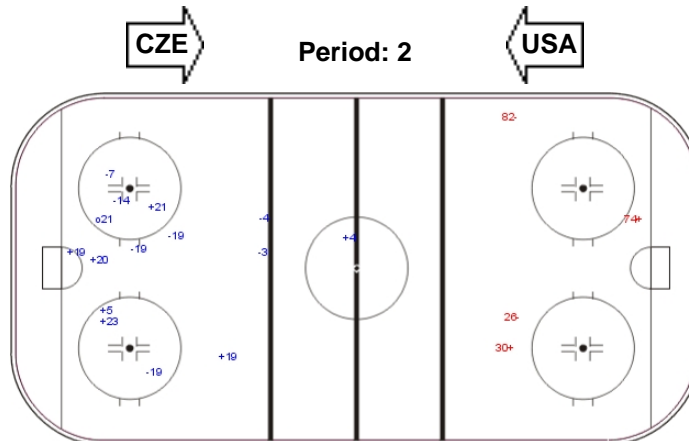
GK 6 of CZE

Shots by USA

Goals (o): 1 SSG (+): 7  
SSP (<): 0 SPG (-): 7



GK 6 of CZE



Shots by CZE

Goals (o): 0 SSG (+): 2  
SSP (>): 0 SPG (-): 2



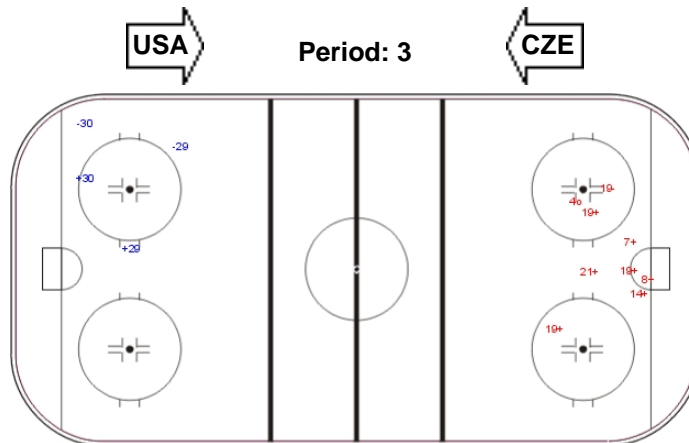
GK 34 of USA

Shots by CZE

Goals (o): 0 SSG (+): 2  
SSP (<): 0 SPG (-): 2



GK 34 of USA



Shots by USA

Goals (o): 1 SSG (+): 7  
SSP (>): 0 SPG (-): 1



GK 6 of CZE

#### LEGEND

**ENG** Empty net goal    **GK** Goalkeeper    **SPG** Shots past goal    **SSG** Shots saved by goalkeeper    **SSP** Shots saved by player



## FACE-OFF CHART / TABLEAU DES REMISES EN JEU

SUN 14 MAR 2010 / DIM 14 MAR 2010 START TIME / DÉBUT 17:00

### USA - CZE

#### PERIOD 1

	USA		CZE		USA		CZE		USA		CZE	
	Def. zone	Att. zone	Neutral zone	Neutral zone	Att. zone	Def. zone	Def. zone	Att. zone	Att. zone	Def. zone	Def. zone	Att. zone
	+ 5	- 82	+ 5	- 82	- 5	+ 82						
	+ 23	- 82	+ 8	- 30	+ 23	- 30						
			+ 23	- 30	- 5	+ 82						
			+ 23	- 82	+ 5	- 82						
			+ 5	- 82	+ 8	- 30						
			+ 5	- 82	+ 8	- 30						
			- 5	+ 30	- 8	+ 30						
			+ 8	- 82	+ 23	- 82						
			- 8	+ 82	+ 23	- 30						
			- 5	+ 82	+ 8	- 82						
			+ 8	- 82	- 5	+ 30						
Total wins / period	2 / 100%	0 / 0%	8 / 73%	3 / 27%	7 / 64%	4 / 36%	Total wins all zones		17 / 71%	7 / 29%		

#### PERIOD 2

	USA		CZE		USA		CZE		USA		CZE	
	Def. zone	Att. zone	Neutral zone	Neutral zone	Att. zone	Def. zone	Def. zone	Att. zone	Att. zone	Def. zone	Def. zone	Att. zone
	+ 5	- 82	+ 8	- 82	+ 5	- 82						
	+ 8	- 30	+ 23	- 30	+ 23	- 82						
	- 23	+ 82	- 23	+ 30	+ 23	- 30						
			+ 23	- 82	+ 5	- 82						
					+ 8	- 30						
					+ 5	- 30						
Total wins / period	2 / 67%	1 / 33%	3 / 75%	1 / 25%	6 / 100%	0 / 0%	Total wins all zones		11 / 85%	2 / 15%		

#### PERIOD 3

	USA		CZE		USA		CZE		USA		CZE	
	Def. zone	Att. zone	Neutral zone	Neutral zone	Att. zone	Def. zone	Def. zone	Att. zone	Att. zone	Def. zone	Def. zone	Att. zone
	+ 8	- 30	- 5	+ 82	- 5	+ 82						
	+ 5	- 82	+ 23	- 82	+ 23	- 82						
	+ 5	- 30	+ 8	- 82	+ 8	- 30						
			+ 5	- 30	+ 8	- 82						
			- 8	+ 82	+ 8	- 82						
Total wins / period	3 / 100%	0 / 0%	3 / 60%	2 / 40%	4 / 80%	1 / 20%	Total wins all zones		10 / 77%	3 / 23%		

#### TOTAL



PRELIMINARY ROUND - GROUP A - GAME 7  
MANCHE PRÉLIMINAIRE - GROUPE A - MATCH 7

	USA		CZE		USA		CZE		Total wins all zones	
	Def. zone	Att. zone	Neutral zone		Att. zone	Def. zone	USA	CZE		
Total wins / game	7 / 88%	1 / 12%	14 / 70%	6 / 30%	17 / 77%	5 / 23%	38 / 76%	12 / 24%		





HEAD TO HEAD

		CZE							
	No.	30	82	Tot	wins USA	Dz	Nz	Az	
USA	5	3 - 2	9 - 5	19	12 63%	4 100%	4 57%	4 50%	
	8	7 - 1	7 - 2	17	14 82%	2 100%	5 71%	7 88%	
	23	5 - 1	7 - 1	14	12 86%	1 50%	5 83%	6 100%	
	<b>Tot</b>	19	31	50	38 76%	7 88%	14 70%	17 77%	
	wins CZE	4 21%	8 26%	12 24%					
	Dz	2 20%	3 25%	5 23%					
	Nz	2 33%	4 29%	6 30%					
	Az	0 0%	1 20%	1 12%					

LEGEND

**Az** Attacking Zone

**Dz** Defending zone

**Nz** Neutral zone

**Tot** Total face-offs played



## LINE-UPS / ALIGNEMENTS

SUN 14 MAR 2010 / DIM 14 MAR 2010 START TIME / DÉBUT 20:30

### JPN - KOR

#### Referee(s)

MORRISON Johnathan (USA)

#### Linesmen

HELTMAN Tomasz (POL) , ROETHLISBERGER Brad Anton (USA)

#### Goalkeepers

Team: JPN

No.	Name	Gen
21	FUKUSHIMA Shinobu	M
39	NAGASE Mitsuru	M

Team: KOR

No.	Name	Gen
1	CHOI Hyuk-Jun	M
74	CHUNG Young-Hoon	M

#### Team Line-ups

Team: JPN (white)

No.	Pos.	Name	Gen
10	D	ENDO Takayuki +C	M
23	D	ISHIDA Naohiko	M
25	F	MISAWA Eiji	M
27	F	ANNAKA Mikio	M
59	F	ITO Noritaka	M
<hr/>			
18	D	NAKAMURA Toshiyuki	M
24	D	SUDO Satoru +A	M
13	F	YOSHIKAWA Mamoru	M
32	F	UEHARA Daisuke	M
55	F	TAKAHASHI Kazuhiro +A	M
<hr/>			
17	F	MAJIMA Makoto	M
29	F	MARUO Tomohiko	M
33	F	YAGUCHI Atsuya	M

Head Coach: NAKAKITA Kojin

Team: KOR (blue)

No.	Pos.	Name	Gen
23	D	LEE Yong-Min +A	M
14	F	JUNG Seung-Hwan	M
27	F	CHO Byeong-Seok	M
28	F	LEE Jong-Kyung	M
88	F	PARK Sang-Hyeon	M
<hr/>			
10	D	CHO Young-Jae	M
68	D	HAN Min-Su +C	M
8	F	SA Sung-Keun	M
44	F	LEE Hae-Man	M
55	F	JANG Jong-Ho +A	M
<hr/>			
15	D	PARK Woo-Chul	M
20	D	JANG Dong-Shin	M
26	F	KIM Dea-Jung	M

Head Coach: LEE Young-Kook

#### LEGEND

<b>D</b>	Defence	<b>F</b>	Forward	<b>Gen</b>	Gender	<b>No</b>	Jersey number
<b>Pos</b>	Position	<b>+A</b>	Assistant Captain	<b>+C</b>	Captain		



## GAME SUMMARY / RÉSUMÉ DE LA PARTIE

SUN 14 MAR 2010 / DIM 14 MAR 2010 START TIME / DÉBUT 20:30 END TIME / FINI À 22:30

**JPN - KOR 5 - 0 (3 - 0 , 0 - 0 , 2 - 0)**

Spectators	Referee(s)	Linesmen
3941	MORRISON Johnathan (USA)	HELTMAN Tomasz (POL) , ROETHLISBERGER Brad Anton (USA)

### Team Statistics

Period	Score	SVS	SOG	PIM	TPP	PPG	SHG
1	3 : 0	5 : 6	9 : 5	6 : 2	00:48 : 04:00	0 : 0	1 : 0
2	0 : 0	3 : 6	6 : 3	6 : 4	01:21 : 03:21	0 : 0	0 : 0
3	2 : 0	3 : 8	10 : 3	14 : 2	01:57 : 04:00	1 : 0	0 : 0
<b>Total</b>	<b>5 : 0</b>	<b>11 : 20</b>	<b>25 : 11</b>	<b>26 : 8</b>	<b>04:06 : 11:21</b>	<b>1 : 0</b>	<b>1 : 0</b>

### 1st Period

Action	Time	ET/Res	Team	Type	No	Name	(G)	Name of Assistant(s) / Action Description
GK	00:00		JPN		39	NAGASE M	-	Goalkeeper in
GK	00:00		KOR		1	CHOI HJ	-	Goalkeeper in
Penalty	03:44	05:44	JPN	2 min.	27	ANNAKA M	-	Interference
<b>Goal</b>	<b>04:46</b>	<b>1 : 0</b>	<b>JPN</b>	<b>SH1</b>	<b>32</b>	<b>UEHARA D</b>	(1)	10 ENDO T 24 SUDO S On Ice JPN 39 10 24 32 55 KOR 1 14 23 27 28 88
<b>Goal</b>	<b>06:21</b>	<b>2 : 0</b>	<b>JPN</b>	<b>EQ</b>	<b>13</b>	<b>YOSHIKAWA M</b>	(1)	55 TAKAHASHI K 23 ISHIDA N On Ice JPN 39 10 13 23 32 55 KOR 1 8 10 44 55 68
<b>Goal</b>	<b>07:41</b>	<b>3 : 0</b>	<b>JPN</b>	<b>EQ</b>	<b>10</b>	<b>ENDO T</b>	(2)	13 YOSHIKAWA M 32 UEHARA D On Ice JPN 39 10 13 24 32 55 KOR 1 14 23 27 28 88
GK	07:41		KOR		74	CHUNG YH	-	Goalkeeper in 1 CHOI HJ - Goalkeeper out
Penalty	11:29	13:29	JPN	2 min.	23	ISHIDA N	-	Interference
Penalty	12:02	14:02	JPN	2 min.	59	ITO N	-	Elbowing
Penalty	12:50	14:50	KOR	2 min.	14	JUNG SH	-	Holding

### 2nd Period

Action	Time	ET/Res	Team	Type	No	Name	(G)	Name of Assistant(s) / Action Description
Penalty	18:01	20:01	JPN	2 min.	25	MISAWA E	-	Teeing
Penalty	19:22	21:22	KOR	2 min.	88	PARK SH	-	Interference
Penalty	20:14	22:14	JPN	2 min.	24	SUDO S	-	Interference
Penalty	21:19	23:19	KOR	2 min.	27	CHO BS	-	High Sticking
Penalty	24:01	26:01	JPN	2 min.	24	SUDO S	-	Interference

### 3rd Period

Action	Time	ET/Res	Team	Type	No	Name	(G)	Name of Assistant(s) / Action Description
Penalty	30:55	32:52	KOR	2 min.	88	PARK SH	-	Teeing
<b>Goal</b>	<b>32:52</b>	<b>4 : 0</b>	<b>JPN</b>	<b>PP1</b>	<b>13</b>	<b>YOSHIKAWA M</b>	(2)	32 UEHARA D 55 TAKAHASHI K On Ice JPN 39 10 13 24 32 55 KOR 74 10 44 55 68
<b>Goal</b>	<b>34:21</b>	<b>5 : 0</b>	<b>JPN</b>	<b>EQ</b>	<b>55</b>	<b>TAKAHASHI K</b>	(1)	13 YOSHIKAWA M On Ice JPN 39 10 13 24 32 55 KOR 74 14 15 23 27 28
Penalty	39:50	41:50	JPN	2 min.	23	ISHIDA N	-	Teeing
Penalty	42:46	44:46	JPN	2 min.	27	ANNAKA M	-	Checking from Behind
Penalty	42:46	45:00	JPN	10 min.	27	ANNAKA M	-	Misconduct
GK	45:00		JPN					39 NAGASE M - Goalkeeper out
GK	45:00		KOR					74 CHUNG YH - Goalkeeper out

### Goalkeeper Records

Team : JPN - Japan

Team : KOR - Korea

No	Name	SOG	SVS	MIP	No	Name	SOG	SVS	MIP
39	NAGASE Mitsuru	11	11	45:00	74	CHUNG Young-Hoon	18	16	37:19



21 FUKUSHIMA Shinobu

1 CHOI Hyuk-Jun

7 4 07:41

Game Statistics

Team : JPN (white)

No	Pos	Name	G	A	PIM	Shots on Goal					+/-	Time on Ice						
						1	2	3	OT	TS		1	2	3	OT	TOT	SHF	AVG
10	D	ENDO Takayuki +C	1	1	0	3	1	3		7	+4	9:37	11:42	12:07		33:26	29	1:09
23	D	ISHIDA Naohiko	0	1	4	2	0	1		3	+1	9:21	10:31	7:10		27:02	29	0:55
25	F	MISAWA Eiji	0	0	2	0	0	0		0	0	7:23	6:22	7:28		21:13	22	0:57
27	F	ANNAKA Mikio	0	0	14	0	0	0		0	0	3:58	3:41	5:33		13:12	15	0:52
59	F	ITO Noritaka	0	0	2	0	0	1		1	0	6:59	7:01	7:28		21:28	22	0:58
13	F	YOSHIKAWA Mamoru	2	2	0	1	1	2		4	+3	5:32	4:54	5:30		15:56	13	1:13
18	D	NAKAMURA Toshiyuki	0	0	0	0	0	0		0	0	0:00	0:00	0:13		0:13	1	0:13
24	D	SUDO Satoru +A	0	1	4	1	2	1		4	+3	11:17	8:10	10:23		29:50	30	0:59
32	F	UEHARA Daisuke	1	2	0	2	1	1		4	+4	7:39	8:00	7:31		23:10	19	1:13
55	F	TAKAHASHI Kazuhiro +A	1	2	0	0	1	1		2	+4	7:22	8:44	7:31		23:37	20	1:10
17	F	MAJIMA Makoto	0	0	0	0	0	0		0	0	0:00	0:00	0:00		0:00	0	0:00
29	F	MARUO Tomohiko	0	0	0	0	0	0		0	0	0:00	0:00	0:00		0:00	0	0:00
33	F	YAGUCHI Atsuya	0	0	0	0	0	0		0	0	0:00	0:00	0:00		0:00	0	0:00
21	GK	FUKUSHIMA Shinobu	0	0	0	0	0	0		0								
39	GK	NAGASE Mitsuru	0	0	0	0	0	0		0								
<b>Total</b>			<b>5</b>	<b>9</b>	<b>26</b>	<b>9</b>	<b>6</b>	<b>10</b>		<b>25</b>								

Head Coach : NAKAKITA Kojin

Team : KOR (blue)

No	Pos	Name	G	A	PIM	Shots on Goal					+/-	Time on Ice						
						1	2	3	OT	TS		1	2	3	OT	TOT	SHF	AVG
14	F	JUNG Seung-Hwan	0	0	2	0	0	0		0	-3	8:44	8:32	9:16		26:32	18	1:28
23	D	LEE Yong-Min +A	0	0	0	1	0	1		2	-3	9:18	7:46	8:43		25:47	17	1:31
27	F	CHO Byeong-Seok	0	0	2	3	0	0		3	-3	9:20	8:36	9:16		27:12	18	1:30
28	F	LEE Jong-Kyung	0	0	0	0	0	0		0	-3	9:25	8:57	9:16		27:38	17	1:37
88	F	PARK Sang-Hyeon	0	0	4	0	0	0		0	-2	7:38	7:45	2:28		17:51	15	1:11
8	F	SA Sung-Keun	0	0	0	0	0	0		0	-1	5:36	3:37	5:43		14:56	14	1:04
10	D	CHO Young-Jae	0	0	0	0	1	0		1	-1	6:04	3:35	9:06		18:45	15	1:15
44	F	LEE Hae-Man	0	0	0	0	1	0		1	-1	5:37	6:02	5:43		17:22	16	1:05
55	F	JANG Jong-Ho +A	0	0	0	1	0	1		2	-1	4:17	5:47	5:43		15:47	15	1:03
68	D	HAN Min-Su +C	0	0	0	0	1	1		2	-1	7:01	6:59	8:04		22:04	17	1:17
15	D	PARK Woo-Chul	0	0	0	0	0	0		0	-1	0:00	0:00	4:37		4:37	3	1:32
20	D	JANG Dong-Shin	0	0	0	0	0	0		0	0	0:00	0:00	0:00		0:00	0	0:00
26	F	KIM Dea-Jung	0	0	0	0	0	0		0	0	0:00	0:00	0:00		0:00	0	0:00
1	GK	CHOI Hyuk-Jun	0	0	0	0	0	0		0								
74	GK	CHUNG Young-Hoon	0	0	0	0	0	0		0								
<b>Total</b>			<b>0</b>	<b>0</b>	<b>8</b>	<b>5</b>	<b>3</b>	<b>3</b>		<b>11</b>								

Head Coach : LEE Young-Kook

Group A



R	Team	GP	W	OTW	OTL	L	PTS	GDF	GF:GA
1	USA	2	2	0	0	0	6	+8	8 : 0
2	JPN	2	2	0	0	0	6	+6	7 : 1
3	CZE	2	0	0	0	2	0	-4	1 : 5
4	KOR	2	0	0	0	2	0	-10	0 : 10

	CZE	JPN	KOR	USA
CZE	*****	1:2	TUE 16 MAR 10:00	0:3
JPN	2:1	*****	5:0	TUE 16 MAR 17:00
KOR	TUE 16 MAR 10:00	0:5	*****	0:5
USA	3:0	TUE 16 MAR 17:00	5:0	*****

#### LEGEND

<b>A</b>	Assists	<b>AVG</b>	Average time on ice / shift	<b>D</b>	Defence	<b>ENG</b>	Empty net goal
<b>EQ</b>	Equal strength	<b>ET/Res</b>	Penalty end time/Result of game	<b>F</b>	Forward	<b>G</b>	Goals
<b>(G)</b>	Goals in tournament	<b>GA</b>	Goals against	<b>GDF</b>	Goal difference	<b>GF</b>	Goals for
<b>GK</b>	Goalkeeper	<b>GP</b>	Games played	<b>GWG</b>	Game winning goal	<b>GWS</b>	Game winning shots
<b>L</b>	Losses	<b>MIP</b>	Minutes in play (GK)	<b>No</b>	Jersey number	<b>OT</b>	Overtime
<b>OTL</b>	Overtime losses	<b>OTW</b>	Overtime wins	<b>PIM</b>	Penalties in minutes	<b>Pos</b>	Position
<b>PP1</b>	Power play - 1 player	<b>PP2</b>	Power play - 2 players	<b>PPG</b>	Power play goals	<b>PS</b>	Penalty shot
<b>PTS</b>	Points	<b>R</b>	Rank	<b>SH1</b>	Shorthanded - 1 player	<b>SH2</b>	Shorthanded - 2 players
<b>SHF</b>	Number of shifts	<b>SHG</b>	Shorthanded goals	<b>SOG</b>	Shots on goal	<b>SVS</b>	Saves
<b>TOT</b>	Total	<b>TPP</b>	Time on power play	<b>TS</b>	Total shots	<b>W</b>	Wins
<b>+/-</b>	Net result of positive and negative participation			<b>+A</b>	Assistant captain	<b>+C</b>	Captain




## SHOT CHART / TABLEAU DES LANCERS

SUN 14 MAR 2010 / DIM 14 MAR 2010 START TIME / DÉBUT 20:30

### JPN - KOR

Shots by JPN

Goals (o): 3    SSG (+): 6  
SSP (<): 0    SPG (-): 3



GK 1 of KOR



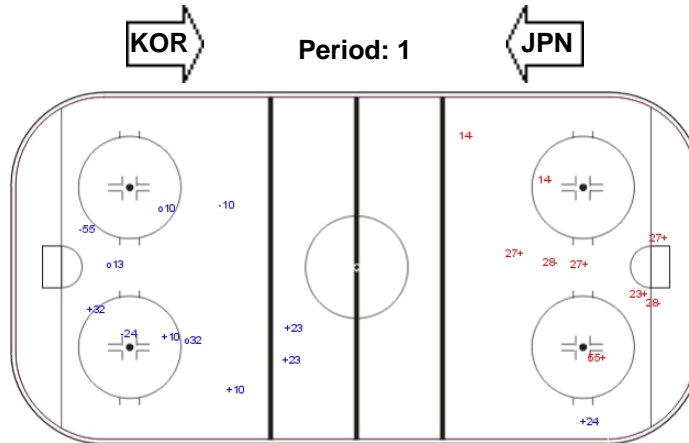
GK 74 of KOR

Shots by KOR

Goals (o): 0    SSG (+): 3  
SSP (<): 0    SPG (-): 3



GK 39 of JPN



Shots by KOR

Goals (o): 0    SSG (+): 5  
SSP (>): 0    SPG (-): 4



GK 39 of JPN



Period: 2

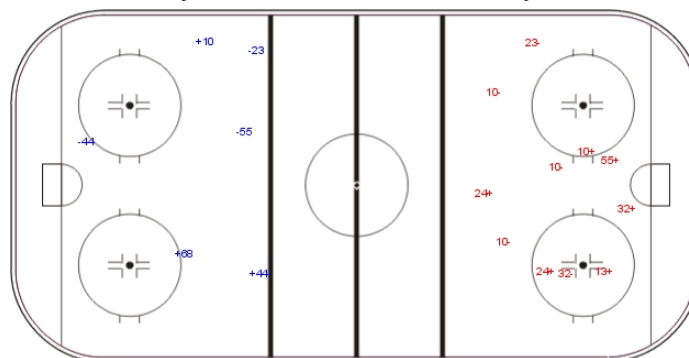


Shots by JPN

Goals (o): 0    SSG (+): 6  
SSP (>): 0    SPG (-): 5



GK 39 of JPN



Shots by JPN

Goals (o): 0    SSG (+): 6  
SSP (>): 0    SPG (-): 5



GK 74 of KOR




Period: 3

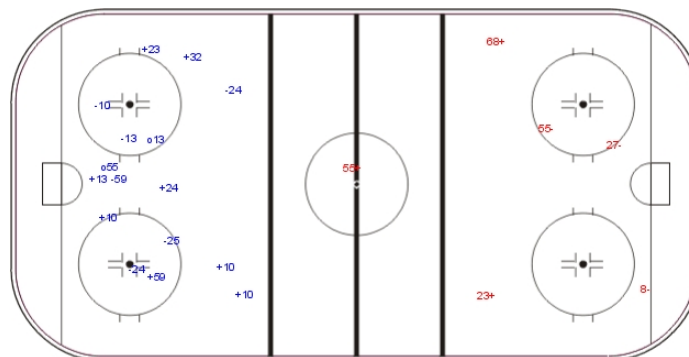


Shots by JPN

Goals (o): 2    SSG (+): 8  
SSP (<): 0    SPG (-): 6



GK 74 of KOR



Shots by KOR

Goals (o): 0    SSG (+): 3  
SSP (>): 0    SPG (-): 3



GK 39 of JPN



UBC THUNDERBIRD ARENA  
UBC THUNDERBIRD ARENA

ICE SLEDGE HOCKEY  
HOCKEY SUR LUGE  
MIXED  
MIXTE

PRELIMINARY ROUND - GROUP A - GAME 8  
MANCHE PRÉLIMINAIRE - GROUPE A - MATCH 8



**LEGEND**

**ENG** Empty net goal    **GK** Goalkeeper    **SPG** Shots past goal    **SSG** Shots saved by goalkeeper    **SSP** Shots saved by player



## FACE-OFF CHART / TABLEAU DES REMISES EN JEU

SUN 14 MAR 2010 / DIM 14 MAR 2010 START TIME / DÉBUT 20:30

### JPN - KOR

#### PERIOD 1

	JPN		KOR		JPN		KOR		JPN		KOR		Total wins all zones
	Def. zone	Att. zone	Neutral zone	Neutral zone	Att. zone	Def. zone	Att. zone	Def. zone	Att. zone	Def. zone	JPN	KOR	
	+ 55	- 44	- 25	+ 28	+ 25	- 44	+ 25	- 44	+ 25	- 44	+ 25	- 44	Total wins all zones
	+ 25	- 28	+ 25	- 44	+ 25	- 28	+ 55	- 28	+ 25	- 44	+ 55	- 28	
	+ 25	- 44	+ 25	- 28	+ 25	- 44	+ 25	- 44	+ 55	- 28	- 25	+ 28	
	+ 25	- 44	+ 25	- 44	+ 55	- 28	+ 55	- 28	- 25	+ 28	+ 55	- 28	
			+ 25	- 44	+ 25	- 28	+ 55	- 44	+ 55	- 28	+ 55	- 44	
			+ 55	- 28	- 32	+ 28	+ 55	- 28	+ 55	- 44	+ 55	- 28	
			+ 25	- 44	- 32	+ 28	+ 55	- 44	- 25	+ 28	- 25	+ 28	
			+ 25	- 28									
Total wins / period	4 / 100%	0 / 0%	6 / 67%	3 / 33%	9 / 82%	2 / 18%	19 / 79%	5 / 21%					

#### PERIOD 2

	JPN		KOR		JPN		KOR		JPN		KOR		Total wins all zones
	Def. zone	Att. zone	Neutral zone	Neutral zone	Att. zone	Def. zone	Att. zone	Def. zone	Att. zone	Def. zone	JPN	KOR	
	+ 55	- 44	- 25	+ 28	+ 55	- 44	+ 55	- 44	+ 55	- 44	+ 55	- 44	Total wins all zones
	- 25	+ 44	+ 55	- 27	- 25	+ 28	+ 55	- 44	- 25	+ 28	- 55	+ 14	
	+ 55	- 27	- 55	+ 44	+ 55	- 44	+ 55	- 44	+ 55	- 44	+ 55	- 44	
	- 25	+ 28			- 55	+ 14	+ 55	- 44	+ 55	- 44	+ 55	- 44	
	+ 55	- 28			+ 55	- 44	+ 55	- 44	+ 55	- 44	+ 55	- 44	
					+ 55	- 44	+ 55	- 44	+ 55	- 44	+ 55	- 44	
					+ 55	- 44	+ 55	- 44	+ 55	- 44	+ 55	- 44	
					+ 55	- 44	+ 55	- 44	+ 55	- 44	+ 55	- 44	
					+ 55	- 44	+ 55	- 44	+ 55	- 44	+ 55	- 44	
					+ 55	- 44	+ 55	- 44	+ 55	- 44	+ 55	- 44	
Total wins / period	3 / 60%	2 / 40%	1 / 33%	2 / 67%	5 / 71%	2 / 29%	9 / 60%	6 / 40%					

#### PERIOD 3

	JPN		KOR		JPN		KOR		JPN		KOR		Total wins all zones
	Def. zone	Att. zone	Neutral zone	Neutral zone	Att. zone	Def. zone	Att. zone	Def. zone	Att. zone	Def. zone	JPN	KOR	
	- 25	+ 44	+ 25	- 28	+ 55	- 28	+ 55	- 28	+ 55	- 28	+ 55	- 28	Total wins all zones
	- 55	+ 44	- 25	+ 44	- 55	+ 28	- 55	+ 28	- 55	+ 28	- 55	+ 28	
	+ 25	- 28	- 25	+ 44	+ 55	- 44	+ 55	- 44	+ 55	- 44	+ 55	- 44	
	+ 55	- 28	+ 25	- 28	- 55	+ 28	- 55	+ 28	- 55	+ 28	- 55	+ 28	
	- 25	+ 44	+ 25	- 28	- 55	+ 44	- 55	+ 44	- 55	+ 44	- 55	+ 44	
			+ 25	- 44	+ 13	- 44	+ 13	- 44	+ 13	- 44	+ 13	- 44	
			- 25	+ 28	+ 55	- 44	+ 55	- 44	+ 55	- 44	+ 55	- 44	
					+ 55	- 44	+ 55	- 44	+ 55	- 44	+ 55	- 44	
					+ 55	- 44	+ 55	- 44	+ 55	- 44	+ 55	- 44	
					+ 55	- 44	+ 55	- 44	+ 55	- 44	+ 55	- 44	
Total wins / period	2 / 40%	3 / 60%	4 / 57%	3 / 43%	6 / 67%	3 / 33%	12 / 57%	9 / 43%					





TOTAL

	JPN		KOR		JPN		KOR		Total wins all zones	
	Def. zone	Att. zone	Neutral zone		Att. zone	Def. zone			JPN	KOR
Total wins / game	9 / 64%	5 / 36%	11 / 58%	8 / 42%	20 / 74%	7 / 26%	40 / 67%	20 / 33%		



HEAD TO HEAD

		KOR								
	No.	14	27	28	44	Tot	wins JPN	Dz	Nz	Az
JPN	13				1 - 0	1	1 100%			1 100%
	25			8 - 7	8 - 5	28	16 57%	4 50%	9 64%	3 50%
	32			0 - 2		2	0 0%		0 0%	
	55	0 - 1	2 - 0	8 - 2	13 - 3	29	23 79%	5 83%	2 67%	16 80%
	<b>Tot</b>	1	2	27	30	60	40 67%	9 64%	11 58%	20 74%
	<b>wins KOR</b>	1 100%	0 0%	11 41%	8 27%	20 33%				
	<b>Dz</b>	1 100%		5 45%	1 7%	7 26%				
	<b>Nz</b>		0 0%	5 45%	3 43%	8 42%				
	<b>Az</b>		0 0%	1 20%	4 50%	5 36%				

LEGEND

**Az** Attacking zone

**Dz** Defending zone

**Nz** Neutral zone

**Tot** Total face-offs played



## LINE-UPS / ALIGNEMENTS

TUE 16 MAR 2010 / MAR 16 MAR 2010 START TIME / DÉBUT 10:00

### CZE - KOR

#### Referee(s)

BOKAL Scott (USA)

#### Linesmen

FRERICHS Brian (USA) , TOODE Maksim (EST)

#### Goalkeepers

Team: CZE

No.	Name	Gen
17	MATOUSEK Jan	M
6	VAPENKA Michal	M

Team: KOR

No.	Name	Gen
1	CHOI Hyuk-Jun	M
74	CHUNG Young-Hoon	M

#### Team Line-ups

Team: CZE (white)

No.	Pos.	Name	Gen
26	D	KLIMA Zdenek	M
29	D	KUBES Pavel +C	M
74	F	GEIER Michal	M
77	F	PALAT David	M
82	F	HABL Zdenek +A	M
<hr/>			
21	D	KVOCH Tomas +A	M
10	F	BERGER Jiri	M
24	F	SAFRANEK Zdenek	M
30	F	FOJTIK Erik	M
96	F	KRUPICKA Zdenek	M
<hr/>			
65	D	HRBEK Miroslav	M
75	F	RAUL Jiri	M

Head Coach: ZELENKA Tomas

Team: KOR (blue)

No.	Pos.	Name	Gen
20	D	JANG Dong-Shin	M
14	F	JUNG Seung-Hwan	M
27	F	CHO Byeong-Seok	M
28	F	LEE Jong-Kyung	M
88	F	PARK Sang-Hyeon	M
<hr/>			
10	D	CHO Young-Jae	M
23	D	LEE Yong-Min +A	M
26	F	KIM Dea-Jung	M
44	F	LEE Hae-Man	M
55	F	JANG Jong-Ho +A	M
<hr/>			
15	D	PARK Woo-Chul	M

Head Coach: LEE Young-Kook

#### LEGEND

<b>D</b>	Defence	<b>F</b>	Forward	<b>Gen</b>	Gender	<b>No</b>	Jersey number
<b>Pos</b>	Position	<b>+A</b>	Assistant Captain	<b>+C</b>	Captain		



## GAME SUMMARY / RÉSUMÉ DE LA PARTIE

TUE 16 MAR 2010 / MAR 16 MAR 2010 START TIME / DÉBUT 10:00 END TIME / FINI À 12:00

**CZE - KOR 4 - 2 (2 - 0, 2 - 0, 0 - 2)**

Spectators	Referee(s)	Linesmen
4791	BOKAL Scott (USA)	FRERICHS Brian (USA) , TOODE Maksim (EST)

### Team Statistics

Period	Score	SVS	SOG	PIM	TPP	PPG	SHG
1	2 : 0	4 : 3	5 : 4	6 : 4	02:11 : 05:59	1 : 0	1 : 0
2	2 : 0	1 : 8	10 : 1	4 : 4	04:09 : 03:52	0 : 0	0 : 0
3	0 : 2	0 : 6	6 : 2	4 : 4	04:00 : 03:43	0 : 1	0 : 0
<b>Total</b>	<b>4 : 2</b>	<b>5 : 17</b>	<b>21 : 7</b>	<b>14 : 12</b>	<b>10:20 : 13:34</b>	<b>1 : 1</b>	<b>1 : 0</b>

### 1st Period

Action	Time	ET/Res	Team	Type	No	Name	(G)	Name of Assistant(s) / Action Description
GK	00:00		CZE		17	MATOUSEK J		- Goalkeeper in
GK	00:00		KOR		1	CHOI HJ		- Goalkeeper in
Penalty	01:27	03:27	CZE	2 min.	74	GEIER M		- Delaying the Game
<b>Goal</b>	<b>02:29</b>	<b>1 : 0</b>	<b>CZE</b>	<b>SH1</b>	<b>96</b>	<b>KRUPICKA Z</b>	(1)	On Ice CZE 17 10 21 30 96 KOR 1 10 23 26 44 55
Penalty	06:53	08:53	CZE	2 min.	74	GEIER M		- Roughing
Penalty	10:49	12:49	CZE	2 min.	26	KLIMA Z		- Teeing
Penalty	12:48	14:11	KOR	2 min.	14	JUNG SH		- Charging
Penalty	13:17	15:17	KOR	2 min.	88	PARK SH		- Interference
<b>Goal</b>	<b>14:11</b>	<b>2 : 0</b>	<b>CZE</b>	<b>PP2</b>	<b>21</b>	<b>KVOCH T</b>	(1)	82 HABL Z 74 GEIER M On Ice CZE 17 10 21 29 74 82 KOR 1 10 23 55

### 2nd Period

Action	Time	ET/Res	Team	Type	No	Name	(G)	Name of Assistant(s) / Action Description
Penalty	15:21	17:21	KOR	2 min.	14	JUNG SH		- Hooking
<b>Goal</b>	<b>20:28</b>	<b>3 : 0</b>	<b>CZE</b>	<b>EQ</b>	<b>29</b>	<b>KUBES P</b>	(1)	74 GEIER M On Ice CZE 17 29 74 75 77 82 KOR 1 10 23 26 44 55
Penalty	21:15	23:15	KOR	2 min.	1	CHOI HJ		- Roughing
Penalty	23:07	25:07	CZE	2 min.	30	FOJTIK E		- Holding
<b>Goal</b>	<b>26:18</b>	<b>4 : 0</b>	<b>CZE</b>	<b>EQ</b>	<b>30</b>	<b>FOJTIK E</b>	(1)	On Ice CZE 17 21 24 29 30 96 KOR 1 14 23 27 28 88
Penalty	26:57	28:57	CZE	2 min.	77	PALAT D		- Interference
GK	30:00		KOR					1 CHOI HJ - Goalkeeper out

### 3rd Period

Action	Time	ET/Res	Team	Type	No	Name	(G)	Name of Assistant(s) / Action Description
GK	30:00		KOR		74	CHUNG YH		- Goalkeeper in
Penalty	30:49	32:49	KOR	2 min.	27	CHO BS		- Delaying the Game
Penalty	35:11	37:11	KOR	2 min.	14	JUNG SH		- Teeing
Penalty	38:03	40:03	CZE	2 min.	75	RAUL J		- Teeing
Penalty	39:56	41:46	CZE	2 min.	65	HRBEK M		- Delaying the Game
<b>Goal</b>	<b>41:46</b>	<b>4 : 1</b>	<b>KOR</b>	<b>PP1</b>	<b>27</b>	<b>CHO BS</b>	(1)	28 LEE JK 88 PARK SH On Ice CZE 17 10 24 30 82 KOR 74 14 23 27 28 88
<b>Goal</b>	<b>44:51</b>	<b>4 : 2</b>	<b>KOR</b>	<b>EQ</b>	<b>28</b>	<b>LEE JK</b>	(1)	27 CHO BS On Ice CZE 17 21 65 74 77 82 KOR 74 14 23 27 28 88
GK	45:00		CZE					17 MATOUSEK J - Goalkeeper out
GK	45:00		KOR					74 CHUNG YH - Goalkeeper out

### Goalkeeper Records

Team : CZE - Czech Republic

Team : KOR - Korea



No	Name	SOG	SVS	MIP	No	Name	SOG	SVS	MIP
17	MATOUSEK Jan	7	5	45:00	1	CHOI Hyuk-Jun	15	11	30:00
6	VAPENKA Michal				74	CHUNG Young-Hoon	6	6	15:00

### Game Statistics

Team : CZE (white)

No	Pos	Name	Shots on Goal							Time on Ice							
			G	A	PIM	1	2	3	OT	TS	+/-	1	2	3	OT	TOT	SHF
26	D	KLIMA Zdenek	0	0	2	0	0	0	0	0	5:13	3:51	0:00		9:04	6	1:30
29	D	KUBES Pavel +C	1	0	0	0	1	0	1	+2	8:00	8:30	6:29		22:59	13	1:46
74	F	GEIER Michal	0	2	4	0	1	1	2	0	7:45	7:37	7:46		23:08	12	1:55
77	F	PALAT David	0	0	2	0	0	2	2	0	7:01	4:47	5:21		17:09	8	2:08
82	F	HABL Zdenek +A	0	1	0	0	0	2	2	0	10:22	7:37	8:51		26:50	13	2:03
10	F	BERGER Jiri	0	0	0	0	4	0	4	+1	7:58	7:35	5:42		21:15	15	1:25
21	D	KVOCH Tomas +A	1	0	0	1	1	0	2	+1	10:17	8:27	6:48		25:32	14	1:49
24	F	SAFRANEK Zdenek	0	0	0	1	0	1	2	+1	2:43	7:25	6:44		16:52	11	1:32
30	F	FOJTIK Erik	1	0	2	1	2	0	3	+2	4:42	8:08	8:07		20:57	16	1:18
96	F	KRUPICKA Zdenek	1	0	0	2	1	0	3	+2	6:11	8:27	6:42		21:20	17	1:15
65	D	HRBEK Miroslav	0	0	2	0	0	0	0	-1	0:00	0:00	4:32		4:32	4	1:08
75	F	RAUL Jiri	0	0	2	0	0	0	0	+1	0:00	3:45	4:07		7:52	5	1:34
6	GK	VAPENKA Michal	0	0	0	0	0	0	0								
17	GK	MATOUSEK Jan	0	0	0	0	0	0	0								
<b>Total</b>			<b>4</b>	<b>3</b>	<b>14</b>	<b>5</b>	<b>10</b>	<b>6</b>	<b>21</b>								

Head Coach : ZELENKA Tomas

Team : KOR (blue)

No	Pos	Name	Shots on Goal							Time on Ice							
			G	A	PIM	1	2	3	OT	TS	+/-	1	2	3	OT	TOT	SHF
14	F	JUNG Seung-Hwan	0	0	6	0	1	0	1	0	9:59	8:50	9:17		28:06	15	1:52
20	D	JANG Dong-Shin	0	0	0	0	0	0	0	0	3:25	3:53	0:00		7:18	7	1:02
27	F	CHO Byeong-Seok	1	1	2	0	0	1	1	0	7:50	9:31	8:11		25:32	15	1:42
28	F	LEE Jong-Kyung	1	1	0	0	0	1	1	0	7:50	9:31	11:03		28:24	14	2:01
88	F	PARK Sang-Hyeon	0	1	2	0	0	0	0	0	7:16	9:13	9:53		26:22	14	1:53
10	D	CHO Young-Jae	0	0	0	2	0	0	2	-2	7:31	5:28	6:32		19:31	14	1:23
23	D	LEE Yong-Min +A	0	0	0	1	0	0	1	-2	9:40	8:17	8:23		26:20	14	1:52
26	F	KIM Dea-Jung	0	0	0	0	0	0	0	-2	4:33	4:02	3:48		12:23	9	1:22
44	F	LEE Hae-Man	0	0	0	0	0	0	0	-2	6:17	5:28	4:44		16:29	12	1:22
55	F	JANG Jong-Ho +A	0	0	0	1	0	0	1	-2	7:02	5:28	3:30		16:00	11	1:27
15	D	PARK Woo-Chul	0	0	0	0	0	0	0	0	0:00	0:56	5:02		5:58	5	1:11
1	GK	CHOI Hyuk-Jun	0	0	2	0	0	0	0								
74	GK	CHUNG Young-Hoon	0	0	0	0	0	0	0								
<b>Total</b>			<b>2</b>	<b>3</b>	<b>12</b>	<b>4</b>	<b>1</b>	<b>2</b>	<b>7</b>								

Head Coach : LEE Young-Kook

### Group A

R	Team	GP	W	OTW	OTL	L	PTS	GDF	GF:GA
1	USA	2	2	0	0	0	6	+8	8 : 0
2	JPN	2	2	0	0	0	6	+6	7 : 1

	CZE	JPN	KOR	USA
CZE	*****	1:2	4:2	0:3
JPN	2:1	*****	5:0	TUE 16 MAR 17:00



PRELIMINARY ROUND - GROUP A - GAME 9  
MANCHE PRÉLIMINAIRE - GROUPE A - MATCH 9

R	Team	GP	W	OTW	OTL	L	PTS	GDF	GF:GA
3	CZE	3	1	0	0	2	3	-2	5 : 7
4	KOR	3	0	0	0	3	0	-12	2 : 14

KOR	2:4	0:5	*****	0:5
USA	3:0	TUE 16 MAR 17:00	5:0	*****

**LEGEND**

<b>A</b>	Assists	<b>AVG</b>	Average time on ice / shift	<b>D</b>	Defence	<b>ENG</b>	Empty net goal
<b>EQ</b>	Equal strength	<b>ET/Res</b>	Penalty end time/Result of game	<b>F</b>	Forward	<b>G</b>	Goals
<b>(G)</b>	Goals in tournament	<b>GA</b>	Goals against	<b>GDF</b>	Goal difference	<b>GF</b>	Goals for
<b>GK</b>	Goalkeeper	<b>GP</b>	Games played	<b>GWG</b>	Game winning goal	<b>GWS</b>	Game winning shots
<b>L</b>	Losses	<b>MIP</b>	Minutes in play (GK)	<b>No</b>	Jersey number	<b>OT</b>	Overtime
<b>OTL</b>	Overtime losses	<b>OTW</b>	Overtime wins	<b>PIM</b>	Penalties in minutes	<b>Pos</b>	Position
<b>PP1</b>	Power play - 1 player	<b>PP2</b>	Power play - 2 players	<b>PPG</b>	Power play goals	<b>PS</b>	Penalty shot
<b>PTS</b>	Points	<b>R</b>	Rank	<b>SH1</b>	Shorthanded - 1 player	<b>SH2</b>	Shorthanded - 2 players
<b>SHF</b>	Number of shifts	<b>SHG</b>	Shorthanded goals	<b>SOG</b>	Shots on goal	<b>SVS</b>	Saves
<b>TOT</b>	Total	<b>TPP</b>	Time on power play	<b>TS</b>	Total shots	<b>W</b>	Wins
<b>+/-</b>	Net result of positive and negative participation			<b>+A</b>	Assistant captain	<b>+C</b>	Captain



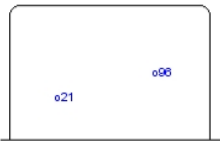
## SHOT CHART / TABLEAU DES LANCERS

TUE 16 MAR 2010 / MAR 16 MAR 2010 START TIME / DÉBUT 10:00

### CZE - KOR

#### Shots by CZE

Goals (o): 2 SSG (+): 3  
SSP (<): 0 SPG (-): 4



GK 1 of KOR

#### Shots by KOR


Goals (o): 0 SSG (+): 1  
SSP (<): 0 SPG (-): 2



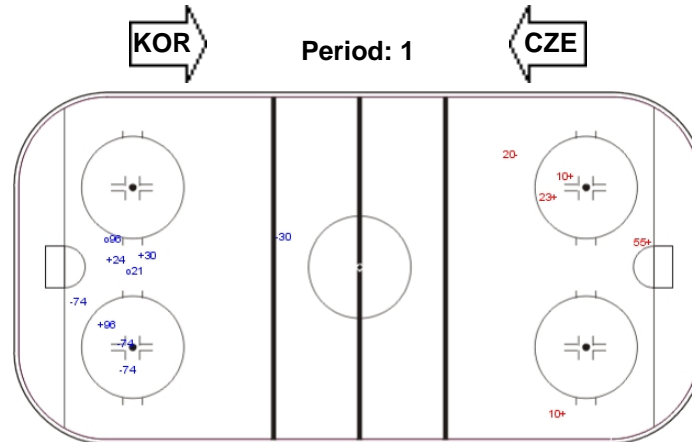
GK 17 of CZE

#### Shots by CZE

Goals (o): 0 SSG (+): 6  
SSP (<): 0 SPG (-): 9



GK 74 of KOR

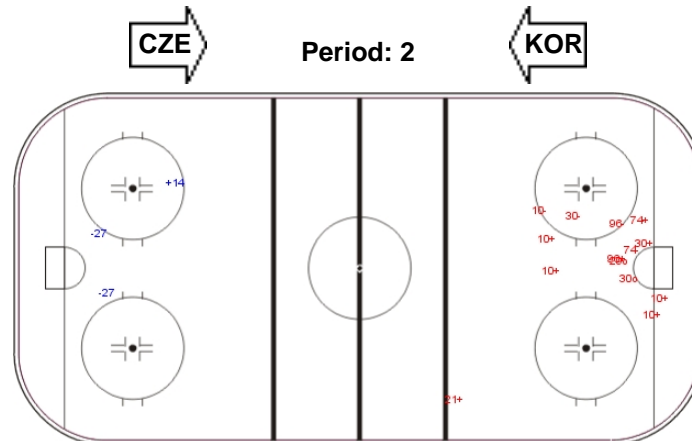


#### Shots by KOR

Goals (o): 0 SSG (+): 4  
SSP (>): 0 SPG (-): 1



GK 17 of CZE

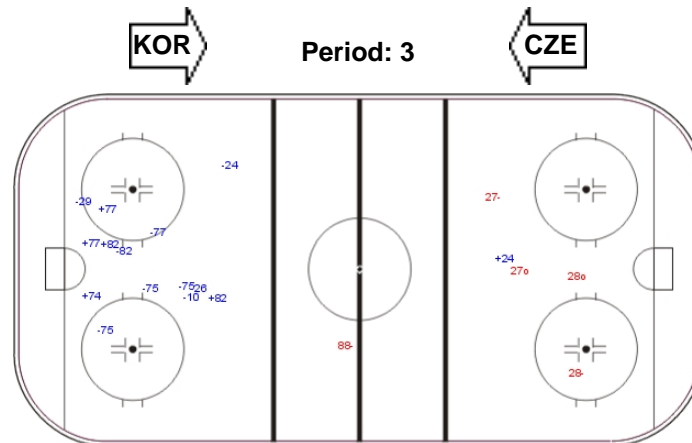


#### Shots by CZE

Goals (o): 2 SSG (+): 8  
SSP (>): 0 SPG (-): 4




GK 1 of KOR



#### Shots by KOR

Goals (o): 2 SSG (+): 0  
SSP (>): 0 SPG (-): 3



GK 17 of CZE

#### LEGEND

ENG Empty net goal

GK Goalkeeper

SPG Shots past goal

SSG Shots saved by goalkeeper

SSP Shots saved by player



## FACE-OFF CHART / TABLEAU DES REMISES EN JEU

TUE 16 MAR 2010 / MAR 16 MAR 2010 START TIME / DÉBUT 10:00

### CZE - KOR

#### PERIOD 1

	CZE		KOR		CZE		KOR		CZE		KOR		Total wins all zones
	Def. zone	Att. zone	Neutral zone	Neutral zone	Att. zone	Def. zone	Att. zone	Def. zone	Att. zone	Def. zone			
	+ 30	- 55	- 82	+ 28	+ 82	- 55							
	+ 82	- 55	- 30	+ 55	+ 82	- 27							
	- 30	+ 55	- 82	+ 28	- 30	+ 55							
	+ 82	- 28	- 30	+ 55	+ 82	- 55							
	+ 82	- 28	+ 30	- 27									
	- 82	+ 28											
Total wins / period	4 / 67%	2 / 33%	1 / 20%	4 / 80%	3 / 75%	1 / 25%	8 / 53%	7 / 47%					

#### PERIOD 2

	CZE		KOR		CZE		KOR		CZE		KOR		Total wins all zones
	Def. zone	Att. zone	Neutral zone	Neutral zone	Att. zone	Def. zone	Att. zone	Def. zone	Att. zone	Def. zone			
	+ 82	- 55	- 30	+ 27	+ 82	- 55							
	- 82	+ 55	- 30	+ 28	- 30	+ 28							
	- 82	+ 28	+ 30	- 28	- 82	+ 55							
	- 30	+ 28	- 30	+ 28	- 82	+ 55							
	- 82	+ 55	- 96	+ 28	+ 74	- 55							
			- 82	+ 55	+ 96	- 27							
Total wins / period	1 / 20%	4 / 80%	1 / 17%	5 / 83%	3 / 50%	3 / 50%	5 / 29%	12 / 71%					

#### PERIOD 3

	CZE		KOR		CZE		KOR		CZE		KOR		Total wins all zones
	Def. zone	Att. zone	Neutral zone	Neutral zone	Att. zone	Def. zone	Att. zone	Def. zone	Att. zone	Def. zone			
	+ 82	- 55	+ 30	- 28	- 30	+ 15							
	+ 30	- 28	- 82	+ 28	+ 82	- 28							
			- 82	+ 28	- 30	+ 28							
			- 30	+ 28	- 30	+ 28							
			+ 30	- 55									
			- 82	+ 28									
			- 30	+ 28									
Total wins / period	2 / 100%	0 / 0%	2 / 29%	5 / 71%	1 / 33%	2 / 67%	5 / 42%	7 / 58%					

#### TOTAL

	CZE		KOR		CZE		KOR		CZE		KOR		Total wins all zones
	Def. zone	Att. zone	Neutral zone	Neutral zone	Att. zone	Def. zone	Att. zone	Def. zone	Att. zone	Def. zone			
Total wins / game	7 / 54%	6 / 46%	4 / 22%	14 / 78%	7 / 54%	6 / 46%	18 / 41%	26 / 59%					





HEAD TO HEAD

		KOR								
	No.	15	27	28	55	Tot	wins CZE	Dz	Nz	Az
CZE	30	0 - 1	1 - 1	3 - 7	2 - 4	19	6 32%	2 50%	4 36%	0 0%
	74				1 - 0	1	1 100%			1 100%
	82		1 - 0	3 - 7	6 - 5	22	10 45%	5 56%	0 0%	5 71%
	96		1 - 0	0 - 1		2	1 50%		0 0%	1 100%
	<b>Tot</b>		1	4	21	18	44	18 41%	7 54%	4 22%
	<b>wins KOR</b>	1 100%	1 25%	15 71%	9 50%	26 59%				
	<b>Dz</b>	1 100%	0 0%	2 67%	3 43%	6 46%				
	<b>Nz</b>		1 50%	10 83%	3 75%	14 78%				
	<b>Az</b>			3 50%	3 43%	6 46%				

LEGEND

**Az** Attacking Zone

**Dz** Defending zone

**Nz** Neutral zone

**Tot** Total face-offs played



## LINE-UPS / ALIGNEMENTS

TUE 16 MAR 2010 / MAR 16 MAR 2010 START TIME / DÉBUT 13:30

### ITA - SWE

#### Referee(s)

MATTE Paul (CAN)

#### Linesmen

MARCOTTE William (USA) , THOEGER-ANDRESEN Kai Gunnar (NOR)

#### Goalkeepers

##### Team: ITA

No.	Name	Gen
1	STILLITANO Santino	M
15	ARAUDO Gabriele	M

##### Team: SWE

No.	Name	Gen
5	NILSSON Ulf	M
10	EDBOM Jan	M

#### Team Line-ups

##### Team: ITA (white)

No.	Pos.	Name	Gen
3	D	ROSA Gianluigi	M
6	D	CAVALIERE Gian Luca +A	M
5	F	PLANKER Florian	M
7	F	WINKLER Werner	M
16	F	CHIAROTTI Andrea +C	M
<hr/>			
8	D	RADICE Roberto	M
14	D	BALOSSETTI Bruno	M
69	D	CONDELLO Giuseppe	M
68	F	CORVINO Valerio	M
73	F	LEPERDI Gregory +A	M
<hr/>			
11	D	MAGISTRELLI Ambrogio	M
88	D	KANESTRIN Rupert	M
20	F	STELLA Igor	M

Head Coach: da RIN Massimo

##### Team: SWE (blue)

No.	Pos.	Name	Gen
3	D	INGVARSSON Niklas	M
11	D	LUNDGREN Rasmus +A	M
4	F	ANDERSON Aron	M
8	F	KASPERI Per	M
21	F	HOLM Marcus +C	M
<hr/>			
15	F	CARLSSON Magnus	M
18	F	ENGMARK Dedjo	M
19	F	WISTRAND Anders	M
20	F	RAKOS Niklas	M

Head Coach: EDBOM Jan

#### LEGEND

<b>D</b>	Defence	<b>F</b>	Forward	<b>Gen</b>	Gender	<b>No</b>	Jersey number
<b>Pos</b>	Position	<b>+A</b>	Assistant Captain	<b>+C</b>	Captain		



## GAME SUMMARY / RÉSUMÉ DE LA PARTIE

TUE 16 MAR 2010 / MAR 16 MAR 2010 START TIME / DÉBUT 13:30 END TIME / FINI À 15:22

**ITA - SWE 0 - 1 (0 - 0, 0 - 1, 0 - 0)**

Spectators	Referee(s)	Linesmen
4983	MATTE Paul (CAN)	MARCOTTE William (USA) , THOEGER-ANDRESEN Kai Gunnar (NOR)

### Team Statistics

Period	Score	SVS	SOG	PIM	TPP	PPG	SHG
1	0 : 0	6 : 2	2 : 6	2 : 6	04:49 : 00:49	0 : 0	0 : 0
2	0 : 1	3 : 4	4 : 4	6 : 2	00:29 : 03:29	0 : 1	0 : 0
3	0 : 0	2 : 0	0 : 2	0 : 0	00:58 : 00:00	0 : 0	0 : 0
<b>Total</b>	<b>0 : 1</b>	<b>11 : 6</b>	<b>6 : 12</b>	<b>8 : 8</b>	<b>06:16 : 04:18</b>	<b>0 : 1</b>	<b>0 : 0</b>

### 1st Period

Action	Time	ET/Res	Team	Type	No	Name	(G)	Name of Assistant(s) / Action Description
GK	00:00		ITA		1	STILLITANO S		- Goalkeeper in
GK	00:00		SWE		5	NILSSON U		- Goalkeeper in
Penalty	07:32	09:32	SWE	2 min.	3	INGVARSSON N		- Delaying the Game
Penalty	09:34	11:34	SWE	2 min.	21	HOLM M		- Holding
Penalty	10:38	12:38	ITA	2 min.	16	CHIAROTTI A		- Interference
Penalty	12:23	14:23	SWE	2 min.	8	KASPERI P		- Holding

### 2nd Period

Action	Time	ET/Res	Team	Type	No	Name	(G)	Name of Assistant(s) / Action Description
Penalty	25:29	27:29	ITA	2 min.	6	CAVALIERE GL		- Roughing
Penalty	26:09	27:57	ITA	2 min.	5	PLANKER F		- Roughing
Penalty	27:31	29:31	ITA	2 min.	73	LEPERDI G		- Delaying the Game
<b>Goal</b>	<b>27:57</b>	<b>0 : 1</b>	<b>SWE</b>	<b>PP2</b>	<b>21</b>	<b>HOLM M</b>	(2)	4 ANDERSON A On Ice ITA 1 3 6 7 SWE 5 3 4 8 11 21
Penalty	28:58	30:58	SWE	2 min.	21	HOLM M		- Hooking

### 3rd Period

Action	Time	ET/Res	Team	Type	No	Name	(G)	Name of Assistant(s) / Action Description
GK	42:42		ITA					1 STILLITANO S - Goalkeeper out
GK	45:00		SWE					5 NILSSON U - Goalkeeper out

### Goalkeeper Records

#### Team : ITA - Italy

No	Name	SOG	SVS	MIP
1	STILLITANO Santino	12	11	42:42
15	ARAUDO Gabriele			

#### Team : SWE - Sweden

No	Name	SOG	SVS	MIP
5	NILSSON Ulf	6	6	45:00
10	EDBOM Jan			

### Game Statistics

#### Team : ITA (white)

No	Pos	Name	Shots on Goal							Time on Ice								
			G	A	PIM	1	2	3	OT	TS	+/-	1	2	3	OT	TOT	SHF	AVG
3	D	ROSA Gianluigi	0	0	0	0	0	0	0	0	0	11:48	10:40	11:08		33:36	12	2:48
5	F	PLANKER Florian	0	0	2	1	3	0	4	0	10:14	10:11	11:08		31:33	13	2:25	
6	D	CAVALIERE Gian Luca +A	0	0	2	1	0	0	1	0	10:14	8:48	11:08		30:10	13	2:19	
7	F	WINKLER Werner	0	0	0	0	0	0	0	0	9:10	9:21	8:44		27:15	13	2:05	
16	F	CHIAROTTI Andrea +C	0	0	2	0	0	0	0	0	8:57	9:04	9:13		27:14	16	1:42	



No	Pos	Name	G	A	PIM	Shots on Goal					+/-	Time on Ice						
						1	2	3	OT	TS		1	2	3	OT	TOT	SHF	AVG
8	D	RADICE Roberto	0	0	0	0	0	0	0	0	0	3:06	0:00	0:00		3:06	2	1:33
14	D	BALOSSETTI Bruno	0	0	0	0	1	0		1	0	4:40	4:28	4:25		13:33	8	1:41
68	F	CORVINO Valerio	0	0	0	0	0	0		0	0	4:40	4:28	4:25		13:33	8	1:41
69	D	CONDELLO Giuseppe	0	0	0	0	0	0		0	0	3:06	4:28	4:25		11:59	7	1:42
73	F	LEPERDI Gregory +A	0	0	2	0	0	0		0	0	6:33	5:45	12:02		24:20	14	1:44
11	D	MAGISTRELLI Ambrogio	0	0	0	0	0	0		0	0	0:00	0:00	1:03		1:03	1	1:03
20	F	STELLA Igor	0	0	0	0	0	0		0	0	0:00	3:16	0:00		3:16	2	1:38
88	D	KANESTRIN Rupert	0	0	0	0	0	0		0	0	0:00	0:00	0:00		0:00	0	0:00
1	GK	STILLITANO Santino	0	0	0	0	0	0		0								
15	GK	ARAUDO Gabriele	0	0	0	0	0	0		0								
<b>Total</b>			<b>0</b>	<b>0</b>	<b>8</b>	<b>2</b>	<b>4</b>	<b>0</b>		<b>6</b>								

Head Coach : da RIN Massimo

Team : SWE (blue)																		
No	Pos	Name	G	A	PIM	Shots on Goal					+/-	Time on Ice						
						1	2	3	OT	TS		1	2	3	OT	TOT	SHF	AVG
3	D	INGVARSSON Niklas	0	0	2	1	1	1		3	0	13:00	14:58	14:58		42:56	4	10:44
4	F	ANDERSON Aron	0	1	0	2	0	0		2	0	14:41	12:56	14:19		41:56	6	6:59
8	F	KASPERI Per	0	0	2	1	1	0		2	0	8:20	11:45	9:02		29:07	13	2:14
11	D	LUNDGREN Rasmus +A	0	0	0	1	0	0		1	0	15:00	11:09	14:58		41:07	5	8:13
21	F	HOLM Marcus +C	1	0	4	1	2	1		4	0	13:00	13:54	14:00		40:54	4	10:13
15	F	CARLSSON Magnus	0	0	0	0	0	0		0	0	1:27	1:45	1:07		4:19	3	1:26
18	F	ENGMARK Dedjo	0	0	0	0	0	0		0	0	1:10	4:11	2:05		7:26	5	1:29
19	F	WISTRAND Anders	0	0	0	0	0	0		0	0	0:00	0:00	0:00		0:00	0	0:00
20	F	RAKOS Niklas	0	0	0	0	0	0		0	0	2:19	3:27	3:21		9:07	4	2:16
5	GK	NILSSON Ulf	0	0	0	0	0	0		0								
10	GK	EDBOM Jan	0	0	0	0	0	0		0								
<b>Total</b>			<b>1</b>	<b>1</b>	<b>8</b>	<b>6</b>	<b>4</b>	<b>2</b>		<b>12</b>								

Head Coach : EDBOM Jan

Group B

R	Team	GP	W	OTW	OTL	L	PTS	GDF	GF:GA
1	CAN	2	2	0	0	0	6	+13	14: 1
2	NOR	2	1	1	0	0	5	+2	4: 2
3	SWE	3	1	0	1	1	4	-9	3: 12
4	ITA	3	0	0	0	3	0	-6	1: 7

	CAN	ITA	NOR	SWE
CAN	*****	4:0	TUE 16 MAR 20:30	10:1
ITA	0:4	*****	1:2	0:1
NOR	TUE 16 MAR 20:30	2:1	*****	2:1
SWE	1:10	1:0	1:2	*****



#### LEGEND

<b>A</b>	Assists	<b>AVG</b>	Average time on ice / shift	<b>D</b>	Defence	<b>ENG</b>	Empty net goal
<b>EQ</b>	Equal strength	<b>ET/Res</b>	Penalty end time/Result of game	<b>F</b>	Forward	<b>G</b>	Goals
<b>(G)</b>	Goals in tournament	<b>GA</b>	Goals against	<b>GDF</b>	Goal difference	<b>GF</b>	Goals for
<b>GK</b>	Goalkeeper	<b>GP</b>	Games played	<b>GWG</b>	Game winning goal	<b>GWS</b>	Game winning shots
<b>L</b>	Losses	<b>MIP</b>	Minutes in play (GK)	<b>No</b>	Jersey number	<b>OT</b>	Overtime
<b>OTL</b>	Overtime losses	<b>OTW</b>	Overtime wins	<b>PIM</b>	Penalties in minutes	<b>Pos</b>	Position
<b>PP1</b>	Power play - 1 player	<b>PP2</b>	Power play - 2 players	<b>PPG</b>	Power play goals	<b>PS</b>	Penalty shot
<b>PTS</b>	Points	<b>R</b>	Rank	<b>SH1</b>	Shorthanded - 1 player	<b>SH2</b>	Shorthanded - 2 players
<b>SHF</b>	Number of shifts	<b>SHG</b>	Shorthanded goals	<b>SOG</b>	Shots on goal	<b>SVS</b>	Saves
<b>TOT</b>	Total	<b>TPP</b>	Time on power play	<b>TS</b>	Total shots	<b>W</b>	Wins
<b>+/-</b>	Net result of positive and negative participation			<b>+A</b>	Assistant captain	<b>+C</b>	Captain



## SHOT CHART / TABLEAU DES LANCERS

TUE 16 MAR 2010 / MAR 16 MAR 2010 START TIME / DÉBUT 13:30

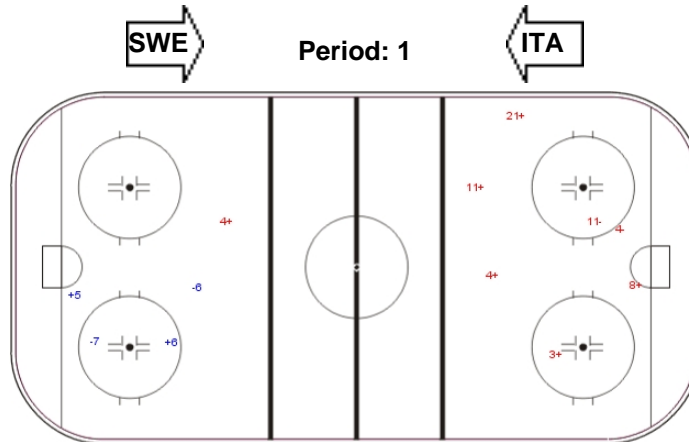
### ITA - SWE

Shots by ITA

Goals (o): 0 SSG (+): 2  
SSP (<): 0 SPG (-): 2



GK 5 of SWE



Shots by SWE

Goals (o): 0 SSG (+): 6  
SSP (>): 0 SPG (-): 2



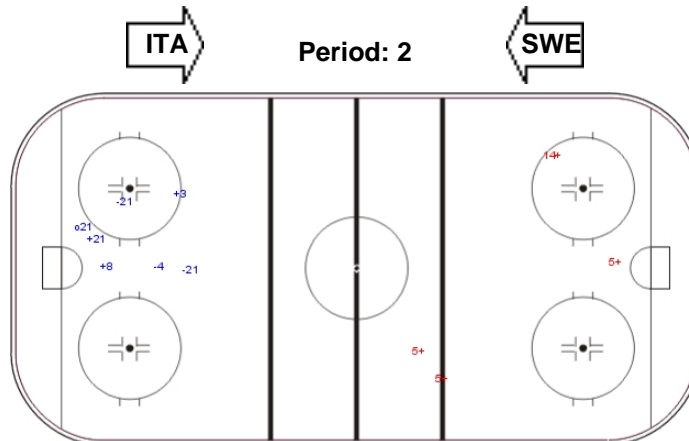
GK 1 of ITA

Shots by SWE

Goals (o): 1 SSG (+): 3  
SSP (<): 0 SPG (-): 3



GK 1 of ITA



Shots by ITA

Goals (o): 0 SSG (+): 4  
SSP (>): 0 SPG (-): 0



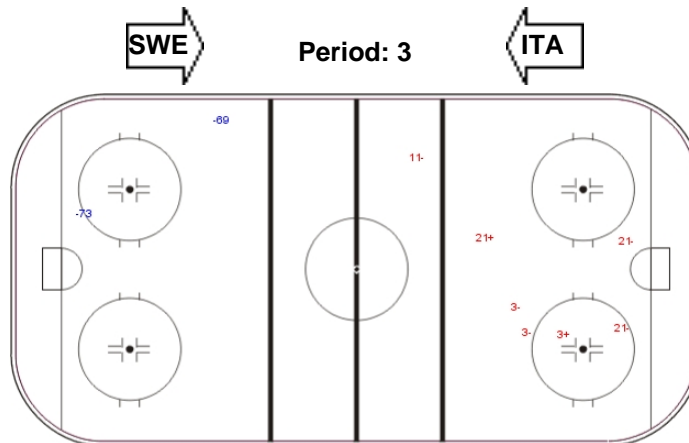
GK 5 of SWE

Shots by ITA

Goals (o): 0 SSG (+): 0  
SSP (<): 0 SPG (-): 2



GK 5 of SWE



Shots by SWE

Goals (o): 0 SSG (+): 2  
SSP (>): 0 SPG (-): 5



GK 1 of ITA

#### LEGEND

**ENG** Empty net goal    **GK** Goalkeeper    **SPG** Shots past goal    **SSG** Shots saved by goalkeeper    **SSP** Shots saved by player



## FACE-OFF CHART / TABLEAU DES REMISES EN JEU

TUE 16 MAR 2010 / MAR 16 MAR 2010 START TIME / DÉBUT 13:30

### ITA - SWE

#### PERIOD 1

	ITA		SWE		ITA		SWE						
	Def. zone	Att. zone	Neutral zone	Neutral zone	Att. zone	Def. zone	Def. zone						
	+ 5	- 18	+ 73	- 21	- 5	+ 21			Total wins all zones				
	+ 73	- 21	+ 73	- 21	+ 5	- 21							
	+ 73	- 21	- 73	+ 21	+ 5	- 21							
	+ 68	- 21	- 5	+ 4	- 16	+ 4							
	+ 5	- 21			+ 5	- 21							
	+ 5	- 21			+ 5	- 4							
Total wins / period	5 / 100%	0 / 0%	2 / 50%	2 / 50%	4 / 67%	2 / 33%			<table border="1"> <thead> <tr> <th>ITA</th> <th>SWE</th> </tr> </thead> <tbody> <tr> <td>11 / 73%</td> <td>4 / 27%</td> </tr> </tbody> </table>	ITA	SWE	11 / 73%	4 / 27%
ITA	SWE												
11 / 73%	4 / 27%												

#### PERIOD 2

	ITA		SWE		ITA		SWE						
	Def. zone	Att. zone	Neutral zone	Neutral zone	Att. zone	Def. zone	Def. zone						
	+ 5	- 4	- 5	+ 21	+ 73	- 18			Total wins all zones				
	+ 5	- 21	+ 73	- 21	+ 73	- 4							
	- 5	+ 21	+ 5	- 18	- 5	+ 18							
	+ 5	- 11	- 5	+ 4	+ 5	- 18							
	+ 5	- 18											
	+ 5	- 18											
	+ 7	- 4											
	- 73	+ 4											
	+ 73	- 4											
	- 7	+ 4											
Total wins / period	7 / 70%	3 / 30%	2 / 50%	2 / 50%	3 / 75%	1 / 25%				<table border="1"> <thead> <tr> <th>ITA</th> <th>SWE</th> </tr> </thead> <tbody> <tr> <td>12 / 67%</td> <td>6 / 33%</td> </tr> </tbody> </table>	ITA	SWE	12 / 67%
ITA	SWE												
12 / 67%	6 / 33%												

#### PERIOD 3

	ITA		SWE		ITA		SWE						
	Def. zone	Att. zone	Neutral zone	Neutral zone	Att. zone	Def. zone	Def. zone						
	- 68	+ 4	- 5	+ 4	+ 68	- 4			Total wins all zones				
	- 5	+ 4	- 68	+ 4	- 68	+ 4							
	- 5	+ 11	+ 5	- 4	- 5	+ 4							
	- 5	+ 4			- 68	+ 4							
					+ 5	- 4							
Total wins / period	0 / 0%	4 / 100%	1 / 33%	2 / 67%	2 / 40%	3 / 60%			<table border="1"> <thead> <tr> <th>ITA</th> <th>SWE</th> </tr> </thead> <tbody> <tr> <td>3 / 25%</td> <td>9 / 75%</td> </tr> </tbody> </table>	ITA	SWE	3 / 25%	9 / 75%
ITA	SWE												
3 / 25%	9 / 75%												

#### TOTAL



PRELIMINARY ROUND - GROUP B - GAME 10  
MANCHE PRÉLIMINAIRE - GROUPE B - MATCH 10

	ITA	SWE	ITA	SWE	ITA	SWE	Total wins all zones	
	Def. zone	Att. zone	Neutral zone		Att. zone	Def. zone	ITA	SWE
Total wins / game	12 / 63%	7 / 37%	5 / 45%	6 / 55%	9 / 60%	6 / 40%	26 / 58%	19 / 42%





HEAD TO HEAD

		SWE				Tot	wins ITA	Dz	Nz	Az
No.		4	11	18	21					
ITA	5	4 - 6	1 - 1	5 - 1	5 - 3	26	15 58%	7 64%	2 33%	6 67%
	7	1 - 1				2	1 50%	1 50%		
	16	0 - 1				1	0 0%			0 0%
	68	1 - 4			1 - 0	6	2 33%	1 50%	0 0%	1 33%
	73	2 - 1			1 - 0	5 - 1	10	8 80%	3 75%	3 75%
<b>Tot</b>		21	2	7	15	45	26 58%	12 63%	5 45%	9 60%
<b>wins SWE</b>		13 62%	1 50%	1 14%	4 27%	19 42%				
<b>Dz</b>		4 50%		1 33%	1 25%	6 40%				
<b>Nz</b>		4 80%		0 0%	2 40%	6 55%				
<b>Az</b>		5 63%	1 50%	0 0%	1 17%	7 37%				

LEGEND

**Az** Attacking zone

**Dz** Defending zone

**Nz** Neutral zone

**Tot** Total face-offs played



## LINE-UPS / ALIGNEMENTS

TUE 16 MAR 2010 / MAR 16 MAR 2010 START TIME / DÉBUT 17:00

### USA - JPN

#### Referee(s)

HEGLE Petter Vojan (NOR)

#### Linesmen

BEELEN Lodewijk (NED) , DAGENAIS Eric (CAN)

#### Goalkeepers

Team: USA

No.	Name	Gen
34	CASH Steve	M
27	BLABAC Mike	M

Team: JPN

No.	Name	Gen
39	NAGASE Mitsuru	M
21	FUKUSHIMA Shinobu	M

#### Team Line-ups

Team: USA (blue)

No.	Pos.	Name	Gen
4	D	CONNELLY Jimmy +A	M
9	D	YOHE Andy +C	M
3	F	JONES Tim	M
5	F	EMMERSON Brad	M
20	F	PAGE Adam	M
<hr/>			
15	D	LANDEROS Nikko	M
19	D	CHACE Taylor +A	M
21	F	SALAMONE Alexi	M
23	F	HOWARD Joe	M
25	F	TORRES Bubba	M
<hr/>			
7	F	LIPSETT Taylor	M
8	F	SHAW Greg	M
14	F	PAULS Josh	M

Head Coach: MALUTA Ray

Team: JPN (white)

No.	Pos.	Name	Gen
10	D	ENDO Takayuki +C	M
23	D	ISHIDA Naohiko	M
25	F	MISAWA Eiji	M
27	F	ANNAKA Mikio	M
59	F	ITO Noritaka	M
<hr/>			
18	D	NAKAMURA Toshiyuki	M
24	D	SUDO Satoru +A	M
13	F	YOSHIKAWA Mamoru	M
32	F	UEHARA Daisuke	M
55	F	TAKAHASHI Kazuhiro +A	M
<hr/>			
17	F	MAJIMA Makoto	M
29	F	MARUO Tomohiko	M
33	F	YAGUCHI Atsuya	M

Head Coach: NAKAKITA Kojin

#### LEGEND

<b>D</b>	Defence	<b>F</b>	Forward	<b>Gen</b>	Gender	<b>No</b>	Jersey number
<b>Pos</b>	Position	<b>+A</b>	Assistant Captain	<b>+C</b>	Captain		



## GAME SUMMARY / RÉSUMÉ DE LA PARTIE

TUE 16 MAR 2010 / MAR 16 MAR 2010 START TIME / DÉBUT 17:00 END TIME / FINI À 18:41

**USA - JPN 6 - 0 (2 - 0 , 2 - 0 , 2 - 0)**

Spectators	Referee(s)	Linesmen
5468	HEGLE Petter Vojan (NOR)	BEELLEN Lodewijk (NED) , DAGENAIS Eric (CAN)

### Team Statistics

Period	Score	SVS	SOG	PIM	TPP	PPG	SHG
1	2 : 0	4 : 4	6 : 4	4 : 0	00:00 : 03:29	0 : 0	0 : 0
2	2 : 0	1 : 5	7 : 1	2 : 6	04:00 : 00:40	1 : 0	0 : 0
3	2 : 0	1 : 4	6 : 1	2 : 0	00:00 : 02:00	0 : 0	0 : 0
<b>Total</b>	<b>6 : 0</b>	<b>6 : 13</b>	<b>19 : 6</b>	<b>8 : 6</b>	<b>04:00 : 06:09</b>	<b>1 : 0</b>	<b>0 : 0</b>

### 1st Period

Action	Time	ET/Res	Team	Type	No	Name	(G)	Name of Assistant(s) / Action Description
GK	00:00		USA		34	CASH S		- Goalkeeper in
GK	00:00		JPN		39	NAGASE M		- Goalkeeper in
<b>Goal</b>	<b>01:05</b>	<b>1 : 0</b>	<b>USA</b>	<b>EQ</b>	<b>20</b>	<b>PAGE A</b>	(1)	9 YOHE A On Ice USA 34 3 4 5 9 20 3 JONES T JPN 39 10 23 25 27 59
Penalty	06:01	08:01	USA	2 min.	20	PAGE A		- Hooking
<b>Goal</b>	<b>12:01</b>	<b>2 : 0</b>	<b>USA</b>	<b>EQ</b>	<b>8</b>	<b>SHAW G</b>	(1)	7 LIPSETT T On Ice USA 34 4 7 8 9 14 JPN 39 10 13 24 32 55
Penalty	13:31	15:31	USA	2 min.	19	CHACE T		- Elbowing

### 2nd Period

Action	Time	ET/Res	Team	Type	No	Name	(G)	Name of Assistant(s) / Action Description
Penalty	18:57	20:57	JPN	2 min.	23	ISHIDA N		- Hooking
<b>Goal</b>	<b>20:13</b>	<b>3 : 0</b>	<b>USA</b>	<b>PP1</b>	<b>21</b>	<b>SALAMONE A</b>	(3)	9 YOHE A On Ice USA 34 7 9 19 21 23 JPN 39 10 24 25 59
Penalty	21:27	23:27	USA	2 min.	7	LIPSETT T		- Charging
Penalty	21:36	23:36	JPN	2 min.	24	SUDO S		- Holding
Penalty	22:23	24:23	JPN	2 min.	23	ISHIDA N		- Holding
<b>Goal</b>	<b>28:22</b>	<b>4 : 0</b>	<b>USA</b>	<b>EQ</b>	<b>7</b>	<b>LIPSETT T</b>	(4)	On Ice USA 34 7 8 9 14 19 JPN 39 10 23 24 32 55

### 3rd Period

Action	Time	ET/Res	Team	Type	No	Name	(G)	Name of Assistant(s) / Action Description
GK	30:00		USA		27	BLABAC M		- Goalkeeper in
<b>Goal</b>	<b>34:10</b>	<b>5 : 0</b>	<b>USA</b>	<b>EQ</b>	<b>23</b>	<b>HOWARD J</b>	(1)	19 CHACE T On Ice USA 27 15 19 21 23 25 JPN 39 13 23 25 27 59
GK	34:10		JPN		21	FUKUSHIMA S		- Goalkeeper in
Penalty	35:54	37:54	USA	2 min.	3	JONES T		- Interference
<b>Goal</b>	<b>38:54</b>	<b>6 : 0</b>	<b>USA</b>	<b>EQ</b>	<b>15</b>	<b>LANDEROS N</b>	(1)	On Ice USA 27 3 4 7 8 15 JPN 21 10 24 32 33 55
GK	45:00		USA					27 BLABAC M - Goalkeeper out
GK	45:00		JPN					21 FUKUSHIMA S - Goalkeeper out

### Goalkeeper Records

Team : USA - United States

Team : JPN - Japan

No	Name	SOG	SVS	MIP	No	Name	SOG	SVS	MIP
34	CASH Steve	5	5	30:00	39	NAGASE Mitsuru	15	10	34:10
27	BLABAC Mike	1	1	15:00	21	FUKUSHIMA Shinobu	4	3	10:50



Game Statistics

Team : USA (blue)

No	Pos	Name	G	A	PIM	Shots on Goal					+/-	Time on Ice					
						1	2	3	OT	TS		1	2	3	OT	TOT	SHF
3	F	JONES Tim	0	1	2	0	0	0	0	0	+2	5:20	4:17	4:54	14:31	13	1:07
4	D	CONNELLY Jimmy +A	0	0	0	0	0	0	0	0	+3	7:33	4:49	7:10	19:32	16	1:13
5	F	EMMERSON Brad	0	0	0	0	0	0	0	0	+1	3:27	4:05	5:08	12:40	11	1:09
9	D	YOHE Andy +C	0	2	0	0	0	0	0	0	+3	8:41	8:14	5:10	22:05	15	1:28
20	F	PAGE Adam	1	0	2	1	0	1			+1	3:35	4:17	4:46	12:38	12	1:03
15	D	LANDEROS Nikko	1	0	0	0	0	1			+2	6:59	5:56	7:33	20:28	14	1:27
19	D	CHACE Taylor +A	0	1	2	1	0	0			+2	6:45	10:25	5:27	22:37	12	1:53
21	F	SALAMONE Alexi	1	0	0	0	1	1			+1	4:22	8:50	5:19	18:31	9	2:03
23	F	HOWARD Joe	1	0	0	1	3	2			+1	5:20	8:38	5:19	19:17	9	2:08
25	F	TORRES Bubba	0	0	0	0	1	0			+1	6:09	4:33	6:06	16:48	10	1:40
7	F	LIPSETT Taylor	1	1	2	0	2	1			+3	3:31	4:58	5:15	13:44	9	1:31
8	F	SHAW Greg	1	0	0	2	0	0			+3	6:39	2:03	4:31	13:13	11	1:12
14	F	PAULS Josh	0	0	0	1	0	0			+2	3:03	1:06	6:11	10:20	9	1:08
27	GK	BLABAC Mike	0	0	0	0	0	0			0						
34	GK	CASH Steve	0	0	0	0	0	0			0						
<b>Total</b>			<b>6</b>	<b>5</b>	<b>8</b>	<b>6</b>	<b>7</b>	<b>6</b>			<b>19</b>						

Head Coach : MALUTA Ray

Team : JPN (white)

No	Pos	Name	G	A	PIM	Shots on Goal					+/-	Time on Ice					
						1	2	3	OT	TS		1	2	3	OT	TOT	SHF
10	D	ENDO Takayuki +C	0	0	0	2	0	0			-4	11:02	12:08	9:47	32:57	21	1:34
23	D	ISHIDA Naohiko	0	0	4	1	0	0			-3	8:41	8:20	5:12	22:13	21	1:03
25	F	MISAWA Eiji	0	0	0	0	0	0			-2	5:56	8:19	5:35	19:50	15	1:19
27	F	ANNAKA Mikio	0	0	0	0	0	0			-2	5:09	1:58	2:11	9:18	10	0:55
59	F	ITO Noritaka	0	0	0	1	0	0			-2	8:01	6:39	6:49	21:29	17	1:15
13	F	YOSHIKAWA Mamoru	0	0	0	0	0	0			-2	7:00	3:04	9:20	19:24	11	1:45
18	D	NAKAMURA Toshiyuki	0	0	0	0	0	0			0	0:00	1:31	2:23	3:54	7	0:33
24	D	SUDO Satoru +A	0	0	2	0	0	1			-3	10:15	8:08	9:47	28:10	16	1:45
32	F	UEHARA Daisuke	0	0	0	0	1	0			-3	9:48	8:47	11:26	30:01	18	1:40
55	F	TAKAHASHI Kazuhiro +A	0	0	0	0	0	0			-3	9:03	8:46	9:05	26:54	18	1:29
17	F	MAJIMA Makoto	0	0	0	0	0	0			0	0:00	0:00	1:12	1:12	2	0:36
29	F	MARUO Tomohiko	0	0	0	0	0	0			0	0:00	0:00	0:58	0:58	1	0:58
33	F	YAGUCHI Atsuya	0	0	0	0	0	0			-1	0:00	1:14	1:10	2:24	2	1:12
21	GK	FUKUSHIMA Shinobu	0	0	0	0	0	0			0						
39	GK	NAGASE Mitsuru	0	0	0	0	0	0			0						
<b>Total</b>			<b>0</b>	<b>0</b>	<b>6</b>	<b>4</b>	<b>1</b>	<b>1</b>			<b>6</b>						

Head Coach : NAKAKITA Kojin

Group A

R	Team	GP	W	OTW	OTL	L	PTS	GDF	GF:GA
1	USA	3	3	0	0	0	9	+14	14:0

	CZE	JPN	KOR	USA
CZE	*****	1:2	4:2	0:3
JPN	2:1	*****	5:0	0:6



R	Team	GP	W	OTW	OTL	L	PTS	GDF	GF:GA
2	JPN	3	2	0	0	1	6	0	7 : 7
3	CZE	3	1	0	0	2	3	-2	5 : 7
4	KOR	3	0	0	0	3	0	-12	2 : 14

KOR	2:4	0:5	*****	0:5
USA	3:0	6:0	5:0	*****

#### LEGEND

<b>A</b> Assists	<b>AVG</b> Average time on ice / shift	<b>D</b> Defence	<b>ENG</b> Empty net goal
<b>EQ</b> Equal strength	<b>ET/Res</b> Penalty end time/Result of game	<b>F</b> Forward	<b>G</b> Goals
<b>(G)</b> Goals in tournament	<b>GA</b> Goals against	<b>GDF</b> Goal difference	<b>GF</b> Goals for
<b>GK</b> Goalkeeper	<b>GP</b> Games played	<b>GWG</b> Game winning goal	<b>GWS</b> Game winning shots
<b>L</b> Losses	<b>MIP</b> Minutes in play (GK)	<b>No</b> Jersey number	<b>OT</b> Overtime
<b>OTL</b> Overtime losses	<b>OTW</b> Overtime wins	<b>PIM</b> Penalties in minutes	<b>Pos</b> Position
<b>PP1</b> Power play - 1 player	<b>PP2</b> Power play - 2 players	<b>PPG</b> Power play goals	<b>PS</b> Penalty shot
<b>PTS</b> Points	<b>R</b> Rank	<b>SH1</b> Shorthanded - 1 player	<b>SH2</b> Shorthanded - 2 players
<b>SHF</b> Number of shifts	<b>SHG</b> Shorthanded goals	<b>SOG</b> Shots on goal	<b>SVS</b> Saves
<b>TOT</b> Total	<b>TPP</b> Time on power play	<b>TS</b> Total shots	<b>W</b> Wins
<b>+/-</b> Net result of positive and negative participation		<b>+A</b> Assistant captain	<b>+C</b> Captain



### SHOT CHART / TABLEAU DES LANCERS

TUE 16 MAR 2010 / MAR 16 MAR 2010 START TIME / DÉBUT 17:00

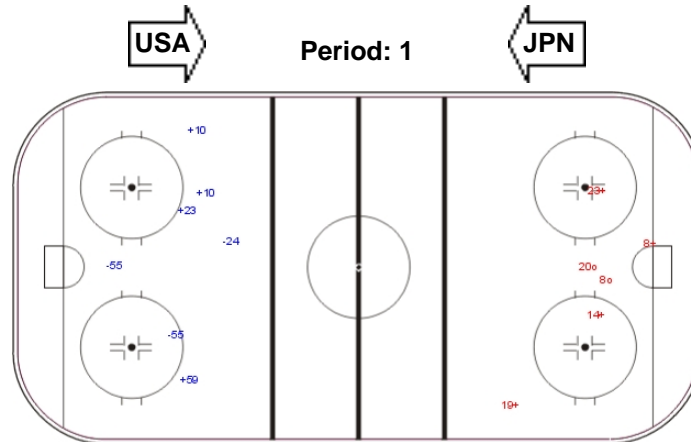
#### USA - JPN

Shots by JPN

Goals (o): 0 SSG (+): 4  
SSP (<): 0 SPG (-): 3



GK 34 of USA



Shots by USA


Goals (o): 2 SSG (+): 4  
SSP (>): 0 SPG (-): 0



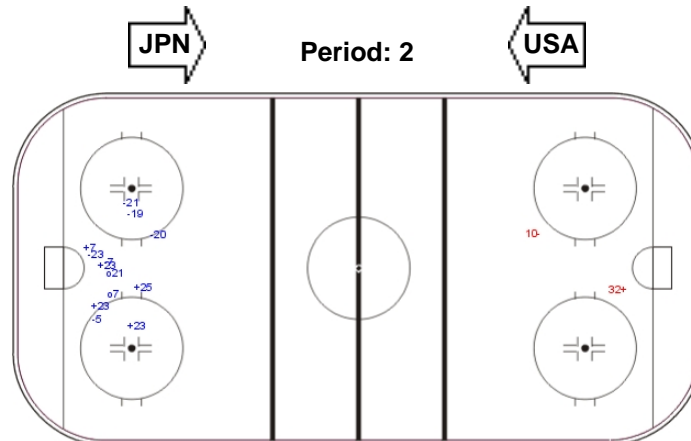
GK 39 of JPN

Shots by USA

Goals (o): 2 SSG (+): 5  
SSP (<): 0 SPG (-): 6



GK 39 of JPN



Shots by JPN


Goals (o): 0 SSG (+): 1  
SSP (>): 0 SPG (-): 1



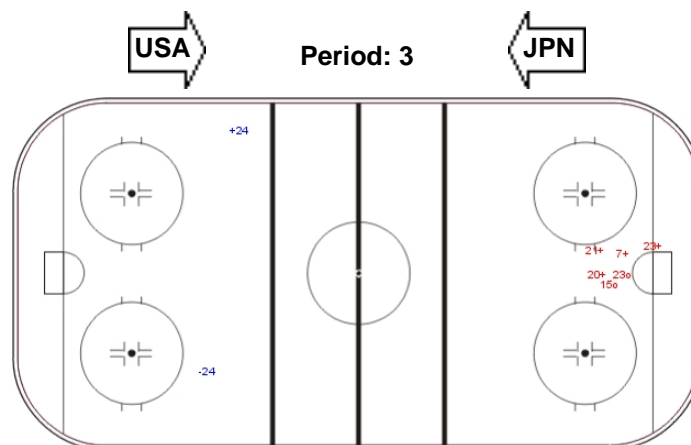
GK 34 of USA

Shots by JPN

Goals (o): 0 SSG (+): 1  
SSP (<): 0 SPG (-): 1




GK 27 of USA



Shots by USA

Goals (o): 2 SSG (+): 4  
SSP (>): 0 SPG (-): 0



GK 21 of JPN



GK 34 of USA



GK 39 of JPN



**LEGEND**

**ENG** Empty net goal    **GK** Goalkeeper    **SPG** Shots past goal    **SSG** Shots saved by goalkeeper    **SSP** Shots saved by player



## FACE-OFF CHART / TABLEAU DES REMISES EN JEU

TUE 16 MAR 2010 / MAR 16 MAR 2010 START TIME / DÉBUT 17:00

### USA - JPN

#### PERIOD 1

	USA		JPN		USA		JPN		Total wins all zones				
	Def. zone	Att. zone	Neutral zone		Att. zone	Def. zone							
	- 8	+ 55	+ 5	- 25	- 5	+ 55			<table border="1"> <thead> <tr> <th>USA</th> <th>JPN</th> </tr> </thead> <tbody> <tr> <td>5 / 63%</td> <td>3 / 37%</td> </tr> </tbody> </table>	USA	JPN	5 / 63%	3 / 37%
USA	JPN												
5 / 63%	3 / 37%												
	+ 19	- 25	+ 23	- 55	- 8	+ 55							
			+ 5	- 25									
			+ 8	- 55									
Total wins / period	1 / 50%	1 / 50%	4 / 100%	0 / 0%	0 / 0%	2 / 100%							

#### PERIOD 2

	USA		JPN		USA		JPN		Total wins all zones				
	Def. zone	Att. zone	Neutral zone		Att. zone	Def. zone							
	+ 8	- 25	- 5	+ 55	- 23	+ 55			<table border="1"> <thead> <tr> <th>USA</th> <th>JPN</th> </tr> </thead> <tbody> <tr> <td>8 / 67%</td> <td>4 / 33%</td> </tr> </tbody> </table>	USA	JPN	8 / 67%	4 / 33%
USA	JPN												
8 / 67%	4 / 33%												
			+ 23	- 25	- 7	+ 25							
			+ 23	- 33	- 23	+ 25							
			+ 23	- 13	+ 23	- 25							
					+ 8	- 55							
					+ 23	- 25							
					+ 5	- 55							
Total wins / period	1 / 100%	0 / 0%	3 / 75%	1 / 25%	4 / 57%	3 / 43%							

#### PERIOD 3

	USA		JPN		USA		JPN		Total wins all zones				
	Def. zone	Att. zone	Neutral zone		Att. zone	Def. zone							
	- 5	+ 27	+ 5	- 55	- 5	+ 55			<table border="1"> <thead> <tr> <th>USA</th> <th>JPN</th> </tr> </thead> <tbody> <tr> <td>6 / 60%</td> <td>4 / 40%</td> </tr> </tbody> </table>	USA	JPN	6 / 60%	4 / 40%
USA	JPN												
6 / 60%	4 / 40%												
	+ 8	- 55	- 8	+ 55	+ 23	- 13							
			- 8	+ 55	+ 23	- 55							
			+ 8	- 33	+ 5	- 25							
Total wins / period	1 / 50%	1 / 50%	2 / 50%	2 / 50%	3 / 75%	1 / 25%							

#### TOTAL

	USA		JPN		USA		JPN		Total wins all zones				
	Def. zone	Att. zone	Neutral zone		Att. zone	Def. zone							
Total wins / game	3 / 60%	2 / 40%	9 / 75%	3 / 25%	7 / 54%	6 / 46%			<table border="1"> <thead> <tr> <th>USA</th> <th>JPN</th> </tr> </thead> <tbody> <tr> <td>19 / 63%</td> <td>11 / 37%</td> </tr> </tbody> </table>	USA	JPN	19 / 63%	11 / 37%
USA	JPN												
19 / 63%	11 / 37%												





HEAD TO HEAD

		JPN									
No.	13	25	27	33	55	Tot	wins USA	Dz	Nz	Az	
USA	5	3 - 0	0 - 1		2 - 3	9	5 56%	0 0%	3 75%	2 50%	
	7	0 - 1				1	0 0%			0 0%	
	8	1 - 0		1 - 0	3 - 4	9	5 56%	2 67%	2 50%	1 50%	
	19	1 - 0				1	1 100%	1 100%			
	23	2 - 0	3 - 1		1 - 0	2 - 1	10	8 80%		4 100%	4 67%
<b>Tot</b>	2	10	1	2	15	30	19 63%	3 60%	9 75%	7 54%	
<b>wins JPN</b>	0 0%	2 20%	1 100%	0 0%	8 53%	11 37%					
<b>Dz</b>	0 0%	2 40%			4 57%	6 46%					
<b>Nz</b>	0 0%	0 0%		0 0%	3 50%	3 25%					
<b>Az</b>		0 0%	1 100%		1 50%	2 40%					

LEGEND

**Az** Attacking zone

**Dz** Defending zone

**Nz** Neutral zone

**Tot** Total face-offs played



## LINE-UPS / ALIGNEMENTS

TUE 16 MAR 2010 / MAR 16 MAR 2010 START TIME / DÉBUT 20:30

### NOR - CAN

#### Referee(s)

BERKEBILE Derek (USA)

#### Linesmen

HELTMAN Tomasz (POL) , ROETHLISBERGER Brad Anton (USA)

#### Goalkeepers

Team: NOR

No.	Name	Gen
1	JOHANSEN Roger	M
19	DENG Kissinger	M

Team: CAN

No.	Name	Gen
57	ROSEN Paul	M
22	ST-AMAND Benoit	M

#### Team Line-ups

Team: NOR (red)

No.	Pos.	Name	Gen
4	D	ROVELSTAD Tommy +C	M
9	D	VAERNES Morten	M
3	F	PEDERSEN Rolf Einar +A	M
13	F	ROYNE Kjell Vidar	M
17	F	JOHANSEN Loyd Remi	M
7	D	HAGEN Eskil +A	M
16	D	NORDSTOGA Knut Andre	M
8	F	SVEE Stig Tore	M
11	F	BJORNSTAD Helge	M
22	F	BAKKE Audun	M
21	D	AUSTEVOLL Ole Bjarte	M
85	F	JACOBSEN Thomas	M

Team: CAN (white)

No.	Pos.	Name	Gen
11	D	DIXON Adam	M
17	D	LABONTE Jean +C	M
12	F	WESTLAKE Greg +A	M
19	F	NICHOLSON Todd	M
27	F	BOWDEN Brad +A	M
21	D	GRASSI Raymond	M
29	D	MURRAY Graeme	M
7	F	DORION Marc	M
8	F	BOOKER Jeremy	M
18	F	BRIDGES Billy	M
3	F	LORD Herve	M
4	F	WHITSON Derek	M
10	F	MATHESON Shawn	M

Head Coach: HAGLUND Morten

Head Coach: SNYDER Jeff

#### LEGEND

<b>D</b>	Defence	<b>F</b>	Forward	<b>Gen</b>	Gender	<b>No</b>	Jersey number
<b>Pos</b>	Position	<b>+A</b>	Assistant Captain	<b>+C</b>	Captain		



## GAME SUMMARY / RÉSUMÉ DE LA PARTIE

TUE 16 MAR 2010 / MAR 16 MAR 2010 START TIME / DÉBUT 20:30 END TIME / FINI À 22:29

**NOR - CAN 0 - 5 (0 - 2, 0 - 3, 0 - 0)**

Spectators	Referee(s)	Linesmen
5430	BERKEBILE Derek (USA)	HELTMAN Tomasz (POL) , ROETHLISBERGER Brad Anton (USA)

### Team Statistics

Period	Score	SVS	SOG	PIM	TPP	PPG	SHG
1	0 : 2	2 : 4	4 : 4	6 : 8	04:13 : 00:28	0 : 1	0 : 1
2	0 : 3	3 : 0	0 : 6	6 : 2	02:00 : 03:38	0 : 2	0 : 0
3	0 : 0	2 : 4	4 : 2	4 : 0	00:00 : 02:00	0 : 0	0 : 0
<b>Total</b>	<b>0 : 5</b>	<b>7 : 8</b>	<b>8 : 12</b>	<b>16 : 10</b>	<b>06:13 : 06:06</b>	<b>0 : 3</b>	<b>0 : 1</b>

### 1st Period

Action	Time	ET/Res	Team	Type	No	Name	(G)	Name of Assistant(s) / Action Description
GK	00:00		NOR		1	JOHANSEN R		- Goalkeeper in
GK	00:00		CAN		57	ROSEN P		- Goalkeeper in
Penalty	00:16	00:31	NOR	2 min.	9	VAERNES M		- Hooking
<b>Goal</b>	<b>00:31</b>	<b>0 : 1</b>	<b>CAN</b>	<b>PP1</b>	<b>18</b>	<b>BRIDGES B</b>	(1)	11 DIXON A 27 BOWDEN B On Ice NOR 1 4 7 8 22 CAN 57 11 12 17 18 27
Penalty	01:50	03:50	CAN	2 min.	17	LABONTE J		- Holding
Penalty	03:56	05:56	CAN	2 min.	12	WESTLAKE G		- Roughing
Penalty	04:09	06:09	NOR	2 min.	11	BJORNSTAD H		- Holding
Penalty	06:48	08:48	CAN	2 min.	18	BRIDGES B		- Roughing
<b>Goal</b>	<b>07:14</b>	<b>0 : 2</b>	<b>CAN</b>	<b>SH1</b>	<b>12</b>	<b>WESTLAKE G</b>	(6)	27 BOWDEN B On Ice NOR 1 3 4 9 11 17 CAN 57 11 12 17 27
Penalty	07:35	09:35	NOR	2 min.	3	PEDERSEN RE		- Roughing
Penalty	07:35	09:35	CAN	2 min.	21	GRASSI R		- Roughing

### 2nd Period

Action	Time	ET/Res	Team	Type	No	Name	(G)	Name of Assistant(s) / Action Description
<b>Goal</b>	<b>15:11</b>	<b>0 : 3</b>	<b>CAN</b>	<b>EQ</b>	<b>27</b>	<b>BOWDEN B</b>	(3)	29 MURRAY G 12 WESTLAKE G On Ice NOR 1 3 7 9 13 17 CAN 57 12 19 21 27 29
Penalty	16:24	18:24	CAN	2 min.	29	MURRAY G		- Roughing
Penalty	18:24	18:46	NOR	2 min.	3	PEDERSEN RE		- High Sticking
<b>Goal</b>	<b>18:46</b>	<b>0 : 4</b>	<b>CAN</b>	<b>PP1</b>	<b>12</b>	<b>WESTLAKE G</b>	(7)	27 BOWDEN B 18 BRIDGES B On Ice NOR 1 7 8 11 16 CAN 57 11 12 17 18 27
Penalty	24:48	26:04	NOR	2 min.	13	ROYNE KV		- Interference
<b>Goal</b>	<b>26:04</b>	<b>0 : 5</b>	<b>CAN</b>	<b>PP1</b>	<b>11</b>	<b>DIXON A</b>	(3)	17 LABONTE J 19 NICHOLSON T On Ice NOR 1 7 8 16 22 CAN 57 11 12 17 19 27
GK	26:04		NOR		19	DENG K		- Goalkeeper in
Penalty	27:18	29:18	NOR	2 min.	85	JACOBSEN T		- Roughing

### 3rd Period

Action	Time	ET/Res	Team	Type	No	Name	(G)	Name of Assistant(s) / Action Description
Penalty	36:06	38:06	NOR	2 min.	17	JOHANSEN LR		- Roughing
Penalty	45:00	45:00	NOR	2 min.	3	PEDERSEN RE		- Charging
GK	45:00		NOR					19 DENG K - Goalkeeper out
GK	45:00		CAN					57 ROSEN P - Goalkeeper out

### Goalkeeper Records

Team : NOR - Norway

Team : CAN - Canada

No	Name	SOG	SVS	MIP	No	Name	SOG	SVS	MIP
1	JOHANSEN Roger	10	5	26:04	57	ROSEN Paul	8	8	45:00



19 DENG Kissinger

2

2

18:56

22 ST-AMAND Benoit

### Game Statistics

Team : NOR (red)

No	Pos	Name	G	A	PIM	Shots on Goal					+/-	Time on Ice					SHF	AVG
						1	2	3	OT	TS		1	2	3	OT	TOT		
3	F	PEDERSEN Rolf Einar +A	0	0	6	2	0	0		2	-2	10:18	10:28	7:58		28:44	24	1:11
4	D	ROVELSTAD Tommy +C	0	0	0	1	0	0		1	-1	3:58	0:00	0:00		3:58	6	0:39
9	D	VAERNES Morten	0	0	2	0	0	1		1	-2	8:52	5:23	11:34		25:49	22	1:10
13	F	ROYNE Kjell Vidar	0	0	2	0	0	0		0	-1	3:58	5:26	7:25		16:49	16	1:03
17	F	JOHANSEN Loyd Remi	0	0	2	0	0	0		0	-2	6:32	6:33	7:16		20:21	18	1:07
7	D	HAGEN Eskil +A	0	0	0	0	0	1		1	-1	14:14	12:46	9:44		36:44	31	1:11
8	F	SVEE Stig Tore	0	0	0	0	0	1		1	0	8:08	8:48	5:50		22:46	20	1:08
11	F	BJORNSTAD Helge	0	0	2	1	0	1		2	-1	20:00	7:04	6:47		33:51	24	1:24
16	D	NORDSTOGA Knut Andre	0	0	0	0	0	0		0	0	3:04	7:39	6:43		17:26	14	1:14
22	F	BAKKE Audun	0	0	0	0	0	0		0	0	4:03	4:11	5:24		13:38	14	0:58
21	D	AUSTEVOLL Ole Bjarte	0	0	0	0	0	0		0	0	0:00	1:13	3:28		4:41	4	1:10
85	F	JACOBSEN Thomas	0	0	2	0	0	0		0	0	1:59	1:55	0:47		4:41	4	1:10
1	GK	JOHANSEN Roger	0	0	0	0	0	0		0								
19	GK	DENG Kissinger	0	0	0	0	0	0		0								
<b>Total</b>			<b>0</b>	<b>0</b>	<b>16</b>	<b>4</b>	<b>0</b>	<b>4</b>		<b>8</b>								

Head Coach : HAGLUND Morten

Team : CAN (white)

No	Pos	Name	G	A	PIM	Shots on Goal					+/-	Time on Ice					SHF	AVG
						1	2	3	OT	TS		1	2	3	OT	TOT		
11	D	DIXON Adam	1	1	0	0	1	0		1	+1	9:19	9:13	7:56		26:28	20	1:19
12	F	WESTLAKE Greg +A	2	1	2	1	1	0		2	+2	6:31	7:44	4:42		18:57	18	1:03
17	D	LABONTE Jean +C	0	1	2	1	0	0		1	+1	7:33	9:38	6:43		23:54	18	1:19
19	F	NICHOLSON Todd	0	1	0	0	0	0		0	+1	2:36	5:23	5:57		13:56	15	0:55
27	F	BOWDEN Brad +A	1	3	0	0	2	0		2	+2	7:51	6:14	4:25		18:30	19	0:58
7	F	DORION Marc	0	0	0	0	0	1		1	0	4:54	5:32	6:39		17:05	18	0:56
8	F	BOOKER Jeremy	0	0	0	0	0	0		0	0	5:08	5:16	6:25		16:49	15	1:07
18	F	BRIDGES Billy	1	1	2	2	0	0		2	0	5:09	6:06	5:30		16:45	14	1:11
21	D	GRASSI Raymond	0	0	2	0	0	1		1	+1	6:43	6:26	8:17		21:26	22	0:58
29	D	MURRAY Graeme	0	1	2	0	0	0		0	+1	5:35	5:05	7:04		17:44	22	0:48
3	F	LORD Herve	0	0	0	0	2	0		2	0	3:19	2:31	3:30		9:20	9	1:02
4	F	WHITSON Derek	0	0	0	0	0	0		0	0	2:16	2:26	4:21		9:03	11	0:49
10	F	MATHESON Shawn	0	0	0	0	0	0		0	0	2:16	2:31	3:29		8:16	9	0:55
22	GK	ST-AMAND Benoit	0	0	0	0	0	0		0								
57	GK	ROSEN Paul	0	0	0	0	0	0		0								
<b>Total</b>			<b>5</b>	<b>9</b>	<b>10</b>	<b>4</b>	<b>6</b>	<b>2</b>		<b>12</b>								

Head Coach : SNYDER Jeff

### Group B

R	Team	GP	W	OTW	OTL	L	PTS	GDF	GF:GA
1	CAN	3	3	0	0	0	9	+18	19: 1

CAN	ITA	NOR	SWE
CAN *****	4:0	5:0	10:1



R	Team	GP	W	OTW	OTL	L	PTS	GDF	GF:GA
2	NOR	3	1	1	0	1	5	-3	4 : 7
3	SWE	3	1	0	1	1	4	-9	3 : 12
4	ITA	3	0	0	0	3	0	-6	1 : 7

ITA	0:4	*****	1:2	0:1
NOR	0:5	2:1	*****	2:1
SWE	1:10	1:0	1:2	*****

#### LEGEND

<b>A</b> Assists	<b>AVG</b> Average time on ice / shift	<b>D</b> Defence	<b>ENG</b> Empty net goal
<b>EQ</b> Equal strength	<b>ET/Res</b> Penalty end time/Result of game	<b>F</b> Forward	<b>G</b> Goals
<b>(G)</b> Goals in tournament	<b>GA</b> Goals against	<b>GDF</b> Goal difference	<b>GF</b> Goals for
<b>GK</b> Goalkeeper	<b>GP</b> Games played	<b>GWG</b> Game winning goal	<b>GWS</b> Game winning shots
<b>L</b> Losses	<b>MIP</b> Minutes in play (GK)	<b>No</b> Jersey number	<b>OT</b> Overtime
<b>OTL</b> Overtime losses	<b>OTW</b> Overtime wins	<b>PIM</b> Penalties in minutes	<b>Pos</b> Position
<b>PP1</b> Power play - 1 player	<b>PP2</b> Power play - 2 players	<b>PPG</b> Power play goals	<b>PS</b> Penalty shot
<b>PTS</b> Points	<b>R</b> Rank	<b>SH1</b> Shorthanded - 1 player	<b>SH2</b> Shorthanded - 2 players
<b>SHF</b> Number of shifts	<b>SHG</b> Shorthanded goals	<b>SOG</b> Shots on goal	<b>SVS</b> Saves
<b>TOT</b> Total	<b>TPP</b> Time on power play	<b>TS</b> Total shots	<b>W</b> Wins
<b>+/-</b> Net result of positive and negative participation		<b>+A</b> Assistant captain	<b>+C</b> Captain



**SHOT CHART / TABLEAU DES LANCERS**

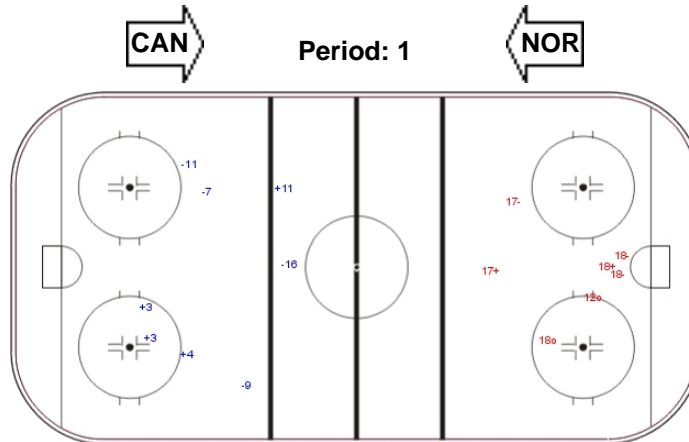
TUE 16 MAR 2010 / MAR 16 MAR 2010 START TIME / DÉBUT 20:30

**NOR - CAN**


Shots by NOR  
 Goals (o): 0 SSG (+): 4  
 SSP (-): 0 SPG (-): 4



GK 57 of CAN



Shots by CAN  
 Goals (o): 2 SSG (+): 2  
 SSP (-): 0 SPG (-): 3

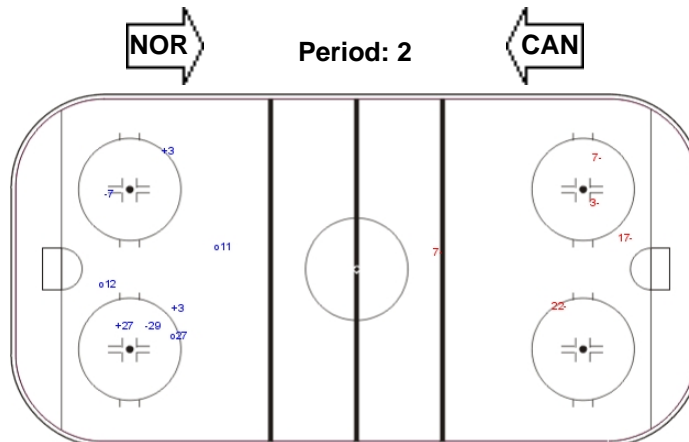


GK 1 of NOR


Shots by CAN  
 Goals (o): 3 SSG (+): 3  
 SSP (-): 0 SPG (-): 2



GK 1 of NOR



Shots by NOR  
 Goals (o): 0 SSG (+): 0  
 SSP (-): 0 SPG (-): 5

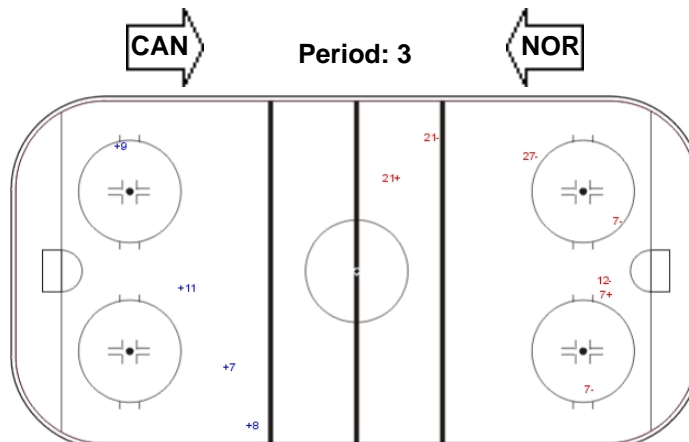


GK 57 of CAN

Shots by NOR  
 Goals (o): 0 SSG (+): 4  
 SSP (-): 0 SPG (-): 0



GK 57 of CAN



Shots by CAN  
 Goals (o): 0 SSG (+): 2  
 SSP (-): 0 SPG (-): 5



GK 19 of NOR



**LEGEND**

**ENG** Empty net goal    **GK** Goalkeeper    **SPG** Shots past goal    **SSG** Shots saved by goalkeeper    **SSP** Shots saved by player



## FACE-OFF CHART / TABLEAU DES REMISES EN JEU

TUE 16 MAR 2010 / MAR 16 MAR 2010 START TIME / DÉBUT 20:30

### NOR - CAN

#### PERIOD 1

	NOR		CAN		NOR		CAN		NOR		CAN		Total wins all zones
	Def. zone	Att. zone	Neutral zone	Neutral zone	Att. zone	Def. zone	Att. zone	Def. zone	Att. zone	Def. zone	Def. zone		
	+ 8	- 18	- 3	+ 18	- 11	+ 12							
	- 3	+ 3	- 8	+ 19	- 3	+ 12							
	+ 8	- 3	- 3	+ 18	+ 3	- 18							
	+ 3	- 3	- 8	+ 18	+ 11	- 12							
	- 8	+ 3	+ 3	- 7	- 8	+ 12							
	+ 8	- 18	- 3	+ 19	- 8	+ 18							
					- 3	+ 18							
Total wins / period	4 / 67%	2 / 33%	1 / 17%	5 / 83%	2 / 29%	5 / 71%	7 / 37%	12 / 63%					

#### PERIOD 2

	NOR		CAN		NOR		CAN		NOR		CAN		Total wins all zones
	Def. zone	Att. zone	Neutral zone	Neutral zone	Att. zone	Def. zone	Att. zone	Def. zone	Att. zone	Def. zone	Def. zone		
	+ 8	- 19	- 3	+ 19	- 3	+ 19							
	- 8	+ 18	+ 8	- 19									
	- 8	+ 18	- 3	+ 7									
	+ 8	- 18	+ 3	- 12									
			- 8	+ 18									
			- 11	+ 18									
			+ 3	- 19									
			+ 3	- 18									
			- 8	+ 18									
			- 3	+ 3									
			+ 3	- 3									
Total wins / period	2 / 50%	2 / 50%	5 / 45%	6 / 55%	0 / 0%	1 / 100%	7 / 44%	9 / 56%					

#### PERIOD 3

	NOR		CAN		NOR		CAN		NOR		CAN		Total wins all zones
	Def. zone	Att. zone	Neutral zone	Neutral zone	Att. zone	Def. zone	Att. zone	Def. zone	Att. zone	Def. zone	Def. zone		
	- 11	+ 18	+ 3	- 19	- 8	+ 3							
	+ 3	- 3	- 8	+ 18	- 3	+ 19							
	- 3	+ 3			- 3	+ 19							
	+ 8	- 18			+ 13	- 19							
	+ 3	- 19											
Total wins / period	3 / 60%	2 / 40%	1 / 50%	1 / 50%	1 / 25%	3 / 75%	5 / 45%	6 / 55%					

#### TOTAL





PRELIMINARY ROUND - GROUP B - GAME 12  
MANCHE PRÉLIMINAIRE - GROUPE B - MATCH 12

	NOR		CAN		NOR		CAN		Total wins all zones	
	Def. zone	Att. zone	Neutral zone		Att. zone	Def. zone			NOR	CAN
Total wins / game	9 / 60%	6 / 40%	7 / 37%	12 / 63%	3 / 25%	9 / 75%			19 / 41%	27 / 59%



HEAD TO HEAD

		CAN									
	No.	3	7	12	18	19	Tot	wins NOR	Dz	Nz	Az
NOR	3	3 - 3	1 - 1	1 - 1	2 - 3	3 - 5	23	10 43%	3 60%	6 50%	1 17%
	8	1 - 2		0 - 1	4 - 7	2 - 1	18	7 39%	6 67%	1 17%	0 0%
	11			1 - 1	0 - 2		4	1 25%	0 0%	0 0%	1 50%
	13					1 - 0	1	1 100%			1 100%
	<b>Tot</b>	9	2	5	18	12	46	19 41%	9 60%	7 37%	3 25%
	<b>wins CAN</b>	5 56%	1 50%	3 60%	12 67%	6 50%	27 59%				
	<b>Dz</b>	1 100%		3 75%	2 67%	3 75%	9 75%				
	<b>Nz</b>	1 50%	1 50%	0 0%	7 88%	3 50%	12 63%				
	<b>Az</b>	3 50%			3 43%	0 0%	6 40%				

LEGEND

**Az** Attacking Zone

**Dz** Defending zone

**Nz** Neutral zone

**Tot** Total face-offs played



## LINE-UPS / ALIGNEMENTS

WED 17 MAR 2010 / MER 17 MAR 2010 START TIME / DÉBUT 12:00

### CZE - ITA

#### Referee(s)

BERKEBILE Derek (USA)

#### Linesmen

MARCOTTE William (USA) , TOODE Maksim (EST)

#### Goalkeepers

Team: CZE

No.	Name	Gen
6	VAPENKA Michal	M
17	MATOUSEK Jan	M

Team: ITA

No.	Name	Gen
1	STILLITANO Santino	M
88	KANESTRIN Rupert	M

#### Team Line-ups

Team: CZE (white)

No.	Pos.	Name	Gen
26	D	KLIMA Zdenek	M
29	D	KUBES Pavel +C	M
74	F	GEIER Michal	M
77	F	PALAT David	M
82	F	HABL Zdenek +A	M
<hr/>			
21	D	KVOCH Tomas +A	M
10	F	BERGER Jiri	M
24	F	SAFRANEK Zdenek	M
30	F	FOJTIK Erik	M
96	F	KRUPICKA Zdenek	M
<hr/>			
65	D	HRBEK Miroslav	M
75	F	RAUL Jiri	M

Head Coach: ZELENKA Tomas

Team: ITA (blue)

No.	Pos.	Name	Gen
3	D	ROSA Gianluigi	M
6	D	CAVALIERE Gian Luca +A	M
5	F	PLANKER Florian +A	M
16	F	CHIAROTTI Andrea +C	M
73	F	LEPERDI Gregory	M
<hr/>			
14	D	BALOSSETTI Bruno	M
69	D	CONDELLO Giuseppe	M
7	F	WINKLER Werner	M
20	F	STELLA Igor	M
68	F	CORVINO Valerio	M
<hr/>			
8	D	RADICE Roberto	M
11	D	MAGISTRELLI Ambrogio	M

Head Coach: da RIN Massimo

#### LEGEND

<b>D</b>	Defence	<b>F</b>	Forward	<b>Gen</b>	Gender	<b>No</b>	Jersey number
<b>Pos</b>	Position	<b>+A</b>	Assistant Captain	<b>+C</b>	Captain		



## GAME SUMMARY / RÉSUMÉ DE LA PARTIE

WED 17 MAR 2010 / MER 17 MAR 2010 START TIME / DÉBUT 12:00 END TIME / FINI À 14:20

**CZE - ITA 3 - 2 (1 - 0, 1 - 2, 0 - 0, 0 - 0, 1 - 0)**

Spectators	Referee(s)	Linesmen
5092	BERKEBILE Derek (USA)	MARCOTTE William (USA) , TOODE Maksim (EST)

### Team Statistics

Period	Score	SVS	SOG	PIM	TPP	PPG	SHG
1	1 : 0	3 : 4	5 : 3	2 : 4	03:24 : 02:00	1 : 0	0 : 0
2	1 : 2	6 : 4	5 : 8	4 : 4	02:08 : 01:58	1 : 2	0 : 0
3	0 : 0	1 : 3	3 : 1	4 : 4	03:33 : 03:33	0 : 0	0 : 0
OT	0 : 0	3 : 1	1 : 3	2 : 0	00:00 : 02:00	0 : 0	0 : 0
GWS	1 : 0	0 : 0	1 : 0	0 : 0	00:00 : 00:00	0 : 0	0 : 0
<b>Total</b>	<b>3 : 2</b>	<b>13 : 12</b>	<b>15 : 15</b>	<b>12 : 12</b>	<b>09:05 : 09:31</b>	<b>2 : 2</b>	<b>0 : 0</b>

### 1st Period

Action	Time	ET/Res	Team	Type	No	Name	(G)	Name of Assistant(s) / Action Description
GK	00:00		CZE		6	VAPENKA M		- Goalkeeper in
GK	00:00		ITA		1	STILLITANO S		- Goalkeeper in
Penalty	02:39	04:39	CZE	2 min.	-	- Team penalty		- Too Many Players on the Ice
Penalty	06:27	08:27	ITA	2 min.	69	CONDELLO G		- Teeing
Penalty	08:15	09:51	ITA	2 min.	3	ROSA G		- Holding
<b>Goal</b>	<b>09:51</b>	<b>1 : 0</b>	<b>CZE</b>	<b>PP1</b>	<b>74</b>	<b>GEIER M</b>	(1)	On Ice CZE 6 10 21 29 74 82 ITA 1 5 6 7 69

### 2nd Period

Action	Time	ET/Res	Team	Type	No	Name	(G)	Name of Assistant(s) / Action Description
Penalty	15:19	17:19	ITA	2 min.	73	LEPERDI G		- Teeing
Penalty	18:13	18:21	ITA	2 min.	69	CONDELLO G		- Teeing
<b>Goal</b>	<b>18:21</b>	<b>2 : 0</b>	<b>CZE</b>	<b>PP1</b>	<b>96</b>	<b>KRUPICKA Z</b>	(2)	21 KVOCH T 24 SAFRANEK Z On Ice CZE 6 10 21 24 30 96 ITA 1 6 16 20 73
Penalty	21:09	21:19	CZE	2 min.	30	FOJTIK E		- Teeing
<b>Goal</b>	<b>21:19</b>	<b>2 : 1</b>	<b>ITA</b>	<b>PP1</b>	<b>3</b>	<b>ROSA G</b>	(1)	5 PLANKER F 6 CAVALIERE GL On Ice CZE 6 21 29 74 82 ITA 1 3 5 6 7 73
Penalty	27:29	29:17	CZE	2 min.	77	PALAT D		- Teeing
<b>Goal</b>	<b>29:17</b>	<b>2 : 2</b>	<b>ITA</b>	<b>PP1</b>	<b>16</b>	<b>CHIAROTTI A</b>	(1)	5 PLANKER F 3 ROSA G On Ice CZE 6 21 29 74 82 ITA 1 3 5 6 16 73

### 3rd Period

Action	Time	ET/Res	Team	Type	No	Name	(G)	Name of Assistant(s) / Action Description
Penalty	32:56	34:56	ITA	2 min.	5	PLANKER F		- Interference
Penalty	36:05	38:05	CZE	2 min.	10	BERGER J		- Interference
Penalty	37:38	39:38	ITA	2 min.	3	ROSA G		- Holding
Penalty	42:28	44:28	CZE	2 min.	96	KRUPICKA Z		- Interference

### Overtime

Action	Time	ET/Res	Team	Type	No	Name	(G)	Name of Assistant(s) / Action Description
Penalty	51:55	53:55	CZE	2 min.	29	KUBES P		- Delaying the Game
GK	55:00		CZE					6 VAPENKA M - Goalkeeper out
GK	55:00		ITA					1 STILLITANO S - Goalkeeper out

### Game Winning Shots

Action	Time	Result	Team	No	Name	(G)	Action Description
		0 : 0	ITA	3	ROSA G		- Missed (height) 6 VAPENKA M (CZE) - on goal



Action	Time	Result	Team	No	Name	(G)	Action Description
		1 : 0	CZE	30	FOJTIK E		- Scored 1 STILLITANO S (ITA) - on goal
		0 : 0	ITA	5	PLANKER F		- Missed (goal post) 6 VAPENKA M (CZE) - on goal
		0 : 0	CZE	10	BERGER J		- Saved by goalie 1 STILLITANO S (ITA) - on goal
		0 : 0	ITA	6	CAVALIERE GL		- Saved by goalie 6 VAPENKA M (CZE) - on goal
GWG	55:00	1 : 0	CZE	30	FOJTIK E	(2)	

### Goalkeeper Records

Team : CZE - Czech Republic

Team : ITA - Italy

No	Name	SOG	SVS	MIP
6	VAPENKA Michal	15	13	55:00
17	MATOUSEK Jan			

No	Name	SOG	SVS	MIP
1	STILLITANO Santino	15	12	55:00
88	KANESTRIN Rupert			

### Game Statistics

Team : CZE (white)

No	Pos	Name	G	A	PIM	Shots on Goal					+/-	Time on Ice						
						1	2	3	OT	TS		1	2	3	OT	TOT	SHF	AVG
26	D	KLIMA Zdenek	0	0	0	0	0	0	0	0	0	3:27	2:52	1:27	0:00	7:46	5	1:33
29	D	KUBES Pavel +C	0	0	2	0	1	0	1	2	0	7:51	8:27	11:32	6:03	33:53	20	1:41
74	F	GEIER Michal	1	0	0	3	1	0	0	4	0	6:33	8:25	9:06	2:52	26:56	12	2:14
77	F	PALAT David	0	0	2	0	0	0	0	0	0	4:46	7:22	1:27	0:00	13:35	6	2:15
82	F	HABL Zdenek +A	0	0	0	1	0	2	0	3	0	6:45	11:00	11:06	6:56	35:47	16	2:14
10	F	BERGER Jiri	0	0	2	1	0	1	0	2	0	9:10	9:39	7:04	2:19	28:12	13	2:10
21	D	KVOCH Tomas +A	0	1	0	0	1	0	0	1	0	11:25	10:12	13:01	9:35	44:13	19	2:19
24	F	SAFRANEK Zdenek	0	1	0	0	0	0	0	0	0	6:06	5:15	1:14	0:00	12:35	9	1:23
30	F	FOJTIK Erik	1	0	2	0	0	0	1	1	0	6:27	7:26	9:48	6:34	30:15	16	1:53
96	F	KRUPICKA Zdenek	1	0	2	0	2	0	0	2	0	4:48	8:33	5:11	3:34	22:06	16	1:22
65	D	HRBEK Miroslav	0	0	0	0	0	0	0	0	0	0:00	0:00	0:00	0:00	0:00	0	0:00
75	F	RAUL Jiri	0	0	0	0	0	0	0	0	0	0:00	0:00	0:00	0:00	0:00	0	0:00
6	GK	VAPENKA Michal	0	0	0	0	0	0	0	0	0							
17	GK	MATOUSEK Jan	0	0	0	0	0	0	0	0	0							
<b>Total</b>			<b>3</b>	<b>2</b>	<b>10</b>	<b>5</b>	<b>5</b>	<b>3</b>	<b>2</b>	<b>15</b>								

Head Coach : ZELENKA Tomas

Team : ITA (blue)

No	Pos	Name	G	A	PIM	Shots on Goal					+/-	Time on Ice						
						1	2	3	OT	TS		1	2	3	OT	TOT	SHF	AVG
3	D	ROSA Gianluigi	1	1	4	2	1	0	0	3	0	11:51	13:52	13:02	10:01	48:46	15	3:15
5	F	PLANKER Florian +A	0	2	2	0	2	0	2	4	0	12:25	11:22	10:22	8:57	43:06	14	3:04
6	D	CAVALIERE Gian Luca +A	0	1	0	0	1	0	0	1	0	6:59	12:10	12:04	7:39	38:52	16	2:25
16	F	CHIAROTTI Andrea +C	1	0	0	0	1	0	0	1	0	5:46	9:31	7:50	3:01	26:08	15	1:44
73	F	LEPERDI Gregory	0	0	2	1	2	0	1	4	0	8:21	12:56	9:42	7:07	38:06	14	2:43
7	F	WINKLER Werner	0	0	0	0	1	0	0	1	0	8:42	8:07	10:32	5:06	32:27	17	1:54
14	D	BALOSSETTI Bruno	0	0	0	0	0	1	0	1	0	6:03	5:18	4:31	0:00	15:52	11	1:26
20	F	STELLA Igor	0	0	0	0	0	0	0	0	0	1:36	0:27	0:00	0:00	2:03	4	0:30
68	F	CORVINO Valerio	0	0	0	0	0	0	0	0	0	2:38	3:56	1:32	0:00	8:06	7	1:09
69	D	CONDELLO Giuseppe	0	0	4	0	0	0	0	0	0	2:49	1:26	0:00	0:00	4:15	5	0:51
8	D	RADICE Roberto	0	0	0	0	0	0	0	0	0	0:00	0:00	0:00	0:00	0:00	0	0:00
11	D	MAGISTRELLI Ambrogio	0	0	0	0	0	0	0	0	0	0:00	0:00	0:00	0:00	0:00	0	0:00



No	Pos	Name	G	A	PIM	Shots on Goal					+/-	Time on Ice						
						1	2	3	OT	TS		1	2	3	OT	TOT	SHF	AVG
1	GK	STILLITANO Santino	0	0	0	0	0	0	0	0	0							
88	GK	KANESTRIN Rupert	0	0	0	0	0	0	0	0	0							
<b>Total</b>			<b>2</b>	<b>4</b>	<b>12</b>	<b>3</b>	<b>8</b>	<b>1</b>	<b>3</b>	<b>15</b>								

Head Coach : da RIN Massimo

#### LEGEND

<b>A</b>	Assists	<b>AVG</b>	Average time on ice / shift	<b>D</b>	Defence	<b>ENG</b>	Empty net goal
<b>EQ</b>	Equal strength	<b>ET/Res</b>	Penalty end time/Result of game	<b>F</b>	Forward	<b>G</b>	Goals
<b>(G)</b>	Goals in tournament	<b>GA</b>	Goals against	<b>GDF</b>	Goal difference	<b>GF</b>	Goals for
<b>GK</b>	Goalkeeper	<b>GP</b>	Games played	<b>GWG</b>	Game winning goal	<b>GWS</b>	Game winning shots
<b>L</b>	Losses	<b>MIP</b>	Minutes in play (GK)	<b>No</b>	Jersey number	<b>OT</b>	Overtime
<b>OTL</b>	Overtime losses	<b>OTW</b>	Overtime wins	<b>PIM</b>	Penalties in minutes	<b>Pos</b>	Position
<b>PP1</b>	Power play - 1 player	<b>PP2</b>	Power play - 2 players	<b>PPG</b>	Power play goals	<b>PS</b>	Penalty shot
<b>PTS</b>	Points	<b>R</b>	Rank	<b>SH1</b>	Shorthanded - 1 player	<b>SH2</b>	Shorthanded - 2 players
<b>SHF</b>	Number of shifts	<b>SHG</b>	Shorthanded goals	<b>SOG</b>	Shots on goal	<b>SVS</b>	Saves
<b>TOT</b>	Total	<b>TPP</b>	Time on power play	<b>TS</b>	Total shots	<b>W</b>	Wins
<b>+/-</b>	Net result of positive and negative participation			<b>+A</b>	Assistant captain	<b>+C</b>	Captain



## SHOT CHART / TABLEAU DES LANCERS

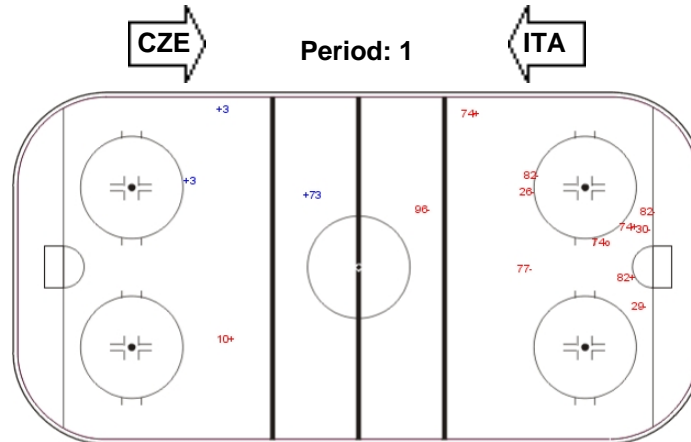
WED 17 MAR 2010 / MER 17 MAR 2010 START TIME / DÉBUT 12:00

### CZE - ITA

Shots by ITA  
 Goals (o): 0    SSG (+): 3  
 SSP (<): 0    SPG (-): 0



GK 6 of CZE



Shots by CZE  
 Goals (o): 1    SSG (+): 4  
 SSP (>): 0    SPG (-): 7

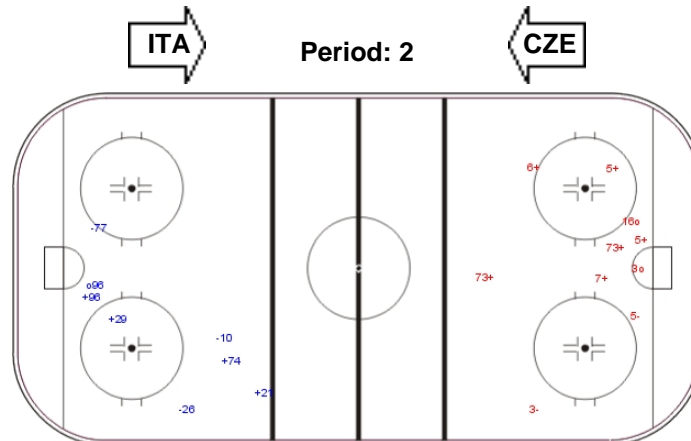


GK 1 of ITA

Shots by CZE  
 Goals (o): 1    SSG (+): 4  
 SSP (<): 0    SPG (-): 3



GK 1 of ITA



Shots by ITA  
 Goals (o): 2    SSG (+): 6  
 SSP (>): 0    SPG (-): 2

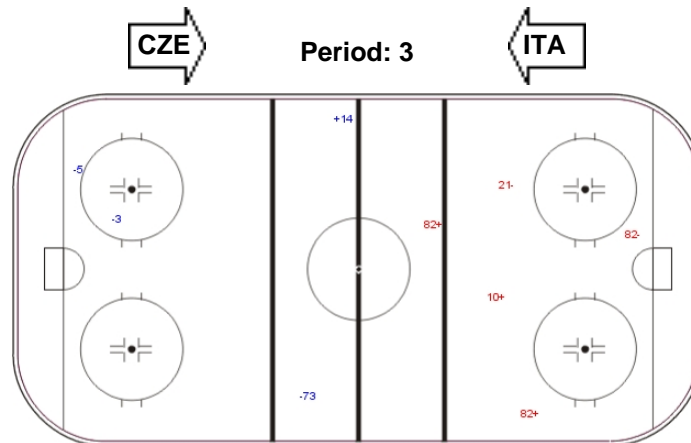


GK 6 of CZE

Shots by ITA  
 Goals (o): 0    SSG (+): 1  
 SSP (<): 0    SPG (-): 3



GK 6 of CZE



Shots by CZE  
 Goals (o): 0    SSG (+): 3  
 SSP (>): 0    SPG (-): 2



GK 1 of ITA



Shots by ITA

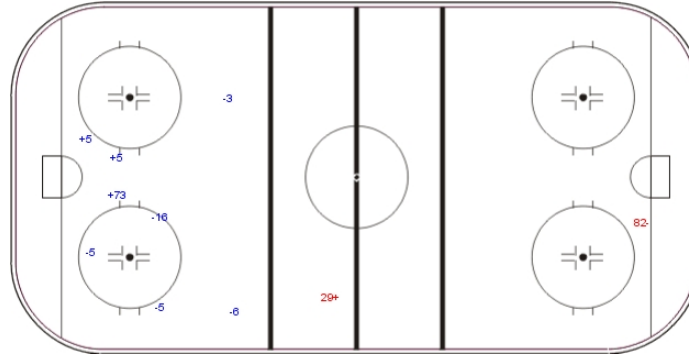
Goals (o): 0    SSG (+): 3
   
 SSP (<): 0    SPG (-): 5



GK 6 of CZE



Overtime



Shots by CZE

Goals (o): 0    SSG (+): 1
   
 SSP (>): 0    SPG (-): 1



GK 1 of ITA

**LEGEND**

**ENG** Empty net goal    **GK** Goalkeeper    **SPG** Shots past goal    **SSG** Shots saved by goalkeeper    **SSP** Shots saved by player





## FACE-OFF CHART / TABLEAU DES REMISES EN JEU

WED 17 MAR 2010 / MER 17 MAR 2010 START TIME / DÉBUT 12:00

### CZE - ITA

#### PERIOD 1

	CZE		ITA		CZE		ITA		Total wins all zones
	Def. zone	Att. zone	Neutral zone	Neutral zone	Att. zone	Def. zone	Def. zone	Att. zone	
	+ 30	- 73	+ 82	- 5	- 82	+ 5			
	- 30	+ 5	+ 96	- 68	- 30	+ 5			
	- 30	+ 5	+ 30	- 68	+ 82	- 7			
			+ 82	- 16					
			- 30	+ 73					
			+ 82	- 5					
Total wins / period	1 / 33%	2 / 67%	5 / 83%	1 / 17%	1 / 33%	2 / 67%	7 / 58%	5 / 42%	

#### PERIOD 2

	CZE		ITA		CZE		ITA		Total wins all zones
	Def. zone	Att. zone	Neutral zone	Neutral zone	Att. zone	Def. zone	Def. zone	Att. zone	
	+ 30	- 16	- 82	+ 5	+ 74	- 5			
	+ 96	- 5	- 82	+ 5	+ 30	- 7			
	- 74	+ 5	- 30	+ 5	+ 82	- 68			
	- 82	+ 5	- 30	+ 5	- 30	+ 3			
	- 30	+ 5	+ 82	- 5	+ 30	- 5			
	+ 30	- 5	- 30	+ 5	+ 30	- 68			
	- 30	+ 5							
	- 82	+ 5							
Total wins / period	3 / 38%	5 / 62%	1 / 17%	5 / 83%	5 / 83%	1 / 17%	9 / 45%	11 / 55%	

#### PERIOD 3

	CZE		ITA		CZE		ITA		Total wins all zones
	Def. zone	Att. zone	Neutral zone	Neutral zone	Att. zone	Def. zone	Def. zone	Att. zone	
	- 30	+ 7	- 82	+ 5	+ 82	- 7			
			+ 30	- 5	+ 82	- 68			
			- 96	+ 5					
			- 96	+ 7					
			+ 30	- 5					
Total wins / period	0 / 0%	1 / 100%	2 / 40%	3 / 60%	2 / 100%	0 / 0%	4 / 50%	4 / 50%	

#### OVERTIME

	CZE		ITA		CZE		ITA		Total wins all zones
	Def. zone	Att. zone	Neutral zone	Neutral zone	Att. zone	Def. zone	Def. zone	Att. zone	
	+ 30	- 5	- 82	+ 5	- 30	+ 5			
	- 96	+ 7			- 30	+ 5			
Total wins / period							3 / 38%	5 / 62%	



+ 82	- 73				
+ 30	- 5				
- 30	+ 5				
3 / 60%	2 / 40%	0 / 0%	1 / 100%	0 / 0%	2 / 100%

TOTAL

	CZE		ITA		CZE		ITA		Total wins all zones	
	Def. zone	Att. zone	Neutral zone	Neutral zone	Att. zone	Def. zone	Att. zone	Def. zone	CZE	ITA
Total wins / game	7 / 41%	10 / 59%	8 / 44%	10 / 56%	8 / 62%	5 / 38%	23 / 48%	25 / 52%		



HEAD TO HEAD

		ITA										
No.	3	5	7	16	68	73	Tot	wins CZE	Dz	Nz	Az	
CZE	30	0 - 1	6 - 11	1 - 1	1 - 0	2 - 0	1 - 1	25	11 44%	5 45%	3 43%	3 43%
	74		1 - 1					2	1 50%	0 0%		1 100%
	82		3 - 7	2 - 0	1 - 0	2 - 0	1 - 0	16	9 56%	1 33%	4 50%	4 80%
	96		1 - 1	0 - 2		1 - 0		5	2 40%	1 50%	1 33%	
<b>Tot</b>	<b>1</b>	<b>31</b>	<b>6</b>	<b>2</b>	<b>5</b>	<b>3</b>	<b>48</b>	<b>23 48%</b>	<b>7 41%</b>	<b>8 44%</b>	<b>8 62%</b>	
<b>wins ITA</b>	<b>1 100%</b>	<b>20 65%</b>	<b>3 50%</b>	<b>0 0%</b>	<b>0 0%</b>	<b>1 33%</b>	<b>25 52%</b>					
<b>Dz</b>	<b>1 100%</b>	<b>4 67%</b>	<b>0 0%</b>		<b>0 0%</b>		<b>5 38%</b>					
<b>Nz</b>		<b>8 62%</b>	<b>1 100%</b>	<b>0 0%</b>	<b>0 0%</b>	<b>1 100%</b>	<b>10 56%</b>					
<b>Az</b>		<b>8 67%</b>	<b>2 100%</b>	<b>0 0%</b>		<b>0 0%</b>	<b>10 59%</b>					

LEGEND

**Az** Attacking Zone

**Dz** Defending zone

**Nz** Neutral zone

**Tot** Total face-offs played



## LINE-UPS / ALIGNEMENTS

WED 17 MAR 2010 / MER 17 MAR 2010 START TIME / DÉBUT 19:00

### SWE - KOR

#### Referee(s)

HEGLE Petter Vojan (NOR)

#### Linesmen

FRERICHS Brian (USA) , WESLEY Leon (CZE)

#### Goalkeepers

Team: SWE

No.	Name	Gen
5	NILSSON Ulf	M
10	EDBOM Jan	M

Team: KOR

No.	Name	Gen
74	CHUNG Young-Hoon	M
1	CHOI Hyuk-Jun	M

#### Team Line-ups

Team: SWE (blue)

No.	Pos.	Name	Gen
3	D	INGVARSSON Niklas	M
11	D	LUNDGREN Rasmus +A	M
4	F	ANDERSON Aron	M
8	F	KASPERI Per	M
21	F	HOLM Marcus +C	M
15	F	CARLSSON Magnus	M
18	F	ENGMARK Dedjo	M
19	F	WISTRAND Anders	M
20	F	RAKOS Niklas	M

Team: KOR (white)

No.	Pos.	Name	Gen
23	D	LEE Yong-Min +A	M
14	F	JUNG Seung-Hwan	M
27	F	CHO Byeong-Seok	M
28	F	LEE Jong-Kyung	M
88	F	PARK Sang-Hyeon	M
10	D	CHO Young-Jae	M
15	D	PARK Woo-Chul	M
26	F	KIM Dea-Jung	M
44	F	LEE Hae-Man	M
55	F	JANG Jong-Ho +A	M
68	D	HAN Min-Su +C	M

Head Coach: EDBOM Jan

Head Coach: LEE Young-Kook

#### LEGEND

<b>D</b>	Defence	<b>F</b>	Forward	<b>Gen</b>	Gender	<b>No</b>	Jersey number
<b>Pos</b>	Position	<b>+A</b>	Assistant Captain	<b>+C</b>	Captain		



## GAME SUMMARY / RÉSUMÉ DE LA PARTIE

WED 17 MAR 2010 / MER 17 MAR 2010 START TIME / DÉBUT 19:00 END TIME / FINI À 20:46

**SWE - KOR 1 - 2 (0 - 1, 1 - 0, 0 - 1)**

Spectators	Referee(s)	Linesmen
5354	HEGLE Petter Vojan (NOR)	FRERICHS Brian (USA) , WESLEY Leon (CZE)

### Team Statistics

Period	Score	SVS	SOG	PIM	TPP	PPG	SHG
1	0 : 1	2 : 5	5 : 3	0 : 2	02:00 : 00:00	0 : 0	0 : 0
2	1 : 0	3 : 4	5 : 3	4 : 2	02:00 : 03:46	0 : 0	0 : 0
3	0 : 1	5 : 1	1 : 6	0 : 2	02:00 : 00:14	0 : 0	0 : 0
<b>Total</b>	<b>1 : 2</b>	<b>10 : 10</b>	<b>11 : 12</b>	<b>4 : 6</b>	<b>06:00 : 04:00</b>	<b>0 : 0</b>	<b>0 : 0</b>

### 1st Period

Action	Time	ET/Res	Team	Type	No	Name	(G)	Name of Assistant(s) / Action Description
GK	00:00		SWE		5	NILSSON U		- Goalkeeper in
GK	00:00		KOR		74	CHUNG YH		- Goalkeeper in
<b>Goal</b>	<b>09:27</b>	<b>0 : 1</b>	<b>KOR</b>	<b>EQ</b>	<b>10</b>	<b>CHO YJ</b>	(1)	55 JANG JH On Ice SWE 5 3 4 8 18 21 44 LEE HM KOR 74 10 23 44 55 68
Penalty	11:39	13:39	KOR	2 min.	27	CHO BS		- Roughing

### 2nd Period

Action	Time	ET/Res	Team	Type	No	Name	(G)	Name of Assistant(s) / Action Description
<b>Goal</b>	<b>15:51</b>	<b>1 : 1</b>	<b>SWE</b>	<b>EQ</b>	<b>20</b>	<b>RAKOS N</b>	(1)	On Ice SWE 5 3 4 11 20 21 KOR 74 15 27 28 44 88
Penalty	21:37	23:37	KOR	2 min.	15	PARK WC		- Holding
Penalty	25:46	27:46	SWE	2 min.	3	INGVARSSON N		- Teeing
Penalty	28:14	30:14	SWE	2 min.	18	ENGMARK D		- Interference

### 3rd Period

Action	Time	ET/Res	Team	Type	No	Name	(G)	Name of Assistant(s) / Action Description
<b>Goal</b>	<b>33:45</b>	<b>1 : 2</b>	<b>KOR</b>	<b>EQ</b>	<b>28</b>	<b>LEE JK</b>	(2)	88 PARK SH On Ice SWE 5 3 4 8 11 21 23 LEE YM KOR 74 14 23 27 28 88
Penalty	40:07	42:07	KOR	2 min.	68	HAN MS		- Teeing
GK	44:19		SWE					5 NILSSON U - Goalkeeper out
GK	45:00		KOR					74 CHUNG YH - Goalkeeper out

### Goalkeeper Records

Team : SWE - Sweden

Team : KOR - Korea

No	Name	SOG	SVS	MIP	No	Name	SOG	SVS	MIP
5	NILSSON Ulf	12	10	44:19	74	CHUNG Young-Hoon	11	10	45:00
10	EDBOM Jan				1	CHOI Hyuk-Jun			

### Game Statistics

Team : SWE (blue)

No	Pos	Name	G	A	PIM	Shots on Goal					Time on Ice							
						1	2	3	OT	TS	+-	1	2	3	OT	TOT	SHF	AVG
3	D	INGVARSSON Niklas	0	0	2	0	1	0		1	-1	15:00	13:03	15:00		43:03	3	14:21
4	F	ANDERSON Aron	0	0	0	2	1	0		3	-1	13:42	15:00	15:00		43:42	4	10:55
8	F	KASPERI Per	0	0	0	1	0	0		1	-2	6:56	1:51	8:24		17:11	8	2:08
11	D	LUNDGREN Rasmus +A	0	0	0	2	0	0		2	0	14:01	14:40	15:00		43:41	5	8:44
21	F	HOLM Marcus +C	0	0	0	0	2	1		3	-1	14:52	15:00	15:00		44:52	5	8:58



No	Pos	Name	G	A	PIM	Shots on Goal					+/-	Time on Ice					
						1	2	3	OT	TS		1	2	3	OT	TOT	SHF
15	F	CARLSSON Magnus	0	0	0	0	0	0	0	0	0	0:19	0:00	0:00	0:19	1	0:19
18	F	ENGMARK Dedjo	0	0	2	0	0	0	0	0	-1	2:37	1:31	0:46	4:54	4	1:13
19	F	WISTRAND Anders	0	0	0	0	0	0	0	0	0	0:00	0:00	0:00	0:00	0	0:00
20	F	RAKOS Niklas	1	0	0	0	1	0	1	+1	6:37	9:05	8:29	24:11	10	2:25	
5	GK	NILSSON Ulf	0	0	0	0	0	0	0	0							
10	GK	EDBOM Jan	0	0	0	0	0	0	0	0							
<b>Total</b>			<b>1</b>	<b>0</b>	<b>4</b>	<b>5</b>	<b>5</b>	<b>1</b>	<b>11</b>								

Head Coach : EDBOM Jan

Team : KOR (white)

No	Pos	Name	G	A	PIM	Shots on Goal					+/-	Time on Ice				
						1	2	3	OT	TS		1	2	3	OT	TOT
14	F	JUNG Seung-Hwan	0	0	0	0	0	1	1	+1	8:39	5:31	8:32	22:42	13	1:44
23	D	LEE Yong-Min +A	0	1	0	0	1	0	1	+2	6:27	9:22	8:10	23:59	11	2:10
27	F	CHO Byeong-Seok	0	0	2	2	1	3	6	0	8:20	4:43	8:32	21:35	12	1:47
28	F	LEE Jong-Kyung	1	0	0	0	0	1	1	0	9:45	5:40	8:32	23:57	12	1:59
88	F	PARK Sang-Hyeon	0	1	0	0	0	0	0	0	8:39	8:17	8:13	25:09	14	1:47
10	D	CHO Young-Jae	1	0	0	1	0	1	2	+1	6:27	8:53	6:14	21:34	12	1:47
15	D	PARK Woo-Chul	0	0	2	0	0	0	0	-1	8:39	2:05	0:00	10:44	8	1:20
26	F	KIM Dea-Jung	0	0	0	0	0	0	0	0	2:25	0:00	4:32	6:57	4	1:44
44	F	LEE Hae-Man	0	1	0	0	0	0	0	0	6:58	10:00	6:30	23:28	11	2:08
55	F	JANG Jong-Ho +A	0	1	0	0	0	0	0	+1	6:46	10:19	6:30	23:35	11	2:08
68	D	HAN Min-Su +C	0	0	2	0	1	0	1	+1	0:28	8:27	7:24	16:19	10	1:37
1	GK	CHOI Hyuk-Jun	0	0	0	0	0	0	0	0						
74	GK	CHUNG Young-Hoon	0	0	0	0	0	0	0	0						
<b>Total</b>			<b>2</b>	<b>4</b>	<b>6</b>	<b>3</b>	<b>3</b>	<b>6</b>	<b>12</b>							

Head Coach : LEE Young-Kook

#### LEGEND

<b>A</b> Assists	<b>AVG</b> Average time on ice / shift	<b>D</b> Defence	<b>ENG</b> Empty net goal
<b>EQ</b> Equal strength	<b>ET/Res</b> Penalty end time/Result of game	<b>F</b> Forward	<b>G</b> Goals
<b>(G)</b> Goals in tournament	<b>GA</b> Goals against	<b>GDF</b> Goal difference	<b>GF</b> Goals for
<b>GK</b> Goalkeeper	<b>GP</b> Games played	<b>GWG</b> Game winning goal	<b>GWS</b> Game winning shots
<b>L</b> Losses	<b>MIP</b> Minutes in play (GK)	<b>No</b> Jersey number	<b>OT</b> Overtime
<b>OTL</b> Overtime losses	<b>OTW</b> Overtime wins	<b>PIM</b> Penalties in minutes	<b>Pos</b> Position
<b>PP1</b> Power play - 1 player	<b>PP2</b> Power play - 2 players	<b>PPG</b> Power play goals	<b>PS</b> Penalty shot
<b>PTS</b> Points	<b>R</b> Rank	<b>SH1</b> Shorthanded - 1 player	<b>SH2</b> Shorthanded - 2 players
<b>SHF</b> Number of shifts	<b>SHG</b> Shorthanded goals	<b>SOG</b> Shots on goal	<b>SVS</b> Saves
<b>TOT</b> Total	<b>TPP</b> Time on power play	<b>TS</b> Total shots	<b>W</b> Wins
<b>+/-</b> Net result of positive and negative participation		<b>+A</b> Assistant captain	<b>+C</b> Captain



## SHOT CHART / TABLEAU DES LANCERS

WED 17 MAR 2010 / MER 17 MAR 2010 START TIME / DÉBUT 19:00

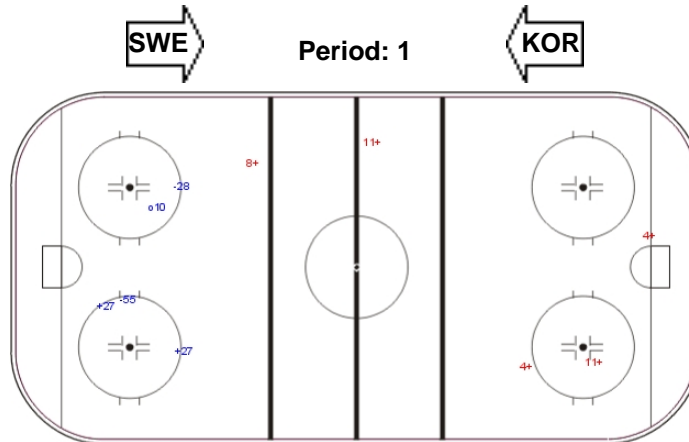
### SWE - KOR

Shots by KOR

Goals (o): 1    SSG (+): 2  
SSP (<): 0    SPG (-): 2



GK 5 of SWE



Shots by SWE

Goals (o): 0    SSG (+): 5  
SSP (>): 0    SPG (-): 0



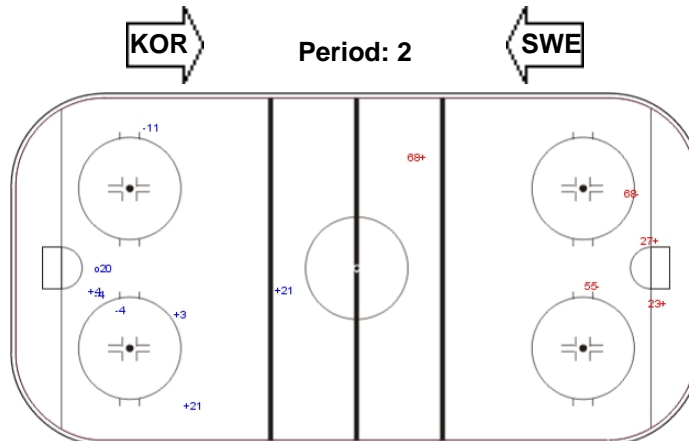
GK 74 of KOR

Shots by SWE

Goals (o): 1    SSG (+): 4  
SSP (<): 0    SPG (-): 3



GK 74 of KOR



Shots by KOR

Goals (o): 0    SSG (+): 3  
SSP (>): 0    SPG (-): 2



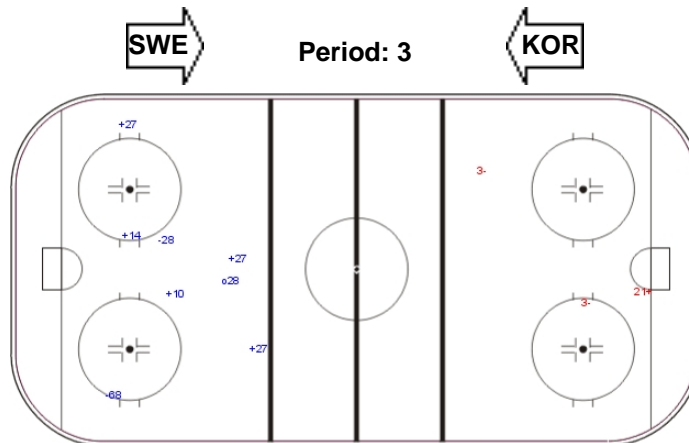
GK 5 of SWE

Shots by KOR

Goals (o): 1    SSG (+): 5  
SSP (<): 0    SPG (-): 2



GK 5 of SWE



Shots by SWE

Goals (o): 0    SSG (+): 1  
SSP (>): 0    SPG (-): 2



GK 74 of KOR

#### LEGEND

**ENG** Empty net goal

**GK** Goalkeeper

**SPG** Shots past goal

**SSG** Shots saved by goalkeeper

**SSP** Shots saved by player



## FACE-OFF CHART / TABLEAU DES REMISES EN JEU

WED 17 MAR 2010 / MER 17 MAR 2010 START TIME / DÉBUT 19:00

### SWE - KOR

#### PERIOD 1

	SWE		KOR		SWE		KOR		SWE		KOR		Total wins all zones	
	Def. zone	Att. zone	Neutral zone	Neutral zone	Att. zone	Def. zone	Att. zone	Def. zone	Att. zone	Def. zone	SWE	KOR		
	- 4	+ 55	+ 4	- 28	- 4	+ 28			- 4	+ 28			2 / 25%	6 / 75%
	- 18	+ 55	- 18	+ 28	- 4	+ 28								
	+ 11	- 28	- 4	+ 55										
Total wins / period	1 / 33%	2 / 67%	1 / 33%	2 / 67%	0 / 0%	2 / 100%								

#### PERIOD 2

	SWE		KOR		SWE		KOR		SWE		KOR		Total wins all zones	
	Def. zone	Att. zone	Neutral zone	Neutral zone	Att. zone	Def. zone	Att. zone	Def. zone	Att. zone	Def. zone	SWE	KOR		
	- 11	+ 28	- 4	+ 28	- 4	+ 28			- 4	+ 28			5 / 28%	13 / 72%
	+ 11	- 28	- 4	+ 55	- 11	+ 28			- 11	+ 28				
	- 11	+ 55	+ 11	- 28	+ 11	- 55			- 18	+ 28				
			- 11	+ 55	- 18	+ 28			- 18	+ 28				
			- 4	+ 55	- 11	+ 28			- 11	+ 28				
					- 11	+ 28			- 11	+ 55				
					+ 11	- 55			+ 11	- 55				
					+ 4	- 55								
Total wins / period	1 / 33%	2 / 67%	1 / 20%	4 / 80%	3 / 30%	7 / 70%								

#### PERIOD 3

	SWE		KOR		SWE		KOR		SWE		KOR		Total wins all zones	
	Def. zone	Att. zone	Neutral zone	Neutral zone	Att. zone	Def. zone	Att. zone	Def. zone	Att. zone	Def. zone	SWE	KOR		
	- 4	+ 55	- 4	+ 28	- 21	+ 28			- 4	+ 27			5 / 38%	8 / 62%
	- 4	+ 55	+ 4	- 55										
	+ 4	- 28	- 4	+ 55										
	+ 4	- 28	+ 21	- 55										
	+ 4	- 28												
	- 4	+ 55												
	- 4	+ 55												
Total wins / period	3 / 43%	4 / 57%	2 / 50%	2 / 50%	0 / 0%	2 / 100%								

#### TOTAL





	SWE		KOR		SWE		KOR		Total wins all zones	
	Def. zone	Att. zone	Neutral zone		Att. zone	Def. zone			SWE	KOR
Total wins / game	5 / 38%	8 / 62%	4 / 33%	8 / 67%	3 / 21%	11 / 79%			12 / 31%	27 / 69%



HEAD TO HEAD

		KOR			Tot	wins SWE	Dz	Nz	Az
No.	27	28	55						
SWE	4	0 - 1	4 - 5	2 - 9	21	6 29%	3 38%	2 25%	1 20%
	11		3 - 4	2 - 3	12	5 42%	2 50%	1 50%	2 33%
	18		0 - 3	0 - 1	4	0 0%	0 0%	0 0%	0 0%
	21		0 - 1	1 - 0	2	1 50%		1 100%	0 0%
<b>Tot</b>	<b>1</b>	<b>20</b>	<b>18</b>	<b>39</b>	<b>12 31%</b>	<b>5 38%</b>	<b>4 33%</b>	<b>3 21%</b>	
<b>wins KOR</b>	<b>1 100%</b>	<b>13 65%</b>	<b>13 72%</b>	<b>27 69%</b>					
<b>Dz</b>	<b>1 100%</b>	<b>9 100%</b>	<b>1 25%</b>	<b>11 79%</b>					
<b>Nz</b>		<b>3 60%</b>	<b>5 71%</b>	<b>8 67%</b>					
<b>Az</b>		<b>1 17%</b>	<b>7 100%</b>	<b>8 62%</b>					

LEGEND

**Az** Attacking Zone

**Dz** Defending zone

**Nz** Neutral zone

**Tot** Total face-offs played



## LINE-UPS / ALIGNEMENTS

THU 18 MAR 2010 / JEU 18 MAR 2010 START TIME / DÉBUT 12:00

### CAN - JPN

#### Referee(s)

MORRISON Johnathan (USA)

#### Linesmen

RICHARDSON Steven (NOR) , ROETHLISBERGER Brad Anton (USA)

#### Goalkeepers

Team: CAN

No.	Name	Gen
57	ROSEN Paul	M
22	ST-AMAND Benoit	M

Team: JPN

No.	Name	Gen
39	NAGASE Mitsuru	M
21	FUKUSHIMA Shinobu	M

#### Team Line-ups

Team: CAN (red)

No.	Pos.	Name	Gen
11	D	DIXON Adam	M
17	D	LABONTE Jean +C	M
12	F	WESTLAKE Greg +A	M
19	F	NICHOLSON Todd	M
27	F	BOWDEN Brad +A	M
<hr/>			
21	D	GRASSI Raymond	M
29	D	MURRAY Graeme	M
7	F	DORION Marc	M
8	F	BOOKER Jeremy	M
18	F	BRIDGES Billy	M
<hr/>			
3	F	LORD Herve	M
4	F	WHITSON Derek	M
10	F	MATHESON Shawn	M

Head Coach: SNYDER Jeff

Team: JPN (white)

No.	Pos.	Name	Gen
10	D	ENDO Takayuki +C	M
23	D	ISHIDA Naohiko	M
25	F	MISAWA Eiji	M
27	F	ANNAKA Mikio	M
59	F	ITO Noritaka	M
<hr/>			
18	D	NAKAMURA Toshiyuki	M
24	D	SUDO Satoru +A	M
13	F	YOSHIKAWA Mamoru	M
32	F	UEHARA Daisuke	M
55	F	TAKAHASHI Kazuhiro +A	M
<hr/>			
17	F	MAJIMA Makoto	M
29	F	MARUO Tomohiko	M
33	F	YAGUCHI Atsuya	M

Head Coach: NAKAKITA Kojin

#### LEGEND

<b>D</b>	Defence	<b>F</b>	Forward	<b>Gen</b>	Gender	<b>No</b>	Jersey number
<b>Pos</b>	Position	<b>+A</b>	Assistant Captain	<b>+C</b>	Captain		



## GAME SUMMARY / RÉSUMÉ DE LA PARTIE

THU 18 MAR 2010 / JEU 18 MAR 2010 START TIME / DÉBUT 12:00 END TIME / FINI À 13:53

**CAN - JPN 1 - 3 (1 - 0, 0 - 1, 0 - 2)**

Spectators	Referee(s)	Linesmen
5039	MORRISON Johnathan (USA)	RICHARDSON Steven (NOR) , ROETHLISBERGER Brad Anton (USA)

### Team Statistics

Period	Score	SVS	SOG	PIM	TPP	PPG	SHG
1	1 : 0	6 : 9	10 : 6	4 : 4	03:55 : 03:08	1 : 0	0 : 0
2	0 : 1	1 : 4	4 : 2	6 : 2	00:11 : 04:10	0 : 0	0 : 0
3	0 : 2	1 : 6	6 : 3	2 : 0	00:00 : 02:01	0 : 0	0 : 0
<b>Total</b>	<b>1 : 3</b>	<b>8 : 19</b>	<b>20 : 11</b>	<b>12 : 6</b>	<b>04:06 : 09:19</b>	<b>1 : 0</b>	<b>0 : 0</b>

### 1st Period

Action	Time	ET/Res	Team	Type	No	Name	(G)	Name of Assistant(s) / Action Description
GK	00:00		CAN		57	ROSEN P		- Goalkeeper in
GK	00:00		JPN		39	NAGASE M		- Goalkeeper in
Penalty	01:24	03:24	JPN	2 min.	-	Team penalty		- Too Many Players on the Ice
Penalty	04:00	06:00	CAN	2 min.	21	GRASSI R		- Teeing
Penalty	05:08	07:08	CAN	2 min.	57	ROSEN P		- Interference
Penalty	08:01	09:56	JPN	2 min.	23	ISHIDA N		- Interference
<b>Goal</b>	<b>09:56</b>	<b>1 : 0</b>	<b>CAN</b>	<b>PP1</b>	<b>7</b>	<b>DORION M</b>	(5)	8 BOOKER J On Ice CAN 57 7 8 19 21 29 21 GRASSI R JPN 39 10 24 32 55

### 2nd Period

Action	Time	ET/Res	Team	Type	No	Name	(G)	Name of Assistant(s) / Action Description
Penalty	20:13	22:13	CAN	2 min.	19	NICHOLSON T		- Elbowing
<b>Goal</b>	<b>22:33</b>	<b>1 : 1</b>	<b>JPN</b>	<b>EQ</b>	<b>10</b>	<b>ENDO T</b>	(3)	On Ice CAN 57 7 8 19 21 29 JPN 39 10 13 24 32 55
Penalty	25:50	27:50	CAN	2 min.	19	NICHOLSON T		- Holding
Penalty	26:19	28:19	JPN	2 min.	32	UEHARA D		- Interference
Penalty	28:01	30:01	CAN	2 min.	-	Team penalty		- Too Many Players on the Ice

### 3rd Period

Action	Time	ET/Res	Team	Type	No	Name	(G)	Name of Assistant(s) / Action Description
Penalty	37:23	39:23	CAN	2 min.	21	GRASSI R		- Delaying the Game
<b>Goal</b>	<b>43:47</b>	<b>1 : 2</b>	<b>JPN</b>	<b>EQ</b>	<b>32</b>	<b>UEHARA D</b>	(2)	On Ice CAN 57 11 12 17 18 27 JPN 39 10 24 32 55 59
GK	44:03		CAN					57 ROSEN P - Goalkeeper out
<b>Goal</b>	<b>44:44</b>	<b>1 : 3</b>	<b>JPN</b>	<b>ENG</b>	<b>10</b>	<b>ENDO T</b>	(4)	On Ice CAN 7 11 12 17 18 27 JPN 39 10 24 32 55 59
GK	44:44		CAN		57	ROSEN P		- Goalkeeper in
GK	45:00		CAN					57 ROSEN P - Goalkeeper out
GK	45:00		JPN					39 NAGASE M - Goalkeeper out

### Goalkeeper Records

Team : CAN - Canada

No	Name	SOG	SVS	MIP
57	ROSEN Paul	10	8	44:19
22	ST-AMAND Benoit			

Team : JPN - Japan

No	Name	SOG	SVS	MIP
39	NAGASE Mitsuru	20	19	45:00
21	FUKUSHIMA Shinobu			

### Game Statistics



Team : CAN (red)

No	Pos	Name	G	A	PIM	Shots on Goal					+/-	Time on Ice					SHF	AVG
						1	2	3	OT	TS		1	2	3	OT	TOT		
11	D	DIXON Adam	0	0	0	0	0	1		1	-2	7:55	9:16	10:33		27:44	22	1:15
12	F	WESTLAKE Greg +A	0	0	0	2	0	1		3	-2	6:57	10:00	10:42		27:39	21	1:19
17	D	LABONTE Jean +C	0	0	0	0	1	0		1	-2	8:02	9:27	10:29		27:58	20	1:23
19	F	NICHOLSON Todd	0	0	4	0	0	0		0	-1	2:29	4:34	0:09		7:12	11	0:39
27	F	BOWDEN Brad +A	0	0	0	2	2	1		5	-2	6:36	7:13	9:38		23:27	21	1:07
7	F	DORION Marc	1	0	0	3	1	0		4	-2	6:32	4:12	4:59		15:43	18	0:52
8	F	BOOKER Jeremy	0	1	0	0	0	1		1	-1	5:54	3:09	4:57		14:00	18	0:46
18	F	BRIDGES Billy	0	0	0	1	0	2		3	-2	9:17	4:11	9:23		22:51	19	1:12
21	D	GRASSI Raymond	0	1	4	1	0	0		1	-1	6:46	5:32	3:37		15:55	19	0:50
29	D	MURRAY Graeme	0	0	0	1	0	0		1	-1	6:58	5:43	5:36		18:17	18	1:00
3	F	LORD Herve	0	0	0	0	0	0		0	0	1:08	1:40	2:56		5:44	8	0:43
4	F	WHITSON Derek	0	0	0	0	0	0		0	0	1:08	2:17	0:17		3:42	5	0:44
10	F	MATHESON Shawn	0	0	0	0	0	0		0	0	1:08	1:34	0:17		2:59	5	0:35
22	GK	ST-AMAND Benoit	0	0	0	0	0	0		0								
57	GK	ROSEN Paul	0	0	2	0	0	0		0								
<b>Total</b>			<b>1</b>	<b>2</b>	<b>10</b>	<b>10</b>	<b>4</b>	<b>6</b>		<b>20</b>								

Head Coach : SNYDER Jeff

Team : JPN (white)

No	Pos	Name	G	A	PIM	Shots on Goal					+/-	Time on Ice					SHF	AVG
						1	2	3	OT	TS		1	2	3	OT	TOT		
10	D	ENDO Takayuki +C	2	0	0	3	1	1		5	+3	10:48	11:26	11:30		33:44	14	2:24
23	D	ISHIDA Naohiko	0	0	2	0	0	0		0	0	9:09	9:09	9:52		28:10	13	2:10
25	F	MISAWA Eiji	0	0	0	0	0	0		0	0	6:53	7:51	6:50		21:34	16	1:20
27	F	ANNAKA Mikio	0	0	0	0	0	0		0	0	5:00	4:44	8:24		18:08	13	1:23
59	F	ITO Noritaka	0	0	0	0	0	1		1	+2	6:21	6:35	10:40		23:36	18	1:18
13	F	YOSHIKAWA Mamoru	0	0	0	0	1	0		1	+1	5:57	7:02	4:16		17:15	11	1:34
18	D	NAKAMURA Toshiyuki	0	0	0	0	0	0		0	0	0:08	0:00	0:00		0:08	2	0:04
24	D	SUDO Satoru +A	0	0	0	2	0	0		2	+3	10:05	9:30	10:11		29:46	15	1:59
32	F	UEHARA Daisuke	1	0	2	0	0	1		1	+3	8:07	8:13	6:35		22:55	14	1:38
55	F	TAKAHASHI Kazuhiro +A	0	1	0	1	0	0		1	+3	8:07	8:24	6:36		23:07	15	1:32
17	F	MAJIMA Makoto	0	0	0	0	0	0		0	0	0:00	0:00	0:00		0:00	0	0:00
29	F	MARUO Tomohiko	0	0	0	0	0	0		0	0	0:36	0:00	0:00		0:36	1	0:36
33	F	YAGUCHI Atsuya	0	0	0	0	0	0		0	0	0:00	0:00	0:00		0:00	0	0:00
21	GK	FUKUSHIMA Shinobu	0	0	0	0	0	0		0								
39	GK	NAGASE Mitsuru	0	0	0	0	0	0		0								
<b>Total</b>			<b>3</b>	<b>1</b>	<b>4</b>	<b>6</b>	<b>2</b>	<b>3</b>		<b>11</b>								

Head Coach : NAKAKITA Kojin



#### LEGEND

<b>A</b>	Assists	<b>AVG</b>	Average time on ice / shift	<b>D</b>	Defence	<b>ENG</b>	Empty net goal
<b>EQ</b>	Equal strength	<b>ET/Res</b>	Penalty end time/Result of game	<b>F</b>	Forward	<b>G</b>	Goals
<b>(G)</b>	Goals in tournament	<b>GA</b>	Goals against	<b>GDF</b>	Goal difference	<b>GF</b>	Goals for
<b>GK</b>	Goalkeeper	<b>GP</b>	Games played	<b>GWG</b>	Game winning goal	<b>GWS</b>	Game winning shots
<b>L</b>	Losses	<b>MIP</b>	Minutes in play (GK)	<b>No</b>	Jersey number	<b>OT</b>	Overtime
<b>OTL</b>	Overtime losses	<b>OTW</b>	Overtime wins	<b>PIM</b>	Penalties in minutes	<b>Pos</b>	Position
<b>PP1</b>	Power play - 1 player	<b>PP2</b>	Power play - 2 players	<b>PPG</b>	Power play goals	<b>PS</b>	Penalty shot
<b>PTS</b>	Points	<b>R</b>	Rank	<b>SH1</b>	Shorthanded - 1 player	<b>SH2</b>	Shorthanded - 2 players
<b>SHF</b>	Number of shifts	<b>SHG</b>	Shorthanded goals	<b>SOG</b>	Shots on goal	<b>SVS</b>	Saves
<b>TOT</b>	Total	<b>TPP</b>	Time on power play	<b>TS</b>	Total shots	<b>W</b>	Wins
<b>+/-</b>	Net result of positive and negative participation			<b>+A</b>	Assistant captain	<b>+C</b>	Captain



## SHOT CHART / TABLEAU DES LANCERS

THU 18 MAR 2010 / JEU 18 MAR 2010 START TIME / DÉBUT 12:00

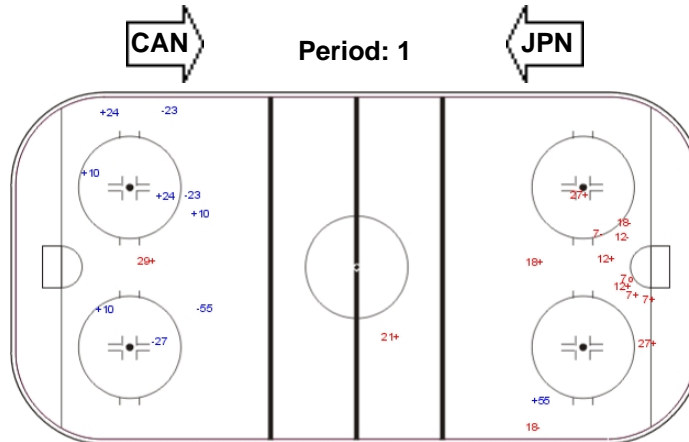
### CAN - JPN

Shots by JPN

Goals (o): 0 SSG (+): 6  
SSP (<): 0 SPG (-): 4



GK 57 of CAN



Shots by CAN

Goals (o): 1 SSG (+): 9  
SSP (>): 0 SPG (-): 4



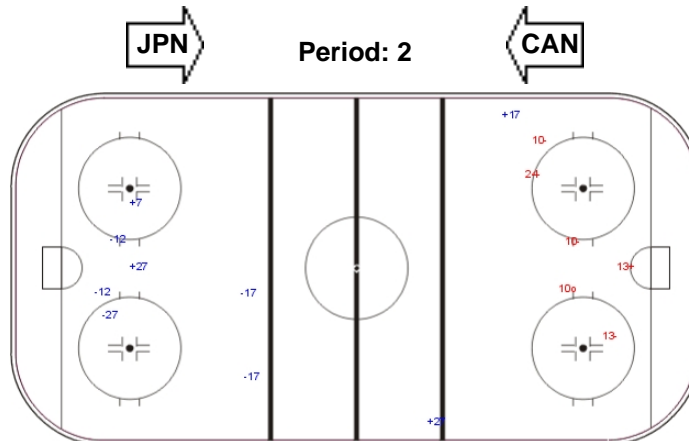
GK 39 of JPN

Shots by CAN

Goals (o): 0 SSG (+): 4  
SSP (<): 0 SPG (-): 5



GK 39 of JPN



Shots by JPN

Goals (o): 1 SSG (+): 1  
SSP (>): 0 SPG (-): 4



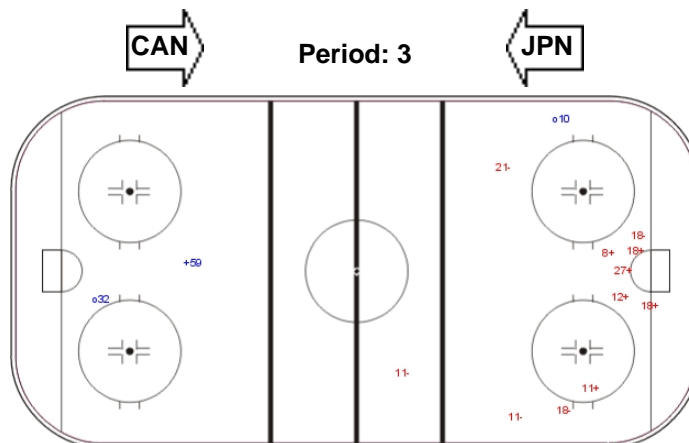
GK 57 of CAN

Shots by JPN

Goals (o): 2 SSG (+): 1  
SSP (<): 0 SPG (-): 0



GK 57 of CAN



Shots by CAN

Goals (o): 0 SSG (+): 6  
SSP (>): 0 SPG (-): 5



GK 39 of JPN



ENG



**LEGEND**

**ENG** Empty net goal    **GK** Goalkeeper    **SPG** Shots past goal    **SSG** Shots saved by goalkeeper    **SSP** Shots saved by player





## FACE-OFF CHART / TABLEAU DES REMISES EN JEU

THU 18 MAR 2010 / JEU 18 MAR 2010 START TIME / DÉBUT 12:00

### CAN - JPN

#### PERIOD 1

	CAN		JPN		CAN		JPN		Total wins all zones
	Def. zone	Att. zone	Neutral zone	Neutral zone	Att. zone	Def. zone	Def. zone	Att. zone	
	- 12	+ 55	+ 18	- 25	+ 18	- 55			
	+ 18	- 25	+ 3	- 25	- 3	+ 25			
	- 12	+ 55			- 12	+ 55			
	+ 19	- 55			+ 18	- 25			
	+ 18	- 25			- 19	+ 55			
					- 18	+ 25			
					- 18	+ 55			
					+ 18	- 25			
					- 18	+ 25			
Total wins / period	3 / 60%	2 / 40%	2 / 100%	0 / 0%	3 / 33%	6 / 67%			CAN 8 / 50% JPN 8 / 50%

#### PERIOD 2

	CAN		JPN		CAN		JPN		Total wins all zones
	Def. zone	Att. zone	Neutral zone	Neutral zone	Att. zone	Def. zone	Def. zone	Att. zone	
	- 19	+ 25	- 19	+ 25	- 18	+ 55			
	- 18	+ 55	+ 18	- 25	- 3	+ 55			
	+ 18	- 55	- 12	+ 55	- 19	+ 25			
	+ 12	- 55			+ 3	- 55			
	+ 12	- 25			+ 18	- 55			
					- 19	+ 25			
					+ 7	- 25			
					- 7	+ 25			
Total wins / period	3 / 60%	2 / 40%	1 / 33%	2 / 67%	3 / 38%	5 / 62%			CAN 7 / 44% JPN 9 / 56%

#### PERIOD 3

	CAN		JPN		CAN		JPN		Total wins all zones
	Def. zone	Att. zone	Neutral zone	Neutral zone	Att. zone	Def. zone	Def. zone	Att. zone	
	- 19	+ 25	- 12	+ 25	+ 3	- 55			
	- 12	+ 13	- 18	+ 55	+ 18	- 25			
			+ 3	- 55	- 18	+ 25			
					+ 18	- 55			
Total wins / period	0 / 0%	2 / 100%	1 / 33%	2 / 67%	3 / 75%	1 / 25%			CAN 4 / 44% JPN 5 / 56%

#### TOTAL



	CAN		JPN		CAN		JPN		Total wins all zones	
	Def. zone	Att. zone	Neutral zone		Att. zone	Def. zone	CAN	JPN		
Total wins / game	6 / 50%	6 / 50%	4 / 50%	4 / 50%	9 / 43%	12 / 57%	19 / 46%	22 / 54%		



HEAD TO HEAD

		JPN			Tot	wins CAN	Dz	Nz	Az
No.	13	25	55						
CAN	3		1 - 1	3 - 1	6	4 67%		2 100%	2 50%
	7		1 - 1		2	1 50%			1 50%
	12	0 - 1	1 - 1	1 - 4	8	2 25%	2 40%	0 0%	0 0%
	18		7 - 3	4 - 4	18	11 61%	3 75%	2 67%	6 55%
	19		0 - 5	1 - 1	7	1 14%	1 33%	0 0%	0 0%
<b>Tot</b>	<b>1</b>	<b>21</b>	<b>19</b>	<b>41</b>	<b>19</b> 46%	<b>6</b> 50%	<b>4</b> 50%	<b>9</b> 43%	
<b>wins JPN</b>	<b>1</b> 100%	<b>11</b> 52%	<b>10</b> 53%	<b>22</b> 54%					
<b>Dz</b>		<b>7</b> 64%	<b>5</b> 50%	<b>12</b> 57%					
<b>Nz</b>		<b>2</b> 40%	<b>2</b> 67%	<b>4</b> 50%					
<b>Az</b>	<b>1</b> 100%	<b>2</b> 40%	<b>3</b> 50%	<b>6</b> 50%					

LEGEND

**Az** Attacking zone

**Dz** Defending zone

**Nz** Neutral zone

**Tot** Total face-offs played



## LINE-UPS / ALIGNEMENTS

**REVISION**

THU 18 MAR 2010 / JEU 18 MAR 2010 START TIME / DÉBUT 19:00

### USA - NOR

#### Referee(s)

BOESE Paul (CAN)

#### Linesmen

DAGENAIS Eric (CAN) , HELTMAN Tomasz (POL)

#### Goalkeepers

Team: USA

No.	Name	Gen
34	CASH Steve	M
27	BLABAC Mike	M

Team: NOR

No.	Name	Gen
1	JOHANSEN Roger	M
19	DENG Kissinger	M

#### Team Line-ups

Team: USA (white)

No.	Pos.	Name	Gen
4	D	CONNELLY Jimmy +A	M
9	D	YOHE Andy +C	M
3	F	JONES Tim	M
5	F	EMMERSON Brad	M
20	F	PAGE Adam	M
<hr/>			
15	D	LANDEROS Nikko	M
19	D	CHACE Taylor +A	M
21	F	SALAMONE Alexi	M
23	F	HOWARD Joe	M
25	F	TORRES Bubba	M
<hr/>			
7	F	LIPSETT Taylor	M
8	F	SHAW Greg	M
14	F	PAULS Josh	M

Head Coach: MALUTA Ray

Team: NOR (red)

No.	Pos.	Name	Gen
4	D	ROVELSTAD Tommy +C	M
9	D	VAERNES Morten	M
3	F	PEDERSEN Rolf Einar +A	M
13	F	ROYNE Kjell Vidar	M
17	F	JOHANSEN Loyd Remi	M
<hr/>			
7	D	HAGEN Eskil +A	M
16	D	NORDSTOGA Knut Andre	M
8	F	SVEE Stig Tore	M
11	F	BJORNSTAD Helge	M
22	F	BAKKE Audun	M
<hr/>			
21	D	AUSTEVOLL Ole Bjarte	M

Head Coach: HAGLUND Morten

#### LEGEND

<b>D</b>	Defence	<b>F</b>	Forward	<b>Gen</b>	Gender	<b>No</b>	Jersey number
<b>Pos</b>	Position	<b>+A</b>	Assistant Captain	<b>+C</b>	Captain		

Team NOR #85 JACOBSEN Thomas removed from the line-up due to injury



## GAME SUMMARY / RÉSUMÉ DE LA PARTIE

THU 18 MAR 2010 / JEU 18 MAR 2010 START TIME / DÉBUT 19:00 END TIME / FINI À 20:49

**USA - NOR 3 - 0 (0 - 0, 2 - 0, 1 - 0)**

Spectators	Referee(s)	Linesmen
5204	BOESE Paul (CAN)	DAGENAIS Eric (CAN) , HELTMAN Tomasz (POL)

### Team Statistics

Period	Score	SVS	SOG	PIM	TPP	PPG	SHG
1	0 : 0	5 : 3	3 : 5	2 : 2	02:00 : 00:11	0 : 0	0 : 0
2	2 : 0	3 : 2	4 : 3	0 : 2	00:20 : 01:49	1 : 0	0 : 0
3	1 : 0	4 : 2	3 : 4	2 : 4	03:41 : 02:00	0 : 0	0 : 0
<b>Total</b>	<b>3 : 0</b>	<b>12 : 7</b>	<b>10 : 12</b>	<b>4 : 8</b>	<b>06:01 : 04:00</b>	<b>1 : 0</b>	<b>0 : 0</b>

### 1st Period

Action	Time	ET/Res	Team	Type	No	Name	(G)	Name of Assistant(s) / Action Description
GK	00:00		USA		34	CASH S		- Goalkeeper in
GK	00:00		NOR		1	JOHANSEN R		- Goalkeeper in
Penalty	03:22	05:22	NOR	2 min.	17	JOHANSEN LR		- Interference
Penalty	14:49	16:49	USA	2 min.	21	SALAMONE A		- Elbowing

### 2nd Period

Action	Time	ET/Res	Team	Type	No	Name	(G)	Name of Assistant(s) / Action Description
<b>Goal</b>	<b>23:48</b>	<b>1 : 0</b>	<b>USA</b>	<b>EQ</b>	<b>8</b>	<b>SHAW G</b>	(2)	14 PAULS J On Ice USA 34 7 8 14 15 19 NOR 1 3 4 7 9 13
Penalty	25:15	25:35	NOR	2 min.	7	HAGEN E		- Delaying the Game
<b>Goal</b>	<b>25:35</b>	<b>2 : 0</b>	<b>USA</b>	<b>PP1</b>	<b>19</b>	<b>CHACE T</b>	(3)	21 SALAMONE A On Ice USA 34 7 9 19 21 23 NOR 1 3 4 8 11

### 3rd Period

Action	Time	ET/Res	Team	Type	No	Name	(G)	Name of Assistant(s) / Action Description
Penalty	30:40	32:40	NOR	2 min.	-	Team penalty		- Delaying the Game
Penalty	32:21	34:21	NOR	2 min.	7	HAGEN E		- Delaying the Game
Penalty	36:44	38:44	USA	2 min.	23	HOWARD J		- Holding
<b>Goal</b>	<b>41:59</b>	<b>3 : 0</b>	<b>USA</b>	<b>EQ</b>	<b>23</b>	<b>HOWARD J</b>	(2)	15 LANDEROS N On Ice USA 34 15 19 21 23 25 21 SALAMONE A NOR 1 7 8 9 11 22
GK	42:48		NOR					1 JOHANSEN R - Goalkeeper out
GK	45:00		USA					34 CASH S - Goalkeeper out

### Goalkeeper Records

Team : USA - United States

No	Name	SOG	SVS	MIP
34	CASH Steve	12	12	45:00
27	BLABAC Mike			

Team : NOR - Norway

No	Name	SOG	SVS	MIP
1	JOHANSEN Roger	10	7	42:48
19	DENG Kissinger			

### Game Statistics

Team : USA (white)											Shots on Goal				Time on Ice					
No	Pos	Name	G	A	PIM	1	2	3	OT	TS	+/-	1	2	3	OT	TOT	SHF	AVG		
3	F	JONES Tim	0	0	0	0	0	0	0	0	0	7:10	6:03	6:07		19:20	10	1:56		
4	D	CONNELLY Jimmy +A	0	0	0	1	0	0		1	0	7:22	7:40	5:51		20:53	12	1:44		
5	F	EMMERSON Brad	0	0	0	0	1	1		2	0	6:34	5:37	6:06		18:17	9	2:01		
9	D	YOHE Andy +C	0	0	0	0	0	0		0	0	7:49	8:36	9:32		25:57	15	1:43		



No	Pos	Name	G	A	PIM	Shots on Goal					+/-	Time on Ice					
						1	2	3	OT	TS		1	2	3	OT	TOT	SHF
20	F	PAGE Adam	0	0	0	0	0	0	0	0	0	6:49	6:03	6:07	18:59	10	1:53
15	D	LANDEROS Nikko	0	1	0	0	0	0	0	0	+2	6:45	6:26	5:28	18:39	14	1:19
19	D	CHACE Taylor +A	1	0	0	2	2	0	4	+2	8:02	7:22	9:09	24:33	19	1:17	
21	F	SALAMONE Alexi	0	2	2	0	0	1	1	+1	5:11	4:32	4:57	14:40	14	1:02	
23	F	HOWARD Joe	1	0	2	0	0	1	1	+1	5:11	5:01	4:36	14:48	15	0:59	
25	F	TORRES Bubba	0	0	0	0	0	0	0	+1	3:27	4:09	2:58	10:34	11	0:57	
7	F	LIPSETT Taylor	0	0	0	0	0	0	0	+1	4:44	4:49	5:03	14:36	11	1:19	
8	F	SHAW Greg	1	0	0	0	1	0	1	+1	2:52	4:14	3:55	11:01	10	1:06	
14	F	PAULS Josh	0	1	0	0	0	0	0	+1	2:57	2:46	3:08	8:51	8	1:06	
27	GK	BLABAC Mike	0	0	0	0	0	0	0								
34	GK	CASH Steve	0	0	0	0	0	0	0								
<b>Total</b>			<b>3</b>	<b>4</b>	<b>4</b>	<b>3</b>	<b>4</b>	<b>3</b>	<b>10</b>								

Head Coach : MALUTA Ray

Team : NOR (red)

No	Pos	Name	G	A	PIM	Shots on Goal					+/-	Time on Ice				
						1	2	3	OT	TS		1	2	3	OT	TOT
3	F	PEDERSEN Rolf Einar +A	0	0	0	1	0	0	1	-1	11:13	11:23	8:51	31:27	19	1:39
4	D	ROVELSTAD Tommy +C	0	0	0	1	0	1	2	-1	12:32	11:14	11:36	35:22	20	1:46
9	D	VAERNES Morten	0	0	0	1	1	0	2	-2	7:09	8:17	7:39	23:05	17	1:21
13	F	ROYNE Kjell Vidar	0	0	0	0	0	0	0	-1	3:11	7:01	2:11	12:23	11	1:07
17	F	JOHANSEN Loyd Remi	0	0	2	0	0	0	0	0	4:07	3:43	2:13	10:03	8	1:15
7	D	HAGEN Eskil +A	0	0	4	0	0	2	2	-2	12:23	14:18	12:48	39:29	24	1:38
8	F	SVEE Stig Tore	0	0	0	0	0	0	0	-1	3:34	4:02	7:22	14:58	11	1:21
11	F	BJORNSTAD Helge	0	0	0	2	2	1	5	-1	13:43	10:50	10:26	34:59	20	1:44
16	D	NORDSTOGA Knut Andre	0	0	0	0	0	0	0	0	5:03	4:20	4:15	13:38	11	1:14
22	F	BAKKE Audun	0	0	0	0	0	0	0	-1	0:00	0:00	6:27	6:27	4	1:36
21	D	AUSTEVOLL Ole Bjarte	0	0	0	0	0	0	0	0	0:00	0:00	0:00	0:00	0	0:00
1	GK	JOHANSEN Roger	0	0	0	0	0	0	0							
19	GK	DENG Kissinger	0	0	0	0	0	0	0							
<b>Total</b>			<b>0</b>	<b>0</b>	<b>6</b>	<b>5</b>	<b>3</b>	<b>4</b>	<b>12</b>							

Head Coach : HAGLUND Morten



#### LEGEND

<b>A</b>	Assists	<b>AVG</b>	Average time on ice / shift	<b>D</b>	Defence	<b>ENG</b>	Empty net goal
<b>EQ</b>	Equal strength	<b>ET/Res</b>	Penalty end time/Result of game	<b>F</b>	Forward	<b>G</b>	Goals
<b>(G)</b>	Goals in tournament	<b>GA</b>	Goals against	<b>GDF</b>	Goal difference	<b>GF</b>	Goals for
<b>GK</b>	Goalkeeper	<b>GP</b>	Games played	<b>GWG</b>	Game winning goal	<b>GWS</b>	Game winning shots
<b>L</b>	Losses	<b>MIP</b>	Minutes in play (GK)	<b>No</b>	Jersey number	<b>OT</b>	Overtime
<b>OTL</b>	Overtime losses	<b>OTW</b>	Overtime wins	<b>PIM</b>	Penalties in minutes	<b>Pos</b>	Position
<b>PP1</b>	Power play - 1 player	<b>PP2</b>	Power play - 2 players	<b>PPG</b>	Power play goals	<b>PS</b>	Penalty shot
<b>PTS</b>	Points	<b>R</b>	Rank	<b>SH1</b>	Shorthanded - 1 player	<b>SH2</b>	Shorthanded - 2 players
<b>SHF</b>	Number of shifts	<b>SHG</b>	Shorthanded goals	<b>SOG</b>	Shots on goal	<b>SVS</b>	Saves
<b>TOT</b>	Total	<b>TPP</b>	Time on power play	<b>TS</b>	Total shots	<b>W</b>	Wins
<b>+/-</b>	Net result of positive and negative participation			<b>+A</b>	Assistant captain	<b>+C</b>	Captain



### SHOT CHART / TABLEAU DES LANCERS

THU 18 MAR 2010 / JEU 18 MAR 2010 START TIME / DÉBUT 19:00

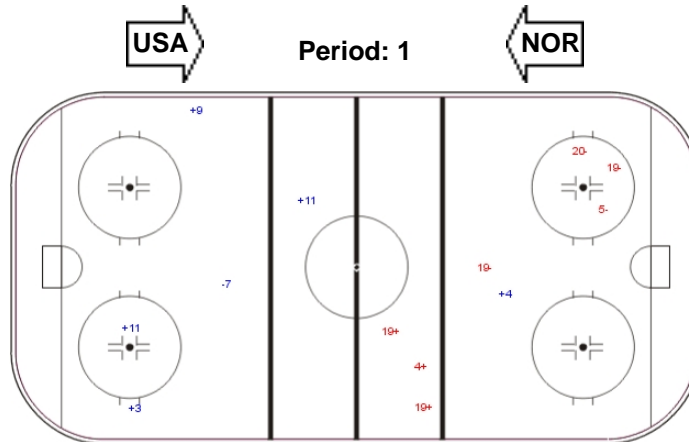
#### USA - NOR

Shots by NOR

Goals (o): 0 SSG (+): 5  
SSP (<): 0 SPG (-): 1



GK 34 of USA



Shots by USA

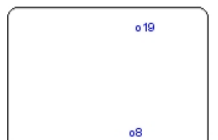
Goals (o): 0 SSG (+): 3  
SSP (>): 0 SPG (-): 4



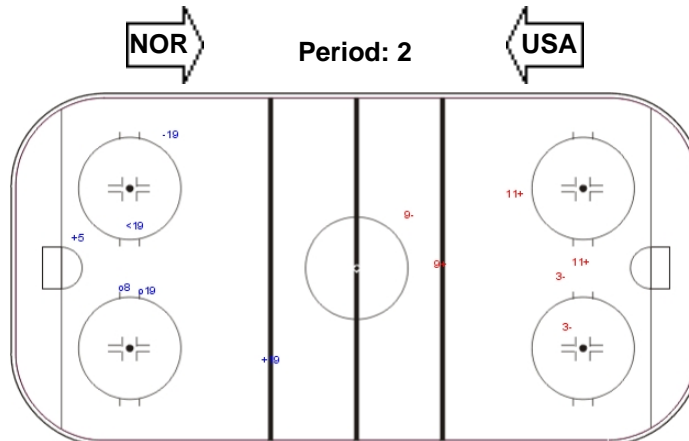
GK 1 of NOR

Shots by USA

Goals (o): 2 SSG (+): 2  
SSP (<): 1 SPG (-): 1



GK 1 of NOR



Shots by NOR


Goals (o): 0 SSG (+): 3  
SSP (>): 0 SPG (-): 3



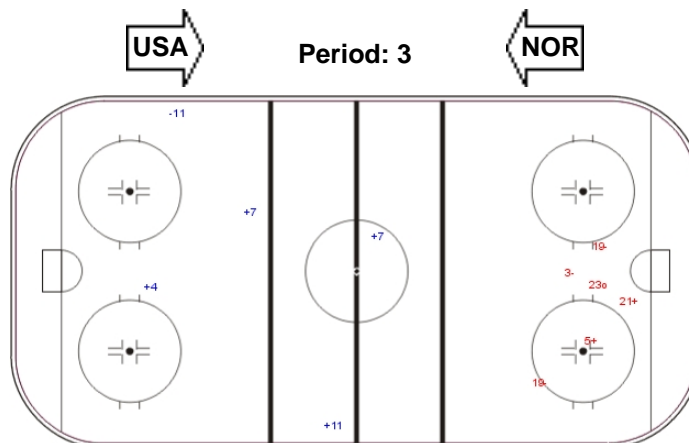
GK 34 of USA

Shots by NOR

Goals (o): 0 SSG (+): 4  
SSP (<): 0 SPG (-): 1




GK 34 of USA



Shots by USA

Goals (o): 1 SSG (+): 2  
SSP (>): 0 SPG (-): 3



GK 1 of NOR

#### LEGEND

**ENG** Empty net goal    **GK** Goalkeeper    **SPG** Shots past goal    **SSG** Shots saved by goalkeeper    **SSP** Shots saved by player





## FACE-OFF CHART / TABLEAU DES REMISES EN JEU

THU 18 MAR 2010 / JEU 18 MAR 2010 START TIME / DÉBUT 19:00

### USA - NOR

#### PERIOD 1

	USA		NOR		Neutral zone		USA		NOR		Total wins all zones				
	Def. zone	Att. zone	Def. zone	Att. zone	Att. zone	Def. zone	Att. zone	Def. zone							
	- 8	+ 3	- 5	+ 3	- 5	+ 3	- 5	+ 3			<table border="1"> <thead> <tr> <th>USA</th> <th>NOR</th> </tr> </thead> <tbody> <tr> <td>6 / 50%</td> <td>6 / 50%</td> </tr> </tbody> </table>	USA	NOR	6 / 50%	6 / 50%
USA	NOR														
6 / 50%	6 / 50%														
	+ 23	- 8	+ 23	- 3	+ 23	- 3	+ 23	- 3							
	+ 5	- 3	- 8	+ 3	- 23	+ 3	- 8	+ 3							
	+ 23	- 8			- 8	+ 3	+ 23	- 3							
Total wins / period	3 / 75%	1 / 25%	1 / 33%	2 / 67%	2 / 40%	3 / 60%									

#### PERIOD 2

	USA		NOR		Neutral zone		USA		NOR		Total wins all zones				
	Def. zone	Att. zone	Def. zone	Att. zone	Att. zone	Def. zone	Att. zone	Def. zone							
	- 5	+ 8	- 8	+ 3	- 8	+ 3	+ 21	- 8			<table border="1"> <thead> <tr> <th>USA</th> <th>NOR</th> </tr> </thead> <tbody> <tr> <td>7 / 47%</td> <td>8 / 53%</td> </tr> </tbody> </table>	USA	NOR	7 / 47%	8 / 53%
USA	NOR														
7 / 47%	8 / 53%														
	+ 8	- 9	- 23	+ 3	- 5	+ 3	- 5	+ 3							
	- 8	+ 3	- 5	+ 3	+ 5	- 3	- 23	+ 3							
			+ 5	- 3	+ 5	- 3	+ 8	- 3							
			+ 23	- 3	- 5	+ 8	+ 23	- 3							
Total wins / period	1 / 33%	2 / 67%	3 / 43%	4 / 57%	3 / 60%	2 / 40%									

#### PERIOD 3

	USA		NOR		Neutral zone		USA		NOR		Total wins all zones				
	Def. zone	Att. zone	Def. zone	Att. zone	Att. zone	Def. zone	Att. zone	Def. zone							
	+ 23	- 8	+ 5	- 3	+ 23	- 8	+ 23	- 8			<table border="1"> <thead> <tr> <th>USA</th> <th>NOR</th> </tr> </thead> <tbody> <tr> <td>10 / 83%</td> <td>2 / 17%</td> </tr> </tbody> </table>	USA	NOR	10 / 83%	2 / 17%
USA	NOR														
10 / 83%	2 / 17%														
	+ 5	- 9	+ 8	- 3	+ 23	- 11	+ 23	- 11							
	+ 15	- 8	+ 5	- 8	+ 23	- 8	+ 23	- 8							
	+ 5	- 3	- 8	+ 3	- 8	+ 3	- 8	+ 3							
Total wins / period	4 / 100%	0 / 0%	3 / 75%	1 / 25%	3 / 75%	1 / 25%									

#### TOTAL

	USA		NOR		Neutral zone		USA		NOR		Total wins all zones
	Def. zone	Att. zone	Def. zone	Att. zone	Att. zone	Def. zone	Att. zone	Def. zone			
Total wins / game	8 / 73%	3 / 27%	7 / 50%	7 / 50%	8 / 57%	6 / 43%					



HEAD TO HEAD

		NOR								
No.		3	8	9	11	Tot	wins USA	Dz	Nz	Az
USA	5	5 - 4	1 - 2	1 - 0		13	7 54%	3 75%	4 57%	0 0%
	8	2 - 7		1 - 0		10	3 30%	1 33%	1 25%	1 33%
	15		1 - 0			1	1 100%	1 100%		
	21		1 - 0			1	1 100%			1 100%
	23	5 - 3	5 - 0		1 - 0	14	11 79%	3 100%	2 67%	6 75%
<b>Tot</b>		26	10	2	1	39	23 59%	8 73%	7 50%	8 57%
<b>wins NOR</b>		14 54%	2 20%	0 0%	0 0%	16 41%				
<b>Dz</b>		6 60%	0 0%		0 0%	6 43%				
<b>Nz</b>		6 50%	1 50%			7 50%				
<b>Az</b>		2 50%	1 20%	0 0%		3 27%				

LEGEND

**Az** Attacking zone

**Dz** Defending zone

**Nz** Neutral zone

**Tot** Total face-offs played



## LINE-UPS / ALIGNEMENTS

FRI 19 MAR 2010 / VEN 19 MAR 2010 START TIME / DÉBUT 12:00

### ITA - SWE

#### Referee(s)

MATTE Paul (CAN)

#### Linesmen

BEELEN Lodewijk (NED) , WESLEY Leon (CZE)

#### Goalkeepers

Team: ITA

No.	Name	Gen
1	STILLITANO Santino	M
88	KANESTRIN Rupert	M

Team: SWE

No.	Name	Gen
5	NILSSON Ulf	M

#### Team Line-ups

Team: ITA (blue)

No.	Pos.	Name	Gen
3	D	ROSA Gianluigi	M
6	D	CAVALIERE Gian Luca +A	M
5	F	PLANKER Florian +A	M
16	F	CHIAROTTI Andrea +C	M
73	F	LEPERDI Gregory	M
14	D	BALOSSETTI Bruno	M
69	D	CONDELLO Giuseppe	M
7	F	WINKLER Werner	M
20	F	STELLA Igor	M
68	F	CORVINO Valerio	M
8	D	RADICE Roberto	M
11	D	MAGISTRELLI Ambrogio	M

Head Coach: da RIN Massimo

Team: SWE (yellow)

No.	Pos.	Name	Gen
3	D	INGVARSSON Niklas	M
11	D	LUNDGREN Rasmus +A	M
4	F	ANDERSON Aron	M
20	F	RAKOS Niklas	M
21	F	HOLM Marcus +C	M
1	F	LINDELL Albin	M
2	F	SVENSSON Dan	M
8	F	KASPERI Per	M
15	F	CARLSSON Magnus	M
18	F	ENGMARK Dedjo	M

Head Coach: EDBOM Jan

#### LEGEND

<b>D</b>	Defence	<b>F</b>	Forward	<b>Gen</b>	Gender	<b>No</b>	Jersey number
<b>Pos</b>	Position	<b>+A</b>	Assistant Captain	<b>+C</b>	Captain		



## GAME SUMMARY / RÉSUMÉ DE LA PARTIE

FRI 19 MAR 2010 / VEN 19 MAR 2010 START TIME / DÉBUT 12:00 END TIME / FINI À 13:39

**ITA - SWE 4 - 0 (2 - 0, 0 - 0, 2 - 0)**

Spectators	Referee(s)	Linesmen
4954	MATTE Paul (CAN)	BEELLEN Lodewijk (NED) , WESLEY Leon (CZE)

### Team Statistics

Period	Score	SVS	SOG	PIM	TPP	PPG	SHG
1	2 : 0	8 : 2	4 : 8	4 : 4	00:52 : 02:36	1 : 0	0 : 0
2	0 : 0	3 : 10	10 : 3	0 : 0	00:00 : 00:00	0 : 0	0 : 0
3	2 : 0	2 : 1	3 : 2	0 : 0	00:00 : 00:00	0 : 0	0 : 0
<b>Total</b>	<b>4 : 0</b>	<b>13 : 13</b>	<b>17 : 13</b>	<b>4 : 4</b>	<b>00:52 : 02:36</b>	<b>1 : 0</b>	<b>0 : 0</b>

### 1st Period

Action	Time	ET/Res	Team	Type	No	Name	(G)	Name of Assistant(s) / Action Description
GK	00:00		ITA		1	STILLITANO S		- Goalkeeper in
GK	00:00		SWE		5	NILSSON U		- Goalkeeper in
Penalty	02:59	04:59	SWE	2 min.	-	Team penalty		- Too Many Players on the Ice
Penalty	03:35	05:35	ITA	2 min.	6	CAVALIERE GL		- Holding
<b>Goal</b>	<b>07:56</b>	<b>1 : 0</b>	<b>ITA</b>	<b>EQ</b>	<b>7</b>	<b>WINKLER W</b>	(2)	On Ice ITA 1 3 5 7 69 73 SWE 5 3 4 11 18 21
Penalty	09:04	11:04	ITA	2 min.	69	CONDELLO G		- Delaying the Game
Penalty	13:09	13:25	SWE	2 min.	3	INGVARSSON N		- Delaying the Game
<b>Goal</b>	<b>13:25</b>	<b>2 : 0</b>	<b>ITA</b>	<b>PP1</b>	<b>5</b>	<b>PLANKER F</b>	(1)	On Ice ITA 1 3 5 6 16 73 SWE 5 4 11 20 21

### 2nd Period

### 3rd Period

Action	Time	ET/Res	Team	Type	No	Name	(G)	Name of Assistant(s) / Action Description
<b>Goal</b>	<b>39:23</b>	<b>3 : 0</b>	<b>ITA</b>	<b>EQ</b>	<b>5</b>	<b>PLANKER F</b>	(2)	On Ice ITA 1 3 5 6 7 73 SWE 5 3 4 8 11 21
<b>Goal</b>	<b>41:01</b>	<b>4 : 0</b>	<b>ITA</b>	<b>EQ</b>	<b>16</b>	<b>CHIAROTTI A</b>	(2)	On Ice ITA 1 3 5 6 16 73 SWE 5 3 4 8 11 21
GK	45:00		ITA					1 STILLITANO S - Goalkeeper out
GK	45:00		SWE					5 NILSSON U - Goalkeeper out

### Goalkeeper Records

Team : ITA - Italy

No	Name	SOG	SVS	MIP
1	STILLITANO Santino	13	13	45:00
88	KANESTRIN Rupert			

Team : SWE - Sweden

No	Name	SOG	SVS	MIP
5	NILSSON Ulf	17	13	45:00

### Game Statistics

Team : ITA (blue)

No	Pos	Name	G	A	PIM	Shots on Goal					Time on Ice							
						1	2	3	OT	TS	+/-	1	2	3	OT	TOT	SHF	AVG
3	D	ROSA Gianluigi	0	1	0	2	1	0		3	+3	9:47	11:36	12:41		34:04	12	2:50
5	F	PLANKER Florian +A	2	1	0	1	3	1		5	+3	9:49	11:36	10:36		32:01	15	2:08
6	D	CAVALIERE Gian Luca +A	0	2	2	0	1	0		1	+2	8:50	10:44	10:57		30:31	13	2:20
16	F	CHIAROTTI Andrea +C	1	0	0	0	1	2		3	+1	9:18	6:14	11:56		27:28	9	3:03
73	F	LEPERDI Gregory	0	1	0	0	2	0		2	+3	7:45	8:40	10:02		26:27	15	1:45



CLASSIFICATIONS - 7TH/8TH - GAME 17  
MANCHE DE CLASSEMENT, 7/8E PLACES - MATCH 17

No	Pos	Name	G	A	PIM	Shots on Goal					TS	+/-	Time on Ice					SHF	AVG		
						1	2	3	OT	TOT			1	2	3	OT	TOT				
7	F	WINKLER Werner	1	0	0	1	1	0			2	+2	8:15	9:56	8:18				26:29	12	2:12
14	D	BALOSSETTI Bruno	0	0	0	0	0	0			0	0	2:42	4:39	0:00				7:21	2	3:40
20	F	STELLA Igor	0	0	0	0	0	0			0	0	2:42	4:12	2:27				9:21	4	2:20
68	F	CORVINO Valerio	0	0	0	0	1	0			1	0	7:42	4:01	4:55				16:38	7	2:22
69	D	CONDELLO Giuseppe	0	0	2	0	0	0			0	+1	4:57	3:17	6:11				14:25	7	2:03
8	D	RADICE Roberto	0	0	0	0	0	0			0	0	0:00	0:00	0:00				0:00	0	0:00
11	D	MAGISTRELLI Ambrogio	0	0	0	0	0	0			0	0	0:00	0:00	0:00				0:00	0	0:00
1	GK	STILLITANO Santino	0	0	0	0	0	0			0										
88	GK	KANESTRIN Rupert	0	0	0	0	0	0			0										
<b>Total</b>			<b>4</b>	<b>5</b>	<b>4</b>	<b>4</b>	<b>10</b>	<b>3</b>			<b>17</b>										

Head Coach : da RIN Massimo

Team : SWE (yellow)

No	Pos	Name	G	A	PIM	Shots on Goal					TS	+/-	Time on Ice					SHF	AVG		
						1	2	3	OT	TOT			1	2	3	OT	TOT				
3	D	INGVARSSON Niklas	0	0	2	4	2	0			6	-3	14:45	15:00	14:59				44:44	4	11:11
4	F	ANDERSON Aron	0	0	0	1	0	0			1	-3	13:11	15:00	14:59				43:10	4	10:47
11	D	LUNDGREN Rasmus +A	0	0	0	2	0	0			2	-3	15:00	13:45	12:45				41:30	3	13:50
20	F	RAKOS Niklas	0	0	0	0	0	0			0	0	6:19	8:34	7:47				22:40	8	2:50
21	F	HOLM Marcus +C	0	0	0	1	1	2			4	-3	15:00	15:00	14:59				44:59	3	14:59
1	F	LINDELL Albin	0	0	0	0	0	0			0	0	0:00	0:00	0:00				0:00	0	0:00
2	F	SVENSSON Dan	0	0	0	0	0	0			0	0	0:00	0:00	2:14				2:14	1	2:14
8	F	KASPERI Per	0	0	0	0	0	0			0	-2	3:21	1:14	3:05				7:40	4	1:55
15	F	CARLSSON Magnus	0	0	0	0	0	0			0	0	2:46	1:24	0:00				4:10	2	2:05
18	F	ENGMARK Dedjo	0	0	0	0	0	0			0	-1	1:03	5:01	4:06				10:10	4	2:32
5	GK	NILSSON Ulf	0	0	0	0	0	0			0										
<b>Total</b>			<b>0</b>	<b>0</b>	<b>2</b>	<b>8</b>	<b>3</b>	<b>2</b>			<b>13</b>										

Head Coach : EDBOM Jan

LEGEND

<b>A</b> Assists	<b>AVG</b> Average time on ice / shift	<b>D</b> Defence	<b>ENG</b> Empty net goal
<b>EQ</b> Equal strength	<b>ET/Res</b> Penalty end time/Result of game	<b>F</b> Forward	<b>G</b> Goals
<b>(G)</b> Goals in tournament	<b>GA</b> Goals against	<b>GDF</b> Goal difference	<b>GF</b> Goals for
<b>GK</b> Goalkeeper	<b>GP</b> Games played	<b>GWG</b> Game winning goal	<b>GWS</b> Game winning shots
<b>L</b> Losses	<b>MIP</b> Minutes in play (GK)	<b>No</b> Jersey number	<b>OT</b> Overtime
<b>OTL</b> Overtime losses	<b>OTW</b> Overtime wins	<b>PIM</b> Penalties in minutes	<b>Pos</b> Position
<b>PP1</b> Power play - 1 player	<b>PP2</b> Power play - 2 players	<b>PPG</b> Power play goals	<b>PS</b> Penalty shot
<b>PTS</b> Points	<b>R</b> Rank	<b>SH1</b> Shorthanded - 1 player	<b>SH2</b> Shorthanded - 2 players
<b>SHF</b> Number of shifts	<b>SHG</b> Shorthanded goals	<b>SOG</b> Shots on goal	<b>SVS</b> Saves
<b>TOT</b> Total	<b>TPP</b> Time on power play	<b>TS</b> Total shots	<b>W</b> Wins
<b>+/-</b> Net result of positive and negative participation		<b>+A</b> Assistant captain	<b>+C</b> Captain



## SHOT CHART / TABLEAU DES LANCERS

FRI 19 MAR 2010 / VEN 19 MAR 2010 START TIME / DÉBUT 12:00

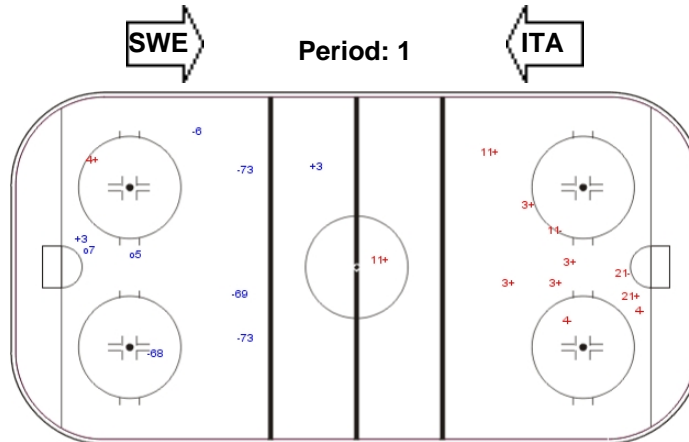
### ITA - SWE

Shots by ITA

Goals (o): 2 SSG (+): 2  
SSP (<): 0 SPG (-): 5



GK 5 of SWE



Shots by SWE

Goals (o): 0 SSG (+): 8  
SSP (>): 0 SPG (-): 4



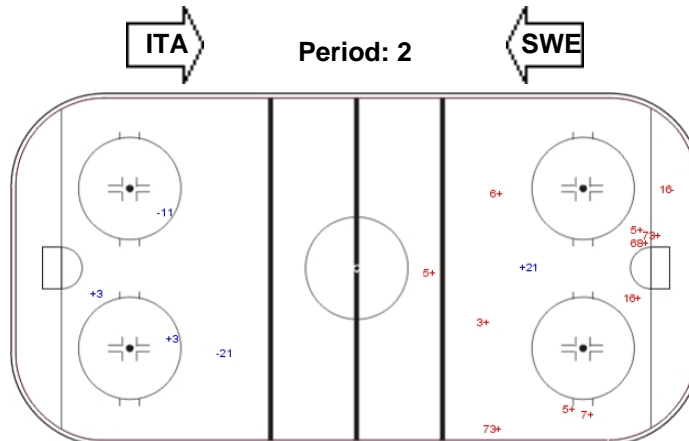
GK 1 of ITA

Shots by SWE

Goals (o): 0 SSG (+): 3  
SSP (<): 0 SPG (-): 2



GK 1 of ITA



Shots by ITA

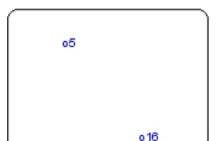
Goals (o): 0 SSG (+): 10  
SSP (>): 0 SPG (-): 1



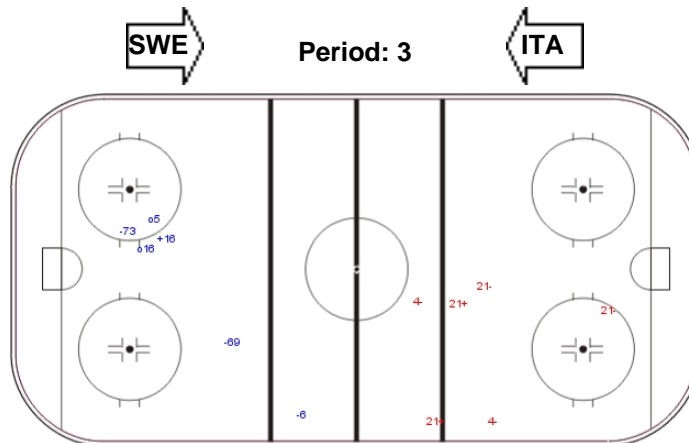
GK 5 of SWE

Shots by ITA

Goals (o): 2 SSG (+): 1  
SSP (<): 0 SPG (-): 3




GK 5 of SWE



Shots by SWE

Goals (o): 0 SSG (+): 2  
SSP (>): 0 SPG (-): 4



GK 1 of ITA

#### LEGEND

**ENG** Empty net goal    **GK** Goalkeeper    **SPG** Shots past goal    **SSG** Shots saved by goalkeeper    **SSP** Shots saved by player



## FACE-OFF CHART / TABLEAU DES REMISES EN JEU

FRI 19 MAR 2010 / VEN 19 MAR 2010 START TIME / DÉBUT 12:00

### ITA - SWE

#### PERIOD 1

	ITA		SWE		Neutral zone		ITA		SWE		Total wins all zones				
	Def. zone	Att. zone	Def. zone	Att. zone	Att. zone	Def. zone	Att. zone	Def. zone							
	+ 5	- 21			+ 5	- 4	+ 68	- 4			<table border="1"> <thead> <tr> <th>ITA</th> <th>SWE</th> </tr> </thead> <tbody> <tr> <td>9 / 69%</td> <td>4 / 31%</td> </tr> </tbody> </table>	ITA	SWE	9 / 69%	4 / 31%
ITA	SWE														
9 / 69%	4 / 31%														
	+ 5	- 21			- 5	+ 4	+ 5	- 4							
	- 68	+ 4			- 68	+ 4	+ 5	- 4							
	- 68	+ 4			+ 5	- 4									
	+ 16	- 4													
	+ 5	- 21													
Total wins / period	4 / 67%	2 / 33%			2 / 50%	2 / 50%	3 / 100%	0 / 0%							

#### PERIOD 2

	ITA		SWE		Neutral zone		ITA		SWE		Total wins all zones				
	Def. zone	Att. zone	Def. zone	Att. zone	Att. zone	Def. zone	Att. zone	Def. zone							
	- 73	+ 11			+ 5	- 11	- 5	+ 11			<table border="1"> <thead> <tr> <th>ITA</th> <th>SWE</th> </tr> </thead> <tbody> <tr> <td>4 / 40%</td> <td>6 / 60%</td> </tr> </tbody> </table>	ITA	SWE	4 / 40%	6 / 60%
ITA	SWE														
4 / 40%	6 / 60%														
	- 5	+ 18					- 5	+ 11							
	+ 5	- 18					- 5	+ 3							
	+ 73	- 11													
	- 5	+ 11													
	+ 5	- 3													
Total wins / period	3 / 50%	3 / 50%			1 / 100%	0 / 0%	0 / 0%	3 / 100%							

#### PERIOD 3

	ITA		SWE		Neutral zone		ITA		SWE		Total wins all zones				
	Def. zone	Att. zone	Def. zone	Att. zone	Att. zone	Def. zone	Att. zone	Def. zone							
	+ 5	- 4			+ 5	- 3	- 5	+ 4			<table border="1"> <thead> <tr> <th>ITA</th> <th>SWE</th> </tr> </thead> <tbody> <tr> <td>2 / 40%</td> <td>3 / 60%</td> </tr> </tbody> </table>	ITA	SWE	2 / 40%	3 / 60%
ITA	SWE														
2 / 40%	3 / 60%														
					- 73	+ 4									
					- 16	+ 4									
Total wins / period	1 / 100%	0 / 0%			1 / 33%	2 / 67%	0 / 0%	1 / 100%							

#### TOTAL

	ITA		SWE		Neutral zone		ITA		SWE		Total wins all zones				
	Def. zone	Att. zone	Def. zone	Att. zone	Att. zone	Def. zone	Att. zone	Def. zone							
Total wins / game	8 / 62%	5 / 38%			4 / 50%	4 / 50%	3 / 43%	4 / 57%			<table border="1"> <thead> <tr> <th>ITA</th> <th>SWE</th> </tr> </thead> <tbody> <tr> <td>15 / 54%</td> <td>13 / 46%</td> </tr> </tbody> </table>	ITA	SWE	15 / 54%	13 / 46%
ITA	SWE														
15 / 54%	13 / 46%														



HEAD TO HEAD

		SWE									
No.	3	4	11	18	21	Tot	wins ITA	Dz	Nz	Az	
ITA	5	2 - 1	5 - 2	1 - 3	1 - 1	3 - 0	19	12 63%	6 75%	4 80%	2 33%
	16		1 - 1				2	1 50%	1 100%	0 0%	
	68		1 - 3				4	1 25%	0 0%	0 0%	1 100%
	73		0 - 1	1 - 1			3	1 33%	1 50%	0 0%	
<b>Tot</b>	<b>3</b>	<b>14</b>	<b>6</b>	<b>2</b>	<b>3</b>	<b>28</b>	<b>15 54%</b>	<b>8 62%</b>	<b>4 50%</b>	<b>3 43%</b>	
<b>wins SWE</b>	1 33%	7 50%	4 67%	1 50%	0 0%	13 46%					
<b>Dz</b>	1 100%	1 25%	2 100%			4 57%					
<b>Nz</b>	0 0%	4 67%	0 0%			4 50%					
<b>Az</b>	0 0%	2 50%	2 67%	1 50%	0 0%	5 38%					

LEGEND

**Az** Attacking Zone

**Dz** Defending zone

**Nz** Neutral zone

**Tot** Total face-offs played





## LINE-UPS / ALIGNEMENTS

FRI 19 MAR 2010 / VEN 19 MAR 2010 START TIME / DÉBUT 15:30

### CZE - KOR

#### Referee(s)

BOKAL Scott (USA)

#### Linesmen

DAGENAIS Eric (CAN) , HELTMAN Tomasz (POL)

#### Goalkeepers

##### Team: CZE

No.	Name	Gen
6	VAPENKA Michal	M
17	MATOUSEK Jan	M

##### Team: KOR

No.	Name	Gen
1	CHOI Hyuk-Jun	M
74	CHUNG Young-Hoon	M

#### Team Line-ups

##### Team: CZE (white)

No.	Pos.	Name	Gen
26	D	KLIMA Zdenek	M
29	D	KUBES Pavel +C	M
74	F	GEIER Michal	M
77	F	PALAT David	M
82	F	HABL Zdenek +A	M
<hr/>			
21	D	KVOCH Tomas +A	M
10	F	BERGER Jiri	M
24	F	SAFRANEK Zdenek	M
30	F	FOJTIK Erik	M
96	F	KRUPICKA Zdenek	M
<hr/>			
65	D	HRBEK Miroslav	M
75	F	RAUL Jiri	M

Head Coach: ZELENKA Tomas

##### Team: KOR (blue)

No.	Pos.	Name	Gen
10	D	CHO Young-Jae	M
23	D	LEE Yong-Min +A	M
26	F	KIM Dea-Jung	M
44	F	LEE Hae-Man	M
55	F	JANG Jong-Ho +A	M
<hr/>			
68	D	HAN Min-Su +C	M
14	F	JUNG Seung-Hwan	M
27	F	CHO Byeong-Seok	M
28	F	LEE Jong-Kyung	M
88	F	PARK Sang-Hyeon	M
<hr/>			
15	D	PARK Woo-Chul	M

Head Coach: LEE Young-Kook

#### LEGEND

<b>D</b>	Defence	<b>F</b>	Forward	<b>Gen</b>	Gender	<b>No</b>	Jersey number
<b>Pos</b>	Position	<b>+A</b>	Assistant Captain	<b>+C</b>	Captain		



## GAME SUMMARY / RÉSUMÉ DE LA PARTIE

FRI 19 MAR 2010 / VEN 19 MAR 2010 START TIME / DÉBUT 15:30 END TIME / FINI À 17:35

**CZE - KOR 2 - 1 (0 - 0, 0 - 0, 1 - 1, 1 - 0)**

Spectators	Referee(s)	Linesmen
5507	BOKAL Scott (USA)	DAGENAIS Eric (CAN) , HELTMAN Tomasz (POL)

### Team Statistics

Period	Score	SVS	SOG	PIM	TPP	PPG	SHG
1	0 : 0	4 : 2	2 : 4	2 : 2	02:00 : 02:00	0 : 0	0 : 0
2	0 : 0	9 : 6	6 : 9	4 : 4	04:00 : 04:00	0 : 0	0 : 0
3	1 : 1	2 : 9	10 : 3	2 : 0	00:00 : 02:00	0 : 0	0 : 0
OT	1 : 0	0 : 1	2 : 0	0 : 0	00:00 : 00:00	0 : 0	0 : 0
<b>Total</b>	<b>2 : 1</b>	<b>15 : 18</b>	<b>20 : 16</b>	<b>8 : 6</b>	<b>06:00 : 08:00</b>	<b>0 : 0</b>	<b>0 : 0</b>

### 1st Period

Action	Time	ET/Res	Team	Type	No	Name	(G)	Name of Assistant(s) / Action Description
GK	00:00		CZE		6	VAPENKA M		- Goalkeeper in
GK	00:00		KOR		1	CHOI HJ		- Goalkeeper in
Penalty	09:09	11:09	CZE	2 min.	24	SAFRANEK Z		- Interference
Penalty	12:52	14:52	KOR	2 min.	27	CHO BS		- Holding

### 2nd Period

Action	Time	ET/Res	Team	Type	No	Name	(G)	Name of Assistant(s) / Action Description
Penalty	16:02	18:02	CZE	2 min.	74	GEIER M		- Interference
Penalty	18:41	20:41	CZE	2 min.	74	GEIER M		- Interference
Penalty	24:31	26:31	KOR	2 min.	68	HAN MS		- Interference
Penalty	27:30	29:30	KOR	2 min.	14	JUNG SH		- Elbowing

### 3rd Period

Action	Time	ET/Res	Team	Type	No	Name	(G)	Name of Assistant(s) / Action Description
<b>Goal</b>	<b>32:59</b>	<b>0 : 1</b>	<b>KOR</b>	<b>EQ</b>	<b>88</b>	<b>PARK SH</b>	(1)	28 LEE JK On Ice CZE 6 10 26 29 30 96 68 HAN MS KOR 1 14 27 28 68 88
<b>Goal</b>	<b>37:24</b>	<b>1 : 1</b>	<b>CZE</b>	<b>EQ</b>	<b>30</b>	<b>FOJTIK E</b>	(3)	29 KUBES P On Ice CZE 6 21 29 30 82 96 96 KRUPICKA Z KOR 1 14 27 28 68 88
Penalty	40:38	42:38	CZE	2 min.	82	HABL Z		- Interference

### Overtime

Action	Time	ET/Res	Team	Type	No	Name	(G)	Name of Assistant(s) / Action Description
<b>Goal</b>	<b>47:16</b>	<b>2 : 1</b>	<b>CZE</b>	<b>EQ</b>	<b>74</b>	<b>GEIER M</b>	(2)	21 KVOCH T On Ice CZE 6 21 29 30 74 30 FOJTIK E KOR 1 10 14 28 88
GK	47:16		CZE					6 VAPENKA M - Goalkeeper out
GK	47:16		KOR					1 CHOI HJ - Goalkeeper out

### Goalkeeper Records

Team : CZE - Czech Republic

No	Name	SOG	SVS	MIP
6	VAPENKA Michal	16	15	47:16
17	MATOUSEK Jan			

Team : KOR - Korea

No	Name	SOG	SVS	MIP
1	CHOI Hyuk-Jun	20	18	47:16
74	CHUNG Young-Hoon			

### Game Statistics

Team : CZE (white)



No	Pos	Name	G	A	PIM	Shots on Goal					+/-	Time on Ice						
						1	2	3	OT	TS		1	2	3	OT	TOT	SHF	AVG
26	D	KLIMA Zdenek	0	0	0	0	1	0	0	1	-1	7:11	2:49	1:40	0:00	11:40	8	1:27
29	D	KUBES Pavel +C	0	1	0	1	1	0	0	2	+1	10:22	9:41	11:52	2:16	34:11	22	1:33
74	F	GEIER Michal	1	0	4	0	1	2	1	4	+1	8:04	9:18	12:43	2:16	32:21	20	1:37
77	F	PALAT David	0	0	0	0	0	0	0	0	0	5:42	0:00	0:00	0:00	5:42	3	1:54
82	F	HABL Zdenek +A	0	0	2	0	0	1	0	1	+1	8:04	9:41	10:07	0:00	27:52	19	1:28
10	F	BERGER Jiri	0	0	0	0	0	2	0	2	-1	6:48	8:29	8:32	0:00	23:49	14	1:42
21	D	KVOCH Tomas +A	0	1	0	0	1	1	0	2	+2	7:50	12:15	9:54	2:16	32:15	18	1:47
24	F	SAFRANEK Zdenek	0	0	2	0	0	0	0	0	0	3:41	0:00	0:00	0:00	3:41	4	0:55
30	F	FOJTIK Erik	1	1	0	0	1	3	1	5	+1	6:57	7:02	10:42	2:16	26:57	17	1:35
96	F	KRUPICKA Zdenek	0	1	0	1	1	1	0	3	0	6:57	9:46	8:14	0:00	24:57	17	1:28
65	D	HRBEK Miroslav	0	0	0	0	0	0	0	0	0	0:00	0:00	0:00	0:00	0:00	0	0:00
75	F	RAUL Jiri	0	0	0	0	0	0	0	0	0	1:29	2:32	0:00	0:00	4:01	3	1:20
6	GK	VAPENKA Michal	0	0	0	0	0	0	0	0								
17	GK	MATOUSEK Jan	0	0	0	0	0	0	0	0								
<b>Total</b>			<b>2</b>	<b>4</b>	<b>8</b>	<b>2</b>	<b>6</b>	<b>10</b>	<b>2</b>	<b>20</b>								

Head Coach : ZELENKA Tomas

Team : KOR (blue)

No	Pos	Name	G	A	PIM	Shots on Goal					+/-	Time on Ice						
						1	2	3	OT	TS		1	2	3	OT	TOT	SHF	AVG
10	D	CHO Young-Jae	0	0	0	0	1	0	0	1	-1	7:50	8:50	8:22	0:21	25:23	16	1:35
23	D	LEE Yong-Min +A	0	0	0	2	0	0	0	2	0	9:32	8:50	8:16	0:21	26:59	17	1:35
26	F	KIM Dea-Jung	0	0	0	1	0	0	0	1	0	4:50	0:00	0:00	0:00	4:50	4	1:12
44	F	LEE Hae-Man	0	0	0	0	0	1	0	1	0	7:36	7:29	8:22	0:00	23:27	15	1:33
55	F	JANG Jong-Ho +A	0	0	0	1	2	0	0	3	0	7:07	8:50	8:22	0:21	24:40	16	1:32
14	F	JUNG Seung-Hwan	0	0	2	0	1	0	0	1	-1	7:11	6:37	6:38	1:55	22:21	19	1:10
27	F	CHO Byeong-Seok	0	0	2	0	1	0	0	1	0	5:43	6:09	6:44	1:55	20:31	15	1:22
28	F	LEE Jong-Kyung	0	1	0	0	0	0	0	0	-1	7:25	7:30	6:38	1:55	23:28	17	1:22
68	D	HAN Min-Su +C	0	1	2	0	1	0	0	1	0	7:54	5:22	6:38	0:21	20:15	16	1:15
88	F	PARK Sang-Hyeon	1	0	0	0	0	1	0	1	-1	6:48	6:09	6:38	1:55	21:30	15	1:26
15	D	PARK Woo-Chul	0	0	0	0	3	1	0	4	0	1:14	5:07	8:22	0:00	14:43	9	1:38
1	GK	CHOI Hyuk-Jun	0	0	0	0	0	0	0	0								
74	GK	CHUNG Young-Hoon	0	0	0	0	0	0	0	0								
<b>Total</b>			<b>1</b>	<b>2</b>	<b>6</b>	<b>4</b>	<b>9</b>	<b>3</b>	<b>0</b>	<b>16</b>								

Head Coach : LEE Young-Kook



#### LEGEND

<b>A</b>	Assists	<b>AVG</b>	Average time on ice / shift	<b>D</b>	Defence	<b>ENG</b>	Empty net goal
<b>EQ</b>	Equal strength	<b>ET/Res</b>	Penalty end time/Result of game	<b>F</b>	Forward	<b>G</b>	Goals
<b>(G)</b>	Goals in tournament	<b>GA</b>	Goals against	<b>GDF</b>	Goal difference	<b>GF</b>	Goals for
<b>GK</b>	Goalkeeper	<b>GP</b>	Games played	<b>GWG</b>	Game winning goal	<b>GWS</b>	Game winning shots
<b>L</b>	Losses	<b>MIP</b>	Minutes in play (GK)	<b>No</b>	Jersey number	<b>OT</b>	Overtime
<b>OTL</b>	Overtime losses	<b>OTW</b>	Overtime wins	<b>PIM</b>	Penalties in minutes	<b>Pos</b>	Position
<b>PP1</b>	Power play - 1 player	<b>PP2</b>	Power play - 2 players	<b>PPG</b>	Power play goals	<b>PS</b>	Penalty shot
<b>PTS</b>	Points	<b>R</b>	Rank	<b>SH1</b>	Shorthanded - 1 player	<b>SH2</b>	Shorthanded - 2 players
<b>SHF</b>	Number of shifts	<b>SHG</b>	Shorthanded goals	<b>SOG</b>	Shots on goal	<b>SVS</b>	Saves
<b>TOT</b>	Total	<b>TPP</b>	Time on power play	<b>TS</b>	Total shots	<b>W</b>	Wins
<b>+/-</b>	Net result of positive and negative participation			<b>+A</b>	Assistant captain	<b>+C</b>	Captain



### SHOT CHART / TABLEAU DES LANCERS

FRI 19 MAR 2010 / VEN 19 MAR 2010 START TIME / DÉBUT 15:30

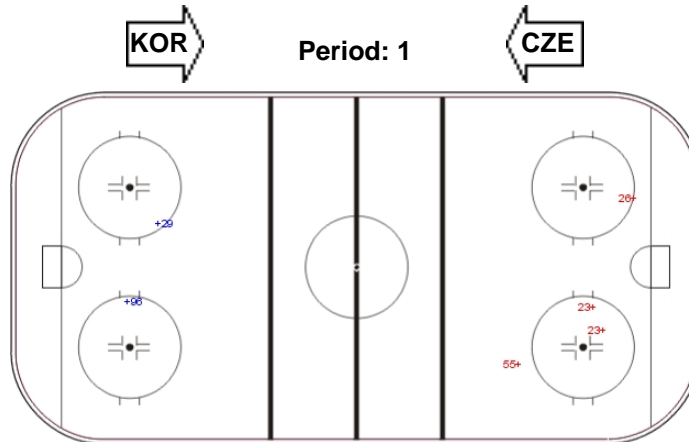
#### CZE - KOR

Shots by CZE

Goals (o): 0    SSG (+): 2  
SSP (<): 0    SPG (-): 0



GK 1 of KOR



Shots by KOR

Goals (o): 0    SSG (+): 4  
SSP (>): 0    SPG (-): 0



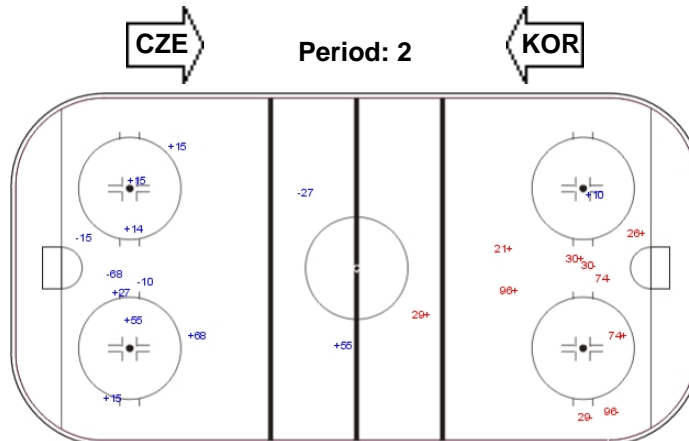
GK 6 of CZE

Shots by KOR

Goals (o): 0    SSG (+): 9  
SSP (<): 0    SPG (-): 4



GK 6 of CZE



Shots by CZE

Goals (o): 0    SSG (+): 6  
SSP (>): 0    SPG (-): 4



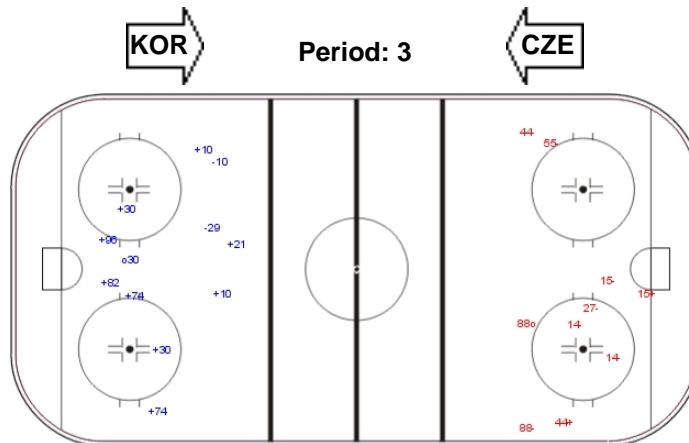
GK 1 of KOR

Shots by CZE

Goals (o): 1    SSG (+): 9  
SSP (<): 0    SPG (-): 2



GK 1 of KOR



Shots by KOR

Goals (o): 1    SSG (+): 2  
SSP (>): 0    SPG (-): 7




GK 6 of CZE



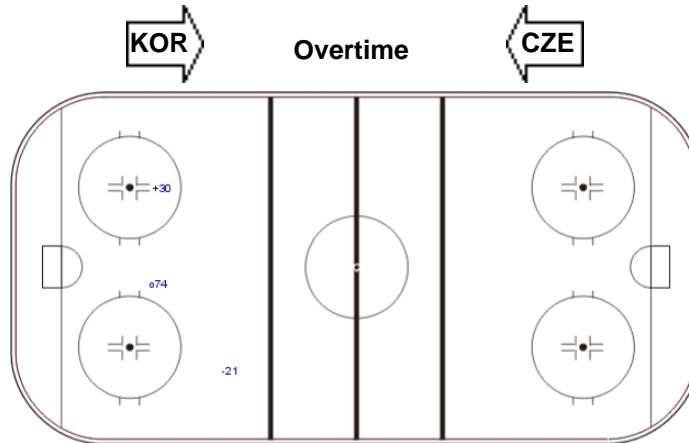
CLASSIFICATIONS - 5TH/6TH - GAME 18  
MANCHE DE CLASSEMENT, 5/6E PLACES - MATCH 18

Shots by CZE

Goals (o): 1    SSG (+): 1  
SSP (<): 0    SPG (-): 1



GK 1 of KOR



Shots by KOR

Goals (o): 0    SSG (+): 0  
SSP (>): 0    SPG (-): 0



GK 6 of CZE

LEGEND

ENG Empty net goal    GK Goalkeeper    SPG Shots past goal    SSG Shots saved by goalkeeper    SSP Shots saved by player



## FACE-OFF CHART / TABLEAU DES REMISES EN JEU

FRI 19 MAR 2010 / VEN 19 MAR 2010 START TIME / DÉBUT 15:30

### CZE - KOR

#### PERIOD 1

	CZE		KOR		CZE		KOR		CZE		KOR		Total wins all zones				
	Def. zone	Att. zone	Neutral zone	Neutral zone	Att. zone	Def. zone	Att. zone	Def. zone	Att. zone	Def. zone	CZE	KOR					
	- 30	+ 28	+ 82	- 55	+ 82	- 55			+ 82	- 55			<table border="1"> <tr> <th>CZE</th> <th>KOR</th> </tr> <tr> <td>11 / 65%</td> <td>6 / 35%</td> </tr> </table>	CZE	KOR	11 / 65%	6 / 35%
CZE	KOR																
11 / 65%	6 / 35%																
	+ 82	- 55	+ 30	- 55	- 82	+ 28			- 82	+ 28							
	+ 74	- 55	- 82	+ 28	- 82	+ 55			- 82	+ 55							
	+ 82	- 28	+ 82	- 28	- 82	+ 55			- 82	+ 55							
	+ 30	- 28	+ 30	- 28													
	+ 82	- 55	- 30	+ 55													
	+ 82	- 28															
Total wins / period	6 / 86%	1 / 14%	4 / 67%	2 / 33%	1 / 25%	3 / 75%											

#### PERIOD 2

	CZE		KOR		CZE		KOR		CZE		KOR		Total wins all zones				
	Def. zone	Att. zone	Neutral zone	Neutral zone	Att. zone	Def. zone	Att. zone	Def. zone	Att. zone	Def. zone	CZE	KOR					
	- 82	+ 55	- 82	+ 55	- 82	+ 55			- 82	+ 55			<table border="1"> <tr> <th>CZE</th> <th>KOR</th> </tr> <tr> <td>9 / 50%</td> <td>9 / 50%</td> </tr> </table>	CZE	KOR	9 / 50%	9 / 50%
CZE	KOR																
9 / 50%	9 / 50%																
	- 30	+ 28	+ 82	- 28	+ 30	- 27			+ 30	- 27							
	- 30	+ 28	- 82	+ 28	+ 82	- 55			+ 82	- 55							
	+ 30	- 55	+ 30	- 55													
	+ 82	- 55	- 30	+ 55													
	+ 30	- 55	+ 82	- 55													
	- 82	+ 27															
	+ 82	- 28															
	- 96	+ 27															
Total wins / period	4 / 44%	5 / 56%	3 / 50%	3 / 50%	2 / 67%	1 / 33%											

#### PERIOD 3

	CZE		KOR		CZE		KOR		CZE		KOR		Total wins all zones				
	Def. zone	Att. zone	Neutral zone	Neutral zone	Att. zone	Def. zone	Att. zone	Def. zone	Att. zone	Def. zone	CZE	KOR					
	+ 30	- 55	+ 30	- 55	+ 82	- 55			+ 82	- 55			<table border="1"> <tr> <th>CZE</th> <th>KOR</th> </tr> <tr> <td>13 / 68%</td> <td>6 / 32%</td> </tr> </table>	CZE	KOR	13 / 68%	6 / 32%
CZE	KOR																
13 / 68%	6 / 32%																
	+ 30	- 28	- 82	+ 28	- 30	+ 28			- 30	+ 28							
	- 30	+ 28	+ 82	- 28	+ 82	- 55			+ 82	- 55							
	+ 30	- 28	+ 82	- 28	- 30	+ 28			- 30	+ 28							
	+ 82	- 55	- 30	+ 28	+ 30	- 55			+ 30	- 55							
	+ 30	- 28	+ 30	- 55	+ 30	- 28			+ 30	- 28							
					- 30	+ 28			- 30	+ 28							
Total wins / period	5 / 83%	1 / 17%	4 / 67%	2 / 33%	4 / 57%	3 / 43%											

#### OVERTIME



CLASSIFICATIONS - 5TH/6TH - GAME 18  
MANCHE DE CLASSEMENT, 5/6E PLACES - MATCH 18

	CZE		KOR		CZE		KOR		Total wins all zones				
	Def. zone	Att. zone	Neutral zone		Att. zone	Def. zone							
Total wins / period			+ 30	- 55	+ 30	- 55	+ 30	- 27	<table border="1"> <thead> <tr> <th>CZE</th> <th>KOR</th> </tr> </thead> <tbody> <tr> <td>4 / 100%</td> <td>0 / 0%</td> </tr> </tbody> </table>	CZE	KOR	4 / 100%	0 / 0%
	CZE	KOR											
4 / 100%	0 / 0%												
			+ 30	- 28									
			2 / 100%	0 / 0%	2 / 100%	0 / 0%							

TOTAL

	CZE		KOR		CZE		KOR		Total wins all zones				
	Def. zone	Att. zone	Neutral zone		Att. zone	Def. zone							
Total wins / game									<table border="1"> <thead> <tr> <th>CZE</th> <th>KOR</th> </tr> </thead> <tbody> <tr> <td>37 / 64%</td> <td>21 / 36%</td> </tr> </tbody> </table>	CZE	KOR	37 / 64%	21 / 36%
	CZE	KOR											
37 / 64%	21 / 36%												
	15 / 68%	7 / 32%	13 / 65%	7 / 35%	9 / 56%	7 / 44%							





HEAD TO HEAD

		KOR							
No.	27	28	55	Tot	wins CZE	Dz	Nz	Az	
CZE	30	2 - 0	7 - 8	10 - 2	29	19 66%	7 64%	7 70%	5 63%
	74			1 - 0	1	1 100%	1 100%		
	82	0 - 1	7 - 4	10 - 5	27	17 63%	7 78%	6 60%	4 50%
	96	0 - 1			1	0 0%	0 0%		
	<b>Tot</b>	<b>4</b>	<b>26</b>	<b>28</b>	<b>58</b>	<b>37 64%</b>	<b>15 68%</b>	<b>13 65%</b>	<b>9 56%</b>
<b>wins KOR</b>	2 50%	12 46%	7 25%	21 36%					
<b>Dz</b>	0 0%	4 80%	3 33%	7 44%					
<b>Nz</b>		4 40%	3 30%	7 35%					
<b>Az</b>	2 100%	4 36%	1 11%	7 32%					

LEGEND

**Az** Attacking Zone

**Dz** Defending zone

**Nz** Neutral zone

**Tot** Total face-offs played



## LINE-UPS / ALIGNEMENTS

FRI 19 MAR 2010 / VEN 19 MAR 2010 START TIME / DÉBUT 19:00

### NOR - CAN

#### Referee(s)

MORRISON Johnathan (USA)

#### Linesmen

FRERICHS Brian (USA) , ROETHLISBERGER Brad Anton (USA)

#### Goalkeepers

Team: NOR

No.	Name	Gen
1	JOHANSEN Roger	M
19	DENG Kissinger	M

Team: CAN

No.	Name	Gen
57	ROSEN Paul	M
22	ST-AMAND Benoit	M

#### Team Line-ups

Team: NOR (red)

No.	Pos.	Name	Gen
4	D	ROVELSTAD Tommy +C	M
9	D	VAERNES Morten	M
3	F	PEDERSEN Rolf Einar +A	M
13	F	ROYNE Kjell Vidar	M
17	F	JOHANSEN Loyd Remi	M
7	D	HAGEN Eskil +A	M
16	D	NORDSTOGA Knut Andre	M
8	F	SVEE Stig Tore	M
11	F	BJORNSTAD Helge	M
22	F	BAKKE Audun	M
21	D	AUSTEVOLL Ole Bjarte	M

Team: CAN (white)

No.	Pos.	Name	Gen
11	D	DIXON Adam	M
17	D	LABONTE Jean +C	M
12	F	WESTLAKE Greg +A	M
19	F	NICHOLSON Todd	M
27	F	BOWDEN Brad +A	M
21	D	GRASSI Raymond	M
29	D	MURRAY Graeme	M
7	F	DORION Marc	M
8	F	BOOKER Jeremy	M
18	F	BRIDGES Billy	M
3	F	LORD Herve	M
4	F	WHITSON Derek	M
10	F	MATHESON Shawn	M

Head Coach: HAGLUND Morten

Head Coach: SNYDER Jeff

#### LEGEND

<b>D</b>	Defence	<b>F</b>	Forward	<b>Gen</b>	Gender	<b>No</b>	Jersey number
<b>Pos</b>	Position	<b>+A</b>	Assistant Captain	<b>+C</b>	Captain		



## GAME SUMMARY / RÉSUMÉ DE LA PARTIE

FRI 19 MAR 2010 / VEN 19 MAR 2010 START TIME / DÉBUT 19:00 END TIME / FINI À 21:00

**NOR - CAN 2 - 1 (0 - 0, 0 - 0, 2 - 1)**

Spectators	Referee(s)	Linesmen
5462	MORRISON Johnathan (USA)	FRERICHS Brian (USA) , ROETHLISBERGER Brad Anton (USA)

### Team Statistics

Period	Score	SVS	SOG	PIM	TPP	PPG	SHG
1	0 : 0	3 : 1	1 : 3	2 : 0	00:00 : 02:00	0 : 0	0 : 0
2	0 : 0	14 : 3	3 : 14	6 : 0	00:00 : 05:53	0 : 0	0 : 0
3	2 : 1	0 : 6	8 : 1	2 : 6	02:37 : 00:31	0 : 0	0 : 0
<b>Total</b>	<b>2 : 1</b>	<b>17 : 10</b>	<b>12 : 18</b>	<b>10 : 6</b>	<b>02:37 : 08:24</b>	<b>0 : 0</b>	<b>0 : 0</b>

### 1st Period

Action	Time	ET/Res	Team	Type	No	Name	(G)	Name of Assistant(s) / Action Description
GK	00:00		NOR		1	JOHANSEN R		- Goalkeeper in
GK	00:00		CAN		57	ROSEN P		- Goalkeeper in
Penalty	12:50	14:50	NOR	2 min.	11	BJORNSTAD H		- Hooking

### 2nd Period

Action	Time	ET/Res	Team	Type	No	Name	(G)	Name of Assistant(s) / Action Description
Penalty	20:34	22:34	NOR	2 min.	17	JOHANSEN LR		- Elbowing
Penalty	23:54	25:54	NOR	2 min.	8	SVEE ST		- Interference
Penalty	28:07	30:07	NOR	2 min.	13	ROYNE KV		- Teeing

### 3rd Period

Action	Time	ET/Res	Team	Type	No	Name	(G)	Name of Assistant(s) / Action Description
<b>Goal</b>	<b>32:45</b>	<b>0 : 1</b>	<b>CAN</b>	<b>EQ</b>	<b>11</b>	<b>DIXON A</b>	(4)	12 WESTLAKE G On Ice NOR 1 4 8 9 13 22 CAN 57 11 12 17 18 27
Penalty	33:19	35:19	CAN	2 min.	11	DIXON A		- Teeing
Penalty	33:56	35:56	CAN	2 min.	7	DORION M		- High Sticking
Penalty	35:16	37:19	CAN	2 min.	18	BRIDGES B		- Interference / start serving at 35:19
Penalty	35:43	37:43	NOR	2 min.	11	BJORNSTAD H		- Illegal or Dangerous Equipment (Equipment Infraction)
Penalty	36:08		CAN	<b>PS</b>	11	DIXON A		- Falling on the Puck by the Player / Goalkeeper
<b>Goal</b>	<b>36:08</b>	<b>1 : 1</b>	<b>NOR</b>	<b>PS</b>	<b>3</b>	<b>PEDERSEN RE</b>	(1)	On Ice NOR 3 CAN 57
<b>Goal</b>	<b>44:56</b>	<b>2 : 1</b>	<b>NOR</b>	<b>EQ</b>	<b>7</b>	<b>HAGEN E</b>	(1)	On Ice NOR 1 3 4 7 9 17 CAN 57 7 11 12 17 18
GK	45:00		NOR					1 JOHANSEN R - Goalkeeper out
GK	45:00		CAN					57 ROSEN P - Goalkeeper out

### Goalkeeper Records

Team : NOR - Norway

No	Name	SOG	SVS	MIP
1	JOHANSEN Roger	18	17	45:00
19	DENG Kissinger			

Team : CAN - Canada

No	Name	SOG	SVS	MIP
57	ROSEN Paul	12	10	45:00
22	ST-AMAND Benoit			

### Game Statistics

Team : NOR (red)											Shots on Goal					Time on Ice				
No	Pos	Name	G	A	PIM	1	2	3	OT	TS	+/-	1	2	3	OT	TOT	SHF	AVG		
3	F	PEDERSEN Rolf Einar +A	1	0	0	0	0	3		3	+1	7:50	6:14	10:25		24:29	21	1:09		



No	Pos	Name	G	A	PIM	Shots on Goal					+/-	Time on Ice					
						1	2	3	OT	TS		1	2	3	OT	TOT	SHF
4	D	ROVELSTAD Tommy +C	0	0	0	0	1	2		3	0	7:01	7:17	9:02	23:20	20	1:10
9	D	VAERNES Morten	0	0	0	0	0	0		0	0	7:53	6:13	6:52	20:58	16	1:18
13	F	ROYNE Kjell Vidar	0	0	2	1	0	0		1	-1	5:26	5:17	2:24	13:07	12	1:05
17	F	JOHANSEN Loyd Remi	0	0	2	0	0	0		0	+1	6:18	3:11	5:08	14:37	12	1:13
7	D	HAGEN Eskil +A	1	0	0	0	2	1		3	+1	11:46	11:56	14:05	37:47	24	1:34
8	F	SVEE Stig Tore	0	0	2	0	0	0		0	-1	7:15	8:32	7:09	22:56	19	1:12
11	F	BJORNSTAD Helge	0	0	4	0	0	1		1	0	7:37	9:45	10:58	28:20	23	1:13
16	D	NORDSTOGA Knut Andre	0	0	0	0	0	0		0	0	3:30	4:39	1:38	9:47	10	0:58
22	F	BAKKE Audun	0	0	0	0	0	1		1	-1	8:47	6:16	5:10	20:13	13	1:33
21	D	AUSTEVOLL Ole Bjarte	0	0	0	0	0	0		0	0	0:00	0:00	0:00	0:00	0	0:00
1	GK	JOHANSEN Roger	0	0	0	0	0	0		0							
19	GK	DENG Kissinger	0	0	0	0	0	0		0							
<b>Total</b>			<b>2</b>	<b>0</b>	<b>10</b>	<b>1</b>	<b>3</b>	<b>8</b>		<b>12</b>							

Head Coach : HAGLUND Morten

Team : CAN (white)

No	Pos	Name	G	A	PIM	Shots on Goal					+/-	Time on Ice					
						1	2	3	OT	TS		1	2	3	OT	TOT	SHF
11	D	DIXON Adam	1	0	2	0	0	1		1	0	10:15	11:05	8:11	29:31	18	1:38
12	F	WESTLAKE Greg +A	0	1	0	0	3	0		3	0	8:03	6:55	9:25	24:23	21	1:09
17	D	LABONTE Jean +C	0	0	0	0	1	0		1	0	8:37	11:05	10:03	29:45	20	1:29
19	F	NICHOLSON Todd	0	0	0	0	0	0		0	0	4:22	6:19	0:03	10:44	10	1:04
27	F	BOWDEN Brad +A	0	0	0	1	3	0		4	+1	8:45	8:55	6:56	24:36	19	1:17
7	F	DORION Marc	0	0	2	2	2	0		4	-1	2:26	6:12	5:21	13:59	16	0:52
8	F	BOOKER Jeremy	0	0	0	0	1	0		1	0	2:29	4:38	5:16	12:23	15	0:49
18	F	BRIDGES Billy	0	0	2	0	1	0		1	0	7:24	7:02	8:12	22:38	19	1:11
21	D	GRASSI Raymond	0	0	0	0	0	0		0	0	6:22	3:29	6:09	16:00	16	1:00
29	D	MURRAY Graeme	0	0	0	0	0	0		0	0	4:44	4:21	4:16	13:21	15	0:53
3	F	LORD Herve	0	0	0	0	1	0		1	0	3:09	2:05	4:55	10:09	11	0:55
4	F	WHITSON Derek	0	0	0	0	0	0		0	0	4:39	1:26	0:00	6:05	5	1:13
10	F	MATHESON Shawn	0	0	0	0	2	0		2	0	3:45	1:26	0:03	5:14	6	0:52
22	GK	ST-AMAND Benoit	0	0	0	0	0	0		0							
57	GK	ROSEN Paul	0	0	0	0	0	0		0							
<b>Total</b>			<b>1</b>	<b>1</b>	<b>6</b>	<b>3</b>	<b>14</b>	<b>1</b>		<b>18</b>							

Head Coach : SNYDER Jeff



#### LEGEND

<b>A</b>	Assists	<b>AVG</b>	Average time on ice / shift	<b>D</b>	Defence	<b>ENG</b>	Empty net goal
<b>EQ</b>	Equal strength	<b>ET/Res</b>	Penalty end time/Result of game	<b>F</b>	Forward	<b>G</b>	Goals
<b>(G)</b>	Goals in tournament	<b>GA</b>	Goals against	<b>GDF</b>	Goal difference	<b>GF</b>	Goals for
<b>GK</b>	Goalkeeper	<b>GP</b>	Games played	<b>GWG</b>	Game winning goal	<b>GWS</b>	Game winning shots
<b>L</b>	Losses	<b>MIP</b>	Minutes in play (GK)	<b>No</b>	Jersey number	<b>OT</b>	Overtime
<b>OTL</b>	Overtime losses	<b>OTW</b>	Overtime wins	<b>PIM</b>	Penalties in minutes	<b>Pos</b>	Position
<b>PP1</b>	Power play - 1 player	<b>PP2</b>	Power play - 2 players	<b>PPG</b>	Power play goals	<b>PS</b>	Penalty shot
<b>PTS</b>	Points	<b>R</b>	Rank	<b>SH1</b>	Shorthanded - 1 player	<b>SH2</b>	Shorthanded - 2 players
<b>SHF</b>	Number of shifts	<b>SHG</b>	Shorthanded goals	<b>SOG</b>	Shots on goal	<b>SVS</b>	Saves
<b>TOT</b>	Total	<b>TPP</b>	Time on power play	<b>TS</b>	Total shots	<b>W</b>	Wins
<b>+/-</b>	Net result of positive and negative participation			<b>+A</b>	Assistant captain	<b>+C</b>	Captain



## SHOT CHART / TABLEAU DES LANCERS

FRI 19 MAR 2010 / VEN 19 MAR 2010 START TIME / DÉBUT 19:00

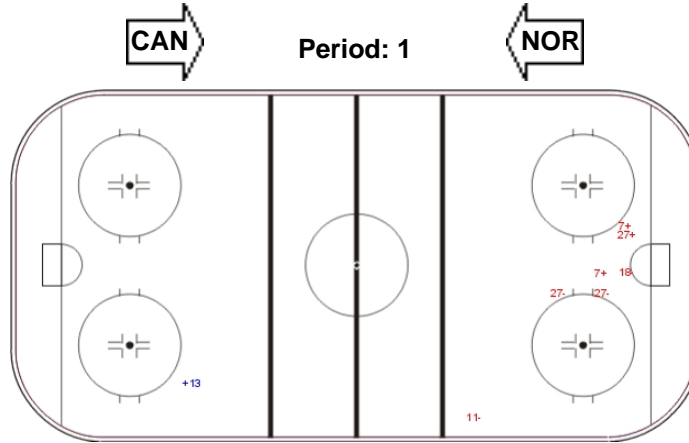
### NOR - CAN

Shots by NOR

Goals (o): 0 SSG (+): 1  
SSP (<): 0 SPG (-): 0



GK 57 of CAN



Shots by CAN

Goals (o): 0 SSG (+): 3  
SSP (>): 0 SPG (-): 4



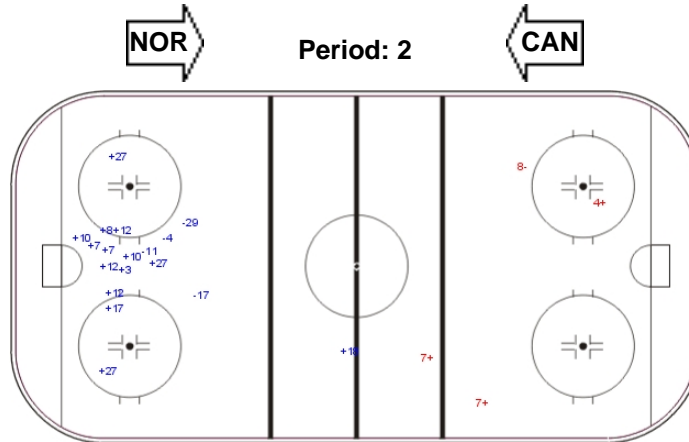
GK 1 of NOR

Shots by CAN

Goals (o): 0 SSG (+): 14  
SSP (<): 0 SPG (-): 4



GK 1 of NOR



Shots by NOR


Goals (o): 0 SSG (+): 3  
SSP (>): 0 SPG (-): 1



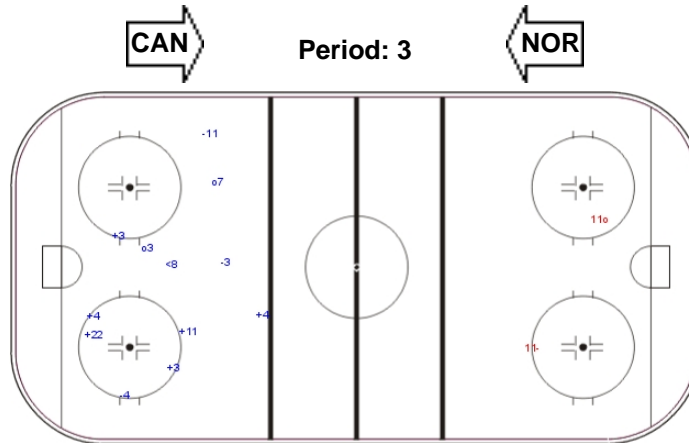
GK 57 of CAN

Shots by NOR

Goals (o): 2 SSG (+): 6  
SSP (<): 1 SPG (-): 3




GK 57 of CAN



Shots by CAN

Goals (o): 1 SSG (+): 0  
SSP (>): 0 SPG (-): 1



GK 1 of NOR

#### LEGEND

**ENG** Empty net goal

**GK** Goalkeeper

**SPG** Shots past goal

**SSG** Shots saved by goalkeeper

**SSP** Shots saved by player



## FACE-OFF CHART / TABLEAU DES REMISES EN JEU

FRI 19 MAR 2010 / VEN 19 MAR 2010 START TIME / DÉBUT 19:00

### NOR - CAN

#### PERIOD 1

	NOR		CAN		Neutral zone		Total wins all zones	
	Def. zone	Att. zone	Def. zone	Att. zone	Att. zone	Def. zone	NOR	CAN
	+ 3	- 18	- 8	+ 19			4 / 57%	3 / 43%
	+ 3	- 19	- 3	+ 3				
	+ 8	- 18						
	- 3	+ 12						
	+ 8	- 18						
Total wins / period	4 / 80%	1 / 20%	0 / 0%	2 / 100%				

#### PERIOD 2

	NOR		CAN		Neutral zone		Total wins all zones	
	Def. zone	Att. zone	Def. zone	Att. zone	Att. zone	Def. zone	NOR	CAN
	+ 3	- 18	+ 8	- 19	+ 3	- 3	9 / 53%	8 / 47%
	+ 9	- 3	- 8	+ 19	- 3	+ 18		
	+ 8	- 19	- 3	+ 18	- 8	+ 18		
	- 8	+ 18						
	- 8	+ 3						
	+ 3	- 3						
	+ 8	- 18						
	- 11	+ 18						
	+ 3	- 19						
	+ 11	- 19						
	- 8	+ 18						
Total wins / period	7 / 64%	4 / 36%	1 / 33%	2 / 67%	1 / 33%	2 / 67%		

#### PERIOD 3

	NOR		CAN		Neutral zone		Total wins all zones	
	Def. zone	Att. zone	Def. zone	Att. zone	Att. zone	Def. zone	NOR	CAN
	- 3	+ 12	+ 8	- 18	- 3	+ 12	8 / 42%	11 / 58%
	- 3	+ 7	- 3	+ 3	+ 3	- 18		
	+ 8	- 18	- 8	+ 12	- 3	+ 12		
	- 3	+ 3	- 3	+ 18	- 8	+ 18		
	+ 3	- 3	+ 3	- 12	- 8	+ 18		
			- 3	+ 12	+ 8	- 18		
			+ 3	- 12	+ 3	- 18		
Total wins / period	2 / 40%	3 / 60%	3 / 43%	4 / 57%	3 / 43%	4 / 57%		

#### TOTAL



	NOR		CAN		NOR		CAN		Total wins all zones	
	Def. zone	Att. zone	Neutral zone		Att. zone	Def. zone			NOR	CAN
Total wins / game	13 / 62%	8 / 38%	4 / 33%	8 / 67%	4 / 40%	6 / 60%			21 / 49%	22 / 51%





HEAD TO HEAD

		CAN					Tot	wins NOR	Dz	Nz	Az
No.		3	7	12	18	19					
NOR	3	3 - 3	0 - 1	2 - 5	4 - 3	2 - 0	23	11 48%	6 60%	2 29%	3 50%
	8	0 - 1		0 - 1	6 - 5	2 - 2	17	8 47%	5 63%	2 40%	1 25%
	9	1 - 0					1	1 100%	1 100%		
	11				0 - 1	1 - 0	2	1 50%	1 50%		
<b>Tot</b>		8	1	8	19	7	43	21 49%	13 62%	4 33%	4 40%
<b>wins CAN</b>		4 50%	1 100%	6 75%	9 47%	2 29%	22 51%				
<b>Dz</b>		0 0%		2 100%	4 57%		6 60%				
<b>Nz</b>		2 100%		2 50%	2 67%	2 67%	8 67%				
<b>Az</b>		2 40%	1 100%	2 100%	3 33%	0 0%	8 38%				

LEGEND

**Az** Attacking Zone

**Dz** Defending zone

**Nz** Neutral zone

**Tot** Total face-offs played



## LINE-UPS / ALIGNEMENTS

SAT 20 MAR 2010 / SAM 20 MAR 2010 START TIME / DÉBUT 12:00

### USA - JPN

#### Referee(s)

HEGLE Petter Vojan (NOR)

#### Linesmen

RICHARDSON Steven (NOR) , TOODE Maksim (EST)

#### Goalkeepers

##### Team: USA

No.	Name	Gen
34	CASH Steve	M
27	BLABAC Mike	M

##### Team: JPN

No.	Name	Gen
39	NAGASE Mitsuru	M
21	FUKUSHIMA Shinobu	M

#### Team Line-ups

##### Team: USA (blue)

No.	Pos.	Name	Gen
4	D	CONNELLY Jimmy +A	M
9	D	YOHE Andy +C	M
3	F	JONES Tim	M
5	F	EMMERSON Brad	M
20	F	PAGE Adam	M
<hr/>			
15	D	LANDEROS Nikko	M
19	D	CHACE Taylor +A	M
21	F	SALAMONE Alexi	M
23	F	HOWARD Joe	M
25	F	TORRES Bubba	M
<hr/>			
7	F	LIPSETT Taylor	M
8	F	SHAW Greg	M
14	F	PAULS Josh	M

Head Coach: MALUTA Ray

##### Team: JPN (white)

No.	Pos.	Name	Gen
10	D	ENDO Takayuki +C	M
23	D	ISHIDA Naohiko	M
25	F	MISAWA Eiji	M
27	F	ANNAKA Mikio	M
59	F	ITO Noritaka	M
<hr/>			
18	D	NAKAMURA Toshiyuki	M
24	D	SUDO Satoru +A	M
13	F	YOSHIKAWA Mamoru	M
32	F	UEHARA Daisuke	M
55	F	TAKAHASHI Kazuhiro +A	M
<hr/>			
17	F	MAJIMA Makoto	M
29	F	MARUO Tomohiko	M
33	F	YAGUCHI Atsuya	M

Head Coach: NAKAKITA Kojin

#### LEGEND

<b>D</b>	Defence	<b>F</b>	Forward	<b>Gen</b>	Gender	<b>No</b>	Jersey number
<b>Pos</b>	Position	<b>+A</b>	Assistant Captain	<b>+C</b>	Captain		



## GAME SUMMARY / RÉSUMÉ DE LA PARTIE

SAT 20 MAR 2010 / SAM 20 MAR 2010 START TIME / DÉBUT 12:00 END TIME / FINI À 13:43

**USA - JPN 2 - 0 (1 - 0, 0 - 0, 1 - 0)**

Spectators	Referee(s)	Linesmen
5810	HEGLE Petter Vojan (NOR)	RICHARDSON Steven (NOR) , TOODE Maksim (EST)

### Team Statistics

Period	Score	SVS	SOG	PIM	TPP	PPG	SHG
1	1 : 0	1 : 4	5 : 1	4 : 2	01:48 : 04:00	1 : 0	0 : 0
2	0 : 0	0 : 6	6 : 0	0 : 0	00:00 : 00:00	0 : 0	0 : 0
3	1 : 0	4 : 4	5 : 4	2 : 4	02:12 : 01:35	1 : 0	0 : 0
<b>Total</b>	<b>2 : 0</b>	<b>5 : 14</b>	<b>16 : 5</b>	<b>6 : 6</b>	<b>04:00 : 05:35</b>	<b>2 : 0</b>	<b>0 : 0</b>

### 1st Period

Action	Time	ET/Res	Team	Type	No	Name	(G)	Name of Assistant(s) / Action Description
GK	00:00		USA		34	CASH S		- Goalkeeper in
GK	00:00		JPN		39	NAGASE M		- Goalkeeper in
Penalty	02:22	04:10	JPN	2 min.	25	MISAWA E		- Interference
<b>Goal</b>	<b>04:10</b>	<b>1 : 0</b>	<b>USA</b>	<b>PP1</b>	<b>21</b>	<b>SALAMONE A</b>	(4)	23 HOWARD J 7 LIPSETT T On Ice USA 34 7 9 19 21 23 JPN 39 10 24 32 55
Penalty	04:44	06:44	USA	2 min.	9	YOHE A		- Elbowing
Penalty	11:47	13:47	USA	2 min.	23	HOWARD J		- Roughing

### 2nd Period

Action	Time	ET/Res	Team	Type	No	Name	(G)	Name of Assistant(s) / Action Description
Penalty	16:40		USA	PS	9	YOHE A		- Holding
PS.miss	16:40		JPN	PS	10	ENDO T		

### 3rd Period

Action	Time	ET/Res	Team	Type	No	Name	(G)	Name of Assistant(s) / Action Description
Penalty	34:56	36:56	JPN	2 min.	23	ISHIDA N		- Roughing
Penalty	36:31	38:31	USA	2 min.	7	LIPSETT T		- Hooking
Penalty	43:05	43:42	JPN	2 min.	59	ITO N		- Holding
<b>Goal</b>	<b>43:42</b>	<b>2 : 0</b>	<b>USA</b>	<b>PP1</b>	<b>7</b>	<b>LIPSETT T</b>	(5)	23 HOWARD J On Ice USA 34 7 9 19 21 23 JPN 39 10 24 32 55
GK	44:30		JPN					39 NAGASE M - Goalkeeper out
GK	45:00		USA					34 CASH S - Goalkeeper out

### Goalkeeper Records

#### Team : USA - United States

No	Name	SOG	SVS	MIP
34	CASH Steve	5	5	45:00
27	BLABAC Mike			

#### Team : JPN - Japan

No	Name	SOG	SVS	MIP
39	NAGASE Mitsuru	16	14	44:30
21	FUKUSHIMA Shinobu			

### Game Statistics

Team : USA (blue)																	
No	Pos	Name	Shots on Goal							Time on Ice							
			G	A	PIM	1	2	3	OT	TS	+/-	1	2	3	OT	TOT	SHF
3	F	JONES Tim	0	0	0	0	0	1	1	0	3:27	4:18	4:11		11:56	11	1:05
4	D	CONNELLY Jimmy +A	0	0	0	0	0	0	0	0	6:24	7:27	5:32		19:23	14	1:23
5	F	EMMERSON Brad	0	0	0	0	0	0	0	0	4:33	3:57	5:53		14:23	12	1:11
9	D	YOHE Andy +C	0	0	2	1	1	0	2	0	8:22	6:52	9:14		24:28	20	1:13



No	Pos	Name	Shots on Goal							Time on Ice								
			G	A	PIM	1	2	3	OT	TS	+/-	1	2	3	OT	TOT	SHF	AVG
20	F	PAGE Adam	0	0	0	1	0	0		1	0	4:32	4:10	2:53		11:35	10	1:09
15	D	LANDEROS Nikko	0	0	0	0	0	1		1	0	6:44	7:02	5:53		19:39	12	1:38
19	D	CHACE Taylor +A	0	0	0	1	0	0		1	0	8:34	8:37	9:15		26:26	14	1:53
21	F	SALAMONE Alexi	1	0	0	2	0	0		2	0	5:24	4:24	6:36		16:24	12	1:22
23	F	HOWARD Joe	0	2	2	0	0	1		1	0	5:16	4:37	6:36		16:29	12	1:22
25	F	TORRES Bubba	0	0	0	0	0	0		0	0	5:41	4:24	3:39		13:44	9	1:31
7	F	LIPSETT Taylor	1	1	2	0	4	2		6	0	4:19	6:24	4:23		15:06	10	1:30
8	F	SHAW Greg	0	0	0	0	1	0		1	0	5:03	6:24	3:48		15:15	11	1:23
14	F	PAULS Josh	0	0	0	0	0	0		0	0	2:34	6:17	4:56		13:47	9	1:31
27	GK	BLABAC Mike	0	0	0	0	0	0		0								
34	GK	CASH Steve	0	0	0	0	0	0		0								
<b>Total</b>			<b>2</b>	<b>3</b>	<b>6</b>	<b>5</b>	<b>6</b>	<b>5</b>		<b>16</b>								

Head Coach : MALUTA Ray

Team : JPN (white)

No	Pos	Name	Shots on Goal							Time on Ice								
			G	A	PIM	1	2	3	OT	TS	+/-	1	2	3	OT	TOT	SHF	AVG
10	D	ENDO Takayuki +C	0	0	0	1	0	0		1	0	11:34	10:23	11:02		32:59	19	1:44
23	D	ISHIDA Naohiko	0	0	2	0	0	0		0	0	8:30	11:35	9:11		29:16	20	1:27
25	F	MISAWA Eiji	0	0	2	0	0	0		0	0	5:22	5:21	6:08		16:51	16	1:03
27	F	ANNAKA Mikio	0	0	0	0	0	0		0	0	5:10	5:37	6:06		16:53	14	1:12
59	F	ITO Noritaka	0	0	2	0	0	0		0	0	8:02	6:43	8:02		22:47	18	1:15
13	F	YOSHIKAWA Mamoru	0	0	0	0	0	0		0	0	6:35	8:08	4:17		19:00	15	1:16
18	D	NAKAMURA Toshiyuki	0	0	0	0	0	0		0	0	0:00	1:09	0:00		1:09	1	1:09
24	D	SUDO Satoru +A	0	0	0	0	0	1		1	0	10:19	8:04	11:42		30:05	16	1:52
32	F	UEHARA Daisuke	0	0	0	0	0	1		1	0	8:34	9:31	9:16		27:21	18	1:31
55	F	TAKAHASHI Kazuhiro +A	0	0	0	0	0	2		2	0	9:03	8:34	7:27		25:04	15	1:40
17	F	MAJIMA Makoto	0	0	0	0	0	0		0	0	0:00	0:00	0:00		0:00	0	0:00
29	F	MARUO Tomohiko	0	0	0	0	0	0		0	0	0:00	0:00	0:00		0:00	0	0:00
33	F	YAGUCHI Atsuya	0	0	0	0	0	0		0	0	0:00	0:00	0:00		0:00	0	0:00
21	GK	FUKUSHIMA Shinobu	0	0	0	0	0	0		0								
39	GK	NAGASE Mitsuru	0	0	0	0	0	0		0								
<b>Total</b>			<b>0</b>	<b>0</b>	<b>6</b>	<b>1</b>	<b>0</b>	<b>4</b>		<b>5</b>								

Head Coach : NAKAKITA Kojin



#### LEGEND

<b>A</b>	Assists	<b>AVG</b>	Average time on ice / shift	<b>D</b>	Defence	<b>ENG</b>	Empty net goal
<b>EQ</b>	Equal strength	<b>ET/Res</b>	Penalty end time/Result of game	<b>F</b>	Forward	<b>G</b>	Goals
<b>(G)</b>	Goals in tournament	<b>GA</b>	Goals against	<b>GDF</b>	Goal difference	<b>GF</b>	Goals for
<b>GK</b>	Goalkeeper	<b>GP</b>	Games played	<b>GWG</b>	Game winning goal	<b>GWS</b>	Game winning shots
<b>L</b>	Losses	<b>MIP</b>	Minutes in play (GK)	<b>No</b>	Jersey number	<b>OT</b>	Overtime
<b>OTL</b>	Overtime losses	<b>OTW</b>	Overtime wins	<b>PIM</b>	Penalties in minutes	<b>Pos</b>	Position
<b>PP1</b>	Power play - 1 player	<b>PP2</b>	Power play - 2 players	<b>PPG</b>	Power play goals	<b>PS</b>	Penalty shot
<b>PTS</b>	Points	<b>R</b>	Rank	<b>SH1</b>	Shorthanded - 1 player	<b>SH2</b>	Shorthanded - 2 players
<b>SHF</b>	Number of shifts	<b>SHG</b>	Shorthanded goals	<b>SOG</b>	Shots on goal	<b>SVS</b>	Saves
<b>TOT</b>	Total	<b>TPP</b>	Time on power play	<b>TS</b>	Total shots	<b>W</b>	Wins
<b>+/-</b>	Net result of positive and negative participation			<b>+A</b>	Assistant captain	<b>+C</b>	Captain



## SHOT CHART / TABLEAU DES LANCERS

SAT 20 MAR 2010 / SAM 20 MAR 2010 START TIME / DÉBUT 12:00

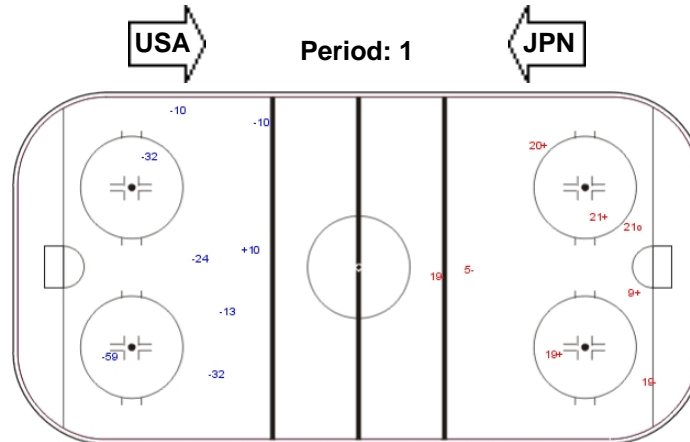
### USA - JPN

Shots by JPN

Goals (o): 0 SSG (+): 1  
SSP (<): 0 SPG (-): 7



GK 34 of USA



Shots by USA

Goals (o): 1 SSG (+): 4  
SSP (>): 0 SPG (-): 3



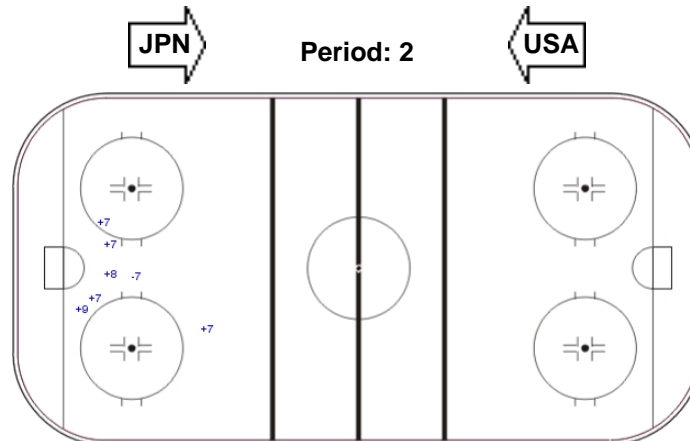
GK 39 of JPN

Shots by USA

Goals (o): 0 SSG (+): 6  
SSP (<): 0 SPG (-): 1



GK 39 of JPN



Shots by JPN

Goals (o): 0 SSG (+): 0  
SSP (>): 0 SPG (-): 0



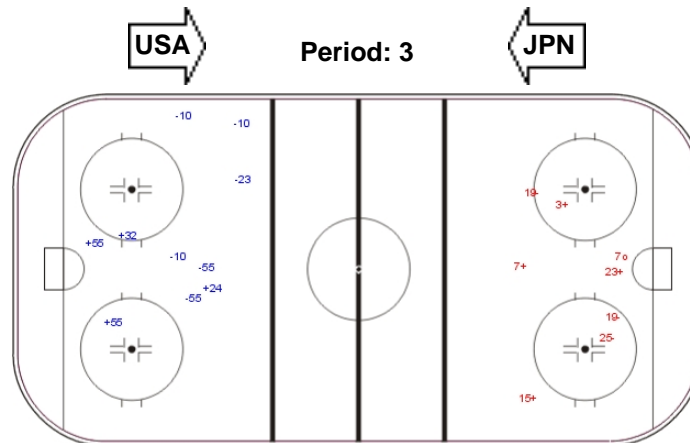
GK 34 of USA

Shots by JPN

Goals (o): 0 SSG (+): 4  
SSP (<): 0 SPG (-): 6



GK 34 of USA



Shots by USA

Goals (o): 1 SSG (+): 4  
SSP (>): 0 SPG (-): 3



GK 39 of JPN

#### LEGEND

**ENG** Empty net goal    **GK** Goalkeeper    **SPG** Shots past goal    **SSG** Shots saved by goalkeeper    **SSP** Shots saved by player



## FACE-OFF CHART / TABLEAU DES REMISES EN JEU

SAT 20 MAR 2010 / SAM 20 MAR 2010 START TIME / DÉBUT 12:00

### USA - JPN

#### PERIOD 1

	USA		JPN		USA		JPN		USA		JPN		Total wins all zones
	Def. zone	Att. zone	Neutral zone	Neutral zone	Att. zone	Def. zone	Att. zone	Def. zone	Att. zone	Def. zone	Att. zone		
	+ 19	- 55	- 5	+ 25	- 8	+ 55							
	- 5	+ 55	- 5	+ 25	- 23	+ 55							
	- 8	+ 25	+ 23	- 25	+ 23	- 25							
	+ 23	- 55											
	- 8	+ 55											
	- 19	+ 55											
	- 5	+ 13											
Total wins / period	2 / 29%	5 / 71%	1 / 33%	2 / 67%	1 / 33%	2 / 67%	4 / 31%	9 / 69%					

#### PERIOD 2

	USA		JPN		USA		JPN		USA		JPN		Total wins all zones
	Def. zone	Att. zone	Neutral zone	Neutral zone	Att. zone	Def. zone	Att. zone	Def. zone	Att. zone	Def. zone	Att. zone		
	+ 8	- 55	- 5	+ 25	+ 23	- 25							
	- 8	+ 25	- 5	+ 25	+ 5	- 25							
					- 23	+ 55							
					+ 8	- 55							
Total wins / period	1 / 50%	1 / 50%	0 / 0%	2 / 100%	3 / 75%	1 / 25%	4 / 50%	4 / 50%					

#### PERIOD 3

	USA		JPN		USA		JPN		USA		JPN		Total wins all zones
	Def. zone	Att. zone	Neutral zone	Neutral zone	Att. zone	Def. zone	Att. zone	Def. zone	Att. zone	Def. zone	Att. zone		
	+ 5	- 25	+ 5	- 25	+ 23	- 25							
	+ 8	- 55	+ 23	- 55	+ 23	- 32							
	- 8	+ 55	+ 8	- 55	+ 23	- 55							
	+ 5	- 55											
	- 23	+ 25											
	+ 23	- 25											
	+ 23	- 25											
Total wins / period	5 / 71%	2 / 29%	3 / 100%	0 / 0%	3 / 100%	0 / 0%	11 / 85%	2 / 15%					

#### TOTAL

	USA		JPN		USA		JPN		USA		JPN		Total wins all zones
	Def. zone	Att. zone	Neutral zone	Neutral zone	Att. zone	Def. zone	Att. zone	Def. zone	Att. zone	Def. zone	Att. zone		
Total wins / game	8 / 50%	8 / 50%	4 / 50%	4 / 50%	7 / 70%	3 / 30%	19 / 56%	15 / 44%					



HEAD TO HEAD

		JPN								
	No.	13	25	32	55	Tot	wins USA	Dz	Nz	Az
USA	5	0 - 1	3 - 4		1 - 1	10	4 40%	2 50%	1 20%	1 100%
	8		0 - 2		4 - 3	9	4 44%	2 33%	1 100%	1 50%
	19				1 - 1	2	1 50%	1 50%		
	23		6 - 1	1 - 0	3 - 2	13	10 77%	3 75%	2 100%	5 71%
	<b>Tot</b>		1	16	1	16	34	19 56%	8 50%	4 50%
	<b>wins JPN</b>	1 100%	7 44%	0 0%	7 44%	15 44%				
	<b>Dz</b>		0 0%	0 0%	3 60%	3 30%				
	<b>Nz</b>		4 67%		0 0%	4 50%				
	<b>Az</b>	1 100%	3 50%		4 44%	8 50%				

LEGEND

**Az** Attacking Zone

**Dz** Defending zone

**Nz** Neutral zone

**Tot** Total face-offs played





## TEAM STATISTICS / STATISTIQUES DES ÉQUIPES

As of SAT 20 MAR 2010 / En date du SAM 20 MAR 2010

### Scoring Efficiency

(Ranked by highest SG% / highest GP)

R	Team	GP	GF	SSG	SOG	SG%
1	CAN	5	21	77	98	<b>21.43</b>
2	USA	5	19	70	89	<b>21.35</b>
3	JPN	5	10	55	65	<b>15.38</b>
4	CZE	5	10	61	71	<b>14.08</b>
5	ITA	5	7	45	52	<b>13.46</b>
6	KOR	5	5	46	51	<b>9.80</b>
7	SWE	5	4	43	47	<b>8.51</b>
8	NOR	5	6	68	74	<b>8.11</b>

### Power Play

(Ranked by highest PP% / highest GP)

R	Team	GP	ADV	PPGF	PP%	TPP	M:S
1	USA	5	17	7	<b>41.18</b>	23:26	03:20
2	CAN	5	22	6	<b>27.27</b>	29:25	04:54
3	ITA	5	16	3	<b>18.75</b>	22:57	07:39
4	CZE	5	24	3	<b>12.50</b>	43:07	14:22
5	NOR	5	13	1	<b>7.69</b>	23:08	23:08
5	SWE	5	13	1	<b>7.69</b>	23:54	23:54
7	JPN	5	19	1	<b>5.26</b>	29:09	29:09
8	KOR	5	24	1	<b>4.17</b>	47:29	47:29

### Penalty Killing

(Ranked by highest PK% / highest GP)

R	Team	GP	DVG	PPGA	PK%	TSH	M:S
1	CAN	5	18	0	<b>100.00</b>	33:27	00:00
1	USA	5	21	0	<b>100.00</b>	37:08	00:00
3	ITA	5	18	3	<b>83.33</b>	29:54	09:58
4	KOR	5	22	4	<b>81.82</b>	31:31	07:52
5	CZE	5	21	4	<b>80.95</b>	39:25	09:51
6	JPN	5	19	4	<b>78.95</b>	30:19	07:34
7	NOR	5	15	4	<b>73.33</b>	22:31	05:37
8	SWE	5	14	4	<b>71.43</b>	18:20	04:35

### Goalkeeping

(Ranked by highest SVS%)

R	Team	GP	GA	SVS	SOG	SVS%	GAA	SHGA	PPGA	SO	ENG
1	USA	5	0	34	34	<b>100.00</b>	0.00	0	0	5	0
2	CZE	5	10	69	79	<b>87.34</b>	1.90	0	4	0	0
3	JPN	5	10	65	75	<b>86.67</b>	2.00	0	4	1	0
4	CAN	5	6	32	37	<b>86.49</b>	1.20	0	0	2	1
4	ITA	5	10	64	74	<b>86.49</b>	1.94	0	3	1	0
6	KOR	5	17	81	98	<b>82.65</b>	3.37	2	4	0	0
7	NOR	5	11	47	58	<b>81.03</b>	2.17	1	4	0	0
8	SWE	5	18	73	91	<b>80.22</b>	3.53	2	4	1	0

### Penalties

(Ranked by highest PIM)

R	Team	GP	2	5	10	GM	MP	PIM	PAVG
1	CAN	5	23	0	1	0	0	<b>56</b>	11.20
2	JPN	5	21	0	1	0	0	<b>52</b>	10.40
3	CZE	5	22	0	0	0	0	<b>44</b>	8.80
4	KOR	5	21	0	0	0	0	<b>42</b>	8.40
4	USA	5	21	0	0	0	0	<b>42</b>	8.40
6	ITA	5	20	0	0	0	0	<b>40</b>	8.00
7	NOR	5	18	0	0	0	0	<b>36</b>	7.20
8	SWE	5	14	0	0	0	0	<b>28</b>	5.60

### Shorthanded Goals

(Ranked by highest NET / lowest GP)

R	Team	GP	SHGF	SHGA	NET
1	CAN	5	3	0	<b>3</b>
2	CZE	5	1	0	<b>1</b>
2	JPN	5	1	0	<b>1</b>
4	ITA	5	0	0	<b>0</b>
4	USA	5	0	0	<b>0</b>
6	NOR	5	0	1	<b>-1</b>
7	KOR	5	0	2	<b>-2</b>
7	SWE	5	0	2	<b>-2</b>

### Attendance

(Ranked by highest average attendance)

R	Team	GP	Spect	AVG
1	USA	5	27096	<b>5419</b>
2	CAN	5	26855	<b>5371</b>
3	SWE	5	26253	<b>5250</b>
4	NOR	5	25192	<b>5038</b>
5	KOR	5	25037	<b>5007</b>
6	ITA	5	24087	<b>4817</b>
7	CZE	5	23312	<b>4662</b>
8	JPN	5	23010	<b>4602</b>
	<b>Total</b>	20	100421	5021

### LEGEND

<b>2</b>	Two (2) minute penalties	<b>5</b>	Five (5) minute penalties	<b>10</b>	Ten (10) minute penalties
<b>ADV</b>	Advantage (times on power play)	<b>AVG</b>	Average	<b>DSQ</b>	Disqualified
<b>DVG</b>	Disadvantage (number of times shorthanded)	<b>ENG</b>	Empty net goals	<b>GA</b>	Goals against
<b>GAA</b>	Goals against as average per 45 minutes	<b>GF</b>	Goals for	<b>GM</b>	Game misconducts
<b>GP</b>	Number of games played	<b>MP</b>	Match penalties	<b>M:S</b>	Average time in min. and sec.
<b>NET</b>	SHGF - SHGA	<b>PAVG</b>	PIM in average	<b>PIM</b>	Penalties in minutes
<b>PK%</b>	Penalty killing percentage	<b>PPGA</b>	Power play goals against	<b>PPGF</b>	Power play goals for
<b>PP%</b>	Power play eff. as percentage	<b>R</b>	Ranking	<b>SG%</b>	Percentage of goals from total shots
<b>SHGA</b>	Shorthanded goals against	<b>SHGF</b>	Shorthanded goals for	<b>SO</b>	Shutouts
<b>SOG</b>	Shots on goal	<b>Spect</b>	Spectators	<b>SSG</b>	Shots saved by goalkeeper
<b>SVS</b>	Saves	<b>SVS%</b>	SVS as percentage of total SOG	<b>TPP</b>	Time of power play
<b>TSH</b>	Time shorthanded in min. and sec.				



## PLAYER STATISTICS BY TEAM STATISTIQUES DES JOUEURS PAR ÉQUIPE

As of FRI 19 MAR 2010 / En date du VEN 19 MAR 2010  
Including Game 19

### CAN - Canada

#### Playing Statistics

No	Name	Pos	GP	G	A	PTS	PIM	+/-	GWG	PPG	SHG	SOG	SG%	TM	M/G	TSh	AT/S
3	LORD Herve	F	5	0	0	0	0	0	0	0	0	3	0.00	46:34	9:18	46	1:00
4	WHITSON Derek	F	5	0	0	0	2	0	0	0	0	4	0.00	39:33	7:54	39	1:00
7	DORION Marc	F	5	5	0	5	4	+1	1	1	1	17	29.41	78:10	15:38	80	0:58
8	BOOKER Jeremy	F	5	0	1	1	0	+2	0	0	0	6	0.00	72:28	14:29	73	0:59
10	MATHESON Shawn	F	5	0	0	0	2	0	0	0	0	3	0.00	37:31	7:30	38	0:59
11	DIXON Adam	D	5	4	3	7	2	+8	0	2	0	7	57.14	135:01	27:00	95	1:25
12	WESTLAKE Greg	F	5	7	4	11	4	+8	1	2	2	22	31.82	108:32	21:42	89	1:13
17	LABONTE Jean	D	5	1	2	3	2	+8	0	0	0	6	16.67	127:03	25:24	92	1:22
18	BRIDGES Billy	F	5	1	6	7	16	+3	1	1	0	8	12.50	90:08	18:01	76	1:11
19	NICHOLSON Todd	F	5	0	4	4	4	+4	0	0	0	0	0.00	55:31	11:06	60	0:55
21	GRASSI Raymond	D	5	0	1	1	8	+2	0	0	0	3	0.00	95:14	19:02	90	1:03
22	ST-AMAND Benoit	GK	5	0	0	0	0		0	0	0	0	0.00				
27	BOWDEN Brad	F	5	3	6	9	0	+7	0	0	0	18	16.67	101:42	20:20	86	1:10
29	MURRAY Graeme	D	5	0	1	1	4	+2	0	0	0	1	0.00	89:55	17:59	87	1:02
57	ROSEN Paul	GK	5	0	0	0	2		0	0	0	0	0.00				

#### Goalkeeping Statistics

No	Name	GPT	GKD	GPI	MIP	MIP%	GA	SVS	SOG	SVS%	GAA	SO	W	L	
22	ST-AMAND Benoit		5	5	1	45:00	20.06	1	2	3	66.67	1.00	0	1	0
57	ROSEN Paul		5	5	4	179:19	79.94	4	30	34	88.24	1.00	2	2	2

#### LEGEND

<b>A</b>	Assists	<b>AT/S</b>	Average time per shift	<b>DSQ</b>	Disqualified
<b>G</b>	Goals	<b>GA</b>	Goals against	<b>GAA</b>	Goals against as average per 45 minutes
<b>GKD</b>	Goalkeeper dressed	<b>GP</b>	Number of games played	<b>GPI</b>	Games played indeed
<b>GPT</b>	Number of games played by team	<b>GWG</b>	Game winning goals	<b>L</b>	Number of games lost
<b>MIP</b>	Minutes and seconds played	<b>MIP%</b>	MIP as percentage	<b>M/G</b>	Minutes per game
<b>No</b>	Jersey number	<b>PIM</b>	Penalties in minutes	<b>Pos</b>	Position on team
<b>PPG</b>	Power play goals	<b>PTS</b>	Points	<b>SG%</b>	Percentage of goals from total shots
<b>SHG</b>	Shorthanded goals	<b>SO</b>	Shutouts	<b>SOG</b>	Shots on goal
<b>SVS</b>	Saves	<b>SVS%</b>	SVS as percentage of total SOG	<b>TM</b>	Total minutes played
<b>TSh</b>	Total shifts played	<b>W</b>	Number of games won	<b>+/-</b>	Net result of positive and negative participation



## PLAYER STATISTICS BY TEAM STATISTIQUES DES JOUEURS PAR ÉQUIPE

As of FRI 19 MAR 2010 / En date du VEN 19 MAR 2010  
Including Game 18

### CZE - Czech Republic

#### Playing Statistics

No	Name	Pos	GP	G	A	PTS	PIM	+/-	GWG	PPG	SHG	SOG	SG%	TM	M/G	TSh	AT/S
6	VAPENKA Michal	GK	5	0	0	0	0		0	0	0	0	0.00				
10	BERGER Jiri	F	5	0	0	0	6	-3	0	0	0	8	0.00	117:05	23:25	75	1:33
17	MATOUSEK Jan	GK	5	0	0	0	0		0	0	0	0	0.00				
21	KVOCH Tomas	D	5	1	3	4	0	+2	0	1	0	8	12.50	161:09	32:13	88	1:49
24	SAFRANEK Zdenek	F	5	0	1	1	2	-1	0	0	0	4	0.00	63:50	12:46	48	1:19
26	KLIMA Zdenek	D	5	0	0	0	4	-2	0	0	0	1	0.00	48:11	9:38	34	1:25
29	KUBES Pavel	D	5	1	1	2	2	+2	1	0	0	7	14.29	156:31	31:18	93	1:40
30	FOJTIK Erik	F	5	3	1	4	4	+1	1	0	0	12	25.00	113:25	22:41	75	1:30
65	HRBEK Miroslav	D	5	0	0	0	2	-1	0	0	0	0	0.00	4:32	0:54	4	1:08
74	GEIER Michal	F	5	2	3	5	10	0	1	1	0	11	18.18	138:54	27:46	77	1:48
75	RAUL Jiri	F	5	0	0	0	2	+1	0	0	0	0	0.00	16:48	3:21	11	1:31
77	PALAT David	F	5	0	0	0	4	0	0	0	0	2	0.00	70:02	14:00	40	1:45
82	HABL Zdenek	F	5	1	1	2	4	0	0	0	0	8	12.50	145:41	29:08	81	1:47
96	KRUPICKA Zdenek	F	5	2	1	3	2	-1	0	1	1	10	20.00	106:04	21:12	76	1:23

#### Goalkeeping Statistics

No	Name	GPT	GKD	GPI	MIP	MIP%	GA	SVS	SOG	SVS%	GAA	SO	W	L
6	VAPENKA Michal		5	5	4	191:24	80.96	8	64	72	88.89	1.88	0	1 2
17	MATOUSEK Jan		5	5	1	45:00	19.04	2	5	7	71.43	2.00	0	1 0

#### LEGEND

<b>A</b>	Assists	<b>AT/S</b>	Average time per shift	<b>DSQ</b>	Disqualified
<b>G</b>	Goals	<b>GA</b>	Goals against	<b>GAA</b>	Goals against as average per 45 minutes
<b>GKD</b>	Goalkeeper dressed	<b>GP</b>	Number of games played	<b>GPI</b>	Games played indeed
<b>GPT</b>	Number of games played by team	<b>GWG</b>	Game winning goals	<b>L</b>	Number of games lost
<b>MIP</b>	Minutes and seconds played	<b>MIP%</b>	MIP as percentage	<b>M/G</b>	Minutes per game
<b>No</b>	Jersey number	<b>PIM</b>	Penalties in minutes	<b>Pos</b>	Position on team
<b>PPG</b>	Power play goals	<b>PTS</b>	Points	<b>SG%</b>	Percentage of goals from total shots
<b>SHG</b>	Shorthanded goals	<b>SO</b>	Shutouts	<b>SOG</b>	Shots on goal
<b>SVS</b>	Saves	<b>SVS%</b>	SVS as percentage of total SOG	<b>TM</b>	Total minutes played
<b>TSh</b>	Total shifts played	<b>W</b>	Number of games won	<b>+/-</b>	Net result of positive and negative participation



## PLAYER STATISTICS BY TEAM STATISTIQUES DES JOUEURS PAR ÉQUIPE

As of FRI 19 MAR 2010 / En date du VEN 19 MAR 2010  
Including Game 17

### ITA - Italy

#### Playing Statistics

No	Name	Pos	GP	G	A	PTS	PIM	+/-	GWG	PPG	SHG	SOG	SG%	TM	M/G	TSh	AT/S
1	STILLITANO Santino	GK	5	0	0	0	0		0	0	0	0	0.00				
3	ROSA Gianluigi	D	5	1	2	3	4	0	0	1	0	12	8.33	187:35	37:31	60	3:07
5	PLANKER Florian	F	5	2	4	6	8	0	0	1	0	16	12.50	163:34	32:42	72	2:16
6	CAVALIERE Gian Luca	D	5	0	3	3	4	-1	0	0	0	4	0.00	170:03	34:00	65	2:36
7	WINKLER Werner	F	5	2	0	2	2	0	1	0	0	5	40.00	139:21	27:52	70	1:59
8	RADICE Roberto	D	5	0	0	0	0	-1	0	0	0	0	0.00	7:15	1:27	5	1:27
11	MAGISTRELLI Ambrogio	D	5	0	0	0	0	0	0	0	0	0	0.00	1:22	0:16	2	0:41
14	BALOSSETTI Bruno	D	5	0	0	0	4	-2	0	0	0	2	0.00	57:09	11:25	37	1:32
15	ARAUDO Gabriele	GK	3	0	0	0	0		0	0	0	0	0.00				
16	CHIAROTTI Andrea	F	5	2	0	2	2	0	0	1	0	4	50.00	129:55	25:59	70	1:51
20	STELLA Igor	F	5	0	0	0	0	0	0	0	0	0	0.00	22:14	4:26	15	1:28
68	CORVINO Valerio	F	5	0	0	0	0	-2	0	0	0	2	0.00	64:57	12:59	41	1:35
69	CONDELLO Giuseppe	D	5	0	0	0	10	-3	0	0	0	0	0.00	50:23	10:04	31	1:37
73	LEPERDI Gregory	F	5	0	1	1	4	-1	0	0	0	7	0.00	137:35	27:31	66	2:05
88	KANESTRIN Rupert	GK	5	0	0	0	0		0	0	0	0	0.00				

#### Goalkeeping Statistics

No	Name	GPT	GKD	GPI	MIP	MIP%	GA	SVS	SOG	SVS%	GAA	SO	W	L
1	STILLITANO Santino		5	5	232:32	100.00	10	64	74	86.49	1.94	1	1	4
15	ARAUDO Gabriele		5	3	00:00	0.00	0	0	0	0.00	0	0	0	0
88	KANESTRIN Rupert		5	5	00:00	0.00	0	0	0	0.00	0	0	0	0

#### LEGEND

<b>A</b>	Assists	<b>AT/S</b>	Average time per shift	<b>DSQ</b>	Disqualified
<b>G</b>	Goals	<b>GA</b>	Goals against	<b>GAA</b>	Goals against as average per 45 minutes
<b>GKD</b>	Goalkeeper dressed	<b>GP</b>	Number of games played	<b>GPI</b>	Games played indeed
<b>GPT</b>	Number of games played by team	<b>GWG</b>	Game winning goals	<b>L</b>	Number of games lost
<b>MIP</b>	Minutes and seconds played	<b>MIP%</b>	MIP as percentage	<b>M/G</b>	Minutes per game
<b>No</b>	Jersey number	<b>PIM</b>	Penalties in minutes	<b>Pos</b>	Position on team
<b>PPG</b>	Power play goals	<b>PTS</b>	Points	<b>SG%</b>	Percentage of goals from total shots
<b>SHG</b>	Shorthanded goals	<b>SO</b>	Shutouts	<b>SOG</b>	Shots on goal
<b>SVS</b>	Saves	<b>SVS%</b>	SVS as percentage of total SOG	<b>TM</b>	Total minutes played
<b>TSh</b>	Total shifts played	<b>W</b>	Number of games won	<b>+/-</b>	Net result of positive and negative participation



## PLAYER STATISTICS BY TEAM STATISTIQUES DES JOUEURS PAR ÉQUIPE

As of SAT 20 MAR 2010 / En date du SAM 20 MAR 2010  
Including Game 20

### JPN - Japan

#### Playing Statistics

No	Name	Pos	GP	G	A	PTS	PIM	+/-	GWG	PPG	SHG	SOG	SG%	TM	M/G	TSh	AT/S
10	ENDO Takayuki	D	5	4	1	5	2	+4	0	0	0	20	20.00	167:16	33:27	105	1:35
13	YOSHIKAWA Mamoru	F	5	2	2	4	0	+2	0	1	0	5	40.00	89:08	17:49	62	1:26
17	MAJIMA Makoto	F	5	0	0	0	0	0	0	0	0	0	0.00	1:12	0:14	2	0:36
18	NAKAMURA Toshiyuki	D	5	0	0	0	0	0	0	0	0	0	0.00	6:59	1:23	12	0:34
21	FUKUSHIMA Shinobu	GK	5	0	0	0	0		0	0	0	0	0.00				
23	ISHIDA Naohiko	D	5	1	1	2	12	-1	1	0	0	7	14.29	131:30	26:18	104	1:15
24	SUDO Satoru	D	5	0	2	2	6	+3	0	0	0	9	0.00	149:03	29:48	96	1:33
25	MISAWA Eiji	F	5	0	0	0	4	-2	0	0	0	0	0.00	101:56	20:23	84	1:12
27	ANNAKA Mikio	F	5	0	0	0	16	-2	0	0	0	2	0.00	73:06	14:37	66	1:06
29	MARUO Tomohiko	F	5	0	0	0	0	0	0	0	0	0	0.00	1:34	0:18	2	0:47
32	UEHARA Daisuke	F	5	2	3	5	4	+5	2	0	1	11	18.18	126:10	25:14	83	1:31
33	YAGUCHI Atsuya	F	5	0	0	0	0	-1	0	0	0	0	0.00	2:24	0:28	2	1:12
39	NAGASE Mitsuru	GK	5	0	0	0	0		0	0	0	0	0.00				
55	TAKAHASHI Kazuhiro	F	5	1	4	5	0	+5	0	0	0	7	14.29	121:14	24:14	82	1:28
59	ITO Noritaka	F	5	0	0	0	4	+1	0	0	0	4	0.00	114:45	22:57	94	1:13

#### Goalkeeping Statistics

No	Name	GPT	GKD	GPI	MIP	MIP%	GA	SVS	SOG	SVS%	GAA	SO	W	L
21	FUKUSHIMA Shinobu		5	5	1	10:50	4.83	1	3	4	75.00	4.15	0	0
39	NAGASE Mitsuru		5	5	5	213:40	95.17	9	62	71	87.32	1.90	1	3

#### LEGEND

<b>A</b>	Assists	<b>AT/S</b>	Average time per shift	<b>DSQ</b>	Disqualified
<b>G</b>	Goals	<b>GA</b>	Goals against	<b>GAA</b>	Goals against as average per 45 minutes
<b>GKD</b>	Goalkeeper dressed	<b>GP</b>	Number of games played	<b>GPI</b>	Games played indeed
<b>GPT</b>	Number of games played by team	<b>GWG</b>	Game winning goals	<b>L</b>	Number of games lost
<b>MIP</b>	Minutes and seconds played	<b>MIP%</b>	MIP as percentage	<b>M/G</b>	Minutes per game
<b>No</b>	Jersey number	<b>PIM</b>	Penalties in minutes	<b>Pos</b>	Position on team
<b>PPG</b>	Power play goals	<b>PTS</b>	Points	<b>SG%</b>	Percentage of goals from total shots
<b>SHG</b>	Shorthanded goals	<b>SO</b>	Shutouts	<b>SOG</b>	Shots on goal
<b>SVS</b>	Saves	<b>SVS%</b>	SVS as percentage of total SOG	<b>TM</b>	Total minutes played
<b>TSh</b>	Total shifts played	<b>W</b>	Number of games won	<b>+/-</b>	Net result of positive and negative participation



## PLAYER STATISTICS BY TEAM STATISTIQUES DES JOUEURS PAR ÉQUIPE

As of FRI 19 MAR 2010 / En date du VEN 19 MAR 2010  
Including Game 18

### KOR - Korea

#### Playing Statistics

No	Name	Pos	GP	G	A	PTS	PIM	+/-	GWG	PPG	SHG	SOG	SG%	TM	M/G	TSh	AT/S
1	CHOI Hyuk-Jun	GK	5	0	0	0	2		0	0	0	0	0.00				
8	SA Sung-Keun	F	2	0	0	0	0	-2	0	0	0	0	0.00	31:54	15:57	27	1:10
10	CHO Young-Jae	D	5	1	0	1	0	-4	0	0	0	7	14.29	108:24	21:40	75	1:26
14	JUNG Seung-Hwan	F	5	0	0	0	10	-5	0	0	0	4	0.00	123:47	24:45	83	1:29
15	PARK Woo-Chul	D	4	0	0	0	2	-2	0	0	0	4	0.00	36:02	9:00	25	1:26
20	JANG Dong-Shin	D	3	0	0	0	0	0	0	0	0	0	0.00	7:18	2:26	7	1:02
23	LEE Yong-Min	D	5	0	1	1	2	-4	0	0	0	6	0.00	125:40	25:08	76	1:39
26	KIM Dea-Jung	F	5	0	0	0	0	-2	0	0	0	1	0.00	24:10	4:50	17	1:25
27	CHO Byeong-Seok	F	5	1	1	2	10	-5	0	1	0	12	8.33	119:34	23:54	76	1:34
28	LEE Jong-Kyung	F	5	2	2	4	0	-6	1	0	0	2	100.00	127:18	25:27	75	1:41
44	LEE Hae-Man	F	5	0	1	1	0	-4	0	0	0	2	0.00	101:23	20:16	68	1:29
55	JANG Jong-Ho	F	5	0	1	1	2	-3	0	0	0	7	0.00	99:01	19:48	68	1:27
68	HAN Min-Su	D	4	0	1	1	6	-1	0	0	0	5	0.00	82:39	20:39	58	1:25
74	CHUNG Young-Hoon	GK	5	0	0	0	0		0	0	0	0	0.00				
88	PARK Sang-Hyeon	F	5	1	2	3	8	-5	0	0	0	1	100.00	109:58	21:59	70	1:34

#### Goalkeeping Statistics

No	Name	GPT	GKD	GPI	MIP	MIP%	GA	SVS	SOG	SVS%	GAA	SO	W	L
1	CHOI Hyuk-Jun		5	5	4	129:57	57.18	14	49	63	77.78	4.85	0	4
74	CHUNG Young-Hoon		5	5	3	97:19	42.82	3	32	35	91.43	1.39	0	1

#### LEGEND

<b>A</b>	Assists	<b>AT/S</b>	Average time per shift	<b>DSQ</b>	Disqualified
<b>G</b>	Goals	<b>GA</b>	Goals against	<b>GAA</b>	Goals against as average per 45 minutes
<b>GKD</b>	Goalkeeper dressed	<b>GP</b>	Number of games played	<b>GPI</b>	Games played indeed
<b>GPT</b>	Number of games played by team	<b>GWG</b>	Game winning goals	<b>L</b>	Number of games lost
<b>MIP</b>	Minutes and seconds played	<b>MIP%</b>	MIP as percentage	<b>M/G</b>	Minutes per game
<b>No</b>	Jersey number	<b>PIM</b>	Penalties in minutes	<b>Pos</b>	Position on team
<b>PPG</b>	Power play goals	<b>PTS</b>	Points	<b>SG%</b>	Percentage of goals from total shots
<b>SHG</b>	Shorthanded goals	<b>SO</b>	Shutouts	<b>SOG</b>	Shots on goal
<b>SVS</b>	Saves	<b>SVS%</b>	SVS as percentage of total SOG	<b>TM</b>	Total minutes played
<b>TSh</b>	Total shifts played	<b>W</b>	Number of games won	<b>+/-</b>	Net result of positive and negative participation



## PLAYER STATISTICS BY TEAM STATISTIQUES DES JOUEURS PAR ÉQUIPE

As of FRI 19 MAR 2010 / En date du VEN 19 MAR 2010  
Including Game 19

### NOR - Norway

#### Playing Statistics

No	Name	Pos	GP	G	A	PTS	PIM	+/-	GWG	PPG	SHG	SOG	SG%	TM	M/G	TSh	AT/S
1	JOHANSEN Roger	GK	5	0	0	0	0		0	0	0	0	0.00				
3	PEDERSEN Rolf Einar	F	5	1	1	2	6	0	0	0	0	14	7.14	147:22	29:28	88	1:40
4	ROVELSTAD Tommy	D	5	2	1	3	2	0	1	1	0	17	11.76	125:15	25:03	71	1:45
7	HAGEN Eskil	D	5	1	0	1	4	-2	1	0	0	11	9.09	173:19	34:39	101	1:42
8	SVEE Stig Tore	F	5	0	1	1	2	-4	0	0	0	2	0.00	104:35	20:55	71	1:28
9	VAERNES Morten	D	5	0	0	0	2	-4	0	0	0	7	0.00	110:13	22:02	79	1:23
11	BJORNSTAD Helge	F	5	0	2	2	6	-2	0	0	0	17	0.00	170:10	34:02	89	1:54
13	ROYNE Kjell Vidar	F	5	2	0	2	4	-1	1	0	0	4	50.00	71:43	14:20	55	1:18
16	NORDSTOGA Knut Andre	D	5	0	0	0	0	-2	0	0	0	1	0.00	66:45	13:21	50	1:20
17	JOHANSEN Loyd Remi	F	5	0	0	0	6	-1	0	0	0	0	0.00	82:56	16:35	60	1:22
19	DENG Kissinger	GK	5	0	0	0	0		0	0	0	0	0.00				
21	AUSTEVOLL Ole Bjarte	D	5	0	0	0	0	0	0	0	0	0	0.00	4:41	0:56	4	1:10
22	BAKKE Audun	F	5	0	0	0	0	-4	0	0	0	1	0.00	63:40	12:44	43	1:28
85	JACOBSEN Thomas	F	3	0	0	0	2	0	0	0	0	0	0.00	8:39	2:53	6	1:26

#### Goalkeeping Statistics

No	Name	GPT	GKD	GPI	MIP	MIP%	GA	SVS	SOG	SVS%	GAA	SO	W	L
1	JOHANSEN Roger		5	5	208:52	91.69	11	45	56	80.36	2.37	0	2	2
19	DENG Kissinger		5	5	18:56	8.31	0	2	2	100.00	0.00	0	0	0

#### LEGEND

<b>A</b>	Assists	<b>AT/S</b>	Average time per shift	<b>DSQ</b>	Disqualified
<b>G</b>	Goals	<b>GA</b>	Goals against	<b>GAA</b>	Goals against as average per 45 minutes
<b>GKD</b>	Goalkeeper dressed	<b>GP</b>	Number of games played	<b>GPI</b>	Games played indeed
<b>GPT</b>	Number of games played by team	<b>GWG</b>	Game winning goals	<b>L</b>	Number of games lost
<b>MIP</b>	Minutes and seconds played	<b>MIP%</b>	MIP as percentage	<b>M/G</b>	Minutes per game
<b>No</b>	Jersey number	<b>PIM</b>	Penalties in minutes	<b>Pos</b>	Position on team
<b>PPG</b>	Power play goals	<b>PTS</b>	Points	<b>SG%</b>	Percentage of goals from total shots
<b>SHG</b>	Shorthanded goals	<b>SO</b>	Shutouts	<b>SOG</b>	Shots on goal
<b>SVS</b>	Saves	<b>SVS%</b>	SVS as percentage of total SOG	<b>TM</b>	Total minutes played
<b>TSh</b>	Total shifts played	<b>W</b>	Number of games won	<b>+/-</b>	Net result of positive and negative participation





## PLAYER STATISTICS BY TEAM STATISTIQUES DES JOUEURS PAR ÉQUIPE

As of FRI 19 MAR 2010 / En date du VEN 19 MAR 2010  
Including Game 17

### SWE - Sweden

#### Playing Statistics

No	Name	Pos	GP	G	A	PTS	PIM	+/-	GWG	PPG	SHG	SOG	SG%	TM	M/G	TSh	AT/S
1	LINDELL Albin	F	1	0	0	0	0	0	0	0	0	0	0.00	0:00	0:00	0	0:00
2	SVENSSON Dan	F	3	0	0	0	0	0	0	0	0	0	0.00	5:36	1:52	4	1:24
3	INGVARSSON Niklas	D	5	1	1	2	12	-10	0	0	0	11	9.09	216:43	43:20	25	8:40
4	ANDERSON Aron	F	5	0	2	2	2	-7	0	0	0	8	0.00	209:46	41:57	29	7:14
5	NILSSON Ulf	GK	5	0	0	0	0		0	0	0	0	0.00				
8	KASPERI Per	F	5	0	0	0	2	-10	0	0	0	4	0.00	99:11	19:50	44	2:15
10	EDBOM Jan	GK	4	0	0	0	0		0	0	0	0	0.00				
11	LUNDGREN Rasmus	D	5	0	0	0	0	-8	0	0	0	7	0.00	195:57	39:11	32	6:07
13	KASK Jens	F	1	0	0	0	0	0	0	0	0	2	0.00	46:44	46:44	8	5:50
15	CARLSSON Magnus	F	5	0	0	0	0	-2	0	0	0	0	0.00	18:52	3:46	14	1:20
18	ENGMARK Dedjo	F	5	0	0	0	2	-2	0	0	0	0	0.00	34:11	6:50	19	1:47
19	WISTRAND Anders	F	4	0	0	0	0	-1	0	0	0	1	0.00	6:07	1:31	2	3:03
20	RAKOS Niklas	F	5	1	0	1	0	0	0	0	0	1	100.00	71:15	14:15	30	2:22
21	HOLM Marcus	F	5	2	0	2	8	-10	1	1	0	13	15.38	218:08	43:37	23	9:29

#### Goalkeeping Statistics

No	Name	GPT	GKD	GPI	MIP	MIP%	GA	SVS	SOG	SVS%	GAA	SO	W	L
5	NILSSON Ulf		5	5	229:19	100.00	18	73	91	80.22	3.53	1	1	4
10	EDBOM Jan		5	4	00:00	0.00	0	0	0	0.00	0	0	0	0

#### LEGEND

<b>A</b>	Assists	<b>AT/S</b>	Average time per shift	<b>DSQ</b>	Disqualified
<b>G</b>	Goals	<b>GA</b>	Goals against	<b>GAA</b>	Goals against as average per 45 minutes
<b>GKD</b>	Goalkeeper dressed	<b>GP</b>	Number of games played	<b>GPI</b>	Games played indeed
<b>GPT</b>	Number of games played by team	<b>GWG</b>	Game winning goals	<b>L</b>	Number of games lost
<b>MIP</b>	Minutes and seconds played	<b>MIP%</b>	MIP as percentage	<b>M/G</b>	Minutes per game
<b>No</b>	Jersey number	<b>PIM</b>	Penalties in minutes	<b>Pos</b>	Position on team
<b>PPG</b>	Power play goals	<b>PTS</b>	Points	<b>SG%</b>	Percentage of goals from total shots
<b>SHG</b>	Shorthanded goals	<b>SO</b>	Shutouts	<b>SOG</b>	Shots on goal
<b>SVS</b>	Saves	<b>SVS%</b>	SVS as percentage of total SOG	<b>TM</b>	Total minutes played
<b>TSh</b>	Total shifts played	<b>W</b>	Number of games won	<b>+/-</b>	Net result of positive and negative participation





## PLAYER STATISTICS BY TEAM STATISTIQUES DES JOUEURS PAR ÉQUIPE

As of SAT 20 MAR 2010 / En date du SAM 20 MAR 2010  
Including Game 20

### USA - United States

#### Playing Statistics

No	Name	Pos	GP	G	A	PTS	PIM	+/-	GWG	PPG	SHG	SOG	SG%	TM	M/G	TSh	AT/S
3	JONES Tim	F	5	0	1	1	4	+2	0	0	0	2	0.00	74:38	14:55	60	1:14
4	CONNELLY Jimmy	D	5	1	0	1	0	+4	0	0	0	3	33.33	105:11	21:02	75	1:24
5	EMMERSON Brad	F	5	0	0	0	0	+1	0	0	0	6	0.00	78:39	15:43	59	1:19
7	LIPSETT Taylor	F	5	5	2	7	6	+8	1	3	0	16	31.25	66:48	13:21	49	1:21
8	SHAW Greg	F	5	2	1	3	0	+6	1	0	0	6	33.33	72:00	14:24	55	1:18
9	YOHE Andy	D	5	0	4	4	4	+4	0	0	0	3	0.00	122:47	24:33	88	1:23
14	PAULS Josh	F	5	0	1	1	0	+5	0	0	0	2	0.00	49:22	9:52	40	1:14
15	LANDEROS Nikko	D	5	1	2	3	2	+8	0	0	0	2	50.00	96:52	19:22	70	1:23
19	CHACE Taylor	D	5	3	2	5	6	+8	1	1	0	16	18.75	120:44	24:08	76	1:35
20	PAGE Adam	F	5	1	0	1	2	+1	1	0	0	8	12.50	72:49	14:33	57	1:16
21	SALAMONE Alexi	F	5	4	4	8	6	+5	1	3	0	13	30.77	76:02	15:12	59	1:17
23	HOWARD Joe	F	5	2	4	6	6	+5	0	0	0	10	20.00	79:30	15:54	61	1:18
25	TORRES Bubba	F	5	0	0	0	0	+2	0	0	0	2	0.00	70:55	14:11	50	1:25
27	BLABAC Mike	GK	5	0	0	0	0		0	0	0	0	0.00				
34	CASH Steve	GK	5	0	0	0	0		0	0	0	0	0.00				

#### Goalkeeping Statistics

No	Name	GPT	GKD	GPI	MIP	MIP%	GA	SVS	SOG	SVS%	GAA	SO	W	L
27	BLABAC Mike		5	5	15:00	6.67	0	1	1	100.00	0.00	0	0	0
34	CASH Steve		5	5	210:00	93.33	0	33	33	100.00	0.00	4	5	0

#### LEGEND

<b>A</b>	Assists	<b>AT/S</b>	Average time per shift	<b>DSQ</b>	Disqualified
<b>G</b>	Goals	<b>GA</b>	Goals against	<b>GAA</b>	Goals against as average per 45 minutes
<b>GKD</b>	Goalkeeper dressed	<b>GP</b>	Number of games played	<b>GPI</b>	Games played indeed
<b>GPT</b>	Number of games played by team	<b>GWG</b>	Game winning goals	<b>L</b>	Number of games lost
<b>MIP</b>	Minutes and seconds played	<b>MIP%</b>	MIP as percentage	<b>M/G</b>	Minutes per game
<b>No</b>	Jersey number	<b>PIM</b>	Penalties in minutes	<b>Pos</b>	Position on team
<b>PPG</b>	Power play goals	<b>PTS</b>	Points	<b>SG%</b>	Percentage of goals from total shots
<b>SHG</b>	Shorthanded goals	<b>SO</b>	Shutouts	<b>SOG</b>	Shots on goal
<b>SVS</b>	Saves	<b>SVS%</b>	SVS as percentage of total SOG	<b>TM</b>	Total minutes played
<b>TSh</b>	Total shifts played	<b>W</b>	Number of games won	<b>+/-</b>	Net result of positive and negative participation



## GOALKEEPERS / GARDIENS DE BUT

As of SAT 20 MAR 2010 / En date du SAM 20 MAR 2010  
Including Game 20

(Ranked by highest SVS% / lowest GAA / highest GPI)

Rank	Name	No	Team	GKD	GPI	MIP	MIP%	SOG	GA	SVS	SVS%	GAA	PPGA	SHGA	SO
1	CASH Steve	34	USA	5	5	210:00	93.33	33	0	33	<b>100.00</b>	0.00	0	0	4
2	CHUNG Young-Hoon	74	KOR	5	3	97:19	42.82	35	3	32	<b>91.43</b>	1.39	1	0	0
3	VAPENKA Michal	6	CZE	5	4	191:24	80.96	72	8	64	<b>88.89</b>	1.88	3	0	0
4	ROSEN Paul	57	CAN	5	4	179:19	79.94	34	4	30	<b>88.24</b>	1.00	0	0	2
5	NAGASE Mitsuru	39	JPN	5	5	213:40	95.17	71	9	62	<b>87.32</b>	1.90	4	0	1
6	STILLITANO Santino	1	ITA	5	5	232:32	100.00	74	10	64	<b>86.49</b>	1.94	3	0	1
7	JOHANSEN Roger	1	NOR	5	5	208:52	91.69	56	11	45	<b>80.36</b>	2.37	4	1	0
8	NILSSON Ulf	5	SWE	5	5	229:19	100.00	91	18	73	<b>80.22</b>	3.53	4	2	1
9	CHOI Hyuk-Jun	1	KOR	5	4	129:57	57.18	63	14	49	<b>77.78</b>	4.85	3	2	0

(Goalkeepers with less than 40% of their team's total minutes (MIP% less 40))

Name	No	Team	GKD	GPI	MIP	MIP%	SOG	GA	SVS	SVS%	GAA	PPGA	SHGA	SO
BLABAC Mike	27	USA	5	1	15:00	6.67	1	0	1	<b>100.00</b>	0.00	0	0	0
DENG Kissinger	19	NOR	5	1	18:56	8.31	2	0	2	<b>100.00</b>	0.00	0	0	0
FUKUSHIMA Shinobu	21	JPN	5	1	10:50	4.83	4	1	3	<b>75.00</b>	4.15	0	0	0
MATOUSEK Jan	17	CZE	5	1	45:00	19.04	7	2	5	<b>71.43</b>	2.00	1	0	0
ST-AMAND Benoit	22	CAN	5	1	45:00	20.06	3	1	2	<b>66.67</b>	1.00	0	0	0

### LEGEND

<b>GA</b>	Goals against	<b>GAA</b>	Goals against as average 45 minutes	<b>GKD</b>	Goalkeeper dressed
<b>GPI</b>	Games played indeed	<b>MIP</b>	Minutes and seconds played	<b>MIP%</b>	MIP as percentage
<b>No</b>	Jersey number	<b>PPGA</b>	Power play goals against	<b>SHGA</b>	Shorthanded goals against
<b>SO</b>	Shutouts (no GA in a game)	<b>SOG</b>	Shots on goal (G + SSG)	<b>SVS</b>	Saves
<b>SVS%</b>	SVS as percentage of total SOG				



## SCORING LEADERS / MEILLEURS MARQUEURS

As of SAT 20 MAR 2010 / En date du SAM 20 MAR 2010  
Including Game 20

(Ranked by highest PTS/ highest G/ lowest GP)

Rank	Name	No	Team	Pos	GP	G	A	PTS	PIM	+/-
1	WESTLAKE Greg	12	CAN	F	5	7	4	11	4	+8
2	BOWDEN Brad	27	CAN	F	5	3	6	9	0	+7
3	SALAMONE Alexi	21	USA	F	5	4	4	8	6	+5
4	LIPSETT Taylor	7	USA	F	5	5	2	7	6	+8
5	DIXON Adam	11	CAN	D	5	4	3	7	2	+8
6	BRIDGES Billy	18	CAN	F	5	1	6	7	16	+3
7	HOWARD Joe	23	USA	F	5	2	4	6	6	+5
7	PLANKER Florian	5	ITA	F	5	2	4	6	8	0
9	DORION Marc	7	CAN	F	5	5	0	5	4	+1
10	ENDO Takayuki	10	JPN	D	5	4	1	5	2	+4
11	CHACE Taylor	19	USA	D	5	3	2	5	6	+8
12	GEIER Michal	74	CZE	F	5	2	3	5	10	0
12	UEHARA Daisuke	32	JPN	F	5	2	3	5	4	+5
14	TAKAHASHI Kazuhiro	55	JPN	F	5	1	4	5	0	+5
15	FOJTIK Erik	30	CZE	F	5	3	1	4	4	+1
16	LEE Jong-Kyung	28	KOR	F	5	2	2	4	0	-6
16	YOSHIKAWA Mamoru	13	JPN	F	5	2	2	4	0	+2
18	KVOCH Tomas	21	CZE	D	5	1	3	4	0	+2
19	NICHOLSON Todd	19	CAN	F	5	0	4	4	4	+4
19	YOHE Andy	9	USA	D	5	0	4	4	4	+4
21	KRUPICKA Zdenek	96	CZE	F	5	2	1	3	2	-1
21	ROVELSTAD Tommy	4	NOR	D	5	2	1	3	2	0
21	SHAW Greg	8	USA	F	5	2	1	3	0	+6
24	LABONTE Jean	17	CAN	D	5	1	2	3	2	+8
24	LANDEROS Nikko	15	USA	D	5	1	2	3	2	+8
24	PARK Sang-Hyeon	88	KOR	F	5	1	2	3	8	-5
24	ROSA Gianluigi	3	ITA	D	5	1	2	3	4	0
28	CAVALIERE Gian Luca	6	ITA	D	5	0	3	3	4	-1
29	CHIAROTTI Andrea	16	ITA	F	5	2	0	2	2	0
29	HOLM Marcus	21	SWE	F	5	2	0	2	8	-10
29	ROYNE Kjell Vidar	13	NOR	F	5	2	0	2	4	-1
29	WINKLER Werner	7	ITA	F	5	2	0	2	2	0

### LEGEND

<b>A</b>	Assists	<b>D</b>	Defence	<b>F</b>	Forward
<b>G</b>	Goals	<b>GP</b>	Number of games played	<b>No</b>	Jersey Number
<b>PIM</b>	Penalties in minutes	<b>Pos</b>	Position	<b>PTS</b>	Points
<b>+/-</b>	Net result of positive and negative participation				



## GOAL SCORING LEADERS / MEILLEURS BUTEURS

As of SAT 20 MAR 2010 / En date du SAM 20 MAR 2010  
Including Game 20

(Ranked by highest G/ lowest GP)

Rank	Name	No	Team	Pos	GP	G	S	SG%	PPG	SHG	+/-
1	WESTLAKE Greg	12	CAN	F	5	7	22	31.82	2	2	+8
2	DORION Marc	7	CAN	F	5	5	17	29.41	1	1	+1
2	LIPSETT Taylor	7	USA	F	5	5	16	31.25	3	0	+8
4	DIXON Adam	11	CAN	D	5	4	7	57.14	2	0	+8
4	ENDO Takayuki	10	JPN	D	5	4	20	20.00	0	0	+4
4	SALAMONE Alexi	21	USA	F	5	4	13	30.77	3	0	+5
7	BOWDEN Brad	27	CAN	F	5	3	18	16.67	0	0	+7
7	CHACE Taylor	19	USA	D	5	3	16	18.75	1	0	+8
7	FOJTIK Erik	30	CZE	F	5	3	12	25.00	0	0	+1
10	CHIAROTTI Andrea	16	ITA	F	5	2	4	50.00	1	0	0
10	GEIER Michal	74	CZE	F	5	2	11	18.18	1	0	0
10	HOLM Marcus	21	SWE	F	5	2	13	15.38	1	0	-10
10	HOWARD Joe	23	USA	F	5	2	10	20.00	0	0	+5
10	KRUPICKA Zdenek	96	CZE	F	5	2	10	20.00	1	1	-1
10	LEE Jong-Kyung	28	KOR	F	5	2	2	100.00	0	0	-6
10	PLANKER Florian	5	ITA	F	5	2	16	12.50	1	0	0
10	ROVELSTAD Tommy	4	NOR	D	5	2	17	11.76	1	0	0
10	ROYNE Kjell Vidar	13	NOR	F	5	2	4	50.00	0	0	-1
10	SHAW Greg	8	USA	F	5	2	6	33.33	0	0	+6
10	UEHARA Daisuke	32	JPN	F	5	2	11	18.18	0	1	+5
10	WINKLER Werner	7	ITA	F	5	2	5	40.00	0	0	0
10	YOSHIKAWA Mamoru	13	JPN	F	5	2	5	40.00	1	0	+2
23	BRIDGES Billy	18	CAN	F	5	1	8	12.50	1	0	+3
23	CHO Byeong-Seok	27	KOR	F	5	1	12	8.33	1	0	-5
23	CHO Young-Jae	10	KOR	D	5	1	7	14.29	0	0	-4
23	CONNELLY Jimmy	4	USA	D	5	1	3	33.33	0	0	+4
23	HABL Zdenek	82	CZE	F	5	1	8	12.50	0	0	0
23	HAGEN Eskil	7	NOR	D	5	1	12	8.33	0	0	-2
23	INGVARSSON Niklas	3	SWE	D	5	1	11	9.09	0	0	-10
23	ISHIDA Naohiko	23	JPN	D	5	1	7	14.29	0	0	-1
23	KUBES Pavel	29	CZE	D	5	1	7	14.29	0	0	+2
23	KVOCH Tomas	21	CZE	D	5	1	8	12.50	1	0	+2
23	LABONTE Jean	17	CAN	D	5	1	6	16.67	0	0	+8
23	LANDEROS Nikko	15	USA	D	5	1	2	50.00	0	0	+8
23	PAGE Adam	20	USA	F	5	1	8	12.50	0	0	+1
23	PARK Sang-Hyeon	88	KOR	F	5	1	1	100.00	0	0	-5
23	PEDERSEN Rolf Einar	3	NOR	F	5	1	13	7.69	0	0	0
23	RAKOS Niklas	20	SWE	F	5	1	1	100.00	0	0	0
23	ROSA Gianluigi	3	ITA	D	5	1	12	8.33	1	0	0
23	TAKAHASHI Kazuhiro	55	JPN	F	5	1	7	14.29	0	0	+5



**LEGEND**

**D** Defence

**No** Jersey Number

**SHG** Shorthanded goals

**F** Forward

**Pos** Position

**SG%** Percentages of goals from total shots

**G** Goals

**PPG** Power play goals

**+/-** Net result of positive and negative participation

**GP** Number of games played

**S** Shots



## ASSIST LEADERS / MEILLEURS ASSISTANTS

As of SAT 20 MAR 2010 / En date du SAM 20 MAR 2010  
Including Game 20

(Ranked by highest A/ lowest GP)

Rank	Name	No	Team	Pos	GP	A	+/-
1	BOWDEN Brad	27	CAN	F	5	6	+7
1	BRIDGES Billy	18	CAN	F	5	6	+3
3	HOWARD Joe	23	USA	F	5	4	+5
3	NICHOLSON Todd	19	CAN	F	5	4	+4
3	PLANKER Florian	5	ITA	F	5	4	0
3	SALAMONE Alexi	21	USA	F	5	4	+5
3	TAKAHASHI Kazuhiro	55	JPN	F	5	4	+5
3	WESTLAKE Greg	12	CAN	F	5	4	+8
3	YOHE Andy	9	USA	D	5	4	+4
10	CAVALIERE Gian Luca	6	ITA	D	5	3	-1
10	DIXON Adam	11	CAN	D	5	3	+8
10	GEIER Michal	74	CZE	F	5	3	0
10	KVOCH Tomas	21	CZE	D	5	3	+2
10	UEHARA Daisuke	32	JPN	F	5	3	+5
15	ANDERSON Aron	4	SWE	F	5	2	-7
15	BJORNSTAD Helge	11	NOR	F	5	2	-2
15	CHACE Taylor	19	USA	D	5	2	+8
15	LABONTE Jean	17	CAN	D	5	2	+8
15	LANDEROS Nikko	15	USA	D	5	2	+8
15	LEE Jong-Kyung	28	KOR	F	5	2	-6
15	LIPSETT Taylor	7	USA	F	5	2	+8
15	PARK Sang-Hyeon	88	KOR	F	5	2	-5
15	ROSA Gianluigi	3	ITA	D	5	2	0
15	SUDO Satoru	24	JPN	D	5	2	+3
15	YOSHIKAWA Mamoru	13	JPN	F	5	2	+2
26	HAN Min-Su	68	KOR	D	4	1	-1
27	BOOKER Jeremy	8	CAN	F	5	1	+2
27	CHO Byeong-Seok	27	KOR	F	5	1	-5
27	ENDO Takayuki	10	JPN	D	5	1	+4
27	FOJTIK Erik	30	CZE	F	5	1	+1
27	GRASSI Raymond	21	CAN	D	5	1	+2
27	HABL Zdenek	82	CZE	F	5	1	0
27	INGVARSSON Niklas	3	SWE	D	5	1	-10
27	ISHIDA Naohiko	23	JPN	D	5	1	-1
27	JANG Jong-Ho	55	KOR	F	5	1	-3
27	JONES Tim	3	USA	F	5	1	+2
27	KRUPICKA Zdenek	96	CZE	F	5	1	-1
27	KUBES Pavel	29	CZE	D	5	1	+2
27	LEE Hae-Man	44	KOR	F	5	1	-4
27	LEE Yong-Min	23	KOR	D	5	1	-4
27	LEPERDI Gregory	73	ITA	F	5	1	-1
27	MURRAY Graeme	29	CAN	D	5	1	+2
27	PAULS Josh	14	USA	F	5	1	+5



Rank	Name	No	Team	Pos	GP	A	+/-
27	PEDERSEN Rolf Einar	3	NOR	F	5	1	0
27	ROVELSTAD Tommy	4	NOR	D	5	1	0
27	SAFRANEK Zdenek	24	CZE	F	5	1	-1
27	SHAW Greg	8	USA	F	5	1	+6
27	SVEE Stig Tore	8	NOR	F	5	1	-4

**LEGEND**

**A** Assists

**D** Defence

**F** Forward

**GP** Number of games played

**No** Jersey Number

**Pos** Position

**+/-** Net result of positive and negative participation



## DEFENSEMEN SCORING LEADERS MEILLEURS DÉFENSEURS MARQUEURS

As of SAT 20 MAR 2010 / En date du SAM 20 MAR 2010  
Including Game 20

(Ranked by highest PTS / highest G / lowest GP)

Rank	Name	No	Team	GP	G	A	PTS	PIM	+/-
1	DIXON Adam	11	CAN	5	4	3	7	2	+8
2	ENDO Takayuki	10	JPN	5	4	1	5	2	+4
3	CHACE Taylor	19	USA	5	3	2	5	6	+8
4	KVOCH Tomas	21	CZE	5	1	3	4	0	+2
5	YOHE Andy	9	USA	5	0	4	4	4	+4
6	ROVELSTAD Tommy	4	NOR	5	2	1	3	2	0
7	LABONTE Jean	17	CAN	5	1	2	3	2	+8
7	LANDEROS Nikko	15	USA	5	1	2	3	2	+8
7	ROSA Gianluigi	3	ITA	5	1	2	3	4	0
10	CAVALIERE Gian Luca	6	ITA	5	0	3	3	4	-1
11	INGVARSSON Niklas	3	SWE	5	1	1	2	12	-10
11	ISHIDA Naohiko	23	JPN	5	1	1	2	12	-1
11	KUBES Pavel	29	CZE	5	1	1	2	2	+2
14	SUDO Satoru	24	JPN	5	0	2	2	6	+3
15	CHO Young-Jae	10	KOR	5	1	0	1	0	-4
15	CONNELLY Jimmy	4	USA	5	1	0	1	0	+4
15	HAGEN Eskil	7	NOR	5	1	0	1	4	-2
18	HAN Min-Su	68	KOR	4	0	1	1	6	-1
19	GRASSI Raymond	21	CAN	5	0	1	1	8	+2
19	LEE Yong-Min	23	KOR	5	0	1	1	2	-4
19	MURRAY Graeme	29	CAN	5	0	1	1	4	+2

### LEGEND

<b>A</b>	Assists	<b>G</b>	Goals	<b>GP</b>	Number of games played
<b>No</b>	Jersey Number	<b>PIM</b>	Penalties in minutes	<b>PTS</b>	Points
<b>+/-</b>	Net result of positive and negative participation				





## FACE-OFF LEADERS / MEILLEURS JOUEURS DE REMISE EN JEU

As of SAT 20 MAR 2010 / En date du SAM 20 MAR 2010  
Including Game 20

(Ranked by highest FO%)

Rank	Name	No	Team	Pos	GP	FO+	FO-	FO+/-	FO%
1	HOWARD Joe	23	USA	F	5	47	14	33	77.05
2	TAKAHASHI Kazuhiro	55	JPN	F	5	67	35	32	65.69
3	BRIDGES Billy	18	CAN	F	5	56	34	22	62.22
4	EMMERSON Brad	5	USA	F	5	37	26	11	58.73
5	LORD Herve	3	CAN	F	5	26	19	7	57.78
6	PEDERSEN Rolf Einar	3	NOR	F	5	69	55	14	55.65
7	SHAW Greg	8	USA	F	5	32	27	5	54.24
8	PLANKER Florian	5	ITA	F	5	67	61	6	52.34
9	LEE Jong-Kyung	28	KOR	F	5	57	54	3	51.35
10	MISAWA Eiji	25	JPN	F	5	49	48	1	50.52
11	WESTLAKE Greg	12	CAN	F	5	16	16	0	50.00
12	KASK Jens	13	SWE	F	1	17	19	-2	47.22
13	SVEE Stig Tore	8	NOR	F	5	36	41	-5	46.75
14	NICHOLSON Todd	19	CAN	F	5	22	26	-4	45.83
15	LEPERDI Gregory	73	ITA	F	5	16	19	-3	45.71
16	JANG Jong-Ho	55	KOR	F	5	29	35	-6	45.31
17	ANDERSON Aron	4	SWE	F	5	29	36	-7	44.62
18	HABL Zdenek	82	CZE	F	5	50	68	-18	42.37
19	FOJTIK Erik	30	CZE	F	5	45	66	-21	40.54
20	LUNDGREN Rasmus	11	SWE	D	5	17	26	-9	39.53
21	ENGMARK Dedjo	18	SWE	F	5	10	17	-7	37.04
22	LEE Hae-Man	44	KOR	F	5	17	30	-13	36.17
23	HOLM Marcus	21	SWE	F	5	7	16	-9	30.43
24	CORVINO Valerio	68	ITA	F	5	4	16	-12	20.00

### NOTES

Average of four face-offs per game played required for ranking.

### LEGEND

<b>D</b>	Defence	<b>F</b>	Forward	<b>FO+</b>	Face-offs won
<b>FO-</b>	Face-offs lost	<b>FO+/-</b>	Face-offs net	<b>FO%</b>	Face-offs won as percentage
<b>GP</b>	Number of games played	<b>No</b>	Jersey Number	<b>Pos</b>	Position



## PLUS-MINUS LEADERS / MEILLEURS PLUS-MOINS

As of SAT 20 MAR 2010 / En date du SAM 20 MAR 2010  
Including Game 20

(Ranked by highest +/- / highest + /lowest GP)

Rank	Name	No	Team	Pos	GP	+	-	+/-
1	DIXON Adam	11	CAN	D	5	11	3	+8
1	LABONTE Jean	17	CAN	D	5	11	3	+8
1	WESTLAKE Greg	12	CAN	F	5	11	3	+8
4	CHACE Taylor	19	USA	D	5	8	0	+8
4	LANDEROS Nikko	15	USA	D	5	8	0	+8
4	LIPSETT Taylor	7	USA	F	5	8	0	+8
7	BOWDEN Brad	27	CAN	F	5	9	2	+7
8	SHAW Greg	8	USA	F	5	6	0	+6
9	TAKAHASHI Kazuhiro	55	JPN	F	5	9	4	+5
9	UEHARA Daisuke	32	JPN	F	5	9	4	+5
11	HOWARD Joe	23	USA	F	5	5	0	+5
11	PAULS Josh	14	USA	F	5	5	0	+5
11	SALAMONE Alexi	21	USA	F	5	5	0	+5
14	ENDO Takayuki	10	JPN	D	5	9	5	+4
15	NICHOLSON Todd	19	CAN	F	5	5	1	+4
16	CONNELLY Jimmy	4	USA	D	5	4	0	+4
16	YOHE Andy	9	USA	D	5	4	0	+4
18	BRIDGES Billy	18	CAN	F	5	7	4	+3
18	SUDO Satoru	24	JPN	D	5	7	4	+3
20	KUBES Pavel	29	CZE	D	5	5	3	+2
20	KVOCH Tomas	21	CZE	D	5	5	3	+2
20	YOSHIKAWA Mamoru	13	JPN	F	5	5	3	+2
23	BOOKER Jeremy	8	CAN	F	5	4	2	+2
23	GRASSI Raymond	21	CAN	D	5	4	2	+2
23	MURRAY Graeme	29	CAN	D	5	4	2	+2
26	JONES Tim	3	USA	F	5	2	0	+2
26	TORRES Bubba	25	USA	F	5	2	0	+2
28	DORION Marc	7	CAN	F	5	5	4	+1
29	FOJTIK Erik	30	CZE	F	5	4	3	+1
30	ITO Noritaka	59	JPN	F	5	3	2	+1

### LEGEND

<b>D</b> Defence	<b>F</b> Forward	<b>GP</b> Number of games played	<b>No</b> Jersey Number
<b>Pos</b> Position	<b>+</b> Positive participation	<b>-</b> Negative participation	
<b>+/-</b> Net result of positive and negative participation			



## MOST PENALISED PLAYERS / JOUEURS LES PLUS PÉNALISÉS

As of SAT 20 MAR 2010 / En date du SAM 20 MAR 2010  
Including Game 20

(Ranked by highest PIM / lowest GP)

Rank	Name	No	Team	Pos	GP	PIM	2	5	10	GM	MP	PAVG
1	ANNAKA Mikio	27	JPN	F	5	16	3	0	1	0	0	3.20
1	BRIDGES Billy	18	CAN	F	5	16	3	0	1	0	0	3.20
3	INGVARSSON Niklas	3	SWE	D	5	12	6	0	0	0	0	2.40
3	ISHIDA Naohiko	23	JPN	D	5	12	6	0	0	0	0	2.40
5	CHO Byeong-Seok	27	KOR	F	5	10	5	0	0	0	0	2.00
5	CONDELLO Giuseppe	69	ITA	D	5	10	5	0	0	0	0	2.00
5	GEIER Michal	74	CZE	F	5	10	5	0	0	0	0	2.00
5	JUNG Seung-Hwan	14	KOR	F	5	10	5	0	0	0	0	2.00
9	GRASSI Raymond	21	CAN	D	5	8	4	0	0	0	0	1.60
9	HOLM Marcus	21	SWE	F	5	8	4	0	0	0	0	1.60
9	PARK Sang-Hyeon	88	KOR	F	5	8	4	0	0	0	0	1.60
9	PLANKER Florian	5	ITA	F	5	8	4	0	0	0	0	1.60
13	HAN Min-Su	68	KOR	D	4	6	3	0	0	0	0	1.50
14	BERGER Jiri	10	CZE	F	5	6	3	0	0	0	0	1.20
14	BJORNSTAD Helge	11	NOR	F	5	6	3	0	0	0	0	1.20
14	CHACE Taylor	19	USA	D	5	6	3	0	0	0	0	1.20
14	HOWARD Joe	23	USA	F	5	6	3	0	0	0	0	1.20
14	JOHANSEN Loyd Remi	17	NOR	F	5	6	3	0	0	0	0	1.20
14	LIPSETT Taylor	7	USA	F	5	6	3	0	0	0	0	1.20
14	PEDERSEN Rolf Einar	3	NOR	F	5	6	3	0	0	0	0	1.20
14	SALAMONE Alexi	21	USA	F	5	6	3	0	0	0	0	1.20
14	SUDO Satoru	24	JPN	D	5	6	3	0	0	0	0	1.20
23	BALOSSETTI Bruno	14	ITA	D	5	4	2	0	0	0	0	0.80
23	CAVALIERE Gian Luca	6	ITA	D	5	4	2	0	0	0	0	0.80
23	DORION Marc	7	CAN	F	5	4	2	0	0	0	0	0.80
23	FOJTIK Erik	30	CZE	F	5	4	2	0	0	0	0	0.80
23	HABL Zdenek	82	CZE	F	5	4	2	0	0	0	0	0.80
23	HAGEN Eskil	7	NOR	D	5	4	2	0	0	0	0	0.80
23	ITO Noritaka	59	JPN	F	5	4	2	0	0	0	0	0.80
23	JONES Tim	3	USA	F	5	4	2	0	0	0	0	0.80
23	KLIMA Zdenek	26	CZE	D	5	4	2	0	0	0	0	0.80
23	LEPERDI Gregory	73	ITA	F	5	4	2	0	0	0	0	0.80
23	MISAWA Eiji	25	JPN	F	5	4	2	0	0	0	0	0.80
23	MURRAY Graeme	29	CAN	D	5	4	2	0	0	0	0	0.80
23	NICHOLSON Todd	19	CAN	F	5	4	2	0	0	0	0	0.80
23	PALAT David	77	CZE	F	5	4	2	0	0	0	0	0.80
23	ROSA Gianluigi	3	ITA	D	5	4	2	0	0	0	0	0.80
23	ROYNE Kjell Vidar	13	NOR	F	5	4	2	0	0	0	0	0.80
23	UEHARA Daisuke	32	JPN	F	5	4	2	0	0	0	0	0.80
23	WESTLAKE Greg	12	CAN	F	5	4	2	0	0	0	0	0.80
23	YOHE Andy	9	USA	D	5	4	2	0	0	0	0	0.80



**LEGEND**

**2** Two (2) minute penalties  
**F** Forward  
**MP** Match penalties  
**Pos** Position

**5** Five (5) minute penalties  
**GK** Goalkeeper  
**No** Jersey Number

**10** Ten (10) minute penalties  
**GM** Game/gross misconducts  
**PAVG** PIM (average) per game

**D** Defence  
**GP** Games played  
**PIM** Penalties in minutes



**BEST PLAYERS SELECTED BY THE DIRECTORATE  
MEILLEURS JOUEURS CHOISIS PAR LA DIRECTION**

Award	Number	Name	Team
Best Goalkeeper	34	CASH Steve	USA - United States
Best Defenseman	19	CHACE Taylor	USA - United States
Best Forward	12	WESTLAKE Greg	CAN - Canada
Most Valuable Player	27	BOWDEN Brad	CAN - Canada



**MEDIA ALL STARS AND MOST VALUABLE PLAYER /  
ÉTOILES CHOISIES PAR LES MÉDIAS ET JOUEURS LE PLUS UTILES**

As of SAT 20 MAR 2010 / En date du SAM 20 MAR 2010

	Position	Name	NOC Code
<b>Media All-Stars:</b>	Goalkeeper	CASH Steve	USA
	Defensemen	CHACE Taylor	USA
		DIXON Adam	CAN
	Forward	WESTLAKE Greg	CAN
		SALAMONE Alexi	USA
PLANKER Florian		ITA	
<b>Most Valuable Player:</b>	Forward	BOWDEN Brad	CAN



## COMPETITION OFFICIALS / OFFICIELS DE COMPÉTITION

As of SAT 6 MAR / En date du SAM 6 MAR 2010

Function	Name	NOC
<b>Supervisors</b>		
Technical Delegate	BLASE Keith	USA – United States of America
Assistant Technical Delegate	GOODINGS Tom	CAN – Canada
Chairman of the Directorate	LAGACE Greg	CAN – Canada
Referee Supervisor	BRINKMAN Scott	USA – United States of America
Assistant Referee Supervisor	MacDONALD Scott	CAN – Canada
Chief Classifier	PETTERSSON Michael	SWE – Sweden
Classifier	BERNARDI Marco	ITA – Italy
Classifier	OLSSON James	USA – United States of America
<b>On-ice Officials</b>		
Referee	BERKEBILE Derek	USA – United States of America
	BOESE Paul	CAN – Canada
	BOKAL Scott	USA – United States of America
	HEGLE Petter Vojan	NOR – Norway
	MATTE Paul	CAN – Canada
	MORRISON Jonathan	USA – United States of America
Linesman	BEELIN Lodewijk	NED – Netherlands
	DAGENAIS Eric	CAN – Canada
	FRERICHS Brian	USA – United States of America
	HELTMAN Tomasz	POL – Poland
	MARQUETTE William	USA – United States of America
	RICHARDSON Steven	NOR – Norway
	ROETHLISBERGER Brad Anton	USA – United States of America
	THOEGER-ANDRESEN Kai Gunner	NOR – Norway
	TOODE Maksim	EST – Estonia
	WESLEY Leon	CZE – Czech Republic
<b>Off-ice Officials</b>		
Goal Judge	BOND Gerry	CAN – Canada
	BRERETON Chris	CAN – Canada
	BROEDERS Frank	CAN – Canada
	GOWAN Steve	CAN – Canada
	QUON Norm	CAN – Canada
	SHAW Alan	CAN – Canada
Game Timekeeper	DALING Calvin	CAN – Canada
	DESCHUTTER Thomas	CAN – Canada
	MARTIN Bob	CAN – Canada
	WATSON Scott	CAN – Canada
Official Scorer	BRADBURY Gary	CAN – Canada



## COMPETITION OFFICIALS / OFFICIELS DE COMPÉTITION

As of SAT 6 MAR / En date du SAM 6 MAR 2010

Function	Name	NOC
	HUDEMA Terry	CAN – Canada
	PETRULLO Ed	USA - United States of America
	THOMAS Richard	CAN – Canada
Penalty Box Assistant	CEH Anthony	CAN – Canada
	FLORIA John	CAN – Canada
	NICOLSON Fred	CAN – Canada
	SOGAARD Leif	CAN – Canada

### NOTES

Officials data may be updated until start of competition.





[vancouver2010.com](http://vancouver2010.com)

Vancouver Organizing Committee for the 2010 Olympic and Paralympic Winter Games  
Comité d'organisation des Jeux olympiques et paralympiques d'hiver de 2010 à Vancouver

™ Trademark © Copyright 2006 Vancouver Organizing Committee for the 2010 Olympic and Paralympic Winter Games. All rights reserved.  
Printed on 10% post-consumer recycled paper, processed chlorine free.