

VANCOUVER 2010™



Official Results Book
Cross-Country Skiing

14 to 21 March

Brochure des résultats officiels
Ski de fond

14 au 21 mars



TABLE OF CONTENTS / TABLE DES MATIÈRES

Table of Contents

Competition Schedule

Medal Standings

Medallists by Event

Number of Entries by Sport and Class

Men

Women

Men

1 km Sprint

Standing

Official Results

Sitting

Official Results

Visually Impaired

Official Results

10 km Individual

Standing

Official Results

Sitting

Official Results

Visually Impaired

Official Results

15 km Individual

Sitting

Official Results

20 km Individual

Standing

Official Results

Visually Impaired

Official Results

1x4 km + 2x5 km Relay

All Classes

Official Results

Women

1 km Sprint

Standing

Official Results

Sitting

Official Results

Visually Impaired

Official Results



TABLE OF CONTENTS / TABLE DES MATIÈRES

5 km Individual

Standing

Official Results

Sitting

Official Results

Visually Impaired

Official Results

10 km Individual

Sitting

Official Results

15 km Individual

Standing

Official Results

Visually Impaired

Official Results

3x2.5 km Relay

All Classes

Official Results

Competition Officials



COMPETITION SCHEDULE / HORAIRE DES ÉPREUVES

As Of FRI 12 MAR 2010 / En date du VEN 12 MAR 2010

Date	Start Time	Event
SUN 14 MAR	10:00	Men's 15 km, Sitting
	12:00	Women's 10 km, Sitting
MON 15 MAR	10:00	Men's 20 km, Standing, F
	10:15	Men's 20 km, Vis Imp, F
	12:25	Women's 15 km, Standing, F
	12:35	Women's 15 km, Vis Imp, F
THU 18 MAR	10:00	Men's 10 km, Standing, C
	10:16	Men's 10 km, Vis Imp, C
	10:24	Women's 5 km, Standing, C
	10:32	Women's 5 km, Vis Imp, C
	12:00	Women's 5 km, Sitting
	12:20	Men's 10 km, Sitting
SAT 20 MAR	10:00	Women's Relay 3x2.5 km
	12:00	Men's Relay 1x4 km + 2x5 km
SUN 21 MAR	10:00	Men's 1 km Sprint Qualification, Sit
	10:18	Women's 1 km Sprint Qualification, Sit
	10:45	Men's 1 km Sprint Qualif, Vis Imp, C
	11:00	Men's 1 km Sprint Qualif, Stand, C
	11:25	Women's 1 km Sprint Qualif, Vis Imp, C
	11:37	Women's 1 km Sprint Qualif, Stand, C
	12:00	Men's 1 km Sprint Semifinal 1, Sit
	12:05	Men's 1 km Sprint Semifinal 2, Sit
	12:10	Women's 1 km Sprint Semifinal 1, Sit
	12:15	Women's 1 km Sprint Semifinal 2, Sit
	12:20	Men's 1 km Sprint Semif 1, Vis Imp, C
	12:25	Men's 1 km Sprint Semif 2, Vis Imp, C
	12:30	Women's 1 km Sprint Semif 1, Vis Imp, C
	12:35	Women's 1 km Sprint Semif 2, Vis Imp, C
	12:40	Men's 1 km Sprint Semifinal 1, Stand, C
	12:45	Men's 1 km Sprint Semifinal 2, Stand, C
	12:50	Women's 1 km Sprint Semif 1, Stand, C
	12:55	Women's 1 km Sprint Semif 2, Stand, C
	13:15	Men's 1 km Sprint Final, Sitting
	13:20	Women's 1 km Sprint Final, Sitting
13:25	Men's 1 km Sprint Final, Vis Imp, C	
13:30	Women's 1 km Sprint Final, Vis Imp, C	
13:35	Men's 1 km Sprint Final, Standing, C	
13:40	Women's 1 km Sprint Final, Standing, C	

NOTES

Schedule is subject to change



MEDAL STANDINGS / CLASSEMENT PAR MÉDAILLÉS

As Of SUN 21 MAR 2010 / En date du DIM 21 MAR 2010

AFTER 20 OF 20 EVENTS

Rank	NPC Code	Men				Women				Total				Rank by Total
		G	S	B	Tot	G	S	B	Tot	G	S	B	Tot	
1	RUS - Russian Federation	5	6	3	14	2	3	3	8	7	9	6	22	1
2	CAN - Canada	3			3		1	1	2	3	1	1	5	4
3	GER - Germany					3	1		4	3	1		4	5
4	UKR - Ukraine		1	1	2	2	4	1	7	2	5	2	9	2
5	JPN - Japan	2			2		1		1	2	1		3	=6
6	BLR - Belarus			2	2	2		4	6	2		6	8	3
7	ITA - Italy		1	1	2	1			1	1	1	1	3	=6
8	NOR - Norway		2	1	3						2	1	3	=6
9	FIN - Finland			1	1							1	1	=9
9	POL - Poland							1	1			1	1	=9
9	SWE - Sweden			1	1							1	1	=9
	Total:	10	10	10	30	10	10	10	30	20	20	20	60	

LEGEND

= Shared Rank Total Total



MEDALLISTS BY EVENT / MÉDAILLÉS PAR ÉPREUVE

As Of SUN 21 MAR 2010 / En date du DIM 21 MAR 2010

AFTER 20 OF 20 EVENTS

Event Name	Date	Medal	Name	NPC Code
Men's 15 km, Sitting	14 MAR 2010	Gold	ZARIPOV Irek	RUS
		Silver	PETUSHKOV Roman	RUS
		Bronze	MASIELLO Enzo	ITA
Women's 10 km, Sitting	14 MAR 2010	Gold	VAUCHOK Liudmila	BLR
		Silver	BOURGONJE Colette	CAN
		Bronze	IURKOVSKA Olena	UKR
Men's 20 km Free, Standing	15 MAR 2010	Gold	MIKHAYLOV Kirill	RUS
		Silver	ULSET Nils-Erik	NOR
		Bronze	KONONOV Vladimir	RUS
Men's 20 km Free, Visually Impaired	15 MAR 2010	Gold	McKEEVER Brian Guide: McKEEVER Robin	CAN
		Silver	POLUKHIN Nikolay Guide: TOKAREV Andrey	RUS
		Bronze	SHAPTSIABOI Vasili Guide: SHABLOUSKI Mikalai	BLR
Women's 15 km Free, Standing	15 MAR 2010	Gold	BURMISTROVA Anna	RUS
		Silver	BATENKOVA Iuliia	UKR
		Bronze	ROGOWIEC Katarzyna	POL
Women's 15 km Free, Visually Impaired	15 MAR 2010	Gold	BENTELE Verena Guide: FRIEDRICH Thomas	GER
		Silver	VASILYEVA Liubov Guide: YAKIMOVA Natalia	RUS
		Bronze	SKORABAHATAYA Yadviha Guide: HAURUKOVICH Vasili	BLR
Men's 10 km Classic, Standing	18 MAR 2010	Gold	NITTA Yoshihiro	JPN
		Silver	MIKHAYLOV Kirill	RUS
		Bronze	VOVCHYNSKYI Grygorii	UKR
Men's 10 km Classic, Visually Impaired	18 MAR 2010	Gold	McKEEVER Brian Guide: McKEEVER Robin	CAN
		Silver	FLO Helge Guide: LOSNEGARD Thomas	NOR
		Bronze	POLUKHIN Nikolay Guide: TOKAREV Andrey	RUS
Women's 5 km Classic, Standing	18 MAR 2010	Gold	KONONOVA Oleksandra	UKR
		Silver	BATENKOVA Iuliia	UKR
		Bronze	VARONA Larysa	BLR
Women's 5 km Classic, Visually Impaired	18 MAR 2010	Gold	BENTELE Verena Guide: FRIEDRICH Thomas	GER
		Silver	LYSOVA Mikhailina Guide: IVANOV Alexey	RUS
		Bronze	ILYUCHENKO Tatiana Guide: KOSHKIN Valery	RUS
Women's 5 km, Sitting	18 MAR 2010	Gold	VAUCHOK Liudmila	BLR
		Silver	ESKAU Andrea	GER
		Bronze	BOURGONJE Colette	CAN
Men's 10 km, Sitting	18 MAR 2010	Gold	ZARIPOV Irek	RUS
		Silver	MASIELLO Enzo	ITA
		Bronze	LOBAN Dzmitry	BLR



MEDALLISTS BY EVENT / MÉDAILLÉS PAR ÉPREUVE

As Of SUN 21 MAR 2010 / En date du DIM 21 MAR 2010

Event Name	Date	Medal	Name	NPC Code
Women's Relay 3x2.5 km	20 MAR 2010	Gold	IOVLEVA Maria LYSOVA Mikhailina Guide: IVANOV Alexey VASILYEVA Liubov Guide: YAKIMOVA Natalia	RUS RUS RUS
		Silver	IURKOVSKA Olena BATENKOVA Iuliia KONONOVA Oleksandra	UKR UKR UKR
		Bronze	VARONA Larysa VAUCHOK Liudmila SKORABAHATAYA Yadviha Guide: HAURUKOVICH Vasili	BLR BLR BLR
Men's Relay 1x4 km + 2x5 km	20 MAR 2010	Gold	SHILOV Sergey MIKHAYLOV Kirill POLUKHIN Nikolay Guide: TOKAREV Andrey	RUS RUS RUS
		Silver	KOSTIUK Iurii VOVCHYNSKYI Grygorii LUKYANENKO Vitaliy Guide: IVANOV Volodymyr	UKR UKR UKR
		Bronze	LARSEN Trygve Toskedal DAHLE Vegard ULSET Nils-Erik	NOR NOR NOR
Men's 1 km Sprint, Sitting	21 MAR 2010	Gold	SHILOV Sergey	RUS
		Silver	ZARIPOV Irek	RUS
		Bronze	KISELEV Vladimir	RUS
Women's 1 km Sprint, Sitting	21 MAR 2010	Gold	PORCELLATO Francesca	ITA
		Silver	IURKOVSKA Olena	UKR
		Bronze	VAUCHOK Liudmila	BLR
Men's 1 km Sprint Classic, Visually Impaired	21 MAR 2010	Gold	McKEEVER Brian Guide: McKEEVER Robin	CAN
		Silver	POLUKHIN Nikolay Guide: TOKAREV Andrey	RUS
		Bronze	MODIN Zebastian Guide: ACKEROT Albin	SWE
Women's 1 km Sprint Classic, Visually Impaired	21 MAR 2010	Gold	BENTELE Verena Guide: FRIEDRICH Thomas	GER
		Silver	LYSOVA Mikhailina Guide: IVANOV Alexey	RUS
		Bronze	VASILYEVA Liubov Guide: YAKIMOVA Natalia	RUS
Men's 1 km Sprint Classic, Standing	21 MAR 2010	Gold	NITTA Yoshihiro	JPN
		Silver	MIKHAYLOV Kirill	RUS
		Bronze	TUOMISTO Ilkka	FIN
Women's 1 km Sprint Classic, Standing	21 MAR 2010	Gold	KONONOVA Oleksandra	UKR
		Silver	OTA Shoko	JPN
		Bronze	BURMISTROVA Anna	RUS



NUMBER OF ENTRIES BY SPORT AND CLASS
NOMBRE DE PARTICIPANT(E)S PAR SPORT ET CLASSE

As Of FRI 12 MAR 2010 / En date du VEN 12 MAR 2010

NPC Code	Standing							Sitting					Visually Impaired			Total	
	LW 2	LW 3	LW 4	LW 5/7	LW 6	LW 8	LW 9	LW 10	LW 10.5	LW 11	LW 11.5	LW 12	B1	B2	B3		
AUS						1				1							2
AUT							1			1							2
BLR						1				1		3		1			6
BUL													1		1		2
CAN		1			1						1	1			2		6
CHN			1	1	2							1					5
DEN																	
FIN						1								2			3
FRA					1			1		2	1		1				6
GER				1	1	2							1	1			6
GRL																	
ITA										1	1	1					3
JPN	1					2		1		1							5
KAZ					1												1
KOR															1		1
MGL					1	1											2
NOR	1	1	2							1		1	1				7
POL		1										1	2				4
RUS	1		1	1	1	3		1				4	1	2			15
SUI												1					1
SVK												1		1			2
SWE													1	1			2
UKR					1	2			2			1	1	1	2		10
USA										2	1	1					4
Total Athletes	3	3	4	3	9	13	1	3	2	10	5	17	7	9	6		95
Total NPC	3	3	3	3	8	8	1	3	1	8	5	11	7	7	4		22



NUMBER OF ENTRIES BY SPORT AND CLASS
NOMBRE DE PARTICIPANT(E)S PAR SPORT ET CLASSE

As Of FRI 12 MAR 2010 / En date du VEN 12 MAR 2010

NPC Code	Standing							Sitting					Visually Impaired			Total
	LW 2	LW 3	LW 4	LW 5/7	LW 6	LW 8	LW 9	LW 10	LW 10.5	LW 11	LW 11.5	LW 12	B1	B2	B3	
AUS																
AUT																
BLR							1			1				1		3
BUL														1		1
CAN						1	1	1						1	2	6
CHN					1	1										2
DEN											1		1			2
FIN						1										1
FRA															1	1
GER										1			1			2
GRL																
ITA					1	1		1								3
JPN					1	1							1			3
KAZ																
KOR									1							1
MGL																
NOR												1				1
POL				1		2										3
RUS						2		1				2	1	1	2	9
SUI			1													1
SVK																
SWE						1										1
UKR					1	1		1	1		1	2		1		8
USA						1				1						2
Total Athletes			1	1	4	13	1	4	2	3	2	5	4	5	5	50
Total NPC			1	1	4	11	1	4	2	3	2	3	4	5	3	18



OFFICIAL RESULTS / RÉSULTATS OFFICIELS

SUN 21 MAR 2010 / DIM 21 MAR 2010 START TIME 13:43 END TIME 13:46

Jury		Course Information	
IPC Technical Delegate	NEESER Hans Peter (SUI)	Course Name:	1.2 km Course
IPC Technical Delegate	EGLI Christian (SUI)	Height Difference (HD)	25 m
Chief of Competition	BERNHARDT Rob (CAN)	Maximum Climb (MC)	25 m
Jury Member	WALSH Rob (USA)	Total Climb (TC)	39 m
Jury Member	SABASTEANSKI Matt (USA)	Length of Lap	1240 m
		Laps	1

Rank	Bib	Round	Name	NPC Code	Sport Class	%	Remarks
1	2	Final	NITTA Yoshihiro	JPN	LW8	92	
2	1	Final	MIKHAYLOV Kirill	RUS	LW4	96	
3	3	Final	TUOMISTO Ilkka	FIN	LW8	92	
4	4	Final	DAHLE Vegard	NOR	LW4	96	
5	6	Semifinal	UHLIG Tino	GER	LW8	92	
6	8	Semifinal	VOVCHYNSKYI Grygorii	UKR	LW8	92	
7	5	Semifinal	BALUKHTO Oleg	RUS	LW6	91	
8	7	Semifinal	MAKAMEDINOV Alfis	RUS	LW2	92	
9	58	Qualification	ARENDZ Mark	CAN	LW6	91	
10	75	Qualification	KOLODZIEJ Jan	POL	LW3	87	
11	81	Qualification	LAYKOV Vyacheslav	RUS	LW8	92	
12	72	Qualification	KONONOV Vladimir	RUS	LW5/7	79	
13	80	Qualification	HAUGEN Kjartan Nesbakken	NOR	LW4	96	
14	77	Qualification	TAKIGAMI Kenji	JPN	LW2	91	
15	73	Qualification	MINNEGULOV Rushan	RUS	LW8	92	
16	68	Qualification	OELSNER Thomas	GER	LW6	91	
17	79	Qualification	SYTNYK Vitalii	UKR	LW6	91	
18	85	Qualification	BOURSEAU Yannick	FRA	LW6	91	
19	71	Qualification	CHENG Shishuai	CHN	LW6	91	
20	70	Qualification	LESHCHYSHYN Oleh	UKR	LW8	92	
21	84	Qualification	MOSHER Tyler	CAN	LW3	94	
22	78	Qualification	MILLAR James	AUS	LW8	92	
23	57	Qualification	SILCHANKA Sjarhei	BLR	LW8	92	
24	67	Qualification	DAROVSKIKH Valery	RUS	LW8	92	
25	74	Qualification	DU Haitao	CHN	LW5/7	79	
26	69	Qualification	SATO Keiichi	JPN	LW8	92	
27	83	Qualification	ZOU Dexin	CHN	LW6	91	
28	87	Qualification	ENKHBAATAR Zorig	MGL	LW6	91	
29	89	Qualification	LI Bo	CHN	LW4	96	
30	88	Qualification	NYAMAA Sukhbaatar	MGL	LW8	92	
31	86	Qualification	SYSSOLYATIN Oleg	KAZ	LW6	91	

Did not start

61	Qualification	KURZ Michael	AUT	LW9	91
76	Qualification	GIESEN Josef	GER	LW5/7	79



OFFICIAL RESULTS / RÉSULTATS OFFICIELS

SUN 21 MAR 2010 / DIM 21 MAR 2010 START TIME 13:43 END TIME 13:46

Weather	Snow Condition	Temperatures		Competitors				
		Air	Snow	Entries	Ranked	DNS	DNF	DSQ
Rain	Wet	3.7°C	-0.1°C	33	31	2	0	0

IPC Technical Delegate



EGLI Christian (SUI)

Competition Secretary



FLOOD Nancy (CAN)

LEGEND

IPC International Paralympic Committee NPC National Paralympic Committee TD Technical Delegate



OFFICIAL RESULTS / RÉSULTATS OFFICIELS

SUN 21 MAR 2010 / DIM 21 MAR 2010 START TIME 13:15 END TIME 13:18

Jury		Course Information	
IPC Technical Delegate	NEESER Hans Peter (SUI)	Course Name:	800 m Course
IPC Technical Delegate	EGLI Christian (SUI)	Height Difference (HD)	9 m
Chief of Competition	BERNHARDT Rob (CAN)	Maximum Climb (MC)	9 m
Jury Member	WALSH Rob (USA)	Total Climb (TC)	20 m
Jury Member	SABASTEANSKI Matt (USA)	Length of Lap	800 m
		Laps	1

Rank	Bib	Round	Name	NPC Code	Sport Class	%	Remarks
1	3	Final	SHILOV Sergey	RUS	LW10	86	
2	2	Final	ZARIPOV Irek	RUS	LW12	100	
3	4	Final	KISELEV Vladimir	RUS	LW12	100	
4	5	Final	KOSTIUK Iurii	UKR	LW10.5	91	
5	1	Semifinal	PETUSHKOV Roman	RUS	LW12	100	
6	6	Semifinal	LARSEN Trygve Toskedal	NOR	LW12	100	
7	7	Semifinal	LOBAN Dzmirty	BLR	LW12	100	
8	8	Semifinal	MARGUERETTAZ Alain	FRA	LW11	94	
9	2	Qualification	KLEBL Chris	USA	LW11	94	
10	13	Qualification	HALSTED Sean	USA	LW11.5	98	
11	8	Qualification	SOULE Andy	USA	LW12	100	
12	1	Qualification	DAVIDOVICH Aliaksandr	BLR	LW12	100	
13	30	Qualification	FAGERHOI Per	NOR	LW11	94	
14	34	Qualification	FU Chunshan	CHN	LW12	100	
15	27	Qualification	KHYZHNYAK Sergiy	UKR	LW12	100	
16	4	Qualification	ROSIEK Kamil	POL	LW12	100	
17	20	Qualification	LUKYANENKA Yauheni	BLR	LW12	100	
18	25	Qualification	MALLORY Greg	USA	LW11	94	
19	35	Qualification	BETTEGA Georges	FRA	LW11.5	98	
20	7	Qualification	MASIELLO Enzo	ITA	LW11	94	
21	23	Qualification	KUBO Kozo	JPN	LW11	94	
22	16	Qualification	GAJDICIAR Vladimir	SVK	LW12	100	
23	22	Qualification	SAMCHENKO Ruslan	UKR	LW10.5	91	
24	29	Qualification	RUEPP Roland	ITA	LW11.5	98	
25	33	Qualification	PRONKA Barys	BLR	LW11	94	
26	31	Qualification	MONYPENNY Dominic	AUS	LW11	94	
27	15	Qualification	FLIS Sylwester	POL	LW11.5	98	
28	28	Qualification	HUBER Bruno	SUI	LW12	100	
29	26	Qualification	GIBSON Lou	CAN	LW12	100	
30	24	Qualification	WATOR Robert	POL	LW12	100	
31	19	Qualification	LEHNER Manfred	AUT	LW11	94	
32	17	Qualification	FORTIER Sebastien	CAN	LW11.5	98	
33	21	Qualification	RAOUX Thierry	FRA	LW10	86	
34	18	Qualification	NAGATA Hiroyuki	JPN	LW10	86	
35	11	Qualification	ROSIQUE Romain	FRA	LW11	94	



OFFICIAL RESULTS / RÉSULTATS OFFICIELS

SUN 21 MAR 2010 / DIM 21 MAR 2010 START TIME 13:15 END TIME 13:18

Weather	Snow Condition	Temperatures		Competitors				
		Air	Snow	Entries	Ranked	DNS	DNF	DSQ
Rain	Wet	3.7°C	-0.1°C	35	35	0	0	0

IPC Technical Delegate



EGLI Christian (SUI)

Competition Secretary



FLOOD Nancy (CAN)

LEGEND

IPC International Paralympic Committee **NPC** National Paralympic Committee **TD** Technical Delegate



OFFICIAL RESULTS / RÉSULTATS OFFICIELS

SUN 21 MAR 2010 / DIM 21 MAR 2010 START TIME 13:29 END TIME 13:33

Jury		Course Information	
IPC Technical Delegate	NEESER Hans Peter (SUI)	Course Name:	1.2 km Course
IPC Technical Delegate	EGLI Christian (SUI)	Height Difference (HD)	25 m
Chief of Competition	BERNHARDT Rob (CAN)	Maximum Climb (MC)	25 m
Jury Member	WALSH Rob (USA)	Total Climb (TC)	39 m
Jury Member	SABASTEANSKI Matt (USA)	Length of Lap	1240 m
		Laps	1

Rank	Bib	Round	Name	NPC Code	Sport Class	%	Remarks
1	1	Final	McKEEVER Brian Guide: McKEEVER Robin	CAN	B3	100	
2	5	Final	POLUKHIN Nikolay Guide: TOKAREV Andrey	RUS	B2	98	
3	2	Final	MODIN Zebastian Guide: ACKEROT Albin	SWE	B1	87	
4	3	Final	HOFLE Frank Guide: WACHLIN Johannes	GER	B2	98	
5	6	Semifinal	LUKYANENKO Vitaliy Guide: IVANOV Volodymyr	UKR	B3	100	
6	8	Semifinal	OLLANKETO Jarmo Guide: TORMANEN Marko	FIN	B2	98	
7	7	Semifinal	BREM Wilhelm Guide: GRIMM Florian	GER	B1	87	
8	4	Semifinal	IM Hak-Su Guide: PARK Yoon-Bae	KOR	B3	100	IPC 314.1.1
9	42	Qualification	SHAPTSIABOI Vasili Guide: SHABLOUSKI Mikalai	BLR	B2	98	
10	50	Qualification	FLO Helge Guide: LOSNEGARD Thomas	NOR	B1	87	
11	38	Qualification	SHULGA Dmytro Guide: KUCHERYAVIY Sergiy	UKR	B2	98	
12	39	Qualification	UTKIN Iurii Guide: KAZAKOV Vitaliy	UKR	B3	100	
13	36	Qualification	KUPCHINSKIY Valery Guide: DUBOV Viacheslav	RUS	B1	87	
14	48	Qualification	BALAZ Marian	SVK	B2	98	
15	49	Qualification	CLARION Thomas Guide: TERRAZ Tommy	FRA	B1	87	
16	46	Qualification	AXELSSON Hakan Guide: WESTMAN Mattias	SWE	B2	98	
17	53	Qualification	MUNTS Oleg Guide: BABAR Borys	UKR	B1	87	
18	44	Qualification	KLEMETTI Rudolf Guide: TORPO Lasse	FIN	B2	98	
19	47	Qualification	NOVIKOV Alexei Guide: STIRLING Jamie	CAN	B3	100	
20	56	Qualification	STOYANOV Aleksandar Guide: PLANKOV Iskren	BUL	B3	100	
21	55	Qualification	VATOV Ivaylo Guide: LEBANOV Yordan	BUL	B1	87	



OFFICIAL RESULTS / RÉSULTATS OFFICIELS

SUN 21 MAR 2010 / DIM 21 MAR 2010 START TIME 13:29 END TIME 13:33

Weather	Snow Condition	Temperatures		Competitors				
		Air	Snow	Entries	Ranked	DNS	DNF	DSQ
Rain	Wet	3.7°C	-0.1°C	21	21	0	0	0

IPC Technical Delegate



EGLI Christian (SUI)

Competition Secretary



FLOOD Nancy (CAN)

LEGEND

IPC International Paralympic Committee **NPC** National Paralympic Committee **TD** Technical Delegate



OFFICIAL RESULTS / RÉSULTATS OFFICIELS

THU 18 MAR 2010 / JEU 18 MAR 2010 START TIME 10:00 END TIME 11:04

Jury		Course Information	
IPC Technical Delegate	NEESER Hans Peter (SUI)	Course Name:	5.0 km Course
IPC Technical Delegate	EGLI Christian (SUI)	Height Difference (HD)	63 m
Chief of Competition	BERNHARDT Rob (CAN)	Maximum Climb (MC)	45 m
Jury Member	WALSH Rob (USA)	Total Climb (TC)	355 m
Jury Member	SABASTEANSKI Matt (USA)	Length of Lap	5150 m
		Laps	2

Rank	Bib	Name	NPC Code	Sport Class	%	2.3 km	5.0 km	7.3 km	Real Time	Delta	Result
1	26	NITTA Yoshihiro	JPN	LW8	92	5:26.0 (1)	12:57.8 (1)	18:48.6 (1)	28:47.7		26:29.5
2	29	MIKHAYLOV Kirill	RUS	LW4	96	5:44.4 (2)	13:21.9 (2)	19:30.7 (3)	28:09.3	+33.6	27:01.7
3	30	VOVCHYNSKYI Grygorii	UKR	LW8	92	5:48.6 (5)	13:27.7 (3)	19:19.1 (2)	29:24.9	+37.2	27:03.7
4	23	DAHLE Vegard	NOR	LW4	96	5:47.9 (4)	13:32.4 (4)	19:39.0 (4)	28:41.7	+1:06.0	27:32.8
5	20	UHLIG Tino	GER	LW8	92	6:00.2 (11)	13:40.0 (6)	20:20.6 (7)	30:50.4	+2:02.7	28:22.4
6	14	BALUKHTO Oleg	RUS	LW6	91	5:47.3 (3)	13:35.8 (5)	20:21.1 (8)	31:14.9	+2:08.2	28:26.2
7	16	LAYKOV Vyacheslav	RUS	LW8	92	5:54.6 (8)	13:48.7 (8)	20:18.3 (5)	31:05.6	+2:17.9	28:36.4
8	7	MINNEGULOV Rushan	RUS	LW8	92	6:13.2 (15)	14:13.2 (10)	20:35.0 (9)	31:12.0	+2:24.3	28:42.2
9	25	TUOMISTO Ilkka	FIN	LW8	92	5:52.8 (7)	13:41.4 (7)	20:19.6 (6)	31:16.4	+2:28.7	28:46.3
10	9	SYTYNYK Vitalii	UKR	LW6	91	5:59.4 (10)	14:05.0 (9)	20:53.3 (10)	32:07.7	+3:01.0	29:14.2
11	10	LESHCHYSHYN Oleh	UKR	LW8	92	6:26.6 (18)	14:43.8 (13)	21:25.6 (12)	32:07.6	+3:19.9	29:33.4
12	22	ARENDZ Mark	CAN	LW6	91	5:56.4 (9)	14:31.4 (12)	21:28.1 (13)	32:42.4	+3:35.7	29:45.8
13	11	KONONOV Vladimir	RUS	LW5/7	79	6:27.3 (19)	14:45.3 (14)	21:20.9 (11)	37:55.8	+4:23.8	29:57.9
14	24	KURZ Michael	AUT	LW9	91	6:15.0 (16)	14:59.0 (16)	21:50.7 (14)	33:59.8	+4:53.1	30:56.2
15	3	ZOU Dexin	CHN	LW6	91	6:17.2 (17)	14:46.1 (15)	22:10.1 (16)	34:00.5	+4:53.8	30:56.9
16	27	MAKAMEDINOV Alfis	RUS	LW2	92	5:51.4 (6)	14:17.9 (11)	22:05.4 (15)	33:59.1	+5:11.4	31:16.0
17	2	DAROVSKIKH Valery	RUS	LW8	92	6:56.6 (24)	15:33.8 (22)	22:44.8 (20)	34:13.6	+5:25.9	31:29.3
18	18	BOURSEAUX Yannick	FRA	LW6	91	6:33.1 (21)	15:16.6 (20)	22:24.1 (17)	34:51.6	+5:44.9	31:43.4
19	15	DU Haitao	CHN	LW5/7	79	6:10.7 (14)	15:12.7 (19)	22:36.9 (18)	40:26.8	+6:54.8	31:57.2
20	12	TAKIGAMI Kenji	JPN	LW2	91	6:03.9 (12)	15:18.7 (21)	22:38.9 (19)	35:33.4	+6:26.7	32:21.4
21	5	OELSNER Thomas	GER	LW6	91	6:49.2 (22)	16:01.2 (23)	23:51.0 (22)	36:19.8	+7:13.1	33:03.6
22	19	MILLAR James	AUS	LW8	92	6:10.0 (13)	15:10.1 (18)	23:39.3 (21)	36:06.0	+7:18.3	33:12.7
23	1	MOSHER Tyler	CAN	LW3	94	6:51.1 (23)	16:38.3 (24)	24:34.2 (23)	36:12.6	+8:01.6	34:02.2
24	4	ENKHBAATAR Zorig	MGL	LW6	91	8:02.6 (25)	18:18.8 (25)	27:16.0 (24)	41:19.3	+12:12.6	37:36.2
25	17	NYAMAA Sukhbaatar	MGL	LW8	92	10:05.5 (26)	24:03.9 (26)	36:15.6 (25)	54:46.0	+25:58.3	50:23.1
26	8	SYSSOLYATIN Oleg	KAZ	LW6	91	11:39.1 (28)	26:34.3 (27)	39:53.8 (26)	58:48.9	+29:42.2	53:31.3

Disqualified

13 CHENG Shishuai CHN LW6 91 IPC 314.1.1

Reason for Disqualification

IPC 314.1.1 - Violation of Classical Technique

Did not finish

6 LI Bo CHN LW4 96 10:23.5 (27)
21 SILCHANKA Siarhei BLR LW8 92 6:31.1 (20) 15:07.6 (17)

Did not start

28 LILLEBERG Svein NOR LW2 91



OFFICIAL RESULTS / RÉSULTATS OFFICIELS

THU 18 MAR 2010 / JEU 18 MAR 2010 START TIME 10:00 END TIME 11:04

Weather	Snow Condition	Temperatures		Competitors				
		Air	Snow	Entries	Ranked	DNS	DNF	DSQ
Sunny	Hard packed	1.7°C	-5.6°C	30	26	1	2	1

IPC Technical Delegate



EGLI Christian (SUI)

Competition Secretary



FLOOD Nancy (CAN)

NOTES

All times except "Real Time" are calculated times. Calculated time is the real time multiplied by the athlete's percentage.
Delta - Time difference of the competitor's real time and his/her real time equal to the winners result (skiing time)

LEGEND

DNF	Did not finish	DNS	Did not start	DSQ	Disqualified
IPC	International Paralympic Committee	NPC	National Paralympic Committee	TD	Technical Delegate



OFFICIAL RESULTS / RÉSULTATS OFFICIELS

THU 18 MAR 2010 / JEU 18 MAR 2010 START TIME 12:20 END TIME 13:08

Jury		Course Information	
IPC Technical Delegate	NEESER Hans Peter (SUI)	Course Name:	3.3 km Course
IPC Technical Delegate	EGLI Christian (SUI)	Height Difference (HD)	20 m
Chief of Competition	BERNHARDT Rob (CAN)	Maximum Climb (MC)	11 m
Jury Member	WALSH Rob (USA)	Total Climb (TC)	196 m
Jury Member	SABASTEANSKI Matt (USA)	Length of Lap	3325 m
		Laps	3

Rank	Bib	Name	NPC Code	Sport Class	%	3.3 km		6.6 km		Real Time	Delta	Result
1	74	ZARIPOV Irek	RUS	LW12	100	8:47.4	(1)	17:52.7	(1)	27:12.1		27:12.1
2	81	MASIELLO Enzo	ITA	LW11	94	9:13.1	(7)	18:39.0	(2)	30:09.7	+1:13.4	28:21.1
3	77	LOBAN Dzmitry	BLR	LW12	100	9:12.0	(6)	18:41.7	(6)	28:25.1	+1:13.0	28:25.1
4	80	KOSTIUK Iurii	UKR	LW10.5	91	9:10.1	(5)	18:44.5	(7)	31:14.3	+1:20.8	28:25.6
5	83	PETUSHKOV Roman	RUS	LW12	100	9:04.9	(3)	18:41.6	(5)	28:27.6	+1:15.5	28:27.6
6	72	KISELEV Vladimir	RUS	LW12	100	9:10.0	(4)	18:41.1	(=3)	28:32.4	+1:20.3	28:32.4
7	78	HALSTED Sean	USA	LW11.5	98	9:13.8	(8)	18:47.7	(8)	29:10.8	+1:25.4	28:35.8
8	84	DAVIDOVICH Aliaksandr	BLR	LW12	100	9:19.4	(11)	18:53.8	(9)	28:38.0	+1:25.9	28:38.0
9	79	LARSEN Trygve Toskedal	NOR	LW12	100	8:59.2	(2)	18:41.1	(=3)	28:44.4	+1:32.3	28:44.4
10	71	FU Chunshan	CHN	LW12	100	9:19.6	(12)	19:07.4	(=11)	29:02.6	+1:50.5	29:02.6
11	61	BETTEGA Georges	FRA	LW11.5	98	9:29.2	(16)	19:07.4	(=11)	29:41.2	+1:55.8	29:05.6
12	73	SOULE Andy	USA	LW12	100	9:18.1	(10)	19:09.4	(13)	29:18.7	+2:06.6	29:18.7
13	63	GAJDIČIAR Vladimir	SVK	LW12	100	9:36.0	(20)	19:18.9	(14)	29:19.3	+2:07.2	29:19.3
14	67	MARGUERETTAZ Alain	FRA	LW11	94	9:27.9	(15)	19:20.2	(15)	31:23.0	+2:26.7	29:30.0
15	57	SHILOV Sergey	RUS	LW10	86	9:15.2	(9)	19:06.4	(10)	34:26.0	+2:48.2	29:36.8
16	76	KLEBL Chris	USA	LW11	94	9:35.1	(18)	19:21.1	(16)	31:33.3	+2:37.0	29:39.7
17	64	LUKYANENKA Yauheni	BLR	LW12	100	9:33.0	(17)	19:28.8	(17)	29:43.6	+2:31.5	29:43.6
18	82	ROSIQUE Romain	FRA	LW11	94	9:20.4	(13)	19:35.5	(18)	32:04.7	+3:08.4	30:09.2
19	55	KHYZHNYAK Sergiy	UKR	LW12	100	9:27.2	(14)	19:36.7	(19)	30:09.4	+2:57.3	30:09.4
20	65	WATOR Robert	POL	LW12	100	9:49.1	(25)	19:56.2	(23)	30:15.8	+3:03.7	30:15.8
21	70	RUEPP Roland	ITA	LW11.5	98	9:46.4	(23)	19:53.4	(22)	30:57.7	+3:12.3	30:20.5
22	62	MONYPENNY Dominic	AUS	LW11	94	9:36.8	(21)	19:45.5	(21)	32:23.3	+3:27.0	30:26.7
23	75	ROSIEK Kamil	POL	LW12	100	9:35.7	(19)	19:45.2	(20)	30:30.7	+3:18.6	30:30.7
24	69	MALLORY Greg	USA	LW11	94	9:46.8	(24)	19:59.2	(24)	32:32.4	+3:36.1	30:35.3
25	66	HUBER Bruno	SUI	LW12	100	9:51.4	(27)	20:15.3	(26)	30:47.6	+3:35.5	30:47.6
26	52	PRONKA Barys	BLR	LW11	94	9:40.3	(22)	20:02.7	(25)	32:48.4	+3:52.1	30:50.3
27	60	SAMCHENKO Ruslan	UKR	LW10.5	91	9:51.5	(28)	20:26.0	(27)	34:15.8	+4:22.3	31:10.8
28	68	FAGERHOI Per	NOR	LW11	94	9:50.2	(26)	20:28.7	(28)	33:35.8	+4:39.5	31:34.9
29	59	GIBSON Lou	CAN	LW12	100	10:30.1	(31)	20:55.1	(29)	31:50.4	+4:38.3	31:50.4
30	58	BOVE Fabrizio	ITA	LW12	100	10:37.7	(33)	21:28.0	(32)	32:46.0	+5:33.9	32:46.0
31	53	LEHNER Manfred	AUT	LW11	94	10:19.2	(30)	21:19.6	(31)	34:59.1	+6:02.8	32:53.2
32	51	RAOUX Thierry	FRA	LW10	86	10:16.7	(29)	20:55.3	(30)	38:40.7	+7:02.9	33:15.8
33	54	FORTIER Sebastien	CAN	LW11.5	98	10:37.0	(32)	21:44.9	(33)	34:01.3	+6:15.9	33:20.5

Did not finish

56 FLIS Sylwester POL LW11.5 98



OFFICIAL RESULTS / RÉSULTATS OFFICIELS

THU 18 MAR 2010 / JEU 18 MAR 2010 START TIME 12:20 END TIME 13:08

Weather	Snow Condition	Temperatures		Competitors				
		Air	Snow	Entries	Ranked	DNS	DNF	DSQ
Sunny	Hard packed	1.7°C	-5.6°C	34	33	0	1	0

IPC Technical Delegate



EGLI Christian (SUI)

Competition Secretary



FLOOD Nancy (CAN)

NOTES

All times except "Real Time" are calculated times. Calculated time is the real time multiplied by the athlete's percentage.
Delta - Time difference of the competitor's real time and his/her real time equal to the winners result (skiing time)

LEGEND

=	Equal sign indicates that two or more competitors share the same rank	DNS	Did not start
DNF	Did not finish	IPC	International Paralympic Committee
DSQ	Disqualified	TD	Technical Delegate
NPC	National Paralympic Committee		



OFFICIAL RESULTS / RÉSULTATS OFFICIELS

THU 18 MAR 2010 / JEU 18 MAR 2010 START TIME 10:18 END TIME 11:02

Jury		Course Information	
IPC Technical Delegate	NEESER Hans Peter (SUI)	Course Name:	5.0 km Course
IPC Technical Delegate	EGLI Christian (SUI)	Height Difference (HD)	63 m
Chief of Competition	BERNHARDT Rob (CAN)	Maximum Climb (MC)	45 m
Jury Member	WALSH Rob (USA)	Total Climb (TC)	355 m
Jury Member	SABASTEANSKI Matt (USA)	Length of Lap	5150 m
		Laps	2

Rank	Bib	Name	NPC Code	Sport Class	%	2.3 km	5.0 km	7.3 km	Real Time	Delta	Result
1	41	McKEEVER Brian Guide: McKEEVER Robin	CAN	B3	100	5:30.5 (1)	12:48.1 (1)	18:33.1 (1)	26:01.6		26:01.6
2	39	FLO Helge Guide: LOSNEGARD Thomas	NOR	B1	87	5:57.0 (4)	13:33.4 (2)	19:36.6 (2)	31:33.5	+1:38.6	27:27.3
3	43	POLUKHIN Nikolay Guide: TOKAREV Andrey	RUS	B2	98	5:59.9 (5)	13:54.1 (4)	19:51.8 (4)	28:14.6	+1:41.1	27:40.7
4	44	SHAPTSIABOI Vasili Guide: SHABLOUSKI Mikalai	BLR	B2	98	5:49.1 (2)	13:40.4 (3)	19:48.2 (3)	28:20.4	+1:46.9	27:46.4
5	31	MUNTS Oleg Guide: BABAR Borys	UKR	B1	87	6:07.6 (8)	14:45.9 (8)	20:47.5 (6)	33:14.9	+3:20.0	28:55.6
6	45	IM Hak-Su Guide: PARK Yoon-Bae	KOR	B3	100	5:53.4 (3)	14:06.3 (5)	20:31.7 (5)	29:07.2	+3:05.6	29:07.2
7	49	HOFLE Frank Guide: WACHLIN Johannes	GER	B2	98	6:03.1 (6)	14:11.7 (6)	20:47.7 (7)	29:57.9	+3:24.4	29:21.9
8	48	UTKIN Iurii Guide: KAZAKOV Vitaliy	UKR	B3	100	6:25.6 (11)	14:59.2 (10)	21:32.3 (9)	30:06.7	+4:05.1	30:06.7
9	37	MODIN Zebastian Guide: ACKEROT Albin	SWE	B1	87	6:05.0 (7)	14:43.7 (7)	21:29.2 (8)	34:53.7	+4:58.8	30:21.5
10	47	KUPCHINSKIY Valery Guide: DUBOV Viacheslav	RUS	B1	87	6:20.5 (9)	14:50.1 (9)	21:51.1 (10)	35:37.4	+5:42.5	30:59.5
11	40	OLLANKETO Jarmo Guide: TORMANEN Marko	FIN	B2	98	6:34.0 (12)	15:17.2 (11)	22:52.2 (11)	32:25.7	+5:52.2	31:46.8
12	33	AXELSSON Hakan Guide: WESTMAN Mattias	SWE	B2	98	6:22.8 (10)	16:25.3 (12)	23:49.6 (12)	33:53.2	+7:19.7	33:12.5
13	32	KLEMETTI Rudolf Guide: TORPO Lasse	FIN	B2	98	7:10.9 (13)	16:38.2 (13)	24:14.3 (13)	34:15.1	+7:41.6	33:34.0
14	34	NOVIKOV Alexei Guide: STIRLING Jamie	CAN	B3	100	7:32.1 (15)	17:23.7 (15)	25:33.1 (14)	35:21.9	+9:20.3	35:21.9
15	42	STOYANOV Aleksandar Guide: PLANKOV Iskren	BUL	B3	100	7:17.5 (14)	17:13.5 (14)	26:12.8 (15)	36:27.3	+10:25.7	36:27.3

Did not finish

35	VATOV Ivaylo Guide: LEBANOV Yordan	BUL	B1	87							
----	---------------------------------------	-----	----	----	--	--	--	--	--	--	--



OFFICIAL RESULTS / RÉSULTATS OFFICIELS

THU 18 MAR 2010 / JEU 18 MAR 2010 START TIME 10:18 END TIME 11:02

Rank	Bib	Name	NPC Code	Sport Class	%	2.3 km	5.0 km	7.3 km	Real Time	Delta	Result
------	-----	------	----------	-------------	---	--------	--------	--------	-----------	-------	--------

Did not start

36	LUKYANENKO Vitaliy	UKR	B3	100							
	Guide: IVANOV Volodymyr										
38	CLARION Thomas	FRA	B1	87							
	Guide: PASSERON Stephane										
46	SHULGA Dmytro	UKR	B2	98							
	Guide: KUCHERYAVIY Sergiy										

Weather	Snow Condition	Temperatures		Competitors				
		Air	Snow	Entries	Ranked	DNS	DNF	DSQ
Sunny	Hard packed	1.7°C	-5.6°C	19	15	3	1	0

IPC Technical Delegate



EGLI Christian (SUI)

Competition Secretary



FLOOD Nancy (CAN)

NOTES

All times except "Real Time" are calculated times. Calculated time is the real time multiplied by the athlete's percentage.
Delta - Time difference of the competitor's real time and his/her real time equal to the winners result (skiing time)

LEGEND

DNF	Did not finish	DNS	Did not start	DSQ	Disqualified
IPC	International Paralympic Committee	NPC	National Paralympic Committee	TD	Technical Delegate



OFFICIAL RESULTS / RÉSULTATS OFFICIELS

SUN 14 MAR 2010 / DIM 14 MAR 2010 START TIME 10:00 END TIME 11:01

Jury		Course Information	
IPC Technical Delegate	NEESER Hans Peter (SUI)	Course Name:	3.75 km Course
IPC Technical Delegate	EGLI Christian (SUI)	Height Difference (HD)	22 m
Chief of Competition	BERNHARDT Rob (CAN)	Maximum Climb (MC)	11 m
Jury Member	WALSH Rob (USA)	Total Climb (TC)	269 m
Jury Member	SABASTEANSKI Matt (USA)	Length of Lap	3735 m
		Laps	4

Rank	Bib	Name	NPC Code	Sport Class	%	3.75 km		7.5 km		11.25 km		Real Time	Delta	Result
1	22	ZARIPOV Irek	RUS	LW12	100	10:20.5	(3)	20:31.9	(2)	30:48.3	(2)	41:01.1		41:01.1
2	25	PETUSHKOV Roman	RUS	LW12	100	9:59.6	(1)	20:13.2	(1)	30:41.3	(1)	41:11.1	+10.0	41:11.1
3	24	MASIELLO Enzo	ITA	LW11	94	10:19.2	(2)	20:46.3	(3)	31:13.9	(3)	44:35.4	+57.2	41:54.9
4	21	LARSEN Trygve Toskedal	NOR	LW12	100	10:25.6	(5)	21:00.5	(5)	31:32.4	(5)	42:17.3	+1:16.2	42:17.3
5	23	KOSTIUK Iurii	UKR	LW10.5	91	10:24.4	(4)	20:46.6	(4)	31:23.2	(4)	46:28.7	+1:24.2	42:17.7
6	26	DAVIDOVICH Aliaksandr	BLR	LW12	100	10:27.0	(6)	21:05.3	(6)	31:49.7	(6)	42:43.1	+1:42.0	42:43.1
7	19	KUBO Kozo	JPN	LW11	94	10:39.8	(12)	21:13.7	(7)	32:04.2	(7)	45:39.9	+2:01.7	42:55.5
8	20	KLEBL Chris	USA	LW11	94	10:34.4	(9)	21:24.2	(8)	32:15.3	(8)	45:59.3	+2:21.1	43:13.7
9	28	HALSTED Sean	USA	LW11.5	98	10:32.8	(8)	21:26.8	(9)	32:25.9	(9)	44:18.8	+2:27.5	43:25.6
10	27	SOULE Andy	USA	LW12	100	10:40.1	(13)	21:34.1	(11)	32:27.2	(10)	43:32.8	+2:31.7	43:32.8
11	30	LOBAN Dzmitry	BLR	LW12	100	10:31.4	(7)	21:31.8	(10)	32:41.2	(11)	43:53.5	+2:52.4	43:53.5
12	29	ROSIQUE Romain	FRA	LW11	94	10:37.4	(10)	21:36.1	(12)	32:42.6	(12)	46:44.9	+3:06.7	43:56.6
13	3	SHILOV Sergey	RUS	LW10	86	10:39.2	(11)	21:46.5	(13)	33:06.4	(13)	51:27.8	+3:46.1	44:15.5
14	18	FU Chunshan	CHN	LW12	100	10:54.4	(16)	22:08.3	(17)	33:18.9	(16)	44:19.1	+3:18.0	44:19.1
15	7	LUKYANENKA Yauheni	BLR	LW12	100	10:48.3	(15)	21:56.0	(14)	33:09.9	(14)	44:22.0	+3:20.9	44:22.0
16	1	GAJDICIAR Vladimir	SVK	LW12	100	11:00.2	(18)	21:58.2	(15)	33:17.3	(15)	44:39.0	+3:37.9	44:39.0
17	17	MONYPENNY Dominic	AUS	LW11	94	10:55.7	(17)	22:12.5	(19)	33:35.5	(18)	47:47.8	+4:09.6	44:55.7
18	13	MARGUERETTAZ Alain	FRA	LW11	94	10:47.5	(14)	22:01.8	(16)	33:26.2	(17)	47:47.9	+4:09.7	44:55.8
19	2	GONCHAROV Ivan	RUS	LW12	100	11:08.9	(20)	22:29.5	(20)	34:01.2	(20)	45:19.2	+4:18.1	45:19.2
20	31	ROSIEK Kamil	POL	LW12	100	11:02.7	(19)	22:09.7	(18)	33:41.3	(19)	45:21.2	+4:20.1	45:21.2
21	10	WATOR Robert	POL	LW12	100	11:11.7	(23)	22:34.6	(22)	34:01.9	(21)	45:25.9	+4:24.8	45:25.9
22	4	PRONKA Barys	BLR	LW11	94	11:09.8	(22)	22:31.9	(21)	34:13.1	(22)	48:53.7	+5:15.5	45:57.7
23	15	RUEPP Roland	ITA	LW11.5	98	11:19.7	(26)	22:53.0	(26)	34:24.7	(24)	47:05.2	+5:13.9	46:08.7
24	11	BETTEGA Georges	FRA	LW11.5	98	11:18.7	(25)	22:47.0	(24)	34:22.6	(23)	47:13.4	+5:22.1	46:16.7
25	14	FAGERHOI Per	NOR	LW11	94	11:09.6	(21)	22:43.0	(23)	34:35.2	(26)	49:20.6	+5:42.4	46:23.0
26	12	MALLORY Greg	USA	LW11	94	11:12.3	(24)	22:48.4	(25)	34:30.3	(25)	49:28.7	+5:50.5	46:30.6
27	8	GIBSON Lou	CAN	LW12	100	11:46.1	(27)	23:36.0	(27)	35:40.7	(27)	47:53.8	+6:52.7	47:53.8
28	5	BOVE Fabrizio	ITA	LW12	100	12:00.4	(28)	24:05.5	(28)	36:32.7	(28)	49:15.2	+8:14.1	49:15.2
29	16	FORTIER Sebastien	CAN	LW11.5	98	12:35.8	(29)	25:29.6	(29)	38:29.8	(29)	52:36.7	+10:45.4	51:33.6

Did not finish

6 LEHNER Manfred AUT LW11 94 12:36.7 (30) 25:44.9 (30)

Did not start

9 RAOUX Thierry FRA LW10 86



OFFICIAL RESULTS / RÉSULTATS OFFICIELS

SUN 14 MAR 2010 / DIM 14 MAR 2010 START TIME 10:00 END TIME 11:01

Weather	Snow Condition	Temperatures		Competitors				
		Air	Snow	Entries	Ranked	DNS	DNF	DSQ
Mostly cloudy	Packed powder	0.9°C	0.1°C	31	29	1	1	0

IPC Technical Delegate



EGLI Christian (SUI)

Competition Secretary



FLOOD Nancy (CAN)

NOTES

All times except "Real Time" are calculated times. Calculated time is the real time multiplied by the athlete's percentage.
Delta - Time difference of the competitor's real time and his/her real time equal to the winners result (skiing time)

LEGEND

DNF	Did not finish	DNS	Did not start	DSQ	Disqualified
IPC	International Paralympic Committee	NPC	National Paralympic Committee	TD	Technical Delegate



OFFICIAL RESULTS / RÉSULTATS OFFICIELS

MON 15 MAR 2010 / LUN 15 MAR 2010 START TIME 10:00 END TIME 11:28

Jury		Course Information	
IPC Technical Delegate	NEESER Hans Peter (SUI)	Course Name:	5.0 km Course
IPC Technical Delegate	EGLI Christian (SUI)	Height Difference (HD)	63 m
Chief of Competition	BERNHARDT Rob (CAN)	Maximum Climb (MC)	45 m
Jury Member	WALSH Rob (USA)	Total Climb (TC)	709 m
Jury Member	SABASTEANSKI Matt (USA)	Length of Lap	5150 m
		Laps	4

Rank	Bib	Name	NPC Code	Sport Class	%	5.0 km	10.0 km	15.0 km	Real Time	Delta	Result
1	20	MIKHAYLOV Kirill	RUS	LW4	96	13:00.8 (1)	25:56.0 (1)	39:08.4 (1)	54:18.0		52:07.7
2	7	ULSET Nils-Erik	NOR	LW3	89	13:01.2 (2)	26:25.5 (2)	40:04.2 (2)	1:00:11.4	+1:37.1	53:34.1
3	6	KONONOV Vladimir	RUS	LW5/7	87	13:16.5 (4)	26:36.0 (3)	40:16.3 (3)	1:01:56.6	+2:01.5	53:53.4
4	18	SILCHANKA Siarhei	BLR	LW8	97	13:24.5 (5)	27:11.0 (5)	41:01.8 (5)	56:33.4	+2:49.0	54:51.6
5	2	MINNEGULOV Rushan	RUS	LW8	97	13:42.8 (7)	27:29.5 (6)	41:20.5 (6)	56:41.9	+2:57.5	54:59.8
6	17	KURZ Michael	AUT	LW9	92	13:14.1 (3)	26:56.3 (4)	40:53.7 (4)	59:54.3	+3:14.6	55:06.8
7	5	DU Haitao	CHN	LW5/7	87	13:49.1 (10)	27:53.1 (9)	41:50.9 (9)	1:03:47.5	+3:52.4	55:29.9
8	16	DAHLE Vegard	NOR	LW4	96	13:44.0 (8)	27:51.3 (8)	41:46.1 (8)	58:02.2	+3:44.2	55:42.9
9	11	BOURSEAU Yannick	FRA	LW6	96	13:41.0 (6)	27:34.2 (7)	41:39.6 (7)	58:15.5	+3:57.5	55:55.7
10	1	OELSNER Thomas	GER	LW6	96	14:03.2 (12)	28:22.8 (11)	43:15.5 (11)	1:00:27.7	+6:09.7	58:02.6
11	19	TUOMISTO Ilkka	FIN	LW8	97	13:45.5 (9)	28:20.8 (10)	43:13.9 (10)	1:00:18.1	+6:33.7	58:29.6
12	15	UHLIG Tino	GER	LW8	97	14:23.2 (16)	29:02.3 (13)	44:05.7 (12)	1:00:50.3	+7:05.9	59:00.8
13	12	ZOU Dexin	CHN	LW6	96	13:59.4 (11)	28:59.1 (12)	44:16.3 (13)	1:02:06.5	+7:48.5	59:37.4
14	10	LESHCHYSHYN Oleh	UKR	LW8	97	14:20.4 (15)	29:07.7 (14)	44:35.5 (14)	1:01:35.8	+7:51.4	59:44.9
15	21	VOVCHYNSKYI Grygorii	UKR	LW8	97	14:09.1 (13)	29:17.7 (15)	44:44.0 (16)	1:01:41.6	+7:57.2	59:50.6
16	8	CHENG Shishuai	CHN	LW6	96	14:19.4 (14)	29:18.2 (16)	44:42.0 (15)	1:02:21.8	+8:03.8	59:52.1
17	4	SATO Keiichi	JPN	LW8	97	14:40.7 (17)	29:53.1 (17)	45:54.0 (17)	1:03:28.8	+9:44.4	1:01:34.5
18	9	MILLAR James	AUS	LW8	97	14:48.6 (18)	30:24.1 (18)	46:40.8 (18)	1:04:29.6	+10:45.2	1:02:33.5
19	22	LILLEBERG Svein	NOR	LW2	86	15:27.5 (19)	31:52.1 (19)	48:33.3 (19)	1:17:23.0	+16:46.1	1:06:33.0


Did not finish


3	MOSHER Tyler	CAN	LW3	96	18:02.4 (21)		
14	MAKAMEDINOV Alfis	RUS	LW2	91	15:30.8 (20)	33:02.3 (20)	

Did not start

13	ARENDZ Mark	CAN	LW6	96			
----	-------------	-----	-----	----	--	--	--

Weather	Snow Condition	Temperatures		Competitors				
		Air	Snow	Entries	Ranked	DNS	DNF	DSQ
Partly cloudy	Packed powder	2.0°C	0.1°C	22	19	1	2	0

IPC Technical Delegate

EGLI Christian (SUI)

Competition Secretary

FLOOD Nancy (CAN)

NOTES

All times except "Real Time" are calculated times. Calculated time is the real time multiplied by the athlete's percentage.
Delta - Time difference of the competitor's real time and his/her real time equal to the winners result (skiing time)

LEGEND

DNF Did not finish	DNS Did not start	DSQ Disqualified
IPC International Paralympic Committee	NPC National Paralympic Committee	TD Technical Delegate



OFFICIAL RESULTS / RÉSULTATS OFFICIELS

MON 15 MAR 2010 / LUN 15 MAR 2010 START TIME 10:15 END TIME 11:28

Jury		Course Information		
IPC Technical Delegate	NEESER Hans Peter (SUI)	Course Name:	5.0 km Course	
IPC Technical Delegate	EGLI Christian (SUI)	Height Difference (HD)	63 m	
Chief of Competition	BERNHARDT Rob (CAN)	Maximum Climb (MC)	45 m	
Jury Member	WALSH Rob (USA)	Total Climb (TC)	709 m	
Jury Member	SABASTEANSKI Matt (USA)	Length of Lap	5150 m	
		Laps	4	

Rank	Bib	Name	NPC Code	Sport Class	%	5.0 km	10.0 km	15.0 km	Real Time	Delta	Result
1	37	McKEEVER Brian Guide: McKEEVER Robin	CAN	B3	100	12:45.9 (=2)	25:33.4 (1)	38:27.3 (1)	51:14.7		51:14.7
2	41	POLUKHIN Nikolay Guide: TOKAREV Andrey	RUS	B2	98	12:44.8 (1)	25:42.4 (2)	39:00.0 (2)	52:59.2	+41.8	51:55.6
3	44	SHAPTSIABOI Vasili Guide: SHABLOUSKI Mikalai	BLR	B2	98	12:49.3 (4)	25:55.3 (4)	39:18.9 (4)	53:26.6	+1:09.2	52:22.5
4	34	BREM Wilhelm Guide: GRIMM Florian	GER	B1	85	12:45.9 (=2)	25:44.7 (3)	39:23.7 (5)	1:01:44.6	+1:27.3	52:28.9
5	42	HOFLE Frank Guide: WACHLIN Johannes	GER	B2	98	12:53.8 (5)	25:58.7 (5)	39:18.1 (3)	53:43.3	+1:25.9	52:38.8
6	35	CLARION Thomas Guide: PASSERON Stephane	FRA	B1	85	13:22.5 (7)	26:45.0 (7)	39:56.5 (7)	1:01:57.4	+1:40.1	52:39.8
7	39	MUNTS Oleg Guide: BABAR Borys	UKR	B1	85	12:57.4 (6)	26:16.7 (6)	39:37.5 (6)	1:02:25.7	+2:08.4	53:03.8
8	36	FLO Helge Guide: LOSNEGARD Thomas	NOR	B1	85	13:31.8 (8)	26:52.4 (8)	40:33.0 (8)	1:03:58.5	+3:41.2	54:22.7
9	40	IM Hak-Su Guide: PARK Yoon-Bae	KOR	B3	100	13:36.4 (10)	27:27.9 (9)	41:43.5 (9)	55:53.6	+4:38.9	55:53.6
10	43	KUPCHINSKIY Valery Guide: DUBOV Viacheslav	RUS	B1	85	13:32.5 (9)	27:45.0 (10)	42:16.1 (10)	1:07:08.0	+6:50.7	57:03.8
11	38	MODIN Zebastian Guide: ACKEROT Albin	SWE	B1	85	13:48.8 (11)	28:36.1 (11)	43:43.8 (11)	1:08:50.4	+8:33.1	58:30.8
12	31	KLEMETTI Rudolf Guide: TORPO Lasse	FIN	B2	98	15:51.8 (12)	31:25.3 (12)	46:49.5 (12)	1:03:52.2	+11:34.8	1:02:35.6
13	33	NOVIKOV Alexei Guide: STIRLING Jamie	CAN	B3	100	16:20.1 (14)	33:14.4 (13)	50:59.7 (13)	1:08:47.6	+17:32.9	1:08:47.6

Did not finish

32 AXELSSON Hakan SWE B2 98 16:07.7 (13)



OFFICIAL RESULTS / RÉSULTATS OFFICIELS

MON 15 MAR 2010 / LUN 15 MAR 2010 START TIME 10:15 END TIME 11:28

Weather	Snow Condition	Temperatures		Competitors				
		Air	Snow	Entries	Ranked	DNS	DNF	DSQ
Partly cloudy	Packed powder	2.0°C	0.1°C	14	13	0	1	0

IPC Technical Delegate



EGLI Christian (SUI)

Competition Secretary



FLOOD Nancy (CAN)

NOTES

All times except "Real Time" are calculated times. Calculated time is the real time multiplied by the athlete's percentage.
Delta - Time difference of the competitor's real time and his/her real time equal to the winners result (skiing time)

LEGEND

=	Equal sign indicates that two or more competitors share the same rank	DNS	Did not start
DNF	Did not finish	IPC	International Paralympic Committee
DSQ	Disqualified	TD	Technical Delegate
NPC	National Paralympic Committee		



OFFICIAL RESULTS / RÉSULTATS OFFICIELS

SAT 20 MAR 2010 / SAM 20 MAR 2010 START TIME 12:00 END TIME 12:44

Jury		Course Information		1	2
IPC Technical Delegate	NEESER Hans Peter (SUI)	Course Name:	2x2 km Sit	2x2.5 km Std	
IPC Technical Delegate	EGLI Christian (SUI)	Height Difference (HD)	15 m	53 m	
Chief of Competition	BERNHARDT Rob (CAN)	Maximum Climb (MC)	8 m	41 m	
Jury Member	WALSH Rob (USA)	Total Climb (TC)	64 m	188 m	
Jury Member	SABASTEANSKI Matt (USA)	Length of Lap	1955 m	2630 m	
		Laps	2	2	

Rank	Bib	NPC Name	Sport Class	%	Leg Time	Time Behind	Team Time	Time Behind
1	2	RUS - Russian Federation		280			38:54.8	
	2-1	SHILOV Sergey	LW10	86	12:09.2	+1:29.5 (7)	12:09.2	+1:29.5 (7)
	2-2	MIKHAYLOV Kirill	LW4	96	13:48.3	0.0 (1)	25:57.5	+41.8 (2)
	2-3	POLUKHIN Nikolay Guide: TOKAREV Andrey	B2	98	12:57.3	0.0 (1)	38:54.8	0.0 (1)
2	3	UKR - Ukraine		283			39:16.7	+21.9
	3-1	KOSTIUK Iurii	LW10.5	91	11:34.5	+54.8 (4)	11:34.5	+54.8 (4)
	3-2	VOVCHYNSKYI Grygorii	LW8	92	14:27.4	+39.1 (2)	26:01.9	+46.2 (3)
	3-3	LUKYANENKO Vitaliy Guide: IVANOV Volodymyr	B3	100	13:14.8	+17.5 (2)	39:16.7	+21.9 (2)
3	1	NOR - Norway		285			39:49.9	+55.1
	1-1	LARSEN Trygve Toskedal	LW12	100	10:39.7	0.0 (1)	10:39.7	0.0 (1)
	1-2	DAHLE Vegard	LW4	96	14:36.0	+47.7 (3)	25:15.7	0.0 (1)
	1-3	ULSET Nils-Erik	LW3	89	14:34.2	+1:36.9 (6)	39:49.9	+55.1 (3)
4	7	BLR - Belarus		284			41:20.1	+2:25.3
	7-1	PRONKA Barys	LW11	94	12:24.9	+1:45.2 (8)	12:24.9	+1:45.2 (8)
	7-2	SILCHANKA Siarhei	LW8	92	15:33.8	+1:45.5 (5)	27:58.7	+2:43.0 (5)
	7-3	SHAPTSIABOI Vasili Guide: SHABLOUSKI Mikalai	B2	98	13:21.4	+24.1 (3)	41:20.1	+2:25.3 (4)
5	6	JPN - Japan		283			41:48.8	+2:54.0
	6-1	KUBO Kozo	LW11	94	11:39.7	+1:00.0 (5)	11:39.7	+1:00.0 (5)
	6-2	NITTA Yoshihiro	LW8	92	14:49.8	+1:01.5 (4)	26:29.5	+1:13.8 (4)
	6-3	SATO Keiichi	LW8	97	15:19.3	+2:22.0 (7)	41:48.8	+2:54.0 (5)
6	4	FRA - France		281			42:10.8	+3:16.0
	4-1	BETTEGA Georges	LW11.5	98	11:27.1	+47.4 (3)	11:27.1	+47.4 (3)
	4-2	CLARION Thomas Guide: TERRAZ Tommy	B1	87	16:41.7	+2:53.4 (6)	28:08.8	+2:53.1 (6)
	4-3	BOURSEAUX Yannick	LW6	96	14:02.0	+1:04.7 (5)	42:10.8	+3:16.0 (6)
7	8	CAN - Canada		288			43:52.0	+4:57.2
	8-1	FORTIER Sebastien	LW11.5	98	12:04.7	+1:25.0 (6)	12:04.7	+1:25.0 (6)
	8-2	MOSHER Tyler	LW3	94	17:50.7	+4:02.4 (8)	29:55.4	+4:39.7 (8)
	8-3	ARENDZ Mark	LW6	96	13:56.6	+59.3 (4)	43:52.0	+4:57.2 (7)
8	5	CHN - People's Republic of China		287			44:06.6	+5:11.8
	5-1	FU Chunshan	LW12	100	10:45.0	+5.3 (2)	10:45.0	+5.3 (2)
	5-2	CHENG Shishuai	LW6	91	17:27.6	+3:39.3 (7)	28:12.6	+2:56.9 (7)
	5-3	ZOU Dexin	LW6	96	15:54.0	+2:56.7 (8)	44:06.6	+5:11.8 (8)



OFFICIAL RESULTS / RÉSULTATS OFFICIELS

SAT 20 MAR 2010 / SAM 20 MAR 2010 START TIME 12:00 END TIME 12:44

Weather	Snow Condition	Temperatures		Competitors					
		Air	Snow	Entries	Ranked	DNS	DNF	DSQ	LAP
Sunny	Hard packed variable	6.2°C	-3.1°C	8	8	0	0	0	0

IPC Technical Delegate



EGLI Christian (SUI)

Competition Secretary



FLOOD Nancy (CAN)

LEGEND

DNF	Did not finish	DNS	Did not start	DSQ	Disqualified
IPC	International Paralympic Committee	NPC	National Paralympic Committee	TD	Technical Delegate



OFFICIAL RESULTS / RÉSULTATS OFFICIELS

SUN 21 MAR 2010 / DIM 21 MAR 2010 START TIME 13:50 END TIME 13:54

Jury		Course Information	
IPC Technical Delegate	NEESER Hans Peter (SUI)	Course Name:	1.2 km Course
IPC Technical Delegate	EGLI Christian (SUI)	Height Difference (HD)	25 m
Chief of Competition	BERNHARDT Rob (CAN)	Maximum Climb (MC)	25 m
Jury Member	WALSH Rob (USA)	Total Climb (TC)	39 m
Jury Member	SABASTEANSKI Matt (USA)	Length of Lap	1240 m
		Laps	1

Rank	Bib	Round	Name	NPC Code	Sport Class	%	Remarks
1	6	Final	KONONOVA Oleksandra	UKR	LW8	92	
2	1	Final	OTA Shoko	JPN	LW8	92	
3	3	Final	BURMISTROVA Anna	RUS	LW8	92	
4	5	Final	VARONA Larysa	BLR	LW8	92	
5	2	Semifinal	BATENKOVA Iuliia	UKR	LW6	91	
6	4	Semifinal	LOYTYNOJA Maija	FIN	LW8	92	
7	7	Semifinal	SELLIN Stina	SWE	LW8	92	
8	8	Semifinal	PENG Yuanyuan	CHN	LW8	92	
9	142	Qualification	BARBER Jody	CAN	LW8	92	
10	134	Qualification	ROGOWIEC Katarzyna	POL	LW5/7	79	
11	137	Qualification	DEKIJIMA Momoko	JPN	LW6	91	
12	139	Qualification	BENSON Mary	CAN	LW9	85	
13	148	Qualification	UNDERKOFER Kelly	USA	LW8	92	
14	132	Qualification	DEVITTORI-VALNEGRI Chiara	SUI	LW4	96	
15	140	Qualification	MAYER Anna	POL	LW8	92	
16	141	Qualification	PROTOPAPA Paola	ITA	LW8	92	
17	138	Qualification	NOVAGLIO Pamela	ITA	LW6	91	
18	149	Qualification	GENG Zhaojing	CHN	LW6	91	

Did not start

147 Qualification GORBUNOVA Alena RUS LW8 92

Weather	Snow Condition	Temperatures		Competitors				
		Air	Snow	Entries	Ranked	DNS	DNF	DSQ
Rain	Wet	3.7°C	-0.1°C	19	18	1	0	0

IPC Technical Delegate



EGLI Christian (SUI)

Competition Secretary



FLOOD Nancy (CAN)

LEGEND

IPC International Paralympic Committee NPC National Paralympic Committee TD Technical Delegate



OFFICIAL RESULTS / RÉSULTATS OFFICIELS

SUN 21 MAR 2010 / DIM 21 MAR 2010 START TIME 13:22 END TIME 13:25

Jury		Course Information	
IPC Technical Delegate	NEESER Hans Peter (SUI)	Course Name:	800 m Course
IPC Technical Delegate	EGLI Christian (SUI)	Height Difference (HD)	9 m
Chief of Competition	BERNHARDT Rob (CAN)	Maximum Climb (MC)	9 m
Jury Member	WALSH Rob (USA)	Total Climb (TC)	20 m
Jury Member	SABASTEANSKI Matt (USA)	Length of Lap	800 m
		Laps	1

Rank	Bib	Round	Name	NPC Code	Sport Class	%	Remarks
1	2	Final	PORCELLATO Francesca	ITA	LW10	86	
2	4	Final	IURKOVSKA Olena	UKR	LW12	100	
3	6	Final	VAUCHOK Liudmila	BLR	LW11	94	
4	5	Final	PAVLENKO Lyudmyla	UKR	LW11.5	98	
5	1	Semifinal	VESTBOSTAD Mariann	NOR	LW12	100	
6	3	Semifinal	ESKAU Andrea	GER	LW11	94	
7	7	Semifinal	POLYAKOVA Irina	RUS	LW12	100	
8	8	Semifinal	BASCIO Monica	USA	LW11	94	
9	112	Qualification	IOVLEVA Maria	RUS	LW12	100	
10	103	Qualification	BOURGONJE Colette	CAN	LW10	86	
11	113	Qualification	MAIBOLL Marianne	DEN	LW11.5	98	
12	110	Qualification	TYMOSHCHENKO Tetyana	UKR	LW12	100	
13	106	Qualification	STEFURAK Nadiia	UKR	LW10	86	
14	114	Qualification	YAROSHEVICH Svetlana	RUS	LW10	86	
15	115	Qualification	SEO Vo-Ra-Mi	KOR	LW10.5	91	

Weather	Snow Condition	Temperatures		Competitors				
		Air	Snow	Entries	Ranked	DNS	DNF	DSQ
Rain	Wet	3.7°C	-0.1°C	15	15	0	0	0

IPC Technical Delegate



EGLI Christian (SUI)

Competition Secretary



FLOOD Nancy (CAN)

LEGEND

IPC International Paralympic Committee NPC National Paralympic Committee TD Technical Delegate



OFFICIAL RESULTS / RÉSULTATS OFFICIELS

SUN 21 MAR 2010 / DIM 21 MAR 2010 START TIME 13:36 END TIME 13:41

Jury		Course Information	
IPC Technical Delegate	NEESER Hans Peter (SUI)	Course Name:	1.2 km Course
IPC Technical Delegate	EGLI Christian (SUI)	Height Difference (HD)	25 m
Chief of Competition	BERNHARDT Rob (CAN)	Maximum Climb (MC)	25 m
Jury Member	WALSH Rob (USA)	Total Climb (TC)	39 m
Jury Member	SABASTEANSKI Matt (USA)	Length of Lap	1240 m
		Laps	1

Rank	Bib	Round	Name	NPC Code	Sport Class	%	Remarks
1	2	Final	BENTELE Verena Guide: FRIEDRICH Thomas	GER	B1	87	
2	1	Final	LYSOVA Mikhailina Guide: IVANOV Alexey	RUS	B3	100	
3	4	Final	VASILYEVA Liubov Guide: YAKIMOVA Natalia	RUS	B2	98	
4	3	Final	ILYUCHENKO Tatiana Guide: KOSHKIN Valery	RUS	B3	100	
5	5	Semifinal	WELDON Robbi Guide: BERRY Brian	CAN	B2	98	
6	7	Semifinal	SHYSHKOVA Oksana Guide: ARTOMIN Dmytro	UKR	B2	98	
7	6	Semifinal	KANUMA Yurie Guide: ODAIRA Norio	JPN	B1	87	
8	8	Semifinal	KNIGHT Courtney Guide: BUNDON Andrea	CAN	B3	100	
9	123	Qualification	GORBOUNOVA Margarita Guide: D'ARRAS Robert	CAN	B3	100	
10	127	Qualification	MORIN Nathalie Guide: JALLIFIER Stephanie	FRA	B3	100	
11	128	Qualification	ERMENKOVA Yoana Guide: LEBANOV Yordan	BUL	B2	98	


Disqualified


124	Qualification	NEVIDIMOVA Valentina Guide: MIKHAYLENKO Anatoly	RUS	B1	87	IPC 340.1.1.1
-----	---------------	--	-----	----	----	---------------

Reason for Disqualification

IPC 340.1.1.1 - Competitor took the wrong trail

Weather	Snow Condition	Temperatures		Competitors				
		Air	Snow	Entries	Ranked	DNS	DNF	DSQ
Rain	Wet	3.7°C	-0.1°C	12	11	0	0	1

IPC Technical Delegate

EGLI Christian (SUI)

Competition Secretary

FLOOD Nancy (CAN)

LEGEND			
IPC	International Paralympic Committee	NPC	National Paralympic Committee
TD	Technical Delegate		



OFFICIAL RESULTS / RÉSULTATS OFFICIELS

THU 18 MAR 2010 / JEU 18 MAR 2010 START TIME 10:29 END TIME 11:01

Jury		Course Information	
IPC Technical Delegate	NEESER Hans Peter (SUI)	Course Name:	5.0 km Course
IPC Technical Delegate	EGLI Christian (SUI)	Height Difference (HD)	63 m
Chief of Competition	BERNHARDT Rob (CAN)	Maximum Climb (MC)	45 m
Jury Member	WALSH Rob (USA)	Total Climb (TC)	178 m
Jury Member	SABASTEANSKI Matt (USA)	Length of Lap	5150 m
		Laps	1

Rank	Bib	Name	NPC Code	Sport Class	%	2.3 km	Real Time	Delta	Result
1	114	KONONOVA Oleksandra	UKR	LW8	92	7:10.0 (2)	17:24.9		16:01.3
2	118	BATENKOVA Iuliia	UKR	LW6	91	6:50.5 (1)	17:39.0	+2.6	16:03.7
3	107	VARONA Larysa	BLR	LW8	92	7:33.7 (3)	19:10.2	+1:45.3	17:38.2
4	105	SELLIN Stina	SWE	LW8	92	7:56.4 (6)	19:28.1	+2:03.2	17:54.7
5	111	PENG Yuanyuan	CHN	LW8	92	7:39.6 (4)	19:31.5	+2:06.6	17:57.8
6	106	BARBER Jody	CAN	LW8	92	7:49.9 (5)	19:34.3	+2:09.4	18:00.4
7	113	DEVITTORI-VALNEGRI Chiara	SUI	LW4	96	8:03.6 (9)	18:50.8	+2:09.4	18:05.6
8	104	GORBUNOVA Alena	RUS	LW8	92	8:09.7 (10)	19:40.6	+2:15.7	18:06.2
9	115	LOYTYNOJA Maija	FIN	LW8	92	8:01.3 (8)	20:05.1	+2:40.2	18:28.7
10	108	UNDERKOFLEK Kelly	USA	LW8	92	7:58.2 (7)	20:14.3	+2:49.4	18:37.2
11	109	OTA Shoko	JPN	LW8	92	8:19.7 (13)	20:17.0	+2:52.1	18:39.6
12	116	ROGOWIEC Katarzyna	POL	LW5/7	79	8:17.1 (11)	24:04.5	+3:47.7	19:01.2
13	112	PROTOPAPA Paola	ITA	LW8	92	8:48.7 (15)	21:56.1	+4:31.2	20:10.8
14	101	BENSON Mary	CAN	LW9	85	8:42.1 (14)	23:46.3	+4:55.4	20:12.4
15	110	DUDZIAK Arleta	POL	LW8	92	9:11.6 (16)	22:32.0	+5:07.1	20:43.8
16	103	MAYER Anna	POL	LW8	92	8:18.2 (12)	22:41.2	+5:16.3	20:52.3

Disqualified

117 BURMISTROVA Anna RUS LW8 92 IPC 314.1.1


Reason for Disqualification


IPC 314.1.1 - Violation of Classical Technique

Did not finish

102 GENG Zhaojing CHN LW6 91

Weather	Snow Condition	Temperatures		Competitors				
		Air	Snow	Entries	Ranked	DNS	DNF	DSQ
Sunny	Hard packed	1.7°C	-5.6°C	18	16	0	1	1

IPC Technical Delegate

EGLI Christian (SUI)

Competition Secretary

FLOOD Nancy (CAN)

NOTES

All times except "Real Time" are calculated times. Calculated time is the real time multiplied by the athlete's percentage.
Delta - Time difference of the competitor's real time and his/her real time equal to the winners result (skiing time)

LEGEND

DNF Did not finish DNS Did not start DSQ Disqualified
IPC International Paralympic Committee NPC National Paralympic Committee TD Technical Delegate



OFFICIAL RESULTS / RÉSULTATS OFFICIELS

THU 18 MAR 2010 / JEU 18 MAR 2010 START TIME 12:00 END TIME 12:29


Jury		Course Information	
IPC Technical Delegate	NEESER Hans Peter (SUI)	Course Name:	2.5 km Course
IPC Technical Delegate	EGLI Christian (SUI)	Height Difference (HD)	15 m
Chief of Competition	BERNHARDT Rob (CAN)	Maximum Climb (MC)	8 m
Jury Member	WALSH Rob (USA)	Total Climb (TC)	93 m
Jury Member	SABASTEANSKI Matt (USA)	Length of Lap	2565 m
		Laps	2


Rank	Bib	Name	NPC Code	Sport Class	%	2.5 km	Real Time	Delta	Result
1	147	VAUCHOK Liudmila	BLR	LW11	94	7:27.9 (1)	15:53.8		14:56.6
2	133	ESKAU Andrea	GER	LW11	94	7:38.3 (4)	16:09.6	+15.8	15:11.4
3	148	BOURGONJE Colette	CAN	LW10	86	7:34.7 (3)	17:45.6	+23.0	15:16.4
4	144	IURKOVSKA Olena	UKR	LW12	100	7:39.8 (5)	15:19.7	+23.1	15:19.7
5	146	PAVLENKO Lyudmyla	UKR	LW11.5	98	7:40.0 (6)	15:42.8	+27.9	15:23.9
6	145	PORCELLATO Francesca	ITA	LW10	86	7:29.8 (2)	17:55.9	+33.3	15:25.3
7	141	IOVLEVA Maria	RUS	LW12	100	7:52.4 (7)	15:47.8	+51.2	15:47.8
8	140	VESTBOSTAD Mariann	NOR	LW12	100	7:58.1 (8)	15:53.9	+57.3	15:53.9
9	143	POLYAKOVA Irina	RUS	LW12	100	8:09.3 (9)	16:26.1	+1:29.5	16:26.1
10	137	BASCIO Monica	USA	LW11	94	8:14.2 (10)	17:35.7	+1:41.9	16:32.4
11	139	STEFURAK Nadiia	UKR	LW10	86	8:29.4 (11)	19:29.6	+2:07.0	16:45.9
12	142	TYMOSHCHENKO Tetyana	UKR	LW12	100	8:43.1 (13)	17:29.3	+2:32.7	17:29.3
13	138	MAIBOLL Marianne	DEN	LW11.5	98	8:29.5 (12)	17:56.7	+2:41.8	17:35.2
14	136	SEO Vo-Ra-Mi	KOR	LW10.5	91	10:51.0 (14)	23:55.6	+7:30.3	21:46.4
15	135	YAROSHEVICH Svetlana	RUS	LW10	86	12:25.3 (15)	27:33.8	+10:11.2	23:42.3

Did not start

134 TRYFONOVA Svitlana UKR LW10.5 91

Weather	Snow Condition	Temperatures		Competitors				
		Air	Snow	Entries	Ranked	DNS	DNF	DSQ
Sunny	Hard packed	1.7°C	-5.6°C	16	15	1	0	0

IPC Technical Delegate

EGLI Christian (SUI)

Competition Secretary

FLOOD Nancy (CAN)

NOTES

All times except "Real Time" are calculated times. Calculated time is the real time multiplied by the athlete's percentage.
Delta - Time difference of the competitor's real time and his/her real time equal to the winners result (skiing time)

LEGEND

DNF Did not finish **DNS** Did not start **DSQ** Disqualified
IPC International Paralympic Committee **NPC** National Paralympic Committee **TD** Technical Delegate




OFFICIAL RESULTS / RÉSULTATS OFFICIELS


THU 18 MAR 2010 / JEU 18 MAR 2010 START TIME 10:39 END TIME 11:08

Jury		Course Information	
IPC Technical Delegate	NEESER Hans Peter (SUI)	Course Name:	5.0 km Course
IPC Technical Delegate	EGLI Christian (SUI)	Height Difference (HD)	63 m
Chief of Competition	BERNHARDT Rob (CAN)	Maximum Climb (MC)	45 m
Jury Member	WALSH Rob (USA)	Total Climb (TC)	178 m
Jury Member	SABASTEANSKI Matt (USA)	Length of Lap	5150 m
		Laps	1

Rank	Bib	Name	NPC Code	Sport Class	%	2.3 km	Real Time	Delta	Result
1	129	BENTELE Verena Guide: FRIEDRICH Thomas	GER	B1	87	6:55.3 (2)	17:24.6		15:08.8
2	127	LYSOVA Mikhailina Guide: IVANOV Alexey	RUS	B3	100	6:31.5 (1)	16:00.3	+51.5	16:00.3
3	128	ILYUCHENKO Tatiana Guide: KOSHKIN Valery	RUS	B3	100	6:58.9 (3)	17:18.4	+2:09.6	17:18.4
4	130	VASILYEVA Liubov Guide: YAKIMOVA Natalia	RUS	B2	98	7:29.2 (4)	17:46.7	+2:19.4	17:25.4
5	122	SKORABAHATAYA Yadviha Guide: HAURUKOVICH Vasili	BLR	B2	98	7:31.9 (5)	17:56.3	+2:29.0	17:34.8
6	126	WELDON Robbi Guide: BERRY Brian	CAN	B2	98	7:56.8 (7)	18:02.6	+2:35.3	17:40.9
7	131	SHYSHKOVA Oksana Guide: ARTOMIN Dmytro	UKR	B2	98	7:47.2 (6)	18:06.6	+2:39.3	17:44.9
8	123	KANUMA Yurie Guide: ODAIRA Norio	JPN	B1	87	8:12.0 (9)	21:19.2	+3:54.6	18:32.9
9	124	MORIN Nathalie Guide: JALLIFIER Stephanie	FRA	B3	100	8:40.8 (11)	19:16.0	+4:07.2	19:16.0
10	121	NEVIDIMOVA Valentina Guide: MIKHAYLENKO Anatoly	RUS	B1	87	8:01.4 (8)	22:42.8	+5:18.2	19:45.6
11	125	KNIGHT Courtney Guide: BUNDON Andrea	CAN	B3	100	8:23.5 (10)	20:12.7	+5:03.9	20:12.7
12	119	GORBOUNOVA Margarita Guide: D'ARRAS Robert	CAN	B3	100	8:48.9 (12)	20:16.5	+5:07.7	20:16.5
13	120	ERMENKOVA Yoana Guide: OLYANOVA Iskra	BUL	B2	98	12:05.4 (13)	28:32.7	+13:05.4	27:58.4

Weather	Snow Condition	Temperatures		Competitors				
		Air	Snow	Entries	Ranked	DNS	DNF	DSQ
Sunny	Hard packed	1.7°C	-5.6°C	13	13	0	0	0

IPC Technical Delegate

EGLI Christian (SUI)

Competition Secretary

FLOOD Nancy (CAN)

NOTES

All times except "Real Time" are calculated times. Calculated time is the real time multiplied by the athlete's percentage.
Delta - Time difference of the competitor's real time and his/her real time equal to the winners result (skiing time)

LEGEND

DNF Did not finish **DNS** Did not start **DSQ** Disqualified
IPC International Paralympic Committee **NPC** National Paralympic Committee **TD** Technical Delegate



OFFICIAL RESULTS / RÉSULTATS OFFICIELS

SUN 14 MAR 2010 / DIM 14 MAR 2010 START TIME 12:00 END TIME 12:55

Jury		Course Information	
IPC Technical Delegate	NEESER Hans Peter (SUI)	Course Name:	3.3 km Course
IPC Technical Delegate	EGLI Christian (SUI)	Height Difference (HD)	20 m
Chief of Competition	BERNHARDT Rob (CAN)	Maximum Climb (MC)	11 m
Jury Member	WALSH Rob (USA)	Total Climb (TC)	196 m
Jury Member	SABASTEANSKI Matt (USA)	Length of Lap	3325 m
		Laps	3

Rank	Bib	Name	NPC Code	Sport Class	%	3.3 km	6.6 km	Real Time	Delta	Result
1	9	VAUCHOK Liudmila	BLR	LW11	94	10:28.8 (2)	20:41.3 (1)	32:51.2		30:52.9
2	10	BOURGONJE Colette	CAN	LW10	86	10:18.9 (1)	21:05.7 (2)	37:00.7	+1:06.2	31:49.8
3	11	IURKOVSKA Olena	UKR	LW12	100	10:55.6 (5)	21:44.0 (3)	32:43.5	+1:50.6	32:43.5
4	6	TRYFONOVA Svitlana	UKR	LW10.5	91	10:54.4 (4)	21:52.2 (4)	36:04.8	+2:08.6	32:50.0
5	8	VESTBOSTAD Mariann	NOR	LW12	100	11:10.1 (7)	22:20.7 (7)	33:27.8	+2:34.9	33:27.8
6	7	IOVLEVA Maria	RUS	LW12	100	10:45.2 (3)	22:39.2 (8)	33:29.8	+2:36.9	33:29.8
7	12	PAVLENKO Lyudmyla	UKR	LW11.5	98	11:15.2 (8)	22:12.5 (5)	34:11.1	+2:40.4	33:30.1
8	4	ESKAU Andrea	GER	LW11	94	11:00.2 (6)	22:16.7 (6)	35:55.3	+3:04.1	33:46.0
9	5	BASCIO Monica	USA	LW11	94	11:17.0 (9)	22:50.1 (9)	36:46.3	+3:55.1	34:33.9
10	1	MAIBOLL Marianne	DEN	LW11.5	98	11:26.9 (10)	23:25.8 (10)	36:19.6	+4:48.9	35:36.0
11	2	YAROSHEVICH Svetlana	RUS	LW10	86	14:46.1 (11)	30:47.8 (11)	54:11.3	+18:16.8	46:36.1

Did not finish

3 SEO Vo-Ra-Mi KOR LW10.5 91

Weather	Snow Condition	Temperatures		Competitors				
		Air	Snow	Entries	Ranked	DNS	DNF	DSQ
Mostly cloudy	Packed powder	0.9°C	0.1°C	12	11	0	1	0

IPC Technical Delegate



EGLI Christian (SUI)

Competition Secretary



FLOOD Nancy (CAN)

NOTES

All times except "Real Time" are calculated times. Calculated time is the real time multiplied by the athlete's percentage.
Delta - Time difference of the competitor's real time and his/her real time equal to the winners result (skiing time)

LEGEND

DNF Did not finish **DNS** Did not start **DSQ** Disqualified
IPC International Paralympic Committee **NPC** National Paralympic Committee **TD** Technical Delegate



OFFICIAL RESULTS / RÉSULTATS OFFICIELS

MON 15 MAR 2010 / LUN 15 MAR 2010 START TIME 12:25 END TIME 13:28

Jury		Course Information	
IPC Technical Delegate	NEESER Hans Peter (SUI)	Course Name:	5.0 km Course
IPC Technical Delegate	EGLI Christian (SUI)	Height Difference (HD)	63 m
Chief of Competition	BERNHARDT Rob (CAN)	Maximum Climb (MC)	45 m
Jury Member	WALSH Rob (USA)	Total Climb (TC)	531 m
Jury Member	SABASTEANSKI Matt (USA)	Length of Lap	5150 m
		Laps	3

Rank	Bib	Name	NPC Code	Sport Class	%	5.0 km	10.0 km	Real Time	Delta	Result
1	11	BURMISTROVA Anna	RUS	LW8	97	15:59.6 (2)	32:25.1 (1)	50:47.7		49:16.3
2	7	BATENKOVA Iuliia	UKR	LW6	96	15:53.6 (1)	32:31.8 (2)	51:27.0	+7.5	49:23.5
3	8	ROGOWIEC Katarzyna	POL	LW5/7	87	16:45.2 (4)	33:58.3 (3)	58:42.0	+2:04.0	51:04.1
4	10	KONONOVA Oleksandra	UKR	LW8	97	16:31.0 (3)	34:03.6 (4)	53:05.0	+2:17.3	51:29.5
5	9	DEVITTORI-VALNEGRI Chiara	SUI	LW4	96	16:58.0 (5)	34:41.0 (5)	55:11.3	+3:51.8	52:58.8
6	3	BARBER Jody	CAN	LW8	97	17:55.4 (7)	36:44.0 (6)	57:20.2	+6:32.5	55:37.0
7	6	PENG Yuanyuan	CHN	LW8	97	17:55.2 (6)	36:52.0 (7)	57:26.7	+6:39.0	55:43.3
8	4	UNDERKOFER Kelly	USA	LW8	97	18:34.4 (9)	38:40.9 (8)	1:00:07.8	+9:20.1	58:19.6
9	2	GORBUNOVA Alena	RUS	LW8	97	18:15.6 (8)	38:51.1 (10)	1:00:32.7	+9:45.0	58:43.7
10	1	SELLIN Stina	SWE	LW8	97	18:55.0 (10)	38:49.2 (9)	1:00:51.3	+10:03.6	59:01.8

Did not finish

5 BENSON Mary CAN LW9 89

Weather	Snow Condition	Temperatures		Competitors				
		Air	Snow	Entries	Ranked	DNS	DNF	DSQ
Partly cloudy	Packed powder	6.3°C	-0.3°C	11	10	0	1	0

IPC Technical Delegate



EGLI Christian (SUI)

Competition Secretary



FLOOD Nancy (CAN)

NOTES

All times except "Real Time" are calculated times. Calculated time is the real time multiplied by the athlete's percentage.
Delta - Time difference of the competitor's real time and his/her real time equal to the winners result (skiing time)

LEGEND

DNF Did not finish **DNS** Did not start **DSQ** Disqualified
IPC International Paralympic Committee **NPC** National Paralympic Committee **TD** Technical Delegate



OFFICIAL RESULTS / RÉSULTATS OFFICIELS

MON 15 MAR 2010 / LUN 15 MAR 2010 START TIME 12:35 END TIME 13:38

Jury		Course Information	
IPC Technical Delegate	NEESER Hans Peter (SUI)	Course Name:	5.0 km Course
IPC Technical Delegate	EGLI Christian (SUI)	Height Difference (HD)	63 m
Chief of Competition	BERNHARDT Rob (CAN)	Maximum Climb (MC)	45 m
Jury Member	WALSH Rob (USA)	Total Climb (TC)	531 m
Jury Member	SABASTEANSKI Matt (USA)	Length of Lap	5150 m
		Laps	3

Rank	Bib	Name	NPC Code	Sport Class	%	5.0 km	10.0 km	Real Time	Delta	Result
1	28	BENTELE Verena Guide: FRIEDRICH Thomas	GER	B1	85	14:50.2 (1)	29:42.3 (1)	53:09.5		45:11.1
2	27	VASILYEVA Liubov Guide: YAKIMOVA Natalia	RUS	B2	98	15:48.1 (2)	32:02.6 (2)	49:33.6	+3:27.2	48:34.1
3	24	SKORABAHATAYA Yadviha Guide: HAURUKOVICH Vasili	BLR	B2	98	16:20.8 (4)	32:46.3 (3)	50:19.7	+4:13.3	49:19.3
4	29	ILYUCHENKO Tatiana Guide: KOSHKIN Valery	RUS	B3	100	16:06.2 (3)	33:16.5 (4)	50:50.9	+5:39.8	50:50.9
5	25	WELDON Robbi Guide: BERRY Brian	CAN	B2	98	18:01.4 (7)	35:43.8 (5)	54:42.6	+8:36.2	53:36.9
6	23	MORIN Nathalie Guide: JALLIFIER Stephanie	FRA	B3	100	17:53.6 (6)	36:12.5 (7)	54:42.1	+9:31.0	54:42.1
7	22	GORBOUNOVA Margarita Guide: D'ARRAS Robert	CAN	B3	100	20:06.3 (8)	41:20.5 (8)	1:01:59.1	+16:48.0	1:01:59.1

Did not finish


26 LYSOVA Mikhailina RUS B3 100 16:50.4 (5) 35:51.1 (6)

Did not start

21 KNIGHT Courtney CAN B3 100

Weather	Snow Condition	Temperatures		Competitors				
		Air	Snow	Entries	Ranked	DNS	DNF	DSQ
Partly cloudy	Packed powder	6.3°C	-0.3°C	9	7	1	1	0

IPC Technical Delegate



EGLI Christian (SUI)

Competition Secretary



FLOOD Nancy (CAN)

NOTES

All times except "Real Time" are calculated times. Calculated time is the real time multiplied by the athlete's percentage.
Delta - Time difference of the competitor's real time and his/her real time equal to the winners result (skiing time)

LEGEND

DNF Did not finish **DNS** Did not start **DSQ** Disqualified
IPC International Paralympic Committee **NPC** National Paralympic Committee **TD** Technical Delegate




OFFICIAL RESULTS / RÉSULTATS OFFICIELS


SAT 20 MAR 2010 / SAM 20 MAR 2010 START TIME 10:00 END TIME 10:24

Jury		Course Information	
IPC Technical Delegate	NEESER Hans Peter (SUI)	Course Name:	2.5 km Sit
IPC Technical Delegate	EGLI Christian (SUI)	Height Difference (HD)	15 m
Chief of Competition	BERNHARDT Rob (CAN)	Maximum Climb (MC)	8 m
Jury Member	WALSH Rob (USA)	Total Climb (TC)	47 m
Jury Member	SABASTEANSKI Matt (USA)	Length of Lap	2565 m
		Laps	1

Rank	Bib	NPC Name	Sport Class	Technique	Leg Time	Time Behind	Team Time	Time Behind
1	1	RUS - Russian Federation					20:23.2	
	1-1	IOVLEVA Maria	LW12	Classic	7:28.7	+24.5 (4)	7:28.7	+24.5 (4)
	1-2	LYSOVA Mikhailina Guide: IVANOV Alexey	B3	Classic	6:27.8	0.0 (1)	13:56.5	0.0 (1)
	1-3	VASILYEVA Liubov Guide: YAKIMOVA Natalia	B2	Free	6:26.7	+2.1 (2)	20:23.2	0.0 (1)
2	3	UKR - Ukraine					20:42.7	+19.5
	3-1	IURKOVSKA Olena	LW12	Classic	7:08.2	+4.0 (2)	7:08.2	+4.0 (2)
	3-2	BATENKOVA Iuliia	LW6	Classic	7:09.9	+42.1 (2)	14:18.1	+21.6 (2)
	3-3	KONONOVA Oleksandra	LW8	Free	6:24.6	0.0 (1)	20:42.7	+19.5 (2)
3	2	BLR - Belarus					22:04.2	+1:41.0
	2-1	VARONA Larysa	LW8	Classic	7:21.8	+17.6 (3)	7:21.8	+17.6 (3)
	2-2	VAUCHOK Liudmila	LW11	Classic	7:52.9	+1:25.1 (4)	15:14.7	+1:18.2 (3)
	2-3	SKORABAHATAYA Yadviha Guide: HAURUKOVICH Vasili	B2	Free	6:49.5	+24.9 (3)	22:04.2	+1:41.0 (3)
4	6	CAN - Canada					22:21.2	+1:58.0
	6-1	BOURGONJE Colette	LW10	Classic	8:11.6	+1:07.4 (6)	8:11.6	+1:07.4 (6)
	6-2	WELDON Robbi Guide: BERRY Brian	B2	Classic	7:18.1	+50.3 (3)	15:29.7	+1:33.2 (5)
	6-3	BARBER Jody	LW8	Free	6:51.5	+26.9 (4)	22:21.2	+1:58.0 (4)
5	4	JPN - Japan					22:21.5	+1:58.3
	4-1	OTA Shoko	LW8	Classic	7:04.2	0.0 (1)	7:04.2	0.0 (1)
	4-2	KANUMA Yurie Guide: ODAIRA Norio	B1	Classic	8:20.5	+1:52.7 (5)	15:24.7	+1:28.2 (4)
	4-3	DEKIJIMA Momoko	LW6	Free	6:56.8	+32.2 (5)	22:21.5	+1:58.3 (5)
6	5	POL - Poland					24:14.6	+3:51.4
	5-1	MAYER Anna	LW8	Classic	8:08.7	+1:04.5 (5)	8:08.7	+1:04.5 (5)
	5-2	DUDZIAK Arleta	LW8	Classic	8:54.5	+2:26.7 (6)	17:03.2	+3:06.7 (6)
	5-3	ROGOWIEC Katarzyna	LW5/7	Free	7:11.4	+46.8 (6)	24:14.6	+3:51.4 (6)

Weather	Snow Condition	Temperatures		Competitors					
		Air	Snow	Entries	Ranked	DNS	DNF	DSQ	LAP
Sunny	Hard	-0.3°C	-7.9°C	6	6	0	0	0	0

IPC Technical Delegate

EGLI Christian (SUI)

Competition Secretary

FLOOD Nancy (CAN)

LEGEND			
DNF	Did not finish	DNS	Did not start
IPC	International Paralympic Committee	NPC	National Paralympic Committee
		DSQ	Disqualified
		TD	Technical Delegate



COMPETITION OFFICIALS / OFFICIELS DE COMPÉTITION

As of WED 10 MAR 2010 / En date du MER 10 MAR 2010

Function	Name	NPC
----------	------	-----

Cross-Country Skiing Jury

IPC Technical Delegate	NEESER Hans Peter	SUI - Switzerland
IPC Technical Delegate	EGLI Christian	SUI - Switzerland
Chief of Competition	BERNHARDT Rob	CAN - Canada
Jury Member	WALSH Rob	USA - United States
Jury Member	SEBASTEANSKI Matt	USA - United States

Organising Committee

Competition Manager	APEDAILE Len	CAN - Canada
Assistant Competition Manager	KADYKOV Georgy	RUS - Russian Federation
Chief of Course	EDWARDS Mike	CAN - Canada
Assistant Chief of Course	GOSNELL Shawn	CAN - Canada
Chief of Race Office	FLOOD Nancy	CAN - Canada
Chief of Athlete Compound	GINGRAS Stephanie	CAN - Canada
Chief of Stadium	BLAYNEY Mark	CAN - Canada
Assistant Chief of Stadium	FRANZ LOZ Delores	CAN - Canada
Chief of Timing and Results	BROWN Dennis	CAN - Canada
Chief of Competition Control	SIBBALD Ian	CAN - Canada
Chief of Range	BAJAN Joe	CAN - Canada



vancouver2010.com

Vancouver Organizing Committee for the 2010 Olympic and Paralympic Winter Games
Comité d'organisation des Jeux olympiques et paralympiques d'hiver de 2010 à Vancouver

™ Trademark © Copyright 2006 Vancouver Organizing Committee for the 2010 Olympic and Paralympic Winter Games. All rights reserved.
Printed on 10% post-consumer recycled paper, processed chlorine free.