

**OFFICIAL COMMUNICATION**

官方通告

Item: 2

**Wang Sheng (CHN)  
Ineligible**

The player Wang Sheng from China is ineligible. He can't attend any match from the rest of the competition.

Issued by: IPSF Technical Delegate  
Time: 11:51  
Date: 15 SEP 2008

This decision affects:

RESULTS   
SCHEDULE   
OTHER

Note:



## COMPETITION SCHEDULE As of 5 SEP 2008

竞赛日程

Date	Start Time	Match No.	Teams	Phase
FRI 12 SEP	13:00	1	USA - CHN	Group A
	15:00	2	CAN - JPN	Group A
	18:00	3	AUS - GER	Group B
	20:00	4	GBR - NZL	Group B
SAT 13 SEP	13:00	5	CAN - CHN	Group A
	15:00	6	USA - JPN	Group A
	18:00	7	AUS - NZL	Group B
	20:00	8	GBR - GER	Group B
SUN 14 SEP	13:00	9	JPN - CHN	Group A
	15:00	10	USA - CAN	Group A
	18:00	11	AUS - GBR	Group B
	20:00	12	NZL - GER	Group B
MON 15 SEP	13:00	13	3rd of Group A - 4th of Group B	5/8 Class.
	15:00	14	3rd of Group B - 4th of Group A	5/8 Class.
	18:00	15	1st of Group A - 2nd of Group B	Semifinal
	20:00	16	1st of Group B - 2nd of Group A	Semifinal
TUE 16 SEP	13:00	17	LOSER of 5/8 Class. (13) - LOSER of 5/8 Class. (14)	7/8 Place
	15:00	18	WINNER of 5/8 Class. (13) - WINNER of 5/8 Class. (14)	5/6 Place
	18:00	19	LOSER of Semifinal (15) - LOSER of Semifinal (16)	Bronze Medal
	20:00	20	WINNER of Semifinal (15) - WINNER of Semifinal (16)	Gold Medal



**MEDALLISTS BY EVENT** As of 16 SEP 2008

单项获奖名单

**AFTER 1 OF 1 EVENTS**

Event	Date	Type of Medal	Name	NPC Code
Mixed	16 SEP 2008	GOLD	COHN Andy	USA
			GROULX Will	USA
			HOGSETT Scott	USA
			KIRKLAND Bryan	USA
			LYDUCH Norm	USA
			McBRIDE Seth	USA
			REGIER Jason	USA
			SPRINGER Nick	USA
			SUMNER Chance	USA
			WILMOTH Joel	USA
		ZUPAN Mark	USA	
		SILVER	ALMAN Bryce	AUS
			BATT Ryley	AUS
			BOXALL Grant	AUS
			BRAND Shane	AUS
			CARR Cameron	AUS
			ERDEM Nazim	AUS
			HUCKS George	AUS
			PORTER Steve	AUS
			SCOTT Ryan	AUS
			SMITH Greg	AUS
		VITALE Scott	AUS	
		BRONZE	CHAN Ian	CAN
			CRONE Jason	CAN
			FUNK Jared	CAN
			HICKLING Garrett	CAN
			HIRSCHFIELD Trevor	CAN
			LAVOIE Fabien	CAN
			LUANGKHAMDENG Say	CAN
			PARADIS Daniel	CAN
SCHMUTZ Erika	CAN			
SIMARD Patrice	CAN			
WHITEHEAD Mike	CAN			
WILLSIE David	CAN			



**MEDALLISTS BY EVENT** As of 16 SEP 2008

单项获奖名单

**AFTER 1 OF 1 EVENTS**

Event	Date	Type of Medal	Name	NPC Code
Mixed	16 SEP 2008	GOLD	COHN Andy	USA
			GROULX Will	USA
			HOGSETT Scott	USA
			KIRKLAND Bryan	USA
			LYDUCH Norm	USA
			McBRIDE Seth	USA
			REGIER Jason	USA
			SPRINGER Nick	USA
			SUMNER Chance	USA
			WILMOTH Joel	USA
		ZUPAN Mark	USA	
		SILVER	ALMAN Bryce	AUS
			BATT Ryley	AUS
			BOXALL Grant	AUS
			BRAND Shane	AUS
			CARR Cameron	AUS
			ERDEM Nazim	AUS
			HUCKS George	AUS
			PORTER Steve	AUS
			SCOTT Ryan	AUS
			SMITH Greg	AUS
		VITALE Scott	AUS	
		BRONZE	CHAN Ian	CAN
			CRONE Jason	CAN
			FUNK Jared	CAN
			HICKLING Garrett	CAN
			HIRSCHFIELD Trevor	CAN
			LAVOIE Fabien	CAN
			LUANGKHAMDENG Say	CAN
			PARADIS Daniel	CAN
SCHMUTZ Erika	CAN			
SIMARD Patrice	CAN			
WHITEHEAD Mike	CAN			
WILLSIE David	CAN			



**MEDAL STANDINGS** As of 16 SEP 2008

奖牌榜

Rank	NPC	Total				Rank By Total
		Gold	Silver	Bronze	Total	
1	USA - United States of America	1			1	=1
2	AUS - Australia		1		1	=1
3	CAN - Canada			1	1	=1
	<b>Total</b>	<b>1</b>	<b>1</b>	<b>1</b>	<b>3</b>	

**Legend:**

= Equal sign indicates that two or more NPCs share the same rank



**TEAM ROSTER** As of 5 SEP 2008

球队名单

**AUS - Australia**

No.	Name	Class. Points	Date of Birth	Club
1	HUCKS George	3.0	18 JAN 1968	SA SHARKS(AUS)
2	ERDEM Nazim	0.5	1 AUG 1970	VIC THUNDER(AUS)
3	BATT Ryley	3.5	22 MAY 1989	NSW GLADIATORS(AUS)
4	CARR Cameron	2.0	13 AUG 1977	QLD CROCS(AUS)
5	BRAND Shane	1.5	5 AUG 1973	SA SHARKS(AUS)
6	VITALE Scott	2.0	6 JUL 1985	NSW GLADIATORS(AUS)
7	BOXALL Grant	2.5	19 JUL 1976	WA ENFORCERS(AUS)
8	ALMAN Bryce	2.0	19 JAN 1976	VIC THUNDER(AUS)
11	SCOTT Ryan	0.5	3 MAR 1982	SA SHARKS(AUS)
12	PORTER Steve (C)	2.5	22 NOV 1969	SA SHARKS(AUS)
13	SMITH Greg	2.0	19 AUG 1967	VIC THUNDER(AUS)

**Coach** DUBBERLEY Brad  
**Assistant Coach** DOIDGE Robert

Legend:  
Class. Points Classification points



**TEAM ROSTER** As of 5 SEP 2008

球队名单

**CAN - Canada**

No.	Name	Class. Points	Date of Birth	Club
1	PARADIS Daniel	0.5	24 JUL 1961	QUEBEC IMPACT(CAN)
2	CRONE Jason	1.5	23 JUL 1987	LONDON ANNIHILATORS(CAN)
4	SCHMUTZ Erika	1.5	21 FEB 1973	TORONTO(CAN)
5	HICKLING Garrett	3.5	18 SEP 1970	BRITISH COLUMBIA(CAN)
6	CHAN Ian	3.0	8 MAY 1977	BRITISH COLUMBIA(CAN)
8	WHITEHEAD Mike	3.0	25 NOV 1975	LONDON ANNIHILATORS(CAN)
9	LUANGKHAMDENG Say	2.0	1 FEB 1977	BRITISH COLUMBIA(CAN)
10	HIRSCHFIELD Trevor	1.0	21 DEC 1983	BRITISH COLUMBIA(CAN)
11	LAVOIE Fabien	3.0	2 JUL 1981	QUEBEC IMPACT(CAN)
13	FUNK Jared	0.5	30 JAN 1974	TEAM MANITOBA(CAN)
14	WILLSIE David (C)	2.0	23 MAR 1968	LONDON ANNIHILATORS(CAN)
15	SIMARD Patrice	1.5	19 JAN 1979	QUEBEC IMPACT(CAN)

**Coach** LABRECQUE Benoit  
**Assistant Coach** DISPALTRO Marco  
**Assistant Coach** FROST Adam

Legend:  
Class. Points Classification points



**TEAM ROSTER** As of 5 SEP 2008

球队名单

**CHN - China**

No.	Name	Class. Points	Date of Birth	Club
1	PAN Zilin	3.5	24 JUL 1973	GUANGDONG(CHN)
2	HAN Guifei	3.0	15 DEC 1986	BEIJING(CHN)
3	CHEN Jun	2.5	18 JAN 1985	BEIJING(CHN)
5	WANG Sheng	3.0	20 SEP 1972	SHANDONG(CHN)
6	TIAN Shilin	2.0	6 AUG 1984	BEIJING(CHN)
7	CUI Maosheng	2.0	25 DEC 1975	YUNNAN(CHN)
8	CHENG Shuangmiao (C)	2.0	23 JUN 1980	BEIJING(CHN)
9	YU Zhongtao	1.0	23 JUN 1983	LIAONING(CHN)
10	TAO Zhenfeng	0.5	22 JAN 1976	SHANDONG(CHN)
11	XIA Junfeng	0.5	15 JUL 1972	BEIJING(CHN)
12	SHAO Dequan	1.0	15 JAN 1988	BEIJING(CHN)
15	ZHANG Wenli	1.5	11 AUG 1968	SHANDONG(CHN)

**Coach**

WEN Yan

**Assistant Coach**

WU Zhiming

Legend:  
Class. Points

Classification points





**TEAM ROSTER** As of 5 SEP 2008

球队名单

**GER - Germany**

No.	Name	Class. Points	Date of Birth	Club
1	WERNER Christoph	2.0	7 NOV 1968	RSC BAD WILDUNGEN(GER)
3	GOETZE Christian	1.0	16 SEP 1974	HANNOVER(GER)(GER)
4	MAYER Wolfgang	2.5	20 JAN 1965	THE REBELS(GER)
7	WIESCHENDORF Dirk	1.0	1 SEP 1975	RSG HEIDELBERG(GER)
8	PICHT Oliver Johannes	3.0	21 DEC 1971	RSC BAD WILDUNGEN(GER)
10	KOESOGLU Salih	2.5	10 DEC 1979	RSG HEIDELBERG(GER)
11	REIS Micael	2.5	22 NOV 1977	BSG BOCHUM(GER)
12	SCHMITT Wolfgang	0.5	20 SEP 1982	RSG KOBLENZ(GER)
13	MENEZLA Nacer	2.0	8 JAN 1975	RSG KOBLENZ(GER)
14	HOLZEM Joerg (C)	2.5	15 OCT 1972	RSG KOBLENZ(GER)
15	BAUMANN Maik	3.0	27 MAR 1980	RSC BAD WILDUNGEN(GER)

**Coach**

SAHM Pierre

**Assistant Coach**

METZGER Bert

Legend:  
Class. Points

Classification points



**TEAM ROSTER** As of 5 SEP 2008

球队名单

**GBR - Great Britain**

No.	Name	Class. Points	Date of Birth	Club
1	SEHMI Mandip	2.5	13 DEC 1980	MAURAUADERS(GBR)
2	COGGAN Jonathan	0.5	25 APR 1983	LONDON(GBR)
3	PALMER Steven	1.5	12 APR 1973	LONDON(GBR)
4	SHAW Paul	1.0	5 MAY 1971	RHINO'S(GBR)
5	HUSSAIN Bulbul	1.0	3 JAN 1972	LONDON(GBR)
6	MORRISON Ross	2.5	22 JUN 1979	LONDON(GBR)
7	ROBERTS Jason	1.5	12 AUG 1973	DRAGONS(GBR)
8	COLLINS Troye	2.5	24 AUG 1972	LONDON(GBR)
9	FRISHBERG Justin	2.0	17 MAR 1972	LONDON(GBR)
10	BARROW Andrew	2.0	20 AUG 1979	LONDON(GBR)
11	ASH Alan	2.0	27 JAN 1973	RHINO'S(GBR)
15	PEARSON Josie	1.5	3 JAN 1986	PIRATES(GBR)

**Coach** O' CONNOR Mark Edward  
**Assistant Coach** HILLARY William Harvey

Legend:  
Class. Points Classification points



**TEAM ROSTER** As of 5 SEP 2008

球队名单

**JPN - Japan**

No.	Name	Class. Points	Date of Birth	Club
1	TAKAHASHI Yoshinobu	0.5	19 APR 1975	BULLDOGS(JPN)
3	NAGAYASU Yu	3.0	17 JUN 1986	HEAT(JPN)
4	SHIMAKAWA Shinichi	3.0	29 JAN 1975	BLITZ(JPN)
5	OGINO Koichi (C)	1.0	11 AUG 1966	BLITZ(JPN)
6	MUROHASHI Takuo	2.0	12 JAN 1975	BULLDOGS(JPN)
7	FUJISHIMA Shingo	3.0	10 MAY 1972	YOKOHANA GIJUKU(JPN)
8	MISAKA Hiroyuki	2.0	21 JUN 1981	HEAT(JPN)
9	TAMURA Manabu	2.5	26 SEP 1974	BLITZ(JPN)
10	SATO Yoshito	2.0	31 MAY 1980	GENESIS(JPN)
11	NAKAZATO Shin	2.5	6 APR 1977	OKINAWA HURRICANES(JPN)
12	KAWANO Shunsuke	1.5	29 JAN 1976	GENESIS(JPN)

**Coach** SHIOZAWA Yasuo  
**Assistant Coach** AOYAGI Daisuke

Legend:  
Class. Points Classification points



**TEAM ROSTER** As of 5 SEP 2008

球队名单

**NZL - New Zealand**

No.	Name	Class. Points	Date of Birth	Club
2	PALMER Curtis	2.5	8 MAY 1977	AUCKLAND(NZL)
4	TAYLOR Sholto	2.0	1 SEP 1972	MANAWATU(NZL)
5	WAITE Jai	1.0	11 MAR 1976	AUCKLAND(NZL)
6	TINKER Jeremy	2.0	9 JAN 1973	CANTERBURY(NZL)
7	JOHNSON Tim	2.0	4 FEB 1976	AUCKLAND(NZL)
11	KLINKHAMER David	1.5	31 JAN 1982	WAIKATO(NZL)
13	BUCKINGHAM Daniel (C)	3.0	25 SEP 1980	AUCKLAND(NZL)
14	WAKEFORD Adam	1.0	14 APR 1978	AUCKLAND(NZL)

**Coach** SHARMAN Grant  
**Assistant Coach** JOHNSON Tim

Legend:  
Class. Points Classification points



**TEAM ROSTER** As of 5 SEP 2008

球队名单

**USA - United States**

No.	Name	Class. Points	Date of Birth	Club
1	SUMNER Chance	3.0	30 JAN 1977	DENVER HARLEQUINS(USA)
2	McBRIDE Seth	2.0	26 FEB 1983	POUNDERS(USA)
3	ZUPAN Mark	3.0	20 MAY 1975	STAMPEDE(USA)
4	KIRKLAND Bryan (C)	2.0	18 AUG 1971	LAKESHORE DEMOLITION(USA)
5	LYDUCH Norm	1.0	4 JUL 1972	STAMPEDE(USA)
6	WILMOTH Joel	3.5	31 JUL 1989	LAKESHORE DEMOLITION(USA)
7	REGIER Jason	0.5	8 FEB 1975	DENVER HARLEQUINS(USA)
8	HOGSETT Scott	1.0	16 OCT 1972	STAMPEDE(USA)
9	SPRINGER Nick	2.0	9 JUN 1985	HOVEROUND GUNNERS(USA)
10	GROULX Will	2.0	11 MAR 1974	POUNDERS(USA)
11	COHN Andy	2.0	3 FEB 1978	SHARP EDGE(USA)

**Coach**

GUMBERT James

**Assistant Coach**

SUHR Edward

Legend:  
Class. Points

Classification points



**TEAM ROSTER** As of 5 SEP 2008

球队名单

**AUS - Australia**

No.	Name	Class. Points	Date of Birth	Club
1	HUCKS George	3.0	18 JAN 1968	SA SHARKS(AUS)
2	ERDEM Nazim	0.5	1 AUG 1970	VIC THUNDER(AUS)
3	BATT Ryley	3.5	22 MAY 1989	NSW GLADIATORS(AUS)
4	CARR Cameron	2.0	13 AUG 1977	QLD CROCS(AUS)
5	BRAND Shane	1.5	5 AUG 1973	SA SHARKS(AUS)
6	VITALE Scott	2.0	6 JUL 1985	NSW GLADIATORS(AUS)
7	BOXALL Grant	2.5	19 JUL 1976	WA ENFORCERS(AUS)
8	ALMAN Bryce	2.0	19 JAN 1976	VIC THUNDER(AUS)
11	SCOTT Ryan	0.5	3 MAR 1982	SA SHARKS(AUS)
12	PORTER Steve (C)	2.5	22 NOV 1969	SA SHARKS(AUS)
13	SMITH Greg	2.0	19 AUG 1967	VIC THUNDER(AUS)

**Coach**

DUBBERLEY Brad

**Assistant Coach**

DOIDGE Robert

Legend:  
Class. Points

Classification points



**TEAM ROSTER** As of 5 SEP 2008

球队名单

**CAN - Canada**

No.	Name	Class. Points	Date of Birth	Club
1	PARADIS Daniel	0.5	24 JUL 1961	QUEBEC IMPACT(CAN)
2	CRONE Jason	1.5	23 JUL 1987	LONDON ANNIHILATORS(CAN)
4	SCHMUTZ Erika	1.5	21 FEB 1973	TORONTO(CAN)
5	HICKLING Garett	3.5	18 SEP 1970	BRITISH COLUMBIA(CAN)
6	CHAN Ian	3.0	8 MAY 1977	BRITISH COLUMBIA(CAN)
8	WHITEHEAD Mike	3.0	25 NOV 1975	LONDON ANNIHILATORS(CAN)
9	LUANGKHAMDENG Say	2.0	1 FEB 1977	BRITISH COLUMBIA(CAN)
10	HIRSCHFIELD Trevor	1.0	21 DEC 1983	BRITISH COLUMBIA(CAN)
11	LAVOIE Fabien	3.0	2 JUL 1981	QUEBEC IMPACT(CAN)
13	FUNK Jared	0.5	30 JAN 1974	TEAM MANITOBA(CAN)
14	WILLSIE David (C)	2.0	23 MAR 1968	LONDON ANNIHILATORS(CAN)
15	SIMARD Patrice	1.5	19 JAN 1979	QUEBEC IMPACT(CAN)

**Coach** LABRECQUE Benoit  
**Assistant Coach** DISPALTRO Marco  
**Assistant Coach** FROST Adam

Legend:  
Class. Points

Classification points



**TEAM ROSTER** As of 5 SEP 2008

球队名单

**CHN - China**

No.	Name	Class. Points	Date of Birth	Club
1	PAN Zilin	3.5	24 JUL 1973	GUANGDONG(CHN)
2	HAN Guifei	3.0	15 DEC 1986	BEIJING(CHN)
3	CHEN Jun	2.5	18 JAN 1985	BEIJING(CHN)
5	WANG Sheng	3.0	20 SEP 1972	SHANDONG(CHN)
6	TIAN Shilin	2.0	6 AUG 1984	BEIJING(CHN)
7	CUI Maosheng	2.0	25 DEC 1975	YUNNAN(CHN)
8	CHENG Shuangmiao (C)	2.0	23 JUN 1980	BEIJING(CHN)
9	YU Zhongtao	1.0	23 JUN 1983	LIAONING(CHN)
10	TAO Zhenfeng	0.5	22 JAN 1976	SHANDONG(CHN)
11	XIA Junfeng	0.5	15 JUL 1972	BEIJING(CHN)
12	SHAO Dequan	1.0	15 JAN 1988	BEIJING(CHN)
15	ZHANG Wenli	1.5	11 AUG 1968	SHANDONG(CHN)

**Coach**

WEN Yan

**Assistant Coach**

WU Zhiming

Legend:  
Class. Points

Classification points





**TEAM ROSTER** As of 5 SEP 2008

球队名单

**GER - Germany**

No.	Name	Class. Points	Date of Birth	Club
1	WERNER Christoph	2.0	7 NOV 1968	RSC BAD WILDUNGEN(GER)
3	GOETZE Christian	1.0	16 SEP 1974	HANNOVER(GER)(GER)
4	MAYER Wolfgang	2.5	20 JAN 1965	THE REBELS(GER)
7	WIESCHENDORF Dirk	1.0	1 SEP 1975	RSG HEIDELBERG(GER)
8	PICHT Oliver Johannes	3.0	21 DEC 1971	RSC BAD WILDUNGEN(GER)
10	KOESOGLU Salih	2.5	10 DEC 1979	RSG HEIDELBERG(GER)
11	REIS Micael	2.5	22 NOV 1977	BSG BOCHUM(GER)
12	SCHMITT Wolfgang	0.5	20 SEP 1982	RSG KOBLENZ(GER)
13	MENEZLA Nacer	2.0	8 JAN 1975	RSG KOBLENZ(GER)
14	HOLZEM Joerg (C)	2.5	15 OCT 1972	RSG KOBLENZ(GER)
15	BAUMANN Maik	3.0	27 MAR 1980	RSC BAD WILDUNGEN(GER)

**Coach**

SAHM Pierre

**Assistant Coach**

METZGER Bert

Legend:  
Class. Points

Classification points



**TEAM ROSTER** As of 5 SEP 2008

球队名单

**GBR - Great Britain**

No.	Name	Class. Points	Date of Birth	Club
1	SEHMI Mandip	2.5	13 DEC 1980	MAURAUADERS(GBR)
2	COGGAN Jonathan	0.5	25 APR 1983	LONDON(GBR)
3	PALMER Steven	1.5	12 APR 1973	LONDON(GBR)
4	SHAW Paul	1.0	5 MAY 1971	RHINO'S(GBR)
5	HUSSAIN Bulbul	1.0	3 JAN 1972	LONDON(GBR)
6	MORRISON Ross	2.5	22 JUN 1979	LONDON(GBR)
7	ROBERTS Jason	1.5	12 AUG 1973	DRAGONS(GBR)
8	COLLINS Troye	2.5	24 AUG 1972	LONDON(GBR)
9	FRISHBERG Justin	2.0	17 MAR 1972	LONDON(GBR)
10	BARROW Andrew	2.0	20 AUG 1979	LONDON(GBR)
11	ASH Alan	2.0	27 JAN 1973	RHINO'S(GBR)
15	PEARSON Josie	1.5	3 JAN 1986	PIRATES(GBR)

**Coach**

O' CONNOR Mark Edward

**Assistant Coach**

HILLARY William Harvey

Legend:  
Class. Points

Classification points



**TEAM ROSTER** As of 5 SEP 2008

球队名单

**JPN - Japan**

No.	Name	Class. Points	Date of Birth	Club
1	TAKAHASHI Yoshinobu	0.5	19 APR 1975	BULLDOGS(JPN)
3	NAGAYASU Yu	3.0	17 JUN 1986	HEAT(JPN)
4	SHIMAKAWA Shinichi	3.0	29 JAN 1975	BLITZ(JPN)
5	OGINO Koichi (C)	1.0	11 AUG 1966	BLITZ(JPN)
6	MUROHASHI Takuo	2.0	12 JAN 1975	BULLDOGS(JPN)
7	FUJISHIMA Shingo	3.0	10 MAY 1972	YOKOHANA GIJUKU(JPN)
8	MISAKA Hiroyuki	2.0	21 JUN 1981	HEAT(JPN)
9	TAMURA Manabu	2.5	26 SEP 1974	BLITZ(JPN)
10	SATO Yoshito	2.0	31 MAY 1980	GENESIS(JPN)
11	NAKAZATO Shin	2.5	6 APR 1977	OKINAWA HURRICANES(JPN)
12	KAWANO Shunsuke	1.5	29 JAN 1976	GENESIS(JPN)

**Coach** SHIOZAWA Yasuo  
**Assistant Coach** AOYAGI Daisuke

Legend:  
Class. Points

Classification points



**TEAM ROSTER** As of 5 SEP 2008

球队名单

**NZL - New Zealand**

No.	Name	Class. Points	Date of Birth	Club
2	PALMER Curtis	2.5	8 MAY 1977	AUCKLAND(NZL)
4	TAYLOR Sholto	2.0	1 SEP 1972	MANAWATU(NZL)
5	WAITE Jai	1.0	11 MAR 1976	AUCKLAND(NZL)
6	TINKER Jeremy	2.0	9 JAN 1973	CANTERBURY(NZL)
7	JOHNSON Tim	2.0	4 FEB 1976	AUCKLAND(NZL)
11	KLINKHAMER David	1.5	31 JAN 1982	WAIKATO(NZL)
13	BUCKINGHAM Daniel (C)	3.0	25 SEP 1980	AUCKLAND(NZL)
14	WAKEFORD Adam	1.0	14 APR 1978	AUCKLAND(NZL)

**Coach** SHARMAN Grant  
**Assistant Coach** JOHNSON Tim

Legend:  
Class. Points

Classification points



**TEAM ROSTER** As of 5 SEP 2008

球队名单

**USA - United States**

No.	Name	Class. Points	Date of Birth	Club
1	SUMNER Chance	3.0	30 JAN 1977	DENVER HARLEQUINS(USA)
2	McBRIDE Seth	2.0	26 FEB 1983	POUNDERS(USA)
3	ZUPAN Mark	3.0	20 MAY 1975	STAMPEDE(USA)
4	KIRKLAND Bryan (C)	2.0	18 AUG 1971	LAKESHORE DEMOLITION(USA)
5	LYDUCH Norm	1.0	4 JUL 1972	STAMPEDE(USA)
6	WILMOTH Joel	3.5	31 JUL 1989	LAKESHORE DEMOLITION(USA)
7	REGIER Jason	0.5	8 FEB 1975	DENVER HARLEQUINS(USA)
8	HOGSETT Scott	1.0	16 OCT 1972	STAMPEDE(USA)
9	SPRINGER Nick	2.0	9 JUN 1985	HOVEROUND GUNNERS(USA)
10	GROULX Will	2.0	11 MAR 1974	POUNDERS(USA)
11	COHN Andy	2.0	3 FEB 1978	SHARP EDGE(USA)

**Coach**

GUMBERT James

**Assistant Coach**

SUHR Edward

Legend:  
Class. Points

Classification points



**TEAM ROSTER** As of 12 SEP 2008

球队名单

**AUS - Australia**

No.	Name	Class. Points	Date of Birth	Club
1	HUCKS George	3.0	18 JAN 1968	SA SHARKS(AUS)
2	ERDEM Nazim	0.5	1 AUG 1970	VIC THUNDER(AUS)
3	BATT Ryley	3.5	22 MAY 1989	NSW GLADIATORS(AUS)
4	CARR Cameron	2.0	13 AUG 1977	QLD CROCS(AUS)
5	BRAND Shane	1.5	5 AUG 1973	SA SHARKS(AUS)
6	VITALE Scott	2.0	6 JUL 1985	NSW GLADIATORS(AUS)
7	BOXALL Grant	2.5	19 JUL 1976	WA ENFORCERS(AUS)
8	ALMAN Bryce	2.0	19 JAN 1976	VIC THUNDER(AUS)
11	SCOTT Ryan	0.5	3 MAR 1982	SA SHARKS(AUS)
12	PORTER Steve (C)	2.5	22 NOV 1969	SA SHARKS(AUS)
13	SMITH Greg	2.0	19 AUG 1967	VIC THUNDER(AUS)

**Coach** DUBBERLEY Brad  
**Assistant Coach** DOIDGE Robert

Legend:  
Class. Points

Classification points



**TEAM ROSTER** As of 12 SEP 2008

球队名单

**CAN - Canada**

No.	Name	Class. Points	Date of Birth	Club
1	PARADIS Daniel	0.5	24 JUL 1961	QUEBEC IMPACT(CAN)
2	CRONE Jason	1.5	23 JUL 1987	LONDON ANNIHILATORS(CAN)
4	SCHMUTZ Erika	1.5	21 FEB 1973	TORONTO(CAN)
5	HICKLING Garrett	3.5	18 SEP 1970	BRITISH COLUMBIA(CAN)
6	CHAN Ian	3.0	8 MAY 1977	BRITISH COLUMBIA(CAN)
8	WHITEHEAD Mike	3.0	25 NOV 1975	LONDON ANNIHILATORS(CAN)
9	LUANGKHAMDENG Say	2.0	1 FEB 1977	BRITISH COLUMBIA(CAN)
10	HIRSCHFIELD Trevor	1.0	21 DEC 1983	BRITISH COLUMBIA(CAN)
11	LAVOIE Fabien	3.0	2 JUL 1981	QUEBEC IMPACT(CAN)
13	FUNK Jared	0.5	30 JAN 1974	TEAM MANITOBA(CAN)
14	WILLSIE David (C)	2.0	23 MAR 1968	LONDON ANNIHILATORS(CAN)
15	SIMARD Patrice	1.5	19 JAN 1979	QUEBEC IMPACT(CAN)

**Coach** LABRECQUE Benoit  
**Assistant Coach** DISPALTRO Marco  
**Assistant Coach** FROST Adam

Legend:  
Class. Points Classification points



**TEAM ROSTER** As of 12 SEP 2008

球队名单

**CHN - China**

No.	Name	Class. Points	Date of Birth	Club
1	PAN Zilin	3.5	24 JUL 1973	GUANGDONG(CHN)
2	HAN Guifei	3.0	15 DEC 1986	BEIJING(CHN)
3	CHEN Jun	2.5	18 JAN 1985	BEIJING(CHN)
5	WANG Sheng	3.0	20 SEP 1972	SHANDONG(CHN)
6	TIAN Shilin	2.0	6 AUG 1984	BEIJING(CHN)
7	CUI Maosheng	2.0	25 DEC 1975	YUNNAN(CHN)
8	CHENG Shuangmiao (C)	2.0	23 JUN 1980	BEIJING(CHN)
9	YU Zhongtao	1.0	23 JUN 1983	LIAONING(CHN)
10	TAO Zhenfeng	0.5	22 JAN 1976	SHANDONG(CHN)
11	XIA Junfeng	0.5	15 JUL 1972	BEIJING(CHN)
12	SHAO Dequan	1.0	15 JAN 1988	BEIJING(CHN)
15	ZHANG Wenli	1.5	11 AUG 1968	SHANDONG(CHN)

**Coach**

WEN Yan

**Assistant Coach**

WU Zhiming

Legend:  
Class. Points

Classification points





## TEAM ROSTER As of 12 SEP 2008

球队名单

### GER - Germany

No.	Name	Class. Points	Date of Birth	Club
1	WERNER Christoph	2.0	7 NOV 1968	RSC BAD WILDUNGEN(GER)
3	GOETZE Christian	1.0	16 SEP 1974	HANNOVER(GER)(GER)
4	MAYER Wolfgang	2.5	20 JAN 1965	THE REBELS(GER)
7	WIESCHENDORF Dirk	1.0	1 SEP 1975	RSG HEIDELBERG(GER)
8	PICHT Oliver Johannes	3.0	21 DEC 1971	RSC BAD WILDUNGEN(GER)
10	KOESEOGLU Salih	2.5	10 DEC 1979	RSG HEIDELBERG(GER)
11	REIS Micael	2.5	22 NOV 1977	BSG BOCHUM(GER)
12	SCHMITT Wolfgang	0.5	20 SEP 1982	RSG KOBLENZ(GER)
13	MENEZLA Nacer	2.0	8 JAN 1975	RSG KOBLENZ(GER)
14	HOLZEM Joerg (C)	2.5	15 OCT 1972	RSG KOBLENZ(GER)
15	BAUMANN Maik	3.0	27 MAR 1980	RSC BAD WILDUNGEN(GER)

**Coach**

SAHM Pierre

**Assistant Coach**

METZGER Bert

Legend:  
Class. Points

Classification points



**TEAM ROSTER** As of 12 SEP 2008

球队名单

**GBR - Great Britain**

No.	Name	Class. Points	Date of Birth	Club
1	SEHMI Mandip	2.5	13 DEC 1980	MAURAUADERS(GBR)
2	COGGAN Jonathan	0.5	25 APR 1983	LONDON(GBR)
3	PALMER Steven	1.5	12 APR 1973	LONDON(GBR)
4	SHAW Paul	1.0	5 MAY 1971	RHINO'S(GBR)
5	HUSSAIN Bulbul	1.0	3 JAN 1972	LONDON(GBR)
6	MORRISON Ross	2.5	22 JUN 1979	LONDON(GBR)
7	ROBERTS Jason	1.5	12 AUG 1973	DRAGONS(GBR)
8	COLLINS Troye	2.5	24 AUG 1972	LONDON(GBR)
9	FRISHBERG Justin	2.0	17 MAR 1972	LONDON(GBR)
10	BARROW Andrew	2.0	20 AUG 1979	LONDON(GBR)
11	ASH Alan	2.0	27 JAN 1973	RHINO'S(GBR)
12	PEARSON Josie	1.5	3 JAN 1986	PIRATES(GBR)

**Coach**

O' CONNOR Mark Edward

**Assistant Coach**

RYAN Timothy James

Legend:  
Class. Points

Classification points



**TEAM ROSTER** As of 12 SEP 2008

球队名单

**JPN - Japan**

No.	Name	Class. Points	Date of Birth	Club
1	TAKAHASHI Yoshinobu	0.5	19 APR 1975	BULLDOGS(JPN)
3	NAGAYASU Yu	3.0	17 JUN 1986	HEAT(JPN)
4	SHIMAKAWA Shinichi	3.0	29 JAN 1975	BLITZ(JPN)
5	OGINO Koichi (C)	1.0	11 AUG 1966	BLITZ(JPN)
6	MUROHASHI Takuo	2.0	12 JAN 1975	BULLDOGS(JPN)
7	FUJISHIMA Shingo	3.0	10 MAY 1972	YOKOHAMA GIJUKU(JPN)
8	MISAKA Hiroyuki	2.0	21 JUN 1981	HEAT(JPN)
9	TAMURA Manabu	2.5	26 SEP 1974	BLITZ(JPN)
10	SATO Yoshito	2.0	31 MAY 1980	GENESIS(JPN)
11	NAKAZATO Shin	2.5	6 APR 1977	OKINAWA HURRICANES(JPN)
12	KAWANO Shunsuke	1.5	29 JAN 1976	GENESIS(JPN)

**Coach** SHIOZAWA Yasuo  
**Assistant Coach** AOYAGI Daisuke

Legend:  
Class. Points

Classification points



**TEAM ROSTER** As of 12 SEP 2008

球队名单

**NZL - New Zealand**

No.	Name	Class. Points	Date of Birth	Club
2	PALMER Curtis	2.5	8 MAY 1977	AUCKLAND(NZL)
4	TAYLOR Sholto	2.0	1 SEP 1972	MANAWATU(NZL)
5	WAITE Jai	1.0	11 MAR 1976	AUCKLAND(NZL)
6	TINKER Jeremy	2.0	9 JAN 1973	CANTERBURY(NZL)
7	JOHNSON Tim	2.0	4 FEB 1976	AUCKLAND(NZL)
11	KLINKHAMER David	1.5	31 JAN 1982	WAIKATO(NZL)
13	BUCKINGHAM Daniel (C)	3.0	25 SEP 1980	AUCKLAND(NZL)
14	WAKEFORD Adam	1.0	14 APR 1978	AUCKLAND(NZL)

**Coach** SHARMAN Grant  
**Assistant Coach** JOHNSON Tim

Legend:  
Class. Points Classification points



**TEAM ROSTER** As of 12 SEP 2008

球队名单

**USA - United States**

No.	Name	Class. Points	Date of Birth	Club
1	SUMNER Chance	3.0	30 JAN 1977	DENVER HARLEQUINS(USA)
2	McBRIDE Seth	2.0	26 FEB 1983	POUNDERS(USA)
3	ZUPAN Mark	3.0	20 MAY 1975	STAMPEDE(USA)
4	KIRKLAND Bryan (C)	2.0	18 AUG 1971	LAKESHORE DEMOLITION(USA)
5	LYDUCH Norm	1.0	4 JUL 1972	STAMPEDE(USA)
6	WILMOTH Joel	3.5	31 JUL 1989	LAKESHORE DEMOLITION(USA)
7	REGIER Jason	0.5	8 FEB 1975	DENVER HARLEQUINS(USA)
8	HOGSETT Scott	1.0	16 OCT 1972	STAMPEDE(USA)
9	SPRINGER Nick	2.0	9 JUN 1985	HOVEROUND GUNNERS(USA)
10	GROULX Will	2.0	11 MAR 1974	POUNDERS(USA)
11	COHN Andy	2.0	3 FEB 1978	SHARP EDGE(USA)

**Coach** GUMBERT James  
**Assistant Coach** SUHR Edward

Legend:  
Class. Points

Classification points



**TEAM ROSTER** As of 12 SEP 2008

球队名单

**AUS - Australia**

No.	Name	Class. Points	Date of Birth	Club
1	HUCKS George	3.0	18 JAN 1968	SA SHARKS(AUS)
2	ERDEM Nazim	0.5	1 AUG 1970	VIC THUNDER(AUS)
3	BATT Ryley	3.5	22 MAY 1989	NSW GLADIATORS(AUS)
4	CARR Cameron	2.0	13 AUG 1977	QLD CROCS(AUS)
5	BRAND Shane	1.5	5 AUG 1973	SA SHARKS(AUS)
6	VITALE Scott	2.0	6 JUL 1985	NSW GLADIATORS(AUS)
7	BOXALL Grant	2.5	19 JUL 1976	WA ENFORCERS(AUS)
8	ALMAN Bryce	2.0	19 JAN 1976	VIC THUNDER(AUS)
11	SCOTT Ryan	0.5	3 MAR 1982	SA SHARKS(AUS)
12	PORTER Steve (C)	2.5	22 NOV 1969	SA SHARKS(AUS)
13	SMITH Greg	2.0	19 AUG 1967	VIC THUNDER(AUS)

**Coach** DUBBERLEY Brad  
**Assistant Coach** DOIDGE Robert

Legend:  
Class. Points

Classification points



**TEAM ROSTER** As of 12 SEP 2008

球队名单

**CAN - Canada**

No.	Name	Class. Points	Date of Birth	Club
1	PARADIS Daniel	0.5	24 JUL 1961	QUEBEC IMPACT(CAN)
2	CRONE Jason	1.5	23 JUL 1987	LONDON ANNIHILATORS(CAN)
4	SCHMUTZ Erika	1.5	21 FEB 1973	TORONTO(CAN)
5	HICKLING Garrett	3.5	18 SEP 1970	BRITISH COLUMBIA(CAN)
6	CHAN Ian	3.0	8 MAY 1977	BRITISH COLUMBIA(CAN)
8	WHITEHEAD Mike	3.0	25 NOV 1975	LONDON ANNIHILATORS(CAN)
9	LUANGKHAMDENG Say	2.0	1 FEB 1977	BRITISH COLUMBIA(CAN)
10	HIRSCHFIELD Trevor	1.0	21 DEC 1983	BRITISH COLUMBIA(CAN)
11	LAVOIE Fabien	3.0	2 JUL 1981	QUEBEC IMPACT(CAN)
13	FUNK Jared	0.5	30 JAN 1974	TEAM MANITOBA(CAN)
14	WILLSIE David (C)	2.0	23 MAR 1968	LONDON ANNIHILATORS(CAN)
15	SIMARD Patrice	1.5	19 JAN 1979	QUEBEC IMPACT(CAN)

**Coach** LABRECQUE Benoit  
**Assistant Coach** DISPALTRO Marco  
**Assistant Coach** FROST Adam

Legend:  
Class. Points

Classification points



**TEAM ROSTER** As of 12 SEP 2008

球队名单

**CHN - China**

No.	Name	Class. Points	Date of Birth	Club
1	PAN Zilin	3.5	24 JUL 1973	GUANGDONG(CHN)
2	HAN Guifei	3.0	15 DEC 1986	BEIJING(CHN)
3	CHEN Jun	2.5	18 JAN 1985	BEIJING(CHN)
5	WANG Sheng	3.0	20 SEP 1972	SHANDONG(CHN)
6	TIAN Shilin	2.0	6 AUG 1984	BEIJING(CHN)
7	CUI Maosheng	2.0	25 DEC 1975	YUNNAN(CHN)
8	CHENG Shuangmiao (C)	2.0	23 JUN 1980	BEIJING(CHN)
9	YU Zhongtao	1.0	23 JUN 1983	LIAONING(CHN)
10	TAO Zhenfeng	0.5	22 JAN 1976	SHANDONG(CHN)
11	XIA Junfeng	0.5	15 JUL 1972	BEIJING(CHN)
12	SHAO Dequan	1.0	15 JAN 1988	BEIJING(CHN)
15	ZHANG Wenli	1.5	11 AUG 1968	SHANDONG(CHN)

**Coach**

WEN Yan

**Assistant Coach**

WU Zhiming

Legend:  
Class. Points

Classification points





**TEAM ROSTER** As of 12 SEP 2008

球队名单

**GER - Germany**

No.	Name	Class. Points	Date of Birth	Club
1	WERNER Christoph	2.0	7 NOV 1968	RSC BAD WILDUNGEN(GER)
3	GOETZE Christian	1.0	16 SEP 1974	HANNOVER(GER)(GER)
4	MAYER Wolfgang	2.5	20 JAN 1965	THE REBELS(GER)
7	WIESCHENDORF Dirk	1.0	1 SEP 1975	RSG HEIDELBERG(GER)
8	PICHT Oliver Johannes	3.0	21 DEC 1971	RSC BAD WILDUNGEN(GER)
10	KOESEOGLU Salih	2.5	10 DEC 1979	RSG HEIDELBERG(GER)
11	REIS Micael	2.5	22 NOV 1977	BSG BOCHUM(GER)
12	SCHMITT Wolfgang	0.5	20 SEP 1982	RSG KOBLENZ(GER)
13	MENEZLA Nacer	2.0	8 JAN 1975	RSG KOBLENZ(GER)
14	HOLZEM Joerg (C)	2.5	15 OCT 1972	RSG KOBLENZ(GER)
15	BAUMANN Maik	3.0	27 MAR 1980	RSC BAD WILDUNGEN(GER)

**Coach**

SAHM Pierre

**Assistant Coach**

METZGER Bert

Legend:  
Class. Points

Classification points



**TEAM ROSTER** As of 12 SEP 2008

球队名单

**GBR - Great Britain**

No.	Name	Class. Points	Date of Birth	Club
1	SEHMI Mandip	2.5	13 DEC 1980	MAURAUADERS(GBR)
2	COGGAN Jonathan	0.5	25 APR 1983	LONDON(GBR)
3	PALMER Steven	1.5	12 APR 1973	LONDON(GBR)
4	SHAW Paul	1.0	5 MAY 1971	RHINO'S(GBR)
5	HUSSAIN Bulbul	1.0	3 JAN 1972	LONDON(GBR)
6	MORRISON Ross	2.5	22 JUN 1979	LONDON(GBR)
7	ROBERTS Jason	1.5	12 AUG 1973	DRAGONS(GBR)
8	COLLINS Troye	2.5	24 AUG 1972	LONDON(GBR)
9	FRISHBERG Justin	2.0	17 MAR 1972	LONDON(GBR)
10	BARROW Andrew	2.0	20 AUG 1979	LONDON(GBR)
11	ASH Alan	2.0	27 JAN 1973	RHINO'S(GBR)
12	PEARSON Josie	1.5	3 JAN 1986	PIRATES(GBR)

**Coach**

O' CONNOR Mark Edward

Legend:  
Class. Points

Classification points



**TEAM ROSTER** As of 12 SEP 2008

球队名单

**JPN - Japan**

No.	Name	Class. Points	Date of Birth	Club
1	TAKAHASHI Yoshinobu	0.5	19 APR 1975	BULLDOGS(JPN)
3	NAGAYASU Yu	3.0	17 JUN 1986	HEAT(JPN)
4	SHIMAKAWA Shinichi	3.0	29 JAN 1975	BLITZ(JPN)
5	OGINO Koichi (C)	1.0	11 AUG 1966	BLITZ(JPN)
6	MUROHASHI Takuo	2.0	12 JAN 1975	BULLDOGS(JPN)
7	FUJISHIMA Shingo	3.0	10 MAY 1972	YOKOHAMA GIJUKU(JPN)
8	MISAKA Hiroyuki	2.0	21 JUN 1981	HEAT(JPN)
9	TAMURA Manabu	2.5	26 SEP 1974	BLITZ(JPN)
10	SATO Yoshito	2.0	31 MAY 1980	GENESIS(JPN)
11	NAKAZATO Shin	2.5	6 APR 1977	OKINAWA HURRICANES(JPN)
12	KAWANO Shunsuke	1.5	29 JAN 1976	GENESIS(JPN)

**Coach** SHIOZAWA Yasuo  
**Assistant Coach** AOYAGI Daisuke

Legend:  
Class. Points

Classification points



**TEAM ROSTER** As of 12 SEP 2008

球队名单

**NZL - New Zealand**

No.	Name	Class. Points	Date of Birth	Club
2	PALMER Curtis	2.5	8 MAY 1977	AUCKLAND(NZL)
4	TAYLOR Sholto	2.0	1 SEP 1972	MANAWATU(NZL)
5	WAITE Jai	1.0	11 MAR 1976	AUCKLAND(NZL)
6	TINKER Jeremy	2.0	9 JAN 1973	CANTERBURY(NZL)
7	JOHNSON Tim	2.0	4 FEB 1976	AUCKLAND(NZL)
11	KLINKHAMER David	1.5	31 JAN 1982	WAIKATO(NZL)
13	BUCKINGHAM Daniel (C)	3.0	25 SEP 1980	AUCKLAND(NZL)
14	WAKEFORD Adam	1.0	14 APR 1978	AUCKLAND(NZL)

**Coach** SHARMAN Grant  
**Assistant Coach** JOHNSON Tim

Legend:  
Class. Points

Classification points



**TEAM ROSTER** As of 12 SEP 2008

球队名单

**USA - United States**

No.	Name	Class. Points	Date of Birth	Club
1	SUMNER Chance	3.0	30 JAN 1977	DENVER HARLEQUINS(USA)
2	McBRIDE Seth	2.0	26 FEB 1983	POUNDERS(USA)
3	ZUPAN Mark	3.0	20 MAY 1975	STAMPEDE(USA)
4	KIRKLAND Bryan (C)	2.0	18 AUG 1971	LAKESHORE DEMOLITION(USA)
5	LYDUCH Norm	1.0	4 JUL 1972	STAMPEDE(USA)
6	WILMOTH Joel	3.5	31 JUL 1989	LAKESHORE DEMOLITION(USA)
7	REGIER Jason	0.5	8 FEB 1975	DENVER HARLEQUINS(USA)
8	HOGSETT Scott	1.0	16 OCT 1972	STAMPEDE(USA)
9	SPRINGER Nick	2.0	9 JUN 1985	HOVEROUND GUNNERS(USA)
10	GROULX Will	2.0	11 MAR 1974	POUNDERS(USA)
11	COHN Andy	2.0	3 FEB 1978	SHARP EDGE(USA)

**Coach** GUMBERT James  
**Assistant Coach** SUHR Edward

Legend:  
Class. Points

Classification points



**TEAM ROSTER** As of 13 SEP 2008

球队名单

**AUS - Australia**

No.	Name	Class. Points	Date of Birth	Club
1	HUCKS George	3.0	18 JAN 1968	SA SHARKS(AUS)
2	ERDEM Nazim	0.5	1 AUG 1970	VIC THUNDER(AUS)
3	BATT Ryley	3.5	22 MAY 1989	NSW GLADIATORS(AUS)
4	CARR Cameron	2.0	13 AUG 1977	QLD CROCS(AUS)
5	BRAND Shane	1.5	5 AUG 1973	SA SHARKS(AUS)
6	VITALE Scott	2.0	6 JUL 1985	NSW GLADIATORS(AUS)
7	BOXALL Grant	2.5	19 JUL 1976	WA ENFORCERS(AUS)
8	ALMAN Bryce	2.0	19 JAN 1976	VIC THUNDER(AUS)
11	SCOTT Ryan	0.5	3 MAR 1982	SA SHARKS(AUS)
12	PORTER Steve (C)	2.5	22 NOV 1969	SA SHARKS(AUS)
13	SMITH Greg	2.0	19 AUG 1967	VIC THUNDER(AUS)

**Coach**

DUBBERLEY Brad

**Assistant Coach**

DOIDGE Robert

Legend:  
Class. Points

Classification points



**TEAM ROSTER** As of 13 SEP 2008

球队名单

**CAN - Canada**

No.	Name	Class. Points	Date of Birth	Club
1	PARADIS Daniel	0.5	24 JUL 1961	QUEBEC IMPACT(CAN)
2	CRONE Jason	1.5	23 JUL 1987	LONDON ANNIHILATORS(CAN)
4	SCHMUTZ Erika	1.5	21 FEB 1973	TORONTO(CAN)
5	HICKLING Garrett	3.5	18 SEP 1970	BRITISH COLUMBIA(CAN)
6	CHAN Ian	3.0	8 MAY 1977	BRITISH COLUMBIA(CAN)
8	WHITEHEAD Mike	3.0	25 NOV 1975	LONDON ANNIHILATORS(CAN)
9	LUANGKHAMDENG Say	2.0	1 FEB 1977	BRITISH COLUMBIA(CAN)
10	HIRSCHFIELD Trevor	1.0	21 DEC 1983	BRITISH COLUMBIA(CAN)
11	LAVOIE Fabien	3.0	2 JUL 1981	QUEBEC IMPACT(CAN)
13	FUNK Jared	0.5	30 JAN 1974	TEAM MANITOBA(CAN)
14	WILLSIE David (C)	2.0	23 MAR 1968	LONDON ANNIHILATORS(CAN)
15	SIMARD Patrice	1.5	19 JAN 1979	QUEBEC IMPACT(CAN)

**Coach** LABRECQUE Benoit  
**Assistant Coach** DISPALTRO Marco  
**Assistant Coach** FROST Adam

Legend:  
Class. Points

Classification points



**TEAM ROSTER** As of 13 SEP 2008

球队名单

**CHN - China**

No.	Name	Class. Points	Date of Birth	Club
1	PAN Zilin	3.5	24 JUL 1973	GUANGDONG(CHN)
2	HAN Guifei	3.0	15 DEC 1986	BEIJING(CHN)
3	CHEN Jun	2.5	18 JAN 1985	BEIJING(CHN)
5	WANG Sheng	3.0	20 SEP 1972	SHANDONG(CHN)
6	TIAN Shilin	2.0	6 AUG 1984	BEIJING(CHN)
7	CUI Maosheng	2.0	25 DEC 1975	YUNNAN(CHN)
8	CHENG Shuangmiao (C)	2.0	23 JUN 1980	BEIJING(CHN)
9	YU Zhongtao	1.0	23 JUN 1983	LIAONING(CHN)
10	TAO Zhenfeng	0.5	22 JAN 1976	SHANDONG(CHN)
11	XIA Junfeng	0.5	15 JUL 1972	BEIJING(CHN)
12	SHAO Dequan	1.0	15 JAN 1988	BEIJING(CHN)
15	ZHANG Wenli	1.5	11 AUG 1968	SHANDONG(CHN)

**Coach**

WEN Yan

**Assistant Coach**

WU Zhiming

Legend:  
Class. Points

Classification points





**TEAM ROSTER** As of 13 SEP 2008

球队名单

**GER - Germany**

No.	Name	Class. Points	Date of Birth	Club
1	WERNER Christoph	2.0	7 NOV 1968	RSC BAD WILDUNGEN(GER)
3	GOETZE Christian	1.0	16 SEP 1974	HANNOVER(GER)(GER)
4	MAYER Wolfgang	2.0	20 JAN 1965	THE REBELS(GER)
7	WIESCHENDORF Dirk	1.0	1 SEP 1975	RSG HEIDELBERG(GER)
8	PICHT Oliver Johannes	3.0	21 DEC 1971	RSC BAD WILDUNGEN(GER)
10	KOESOGLU Salih	2.5	10 DEC 1979	RSG HEIDELBERG(GER)
11	REIS Micael	2.5	22 NOV 1977	BSG BOCHUM(GER)
12	SCHMITT Wolfgang	0.5	20 SEP 1982	RSG KOBLENZ(GER)
13	MENEZLA Nacer	2.0	8 JAN 1975	RSG KOBLENZ(GER)
14	HOLZEM Joerg (C)	2.5	15 OCT 1972	RSG KOBLENZ(GER)
15	BAUMANN Maik	3.0	27 MAR 1980	RSC BAD WILDUNGEN(GER)

**Coach**

SAHM Pierre

**Assistant Coach**

METZGER Bert

Legend:  
Class. Points

Classification points



**TEAM ROSTER** As of 13 SEP 2008

球队名单

**GBR - Great Britain**

No.	Name	Class. Points	Date of Birth	Club
1	SEHMI Mandip	2.5	13 DEC 1980	MAURAUADERS(GBR)
2	COGGAN Jonathan	0.5	25 APR 1983	LONDON(GBR)
3	PALMER Steven	1.5	12 APR 1973	LONDON(GBR)
4	SHAW Paul	1.0	5 MAY 1971	RHINO'S(GBR)
5	HUSSAIN Bulbul	1.0	3 JAN 1972	LONDON(GBR)
6	MORRISON Ross	2.5	22 JUN 1979	LONDON(GBR)
7	ROBERTS Jason	1.5	12 AUG 1973	DRAGONS(GBR)
8	COLLINS Troye	2.5	24 AUG 1972	LONDON(GBR)
9	FRISHBERG Justin	2.0	17 MAR 1972	LONDON(GBR)
10	BARROW Andrew	2.0	20 AUG 1979	LONDON(GBR)
11	ASH Alan	2.0	27 JAN 1973	RHINO'S(GBR)
12	PEARSON Josie	1.5	3 JAN 1986	PIRATES(GBR)

**Coach**

O' CONNOR Mark Edward

Legend:  
Class. Points

Classification points



**TEAM ROSTER** As of 13 SEP 2008

球队名单

**JPN - Japan**

No.	Name	Class. Points	Date of Birth	Club
1	TAKAHASHI Yoshinobu	0.5	19 APR 1975	BULLDOGS(JPN)
3	NAGAYASU Yu	3.0	17 JUN 1986	HEAT(JPN)
4	SHIMAKAWA Shinichi	3.0	29 JAN 1975	BLITZ(JPN)
5	OGINO Koichi (C)	1.0	11 AUG 1966	BLITZ(JPN)
6	MUROHASHI Takuo	2.0	12 JAN 1975	BULLDOGS(JPN)
7	FUJISHIMA Shingo	3.0	10 MAY 1972	YOKOHAMA GIJUKU(JPN)
8	MISAKA Hiroyuki	2.0	21 JUN 1981	HEAT(JPN)
9	TAMURA Manabu	2.5	26 SEP 1974	BLITZ(JPN)
10	SATO Yoshito	2.0	31 MAY 1980	GENESIS(JPN)
11	NAKAZATO Shin	2.5	6 APR 1977	OKINAWA HURRICANES(JPN)
12	KAWANO Shunsuke	1.5	29 JAN 1976	GENESIS(JPN)

**Coach** SHIOZAWA Yasuo  
**Assistant Coach** AOYAGI Daisuke

Legend:  
Class. Points

Classification points



**TEAM ROSTER** As of 13 SEP 2008

球队名单

**NZL - New Zealand**

No.	Name	Class. Points	Date of Birth	Club
2	PALMER Curtis	2.5	8 MAY 1977	AUCKLAND(NZL)
4	TAYLOR Sholto	2.0	1 SEP 1972	MANAWATU(NZL)
5	WAITE Jai	1.0	11 MAR 1976	AUCKLAND(NZL)
6	TINKER Jeremy	2.0	9 JAN 1973	CANTERBURY(NZL)
7	JOHNSON Tim	2.0	4 FEB 1976	AUCKLAND(NZL)
11	KLINKHAMER David	1.5	31 JAN 1982	WAIKATO(NZL)
13	BUCKINGHAM Daniel (C)	3.0	25 SEP 1980	AUCKLAND(NZL)
14	WAKEFORD Adam	1.0	14 APR 1978	AUCKLAND(NZL)

**Coach** SHARMAN Grant  
**Assistant Coach** JOHNSON Tim

Legend:  
Class. Points

Classification points



**TEAM ROSTER** As of 13 SEP 2008

球队名单

**USA - United States**

No.	Name	Class. Points	Date of Birth	Club
1	SUMNER Chance	3.0	30 JAN 1977	DENVER HARLEQUINS(USA)
2	McBRIDE Seth	2.0	26 FEB 1983	POUNDERS(USA)
3	ZUPAN Mark	3.0	20 MAY 1975	STAMPEDE(USA)
4	KIRKLAND Bryan (C)	2.0	18 AUG 1971	LAKESHORE DEMOLITION(USA)
5	LYDUCH Norm	1.0	4 JUL 1972	STAMPEDE(USA)
6	WILMOTH Joel	3.5	31 JUL 1989	LAKESHORE DEMOLITION(USA)
7	REGIER Jason	0.5	8 FEB 1975	DENVER HARLEQUINS(USA)
8	HOGSETT Scott	1.0	16 OCT 1972	STAMPEDE(USA)
9	SPRINGER Nick	2.0	9 JUN 1985	HOVEROUND GUNNERS(USA)
10	GROULX Will	2.0	11 MAR 1974	POUNDERS(USA)
11	COHN Andy	2.0	3 FEB 1978	SHARP EDGE(USA)

**Coach**

GUMBERT James

**Assistant Coach**

SUHR Edward

Legend:  
Class. Points

Classification points



**TEAM ROSTER** As of 13 SEP 2008

球队名单

**AUS - Australia**

No.	Name	Class. Points	Date of Birth	Club
1	HUCKS George	3.0	18 JAN 1968	SA SHARKS(AUS)
2	ERDEM Nazim	0.5	1 AUG 1970	VIC THUNDER(AUS)
3	BATT Ryley	3.5	22 MAY 1989	NSW GLADIATORS(AUS)
4	CARR Cameron	2.0	13 AUG 1977	QLD CROCS(AUS)
5	BRAND Shane	1.5	5 AUG 1973	SA SHARKS(AUS)
6	VITALE Scott	2.0	6 JUL 1985	NSW GLADIATORS(AUS)
7	BOXALL Grant	2.5	19 JUL 1976	WA ENFORCERS(AUS)
8	ALMAN Bryce	2.0	19 JAN 1976	VIC THUNDER(AUS)
11	SCOTT Ryan	0.5	3 MAR 1982	SA SHARKS(AUS)
12	PORTER Steve (C)	2.5	22 NOV 1969	SA SHARKS(AUS)
13	SMITH Greg	2.0	19 AUG 1967	VIC THUNDER(AUS)

**Coach**

DUBBERLEY Brad

**Assistant Coach**

DOIDGE Robert

Legend:  
Class. Points

Classification points



**TEAM ROSTER** As of 13 SEP 2008

球队名单

**CAN - Canada**

No.	Name	Class. Points	Date of Birth	Club
1	PARADIS Daniel	0.5	24 JUL 1961	QUEBEC IMPACT(CAN)
2	CRONE Jason	1.5	23 JUL 1987	LONDON ANNIHILATORS(CAN)
4	SCHMUTZ Erika	1.5	21 FEB 1973	TORONTO(CAN)
5	HICKLING Garrett	3.5	18 SEP 1970	BRITISH COLUMBIA(CAN)
6	CHAN Ian	3.0	8 MAY 1977	BRITISH COLUMBIA(CAN)
8	WHITEHEAD Mike	3.0	25 NOV 1975	LONDON ANNIHILATORS(CAN)
9	LUANGKHAMDENG Say	2.0	1 FEB 1977	BRITISH COLUMBIA(CAN)
10	HIRSCHFIELD Trevor	1.0	21 DEC 1983	BRITISH COLUMBIA(CAN)
11	LAVOIE Fabien	3.0	2 JUL 1981	QUEBEC IMPACT(CAN)
13	FUNK Jared	0.5	30 JAN 1974	TEAM MANITOBA(CAN)
14	WILLSIE David (C)	2.0	23 MAR 1968	LONDON ANNIHILATORS(CAN)
15	SIMARD Patrice	1.5	19 JAN 1979	QUEBEC IMPACT(CAN)

**Coach** LABRECQUE Benoit  
**Assistant Coach** DISPALTRO Marco  
**Assistant Coach** FROST Adam

Legend:  
Class. Points

Classification points



**TEAM ROSTER** As of 13 SEP 2008

球队名单

**CHN - China**

No.	Name	Class. Points	Date of Birth	Club
1	PAN Zilin	3.5	24 JUL 1973	GUANGDONG(CHN)
2	HAN Guifei	3.0	15 DEC 1986	BEIJING(CHN)
3	CHEN Jun	2.5	18 JAN 1985	BEIJING(CHN)
5	WANG Sheng	3.0	20 SEP 1972	SHANDONG(CHN)
6	TIAN Shilin	2.0	6 AUG 1984	BEIJING(CHN)
7	CUI Maosheng	2.0	25 DEC 1975	YUNNAN(CHN)
8	CHENG Shuangmiao (C)	2.0	23 JUN 1980	BEIJING(CHN)
9	YU Zhongtao	1.0	23 JUN 1983	LIAONING(CHN)
10	TAO Zhenfeng	0.5	22 JAN 1976	SHANDONG(CHN)
11	XIA Junfeng	0.5	15 JUL 1972	BEIJING(CHN)
12	SHAO Dequan	1.0	15 JAN 1988	BEIJING(CHN)
15	ZHANG Wenli	1.5	11 AUG 1968	SHANDONG(CHN)

**Coach**

WEN Yan

**Assistant Coach**

WU Zhiming

Legend:  
Class. Points

Classification points





**TEAM ROSTER** As of 13 SEP 2008

球队名单

**GER - Germany**

No.	Name	Class. Points	Date of Birth	Club
1	WERNER Christoph	2.0	7 NOV 1968	RSC BAD WILDUNGEN(GER)
3	GOETZE Christian	1.0	16 SEP 1974	HANNOVER(GER)(GER)
4	MAYER Wolfgang	2.0	20 JAN 1965	THE REBELS(GER)
7	WIESCHENDORF Dirk	1.0	1 SEP 1975	RSG HEIDELBERG(GER)
8	PICHT Oliver Johannes	3.0	21 DEC 1971	RSC BAD WILDUNGEN(GER)
10	KOESEOGLU Salih	2.5	10 DEC 1979	RSG HEIDELBERG(GER)
11	REIS Micael	2.5	22 NOV 1977	BSG BOCHUM(GER)
12	SCHMITT Wolfgang	2.0	20 SEP 1982	RSG KOBLENZ(GER)
13	MENEZLA Nacer	2.0	8 JAN 1975	RSG KOBLENZ(GER)
14	HOLZEM Joerg (C)	2.5	15 OCT 1972	RSG KOBLENZ(GER)
15	BAUMANN Maik	3.0	27 MAR 1980	RSC BAD WILDUNGEN(GER)

**Coach**

SAHM Pierre

**Assistant Coach**

METZGER Bert

Legend:  
Class. Points

Classification points



**TEAM ROSTER** As of 13 SEP 2008

球队名单

**GBR - Great Britain**

No.	Name	Class. Points	Date of Birth	Club
1	SEHMI Mandip	2.5	13 DEC 1980	MAURAUADERS(GBR)
2	COGGAN Jonathan	0.5	25 APR 1983	LONDON(GBR)
3	PALMER Steven	1.5	12 APR 1973	LONDON(GBR)
4	SHAW Paul	1.0	5 MAY 1971	RHINO'S(GBR)
5	HUSSAIN Bulbul	1.0	3 JAN 1972	LONDON(GBR)
6	MORRISON Ross	2.5	22 JUN 1979	LONDON(GBR)
7	ROBERTS Jason	1.5	12 AUG 1973	DRAGONS(GBR)
8	COLLINS Troye	2.5	24 AUG 1972	LONDON(GBR)
9	FRISHBERG Justin	2.0	17 MAR 1972	LONDON(GBR)
10	BARROW Andrew	2.0	20 AUG 1979	LONDON(GBR)
11	ASH Alan	2.0	27 JAN 1973	RHINO'S(GBR)
12	PEARSON Josie	1.5	3 JAN 1986	PIRATES(GBR)

**Coach**

O' CONNOR Mark Edward

Legend:  
Class. Points

Classification points



**TEAM ROSTER** As of 13 SEP 2008

球队名单

**JPN - Japan**

No.	Name	Class. Points	Date of Birth	Club
1	TAKAHASHI Yoshinobu	0.5	19 APR 1975	BULLDOGS(JPN)
3	NAGAYASU Yu	3.0	17 JUN 1986	HEAT(JPN)
4	SHIMAKAWA Shinichi	3.0	29 JAN 1975	BLITZ(JPN)
5	OGINO Koichi (C)	1.0	11 AUG 1966	BLITZ(JPN)
6	MUROHASHI Takuo	2.0	12 JAN 1975	BULLDOGS(JPN)
7	FUJISHIMA Shingo	3.0	10 MAY 1972	YOKOHAMA GIJUKU(JPN)
8	MISAKA Hiroyuki	2.0	21 JUN 1981	HEAT(JPN)
9	TAMURA Manabu	2.5	26 SEP 1974	BLITZ(JPN)
10	SATO Yoshito	2.0	31 MAY 1980	GENESIS(JPN)
11	NAKAZATO Shin	2.5	6 APR 1977	OKINAWA HURRICANES(JPN)
12	KAWANO Shunsuke	1.5	29 JAN 1976	GENESIS(JPN)

**Coach** SHIOZAWA Yasuo  
**Assistant Coach** AOYAGI Daisuke

Legend:  
Class. Points

Classification points



**TEAM ROSTER** As of 13 SEP 2008

球队名单

**NZL - New Zealand**

No.	Name	Class. Points	Date of Birth	Club
2	PALMER Curtis	2.5	8 MAY 1977	AUCKLAND(NZL)
4	TAYLOR Sholto	2.0	1 SEP 1972	MANAWATU(NZL)
5	WAITE Jai	1.0	11 MAR 1976	AUCKLAND(NZL)
6	TINKER Jeremy	2.0	9 JAN 1973	CANTERBURY(NZL)
7	JOHNSON Tim	2.0	4 FEB 1976	AUCKLAND(NZL)
11	KLINKHAMER David	1.5	31 JAN 1982	WAIKATO(NZL)
13	BUCKINGHAM Daniel (C)	3.0	25 SEP 1980	AUCKLAND(NZL)
14	WAKEFORD Adam	1.0	14 APR 1978	AUCKLAND(NZL)

**Coach** SHARMAN Grant  
**Assistant Coach** JOHNSON Tim

Legend:  
Class. Points Classification points



**TEAM ROSTER** As of 13 SEP 2008

球队名单

**USA - United States**

No.	Name	Class. Points	Date of Birth	Club
1	SUMNER Chance	3.0	30 JAN 1977	DENVER HARLEQUINS(USA)
2	McBRIDE Seth	2.0	26 FEB 1983	POUNDERS(USA)
3	ZUPAN Mark	3.0	20 MAY 1975	STAMPEDE(USA)
4	KIRKLAND Bryan (C)	2.0	18 AUG 1971	LAKESHORE DEMOLITION(USA)
5	LYDUCH Norm	1.0	4 JUL 1972	STAMPEDE(USA)
6	WILMOTH Joel	3.5	31 JUL 1989	LAKESHORE DEMOLITION(USA)
7	REGIER Jason	0.5	8 FEB 1975	DENVER HARLEQUINS(USA)
8	HOGSETT Scott	1.0	16 OCT 1972	STAMPEDE(USA)
9	SPRINGER Nick	2.0	9 JUN 1985	HOVEROUND GUNNERS(USA)
10	GROULX Will	2.0	11 MAR 1974	POUNDERS(USA)
11	COHN Andy	2.0	3 FEB 1978	SHARP EDGE(USA)

**Coach**

GUMBERT James

**Assistant Coach**

SUHR Edward

Legend:  
Class. Points

Classification points



**TEAM ROSTER** As of 13 SEP 2008

球队名单

**AUS - Australia**

No.	Name	Class. Points	Date of Birth	Club
1	HUCKS George	3.0	18 JAN 1968	SA SHARKS(AUS)
2	ERDEM Nazim	0.5	1 AUG 1970	VIC THUNDER(AUS)
3	BATT Ryley	3.5	22 MAY 1989	NSW GLADIATORS(AUS)
4	CARR Cameron	2.0	13 AUG 1977	QLD CROCS(AUS)
5	BRAND Shane	1.5	5 AUG 1973	SA SHARKS(AUS)
6	VITALE Scott	2.0	6 JUL 1985	NSW GLADIATORS(AUS)
7	BOXALL Grant	2.5	19 JUL 1976	WA ENFORCERS(AUS)
8	ALMAN Bryce	2.0	19 JAN 1976	VIC THUNDER(AUS)
11	SCOTT Ryan	0.5	3 MAR 1982	SA SHARKS(AUS)
12	PORTER Steve (C)	2.5	22 NOV 1969	SA SHARKS(AUS)
13	SMITH Greg	2.0	19 AUG 1967	VIC THUNDER(AUS)

**Coach** DUBBERLEY Brad  
**Assistant Coach** DOIDGE Robert

Legend:  
Class. Points

Classification points



**TEAM ROSTER** As of 13 SEP 2008

球队名单

**CAN - Canada**

No.	Name	Class. Points	Date of Birth	Club
1	PARADIS Daniel	0.5	24 JUL 1961	QUEBEC IMPACT(CAN)
2	CRONE Jason	1.5	23 JUL 1987	LONDON ANNIHILATORS(CAN)
4	SCHMUTZ Erika	1.5	21 FEB 1973	TORONTO(CAN)
5	HICKLING Garrett	3.5	18 SEP 1970	BRITISH COLUMBIA(CAN)
6	CHAN Ian	3.0	8 MAY 1977	BRITISH COLUMBIA(CAN)
8	WHITEHEAD Mike	3.0	25 NOV 1975	LONDON ANNIHILATORS(CAN)
9	LUANGKHAMDENG Say	2.0	1 FEB 1977	BRITISH COLUMBIA(CAN)
10	HIRSCHFIELD Trevor	1.0	21 DEC 1983	BRITISH COLUMBIA(CAN)
11	LAVOIE Fabien	3.0	2 JUL 1981	QUEBEC IMPACT(CAN)
13	FUNK Jared	0.5	30 JAN 1974	TEAM MANITOBA(CAN)
14	WILLSIE David (C)	2.0	23 MAR 1968	LONDON ANNIHILATORS(CAN)
15	SIMARD Patrice	1.5	19 JAN 1979	QUEBEC IMPACT(CAN)

**Coach** LABRECQUE Benoit  
**Assistant Coach** DISPALTRO Marco  
**Assistant Coach** FROST Adam

Legend:  
Class. Points

Classification points



**TEAM ROSTER** As of 13 SEP 2008

球队名单

**CHN - China**

No.	Name	Class. Points	Date of Birth	Club
1	PAN Zilin	3.5	24 JUL 1973	GUANGDONG(CHN)
2	HAN Guifei	3.0	15 DEC 1986	BEIJING(CHN)
3	CHEN Jun	2.5	18 JAN 1985	BEIJING(CHN)
5	WANG Sheng	3.0	20 SEP 1972	SHANDONG(CHN)
6	TIAN Shilin	2.0	6 AUG 1984	BEIJING(CHN)
7	CUI Maosheng	2.0	25 DEC 1975	YUNNAN(CHN)
8	CHENG Shuangmiao (C)	2.0	23 JUN 1980	BEIJING(CHN)
9	YU Zhongtao	1.0	23 JUN 1983	LIAONING(CHN)
10	TAO Zhenfeng	0.5	22 JAN 1976	SHANDONG(CHN)
11	XIA Junfeng	0.5	15 JUL 1972	BEIJING(CHN)
12	SHAO Dequan	1.0	15 JAN 1988	BEIJING(CHN)
15	ZHANG Wenli	1.5	11 AUG 1968	SHANDONG(CHN)

**Coach**

WEN Yan

**Assistant Coach**

WU Zhiming

Legend:  
Class. Points

Classification points





**TEAM ROSTER** As of 13 SEP 2008

球队名单

**GER - Germany**

No.	Name	Class. Points	Date of Birth	Club
1	WERNER Christoph	2.0	7 NOV 1968	RSC BAD WILDUNGEN(GER)
3	GOETZE Christian	1.0	16 SEP 1974	HANNOVER(GER)(GER)
4	MAYER Wolfgang	2.0	20 JAN 1965	THE REBELS(GER)
7	WIESCHENDORF Dirk	1.0	1 SEP 1975	RSG HEIDELBERG(GER)
8	PICHT Oliver Johannes	3.0	21 DEC 1971	RSC BAD WILDUNGEN(GER)
10	KOESEOGLU Salih	2.5	10 DEC 1979	RSG HEIDELBERG(GER)
11	REIS Micael	2.5	22 NOV 1977	BSG BOCHUM(GER)
12	SCHMITT Wolfgang	0.5	20 SEP 1982	RSG KOBLENZ(GER)
13	MENEZLA Nacer	2.0	8 JAN 1975	RSG KOBLENZ(GER)
14	HOLZEM Joerg (C)	2.5	15 OCT 1972	RSG KOBLENZ(GER)
15	BAUMANN Maik	3.0	27 MAR 1980	RSC BAD WILDUNGEN(GER)

**Coach**

SAHM Pierre

**Assistant Coach**

METZGER Bert

Legend:  
Class. Points

Classification points



**TEAM ROSTER** As of 13 SEP 2008

球队名单

**GBR - Great Britain**

No.	Name	Class. Points	Date of Birth	Club
1	SEHMI Mandip	2.5	13 DEC 1980	MAURAUADERS(GBR)
2	COGGAN Jonathan	0.5	25 APR 1983	LONDON(GBR)
3	PALMER Steven	1.5	12 APR 1973	LONDON(GBR)
4	SHAW Paul	1.0	5 MAY 1971	RHINO'S(GBR)
5	HUSSAIN Bulbul	1.0	3 JAN 1972	LONDON(GBR)
6	MORRISON Ross	2.5	22 JUN 1979	LONDON(GBR)
7	ROBERTS Jason	1.5	12 AUG 1973	DRAGONS(GBR)
8	COLLINS Troye	2.5	24 AUG 1972	LONDON(GBR)
9	FRISHBERG Justin	2.0	17 MAR 1972	LONDON(GBR)
10	BARROW Andrew	2.0	20 AUG 1979	LONDON(GBR)
11	ASH Alan	2.0	27 JAN 1973	RHINO'S(GBR)
12	PEARSON Josie	1.5	3 JAN 1986	PIRATES(GBR)

**Coach**

O' CONNOR Mark Edward

Legend:  
Class. Points

Classification points



**TEAM ROSTER** As of 13 SEP 2008

球队名单

**JPN - Japan**

No.	Name	Class. Points	Date of Birth	Club
1	TAKAHASHI Yoshinobu	0.5	19 APR 1975	BULLDOGS(JPN)
3	NAGAYASU Yu	3.0	17 JUN 1986	HEAT(JPN)
4	SHIMAKAWA Shinichi	3.0	29 JAN 1975	BLITZ(JPN)
5	OGINO Koichi (C)	1.0	11 AUG 1966	BLITZ(JPN)
6	MUROHASHI Takuo	2.0	12 JAN 1975	BULLDOGS(JPN)
7	FUJISHIMA Shingo	3.0	10 MAY 1972	YOKOHAMA GIJUKU(JPN)
8	MISAKA Hiroyuki	2.0	21 JUN 1981	HEAT(JPN)
9	TAMURA Manabu	2.5	26 SEP 1974	BLITZ(JPN)
10	SATO Yoshito	2.0	31 MAY 1980	GENESIS(JPN)
11	NAKAZATO Shin	2.5	6 APR 1977	OKINAWA HURRICANES(JPN)
12	KAWANO Shunsuke	1.5	29 JAN 1976	GENESIS(JPN)

**Coach** SHIOZAWA Yasuo  
**Assistant Coach** AOYAGI Daisuke

Legend:  
Class. Points

Classification points



**TEAM ROSTER** As of 13 SEP 2008

球队名单

**NZL - New Zealand**

No.	Name	Class. Points	Date of Birth	Club
2	PALMER Curtis	2.5	8 MAY 1977	AUCKLAND(NZL)
4	TAYLOR Sholto	2.0	1 SEP 1972	MANAWATU(NZL)
5	WAITE Jai	1.0	11 MAR 1976	AUCKLAND(NZL)
6	TINKER Jeremy	2.0	9 JAN 1973	CANTERBURY(NZL)
7	JOHNSON Tim	2.0	4 FEB 1976	AUCKLAND(NZL)
11	KLINKHAMER David	1.5	31 JAN 1982	WAIKATO(NZL)
13	BUCKINGHAM Daniel (C)	3.0	25 SEP 1980	AUCKLAND(NZL)
14	WAKEFORD Adam	1.0	14 APR 1978	AUCKLAND(NZL)

**Coach** SHARMAN Grant  
**Assistant Coach** JOHNSON Tim

Legend:  
Class. Points

Classification points



**TEAM ROSTER** As of 13 SEP 2008

球队名单

**USA - United States**

No.	Name	Class. Points	Date of Birth	Club
1	SUMNER Chance	3.0	30 JAN 1977	DENVER HARLEQUINS(USA)
2	McBRIDE Seth	2.0	26 FEB 1983	POUNDERS(USA)
3	ZUPAN Mark	3.0	20 MAY 1975	STAMPEDE(USA)
4	KIRKLAND Bryan (C)	2.0	18 AUG 1971	LAKESHORE DEMOLITION(USA)
5	LYDUCH Norm	1.0	4 JUL 1972	STAMPEDE(USA)
6	WILMOTH Joel	3.5	31 JUL 1989	LAKESHORE DEMOLITION(USA)
7	REGIER Jason	0.5	8 FEB 1975	DENVER HARLEQUINS(USA)
8	HOGSETT Scott	1.0	16 OCT 1972	STAMPEDE(USA)
9	SPRINGER Nick	2.0	9 JUN 1985	HOVEROUND GUNNERS(USA)
10	GROULX Will	2.0	11 MAR 1974	POUNDERS(USA)
11	COHN Andy	2.0	3 FEB 1978	SHARP EDGE(USA)

**Coach** GUMBERT James  
**Assistant Coach** SUHR Edward

Legend:  
Class. Points

Classification points



## TOURNAMENT SUMMARY As of 12 SEP 2008


赛事成绩一览

### TODAY'S MATCHES

Teams	Start Time	Period 1	Period 2	Period 3	Period 4	Overtime	Total
USA vs CHN	13:00	16 - 8	22 - 10	17 - 6	10 - 6	-	65 - 30
CAN vs JPN	15:00						
AUS vs GER	18:00						
GBR vs NZL	20:00						

Group A					Matches			Goals			Points
Rnk	USA	CHN	CAN	JPN	Played	Won	Lost	For	Agst	Diff.	
1	USA	65 - 30	14 SEP	13 SEP	1	1	0	65	30	35	2
2	CHN	30 - 65	13 SEP	14 SEP	1	0	1	30	65	-35	1
3	CAN	14 SEP	13 SEP	12 SEP	0	0	0	0	0	0	0
3	JPN	13 SEP	14 SEP	12 SEP	0	0	0	0	0	0	0

Group B					Matches			Goals			Points
Rnk	AUS	GBR	NZL	GER	Played	Won	Lost	For	Agst	Diff.	
	AUS	14 SEP	13 SEP	12 SEP	0	0	0	0	0	0	0
	GBR	14 SEP	12 SEP	13 SEP	0	0	0	0	0	0	0
	NZL	13 SEP	12 SEP	14 SEP	0	0	0	0	0	0	0
	GER	12 SEP	13 SEP	14 SEP	0	0	0	0	0	0	0



Legend:	Against	Diff	Difference	Rnk	Rank
---------	---------	------	------------	-----	------



## TOURNAMENT SUMMARY As of 14 SEP 2008


赛事成绩一览

### TODAY'S MATCHES

Teams	Start Time	Period 1	Period 2	Period 3	Period 4	Overtime	Total
JPN vs CHN	13:00	16 - 8	12 - 9	14 - 12	13 - 9	-	55 - 38
USA vs CAN	15:00						
AUS vs GBR	18:00						
NZL vs GER	20:00						

Group A					Matches			Goals			Points
Rnk	USA	CAN	JPN	CHN	Played	Won	Lost	For	Agst	Diff.	
1	USA	14 SEP	44 - 37	65 - 30	2	2	0	109	67	42	4
2	CAN	14 SEP	48 - 40	57 - 25	2	2	0	105	65	40	4
3	JPN	37 - 44	40 - 48	55 - 38	3	1	2	132	130	2	2
4	CHN	30 - 65	25 - 57	38 - 55	3	0	3	93	177	-84	0

Group B					Matches			Goals			Points
Rnk	AUS	GBR	NZL	GER	Played	Won	Lost	For	Agst	Diff.	
1	AUS	14 SEP	39 - 38	47 - 36	2	2	0	86	74	12	4
2	GBR	14 SEP	39 - 38	39 - 35	2	2	0	78	73	5	4
3	NZL	38 - 39	38 - 39	14 SEP	2	0	2	76	78	-2	0
4	GER	36 - 47	35 - 39	14 SEP	2	0	2	71	86	-15	0



Legend:	Against	Diff	Difference	Rnk	Rank
---------	---------	------	------------	-----	------



## TOURNAMENT SUMMARY As of 14 SEP 2008

赛事成绩一览

### TODAY'S MATCHES

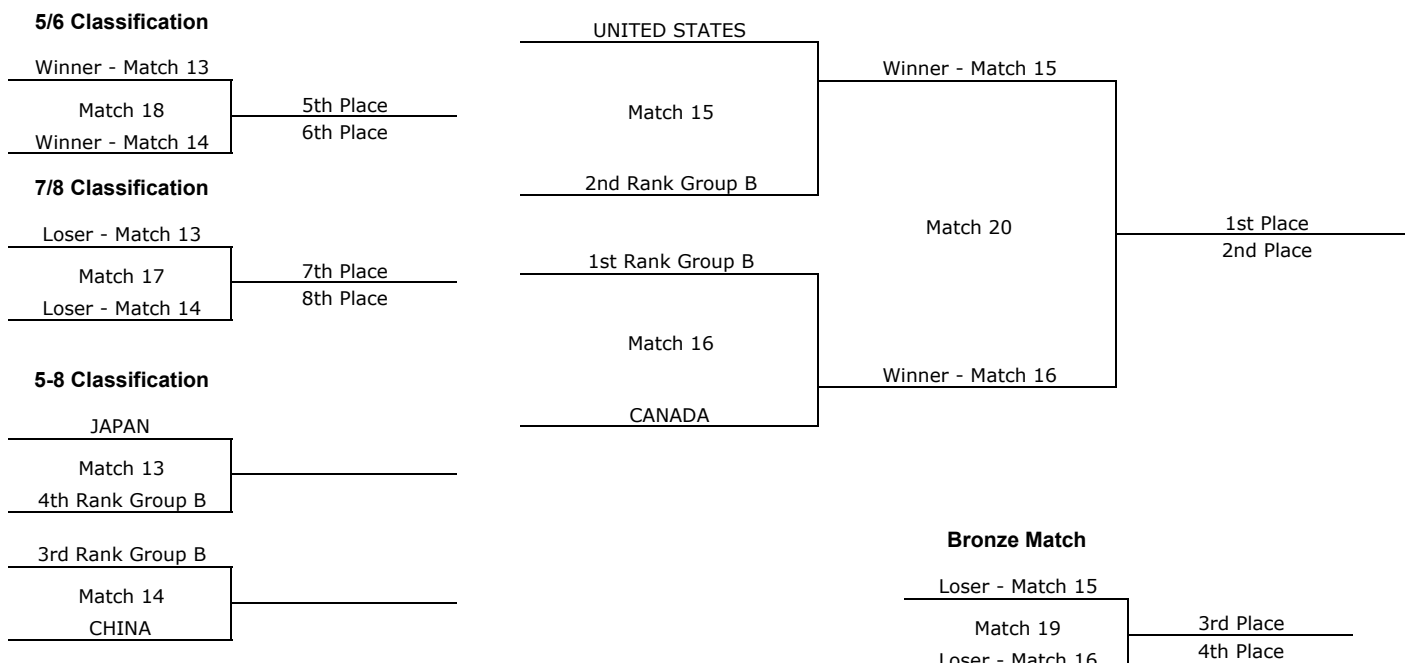
Teams	Start Time	Period 1	Period 2	Period 3	Period 4	Overtime	Total
JPN vs CHN	13:00	16 - 8	12 - 9	14 - 12	13 - 9	-	55 - 38
USA vs CAN	15:00	11 - 11	13 - 10	4 - 2	9 - 9	-	37 - 32
AUS vs GBR	18:00						
NZL vs GER	20:00						

Group A					Matches			Goals			Points
Rnk	USA	CAN	JPN	CHN	Played	Won	Lost	For	Agst	Diff.	
1	USA	37 - 32	44 - 37	65 - 30	3	3	0	146	99	47	6
2	CAN	32 - 37	48 - 40	57 - 25	3	2	1	137	102	35	4
3	JPN	37 - 44	40 - 48	55 - 38	3	1	2	132	130	2	2
4	CHN	30 - 65	25 - 57	38 - 55	3	0	3	93	177	-84	0

Group B					Matches			Goals			Points
Rnk	AUS	GBR	NZL	GER	Played	Won	Lost	For	Agst	Diff.	
1	AUS	14 SEP	39 - 38	47 - 36	2	2	0	86	74	12	4
2	GBR	14 SEP	39 - 38	39 - 35	2	2	0	78	73	5	4
3	NZL	38 - 39	38 - 39	14 SEP	2	0	2	76	78	-2	0
4	GER	36 - 47	35 - 39	14 SEP	2	0	2	71	86	-15	0

### Semifinals

### Gold Match



Legend:	Against	Diff	Difference	Rnk	Rank
---------	---------	------	------------	-----	------





## TOURNAMENT SUMMARY As of 14 SEP 2008

赛事成绩一览

### TODAY'S MATCHES

Teams	Start Time	Period 1	Period 2	Period 3	Period 4	Overtime	Total
JPN vs CHN	13:00	16 - 8	12 - 9	14 - 12	13 - 9	-	55 - 38
USA vs CAN	15:00	11 - 11	13 - 10	4 - 2	9 - 9	-	37 - 32
AUS vs GBR	18:00	9 - 10	10 - 9	9 - 8	15 - 10	-	43 - 37
NZL vs GER	20:00						

Group A					Matches			Goals			Points
Rnk	USA	CAN	JPN	CHN	Played	Won	Lost	For	Agst	Diff.	
1	USA	37 - 32	44 - 37	65 - 30	3	3	0	146	99	47	6
2	CAN	32 - 37	48 - 40	57 - 25	3	2	1	137	102	35	4
3	JPN	37 - 44	40 - 48	55 - 38	3	1	2	132	130	2	2
4	CHN	30 - 65	25 - 57	38 - 55	3	0	3	93	177	-84	0

Group B					Matches			Goals			Points
Rnk	AUS	GBR	NZL	GER	Played	Won	Lost	For	Agst	Diff.	
1	AUS	43 - 37	39 - 38	47 - 36	3	3	0	129	111	18	6
2	GBR	37 - 43	39 - 38	39 - 35	3	2	1	115	116	-1	4
3	NZL	38 - 39	38 - 39	14 SEP	2	0	2	76	78	-2	0
4	GER	36 - 47	35 - 39	14 SEP	2	0	2	71	86	-15	0

### Semifinals

### Gold Match



Legend:	Against	Diff	Difference	Rnk	Rank
Agst	Against				



## TOURNAMENT SUMMARY As of 14 SEP 2008

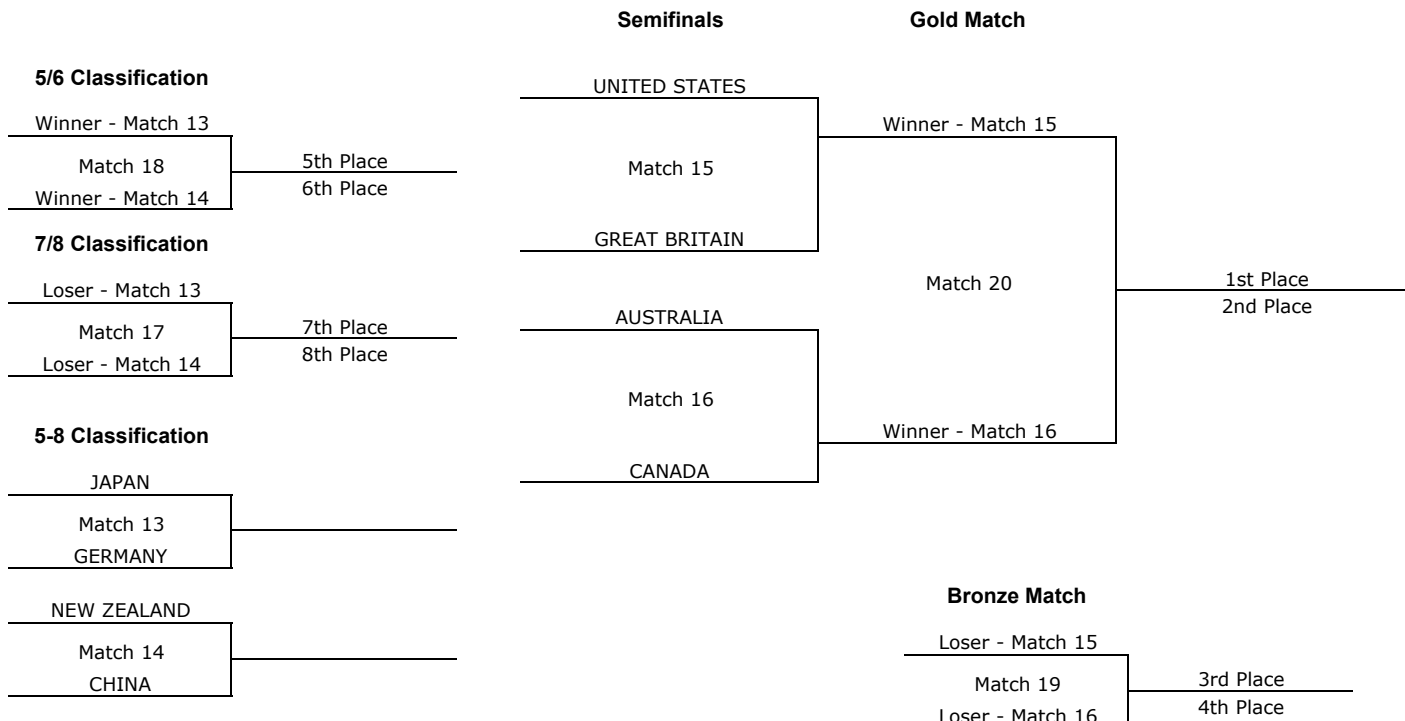
赛事成绩一览

### TODAY'S MATCHES

Teams	Start Time	Period 1	Period 2	Period 3	Period 4	Overtime	Total
JPN vs CHN	13:00	16 - 8	12 - 9	14 - 12	13 - 9	-	55 - 38
USA vs CAN	15:00	11 - 11	13 - 10	4 - 2	9 - 9	-	37 - 32
AUS vs GBR	18:00	9 - 10	10 - 9	9 - 8	15 - 10	-	43 - 37
NZL vs GER	20:00	7 - 5	10 - 9	11 - 8	12 - 9	-	40 - 31

Group A					Matches			Goals			Points
Rnk	USA	CAN	JPN	CHN	Played	Won	Lost	For	Agst	Diff.	
1	USA	37 - 32	44 - 37	65 - 30	3	3	0	146	99	47	6
2	CAN	32 - 37	48 - 40	57 - 25	3	2	1	137	102	35	4
3	JPN	37 - 44	40 - 48	55 - 38	3	1	2	132	130	2	2
4	CHN	30 - 65	25 - 57	38 - 55	3	0	3	93	177	-84	0

Group B					Matches			Goals			Points
Rnk	AUS	GBR	NZL	GER	Played	Won	Lost	For	Agst	Diff.	
1	AUS	43 - 37	39 - 38	47 - 36	3	3	0	129	111	18	6
2	GBR	37 - 43	39 - 38	39 - 35	3	2	1	115	116	-1	4
3	NZL	38 - 39	38 - 39	40 - 31	3	1	2	116	109	7	2
4	GER	36 - 47	35 - 39	31 - 40	3	0	3	102	126	-24	0



Legend:	Against	Diff	Difference	Rnk	Rank
Agst	Against				



## TOURNAMENT SUMMARY As of 15 SEP 2008

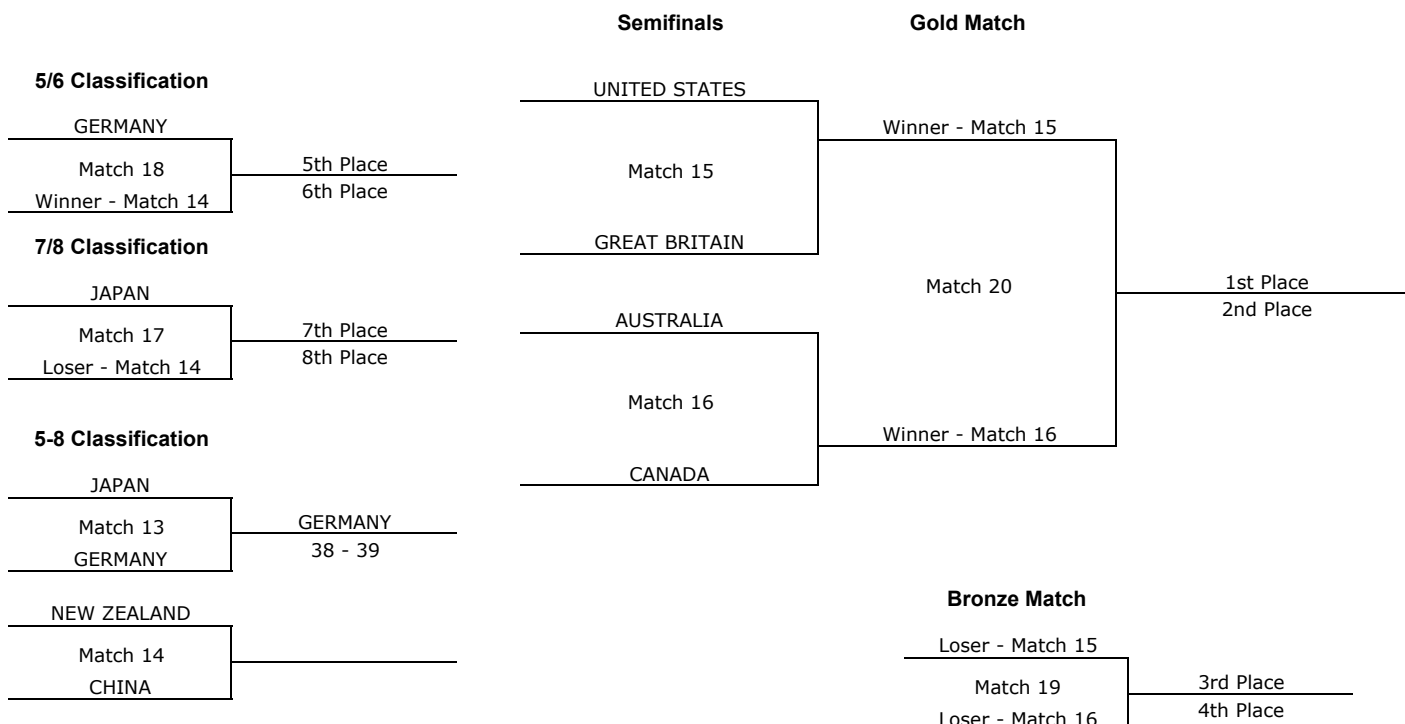
赛事成绩一览

### TODAY'S MATCHES

Teams	Start Time	Period 1	Period 2	Period 3	Period 4	Overtime	Total
JPN vs GER	13:00	7 - 8	10 - 9	8 - 10	12 - 10	1 - 2	38 - 39
NZL vs CHN	15:00						
USA vs GBR	18:00						
AUS vs CAN	20:00						

Group A					Matches			Goals			Points
Rnk	USA	CAN	JPN	CHN	Played	Won	Lost	For	Agst	Diff.	
1	USA	37 - 32	44 - 37	65 - 30	3	3	0	146	99	47	6
2	CAN	32 - 37	48 - 40	57 - 25	3	2	1	137	102	35	4
3	JPN	37 - 44	40 - 48	55 - 38	3	1	2	132	130	2	2
4	CHN	30 - 65	25 - 57	38 - 55	3	0	3	93	177	-84	0

Group B					Matches			Goals			Points
Rnk	AUS	GBR	NZL	GER	Played	Won	Lost	For	Agst	Diff.	
1	AUS	43 - 37	39 - 38	47 - 36	3	3	0	129	111	18	6
2	GBR	37 - 43	39 - 38	39 - 35	3	2	1	115	116	-1	4
3	NZL	38 - 39	38 - 39	40 - 31	3	1	2	116	109	7	2
4	GER	36 - 47	35 - 39	31 - 40	3	0	3	102	126	-24	0



Legend:	Against	Diff	Difference	Rnk	Rank
Agst	Against				



## TOURNAMENT SUMMARY As of 15 SEP 2008

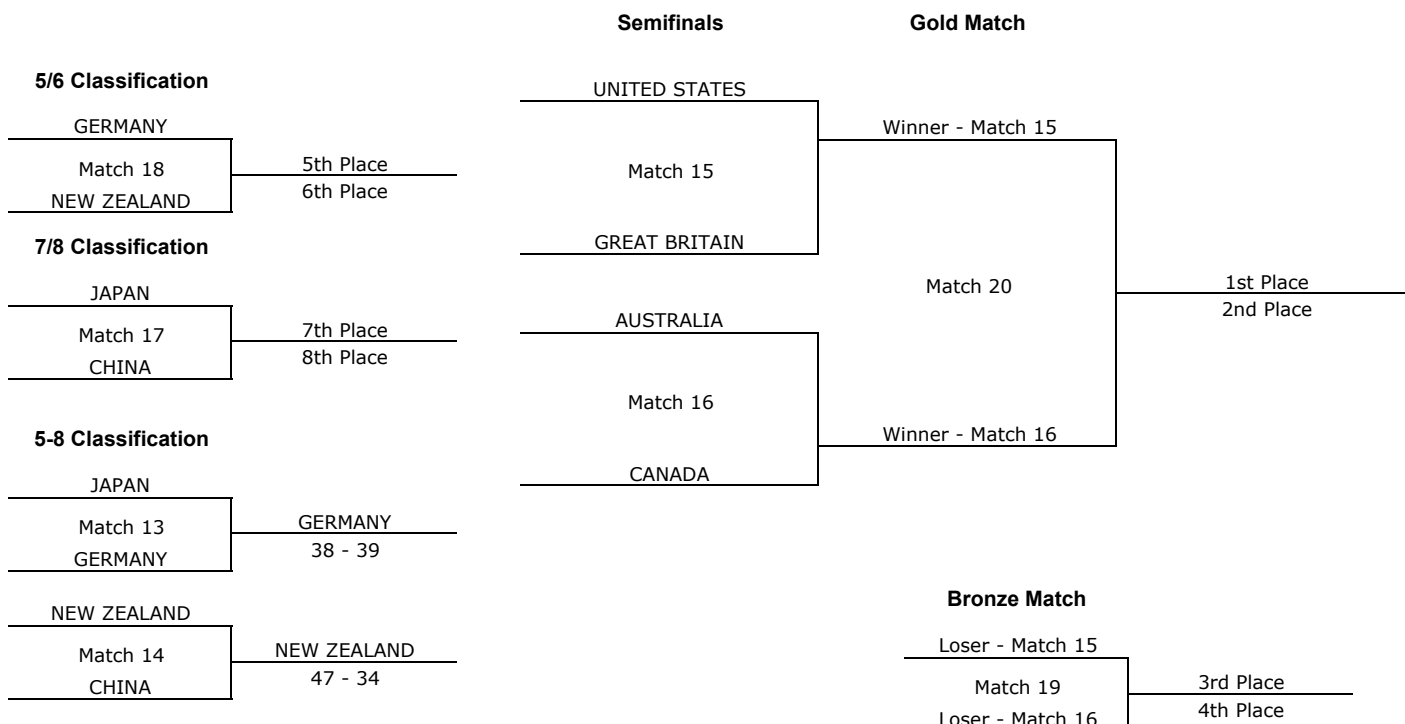
赛事成绩一览

### TODAY'S MATCHES

Teams	Start Time	Period 1	Period 2	Period 3	Period 4	Overtime	Total
JPN vs GER	13:00	7 - 8	10 - 9	8 - 10	12 - 10	1 - 2	38 - 39
NZL vs CHN	15:00	10 - 7	16 - 11	12 - 8	9 - 8	-	47 - 34
USA vs GBR	18:00						
AUS vs CAN	20:00						

Group A					Matches			Goals			Points
Rnk	USA	CAN	JPN	CHN	Played	Won	Lost	For	Agst	Diff.	
1	USA	37 - 32	44 - 37	65 - 30	3	3	0	146	99	47	6
2	CAN	32 - 37	48 - 40	57 - 25	3	2	1	137	102	35	4
3	JPN	37 - 44	40 - 48	55 - 38	3	1	2	132	130	2	2
4	CHN	30 - 65	25 - 57	38 - 55	3	0	3	93	177	-84	0

Group B					Matches			Goals			Points
Rnk	AUS	GBR	NZL	GER	Played	Won	Lost	For	Agst	Diff.	
1	AUS	43 - 37	39 - 38	47 - 36	3	3	0	129	111	18	6
2	GBR	37 - 43	39 - 38	39 - 35	3	2	1	115	116	-1	4
3	NZL	38 - 39	38 - 39	40 - 31	3	1	2	116	109	7	2
4	GER	36 - 47	35 - 39	31 - 40	3	0	3	102	126	-24	0



Legend:	Against	Diff	Difference	Rnk	Rank
Agst	Against				



## TOURNAMENT SUMMARY As of 15 SEP 2008

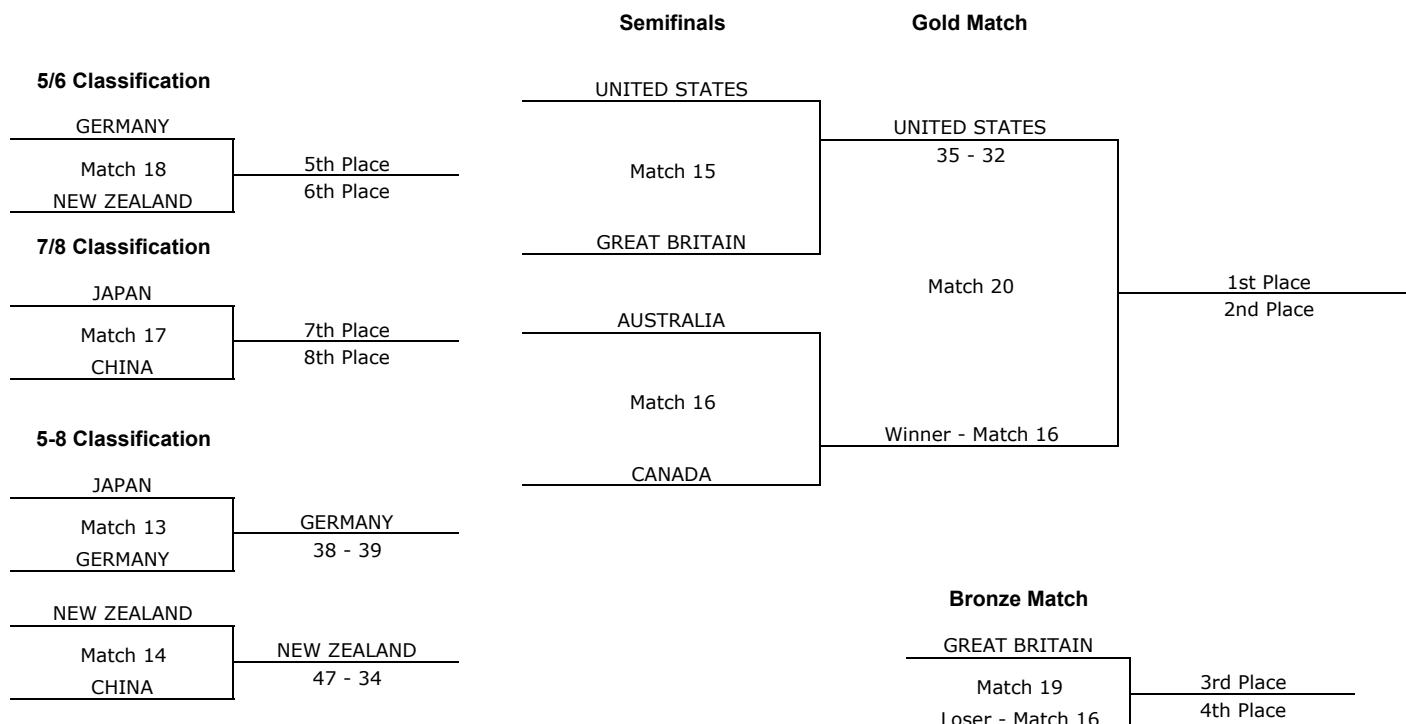
赛事成绩一览

### TODAY'S MATCHES

Teams	Start Time	Period 1	Period 2	Period 3	Period 4	Overtime	Total
JPN vs GER	13:00	7 - 8	10 - 9	8 - 10	12 - 10	1 - 2	38 - 39
NZL vs CHN	15:00	10 - 7	16 - 11	12 - 8	9 - 8	-	47 - 34
USA vs GBR	18:00	8 - 9	7 - 5	10 - 10	10 - 8	-	35 - 32
AUS vs CAN	20:00						

Group A					Matches			Goals			Points
Rnk	USA	CAN	JPN	CHN	Played	Won	Lost	For	Agst	Diff.	
1	USA	37 - 32	44 - 37	65 - 30	3	3	0	146	99	47	6
2	CAN	32 - 37	48 - 40	57 - 25	3	2	1	137	102	35	4
3	JPN	37 - 44	40 - 48	55 - 38	3	1	2	132	130	2	2
4	CHN	30 - 65	25 - 57	38 - 55	3	0	3	93	177	-84	0

Group B					Matches			Goals			Points
Rnk	AUS	GBR	NZL	GER	Played	Won	Lost	For	Agst	Diff.	
1	AUS	43 - 37	39 - 38	47 - 36	3	3	0	129	111	18	6
2	GBR	37 - 43	39 - 38	39 - 35	3	2	1	115	116	-1	4
3	NZL	38 - 39	38 - 39	40 - 31	3	1	2	116	109	7	2
4	GER	36 - 47	35 - 39	31 - 40	3	0	3	102	126	-24	0



Legend:	Against	Diff	Difference	Rnk	Rank
Agst	Against				



## TOURNAMENT SUMMARY As of 15 SEP 2008

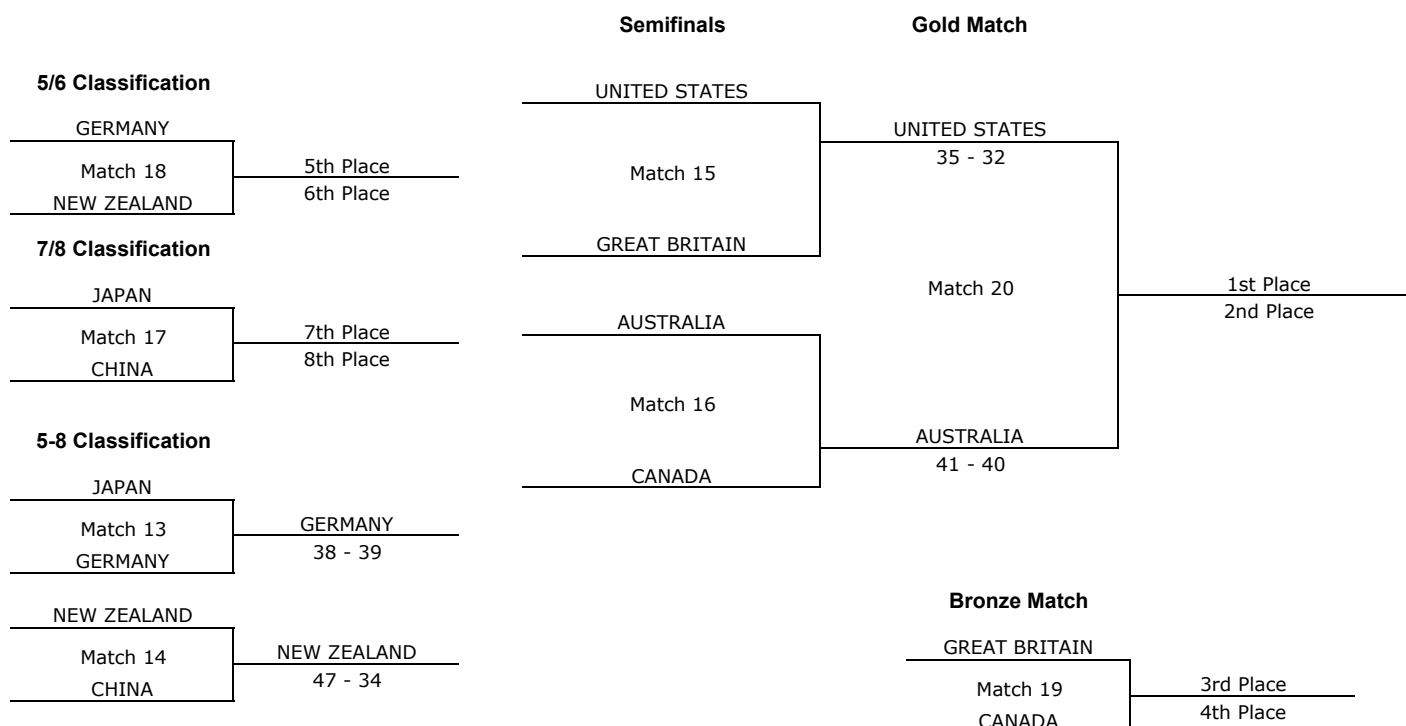
赛事成绩一览

### TODAY'S MATCHES

Teams	Start Time	Period 1	Period 2	Period 3	Period 4	Overtime	Total
JPN vs GER	13:00	7 - 8	10 - 9	8 - 10	12 - 10	1 - 2	38 - 39
NZL vs CHN	15:00	10 - 7	16 - 11	12 - 8	9 - 8	-	47 - 34
USA vs GBR	18:00	8 - 9	7 - 5	10 - 10	10 - 8	-	35 - 32
AUS vs CAN	20:00	7 - 9	9 - 8	13 - 12	8 - 8	4 - 3	41 - 40

Group A					Matches			Goals			Points
Rnk	USA	CAN	JPN	CHN	Played	Won	Lost	For	Agst	Diff.	
1	USA	37 - 32	44 - 37	65 - 30	3	3	0	146	99	47	6
2	CAN	32 - 37	48 - 40	57 - 25	3	2	1	137	102	35	4
3	JPN	37 - 44	40 - 48	55 - 38	3	1	2	132	130	2	2
4	CHN	30 - 65	25 - 57	38 - 55	3	0	3	93	177	-84	0

Group B					Matches			Goals			Points
Rnk	AUS	GBR	NZL	GER	Played	Won	Lost	For	Agst	Diff.	
1	AUS	43 - 37	39 - 38	47 - 36	3	3	0	129	111	18	6
2	GBR	37 - 43	39 - 38	39 - 35	3	2	1	115	116	-1	4
3	NZL	38 - 39	38 - 39	40 - 31	3	1	2	116	109	7	2
4	GER	36 - 47	35 - 39	31 - 40	3	0	3	102	126	-24	0



Legend:	Against	Diff	Difference	Rnk	Rank
Agst	Against				



## TOURNAMENT SUMMARY As of 16 SEP 2008

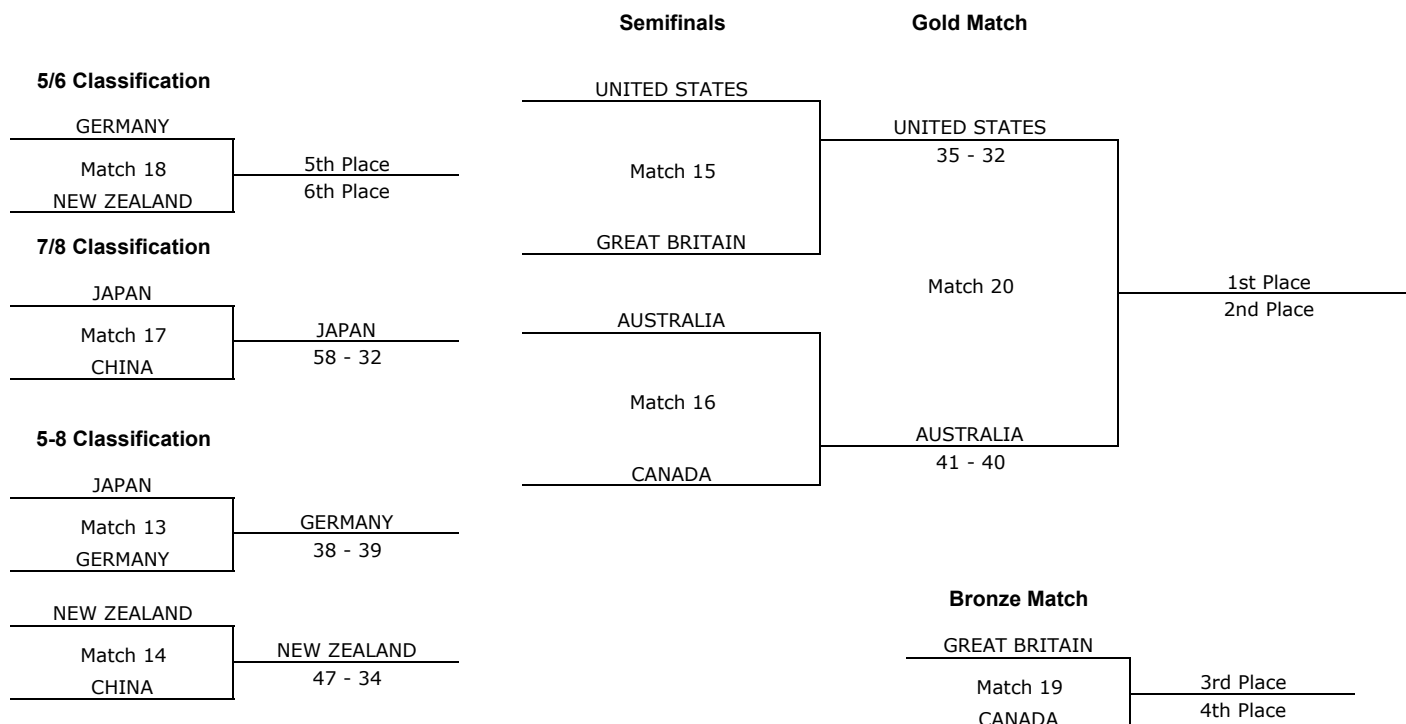
赛事成绩一览

### TODAY'S MATCHES

Teams	Start Time	Period 1	Period 2	Period 3	Period 4	Overtime	Total
JPN vs CHN	13:00	17 - 11	9 - 7	15 - 7	17 - 7	-	58 - 32
GER vs NZL	15:00						
GBR vs CAN	18:00						
USA vs AUS	20:00						

Group A					Matches			Goals			Points
Rnk	USA	CAN	JPN	CHN	Played	Won	Lost	For	Agst	Diff.	
1	USA	37 - 32	44 - 37	65 - 30	3	3	0	146	99	47	6
2	CAN	32 - 37	48 - 40	57 - 25	3	2	1	137	102	35	4
3	JPN	37 - 44	40 - 48	55 - 38	3	1	2	132	130	2	2
4	CHN	30 - 65	25 - 57	38 - 55	3	0	3	93	177	-84	0

Group B					Matches			Goals			Points
Rnk	AUS	GBR	NZL	GER	Played	Won	Lost	For	Agst	Diff.	
1	AUS	43 - 37	39 - 38	47 - 36	3	3	0	129	111	18	6
2	GBR	37 - 43	39 - 38	39 - 35	3	2	1	115	116	-1	4
3	NZL	38 - 39	38 - 39	40 - 31	3	1	2	116	109	7	2
4	GER	36 - 47	35 - 39	31 - 40	3	0	3	102	126	-24	0



Legend:	Against	Diff	Difference	Rnk	Rank
Agst	Against				



## TOURNAMENT SUMMARY As of 16 SEP 2008

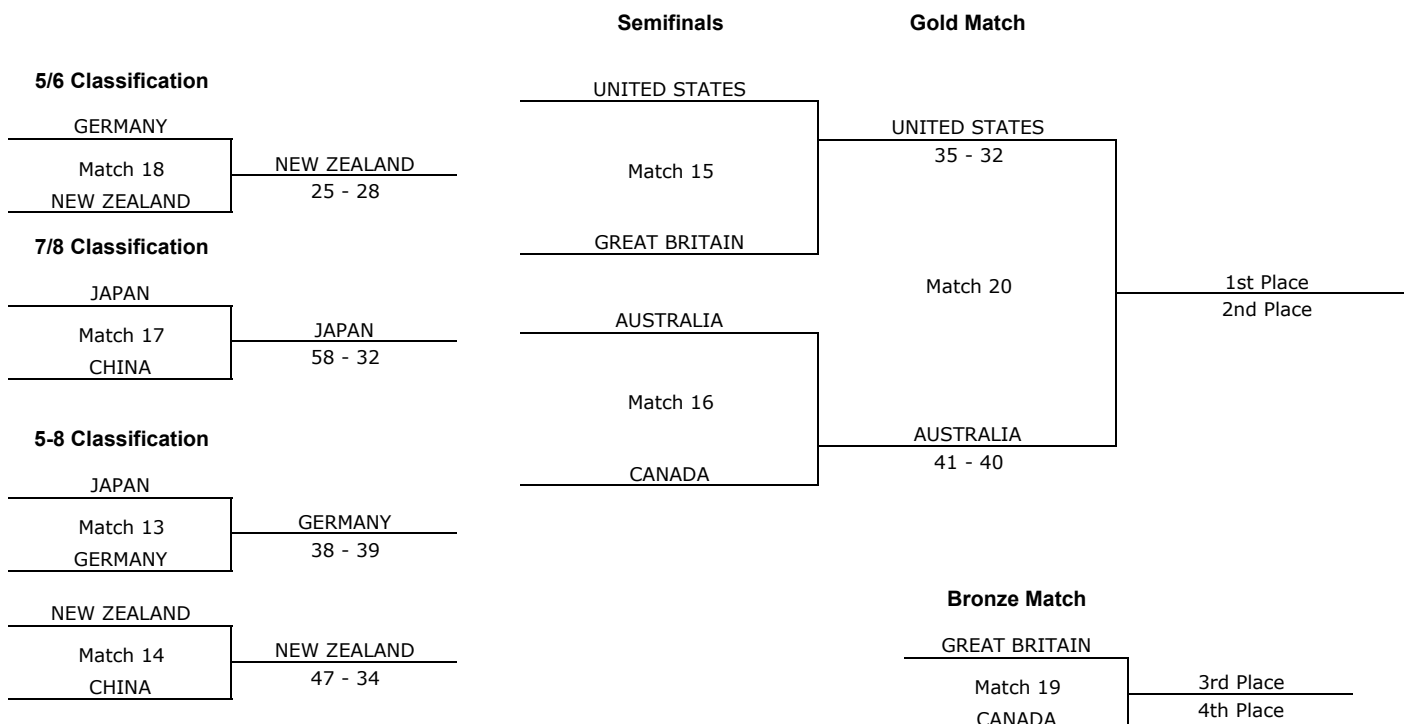
赛事成绩一览

### TODAY'S MATCHES

Teams	Start Time	Period 1	Period 2	Period 3	Period 4	Overtime	Total
JPN vs CHN	13:00	17 - 11	9 - 7	15 - 7	17 - 7	-	58 - 32
GER vs NZL	15:00	6 - 6	5 - 8	5 - 6	9 - 8	-	25 - 28
GBR vs CAN	18:00						
USA vs AUS	20:00						

Group A					Matches			Goals			Points
Rnk	USA	CAN	JPN	CHN	Played	Won	Lost	For	Agst	Diff.	
1	USA	37 - 32	44 - 37	65 - 30	3	3	0	146	99	47	6
2	CAN	32 - 37	48 - 40	57 - 25	3	2	1	137	102	35	4
3	JPN	37 - 44	40 - 48	55 - 38	3	1	2	132	130	2	2
4	CHN	30 - 65	25 - 57	38 - 55	3	0	3	93	177	-84	0

Group B					Matches			Goals			Points
Rnk	AUS	GBR	NZL	GER	Played	Won	Lost	For	Agst	Diff.	
1	AUS	43 - 37	39 - 38	47 - 36	3	3	0	129	111	18	6
2	GBR	37 - 43	39 - 38	39 - 35	3	2	1	115	116	-1	4
3	NZL	38 - 39	38 - 39	40 - 31	3	1	2	116	109	7	2
4	GER	36 - 47	35 - 39	31 - 40	3	0	3	102	126	-24	0



Legend:	Against	Diff	Difference	Rnk	Rank
---------	---------	------	------------	-----	------





## TOURNAMENT SUMMARY As of 12 SEP 2008


赛事成绩一览

### TODAY'S MATCHES

Teams	Start Time	Period 1	Period 2	Period 3	Period 4	Overtime	Total
USA vs CHN	13:00	16 - 8	22 - 10	17 - 6	10 - 6	-	65 - 30
CAN vs JPN	15:00						
AUS vs GER	18:00						
GBR vs NZL	20:00						

Group A					Matches			Goals			Points
Rnk	USA	CAN	JPN	CHN	Played	Won	Lost	For	Agst	Diff.	
1	USA	14 SEP	13 SEP	65 - 30	1	1	0	65	30	35	2
2	CAN	14 SEP	12 SEP	13 SEP	0	0	0	0	0	0	0
2	JPN	13 SEP	12 SEP	14 SEP	0	0	0	0	0	0	0
4	CHN	30 - 65	13 SEP	14 SEP	1	0	1	30	65	-35	0

Group B					Matches			Goals			Points
Rnk	AUS	GBR	NZL	GER	Played	Won	Lost	For	Agst	Diff.	
	AUS	14 SEP	13 SEP	12 SEP	0	0	0	0	0	0	0
	GBR	14 SEP	12 SEP	13 SEP	0	0	0	0	0	0	0
	NZL	13 SEP	12 SEP	14 SEP	0	0	0	0	0	0	0
	GER	12 SEP	13 SEP	14 SEP	0	0	0	0	0	0	0



Legend:	Against	Diff	Difference	Rnk	Rank
---------	---------	------	------------	-----	------



## TOURNAMENT SUMMARY As of 16 SEP 2008

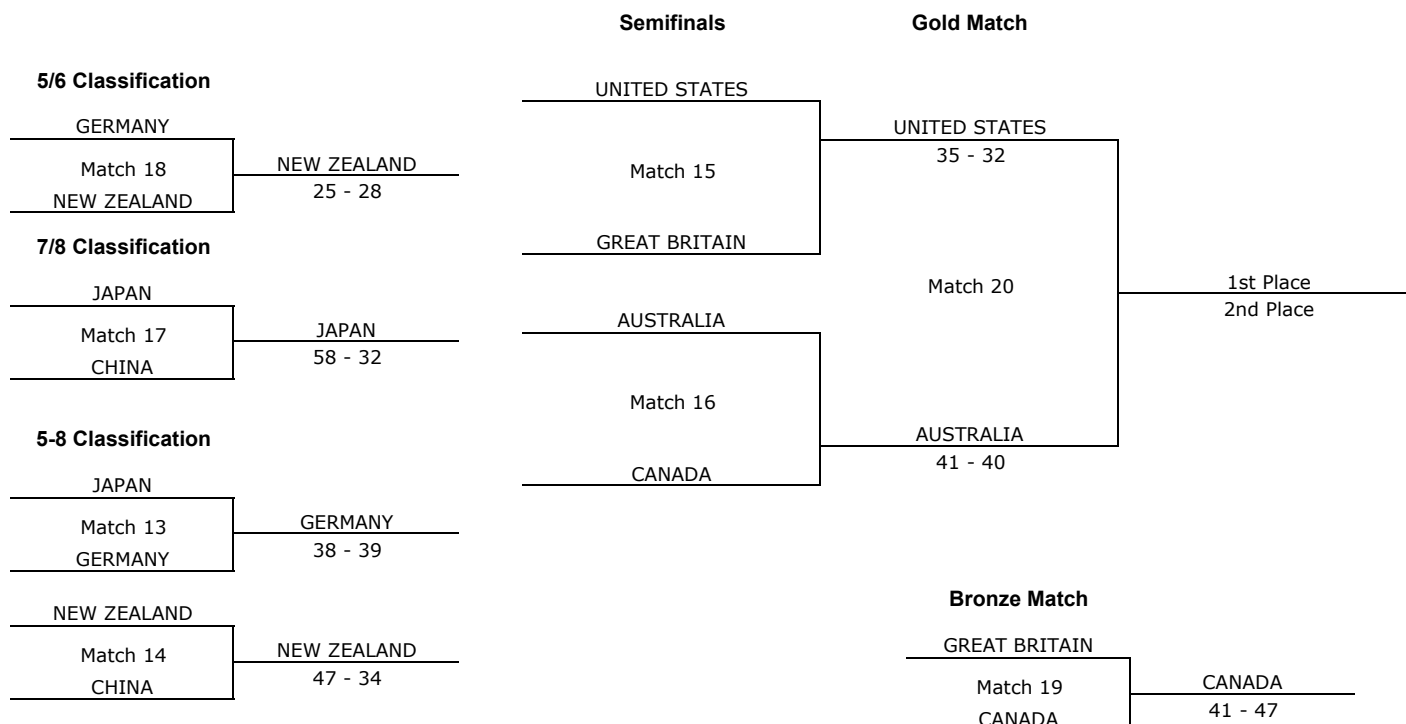
赛事成绩一览

### TODAY'S MATCHES

Teams	Start Time	Period 1	Period 2	Period 3	Period 4	Overtime	Total
JPN vs CHN	13:00	17 - 11	9 - 7	15 - 7	17 - 7	-	58 - 32
GER vs NZL	15:00	6 - 6	5 - 8	5 - 6	9 - 8	-	25 - 28
GBR vs CAN	18:00	10 - 12	10 - 11	9 - 11	12 - 13	-	41 - 47
USA vs AUS	20:00						

Group A					Matches			Goals			Points
Rnk	USA	CAN	JPN	CHN	Played	Won	Lost	For	Agst	Diff.	
1	USA	37 - 32	44 - 37	65 - 30	3	3	0	146	99	47	6
2	CAN	32 - 37	48 - 40	57 - 25	3	2	1	137	102	35	4
3	JPN	37 - 44	40 - 48	55 - 38	3	1	2	132	130	2	2
4	CHN	30 - 65	25 - 57	38 - 55	3	0	3	93	177	-84	0

Group B					Matches			Goals			Points
Rnk	AUS	GBR	NZL	GER	Played	Won	Lost	For	Agst	Diff.	
1	AUS	43 - 37	39 - 38	47 - 36	3	3	0	129	111	18	6
2	GBR	37 - 43	39 - 38	39 - 35	3	2	1	115	116	-1	4
3	NZL	38 - 39	38 - 39	40 - 31	3	1	2	116	109	7	2
4	GER	36 - 47	35 - 39	31 - 40	3	0	3	102	126	-24	0



Legend:	Against	Diff	Difference	Rnk	Rank
---------	---------	------	------------	-----	------



## TOURNAMENT SUMMARY As of 16 SEP 2008

赛事成绩一览

### TODAY'S MATCHES

Teams	Start Time	Period 1	Period 2	Period 3	Period 4	Overtime	Total
JPN vs CHN	13:00	17 - 11	9 - 7	15 - 7	17 - 7	-	58 - 32
GER vs NZL	15:00	6 - 6	5 - 8	5 - 6	9 - 8	-	25 - 28
GBR vs CAN	18:00	10 - 12	10 - 11	9 - 11	12 - 13	-	41 - 47
USA vs AUS	20:00	12 - 10	9 - 10	15 - 11	17 - 13	-	53 - 44

Group A					Matches			Goals			Points
Rnk	USA	CAN	JPN	CHN	Played	Won	Lost	For	Agst	Diff.	
1	USA	37 - 32	44 - 37	65 - 30	3	3	0	146	99	47	6
2	CAN	32 - 37	48 - 40	57 - 25	3	2	1	137	102	35	4
3	JPN	37 - 44	40 - 48	55 - 38	3	1	2	132	130	2	2
4	CHN	30 - 65	25 - 57	38 - 55	3	0	3	93	177	-84	0

Group B					Matches			Goals			Points
Rnk	AUS	GBR	NZL	GER	Played	Won	Lost	For	Agst	Diff.	
1	AUS	43 - 37	39 - 38	47 - 36	3	3	0	129	111	18	6
2	GBR	37 - 43	39 - 38	39 - 35	3	2	1	115	116	-1	4
3	NZL	38 - 39	38 - 39	40 - 31	3	1	2	116	109	7	2
4	GER	36 - 47	35 - 39	31 - 40	3	0	3	102	126	-24	0

### Semifinals

### Gold Match

#### 5/6 Classification

GERMANY	
Match 18	NEW ZEALAND
NEW ZEALAND	25 - 28

#### 7/8 Classification

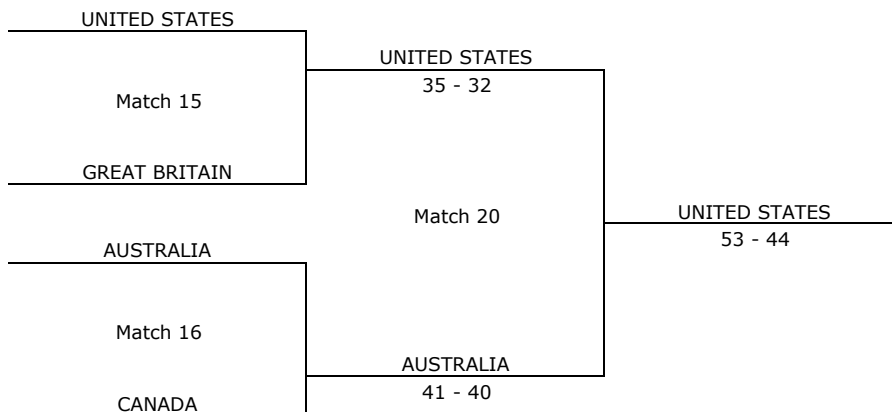
JAPAN	
Match 17	JAPAN
CHINA	58 - 32

#### 5-8 Classification

JAPAN	
Match 13	GERMANY
GERMANY	38 - 39

#### NEW ZEALAND

Match 14	NEW ZEALAND
CHINA	47 - 34



### Bronze Match

GREAT BRITAIN	
Match 19	CANADA
CANADA	41 - 47

<b>Legend:</b>					
Agst	Against	Diff	Difference	Rnk	Rank



## TOURNAMENT SUMMARY As of 12 SEP 2008


赛事成绩一览

### TODAY'S MATCHES

Teams	Start Time	Period 1	Period 2	Period 3	Period 4	Overtime	Total
USA vs CHN	13:00	16 - 8	22 - 10	17 - 6	10 - 6	-	65 - 30
CAN vs JPN	15:00	12 - 12	13 - 10	9 - 9	14 - 9	-	48 - 40
AUS vs GER	18:00						
GBR vs NZL	20:00						

Group A					Matches			Goals			Points
Rnk	USA	CAN	JPN	CHN	Played	Won	Lost	For	Agst	Diff.	
1	USA	14 SEP	13 SEP	65 - 30	1	1	0	65	30	35	2
2	CAN	14 SEP	13 SEP	48 - 40	1	1	0	48	40	8	2
3	JPN	13 SEP	14 SEP	40 - 48	1	0	1	40	48	-8	0
4	CHN	30 - 65	13 SEP	14 SEP	1	0	1	30	65	-35	0

Group B					Matches			Goals			Points
Rnk	AUS	GBR	NZL	GER	Played	Won	Lost	For	Agst	Diff.	
	AUS	14 SEP	13 SEP	12 SEP	0	0	0	0	0	0	0
	GBR	14 SEP	12 SEP	13 SEP	0	0	0	0	0	0	0
	NZL	13 SEP	12 SEP	14 SEP	0	0	0	0	0	0	0
	GER	12 SEP	13 SEP	14 SEP	0	0	0	0	0	0	0



Legend:	Against	Diff	Difference	Rnk	Rank
Agst	Against				



## TOURNAMENT SUMMARY As of 12 SEP 2008

赛事成绩一览

### TODAY'S MATCHES

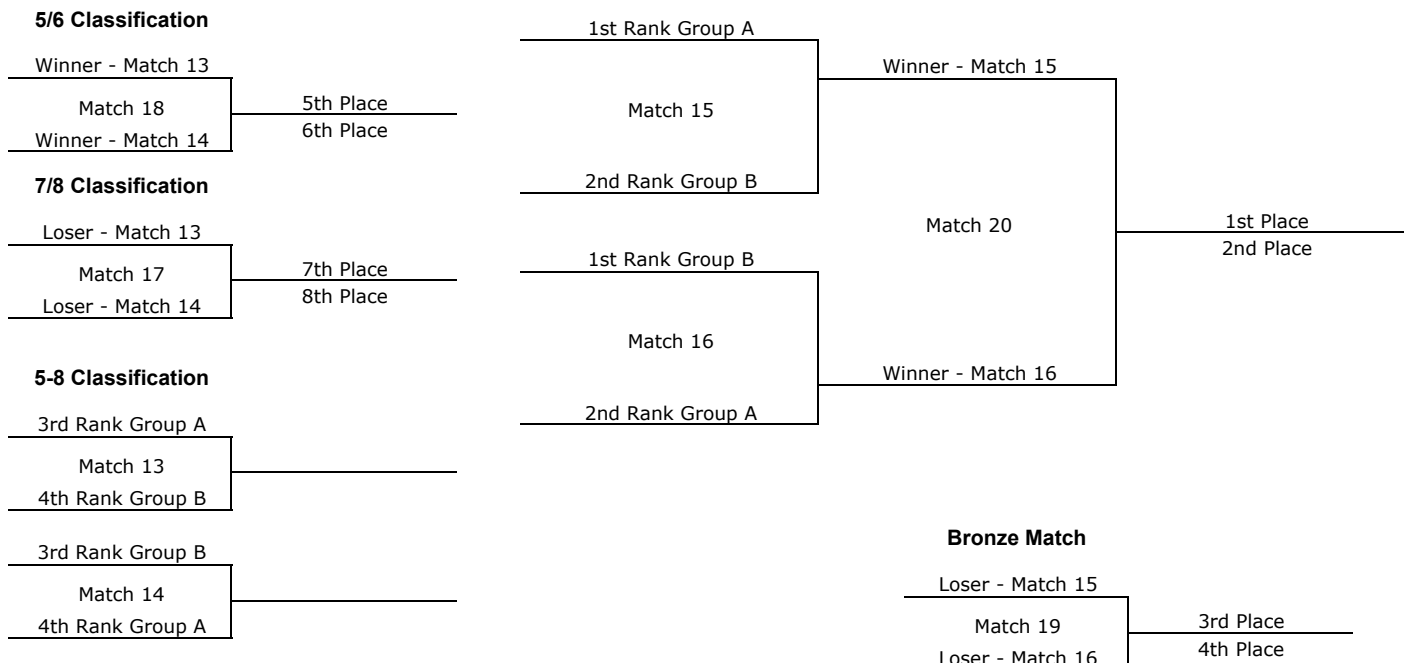
Teams	Start Time	Period 1	Period 2	Period 3	Period 4	Overtime	Total
USA vs CHN	13:00	16 - 8	22 - 10	17 - 6	10 - 6	-	65 - 30
CAN vs JPN	15:00	12 - 12	13 - 10	9 - 9	14 - 9	-	48 - 40
AUS vs GER	18:00	13 - 8	11 - 12	10 - 6	13 - 10	-	47 - 36
GBR vs NZL	20:00						

Group A					Matches			Goals			Points
Rnk	USA	CAN	JPN	CHN	Played	Won	Lost	For	Agst	Diff.	
1	USA	14 SEP	13 SEP	65 - 30	1	1	0	65	30	35	2
2	CAN	14 SEP	13 SEP	48 - 40	1	1	0	48	40	8	2
3	JPN	13 SEP	14 SEP	40 - 48	1	0	1	40	48	-8	0
4	CHN	30 - 65	13 SEP	14 SEP	1	0	1	30	65	-35	0

Group B					Matches			Goals			Points
Rnk	AUS	GBR	NZL	GER	Played	Won	Lost	For	Agst	Diff.	
1	AUS	14 SEP	13 SEP	47 - 36	1	1	0	47	36	11	2
2	GBR	14 SEP	12 SEP	13 SEP	0	0	0	0	0	0	0
2	NZL	13 SEP	12 SEP	14 SEP	0	0	0	0	0	0	0
4	GER	36 - 47	13 SEP	14 SEP	1	0	1	36	47	-11	0

### Semifinals

### Gold Match



Legend:	Against	Diff	Difference	Rnk	Rank
Agst	Against				



## TOURNAMENT SUMMARY As of 12 SEP 2008


赛事成绩一览

### TODAY'S MATCHES

Teams	Start Time	Period 1	Period 2	Period 3	Period 4	Overtime	Total
USA vs CHN	13:00	16 - 8	22 - 10	17 - 6	10 - 6	-	65 - 30
CAN vs JPN	15:00	12 - 12	13 - 10	9 - 9	14 - 9	-	48 - 40
AUS vs GER	18:00	13 - 8	11 - 12	10 - 6	13 - 10	-	47 - 36
GBR vs NZL	20:00	9 - 9	7 - 7	10 - 9	13 - 13	-	39 - 38

Group A					Matches			Goals			Points
Rnk	USA	CAN	JPN	CHN	Played	Won	Lost	For	Agst	Diff.	
1	USA	14 SEP	13 SEP	65 - 30	1	1	0	65	30	35	2
2	CAN	14 SEP	13 SEP	48 - 40	1	1	0	48	40	8	2
3	JPN	13 SEP	14 SEP	40 - 48	1	0	1	40	48	-8	0
4	CHN	30 - 65	13 SEP	14 SEP	1	0	1	30	65	-35	0

Group B					Matches			Goals			Points
Rnk	AUS	GBR	NZL	GER	Played	Won	Lost	For	Agst	Diff.	
1	AUS	14 SEP	13 SEP	47 - 36	1	1	0	47	36	11	2
2	GBR	14 SEP	13 SEP	39 - 38	1	1	0	39	38	1	2
3	NZL	13 SEP	14 SEP	38 - 39	1	0	1	38	39	-1	0
4	GER	36 - 47	13 SEP	14 SEP	1	0	1	36	47	-11	0



Legend:	Against	Diff	Difference	Rnk	Rank
---------	---------	------	------------	-----	------



## TOURNAMENT SUMMARY As of 13 SEP 2008


赛事成绩一览

### TODAY'S MATCHES

Teams	Start Time	Period 1	Period 2	Period 3	Period 4	Overtime	Total
CAN vs CHN	13:00	13 - 5	14 - 8	16 - 4	14 - 8	-	57 - 25
USA vs JPN	15:00						
AUS vs NZL	18:00						
GBR vs GER	20:00						

Group A					Matches			Goals			Points
Rnk	CAN	USA	JPN	CHN	Played	Won	Lost	For	Agst	Diff.	
1	CAN	14 SEP	48 - 40	57 - 25	2	2	0	105	65	40	4
2	USA	14 SEP	13 SEP	65 - 30	1	1	0	65	30	35	2
3	JPN	40 - 48	13 SEP	14 SEP	1	0	1	40	48	-8	0
4	CHN	25 - 57	30 - 65	14 SEP	2	0	2	55	122	-67	0

Group B					Matches			Goals			Points
Rnk	AUS	GBR	NZL	GER	Played	Won	Lost	For	Agst	Diff.	
1	AUS	14 SEP	13 SEP	47 - 36	1	1	0	47	36	11	2
2	GBR	14 SEP	39 - 38	13 SEP	1	1	0	39	38	1	2
3	NZL	13 SEP	38 - 39	14 SEP	1	0	1	38	39	-1	0
4	GER	36 - 47	13 SEP	14 SEP	1	0	1	36	47	-11	0



Legend:	Against	Diff	Difference	Rnk	Rank
---------	---------	------	------------	-----	------



## TOURNAMENT SUMMARY As of 13 SEP 2008


赛事成绩一览

### TODAY'S MATCHES

Teams	Start Time	Period 1	Period 2	Period 3	Period 4	Overtime	Total
CAN vs CHN	13:00	13 - 5	14 - 8	16 - 4	14 - 8	-	57 - 25
USA vs JPN	15:00	9 - 6	9 - 9	11 - 10	15 - 12	-	44 - 37
AUS vs NZL	18:00						
GBR vs GER	20:00						

Group A					Matches			Goals			Points
Rnk	USA	CAN	JPN	CHN	Played	Won	Lost	For	Agst	Diff.	
1	USA	14 SEP	44 - 37	65 - 30	2	2	0	109	67	42	4
2	CAN	14 SEP	48 - 40	57 - 25	2	2	0	105	65	40	4
3	JPN	37 - 44	40 - 48	14 SEP	2	0	2	77	92	-15	0
4	CHN	30 - 65	25 - 57	14 SEP	2	0	2	55	122	-67	0

Group B					Matches			Goals			Points
Rnk	AUS	GBR	NZL	GER	Played	Won	Lost	For	Agst	Diff.	
1	AUS	14 SEP	13 SEP	47 - 36	1	1	0	47	36	11	2
2	GBR	14 SEP	39 - 38	13 SEP	1	1	0	39	38	1	2
3	NZL	13 SEP	38 - 39	14 SEP	1	0	1	38	39	-1	0
4	GER	36 - 47	13 SEP	14 SEP	1	0	1	36	47	-11	0



Legend:	Against	Diff	Difference	Rnk	Rank
---------	---------	------	------------	-----	------





## TOURNAMENT SUMMARY As of 13 SEP 2008


赛事成绩一览

### TODAY'S MATCHES

Teams	Start Time	Period 1	Period 2	Period 3	Period 4	Overtime	Total
CAN vs CHN	13:00	13 - 5	14 - 8	16 - 4	14 - 8	-	57 - 25
USA vs JPN	15:00	9 - 6	9 - 9	11 - 10	15 - 12	-	44 - 37
AUS vs NZL	18:00	9 - 8	8 - 8	11 - 12	11 - 10	-	39 - 38
GBR vs GER	20:00						

Group A					Matches			Goals			Points
Rnk	USA	CAN	JPN	CHN	Played	Won	Lost	For	Agst	Diff.	
1	USA	14 SEP	44 - 37	65 - 30	2	2	0	109	67	42	4
2	CAN	14 SEP	48 - 40	57 - 25	2	2	0	105	65	40	4
3	JPN	37 - 44	40 - 48	14 SEP	2	0	2	77	92	-15	0
4	CHN	30 - 65	25 - 57	14 SEP	2	0	2	55	122	-67	0

Group B					Matches			Goals			Points
Rnk	AUS	GBR	NZL	GER	Played	Won	Lost	For	Agst	Diff.	
1	AUS	14 SEP	39 - 38	47 - 36	2	2	0	86	74	12	4
2	GBR	14 SEP	39 - 38	13 SEP	1	1	0	39	38	1	2
3	NZL	38 - 39	38 - 39	14 SEP	2	0	2	76	78	-2	0
4	GER	36 - 47	13 SEP	14 SEP	1	0	1	36	47	-11	0



Legend:	Against	Diff	Difference	Rnk	Rank
Agst	Against				



## TOURNAMENT SUMMARY As of 13 SEP 2008


赛事成绩一览

### TODAY'S MATCHES

Teams	Start Time	Period 1	Period 2	Period 3	Period 4	Overtime	Total
CAN vs CHN	13:00	13 - 5	14 - 8	16 - 4	14 - 8	-	57 - 25
USA vs JPN	15:00	9 - 6	9 - 9	11 - 10	15 - 12	-	44 - 37
AUS vs NZL	18:00	9 - 8	8 - 8	11 - 12	11 - 10	-	39 - 38
GBR vs GER	20:00	10 - 11	12 - 9	8 - 5	9 - 10	-	39 - 35

Group A					Matches			Goals			Points
Rnk	USA	CAN	JPN	CHN	Played	Won	Lost	For	Agst	Diff.	
1	USA	14 SEP	44 - 37	65 - 30	2	2	0	109	67	42	4
2	CAN	14 SEP	48 - 40	57 - 25	2	2	0	105	65	40	4
3	JPN	37 - 44	40 - 48	14 SEP	2	0	2	77	92	-15	0
4	CHN	30 - 65	25 - 57	14 SEP	2	0	2	55	122	-67	0

Group B					Matches			Goals			Points
Rnk	AUS	GBR	NZL	GER	Played	Won	Lost	For	Agst	Diff.	
1	AUS	14 SEP	39 - 38	47 - 36	2	2	0	86	74	12	4
2	GBR	14 SEP	39 - 38	39 - 35	2	2	0	78	73	5	4
3	NZL	38 - 39	38 - 39	14 SEP	2	0	2	76	78	-2	0
4	GER	36 - 47	35 - 39	14 SEP	2	0	2	71	86	-15	0



Legend:	Against	Diff	Difference	Rnk	Rank
Agst	Against	Diff	Difference	Rnk	Rank



## FINAL STANDINGS

最终排名

### TODAY'S MATCHES

Teams	Start Time	Period 1	Period 2	Period 3	Period 4	Overtime	Total
JPN vs CHN	13:00	17 - 11	9 - 7	15 - 7	17 - 7	-	58 - 32
GER vs NZL	15:00	6 - 6	5 - 8	5 - 6	9 - 8	-	25 - 28
GBR vs CAN	18:00	10 - 12	10 - 11	9 - 11	12 - 13	-	41 - 47
USA vs AUS	20:00	12 - 10	9 - 10	15 - 11	17 - 13	-	53 - 44

Group A					Matches			Goals			Points
Rnk	USA	CAN	JPN	CHN	Played	Won	Lost	For	Agst	Diff.	
1	USA	37 - 32	44 - 37	65 - 30	3	3	0	146	99	47	6
2	CAN	32 - 37	48 - 40	57 - 25	3	2	1	137	102	35	4
3	JPN	37 - 44	40 - 48	55 - 38	3	1	2	132	130	2	2
4	CHN	30 - 65	25 - 57	38 - 55	3	0	3	93	177	-84	0

Group B					Matches			Goals			Points
Rnk	AUS	GBR	NZL	GER	Played	Won	Lost	For	Agst	Diff.	
1	AUS	43 - 37	39 - 38	47 - 36	3	3	0	129	111	18	6
2	GBR	37 - 43	39 - 38	39 - 35	3	2	1	115	116	-1	4
3	NZL	38 - 39	38 - 39	40 - 31	3	1	2	116	109	7	2
4	GER	36 - 47	35 - 39	31 - 40	3	0	3	102	126	-24	0

Phase	Classification		Result	Medal	Final Standings	
	Teams	Result			Rank	Team
5/8 Classification	JPN - GER	38 - 39	GOLD	1	USA - United States of America	
5/8 Classification	NZL - CHN	47 - 34	SILVER	2	AUS - Australia	
Semifinal	USA - GBR	35 - 32	BRONZE	3	CAN - Canada	
Semifinal	AUS - CAN	41 - 40		4	GBR - Great Britain	
7/8 Classification	JPN - CHN	58 - 32		5	NZL - New Zealand	
5/6 Classification	GER - NZL	25 - 28		6	GER - Germany	
Bronze Medal	GBR - CAN	41 - 47		7	JPN - Japan	
Gold Medal	USA - AUS	53 - 44		8	CHN - People's Republic of China	

Legend:	Against	Diff	Difference	Rnk	Rank
---------	---------	------	------------	-----	------



## OVERALL TEAM STATISTICS

各队汇总

NPC	G	Goals		Penalties		AS		AB		TO		Steals		EX	
		Tot	Avg	Tot	Avg	Tot	Avg	Tot	Avg	Tot	Avg	Tot	Avg	Tot	Avg
AUS - Australia															
CAN - Canada															
CHN - China	1	30	30.0			26	26.0	12	12.0	33	33.0			4	4.0
		65	65.0	2	2.0	18	18.0	19	19.0	1	1.0	12	12.0	4	4.0
GER - Germany															
GBR - Great Britain															
JPN - Japan															
NZL - New Zealand															
USA - United States	1	65	65.0	2	2.0	18	18.0	19	19.0	1	1.0	12	12.0	4	4.0
		30	30.0			26	26.0	12	12.0	33	33.0			4	4.0
<b>TOTALS FOR ALL TEAMS</b>		95		2		44		31		34		12		8	

Legend:

AB	Assist Block	Agst	Against	AS	Assist Pass	Avg	Average
EX	Exclusions	G	Games Played	TO	Turnover	Tot	Total



## OVERALL TEAM STATISTICS

各队汇总

NPC	G		Goals		Penalties		AS		AB		TO		Steals		EX	
			Tot	Avg	Tot	Avg	Tot	Avg	Tot	Avg	Tot	Avg	Tot	Avg	Tot	Avg
AUS - Australia	2	For	86	43.0			22	11.0	18	9.0	12	6.0	10	5.0	15	7.5
		Agst	74	37.0	1	0.5	41	20.5	20	10.0	24	12.0	5	2.5	9	4.5
CAN - Canada	3	For	137	45.7	3	1.0	46	15.3	31	10.3	16	5.3	13	4.3	12	4.0
		Agst	102	34.0	2	0.7	50	16.7	14	4.7	42	14.0	3	1.0	17	5.7
CHN - China	3	For	93	31.0	2	0.7	73	24.3	20	6.7	78	26.0			15	5.0
		Agst	177	59.0	4	1.3	62	20.7	40	13.3	4	1.3	26	8.7	10	3.3
GER - Germany	2	For	71	35.5	1	0.5	43	21.5	18	9.0	26	13.0	3	1.5	5	2.5
		Agst	86	43.0			21	10.5	19	9.5	11	5.5	7	3.5	9	4.5
GBR - Great Britain	2	For	78	39.0	1	0.5	26	13.0	17	8.5	13	6.5	2	1.0	6	3.0
		Agst	73	36.5			41	20.5	18	9.0	17	8.5	4	2.0	5	2.5
JPN - Japan	3	For	132	44.0			63	21.0	18	6.0	21	7.0	10	3.3	21	7.0
		Agst	130	43.3	1	0.3	59	19.7	28	9.3	22	7.3	11	3.7	12	4.0
NZL - New Zealand	2	For	76	38.0			39	19.5	20	10.0	15	7.5	6	3.0	9	4.5
		Agst	78	39.0	1	0.5	27	13.5	16	8.0	14	7.0	5	2.5	12	6.0
USA - United States	3	For	146	48.7	2	0.7	41	13.7	39	13.0	10	3.3	23	7.7	10	3.3
		Agst	99	33.0			52	17.3	26	8.7	57	19.0	6	2.0	19	6.3
<b>TOTALS FOR ALL TEAMS</b>			819		9		353		181		191		67		93	

Legend:							
AB	Assist Block	Agst	Against	AS	Assist Pass	Avg	Average
EX	Exclusions	G	Games Played	TO	Turnover	Tot	Total



## OVERALL TEAM STATISTICS

各队汇总

NPC	G		Goals		Penalties		AS		AB		TO		Steals		EX	
			Tot	Avg	Tot	Avg	Tot	Avg	Tot	Avg	Tot	Avg	Tot	Avg	Tot	Avg
AUS - Australia	3	For	129	43.0			41	13.7	33	11.0	17	5.7	12	4.0	21	7.0
		Agst	111	37.0	1	0.3	61	20.3	35	11.7	34	11.3	7	2.3	12	4.0
CAN - Canada	3	For	137	45.7	3	1.0	46	15.3	31	10.3	16	5.3	13	4.3	12	4.0
		Agst	102	34.0	2	0.7	50	16.7	14	4.7	42	14.0	3	1.0	17	5.7
CHN - China	3	For	93	31.0	2	0.7	73	24.3	20	6.7	78	26.0			15	5.0
		Agst	177	59.0	4	1.3	62	20.7	40	13.3	4	1.3	26	8.7	10	3.3
GER - Germany	2	For	71	35.5	1	0.5	43	21.5	18	9.0	26	13.0	3	1.5	5	2.5
		Agst	86	43.0			21	10.5	19	9.5	11	5.5	7	3.5	9	4.5
GBR - Great Britain	3	For	115	38.3	1	0.3	46	15.3	32	10.7	23	7.7	4	1.3	9	3.0
		Agst	116	38.7			60	20.0	33	11.0	22	7.3	6	2.0	11	3.7
JPN - Japan	3	For	132	44.0			63	21.0	18	6.0	21	7.0	10	3.3	21	7.0
		Agst	130	43.3	1	0.3	59	19.7	28	9.3	22	7.3	11	3.7	12	4.0
NZL - New Zealand	2	For	76	38.0			39	19.5	20	10.0	15	7.5	6	3.0	9	4.5
		Agst	78	39.0	1	0.5	27	13.5	16	8.0	14	7.0	5	2.5	12	6.0
USA - United States	3	For	146	48.7	2	0.7	41	13.7	39	13.0	10	3.3	23	7.7	10	3.3
		Agst	99	33.0			52	17.3	26	8.7	57	19.0	6	2.0	19	6.3
<b>TOTALS FOR ALL TEAMS</b>			899		9		392		211		206		71		102	

Legend:							
AB	Assist Block	Agst	Against	AS	Assist Pass	Avg	Average
EX	Exclusions	G	Games Played	TO	Turnover	Tot	Total



## OVERALL TEAM STATISTICS

各队汇总

NPC	G		Goals		Penalties		AS		AB		TO		Steals		EX	
			Tot	Avg	Tot	Avg	Tot	Avg	Tot	Avg	Tot	Avg	Tot	Avg	Tot	Avg
AUS - Australia	3	For	129	43.0			41	13.7	33	11.0	17	5.7	12	4.0	21	7.0
		Agst	111	37.0	1	0.3	61	20.3	35	11.7	34	11.3	7	2.3	12	4.0
CAN - Canada	3	For	137	45.7	3	1.0	46	15.3	31	10.3	16	5.3	13	4.3	12	4.0
		Agst	102	34.0	2	0.7	50	16.7	14	4.7	42	14.0	3	1.0	17	5.7
CHN - China	3	For	93	31.0	2	0.7	73	24.3	20	6.7	78	26.0			15	5.0
		Agst	177	59.0	4	1.3	62	20.7	40	13.3	4	1.3	26	8.7	10	3.3
GER - Germany	3	For	102	34.0	1	0.3	65	21.7	23	7.7	38	12.7	5	1.7	12	4.0
		Agst	126	42.0			43	14.3	27	9.0	15	5.0	13	4.3	10	3.3
GBR - Great Britain	3	For	115	38.3	1	0.3	46	15.3	32	10.7	23	7.7	4	1.3	9	3.0
		Agst	116	38.7			60	20.0	33	11.0	22	7.3	6	2.0	11	3.7
JPN - Japan	3	For	132	44.0			63	21.0	18	6.0	21	7.0	10	3.3	21	7.0
		Agst	130	43.3	1	0.3	59	19.7	28	9.3	22	7.3	11	3.7	12	4.0
NZL - New Zealand	3	For	116	38.7			61	20.3	28	9.3	19	6.3	12	4.0	10	3.3
		Agst	109	36.3	1	0.3	49	16.3	21	7.0	26	8.7	7	2.3	19	6.3
USA - United States	3	For	146	48.7	2	0.7	41	13.7	39	13.0	10	3.3	23	7.7	10	3.3
		Agst	99	33.0			52	17.3	26	8.7	57	19.0	6	2.0	19	6.3
<b>TOTALS FOR ALL TEAMS</b>			970		9		436		224		222		79		110	

<b>Legend:</b>							
AB	Assist Block	Agst	Against	AS	Assist Pass	Avg	Average
EX	Exclusions	G	Games Played	TO	Turnover	Tot	Total



## OVERALL TEAM STATISTICS

各队汇总

NPC	G		Goals		Penalties		AS		AB		TO		Steals		EX	
			Tot	Avg	Tot	Avg	Tot	Avg	Tot	Avg	Tot	Avg	Tot	Avg	Tot	Avg
AUS - Australia	3	For	129	43.0			41	13.7	33	11.0	17	5.7	12	4.0	21	7.0
		Agst	111	37.0	1	0.3	61	20.3	35	11.7	34	11.3	7	2.3	12	4.0
CAN - Canada	3	For	137	45.7	3	1.0	46	15.3	31	10.3	16	5.3	13	4.3	12	4.0
		Agst	102	34.0	2	0.7	50	16.7	14	4.7	42	14.0	3	1.0	17	5.7
CHN - China	3	For	93	31.0	2	0.7	73	24.3	20	6.7	78	26.0			15	5.0
		Agst	177	59.0	4	1.3	62	20.7	40	13.3	4	1.3	26	8.7	10	3.3
GER - Germany	4	For	141	35.3	2	0.5	79	19.8	27	6.8	41	10.3	8	2.0	18	4.5
		Agst	164	41.0			58	14.5	31	7.8	19	4.8	14	3.5	18	4.5
GBR - Great Britain	3	For	115	38.3	1	0.3	46	15.3	32	10.7	23	7.7	4	1.3	9	3.0
		Agst	116	38.7			60	20.0	33	11.0	22	7.3	6	2.0	11	3.7
JPN - Japan	4	For	170	42.5			78	19.5	22	5.5	25	6.3	11	2.8	29	7.3
		Agst	169	42.3	2	0.5	73	18.3	32	8.0	25	6.3	14	3.5	18	4.5
NZL - New Zealand	3	For	116	38.7			61	20.3	28	9.3	19	6.3	12	4.0	10	3.3
		Agst	109	36.3	1	0.3	49	16.3	21	7.0	26	8.7	7	2.3	19	6.3
USA - United States	3	For	146	48.7	2	0.7	41	13.7	39	13.0	10	3.3	23	7.7	10	3.3
		Agst	99	33.0			52	17.3	26	8.7	57	19.0	6	2.0	19	6.3
<b>TOTALS FOR ALL TEAMS</b>			1047		10		465		232		229		83		124	

Legend:							
AB	Assist Block	Agst	Against	AS	Assist Pass	Avg	Average
EX	Exclusions	G	Games Played	TO	Turnover	Tot	Total





## OVERALL TEAM STATISTICS

各队汇总

NPC	G		Goals		Penalties		AS		AB		TO		Steals		EX	
			Tot	Avg	Tot	Avg	Tot	Avg	Tot	Avg	Tot	Avg	Tot	Avg	Tot	Avg
AUS - Australia	3	For	129	43.0			41	13.7	33	11.0	17	5.7	12	4.0	21	7.0
		Agst	111	37.0	1	0.3	61	20.3	35	11.7	34	11.3	7	2.3	12	4.0
CAN - Canada	3	For	137	45.7	3	1.0	46	15.3	31	10.3	16	5.3	13	4.3	12	4.0
		Agst	102	34.0	2	0.7	50	16.7	14	4.7	42	14.0	3	1.0	17	5.7
CHN - China	4	For	127	31.8	3	0.8	92	23.0	21	5.3	96	24.0	1	0.3	16	4.0
		Agst	224	56.0	4	1.0	76	19.0	45	11.3	7	1.8	35	8.8	12	3.0
GER - Germany	4	For	141	35.3	2	0.5	79	19.8	27	6.8	41	10.3	8	2.0	18	4.5
		Agst	164	41.0			58	14.5	31	7.8	19	4.8	14	3.5	18	4.5
GBR - Great Britain	3	For	115	38.3	1	0.3	46	15.3	32	10.7	23	7.7	4	1.3	9	3.0
		Agst	116	38.7			60	20.0	33	11.0	22	7.3	6	2.0	11	3.7
JPN - Japan	4	For	170	42.5			78	19.5	22	5.5	25	6.3	11	2.8	29	7.3
		Agst	169	42.3	2	0.5	73	18.3	32	8.0	25	6.3	14	3.5	18	4.5
NZL - New Zealand	4	For	163	40.8			75	18.8	33	8.3	22	5.5	21	5.3	12	3.0
		Agst	143	35.8	2	0.5	68	17.0	22	5.5	44	11.0	8	2.0	20	5.0
USA - United States	3	For	146	48.7	2	0.7	41	13.7	39	13.0	10	3.3	23	7.7	10	3.3
		Agst	99	33.0			52	17.3	26	8.7	57	19.0	6	2.0	19	6.3
<b>TOTALS FOR ALL TEAMS</b>			1128		11		498		238		250		93		127	

<b>Legend:</b>							
AB	Assist Block	Agst	Against	AS	Assist Pass	Avg	Average
EX	Exclusions	G	Games Played	TO	Turnover	Tot	Total



## OVERALL TEAM STATISTICS

各队汇总

NPC	G		Goals		Penalties		AS		AB		TO		Steals		EX	
			Tot	Avg	Tot	Avg	Tot	Avg	Tot	Avg	Tot	Avg	Tot	Avg	Tot	Avg
AUS - Australia	3	For	129	43.0			41	13.7	33	11.0	17	5.7	12	4.0	21	7.0
		Agst	111	37.0	1	0.3	61	20.3	35	11.7	34	11.3	7	2.3	12	4.0
CAN - Canada	3	For	137	45.7	3	1.0	46	15.3	31	10.3	16	5.3	13	4.3	12	4.0
		Agst	102	34.0	2	0.7	50	16.7	14	4.7	42	14.0	3	1.0	17	5.7
CHN - China	4	For	127	31.8	3	0.8	92	23.0	21	5.3	96	24.0	1	0.3	16	4.0
		Agst	224	56.0	4	1.0	76	19.0	45	11.3	7	1.8	35	8.8	12	3.0
GER - Germany	4	For	141	35.3	2	0.5	79	19.8	27	6.8	41	10.3	8	2.0	18	4.5
		Agst	164	41.0			58	14.5	31	7.8	19	4.8	14	3.5	18	4.5
GBR - Great Britain	4	For	147	36.8	1	0.3	63	15.8	50	12.5	29	7.3	5	1.3	15	3.8
		Agst	151	37.8			76	19.0	46	11.5	24	6.0	7	1.8	15	3.8
JPN - Japan	4	For	170	42.5			78	19.5	22	5.5	25	6.3	11	2.8	29	7.3
		Agst	169	42.3	2	0.5	73	18.3	32	8.0	25	6.3	14	3.5	18	4.5
NZL - New Zealand	4	For	163	40.8			75	18.8	33	8.3	22	5.5	21	5.3	12	3.0
		Agst	143	35.8	2	0.5	68	17.0	22	5.5	44	11.0	8	2.0	20	5.0
USA - United States	4	For	181	45.3	2	0.5	57	14.3	52	13.0	12	3.0	24	6.0	14	3.5
		Agst	131	32.8			69	17.3	44	11.0	63	15.8	7	1.8	25	6.3
<b>TOTALS FOR ALL TEAMS</b>			1195		11		531		269		258		95		137	

Legend:							
AB	Assist Block	Agst	Against	AS	Assist Pass	Avg	Average
EX	Exclusions	G	Games Played	TO	Turnover	Tot	Total



## OVERALL TEAM STATISTICS

各队汇总

NPC	G		Goals		Penalties		AS		AB		TO		Steals		EX	
			Tot	Avg	Tot	Avg	Tot	Avg	Tot	Avg	Tot	Avg	Tot	Avg	Tot	Avg
AUS - Australia	4	For	170	42.5			55	13.8	42	10.5	23	5.8	15	3.8	28	7.0
		Agst	151	37.8	1	0.3	74	18.5	40	10.0	43	10.8	9	2.3	16	4.0
CAN - Canada	4	For	177	44.3	3	0.8	59	14.8	36	9.0	25	6.3	15	3.8	16	4.0
		Agst	143	35.8	2	0.5	64	16.0	23	5.8	48	12.0	6	1.5	24	6.0
CHN - China	4	For	127	31.8	3	0.8	92	23.0	21	5.3	96	24.0	1	0.3	16	4.0
		Agst	224	56.0	4	1.0	76	19.0	45	11.3	7	1.8	35	8.8	12	3.0
GER - Germany	4	For	141	35.3	2	0.5	79	19.8	27	6.8	41	10.3	8	2.0	18	4.5
		Agst	164	41.0			58	14.5	31	7.8	19	4.8	14	3.5	18	4.5
GBR - Great Britain	4	For	147	36.8	1	0.3	63	15.8	50	12.5	29	7.3	5	1.3	15	3.8
		Agst	151	37.8			76	19.0	46	11.5	24	6.0	7	1.8	15	3.8
JPN - Japan	4	For	170	42.5			78	19.5	22	5.5	25	6.3	11	2.8	29	7.3
		Agst	169	42.3	2	0.5	73	18.3	32	8.0	25	6.3	14	3.5	18	4.5
NZL - New Zealand	4	For	163	40.8			75	18.8	33	8.3	22	5.5	21	5.3	12	3.0
		Agst	143	35.8	2	0.5	68	17.0	22	5.5	44	11.0	8	2.0	20	5.0
USA - United States	4	For	181	45.3	2	0.5	57	14.3	52	13.0	12	3.0	24	6.0	14	3.5
		Agst	131	32.8			69	17.3	44	11.0	63	15.8	7	1.8	25	6.3
<b>TOTALS FOR ALL TEAMS</b>			1276		11		558		283		273		100		148	

Legend:							
AB	Assist Block	Agst	Against	AS	Assist Pass	Avg	Average
EX	Exclusions	G	Games Played	TO	Turnover	Tot	Total



## OVERALL TEAM STATISTICS

各队汇总

NPC	G		Goals		Penalties		AS		AB		TO		Steals		EX	
			Tot	Avg	Tot	Avg	Tot	Avg	Tot	Avg	Tot	Avg	Tot	Avg	Tot	Avg
AUS - Australia	4	For	170	42.5			55	13.8	42	10.5	23	5.8	15	3.8	28	7.0
		Agst	151	37.8	1	0.3	74	18.5	40	10.0	43	10.8	9	2.3	16	4.0
CAN - Canada	4	For	177	44.3	3	0.8	59	14.8	36	9.0	25	6.3	15	3.8	16	4.0
		Agst	143	35.8	2	0.5	64	16.0	23	5.8	48	12.0	6	1.5	24	6.0
CHN - China	5	For	159	31.8	3	0.6	110	22.0	23	4.6	124	24.8	2	0.4	18	3.6
		Agst	282	56.4	5	1.0	94	18.8	57	11.4	12	2.4	44	8.8	18	3.6
GER - Germany	4	For	141	35.3	2	0.5	79	19.8	27	6.8	41	10.3	8	2.0	18	4.5
		Agst	164	41.0			58	14.5	31	7.8	19	4.8	14	3.5	18	4.5
GBR - Great Britain	4	For	147	36.8	1	0.3	63	15.8	50	12.5	29	7.3	5	1.3	15	3.8
		Agst	151	37.8			76	19.0	46	11.5	24	6.0	7	1.8	15	3.8
JPN - Japan	5	For	228	45.6	1	0.2	96	19.2	34	6.8	30	6.0	20	4.0	35	7.0
		Agst	201	40.2	2	0.4	91	18.2	34	6.8	53	10.6	15	3.0	20	4.0
NZL - New Zealand	4	For	163	40.8			75	18.8	33	8.3	22	5.5	21	5.3	12	3.0
		Agst	143	35.8	2	0.5	68	17.0	22	5.5	44	11.0	8	2.0	20	5.0
USA - United States	4	For	181	45.3	2	0.5	57	14.3	52	13.0	12	3.0	24	6.0	14	3.5
		Agst	131	32.8			69	17.3	44	11.0	63	15.8	7	1.8	25	6.3
<b>TOTALS FOR ALL TEAMS</b>			1366		12		594		297		306		110		156	

Legend:

AB	Assist Block	Agst	Against	AS	Assist Pass	Avg	Average
EX	Exclusions	G	Games Played	TO	Turnover	Tot	Total



## OVERALL TEAM STATISTICS

各队汇总

NPC	G		Goals		Penalties		AS		AB		TO		Steals		EX	
			Tot	Avg	Tot	Avg	Tot	Avg	Tot	Avg	Tot	Avg	Tot	Avg	Tot	Avg
AUS - Australia	4	For	170	42.5			55	13.8	42	10.5	23	5.8	15	3.8	28	7.0
		Agst	151	37.8	1	0.3	74	18.5	40	10.0	43	10.8	9	2.3	16	4.0
CAN - Canada	4	For	177	44.3	3	0.8	59	14.8	36	9.0	25	6.3	15	3.8	16	4.0
		Agst	143	35.8	2	0.5	64	16.0	23	5.8	48	12.0	6	1.5	24	6.0
CHN - China	5	For	159	31.8	3	0.6	110	22.0	23	4.6	124	24.8	2	0.4	18	3.6
		Agst	282	56.4	5	1.0	94	18.8	57	11.4	12	2.4	44	8.8	18	3.6
GER - Germany	5	For	166	33.2	3	0.6	96	19.2	34	6.8	43	8.6	8	1.6	21	4.2
		Agst	192	38.4			74	14.8	34	6.8	21	4.2	14	2.8	22	4.4
GBR - Great Britain	4	For	147	36.8	1	0.3	63	15.8	50	12.5	29	7.3	5	1.3	15	3.8
		Agst	151	37.8			76	19.0	46	11.5	24	6.0	7	1.8	15	3.8
JPN - Japan	5	For	228	45.6	1	0.2	96	19.2	34	6.8	30	6.0	20	4.0	35	7.0
		Agst	201	40.2	2	0.4	91	18.2	34	6.8	53	10.6	15	3.0	20	4.0
NZL - New Zealand	5	For	191	38.2			91	18.2	36	7.2	24	4.8	21	4.2	16	3.2
		Agst	168	33.6	3	0.6	85	17.0	29	5.8	46	9.2	8	1.6	23	4.6
USA - United States	4	For	181	45.3	2	0.5	57	14.3	52	13.0	12	3.0	24	6.0	14	3.5
		Agst	131	32.8			69	17.3	44	11.0	63	15.8	7	1.8	25	6.3
<b>TOTALS FOR ALL TEAMS</b>			1419		13		627		307		310		110		163	

<b>Legend:</b>							
AB	Assist Block	Agst	Against	AS	Assist Pass	Avg	Average
EX	Exclusions	G	Games Played	TO	Turnover	Tot	Total



## OVERALL TEAM STATISTICS

各队汇总

NPC	G		Goals		Penalties		AS		AB		TO		Steals		EX	
			Tot	Avg	Tot	Avg	Tot	Avg	Tot	Avg	Tot	Avg	Tot	Avg	Tot	Avg
AUS - Australia	4	For	170	42.5			55	13.8	42	10.5	23	5.8	15	3.8	28	7.0
		Agst	151	37.8	1	0.3	74	18.5	40	10.0	43	10.8	9	2.3	16	4.0
CAN - Canada	5	For	224	44.8	3	0.6	75	15.0	44	8.8	32	6.4	16	3.2	23	4.6
		Agst	184	36.8	2	0.4	82	16.4	36	7.2	60	12.0	6	1.2	28	5.6
CHN - China	5	For	159	31.8	3	0.6	110	22.0	23	4.6	124	24.8	2	0.4	18	3.6
		Agst	282	56.4	5	1.0	94	18.8	57	11.4	12	2.4	44	8.8	18	3.6
GER - Germany	5	For	166	33.2	3	0.6	96	19.2	34	6.8	43	8.6	8	1.6	21	4.2
		Agst	192	38.4			74	14.8	34	6.8	21	4.2	14	2.8	22	4.4
GBR - Great Britain	5	For	188	37.6	1	0.2	81	16.2	63	12.6	41	8.2	5	1.0	19	3.8
		Agst	198	39.6			92	18.4	54	10.8	31	6.2	8	1.6	22	4.4
JPN - Japan	5	For	228	45.6	1	0.2	96	19.2	34	6.8	30	6.0	20	4.0	35	7.0
		Agst	201	40.2	2	0.4	91	18.2	34	6.8	53	10.6	15	3.0	20	4.0
NZL - New Zealand	5	For	191	38.2			91	18.2	36	7.2	24	4.8	21	4.2	16	3.2
		Agst	168	33.6	3	0.6	85	17.0	29	5.8	46	9.2	8	1.6	23	4.6
USA - United States	4	For	181	45.3	2	0.5	57	14.3	52	13.0	12	3.0	24	6.0	14	3.5
		Agst	131	32.8			69	17.3	44	11.0	63	15.8	7	1.8	25	6.3
<b>TOTALS FOR ALL TEAMS</b>			1507		13		661		328		329		111		174	

Legend:

AB	Assist Block	Agst	Against	AS	Assist Pass	Avg	Average
EX	Exclusions	G	Games Played	TO	Turnover	Tot	Total



## OVERALL TEAM STATISTICS

各队汇总

NPC	G	Goals		Penalties		AS		AB		TO		Steals		EX		
		Tot	Avg	Tot	Avg	Tot	Avg	Tot	Avg	Tot	Avg	Tot	Avg	Tot	Avg	
AUS - Australia																
CAN - Canada	1	For	48	48.0	1	1.0	16	16.0	11	11.0	3	3.0	3	3.0	2	2.0
		Agst	40	40.0			23	23.0	3	3.0	7	7.0			10	10.0
CHN - China	1	For	30	30.0			26	26.0	12	12.0	33	33.0			4	4.0
		Agst	65	65.0	2	2.0	18	18.0	19	19.0	1	1.0	12	12.0	4	4.0
GER - Germany																
GBR - Great Britain																
JPN - Japan	1	For	40	40.0			23	23.0	3	3.0	7	7.0			10	10.0
		Agst	48	48.0	1	1.0	16	16.0	11	11.0	3	3.0	3	3.0	2	2.0
NZL - New Zealand																
USA - United States	1	For	65	65.0	2	2.0	18	18.0	19	19.0	1	1.0	12	12.0	4	4.0
		Agst	30	30.0			26	26.0	12	12.0	33	33.0			4	4.0
<b>TOTALS FOR ALL TEAMS</b>			183		3		83		45		44		15		20	

Legend:

AB	Assist Block	Agst	Against	AS	Assist Pass	Avg	Average
EX	Exclusions	G	Games Played	TO	Turnover	Tot	Total



## OVERALL TEAM STATISTICS

各队汇总

NPC	G		Goals		Penalties		AS		AB		TO		Steals		EX	
			Tot	Avg	Tot	Avg	Tot	Avg	Tot	Avg	Tot	Avg	Tot	Avg	Tot	Avg
AUS - Australia	5	For	214	42.8	1	0.2	70	14.0	51	10.2	38	7.6	18	3.6	34	6.8
		Agst	204	40.8	1	0.2	99	19.8	47	9.4	51	10.2	15	3.0	20	4.0
CAN - Canada	5	For	224	44.8	3	0.6	75	15.0	44	8.8	32	6.4	16	3.2	23	4.6
		Agst	184	36.8	2	0.4	82	16.4	36	7.2	60	12.0	6	1.2	28	5.6
CHN - China	5	For	159	31.8	3	0.6	110	22.0	23	4.6	124	24.8	2	0.4	18	3.6
		Agst	282	56.4	5	1.0	94	18.8	57	11.4	12	2.4	44	8.8	18	3.6
GER - Germany	5	For	166	33.2	3	0.6	96	19.2	34	6.8	43	8.6	8	1.6	21	4.2
		Agst	192	38.4			74	14.8	34	6.8	21	4.2	14	2.8	22	4.4
GBR - Great Britain	5	For	188	37.6	1	0.2	81	16.2	63	12.6	41	8.2	5	1.0	19	3.8
		Agst	198	39.6			92	18.4	54	10.8	31	6.2	8	1.6	22	4.4
JPN - Japan	5	For	228	45.6	1	0.2	96	19.2	34	6.8	30	6.0	20	4.0	35	7.0
		Agst	201	40.2	2	0.4	91	18.2	34	6.8	53	10.6	15	3.0	20	4.0
NZL - New Zealand	5	For	191	38.2			91	18.2	36	7.2	24	4.8	21	4.2	16	3.2
		Agst	168	33.6	3	0.6	85	17.0	29	5.8	46	9.2	8	1.6	23	4.6
USA - United States	5	For	234	46.8	2	0.4	82	16.4	59	11.8	20	4.0	30	6.0	18	3.6
		Agst	175	35.0	1	0.2	84	16.8	53	10.6	78	15.6	10	2.0	31	6.2
<b>TOTALS FOR ALL TEAMS</b>			1604		14		701		344		352		120		184	

Legend:							
AB	Assist Block	Agst	Against	AS	Assist Pass	Avg	Average
EX	Exclusions	G	Games Played	TO	Turnover	Tot	Total





## OVERALL TEAM STATISTICS

各队汇总

NPC	G		Goals		Penalties		AS		AB		TO		Steals		EX	
			Tot	Avg	Tot	Avg	Tot	Avg	Tot	Avg	Tot	Avg	Tot	Avg	Tot	Avg
AUS - Australia	1	For	47	47.0			14	14.0	10	10.0	4	4.0	7	7.0	5	5.0
		Agst	36	36.0	1	1.0	26	26.0	13	13.0	14	14.0	1	1.0	3	3.0
CAN - Canada	1	For	48	48.0	1	1.0	16	16.0	11	11.0	3	3.0	3	3.0	2	2.0
		Agst	40	40.0			23	23.0	3	3.0	7	7.0			10	10.0
CHN - China	1	For	30	30.0			26	26.0	12	12.0	33	33.0			4	4.0
		Agst	65	65.0	2	2.0	18	18.0	19	19.0	1	1.0	12	12.0	4	4.0
GER - Germany	1	For	36	36.0	1	1.0	26	26.0	13	13.0	14	14.0	1	1.0	3	3.0
		Agst	47	47.0			14	14.0	10	10.0	4	4.0	7	7.0	5	5.0
GBR - Great Britain		For														
		Agst														
JPN - Japan	1	For	40	40.0			23	23.0	3	3.0	7	7.0			10	10.0
		Agst	48	48.0	1	1.0	16	16.0	11	11.0	3	3.0	3	3.0	2	2.0
NZL - New Zealand		For														
		Agst														
USA - United States	1	For	65	65.0	2	2.0	18	18.0	19	19.0	1	1.0	12	12.0	4	4.0
		Agst	30	30.0			26	26.0	12	12.0	33	33.0			4	4.0
<b>TOTALS FOR ALL TEAMS</b>			266		4		123		68		62		23		28	

Legend:

AB	Assist Block	Agst	Against	AS	Assist Pass	Avg	Average
EX	Exclusions	G	Games Played	TO	Turnover	Tot	Total



## OVERALL TEAM STATISTICS

各队汇总

NPC	G		Goals		Penalties		AS		AB		TO		Steals		EX	
			Tot	Avg	Tot	Avg	Tot	Avg	Tot	Avg	Tot	Avg	Tot	Avg	Tot	Avg
AUS - Australia	1	For	47	47.0			14	14.0	10	10.0	4	4.0	7	7.0	5	5.0
		Agst	36	36.0	1	1.0	26	26.0	13	13.0	14	14.0	1	1.0	3	3.0
CAN - Canada	1	For	48	48.0	1	1.0	16	16.0	11	11.0	3	3.0	3	3.0	2	2.0
		Agst	40	40.0			23	23.0	3	3.0	7	7.0			10	10.0
CHN - China	1	For	30	30.0			26	26.0	12	12.0	33	33.0			4	4.0
		Agst	65	65.0	2	2.0	18	18.0	19	19.0	1	1.0	12	12.0	4	4.0
GER - Germany	1	For	36	36.0	1	1.0	26	26.0	13	13.0	14	14.0	1	1.0	3	3.0
		Agst	47	47.0			14	14.0	10	10.0	4	4.0	7	7.0	5	5.0
GBR - Great Britain	1	For	39	39.0	1	1.0	19	19.0	8	8.0	6	6.0	2	2.0	2	2.0
		Agst	38	38.0			24	24.0	13	13.0	5	5.0	2	2.0	3	3.0
JPN - Japan	1	For	40	40.0			23	23.0	3	3.0	7	7.0			10	10.0
		Agst	48	48.0	1	1.0	16	16.0	11	11.0	3	3.0	3	3.0	2	2.0
NZL - New Zealand	1	For	38	38.0			24	24.0	13	13.0	5	5.0	2	2.0	3	3.0
		Agst	39	39.0	1	1.0	19	19.0	8	8.0	6	6.0	2	2.0	2	2.0
USA - United States	1	For	65	65.0	2	2.0	18	18.0	19	19.0	1	1.0	12	12.0	4	4.0
		Agst	30	30.0			26	26.0	12	12.0	33	33.0			4	4.0
<b>TOTALS FOR ALL TEAMS</b>			<b>343</b>		<b>5</b>		<b>166</b>		<b>89</b>		<b>73</b>		<b>27</b>		<b>33</b>	

<b>Legend:</b>							
<b>AB</b>	Assist Block	<b>Agst</b>	Against	<b>AS</b>	Assist Pass	<b>Avg</b>	Average
<b>EX</b>	Exclusions	<b>G</b>	Games Played	<b>TO</b>	Turnover	<b>Tot</b>	Total



## OVERALL TEAM STATISTICS

各队汇总

NPC	G		Goals		Penalties		AS		AB		TO		Steals		EX	
			Tot	Avg	Tot	Avg	Tot	Avg	Tot	Avg	Tot	Avg	Tot	Avg	Tot	Avg
AUS - Australia	1	For	47	47.0			14	14.0	10	10.0	4	4.0	7	7.0	5	5.0
		Agst	36	36.0	1	1.0	26	26.0	13	13.0	14	14.0	1	1.0	3	3.0
CAN - Canada	2	For	105	52.5	3	1.5	43	21.5	25	12.5	5	2.5	10	5.0	2	1.0
		Agst	65	32.5	2	1.0	42	21.0	6	3.0	37	18.5			15	7.5
CHN - China	2	For	55	27.5	2	1.0	45	22.5	15	7.5	63	31.5			9	4.5
		Agst	122	61.0	4	2.0	45	22.5	33	16.5	3	1.5	19	9.5	4	2.0
GER - Germany	1	For	36	36.0	1	1.0	26	26.0	13	13.0	14	14.0	1	1.0	3	3.0
		Agst	47	47.0			14	14.0	10	10.0	4	4.0	7	7.0	5	5.0
GBR - Great Britain	1	For	39	39.0	1	1.0	19	19.0	8	8.0	6	6.0	2	2.0	2	2.0
		Agst	38	38.0			24	24.0	13	13.0	5	5.0	2	2.0	3	3.0
JPN - Japan	1	For	40	40.0			23	23.0	3	3.0	7	7.0			10	10.0
		Agst	48	48.0	1	1.0	16	16.0	11	11.0	3	3.0	3	3.0	2	2.0
NZL - New Zealand	1	For	38	38.0			24	24.0	13	13.0	5	5.0	2	2.0	3	3.0
		Agst	39	39.0	1	1.0	19	19.0	8	8.0	6	6.0	2	2.0	2	2.0
USA - United States	1	For	65	65.0	2	2.0	18	18.0	19	19.0	1	1.0	12	12.0	4	4.0
		Agst	30	30.0			26	26.0	12	12.0	33	33.0			4	4.0
<b>TOTALS FOR ALL TEAMS</b>			425		9		212		106		105		34		38	

<b>Legend:</b>							
AB	Assist Block	Agst	Against	AS	Assist Pass	Avg	Average
EX	Exclusions	G	Games Played	TO	Turnover	Tot	Total



## OVERALL TEAM STATISTICS

各队汇总

NPC	G		Goals		Penalties		AS		AB		TO		Steals		EX	
			Tot	Avg	Tot	Avg	Tot	Avg	Tot	Avg	Tot	Avg	Tot	Avg	Tot	Avg
AUS - Australia	1	For	47	47.0			14	14.0	10	10.0	4	4.0	7	7.0	5	5.0
		Agst	36	36.0	1	1.0	26	26.0	13	13.0	14	14.0	1	1.0	3	3.0
CAN - Canada	2	For	105	52.5	3	1.5	43	21.5	25	12.5	5	2.5	10	5.0	2	1.0
		Agst	65	32.5	2	1.0	42	21.0	6	3.0	37	18.5			15	7.5
CHN - China	2	For	55	27.5	2	1.0	45	22.5	15	7.5	63	31.5			9	4.5
		Agst	122	61.0	4	2.0	45	22.5	33	16.5	3	1.5	19	9.5	4	2.0
GER - Germany	1	For	36	36.0	1	1.0	26	26.0	13	13.0	14	14.0	1	1.0	3	3.0
		Agst	47	47.0			14	14.0	10	10.0	4	4.0	7	7.0	5	5.0
GBR - Great Britain	1	For	39	39.0	1	1.0	19	19.0	8	8.0	6	6.0	2	2.0	2	2.0
		Agst	38	38.0			24	24.0	13	13.0	5	5.0	2	2.0	3	3.0
JPN - Japan	2	For	77	38.5			46	23.0	11	5.5	20	10.0	3	1.5	15	7.5
		Agst	92	46.0	1	0.5	31	15.5	23	11.5	7	3.5	11	5.5	6	3.0
NZL - New Zealand	1	For	38	38.0			24	24.0	13	13.0	5	5.0	2	2.0	3	3.0
		Agst	39	39.0	1	1.0	19	19.0	8	8.0	6	6.0	2	2.0	2	2.0
USA - United States	2	For	109	54.5	2	1.0	33	16.5	31	15.5	5	2.5	20	10.0	8	4.0
		Agst	67	33.5			49	24.5	20	10.0	46	23.0	3	1.5	9	4.5
<b>TOTALS FOR ALL TEAMS</b>			506		9		250		126		122		45		47	

Legend:

AB	Assist Block	Agst	Against	AS	Assist Pass	Avg	Average
EX	Exclusions	G	Games Played	TO	Turnover	Tot	Total



## OVERALL TEAM STATISTICS

各队汇总

NPC	G		Goals		Penalties		AS		AB		TO		Steals		EX	
			Tot	Avg	Tot	Avg	Tot	Avg	Tot	Avg	Tot	Avg	Tot	Avg	Tot	Avg
AUS - Australia	2	For	86	43.0			22	11.0	18	9.0	12	6.0	10	5.0	15	7.5
		Agst	74	37.0	1	0.5	41	20.5	20	10.0	24	12.0	5	2.5	9	4.5
CAN - Canada	2	For	105	52.5	3	1.5	43	21.5	25	12.5	5	2.5	10	5.0	2	1.0
		Agst	65	32.5	2	1.0	42	21.0	6	3.0	37	18.5			15	7.5
CHN - China	2	For	55	27.5	2	1.0	45	22.5	15	7.5	63	31.5			9	4.5
		Agst	122	61.0	4	2.0	45	22.5	33	16.5	3	1.5	19	9.5	4	2.0
GER - Germany	1	For	36	36.0	1	1.0	26	26.0	13	13.0	14	14.0	1	1.0	3	3.0
		Agst	47	47.0			14	14.0	10	10.0	4	4.0	7	7.0	5	5.0
GBR - Great Britain	1	For	39	39.0	1	1.0	19	19.0	8	8.0	6	6.0	2	2.0	2	2.0
		Agst	38	38.0			24	24.0	13	13.0	5	5.0	2	2.0	3	3.0
JPN - Japan	2	For	77	38.5			46	23.0	11	5.5	20	10.0	3	1.5	15	7.5
		Agst	92	46.0	1	0.5	31	15.5	23	11.5	7	3.5	11	5.5	6	3.0
NZL - New Zealand	2	For	76	38.0			39	19.5	20	10.0	15	7.5	6	3.0	9	4.5
		Agst	78	39.0	1	0.5	27	13.5	16	8.0	14	7.0	5	2.5	12	6.0
USA - United States	2	For	109	54.5	2	1.0	33	16.5	31	15.5	5	2.5	20	10.0	8	4.0
		Agst	67	33.5			49	24.5	20	10.0	46	23.0	3	1.5	9	4.5
<b>TOTALS FOR ALL TEAMS</b>			<b>583</b>		<b>9</b>		<b>273</b>		<b>141</b>		<b>140</b>		<b>52</b>		<b>63</b>	

Legend:

AB	Assist Block	Agst	Against	AS	Assist Pass	Avg	Average
EX	Exclusions	G	Games Played	TO	Turnover	Tot	Total



## OVERALL TEAM STATISTICS

各队汇总

NPC	G		Goals		Penalties		AS		AB		TO		Steals		EX	
			Tot	Avg	Tot	Avg	Tot	Avg	Tot	Avg	Tot	Avg	Tot	Avg	Tot	Avg
AUS - Australia	2	For	86	43.0			22	11.0	18	9.0	12	6.0	10	5.0	15	7.5
		Agst	74	37.0	1	0.5	41	20.5	20	10.0	24	12.0	5	2.5	9	4.5
CAN - Canada	2	For	105	52.5	3	1.5	43	21.5	25	12.5	5	2.5	10	5.0	2	1.0
		Agst	65	32.5	2	1.0	42	21.0	6	3.0	37	18.5			15	7.5
CHN - China	2	For	55	27.5	2	1.0	45	22.5	15	7.5	63	31.5			9	4.5
		Agst	122	61.0	4	2.0	45	22.5	33	16.5	3	1.5	19	9.5	4	2.0
GER - Germany	2	For	71	35.5	1	0.5	43	21.5	18	9.0	26	13.0	3	1.5	5	2.5
		Agst	86	43.0			21	10.5	19	9.5	11	5.5	7	3.5	9	4.5
GBR - Great Britain	2	For	78	39.0	1	0.5	26	13.0	17	8.5	13	6.5	2	1.0	6	3.0
		Agst	73	36.5			41	20.5	18	9.0	17	8.5	4	2.0	5	2.5
JPN - Japan	2	For	77	38.5			46	23.0	11	5.5	20	10.0	3	1.5	15	7.5
		Agst	92	46.0	1	0.5	31	15.5	23	11.5	7	3.5	11	5.5	6	3.0
NZL - New Zealand	2	For	76	38.0			39	19.5	20	10.0	15	7.5	6	3.0	9	4.5
		Agst	78	39.0	1	0.5	27	13.5	16	8.0	14	7.0	5	2.5	12	6.0
USA - United States	2	For	109	54.5	2	1.0	33	16.5	31	15.5	5	2.5	20	10.0	8	4.0
		Agst	67	33.5			49	24.5	20	10.0	46	23.0	3	1.5	9	4.5
<b>TOTALS FOR ALL TEAMS</b>			657		9		297		155		159		54		69	

Legend:

AB	Assist Block	Agst	Against	AS	Assist Pass	Avg	Average
EX	Exclusions	G	Games Played	TO	Turnover	Tot	Total



## OVERALL TEAM STATISTICS

各队汇总

NPC	G		Goals		Penalties		AS		AB		TO		Steals		EX	
			Tot	Avg	Tot	Avg	Tot	Avg	Tot	Avg	Tot	Avg	Tot	Avg	Tot	Avg
AUS - Australia	2	For	86	43.0			22	11.0	18	9.0	12	6.0	10	5.0	15	7.5
		Agst	74	37.0	1	0.5	41	20.5	20	10.0	24	12.0	5	2.5	9	4.5
CAN - Canada	2	For	105	52.5	3	1.5	43	21.5	25	12.5	5	2.5	10	5.0	2	1.0
		Agst	65	32.5	2	1.0	42	21.0	6	3.0	37	18.5			15	7.5
CHN - China	3	For	93	31.0	2	0.7	73	24.3	20	6.7	78	26.0			15	5.0
		Agst	177	59.0	4	1.3	62	20.7	40	13.3	4	1.3	26	8.7	10	3.3
GER - Germany	2	For	71	35.5	1	0.5	43	21.5	18	9.0	26	13.0	3	1.5	5	2.5
		Agst	86	43.0			21	10.5	19	9.5	11	5.5	7	3.5	9	4.5
GBR - Great Britain	2	For	78	39.0	1	0.5	26	13.0	17	8.5	13	6.5	2	1.0	6	3.0
		Agst	73	36.5			41	20.5	18	9.0	17	8.5	4	2.0	5	2.5
JPN - Japan	3	For	132	44.0			63	21.0	18	6.0	21	7.0	10	3.3	21	7.0
		Agst	130	43.3	1	0.3	59	19.7	28	9.3	22	7.3	11	3.7	12	4.0
NZL - New Zealand	2	For	76	38.0			39	19.5	20	10.0	15	7.5	6	3.0	9	4.5
		Agst	78	39.0	1	0.5	27	13.5	16	8.0	14	7.0	5	2.5	12	6.0
USA - United States	2	For	109	54.5	2	1.0	33	16.5	31	15.5	5	2.5	20	10.0	8	4.0
		Agst	67	33.5			49	24.5	20	10.0	46	23.0	3	1.5	9	4.5
<b>TOTALS FOR ALL TEAMS</b>			750		9		342		167		175		61		81	

Legend:							
AB	Assist Block	Agst	Against	AS	Assist Pass	Avg	Average
EX	Exclusions	G	Games Played	TO	Turnover	Tot	Total



## TEAM STATISTICS

球队技术统计

PENALTIES					
Rk	NPC	NPC Code	G	Total	Avg
1	UNITED STATES	USA	1	2	2.0

GOALS					
Rk	NPC	NPC Code	G	Total	Avg
1	UNITED STATES	USA	1	65	65.0
2	CHINA	CHN	1	30	30.0

STEALS					
Rk	NPC	NPC Code	G	Total	Avg
1	UNITED STATES	USA	1	12	12.0

TURNOVERS					
Rk	NPC	NPC Code	G	Total	Avg
1	CHINA	CHN	1	33	33.0
2	UNITED STATES	USA	1	1	1.0

BLOCKS					
Rk	NPC	NPC Code	G	Total	Avg
1	UNITED STATES	USA	1	19	19.0
2	CHINA	CHN	1	12	12.0

ASSIST PASS					
Rk	NPC	NPC Code	G	Total	Avg
1	CHINA	CHN	1	26	26.0
2	UNITED STATES	USA	1	18	18.0

EXCLUSIONS					
Rk	NPC	NPC Code	G	Total	Avg
1	CHINA	CHN	1	4	4.0
	UNITED STATES	USA	1	4	4.0

Legend: Avg Average per game G Games played Rk Rank





## TEAM STATISTICS

球队技术统计

PENALTIES					
Rk	NPC	NPC Code	G	Total	Avg
1	CANADA	CAN	3	3	1.0
2	CHINA	CHN	3	2	0.7
	UNITED STATES	USA	3	2	0.7
4	GERMANY	GER	2	1	0.5
	GREAT BRITAIN	GBR	2	1	0.5

GOALS					
Rk	NPC	NPC Code	G	Total	Avg
1	UNITED STATES	USA	3	146	48.7
2	CANADA	CAN	3	137	45.7
3	JAPAN	JPN	3	132	44.0
4	CHINA	CHN	3	93	31.0
5	AUSTRALIA	AUS	2	86	43.0
6	GREAT BRITAIN	GBR	2	78	39.0
7	NEW ZEALAND	NZL	2	76	38.0
8	GERMANY	GER	2	71	35.5

STEALS					
Rk	NPC	NPC Code	G	Total	Avg
1	UNITED STATES	USA	3	23	7.7
2	CANADA	CAN	3	13	4.3
3	AUSTRALIA	AUS	2	10	5.0
	JAPAN	JPN	3	10	3.3
5	NEW ZEALAND	NZL	2	6	3.0
6	GERMANY	GER	2	3	1.5
7	GREAT BRITAIN	GBR	2	2	1.0

TURNOVERS					
Rk	NPC	NPC Code	G	Total	Avg
1	CHINA	CHN	3	78	26.0
2	GERMANY	GER	2	26	13.0
3	JAPAN	JPN	3	21	7.0
4	CANADA	CAN	3	16	5.3
5	NEW ZEALAND	NZL	2	15	7.5
6	GREAT BRITAIN	GBR	2	13	6.5
7	AUSTRALIA	AUS	2	12	6.0
8	UNITED STATES	USA	3	10	3.3

BLOCKS					
Rk	NPC	NPC Code	G	Total	Avg
1	UNITED STATES	USA	3	39	13.0
2	CANADA	CAN	3	31	10.3
3	CHINA	CHN	3	20	6.7
	NEW ZEALAND	NZL	2	20	10.0
5	AUSTRALIA	AUS	2	18	9.0
	GERMANY	GER	2	18	9.0
	JAPAN	JPN	3	18	6.0
8	GREAT BRITAIN	GBR	2	17	8.5

ASSIST PASS					
Rk	NPC	NPC Code	G	Total	Avg
1	CHINA	CHN	3	73	24.3
2	JAPAN	JPN	3	63	21.0
3	CANADA	CAN	3	46	15.3
4	GERMANY	GER	2	43	21.5
5	UNITED STATES	USA	3	41	13.7
6	NEW ZEALAND	NZL	2	39	19.5
7	GREAT BRITAIN	GBR	2	26	13.0
8	AUSTRALIA	AUS	2	22	11.0

EXCLUSIONS					
Rk	NPC	NPC Code	G	Total	Avg
1	JAPAN	JPN	3	21	7.0
2	AUSTRALIA	AUS	2	15	7.5
	CHINA	CHN	3	15	5.0
4	CANADA	CAN	3	12	4.0
5	UNITED STATES	USA	3	10	3.3
6	NEW ZEALAND	NZL	2	9	4.5
7	GREAT BRITAIN	GBR	2	6	3.0
8	GERMANY	GER	2	5	2.5

Legend: Avg Average per game G Games played Rk Rank



## TEAM STATISTICS

球队技术统计

PENALTIES					
Rk	NPC	NPC Code	G	Total	Avg
1	CANADA	CAN	3	3	1.0
2	CHINA	CHN	3	2	0.7
	UNITED STATES	USA	3	2	0.7
4	GERMANY	GER	2	1	0.5
	GREAT BRITAIN	GBR	3	1	0.3

GOALS					
Rk	NPC	NPC Code	G	Total	Avg
1	UNITED STATES	USA	3	146	48.7
2	CANADA	CAN	3	137	45.7
3	JAPAN	JPN	3	132	44.0
4	AUSTRALIA	AUS	3	129	43.0
5	GREAT BRITAIN	GBR	3	115	38.3
6	CHINA	CHN	3	93	31.0
7	NEW ZEALAND	NZL	2	76	38.0
8	GERMANY	GER	2	71	35.5

STEALS					
Rk	NPC	NPC Code	G	Total	Avg
1	UNITED STATES	USA	3	23	7.7
2	CANADA	CAN	3	13	4.3
3	AUSTRALIA	AUS	3	12	4.0
4	JAPAN	JPN	3	10	3.3
5	NEW ZEALAND	NZL	2	6	3.0
6	GREAT BRITAIN	GBR	3	4	1.3
7	GERMANY	GER	2	3	1.5

TURNOVERS					
Rk	NPC	NPC Code	G	Total	Avg
1	CHINA	CHN	3	78	26.0
2	GERMANY	GER	2	26	13.0
3	GREAT BRITAIN	GBR	3	23	7.7
4	JAPAN	JPN	3	21	7.0
5	AUSTRALIA	AUS	3	17	5.7
6	CANADA	CAN	3	16	5.3
7	NEW ZEALAND	NZL	2	15	7.5
8	UNITED STATES	USA	3	10	3.3

BLOCKS					
Rk	NPC	NPC Code	G	Total	Avg
1	UNITED STATES	USA	3	39	13.0
2	AUSTRALIA	AUS	3	33	11.0
3	GREAT BRITAIN	GBR	3	32	10.7
4	CANADA	CAN	3	31	10.3
5	CHINA	CHN	3	20	6.7
	NEW ZEALAND	NZL	2	20	10.0
7	GERMANY	GER	2	18	9.0
	JAPAN	JPN	3	18	6.0

ASSIST PASS					
Rk	NPC	NPC Code	G	Total	Avg
1	CHINA	CHN	3	73	24.3
2	JAPAN	JPN	3	63	21.0
3	CANADA	CAN	3	46	15.3
	GREAT BRITAIN	GBR	3	46	15.3
5	GERMANY	GER	2	43	21.5
6	AUSTRALIA	AUS	3	41	13.7
	UNITED STATES	USA	3	41	13.7
8	NEW ZEALAND	NZL	2	39	19.5

EXCLUSIONS					
Rk	NPC	NPC Code	G	Total	Avg
1	AUSTRALIA	AUS	3	21	7.0
	JAPAN	JPN	3	21	7.0
3	CHINA	CHN	3	15	5.0
4	CANADA	CAN	3	12	4.0
5	UNITED STATES	USA	3	10	3.3
6	GREAT BRITAIN	GBR	3	9	3.0
	NEW ZEALAND	NZL	2	9	4.5
8	GERMANY	GER	2	5	2.5

Legend: Avg Average per game G Games played Rk Rank



## TEAM STATISTICS

球队技术统计

PENALTIES					
Rk	NPC	NPC Code	G	Total	Avg
1	CANADA	CAN	3	3	1.0
2	CHINA	CHN	3	2	0.7
	UNITED STATES	USA	3	2	0.7
4	GERMANY	GER	3	1	0.3
	GREAT BRITAIN	GBR	3	1	0.3

GOALS					
Rk	NPC	NPC Code	G	Total	Avg
1	UNITED STATES	USA	3	146	48.7
2	CANADA	CAN	3	137	45.7
3	JAPAN	JPN	3	132	44.0
4	AUSTRALIA	AUS	3	129	43.0
5	NEW ZEALAND	NZL	3	116	38.7
6	GREAT BRITAIN	GBR	3	115	38.3
7	GERMANY	GER	3	102	34.0
8	CHINA	CHN	3	93	31.0

STEALS					
Rk	NPC	NPC Code	G	Total	Avg
1	UNITED STATES	USA	3	23	7.7
2	CANADA	CAN	3	13	4.3
3	AUSTRALIA	AUS	3	12	4.0
	NEW ZEALAND	NZL	3	12	4.0
5	JAPAN	JPN	3	10	3.3
6	GERMANY	GER	3	5	1.7
7	GREAT BRITAIN	GBR	3	4	1.3

TURNOVERS					
Rk	NPC	NPC Code	G	Total	Avg
1	CHINA	CHN	3	78	26.0
2	GERMANY	GER	3	38	12.7
3	GREAT BRITAIN	GBR	3	23	7.7
4	JAPAN	JPN	3	21	7.0
5	NEW ZEALAND	NZL	3	19	6.3
6	AUSTRALIA	AUS	3	17	5.7
7	CANADA	CAN	3	16	5.3
8	UNITED STATES	USA	3	10	3.3

BLOCKS					
Rk	NPC	NPC Code	G	Total	Avg
1	UNITED STATES	USA	3	39	13.0
2	AUSTRALIA	AUS	3	33	11.0
3	GREAT BRITAIN	GBR	3	32	10.7
4	CANADA	CAN	3	31	10.3
5	NEW ZEALAND	NZL	3	28	9.3
6	GERMANY	GER	3	23	7.7
7	CHINA	CHN	3	20	6.7
8	JAPAN	JPN	3	18	6.0

ASSIST PASS					
Rk	NPC	NPC Code	G	Total	Avg
1	CHINA	CHN	3	73	24.3
2	GERMANY	GER	3	65	21.7
3	JAPAN	JPN	3	63	21.0
4	NEW ZEALAND	NZL	3	61	20.3
5	CANADA	CAN	3	46	15.3
	GREAT BRITAIN	GBR	3	46	15.3
7	AUSTRALIA	AUS	3	41	13.7
	UNITED STATES	USA	3	41	13.7

EXCLUSIONS					
Rk	NPC	NPC Code	G	Total	Avg
1	AUSTRALIA	AUS	3	21	7.0
	JAPAN	JPN	3	21	7.0
3	CHINA	CHN	3	15	5.0
4	CANADA	CAN	3	12	4.0
	GERMANY	GER	3	12	4.0
6	NEW ZEALAND	NZL	3	10	3.3
	UNITED STATES	USA	3	10	3.3
8	GREAT BRITAIN	GBR	3	9	3.0

Legend: Avg Average per game G Games played Rk Rank



## TEAM STATISTICS

球队技术统计

PENALTIES					
Rk	NPC	NPC Code	G	Total	Avg
1	CANADA	CAN	3	3	1.0
2	CHINA	CHN	3	2	0.7
	GERMANY	GER	4	2	0.5
	UNITED STATES	USA	3	2	0.7
5	GREAT BRITAIN	GBR	3	1	0.3

GOALS					
Rk	NPC	NPC Code	G	Total	Avg
1	JAPAN	JPN	4	170	42.5
2	UNITED STATES	USA	3	146	48.7
3	GERMANY	GER	4	141	35.3
4	CANADA	CAN	3	137	45.7
5	AUSTRALIA	AUS	3	129	43.0
6	NEW ZEALAND	NZL	3	116	38.7
7	GREAT BRITAIN	GBR	3	115	38.3
8	CHINA	CHN	3	93	31.0

STEALS					
Rk	NPC	NPC Code	G	Total	Avg
1	UNITED STATES	USA	3	23	7.7
2	CANADA	CAN	3	13	4.3
3	AUSTRALIA	AUS	3	12	4.0
	NEW ZEALAND	NZL	3	12	4.0
5	JAPAN	JPN	4	11	2.8
6	GERMANY	GER	4	8	2.0
7	GREAT BRITAIN	GBR	3	4	1.3

TURNOVERS					
Rk	NPC	NPC Code	G	Total	Avg
1	CHINA	CHN	3	78	26.0
2	GERMANY	GER	4	41	10.3
3	JAPAN	JPN	4	25	6.3
4	GREAT BRITAIN	GBR	3	23	7.7
5	NEW ZEALAND	NZL	3	19	6.3
6	AUSTRALIA	AUS	3	17	5.7
7	CANADA	CAN	3	16	5.3
8	UNITED STATES	USA	3	10	3.3

BLOCKS					
Rk	NPC	NPC Code	G	Total	Avg
1	UNITED STATES	USA	3	39	13.0
2	AUSTRALIA	AUS	3	33	11.0
3	GREAT BRITAIN	GBR	3	32	10.7
4	CANADA	CAN	3	31	10.3
5	NEW ZEALAND	NZL	3	28	9.3
6	GERMANY	GER	4	27	6.8
7	JAPAN	JPN	4	22	5.5
8	CHINA	CHN	3	20	6.7

ASSIST PASS					
Rk	NPC	NPC Code	G	Total	Avg
1	GERMANY	GER	4	79	19.8
2	JAPAN	JPN	4	78	19.5
3	CHINA	CHN	3	73	24.3
4	NEW ZEALAND	NZL	3	61	20.3
5	CANADA	CAN	3	46	15.3
	GREAT BRITAIN	GBR	3	46	15.3
7	AUSTRALIA	AUS	3	41	13.7
	UNITED STATES	USA	3	41	13.7

EXCLUSIONS					
Rk	NPC	NPC Code	G	Total	Avg
1	JAPAN	JPN	4	29	7.3
2	AUSTRALIA	AUS	3	21	7.0
3	GERMANY	GER	4	18	4.5
4	CHINA	CHN	3	15	5.0
5	CANADA	CAN	3	12	4.0
6	NEW ZEALAND	NZL	3	10	3.3
	UNITED STATES	USA	3	10	3.3
8	GREAT BRITAIN	GBR	3	9	3.0

Legend: Avg Average per game G Games played Rk Rank



## TEAM STATISTICS

球队技术统计

PENALTIES					
Rk	NPC	NPC Code	G	Total	Avg
1	CANADA	CAN	3	3	1.0
	CHINA	CHN	4	3	0.8
3	GERMANY	GER	4	2	0.5
	UNITED STATES	USA	3	2	0.7
5	GREAT BRITAIN	GBR	3	1	0.3

GOALS					
Rk	NPC	NPC Code	G	Total	Avg
1	JAPAN	JPN	4	170	42.5
2	NEW ZEALAND	NZL	4	163	40.8
3	UNITED STATES	USA	3	146	48.7
4	GERMANY	GER	4	141	35.3
5	CANADA	CAN	3	137	45.7
6	AUSTRALIA	AUS	3	129	43.0
7	CHINA	CHN	4	127	31.8
8	GREAT BRITAIN	GBR	3	115	38.3

STEALS					
Rk	NPC	NPC Code	G	Total	Avg
1	UNITED STATES	USA	3	23	7.7
2	NEW ZEALAND	NZL	4	21	5.3
3	CANADA	CAN	3	13	4.3
4	AUSTRALIA	AUS	3	12	4.0
5	JAPAN	JPN	4	11	2.8
6	GERMANY	GER	4	8	2.0
7	GREAT BRITAIN	GBR	3	4	1.3
8	CHINA	CHN	4	1	0.3

TURNOVERS					
Rk	NPC	NPC Code	G	Total	Avg
1	CHINA	CHN	4	96	24.0
2	GERMANY	GER	4	41	10.3
3	JAPAN	JPN	4	25	6.3
4	GREAT BRITAIN	GBR	3	23	7.7
5	NEW ZEALAND	NZL	4	22	5.5
6	AUSTRALIA	AUS	3	17	5.7
7	CANADA	CAN	3	16	5.3
8	UNITED STATES	USA	3	10	3.3

BLOCKS					
Rk	NPC	NPC Code	G	Total	Avg
1	UNITED STATES	USA	3	39	13.0
2	AUSTRALIA	AUS	3	33	11.0
	NEW ZEALAND	NZL	4	33	8.3
4	GREAT BRITAIN	GBR	3	32	10.7
5	CANADA	CAN	3	31	10.3
6	GERMANY	GER	4	27	6.8
7	JAPAN	JPN	4	22	5.5
8	CHINA	CHN	4	21	5.3

ASSIST PASS					
Rk	NPC	NPC Code	G	Total	Avg
1	CHINA	CHN	4	92	23.0
2	GERMANY	GER	4	79	19.8
3	JAPAN	JPN	4	78	19.5
4	NEW ZEALAND	NZL	4	75	18.8
5	CANADA	CAN	3	46	15.3
	GREAT BRITAIN	GBR	3	46	15.3
7	AUSTRALIA	AUS	3	41	13.7
	UNITED STATES	USA	3	41	13.7

EXCLUSIONS					
Rk	NPC	NPC Code	G	Total	Avg
1	JAPAN	JPN	4	29	7.3
2	AUSTRALIA	AUS	3	21	7.0
3	GERMANY	GER	4	18	4.5
4	CHINA	CHN	4	16	4.0
5	CANADA	CAN	3	12	4.0
	NEW ZEALAND	NZL	4	12	3.0
7	UNITED STATES	USA	3	10	3.3
8	GREAT BRITAIN	GBR	3	9	3.0

Legend: Avg Average per game G Games played Rk Rank



## TEAM STATISTICS

球队技术统计

PENALTIES					
Rk	NPC	NPC Code	G	Total	Avg
1	CANADA	CAN	3	3	1.0
	CHINA	CHN	4	3	0.8
3	GERMANY	GER	4	2	0.5
	UNITED STATES	USA	4	2	0.5
5	GREAT BRITAIN	GBR	4	1	0.3

GOALS					
Rk	NPC	NPC Code	G	Total	Avg
1	UNITED STATES	USA	4	181	45.3
2	JAPAN	JPN	4	170	42.5
3	NEW ZEALAND	NZL	4	163	40.8
4	GREAT BRITAIN	GBR	4	147	36.8
5	GERMANY	GER	4	141	35.3
6	CANADA	CAN	3	137	45.7
7	AUSTRALIA	AUS	3	129	43.0
8	CHINA	CHN	4	127	31.8

STEALS					
Rk	NPC	NPC Code	G	Total	Avg
1	UNITED STATES	USA	4	24	6.0
2	NEW ZEALAND	NZL	4	21	5.3
3	CANADA	CAN	3	13	4.3
4	AUSTRALIA	AUS	3	12	4.0
5	JAPAN	JPN	4	11	2.8
6	GERMANY	GER	4	8	2.0
7	GREAT BRITAIN	GBR	4	5	1.3
8	CHINA	CHN	4	1	0.3

TURNOVERS					
Rk	NPC	NPC Code	G	Total	Avg
1	CHINA	CHN	4	96	24.0
2	GERMANY	GER	4	41	10.3
3	GREAT BRITAIN	GBR	4	29	7.3
4	JAPAN	JPN	4	25	6.3
5	NEW ZEALAND	NZL	4	22	5.5
6	AUSTRALIA	AUS	3	17	5.7
7	CANADA	CAN	3	16	5.3
8	UNITED STATES	USA	4	12	3.0

BLOCKS					
Rk	NPC	NPC Code	G	Total	Avg
1	UNITED STATES	USA	4	52	13.0
2	GREAT BRITAIN	GBR	4	50	12.5
3	AUSTRALIA	AUS	3	33	11.0
	NEW ZEALAND	NZL	4	33	8.3
5	CANADA	CAN	3	31	10.3
6	GERMANY	GER	4	27	6.8
7	JAPAN	JPN	4	22	5.5
8	CHINA	CHN	4	21	5.3

ASSIST PASS					
Rk	NPC	NPC Code	G	Total	Avg
1	CHINA	CHN	4	92	23.0
2	GERMANY	GER	4	79	19.8
3	JAPAN	JPN	4	78	19.5
4	NEW ZEALAND	NZL	4	75	18.8
5	GREAT BRITAIN	GBR	4	63	15.8
6	UNITED STATES	USA	4	57	14.3
7	CANADA	CAN	3	46	15.3
8	AUSTRALIA	AUS	3	41	13.7

EXCLUSIONS					
Rk	NPC	NPC Code	G	Total	Avg
1	JAPAN	JPN	4	29	7.3
2	AUSTRALIA	AUS	3	21	7.0
3	GERMANY	GER	4	18	4.5
4	CHINA	CHN	4	16	4.0
5	GREAT BRITAIN	GBR	4	15	3.8
6	UNITED STATES	USA	4	14	3.5
7	CANADA	CAN	3	12	4.0
	NEW ZEALAND	NZL	4	12	3.0

Legend: Avg Average per game G Games played Rk Rank



## TEAM STATISTICS

球队技术统计

PENALTIES					
Rk	NPC	NPC Code	G	Total	Avg
1	CANADA	CAN	4	3	0.8
	CHINA	CHN	4	3	0.8
3	GERMANY	GER	4	2	0.5
	UNITED STATES	USA	4	2	0.5
5	GREAT BRITAIN	GBR	4	1	0.3

GOALS					
Rk	NPC	NPC Code	G	Total	Avg
1	UNITED STATES	USA	4	181	45.3
2	CANADA	CAN	4	177	44.3
3	AUSTRALIA	AUS	4	170	42.5
	JAPAN	JPN	4	170	42.5
5	NEW ZEALAND	NZL	4	163	40.8
6	GREAT BRITAIN	GBR	4	147	36.8
7	GERMANY	GER	4	141	35.3
8	CHINA	CHN	4	127	31.8

STEALS					
Rk	NPC	NPC Code	G	Total	Avg
1	UNITED STATES	USA	4	24	6.0
2	NEW ZEALAND	NZL	4	21	5.3
3	AUSTRALIA	AUS	4	15	3.8
	CANADA	CAN	4	15	3.8
5	JAPAN	JPN	4	11	2.8
6	GERMANY	GER	4	8	2.0
7	GREAT BRITAIN	GBR	4	5	1.3
8	CHINA	CHN	4	1	0.3

TURNOVERS					
Rk	NPC	NPC Code	G	Total	Avg
1	CHINA	CHN	4	96	24.0
2	GERMANY	GER	4	41	10.3
3	GREAT BRITAIN	GBR	4	29	7.3
4	CANADA	CAN	4	25	6.3
	JAPAN	JPN	4	25	6.3
6	AUSTRALIA	AUS	4	23	5.8
7	NEW ZEALAND	NZL	4	22	5.5
8	UNITED STATES	USA	4	12	3.0

BLOCKS					
Rk	NPC	NPC Code	G	Total	Avg
1	UNITED STATES	USA	4	52	13.0
2	GREAT BRITAIN	GBR	4	50	12.5
3	AUSTRALIA	AUS	4	42	10.5
4	CANADA	CAN	4	36	9.0
5	NEW ZEALAND	NZL	4	33	8.3
6	GERMANY	GER	4	27	6.8
7	JAPAN	JPN	4	22	5.5
8	CHINA	CHN	4	21	5.3

ASSIST PASS					
Rk	NPC	NPC Code	G	Total	Avg
1	CHINA	CHN	4	92	23.0
2	GERMANY	GER	4	79	19.8
3	JAPAN	JPN	4	78	19.5
4	NEW ZEALAND	NZL	4	75	18.8
5	GREAT BRITAIN	GBR	4	63	15.8
6	CANADA	CAN	4	59	14.8
7	UNITED STATES	USA	4	57	14.3
8	AUSTRALIA	AUS	4	55	13.8

EXCLUSIONS					
Rk	NPC	NPC Code	G	Total	Avg
1	JAPAN	JPN	4	29	7.3
2	AUSTRALIA	AUS	4	28	7.0
3	GERMANY	GER	4	18	4.5
4	CANADA	CAN	4	16	4.0
	CHINA	CHN	4	16	4.0
6	GREAT BRITAIN	GBR	4	15	3.8
7	UNITED STATES	USA	4	14	3.5
8	NEW ZEALAND	NZL	4	12	3.0

Legend: Avg Average per game G Games played Rk Rank



## TEAM STATISTICS

球队技术统计

PENALTIES					
Rk	NPC	NPC Code	G	Total	Avg
1	CANADA	CAN	4	3	0.8
	CHINA	CHN	5	3	0.6
3	GERMANY	GER	4	2	0.5
	UNITED STATES	USA	4	2	0.5
5	GREAT BRITAIN	GBR	4	1	0.3
	JAPAN	JPN	5	1	0.2

GOALS					
Rk	NPC	NPC Code	G	Total	Avg
1	JAPAN	JPN	5	228	45.6
2	UNITED STATES	USA	4	181	45.3
3	CANADA	CAN	4	177	44.3
4	AUSTRALIA	AUS	4	170	42.5
5	NEW ZEALAND	NZL	4	163	40.8
6	CHINA	CHN	5	159	31.8
7	GREAT BRITAIN	GBR	4	147	36.8
8	GERMANY	GER	4	141	35.3

STEALS					
Rk	NPC	NPC Code	G	Total	Avg
1	UNITED STATES	USA	4	24	6.0
2	NEW ZEALAND	NZL	4	21	5.3
3	JAPAN	JPN	5	20	4.0
4	AUSTRALIA	AUS	4	15	3.8
	CANADA	CAN	4	15	3.8
6	GERMANY	GER	4	8	2.0
7	GREAT BRITAIN	GBR	4	5	1.3
8	CHINA	CHN	5	2	0.4

TURNOVERS					
Rk	NPC	NPC Code	G	Total	Avg
1	CHINA	CHN	5	124	24.8
2	GERMANY	GER	4	41	10.3
3	JAPAN	JPN	5	30	6.0
4	GREAT BRITAIN	GBR	4	29	7.3
5	CANADA	CAN	4	25	6.3
6	AUSTRALIA	AUS	4	23	5.8
7	NEW ZEALAND	NZL	4	22	5.5
8	UNITED STATES	USA	4	12	3.0

BLOCKS					
Rk	NPC	NPC Code	G	Total	Avg
1	UNITED STATES	USA	4	52	13.0
2	GREAT BRITAIN	GBR	4	50	12.5
3	AUSTRALIA	AUS	4	42	10.5
4	CANADA	CAN	4	36	9.0
5	JAPAN	JPN	5	34	6.8
6	NEW ZEALAND	NZL	4	33	8.3
7	GERMANY	GER	4	27	6.8
8	CHINA	CHN	5	23	4.6

ASSIST PASS					
Rk	NPC	NPC Code	G	Total	Avg
1	CHINA	CHN	5	110	22.0
2	JAPAN	JPN	5	96	19.2
3	GERMANY	GER	4	79	19.8
4	NEW ZEALAND	NZL	4	75	18.8
5	GREAT BRITAIN	GBR	4	63	15.8
6	CANADA	CAN	4	59	14.8
7	UNITED STATES	USA	4	57	14.3
8	AUSTRALIA	AUS	4	55	13.8

EXCLUSIONS					
Rk	NPC	NPC Code	G	Total	Avg
1	JAPAN	JPN	5	35	7.0
2	AUSTRALIA	AUS	4	28	7.0
3	CHINA	CHN	5	18	3.6
	GERMANY	GER	4	18	4.5
5	CANADA	CAN	4	16	4.0
6	GREAT BRITAIN	GBR	4	15	3.8
7	UNITED STATES	USA	4	14	3.5
8	NEW ZEALAND	NZL	4	12	3.0

Legend: Avg Average per game G Games played Rk Rank





## TEAM STATISTICS

球队技术统计

PENALTIES					
Rk	NPC	NPC Code	G	Total	Avg
1	CANADA	CAN	4	3	0.8
	CHINA	CHN	5	3	0.6
	GERMANY	GER	5	3	0.6
4	UNITED STATES	USA	4	2	0.5
5	GREAT BRITAIN	GBR	4	1	0.3
	JAPAN	JPN	5	1	0.2

GOALS					
Rk	NPC	NPC Code	G	Total	Avg
1	JAPAN	JPN	5	228	45.6
2	NEW ZEALAND	NZL	5	191	38.2
3	UNITED STATES	USA	4	181	45.3
4	CANADA	CAN	4	177	44.3
5	AUSTRALIA	AUS	4	170	42.5
6	GERMANY	GER	5	166	33.2
7	CHINA	CHN	5	159	31.8
8	GREAT BRITAIN	GBR	4	147	36.8

STEALS					
Rk	NPC	NPC Code	G	Total	Avg
1	UNITED STATES	USA	4	24	6.0
2	NEW ZEALAND	NZL	5	21	4.2
3	JAPAN	JPN	5	20	4.0
4	AUSTRALIA	AUS	4	15	3.8
	CANADA	CAN	4	15	3.8
6	GERMANY	GER	5	8	1.6
7	GREAT BRITAIN	GBR	4	5	1.3
8	CHINA	CHN	5	2	0.4

TURNOVERS					
Rk	NPC	NPC Code	G	Total	Avg
1	CHINA	CHN	5	124	24.8
2	GERMANY	GER	5	43	8.6
3	JAPAN	JPN	5	30	6.0
4	GREAT BRITAIN	GBR	4	29	7.3
5	CANADA	CAN	4	25	6.3
6	NEW ZEALAND	NZL	5	24	4.8
7	AUSTRALIA	AUS	4	23	5.8
8	UNITED STATES	USA	4	12	3.0

BLOCKS					
Rk	NPC	NPC Code	G	Total	Avg
1	UNITED STATES	USA	4	52	13.0
2	GREAT BRITAIN	GBR	4	50	12.5
3	AUSTRALIA	AUS	4	42	10.5
4	CANADA	CAN	4	36	9.0
	NEW ZEALAND	NZL	5	36	7.2
6	GERMANY	GER	5	34	6.8
	JAPAN	JPN	5	34	6.8
8	CHINA	CHN	5	23	4.6

ASSIST PASS					
Rk	NPC	NPC Code	G	Total	Avg
1	CHINA	CHN	5	110	22.0
2	GERMANY	GER	5	96	19.2
	JAPAN	JPN	5	96	19.2
4	NEW ZEALAND	NZL	5	91	18.2
5	GREAT BRITAIN	GBR	4	63	15.8
6	CANADA	CAN	4	59	14.8
7	UNITED STATES	USA	4	57	14.3
8	AUSTRALIA	AUS	4	55	13.8

EXCLUSIONS					
Rk	NPC	NPC Code	G	Total	Avg
1	JAPAN	JPN	5	35	7.0
2	AUSTRALIA	AUS	4	28	7.0
3	GERMANY	GER	5	21	4.2
4	CHINA	CHN	5	18	3.6
5	CANADA	CAN	4	16	4.0
	NEW ZEALAND	NZL	5	16	3.2
7	GREAT BRITAIN	GBR	4	15	3.8
8	UNITED STATES	USA	4	14	3.5

Legend: Avg Average per game G Games played Rk Rank



## TEAM STATISTICS

球队技术统计

PENALTIES					
Rk	NPC	NPC Code	G	Total	Avg
1	CANADA	CAN	5	3	0.6
	CHINA	CHN	5	3	0.6
	GERMANY	GER	5	3	0.6
4	UNITED STATES	USA	4	2	0.5
5	GREAT BRITAIN	GBR	5	1	0.2
	JAPAN	JPN	5	1	0.2

GOALS					
Rk	NPC	NPC Code	G	Total	Avg
1	JAPAN	JPN	5	228	45.6
2	CANADA	CAN	5	224	44.8
3	NEW ZEALAND	NZL	5	191	38.2
4	GREAT BRITAIN	GBR	5	188	37.6
5	UNITED STATES	USA	4	181	45.3
6	AUSTRALIA	AUS	4	170	42.5
7	GERMANY	GER	5	166	33.2
8	CHINA	CHN	5	159	31.8

STEALS					
Rk	NPC	NPC Code	G	Total	Avg
1	UNITED STATES	USA	4	24	6.0
2	NEW ZEALAND	NZL	5	21	4.2
3	JAPAN	JPN	5	20	4.0
4	CANADA	CAN	5	16	3.2
5	AUSTRALIA	AUS	4	15	3.8
6	GERMANY	GER	5	8	1.6
7	GREAT BRITAIN	GBR	5	5	1.0
8	CHINA	CHN	5	2	0.4

TURNOVERS					
Rk	NPC	NPC Code	G	Total	Avg
1	CHINA	CHN	5	124	24.8
2	GERMANY	GER	5	43	8.6
3	GREAT BRITAIN	GBR	5	41	8.2
4	CANADA	CAN	5	32	6.4
5	JAPAN	JPN	5	30	6.0
6	NEW ZEALAND	NZL	5	24	4.8
7	AUSTRALIA	AUS	4	23	5.8
8	UNITED STATES	USA	4	12	3.0

BLOCKS					
Rk	NPC	NPC Code	G	Total	Avg
1	GREAT BRITAIN	GBR	5	63	12.6
2	UNITED STATES	USA	4	52	13.0
3	CANADA	CAN	5	44	8.8
4	AUSTRALIA	AUS	4	42	10.5
5	NEW ZEALAND	NZL	5	36	7.2
6	GERMANY	GER	5	34	6.8
	JAPAN	JPN	5	34	6.8
8	CHINA	CHN	5	23	4.6

ASSIST PASS					
Rk	NPC	NPC Code	G	Total	Avg
1	CHINA	CHN	5	110	22.0
2	GERMANY	GER	5	96	19.2
	JAPAN	JPN	5	96	19.2
4	NEW ZEALAND	NZL	5	91	18.2
5	GREAT BRITAIN	GBR	5	81	16.2
6	CANADA	CAN	5	75	15.0
7	UNITED STATES	USA	4	57	14.3
8	AUSTRALIA	AUS	4	55	13.8

EXCLUSIONS					
Rk	NPC	NPC Code	G	Total	Avg
1	JAPAN	JPN	5	35	7.0
2	AUSTRALIA	AUS	4	28	7.0
3	CANADA	CAN	5	23	4.6
4	GERMANY	GER	5	21	4.2
5	GREAT BRITAIN	GBR	5	19	3.8
6	CHINA	CHN	5	18	3.6
7	NEW ZEALAND	NZL	5	16	3.2
8	UNITED STATES	USA	4	14	3.5

Legend: Avg Average per game G Games played Rk Rank



## TEAM STATISTICS

球队技术统计

PENALTIES					
Rk	NPC	NPC Code	G	Total	Avg
1	UNITED STATES	USA	1	2	2.0
2	CANADA	CAN	1	1	1.0

GOALS					
Rk	NPC	NPC Code	G	Total	Avg
1	UNITED STATES	USA	1	65	65.0
2	CANADA	CAN	1	48	48.0
3	JAPAN	JPN	1	40	40.0
4	CHINA	CHN	1	30	30.0

STEALS					
Rk	NPC	NPC Code	G	Total	Avg
1	UNITED STATES	USA	1	12	12.0
2	CANADA	CAN	1	3	3.0

TURNOVERS					
Rk	NPC	NPC Code	G	Total	Avg
1	CHINA	CHN	1	33	33.0
2	JAPAN	JPN	1	7	7.0
3	CANADA	CAN	1	3	3.0
4	UNITED STATES	USA	1	1	1.0

BLOCKS					
Rk	NPC	NPC Code	G	Total	Avg
1	UNITED STATES	USA	1	19	19.0
2	CHINA	CHN	1	12	12.0
3	CANADA	CAN	1	11	11.0
4	JAPAN	JPN	1	3	3.0

ASSIST PASS					
Rk	NPC	NPC Code	G	Total	Avg
1	CHINA	CHN	1	26	26.0
2	JAPAN	JPN	1	23	23.0
3	UNITED STATES	USA	1	18	18.0
4	CANADA	CAN	1	16	16.0

EXCLUSIONS					
Rk	NPC	NPC Code	G	Total	Avg
1	JAPAN	JPN	1	10	10.0
2	CHINA	CHN	1	4	4.0
	UNITED STATES	USA	1	4	4.0
4	CANADA	CAN	1	2	2.0

Legend: Avg Average per game G Games played Rk Rank



## TEAM STATISTICS

球队技术统计

PENALTIES					
Rk	NPC	NPC Code	G	Total	Avg
1	CANADA	CAN	5	3	0.6
	CHINA	CHN	5	3	0.6
	GERMANY	GER	5	3	0.6
4	UNITED STATES	USA	5	2	0.4
5	AUSTRALIA	AUS	5	1	0.2
	GREAT BRITAIN	GBR	5	1	0.2
	JAPAN	JPN	5	1	0.2

GOALS					
Rk	NPC	NPC Code	G	Total	Avg
1	UNITED STATES	USA	5	234	46.8
2	JAPAN	JPN	5	228	45.6
3	CANADA	CAN	5	224	44.8
4	AUSTRALIA	AUS	5	214	42.8
5	NEW ZEALAND	NZL	5	191	38.2
6	GREAT BRITAIN	GBR	5	188	37.6
7	GERMANY	GER	5	166	33.2
8	CHINA	CHN	5	159	31.8

STEALS					
Rk	NPC	NPC Code	G	Total	Avg
1	UNITED STATES	USA	5	30	6.0
2	NEW ZEALAND	NZL	5	21	4.2
3	JAPAN	JPN	5	20	4.0
4	AUSTRALIA	AUS	5	18	3.6
5	CANADA	CAN	5	16	3.2
6	GERMANY	GER	5	8	1.6
7	GREAT BRITAIN	GBR	5	5	1.0
8	CHINA	CHN	5	2	0.4

TURNOVERS					
Rk	NPC	NPC Code	G	Total	Avg
1	CHINA	CHN	5	124	24.8
2	GERMANY	GER	5	43	8.6
3	GREAT BRITAIN	GBR	5	41	8.2
4	AUSTRALIA	AUS	5	38	7.6
5	CANADA	CAN	5	32	6.4
6	JAPAN	JPN	5	30	6.0
7	NEW ZEALAND	NZL	5	24	4.8
8	UNITED STATES	USA	5	20	4.0

BLOCKS					
Rk	NPC	NPC Code	G	Total	Avg
1	GREAT BRITAIN	GBR	5	63	12.6
2	UNITED STATES	USA	5	59	11.8
3	AUSTRALIA	AUS	5	51	10.2
4	CANADA	CAN	5	44	8.8
5	NEW ZEALAND	NZL	5	36	7.2
6	GERMANY	GER	5	34	6.8
	JAPAN	JPN	5	34	6.8
8	CHINA	CHN	5	23	4.6

ASSIST PASS					
Rk	NPC	NPC Code	G	Total	Avg
1	CHINA	CHN	5	110	22.0
2	GERMANY	GER	5	96	19.2
	JAPAN	JPN	5	96	19.2
4	NEW ZEALAND	NZL	5	91	18.2
5	UNITED STATES	USA	5	82	16.4
6	GREAT BRITAIN	GBR	5	81	16.2
7	CANADA	CAN	5	75	15.0
8	AUSTRALIA	AUS	5	70	14.0

EXCLUSIONS					
Rk	NPC	NPC Code	G	Total	Avg
1	JAPAN	JPN	5	35	7.0
2	AUSTRALIA	AUS	5	34	6.8
3	CANADA	CAN	5	23	4.6
4	GERMANY	GER	5	21	4.2
5	GREAT BRITAIN	GBR	5	19	3.8
6	CHINA	CHN	5	18	3.6
	UNITED STATES	USA	5	18	3.6
8	NEW ZEALAND	NZL	5	16	3.2

Legend: Avg Average per game G Games played Rk Rank



## TEAM STATISTICS

球队技术统计

PENALTIES					
Rk	NPC	NPC Code	G	Total	Avg
1	UNITED STATES	USA	1	2	2.0
2	CANADA	CAN	1	1	1.0
	GERMANY	GER	1	1	1.0

GOALS					
Rk	NPC	NPC Code	G	Total	Avg
1	UNITED STATES	USA	1	65	65.0
2	CANADA	CAN	1	48	48.0
3	AUSTRALIA	AUS	1	47	47.0
4	JAPAN	JPN	1	40	40.0
5	GERMANY	GER	1	36	36.0
6	CHINA	CHN	1	30	30.0

STEALS					
Rk	NPC	NPC Code	G	Total	Avg
1	UNITED STATES	USA	1	12	12.0
2	AUSTRALIA	AUS	1	7	7.0
3	CANADA	CAN	1	3	3.0
4	GERMANY	GER	1	1	1.0

TURNOVERS					
Rk	NPC	NPC Code	G	Total	Avg
1	CHINA	CHN	1	33	33.0
2	GERMANY	GER	1	14	14.0
3	JAPAN	JPN	1	7	7.0
4	AUSTRALIA	AUS	1	4	4.0
5	CANADA	CAN	1	3	3.0
6	UNITED STATES	USA	1	1	1.0

BLOCKS					
Rk	NPC	NPC Code	G	Total	Avg
1	UNITED STATES	USA	1	19	19.0
2	GERMANY	GER	1	13	13.0
3	CHINA	CHN	1	12	12.0
4	CANADA	CAN	1	11	11.0
5	AUSTRALIA	AUS	1	10	10.0
6	JAPAN	JPN	1	3	3.0

ASSIST PASS					
Rk	NPC	NPC Code	G	Total	Avg
1	CHINA	CHN	1	26	26.0
	GERMANY	GER	1	26	26.0
3	JAPAN	JPN	1	23	23.0
4	UNITED STATES	USA	1	18	18.0
5	CANADA	CAN	1	16	16.0
6	AUSTRALIA	AUS	1	14	14.0

EXCLUSIONS					
Rk	NPC	NPC Code	G	Total	Avg
1	JAPAN	JPN	1	10	10.0
2	AUSTRALIA	AUS	1	5	5.0
3	CHINA	CHN	1	4	4.0
	UNITED STATES	USA	1	4	4.0
5	GERMANY	GER	1	3	3.0
6	CANADA	CAN	1	2	2.0

Legend: Avg Average per game G Games played Rk Rank



## TEAM STATISTICS

球队技术统计

PENALTIES					
Rk	NPC	NPC Code	G	Total	Avg
1	UNITED STATES	USA	1	2	2.0
2	CANADA	CAN	1	1	1.0
	GERMANY	GER	1	1	1.0
	GREAT BRITAIN	GBR	1	1	1.0

GOALS					
Rk	NPC	NPC Code	G	Total	Avg
1	UNITED STATES	USA	1	65	65.0
2	CANADA	CAN	1	48	48.0
3	AUSTRALIA	AUS	1	47	47.0
4	JAPAN	JPN	1	40	40.0
5	GREAT BRITAIN	GBR	1	39	39.0
6	NEW ZEALAND	NZL	1	38	38.0
7	GERMANY	GER	1	36	36.0
8	CHINA	CHN	1	30	30.0

STEALS					
Rk	NPC	NPC Code	G	Total	Avg
1	UNITED STATES	USA	1	12	12.0
2	AUSTRALIA	AUS	1	7	7.0
3	CANADA	CAN	1	3	3.0
4	GREAT BRITAIN	GBR	1	2	2.0
	NEW ZEALAND	NZL	1	2	2.0
6	GERMANY	GER	1	1	1.0

TURNOVERS					
Rk	NPC	NPC Code	G	Total	Avg
1	CHINA	CHN	1	33	33.0
2	GERMANY	GER	1	14	14.0
3	JAPAN	JPN	1	7	7.0
4	GREAT BRITAIN	GBR	1	6	6.0
5	NEW ZEALAND	NZL	1	5	5.0
6	AUSTRALIA	AUS	1	4	4.0
7	CANADA	CAN	1	3	3.0
8	UNITED STATES	USA	1	1	1.0

BLOCKS					
Rk	NPC	NPC Code	G	Total	Avg
1	UNITED STATES	USA	1	19	19.0
2	GERMANY	GER	1	13	13.0
	NEW ZEALAND	NZL	1	13	13.0
4	CHINA	CHN	1	12	12.0
5	CANADA	CAN	1	11	11.0
6	AUSTRALIA	AUS	1	10	10.0
7	GREAT BRITAIN	GBR	1	8	8.0
8	JAPAN	JPN	1	3	3.0

ASSIST PASS					
Rk	NPC	NPC Code	G	Total	Avg
1	CHINA	CHN	1	26	26.0
	GERMANY	GER	1	26	26.0
3	NEW ZEALAND	NZL	1	24	24.0
4	JAPAN	JPN	1	23	23.0
5	GREAT BRITAIN	GBR	1	19	19.0
6	UNITED STATES	USA	1	18	18.0
7	CANADA	CAN	1	16	16.0
8	AUSTRALIA	AUS	1	14	14.0

EXCLUSIONS					
Rk	NPC	NPC Code	G	Total	Avg
1	JAPAN	JPN	1	10	10.0
2	AUSTRALIA	AUS	1	5	5.0
3	CHINA	CHN	1	4	4.0
	UNITED STATES	USA	1	4	4.0
5	GERMANY	GER	1	3	3.0
	NEW ZEALAND	NZL	1	3	3.0
7	CANADA	CAN	1	2	2.0
	GREAT BRITAIN	GBR	1	2	2.0

Legend: Avg Average per game G Games played Rk Rank



## TEAM STATISTICS

球队技术统计

PENALTIES					
Rk	NPC	NPC Code	G	Total	Avg
1	CANADA	CAN	2	3	1.5
2	CHINA	CHN	2	2	1.0
	UNITED STATES	USA	1	2	2.0
4	GERMANY	GER	1	1	1.0
	GREAT BRITAIN	GBR	1	1	1.0

GOALS					
Rk	NPC	NPC Code	G	Total	Avg
1	CANADA	CAN	2	105	52.5
2	UNITED STATES	USA	1	65	65.0
3	CHINA	CHN	2	55	27.5
4	AUSTRALIA	AUS	1	47	47.0
5	JAPAN	JPN	1	40	40.0
6	GREAT BRITAIN	GBR	1	39	39.0
7	NEW ZEALAND	NZL	1	38	38.0
8	GERMANY	GER	1	36	36.0

STEALS					
Rk	NPC	NPC Code	G	Total	Avg
1	UNITED STATES	USA	1	12	12.0
2	CANADA	CAN	2	10	5.0
3	AUSTRALIA	AUS	1	7	7.0
4	GREAT BRITAIN	GBR	1	2	2.0
	NEW ZEALAND	NZL	1	2	2.0
6	GERMANY	GER	1	1	1.0

TURNOVERS					
Rk	NPC	NPC Code	G	Total	Avg
1	CHINA	CHN	2	63	31.5
2	GERMANY	GER	1	14	14.0
3	JAPAN	JPN	1	7	7.0
4	GREAT BRITAIN	GBR	1	6	6.0
5	CANADA	CAN	2	5	2.5
	NEW ZEALAND	NZL	1	5	5.0
7	AUSTRALIA	AUS	1	4	4.0
8	UNITED STATES	USA	1	1	1.0

BLOCKS					
Rk	NPC	NPC Code	G	Total	Avg
1	CANADA	CAN	2	25	12.5
2	UNITED STATES	USA	1	19	19.0
3	CHINA	CHN	2	15	7.5
4	GERMANY	GER	1	13	13.0
	NEW ZEALAND	NZL	1	13	13.0
6	AUSTRALIA	AUS	1	10	10.0
7	GREAT BRITAIN	GBR	1	8	8.0
8	JAPAN	JPN	1	3	3.0

ASSIST PASS					
Rk	NPC	NPC Code	G	Total	Avg
1	CHINA	CHN	2	45	22.5
2	CANADA	CAN	2	43	21.5
3	GERMANY	GER	1	26	26.0
4	NEW ZEALAND	NZL	1	24	24.0
5	JAPAN	JPN	1	23	23.0
6	GREAT BRITAIN	GBR	1	19	19.0
7	UNITED STATES	USA	1	18	18.0
8	AUSTRALIA	AUS	1	14	14.0

EXCLUSIONS					
Rk	NPC	NPC Code	G	Total	Avg
1	JAPAN	JPN	1	10	10.0
2	CHINA	CHN	2	9	4.5
3	AUSTRALIA	AUS	1	5	5.0
4	UNITED STATES	USA	1	4	4.0
5	GERMANY	GER	1	3	3.0
	NEW ZEALAND	NZL	1	3	3.0
7	CANADA	CAN	2	2	1.0
	GREAT BRITAIN	GBR	1	2	2.0

Legend: Avg Average per game G Games played Rk Rank



## TEAM STATISTICS

球队技术统计

PENALTIES					
Rk	NPC	NPC Code	G	Total	Avg
1	CANADA	CAN	2	3	1.5
2	CHINA	CHN	2	2	1.0
	UNITED STATES	USA	2	2	1.0
4	GERMANY	GER	1	1	1.0
	GREAT BRITAIN	GBR	1	1	1.0

GOALS					
Rk	NPC	NPC Code	G	Total	Avg
1	UNITED STATES	USA	2	109	54.5
2	CANADA	CAN	2	105	52.5
3	JAPAN	JPN	2	77	38.5
4	CHINA	CHN	2	55	27.5
5	AUSTRALIA	AUS	1	47	47.0
6	GREAT BRITAIN	GBR	1	39	39.0
7	NEW ZEALAND	NZL	1	38	38.0
8	GERMANY	GER	1	36	36.0

STEALS					
Rk	NPC	NPC Code	G	Total	Avg
1	UNITED STATES	USA	2	20	10.0
2	CANADA	CAN	2	10	5.0
3	AUSTRALIA	AUS	1	7	7.0
4	JAPAN	JPN	2	3	1.5
5	GREAT BRITAIN	GBR	1	2	2.0
	NEW ZEALAND	NZL	1	2	2.0
7	GERMANY	GER	1	1	1.0

TURNOVERS					
Rk	NPC	NPC Code	G	Total	Avg
1	CHINA	CHN	2	63	31.5
2	JAPAN	JPN	2	20	10.0
3	GERMANY	GER	1	14	14.0
4	GREAT BRITAIN	GBR	1	6	6.0
5	CANADA	CAN	2	5	2.5
	NEW ZEALAND	NZL	1	5	5.0
	UNITED STATES	USA	2	5	2.5
8	AUSTRALIA	AUS	1	4	4.0

BLOCKS					
Rk	NPC	NPC Code	G	Total	Avg
1	UNITED STATES	USA	2	31	15.5
2	CANADA	CAN	2	25	12.5
3	CHINA	CHN	2	15	7.5
4	GERMANY	GER	1	13	13.0
	NEW ZEALAND	NZL	1	13	13.0
6	JAPAN	JPN	2	11	5.5
7	AUSTRALIA	AUS	1	10	10.0
8	GREAT BRITAIN	GBR	1	8	8.0

ASSIST PASS					
Rk	NPC	NPC Code	G	Total	Avg
1	JAPAN	JPN	2	46	23.0
2	CHINA	CHN	2	45	22.5
3	CANADA	CAN	2	43	21.5
4	UNITED STATES	USA	2	33	16.5
5	GERMANY	GER	1	26	26.0
6	NEW ZEALAND	NZL	1	24	24.0
7	GREAT BRITAIN	GBR	1	19	19.0
8	AUSTRALIA	AUS	1	14	14.0

EXCLUSIONS					
Rk	NPC	NPC Code	G	Total	Avg
1	JAPAN	JPN	2	15	7.5
2	CHINA	CHN	2	9	4.5
3	UNITED STATES	USA	2	8	4.0
4	AUSTRALIA	AUS	1	5	5.0
5	GERMANY	GER	1	3	3.0
	NEW ZEALAND	NZL	1	3	3.0
7	CANADA	CAN	2	2	1.0
	GREAT BRITAIN	GBR	1	2	2.0

Legend: Avg Average per game G Games played Rk Rank





## TEAM STATISTICS

球队技术统计

PENALTIES					
Rk	NPC	NPC Code	G	Total	Avg
1	CANADA	CAN	2	3	1.5
2	CHINA	CHN	2	2	1.0
	UNITED STATES	USA	2	2	1.0
4	GERMANY	GER	1	1	1.0
	GREAT BRITAIN	GBR	1	1	1.0

GOALS					
Rk	NPC	NPC Code	G	Total	Avg
1	UNITED STATES	USA	2	109	54.5
2	CANADA	CAN	2	105	52.5
3	AUSTRALIA	AUS	2	86	43.0
4	JAPAN	JPN	2	77	38.5
5	NEW ZEALAND	NZL	2	76	38.0
6	CHINA	CHN	2	55	27.5
7	GREAT BRITAIN	GBR	1	39	39.0
8	GERMANY	GER	1	36	36.0

STEALS					
Rk	NPC	NPC Code	G	Total	Avg
1	UNITED STATES	USA	2	20	10.0
2	AUSTRALIA	AUS	2	10	5.0
	CANADA	CAN	2	10	5.0
4	NEW ZEALAND	NZL	2	6	3.0
5	JAPAN	JPN	2	3	1.5
6	GREAT BRITAIN	GBR	1	2	2.0
7	GERMANY	GER	1	1	1.0

TURNOVERS					
Rk	NPC	NPC Code	G	Total	Avg
1	CHINA	CHN	2	63	31.5
2	JAPAN	JPN	2	20	10.0
3	NEW ZEALAND	NZL	2	15	7.5
4	GERMANY	GER	1	14	14.0
5	AUSTRALIA	AUS	2	12	6.0
6	GREAT BRITAIN	GBR	1	6	6.0
7	CANADA	CAN	2	5	2.5
	UNITED STATES	USA	2	5	2.5

BLOCKS					
Rk	NPC	NPC Code	G	Total	Avg
1	UNITED STATES	USA	2	31	15.5
2	CANADA	CAN	2	25	12.5
3	NEW ZEALAND	NZL	2	20	10.0
4	AUSTRALIA	AUS	2	18	9.0
5	CHINA	CHN	2	15	7.5
6	GERMANY	GER	1	13	13.0
7	JAPAN	JPN	2	11	5.5
8	GREAT BRITAIN	GBR	1	8	8.0

ASSIST PASS					
Rk	NPC	NPC Code	G	Total	Avg
1	JAPAN	JPN	2	46	23.0
2	CHINA	CHN	2	45	22.5
3	CANADA	CAN	2	43	21.5
4	NEW ZEALAND	NZL	2	39	19.5
5	UNITED STATES	USA	2	33	16.5
6	GERMANY	GER	1	26	26.0
7	AUSTRALIA	AUS	2	22	11.0
8	GREAT BRITAIN	GBR	1	19	19.0

EXCLUSIONS					
Rk	NPC	NPC Code	G	Total	Avg
1	AUSTRALIA	AUS	2	15	7.5
	JAPAN	JPN	2	15	7.5
3	CHINA	CHN	2	9	4.5
	NEW ZEALAND	NZL	2	9	4.5
5	UNITED STATES	USA	2	8	4.0
6	GERMANY	GER	1	3	3.0
7	CANADA	CAN	2	2	1.0
	GREAT BRITAIN	GBR	1	2	2.0

Legend: Avg Average per game G Games played Rk Rank



## TEAM STATISTICS

球队技术统计

PENALTIES					
Rk	NPC	NPC Code	G	Total	Avg
1	CANADA	CAN	2	3	1.5
2	CHINA	CHN	2	2	1.0
	UNITED STATES	USA	2	2	1.0
4	GERMANY	GER	2	1	0.5
	GREAT BRITAIN	GBR	2	1	0.5

GOALS					
Rk	NPC	NPC Code	G	Total	Avg
1	UNITED STATES	USA	2	109	54.5
2	CANADA	CAN	2	105	52.5
3	AUSTRALIA	AUS	2	86	43.0
4	GREAT BRITAIN	GBR	2	78	39.0
5	JAPAN	JPN	2	77	38.5
6	NEW ZEALAND	NZL	2	76	38.0
7	GERMANY	GER	2	71	35.5
8	CHINA	CHN	2	55	27.5

STEALS					
Rk	NPC	NPC Code	G	Total	Avg
1	UNITED STATES	USA	2	20	10.0
2	AUSTRALIA	AUS	2	10	5.0
	CANADA	CAN	2	10	5.0
4	NEW ZEALAND	NZL	2	6	3.0
5	GERMANY	GER	2	3	1.5
	JAPAN	JPN	2	3	1.5
7	GREAT BRITAIN	GBR	2	2	1.0

TURNOVERS					
Rk	NPC	NPC Code	G	Total	Avg
1	CHINA	CHN	2	63	31.5
2	GERMANY	GER	2	26	13.0
3	JAPAN	JPN	2	20	10.0
4	NEW ZEALAND	NZL	2	15	7.5
5	GREAT BRITAIN	GBR	2	13	6.5
6	AUSTRALIA	AUS	2	12	6.0
7	CANADA	CAN	2	5	2.5
	UNITED STATES	USA	2	5	2.5

BLOCKS					
Rk	NPC	NPC Code	G	Total	Avg
1	UNITED STATES	USA	2	31	15.5
2	CANADA	CAN	2	25	12.5
3	NEW ZEALAND	NZL	2	20	10.0
4	AUSTRALIA	AUS	2	18	9.0
	GERMANY	GER	2	18	9.0
6	GREAT BRITAIN	GBR	2	17	8.5
7	CHINA	CHN	2	15	7.5
8	JAPAN	JPN	2	11	5.5

ASSIST PASS					
Rk	NPC	NPC Code	G	Total	Avg
1	JAPAN	JPN	2	46	23.0
2	CHINA	CHN	2	45	22.5
3	CANADA	CAN	2	43	21.5
	GERMANY	GER	2	43	21.5
5	NEW ZEALAND	NZL	2	39	19.5
6	UNITED STATES	USA	2	33	16.5
7	GREAT BRITAIN	GBR	2	26	13.0
8	AUSTRALIA	AUS	2	22	11.0

EXCLUSIONS					
Rk	NPC	NPC Code	G	Total	Avg
1	AUSTRALIA	AUS	2	15	7.5
	JAPAN	JPN	2	15	7.5
3	CHINA	CHN	2	9	4.5
	NEW ZEALAND	NZL	2	9	4.5
5	UNITED STATES	USA	2	8	4.0
6	GREAT BRITAIN	GBR	2	6	3.0
7	GERMANY	GER	2	5	2.5
8	CANADA	CAN	2	2	1.0

Legend: Avg Average per game G Games played Rk Rank



## TEAM STATISTICS

球队技术统计

PENALTIES					
Rk	NPC	NPC Code	G	Total	Avg
1	CANADA	CAN	2	3	1.5
2	CHINA	CHN	3	2	0.7
	UNITED STATES	USA	2	2	1.0
4	GERMANY	GER	2	1	0.5
	GREAT BRITAIN	GBR	2	1	0.5

GOALS					
Rk	NPC	NPC Code	G	Total	Avg
1	JAPAN	JPN	3	132	44.0
2	UNITED STATES	USA	2	109	54.5
3	CANADA	CAN	2	105	52.5
4	CHINA	CHN	3	93	31.0
5	AUSTRALIA	AUS	2	86	43.0
6	GREAT BRITAIN	GBR	2	78	39.0
7	NEW ZEALAND	NZL	2	76	38.0
8	GERMANY	GER	2	71	35.5

STEALS					
Rk	NPC	NPC Code	G	Total	Avg
1	UNITED STATES	USA	2	20	10.0
2	AUSTRALIA	AUS	2	10	5.0
	CANADA	CAN	2	10	5.0
	JAPAN	JPN	3	10	3.3
5	NEW ZEALAND	NZL	2	6	3.0
6	GERMANY	GER	2	3	1.5
7	GREAT BRITAIN	GBR	2	2	1.0

TURNOVERS					
Rk	NPC	NPC Code	G	Total	Avg
1	CHINA	CHN	3	78	26.0
2	GERMANY	GER	2	26	13.0
3	JAPAN	JPN	3	21	7.0
4	NEW ZEALAND	NZL	2	15	7.5
5	GREAT BRITAIN	GBR	2	13	6.5
6	AUSTRALIA	AUS	2	12	6.0
7	CANADA	CAN	2	5	2.5
	UNITED STATES	USA	2	5	2.5

BLOCKS					
Rk	NPC	NPC Code	G	Total	Avg
1	UNITED STATES	USA	2	31	15.5
2	CANADA	CAN	2	25	12.5
3	CHINA	CHN	3	20	6.7
	NEW ZEALAND	NZL	2	20	10.0
5	AUSTRALIA	AUS	2	18	9.0
	GERMANY	GER	2	18	9.0
	JAPAN	JPN	3	18	6.0
8	GREAT BRITAIN	GBR	2	17	8.5

ASSIST PASS					
Rk	NPC	NPC Code	G	Total	Avg
1	CHINA	CHN	3	73	24.3
2	JAPAN	JPN	3	63	21.0
3	CANADA	CAN	2	43	21.5
	GERMANY	GER	2	43	21.5
5	NEW ZEALAND	NZL	2	39	19.5
6	UNITED STATES	USA	2	33	16.5
7	GREAT BRITAIN	GBR	2	26	13.0
8	AUSTRALIA	AUS	2	22	11.0

EXCLUSIONS					
Rk	NPC	NPC Code	G	Total	Avg
1	JAPAN	JPN	3	21	7.0
2	AUSTRALIA	AUS	2	15	7.5
	CHINA	CHN	3	15	5.0
4	NEW ZEALAND	NZL	2	9	4.5
5	UNITED STATES	USA	2	8	4.0
6	GREAT BRITAIN	GBR	2	6	3.0
7	GERMANY	GER	2	5	2.5
8	CANADA	CAN	2	2	1.0

Legend: Avg Average per game G Games played Rk Rank



## INDIVIDUAL STATISTICS

个人技术统计

PENALTIES					
Rk	NPC	NPC Code	G	Total	Avg
1	SUMNER Chance	USA	1	1	1.0
	ZUPAN Mark	USA	1	1	1.0

GOALS					
Rk	NPC	NPC Code	G	Total	Avg
1	GROULX Will	USA	1	16	16.0
2	HAN Guifei	CHN	1	13	13.0
3	SUMNER Chance	USA	1	12	12.0
4	ZUPAN Mark	USA	1	11	11.0
5	CHEN Jun	CHN	1	7	7.0
6	COHN Andy	USA	1	6	6.0
	McBRIDE Seth	USA	1	6	6.0
	PAN Zilin	CHN	1	6	6.0
	WILMOTH Joel	USA	1	6	6.0
10	KIRKLAND Bryan	USA	1	5	5.0

STEALS					
Rk	NPC	NPC Code	G	Total	Avg
1	KIRKLAND Bryan	USA	1	3	3.0
2	GROULX Will	USA	1	2	2.0
	McBRIDE Seth	USA	1	2	2.0
5	SUMNER Chance	USA	1	2	2.0
	COHN Andy	USA	1	1	1.0
	SPRINGER Nick	USA	1	1	1.0
	ZUPAN Mark	USA	1	1	1.0

TURNOVERS					
Rk	NPC	NPC Code	G	Total	Avg
1	CHEN Jun	CHN	1	13	13.0
2	HAN Guifei	CHN	1	12	12.0
3	CHENG Shuangmiao	CHN	1	4	4.0
4	SHAO Dequan	CHN	1	2	2.0
5	PAN Zilin	CHN	1	1	1.0
	TIAN Shilin	CHN	1	1	1.0
	ZUPAN Mark	USA	1	1	1.0

BLOCKS					
Rk	NPC	NPC Code	G	Total	Avg
1	CHENG Shuangmiao	CHN	1	4	4.0
	McBRIDE Seth	USA	1	4	4.0
3	HAN Guifei	CHN	1	3	3.0
	SPRINGER Nick	USA	1	3	3.0
7	WILMOTH Joel	USA	1	3	3.0
	XIA Junfeng	CHN	1	3	3.0
	HOGSETT Scott	USA	1	2	2.0
	KIRKLAND Bryan	USA	1	2	2.0
	ZUPAN Mark	USA	1	2	2.0
10	LYDUCH Norm	USA	1	1	1.0

ASSIST PASS					
Rk	NPC	NPC Code	G	Total	Avg
1	CHEN Jun	CHN	1	17	17.0
2	SUMNER Chance	USA	1	5	5.0
3	HAN Guifei	CHN	1	4	4.0
	KIRKLAND Bryan	USA	1	4	4.0
5	CHENG Shuangmiao	CHN	1	2	2.0
	GROULX Will	USA	1	2	2.0
	HOGSETT Scott	USA	1	2	2.0
	WILMOTH Joel	USA	1	2	2.0
	COHN Andy	USA	1	1	1.0
	McBRIDE Seth	USA	1	1	1.0

EXCLUSIONS					
Rk	NPC	NPC Code	G	Total	Avg
1	ZUPAN Mark	USA	1	2	2.0
2	GROULX Will	USA	1	1	1.0
	HAN Guifei	CHN	1	1	1.0
	PAN Zilin	CHN	1	1	1.0
	SUMNER Chance	USA	1	1	1.0
	TIAN Shilin	CHN	1	1	1.0
	YU Zhongtao	CHN	1	1	1.0

Legend: Avg Average per game G Games played Rk Rank



## INDIVIDUAL STATISTICS

个人技术统计

PENALTIES					
Rk	NPC	NPC Code	G	Total	Avg
1	ASH Alan	GBR	2	1	0.5
	CHAN Ian	CAN	3	1	0.3
	CHEN Jun	CHN	3	1	0.3
	MAYER Wolfgang	GER	2	1	0.5
	SUMNER Chance	USA	3	1	0.3
	WHITEHEAD Mike	CAN	3	1	0.3
	WILLSIE David	CAN	3	1	0.3
	YU Zhongtao	CHN	3	1	0.3
	ZUPAN Mark	USA	3	1	0.3

GOALS					
Rk	NPC	NPC Code	G	Total	Avg
1	BATT Ryley	AUS	2	51	25.5
2	SHIMAKAWA Shinichi	JPN	3	42	14.0
3	GROULX Will	USA	3	35	11.7
4	COLLINS Troye	GBR	2	34	17.0
5	CHEN Jun	CHN	3	32	10.7
6	BUCKINGHAM Daniel	NZL	2	29	14.5
	FUJISHIMA Shingo	JPN	3	29	9.7
	HAN Guifei	CHN	3	29	9.7
9	LAVOIE Fabien	CAN	3	28	9.3
10	ASH Alan	GBR	2	27	13.5

STEALS					
Rk	NPC	NPC Code	G	Total	Avg
1	GROULX Will	USA	3	7	2.3
2	BATT Ryley	AUS	2	6	3.0
3	KIRKLAND Bryan	USA	3	4	1.3
4	BUCKINGHAM Daniel	NZL	2	3	1.5
	COHN Andy	USA	3	3	1.0
6	FUJISHIMA Shingo	JPN	3	2	0.7
	HICKLING Garrett	CAN	3	2	0.7
	KOESEOGLU Salih	GER	2	2	1.0
	LAVOIE Fabien	CAN	3	2	0.7
	LUANGKAMDENG Say	CAN	3	2	0.7

TURNOVERS					
Rk	NPC	NPC Code	G	Total	Avg
1	CHEN Jun	CHN	3	27	9.0
2	HAN Guifei	CHN	3	19	6.3
3	CHENG Shuangmiao	CHN	3	14	4.7
4	BAUMANN Maik	GER	2	7	3.5
5	COLLINS Troye	GBR	2	6	3.0
	HOLZEM Joerg	GER	2	6	3.0
	SHAO Dequan	CHN	3	6	2.0
8	BATT Ryley	AUS	2	5	2.5
	BUCKINGHAM Daniel	NZL	2	5	2.5
	PALMER Curtis	NZL	2	5	2.5

BLOCKS					
Rk	NPC	NPC Code	G	Total	Avg
1	TINKER Jeremy	NZL	2	13	6.5
2	SIMARD Patrice	CAN	3	10	3.3
3	SCHMITT Wolfgang	GER	2	7	3.5
	SMITH Greg	AUS	2	7	3.5
	WILMOTH Joel	USA	3	7	2.3
6	CHENG Shuangmiao	CHN	3	6	2.0
	HAN Guifei	CHN	3	6	2.0
8	HOGSETT Scott	USA	3	5	1.7
	McBRIDE Seth	USA	3	5	1.7
	SPRINGER Nick	USA	3	5	1.7

ASSIST PASS					
Rk	NPC	NPC Code	G	Total	Avg
1	CHEN Jun	CHN	3	42	14.0
2	TAMURA Manabu	JPN	3	21	7.0
3	HAN Guifei	CHN	3	20	6.7
4	BAUMANN Maik	GER	2	12	6.0
	BUCKINGHAM Daniel	NZL	2	12	6.0
	COLLINS Troye	GBR	2	12	6.0
	KOESEOGLU Salih	GER	2	12	6.0
8	JOHNSON Tim	NZL	2	11	5.5
	LUANGKAMDENG Say	CAN	3	11	3.7
	NAKAZATO Shin	JPN	3	11	3.7

EXCLUSIONS					
Rk	NPC	NPC Code	G	Total	Avg
1	FUJISHIMA Shingo	JPN	3	7	2.3
2	NAKAZATO Shin	JPN	3	6	2.0
3	BATT Ryley	AUS	2	5	2.5
4	PAN Zilin	CHN	3	4	1.3
	TAMURA Manabu	JPN	3	4	1.3
	ZUPAN Mark	USA	3	4	1.3
7	ROBERTS Jason	GBR	2	3	1.5
	TINKER Jeremy	NZL	2	3	1.5
	VITALE Scott	AUS	2	3	1.5
	WHITEHEAD Mike	CAN	3	3	1.0

Legend: Avg Average per game G Games played Rk Rank



## INDIVIDUAL STATISTICS

个人技术统计

PENALTIES					
Rk	NPC	NPC Code	G	Total	Avg
1	ASH Alan	GBR	3	1	0.3
	CHAN Ian	CAN	3	1	0.3
	CHEN Jun	CHN	3	1	0.3
	MAYER Wolfgang	GER	2	1	0.5
	SUMNER Chance	USA	3	1	0.3
	WHITEHEAD Mike	CAN	3	1	0.3
	WILLSIE David	CAN	3	1	0.3
	YU Zhongtao	CHN	3	1	0.3
	ZUPAN Mark	USA	3	1	0.3

GOALS					
Rk	NPC	NPC Code	G	Total	Avg
1	BATT Ryley	AUS	3	73	24.3
2	COLLINS Troye	GBR	3	52	17.3
3	SHIMAKAWA Shinichi	JPN	3	42	14.0
4	GROULX Will	USA	3	35	11.7
5	ASH Alan	GBR	3	34	11.3
6	CHEN Jun	CHN	3	32	10.7
7	BUCKINGHAM Daniel	NZL	2	29	14.5
	FUJISHIMA Shingo	JPN	3	29	9.7
	HAN Guifei	CHN	3	29	9.7
10	LAVOIE Fabien	CAN	3	28	9.3

STEALS					
Rk	NPC	NPC Code	G	Total	Avg
1	BATT Ryley	AUS	3	8	2.7
2	GROULX Will	USA	3	7	2.3
3	KIRKLAND Bryan	USA	3	4	1.3
4	BUCKINGHAM Daniel	NZL	2	3	1.5
	COHN Andy	USA	3	3	1.0
6	FUJISHIMA Shingo	JPN	3	2	0.7
	HICKLING Garrett	CAN	3	2	0.7
	KOESIOGLU Salih	GER	2	2	1.0
	LAVOIE Fabien	CAN	3	2	0.7
	LUANGKHAMDENG Say	CAN	3	2	0.7

TURNOVERS					
Rk	NPC	NPC Code	G	Total	Avg
1	CHEN Jun	CHN	3	27	9.0
2	HAN Guifei	CHN	3	19	6.3
3	CHENG Shuangmiao	CHN	3	14	4.7
4	COLLINS Troye	GBR	3	10	3.3
5	ASH Alan	GBR	3	8	2.7
6	BAUMANN Maik	GER	2	7	3.5
7	BATT Ryley	AUS	3	6	2.0
	HOLZEM Joerg	GER	2	6	3.0
	SHAO Dequan	CHN	3	6	2.0
10	BUCKINGHAM Daniel	NZL	2	5	2.5

BLOCKS					
Rk	NPC	NPC Code	G	Total	Avg
1	SMITH Greg	AUS	3	13	4.3
	TINKER Jeremy	NZL	2	13	6.5
3	SIMARD Patrice	CAN	3	10	3.3
4	BARROW Andrew	GBR	3	7	2.3
	SCHMITT Wolfgang	GER	2	7	3.5
	WILMOTH Joel	USA	3	7	2.3
7	CHENG Shuangmiao	CHN	3	6	2.0
	HAN Guifei	CHN	3	6	2.0
	ROBERTS Jason	GBR	3	6	2.0
10	CARR Cameron	AUS	3	5	1.7

ASSIST PASS					
Rk	NPC	NPC Code	G	Total	Avg
1	CHEN Jun	CHN	3	42	14.0
2	TAMURA Manabu	JPN	3	21	7.0
3	COLLINS Troye	GBR	3	20	6.7
	HAN Guifei	CHN	3	20	6.7
5	BATT Ryley	AUS	3	12	4.0
	BAUMANN Maik	GER	2	12	6.0
	BUCKINGHAM Daniel	NZL	2	12	6.0
	KOESIOGLU Salih	GER	2	12	6.0
9	ASH Alan	GBR	3	11	3.7
	JOHNSON Tim	NZL	2	11	5.5

EXCLUSIONS					
Rk	NPC	NPC Code	G	Total	Avg
1	BATT Ryley	AUS	3	8	2.7
2	FUJISHIMA Shingo	JPN	3	7	2.3
3	NAKAZATO Shin	JPN	3	6	2.0
4	BARROW Andrew	GBR	3	4	1.3
	PAN Zilin	CHN	3	4	1.3
	TAMURA Manabu	JPN	3	4	1.3
	ZUPAN Mark	USA	3	4	1.3
8	ERDEM Nazim	AUS	3	3	1.0
	ROBERTS Jason	GBR	3	3	1.0
	TINKER Jeremy	NZL	2	3	1.5

Legend: Avg Average per game G Games played Rk Rank



## INDIVIDUAL STATISTICS

个人技术统计

PENALTIES					
Rk	NPC	NPC Code	G	Total	Avg
1	ASH Alan	GBR	3	1	0.3
	CHAN Ian	CAN	3	1	0.3
	CHEN Jun	CHN	3	1	0.3
	MAYER Wolfgang	GER	3	1	0.3
	SUMNER Chance	USA	3	1	0.3
	WHITEHEAD Mike	CAN	3	1	0.3
	WILLSIE David	CAN	3	1	0.3
	YU Zhongtao	CHN	3	1	0.3
	ZUPAN Mark	USA	3	1	0.3

GOALS					
Rk	NPC	NPC Code	G	Total	Avg
1	BATT Ryley	AUS	3	73	24.3
2	COLLINS Troye	GBR	3	52	17.3
3	SHIMAKAWA Shinichi	JPN	3	42	14.0
4	BUCKINGHAM Daniel	NZL	3	40	13.3
5	GROULX Will	USA	3	35	11.7
6	ASH Alan	GBR	3	34	11.3
7	CHEN Jun	CHN	3	32	10.7
8	FUJISHIMA Shingo	JPN	3	29	9.7
	HAN Guifei	CHN	3	29	9.7
10	LAVOIE Fabien	CAN	3	28	9.3

STEALS					
Rk	NPC	NPC Code	G	Total	Avg
1	BATT Ryley	AUS	3	8	2.7
2	GROULX Will	USA	3	7	2.3
3	BUCKINGHAM Daniel	NZL	3	4	1.3
	KIRKLAND Bryan	USA	3	4	1.3
	PALMER Curtis	NZL	3	4	1.3
6	COHN Andy	USA	3	3	1.0
	KLINKHAMER David	NZL	3	3	1.0
	KOESOGLU Salih	GER	3	3	1.0
9	FUJISHIMA Shingo	JPN	3	2	0.7
	HICKLING Garrett	CAN	3	2	0.7

TURNOVERS					
Rk	NPC	NPC Code	G	Total	Avg
1	CHEN Jun	CHN	3	27	9.0
2	HAN Guifei	CHN	3	19	6.3
3	CHENG Shuangmiao	CHN	3	14	4.7
4	COLLINS Troye	GBR	3	10	3.3
5	ASH Alan	GBR	3	8	2.7
	BAUMANN Maik	GER	3	8	2.7
	HOLZEM Joerg	GER	3	8	2.7
	PICHT Oliver Johannes	GER	3	8	2.7
9	BATT Ryley	AUS	3	6	2.0
	MAYER Wolfgang	GER	3	6	2.0

BLOCKS					
Rk	NPC	NPC Code	G	Total	Avg
1	TINKER Jeremy	NZL	3	16	5.3
2	SMITH Greg	AUS	3	13	4.3
3	SIMARD Patrice	CAN	3	10	3.3
4	SCHMITT Wolfgang	GER	3	8	2.7
5	BARROW Andrew	GBR	3	7	2.3
	WILMOTH Joel	USA	3	7	2.3
7	CHENG Shuangmiao	CHN	3	6	2.0
	HAN Guifei	CHN	3	6	2.0
	ROBERTS Jason	GBR	3	6	2.0
10	CARR Cameron	AUS	3	5	1.7

ASSIST PASS					
Rk	NPC	NPC Code	G	Total	Avg
1	CHEN Jun	CHN	3	42	14.0
2	PALMER Curtis	NZL	3	21	7.0
	TAMURA Manabu	JPN	3	21	7.0
4	BUCKINGHAM Daniel	NZL	3	20	6.7
	COLLINS Troye	GBR	3	20	6.7
	HAN Guifei	CHN	3	20	6.7
7	BAUMANN Maik	GER	3	17	5.7
8	KOESOGLU Salih	GER	3	16	5.3
9	JOHNSON Tim	NZL	3	13	4.3
10	BATT Ryley	AUS	3	12	4.0

EXCLUSIONS					
Rk	NPC	NPC Code	G	Total	Avg
1	BATT Ryley	AUS	3	8	2.7
2	FUJISHIMA Shingo	JPN	3	7	2.3
3	NAKAZATO Shin	JPN	3	6	2.0
4	KOESOGLU Salih	GER	3	5	1.7
5	BARROW Andrew	GBR	3	4	1.3
	PAN Zilin	CHN	3	4	1.3
	TAMURA Manabu	JPN	3	4	1.3
	ZUPAN Mark	USA	3	4	1.3
9	BUCKINGHAM Daniel	NZL	3	3	1.0
	ERDEM Nazim	AUS	3	3	1.0

<b>Legend:</b>					
Avg	Average per game	G	Games played	Rk	Rank



## INDIVIDUAL STATISTICS

个人技术统计

PENALTIES					
Rk	NPC	NPC Code	G	Total	Avg
1	MAYER Wolfgang	GER	4	2	0.5
2	ASH Alan	GBR	3	1	0.3
	CHAN Ian	CAN	3	1	0.3
	CHEN Jun	CHN	3	1	0.3
	SUMNER Chance	USA	3	1	0.3
	WHITEHEAD Mike	CAN	3	1	0.3
	WILLSIE David	CAN	3	1	0.3
	YU Zhongtao	CHN	3	1	0.3
	ZUPAN Mark	USA	3	1	0.3

GOALS					
Rk	NPC	NPC Code	G	Total	Avg
1	BATT Ryley	AUS	3	73	24.3
2	COLLINS Troye	GBR	3	52	17.3
3	SHIMAKAWA Shinichi	JPN	4	49	12.3
4	BUCKINGHAM Daniel	NZL	3	40	13.3
5	FUJISHIMA Shingo	JPN	4	39	9.8
6	GROULX Will	USA	3	35	11.7
	MAYER Wolfgang	GER	4	35	8.8
8	ASH Alan	GBR	3	34	11.3
9	CHEN Jun	CHN	3	32	10.7
10	TAMURA Manabu	JPN	4	31	7.8

STEALS					
Rk	NPC	NPC Code	G	Total	Avg
1	BATT Ryley	AUS	3	8	2.7
2	GROULX Will	USA	3	7	2.3
3	BUCKINGHAM Daniel	NZL	3	4	1.3
	KIRKLAND Bryan	USA	3	4	1.3
	PALMER Curtis	NZL	3	4	1.3
6	COHN Andy	USA	3	3	1.0
	KLINKHAMER David	NZL	3	3	1.0
	KOESEOGLU Salih	GER	4	3	0.8
	NAKAZATO Shin	JPN	4	3	0.8
10	FUJISHIMA Shingo	JPN	4	2	0.5

TURNOVERS					
Rk	NPC	NPC Code	G	Total	Avg
1	CHEN Jun	CHN	3	27	9.0
2	HAN Guifei	CHN	3	19	6.3
3	CHENG Shuangmiao	CHN	3	14	4.7
4	COLLINS Troye	GBR	3	10	3.3
5	ASH Alan	GBR	3	8	2.7
	BAUMANN Maik	GER	4	8	2.0
	HOLZEM Joerg	GER	4	8	2.0
	MAYER Wolfgang	GER	4	8	2.0
	PICHT Oliver Johannes	GER	4	8	2.0
10	BATT Ryley	AUS	3	6	2.0

BLOCKS					
Rk	NPC	NPC Code	G	Total	Avg
1	TINKER Jeremy	NZL	3	16	5.3
2	SMITH Greg	AUS	3	13	4.3
3	SCHMITT Wolfgang	GER	4	10	2.5
	SIMARD Patrice	CAN	3	10	3.3
5	BARROW Andrew	GBR	3	7	2.3
	WILMOTH Joel	USA	3	7	2.3
7	CHENG Shuangmiao	CHN	3	6	2.0
	HAN Guifei	CHN	3	6	2.0
	ROBERTS Jason	GBR	3	6	2.0
10	CARR Cameron	AUS	3	5	1.7

ASSIST PASS					
Rk	NPC	NPC Code	G	Total	Avg
1	CHEN Jun	CHN	3	42	14.0
2	TAMURA Manabu	JPN	4	22	5.5
3	PALMER Curtis	NZL	3	21	7.0
4	BAUMANN Maik	GER	4	20	5.0
	BUCKINGHAM Daniel	NZL	3	20	6.7
	COLLINS Troye	GBR	3	20	6.7
	HAN Guifei	CHN	3	20	6.7
8	KOESEOGLU Salih	GER	4	17	4.3
9	PICHT Oliver Johannes	GER	4	16	4.0
10	FUJISHIMA Shingo	JPN	4	14	3.5

EXCLUSIONS					
Rk	NPC	NPC Code	G	Total	Avg
1	NAKAZATO Shin	JPN	4	9	2.3
2	BATT Ryley	AUS	3	8	2.7
3	FUJISHIMA Shingo	JPN	4	7	1.8
4	PICHT Oliver Johannes	GER	4	6	1.5
5	KOESEOGLU Salih	GER	4	5	1.3
	TAMURA Manabu	JPN	4	5	1.3
7	BARROW Andrew	GBR	3	4	1.3
	MAYER Wolfgang	GER	4	4	1.0
	MISAKA Hiroyuki	JPN	4	4	1.0
	PAN Zilin	CHN	3	4	1.3

Legend: Avg Average per game G Games played Rk Rank





## INDIVIDUAL STATISTICS

个人技术统计

PENALTIES					
Rk	NPC	NPC Code	G	Total	Avg
1	MAYER Wolfgang	GER	4	2	0.5
2	ASH Alan	GBR	3	1	0.3
	CHAN Ian	CAN	3	1	0.3
	CHEN Jun	CHN	4	1	0.3
	HAN Guifei	CHN	4	1	0.3
	SUMNER Chance	USA	3	1	0.3
	WHITEHEAD Mike	CAN	3	1	0.3
	WILLSIE David	CAN	3	1	0.3
	YU Zhongtao	CHN	4	1	0.3
	ZUPAN Mark	USA	3	1	0.3

GOALS					
Rk	NPC	NPC Code	G	Total	Avg
1	BATT Ryley	AUS	3	73	24.3
2	BUCKINGHAM Daniel	NZL	4	55	13.8
3	COLLINS Troye	GBR	3	52	17.3
4	CHEN Jun	CHN	4	51	12.8
5	SHIMAKAWA Shinichi	JPN	4	49	12.3
6	HAN Guifei	CHN	4	42	10.5
7	FUJISHIMA Shingo	JPN	4	39	9.8
8	GROULX Will	USA	3	35	11.7
	MAYER Wolfgang	GER	4	35	8.8
10	ASH Alan	GBR	3	34	11.3

STEALS					
Rk	NPC	NPC Code	G	Total	Avg
1	BATT Ryley	AUS	3	8	2.7
	BUCKINGHAM Daniel	NZL	4	8	2.0
3	GROULX Will	USA	3	7	2.3
4	PALMER Curtis	NZL	4	6	1.5
5	KIRKLAND Bryan	USA	3	4	1.3
	KLINKHAMER David	NZL	4	4	1.0
7	COHN Andy	USA	3	3	1.0
	KOESEOGLU Salih	GER	4	3	0.8
	NAKAZATO Shin	JPN	4	3	0.8
10	FUJISHIMA Shingo	JPN	4	2	0.5

TURNOVERS					
Rk	NPC	NPC Code	G	Total	Avg
1	CHEN Jun	CHN	4	33	8.3
2	HAN Guifei	CHN	4	26	6.5
3	CHENG Shuangmiao	CHN	4	16	4.0
4	COLLINS Troye	GBR	3	10	3.3
5	ASH Alan	GBR	3	8	2.7
	BAUMANN Maik	GER	4	8	2.0
	HOLZEM Joerg	GER	4	8	2.0
	MAYER Wolfgang	GER	4	8	2.0
	PICHT Oliver Johannes	GER	4	8	2.0
10	SHAO Dequan	CHN	4	7	1.8

BLOCKS					
Rk	NPC	NPC Code	G	Total	Avg
1	TINKER Jeremy	NZL	4	16	4.0
2	SMITH Greg	AUS	3	13	4.3
3	SCHMITT Wolfgang	GER	4	10	2.5
	SIMARD Patrice	CAN	3	10	3.3
5	BARROW Andrew	GBR	3	7	2.3
	CHENG Shuangmiao	CHN	4	7	1.8
	WILMOTH Joel	USA	3	7	2.3
8	HAN Guifei	CHN	4	6	1.5
	KLINKHAMER David	NZL	4	6	1.5
	ROBERTS Jason	GBR	3	6	2.0

ASSIST PASS					
Rk	NPC	NPC Code	G	Total	Avg
1	CHEN Jun	CHN	4	51	12.8
2	PALMER Curtis	NZL	4	27	6.8
3	BUCKINGHAM Daniel	NZL	4	26	6.5
	HAN Guifei	CHN	4	26	6.5
5	TAMURA Manabu	JPN	4	22	5.5
6	BAUMANN Maik	GER	4	20	5.0
	COLLINS Troye	GBR	3	20	6.7
8	KOESEOGLU Salih	GER	4	17	4.3
9	PICHT Oliver Johannes	GER	4	16	4.0
10	FUJISHIMA Shingo	JPN	4	14	3.5

EXCLUSIONS					
Rk	NPC	NPC Code	G	Total	Avg
1	NAKAZATO Shin	JPN	4	9	2.3
2	BATT Ryley	AUS	3	8	2.7
3	FUJISHIMA Shingo	JPN	4	7	1.8
4	PICHT Oliver Johannes	GER	4	6	1.5
5	KOESEOGLU Salih	GER	4	5	1.3
	TAMURA Manabu	JPN	4	5	1.3
7	BARROW Andrew	GBR	3	4	1.3
	MAYER Wolfgang	GER	4	4	1.0
	MISAKA Hiroyuki	JPN	4	4	1.0
	PALMER Curtis	NZL	4	4	1.0

Legend: Avg Average per game G Games played Rk Rank



## INDIVIDUAL STATISTICS

个人技术统计

PENALTIES					
Rk	NPC	NPC Code	G	Total	Avg
1	MAYER Wolfgang	GER	4	2	0.5
2	ASH Alan	GBR	4	1	0.3
	CHAN Ian	CAN	3	1	0.3
	CHEN Jun	CHN	4	1	0.3
	HAN Guifei	CHN	4	1	0.3
	SUMNER Chance	USA	4	1	0.3
	WHITEHEAD Mike	CAN	3	1	0.3
	WILLSIE David	CAN	3	1	0.3
	YU Zhongtao	CHN	4	1	0.3
	ZUPAN Mark	USA	4	1	0.3

GOALS					
Rk	NPC	NPC Code	G	Total	Avg
1	BATT Ryley	AUS	3	73	24.3
2	COLLINS Troye	GBR	4	66	16.5
3	BUCKINGHAM Daniel	NZL	4	55	13.8
4	CHEN Jun	CHN	4	51	12.8
5	SHIMAKAWA Shinichi	JPN	4	49	12.3
6	GROULX Will	USA	4	48	12.0
7	ASH Alan	GBR	4	43	10.8
8	HAN Guifei	CHN	4	42	10.5
9	FUJISHIMA Shingo	JPN	4	39	9.8
10	MAYER Wolfgang	GER	4	35	8.8

STEALS					
Rk	NPC	NPC Code	G	Total	Avg
1	BATT Ryley	AUS	3	8	2.7
	BUCKINGHAM Daniel	NZL	4	8	2.0
3	GROULX Will	USA	4	7	1.8
4	PALMER Curtis	NZL	4	6	1.5
5	KIRKLAND Bryan	USA	4	5	1.3
6	KLINKHAMER David	NZL	4	4	1.0
7	COHN Andy	USA	4	3	0.8
	KOESEOGLU Salih	GER	4	3	0.8
	NAKAZATO Shin	JPN	4	3	0.8
10	FUJISHIMA Shingo	JPN	4	2	0.5

TURNOVERS					
Rk	NPC	NPC Code	G	Total	Avg
1	CHEN Jun	CHN	4	33	8.3
2	HAN Guifei	CHN	4	26	6.5
3	CHENG Shuangmiao	CHN	4	16	4.0
4	COLLINS Troye	GBR	4	11	2.8
5	ASH Alan	GBR	4	9	2.3
6	BAUMANN Maik	GER	4	8	2.0
	HOLZEM Joerg	GER	4	8	2.0
	MAYER Wolfgang	GER	4	8	2.0
	PICHT Oliver Johannes	GER	4	8	2.0
10	SHAO Dequan	CHN	4	7	1.8

BLOCKS					
Rk	NPC	NPC Code	G	Total	Avg
1	TINKER Jeremy	NZL	4	16	4.0
2	ROBERTS Jason	GBR	4	13	3.3
	SMITH Greg	AUS	3	13	4.3
	SPRINGER Nick	USA	4	13	3.3
5	BARROW Andrew	GBR	4	12	3.0
6	SCHMITT Wolfgang	GER	4	10	2.5
	SIMARD Patrice	CAN	3	10	3.3
8	CHENG Shuangmiao	CHN	4	7	1.8
	WILMOTH Joel	USA	4	7	1.8
10	COHN Andy	USA	4	6	1.5

ASSIST PASS					
Rk	NPC	NPC Code	G	Total	Avg
1	CHEN Jun	CHN	4	51	12.8
2	PALMER Curtis	NZL	4	27	6.8
3	BUCKINGHAM Daniel	NZL	4	26	6.5
	HAN Guifei	CHN	4	26	6.5
5	COLLINS Troye	GBR	4	24	6.0
6	TAMURA Manabu	JPN	4	22	5.5
7	BAUMANN Maik	GER	4	20	5.0
8	ASH Alan	GBR	4	18	4.5
9	KOESEOGLU Salih	GER	4	17	4.3
10	PICHT Oliver Johannes	GER	4	16	4.0

EXCLUSIONS					
Rk	NPC	NPC Code	G	Total	Avg
1	NAKAZATO Shin	JPN	4	9	2.3
2	BATT Ryley	AUS	3	8	2.7
3	FUJISHIMA Shingo	JPN	4	7	1.8
4	PICHT Oliver Johannes	GER	4	6	1.5
5	BARROW Andrew	GBR	4	5	1.3
	KOESEOGLU Salih	GER	4	5	1.3
	TAMURA Manabu	JPN	4	5	1.3
8	MAYER Wolfgang	GER	4	4	1.0
	MISAKA Hiroyuki	JPN	4	4	1.0
	PALMER Curtis	NZL	4	4	1.0

Legend: Avg Average per game G Games played Rk Rank



## INDIVIDUAL STATISTICS

个人技术统计

PENALTIES					
Rk	NPC	NPC Code	G	Total	Avg
1	MAYER Wolfgang	GER	4	2	0.5
2	ASH Alan	GBR	4	1	0.3
	CHAN Ian	CAN	4	1	0.3
	CHEN Jun	CHN	4	1	0.3
	HAN Guifei	CHN	4	1	0.3
	SUMNER Chance	USA	4	1	0.3
	WHITEHEAD Mike	CAN	4	1	0.3
	WILLSIE David	CAN	4	1	0.3
	YU Zhongtao	CHN	4	1	0.3
	ZUPAN Mark	USA	4	1	0.3

GOALS					
Rk	NPC	NPC Code	G	Total	Avg
1	BATT Ryley	AUS	4	96	24.0
2	COLLINS Troye	GBR	4	66	16.5
3	BUCKINGHAM Daniel	NZL	4	55	13.8
4	CHEN Jun	CHN	4	51	12.8
5	SHIMAKAWA Shinichi	JPN	4	49	12.3
6	GROULX Will	USA	4	48	12.0
7	ASH Alan	GBR	4	43	10.8
8	HAN Guifei	CHN	4	42	10.5
9	LAVOIE Fabien	CAN	4	41	10.3
10	FUJISHIMA Shingo	JPN	4	39	9.8

STEALS					
Rk	NPC	NPC Code	G	Total	Avg
1	BATT Ryley	AUS	4	9	2.3
2	BUCKINGHAM Daniel	NZL	4	8	2.0
3	GROULX Will	USA	4	7	1.8
4	PALMER Curtis	NZL	4	6	1.5
5	KIRKLAND Bryan	USA	4	5	1.3
6	KLINKHAMER David	NZL	4	4	1.0
7	COHN Andy	USA	4	3	0.8
	KOESEOGLU Salih	GER	4	3	0.8
	NAKAZATO Shin	JPN	4	3	0.8
	SMITH Greg	AUS	4	3	0.8

TURNOVERS					
Rk	NPC	NPC Code	G	Total	Avg
1	CHEN Jun	CHN	4	33	8.3
2	HAN Guifei	CHN	4	26	6.5
3	CHENG Shuangmiao	CHN	4	16	4.0
4	COLLINS Troye	GBR	4	11	2.8
5	ASH Alan	GBR	4	9	2.3
	BATT Ryley	AUS	4	9	2.3
7	BAUMANN Maik	GER	4	8	2.0
	HOLZEM Joerg	GER	4	8	2.0
	MAYER Wolfgang	GER	4	8	2.0
	PICHT Oliver Johannes	GER	4	8	2.0

BLOCKS					
Rk	NPC	NPC Code	G	Total	Avg
1	SMITH Greg	AUS	4	18	4.5
2	TINKER Jeremy	NZL	4	16	4.0
3	ROBERTS Jason	GBR	4	13	3.3
	SIMARD Patrice	CAN	4	13	3.3
	SPRINGER Nick	USA	4	13	3.3
6	BARROW Andrew	GBR	4	12	3.0
7	SCHMITT Wolfgang	GER	4	10	2.5
8	CHENG Shuangmiao	CHN	4	7	1.8
	WILMOTH Joel	USA	4	7	1.8
10	COHN Andy	USA	4	6	1.5

ASSIST PASS					
Rk	NPC	NPC Code	G	Total	Avg
1	CHEN Jun	CHN	4	51	12.8
2	PALMER Curtis	NZL	4	27	6.8
3	BUCKINGHAM Daniel	NZL	4	26	6.5
	HAN Guifei	CHN	4	26	6.5
5	COLLINS Troye	GBR	4	24	6.0
6	TAMURA Manabu	JPN	4	22	5.5
7	BAUMANN Maik	GER	4	20	5.0
8	ASH Alan	GBR	4	18	4.5
9	KOESEOGLU Salih	GER	4	17	4.3
10	BATT Ryley	AUS	4	16	4.0

EXCLUSIONS					
Rk	NPC	NPC Code	G	Total	Avg
1	BATT Ryley	AUS	4	10	2.5
2	NAKAZATO Shin	JPN	4	9	2.3
3	FUJISHIMA Shingo	JPN	4	7	1.8
4	PICHT Oliver Johannes	GER	4	6	1.5
5	BARROW Andrew	GBR	4	5	1.3
	KOESEOGLU Salih	GER	4	5	1.3
	TAMURA Manabu	JPN	4	5	1.3
	WHITEHEAD Mike	CAN	4	5	1.3
9	ERDEM Nazim	AUS	4	4	1.0
	MAYER Wolfgang	GER	4	4	1.0

Legend: Avg Average per game G Games played Rk Rank



## INDIVIDUAL STATISTICS

个人技术统计

PENALTIES					
Rk	NPC	NPC Code	G	Total	Avg
1	MAYER Wolfgang	GER	4	2	0.5
2	ASH Alan	GBR	4	1	0.3
	CHAN Ian	CAN	4	1	0.3
	CHEN Jun	CHN	5	1	0.2
	HAN Guifei	CHN	5	1	0.2
	NAGAYASU Yu	JPN	5	1	0.2
	SUMNER Chance	USA	4	1	0.3
	WHITEHEAD Mike	CAN	4	1	0.3
	WILLSIE David	CAN	4	1	0.3
	YU Zhongtao	CHN	5	1	0.2

GOALS					
Rk	NPC	NPC Code	G	Total	Avg
1	BATT Ryley	AUS	4	96	24.0
2	COLLINS Troye	GBR	4	66	16.5
3	SHIMAKAWA Shinichi	JPN	5	64	12.8
4	CHEN Jun	CHN	5	63	12.6
5	BUCKINGHAM Daniel	NZL	4	55	13.8
6	HAN Guifei	CHN	5	50	10.0
7	FUJISHIMA Shingo	JPN	5	48	9.6
	GROULX Will	USA	4	48	12.0
9	ASH Alan	GBR	4	43	10.8
	TAMURA Manabu	JPN	5	43	8.6

STEALS					
Rk	NPC	NPC Code	G	Total	Avg
1	BATT Ryley	AUS	4	9	2.3
2	BUCKINGHAM Daniel	NZL	4	8	2.0
3	GROULX Will	USA	4	7	1.8
4	PALMER Curtis	NZL	4	6	1.5
	SHIMAKAWA Shinichi	JPN	5	6	1.2
6	KIRKLAND Bryan	USA	4	5	1.3
7	KLINKHAMER David	NZL	4	4	1.0
	TAMURA Manabu	JPN	5	4	0.8
9	COHN Andy	USA	4	3	0.8
	KOSEOGLU Salih	GER	4	3	0.8

TURNOVERS					
Rk	NPC	NPC Code	G	Total	Avg
1	CHEN Jun	CHN	5	38	7.6
	HAN Guifei	CHN	5	38	7.6
3	CHENG Shuangmiao	CHN	5	23	4.6
4	COLLINS Troye	GBR	4	11	2.8
5	ASH Alan	GBR	4	9	2.3
	BATT Ryley	AUS	4	9	2.3
	TAMURA Manabu	JPN	5	9	1.8
8	BAUMANN Maik	GER	4	8	2.0
	HOLZEM Joerg	GER	4	8	2.0
	MAYER Wolfgang	GER	4	8	2.0

BLOCKS					
Rk	NPC	NPC Code	G	Total	Avg
1	SMITH Greg	AUS	4	18	4.5
2	TINKER Jeremy	NZL	4	16	4.0
3	ROBERTS Jason	GBR	4	13	3.3
	SIMARD Patrice	CAN	4	13	3.3
	SPRINGER Nick	USA	4	13	3.3
6	BARROW Andrew	GBR	4	12	3.0
7	SCHMITT Wolfgang	GER	4	10	2.5
8	TAMURA Manabu	JPN	5	8	1.6
9	CHENG Shuangmiao	CHN	5	7	1.4
	HAN Guifei	CHN	5	7	1.4

ASSIST PASS					
Rk	NPC	NPC Code	G	Total	Avg
1	CHEN Jun	CHN	5	61	12.2
2	HAN Guifei	CHN	5	30	6.0
3	PALMER Curtis	NZL	4	27	6.8
4	BUCKINGHAM Daniel	NZL	4	26	6.5
	TAMURA Manabu	JPN	5	26	5.2
6	COLLINS Troye	GBR	4	24	6.0
7	BAUMANN Maik	GER	4	20	5.0
8	ASH Alan	GBR	4	18	4.5
9	FUJISHIMA Shingo	JPN	5	17	3.4
	KOSEOGLU Salih	GER	4	17	4.3

EXCLUSIONS					
Rk	NPC	NPC Code	G	Total	Avg
1	BATT Ryley	AUS	4	10	2.5
	NAKAZATO Shin	JPN	5	10	2.0
3	FUJISHIMA Shingo	JPN	5	9	1.8
4	PICHT Oliver Johannes	GER	4	6	1.5
	TAMURA Manabu	JPN	5	6	1.2
6	BARROW Andrew	GBR	4	5	1.3
	KOSEOGLU Salih	GER	4	5	1.3
	WHITEHEAD Mike	CAN	4	5	1.3
9	ERDEM Nazim	AUS	4	4	1.0
	HAN Guifei	CHN	5	4	0.8

Legend: Avg Average per game G Games played Rk Rank



## INDIVIDUAL STATISTICS

个人技术统计

PENALTIES					
Rk	NPC	NPC Code	G	Total	Avg
1	MAYER Wolfgang	GER	5	2	0.4
2	ASH Alan	GBR	4	1	0.3
	CHAN Ian	CAN	4	1	0.3
	CHEN Jun	CHN	5	1	0.2
	HAN Guifei	CHN	5	1	0.2
	NAGAYASU Yu	JPN	5	1	0.2
	PICHT Oliver Johannes	GER	5	1	0.2
	SUMNER Chance	USA	4	1	0.3
	WHITEHEAD Mike	CAN	4	1	0.3
	WILLSIE David	CAN	4	1	0.3

GOALS					
Rk	NPC	NPC Code	G	Total	Avg
1	BATT Ryley	AUS	4	96	24.0
2	COLLINS Troye	GBR	4	66	16.5
3	SHIMAKAWA Shinichi	JPN	5	64	12.8
4	CHEN Jun	CHN	5	63	12.6
5	BUCKINGHAM Daniel	NZL	5	60	12.0
6	HAN Guifei	CHN	5	50	10.0
7	FUJISHIMA Shingo	JPN	5	48	9.6
	GROULX Will	USA	4	48	12.0
9	MAYER Wolfgang	GER	5	44	8.8
10	ASH Alan	GBR	4	43	10.8

STEALS					
Rk	NPC	NPC Code	G	Total	Avg
1	BATT Ryley	AUS	4	9	2.3
2	BUCKINGHAM Daniel	NZL	5	8	1.6
3	GROULX Will	USA	4	7	1.8
4	PALMER Curtis	NZL	5	6	1.2
	SHIMAKAWA Shinichi	JPN	5	6	1.2
6	KIRKLAND Bryan	USA	4	5	1.3
7	KLINKHAMER David	NZL	5	4	0.8
	TAMURA Manabu	JPN	5	4	0.8
9	COHN Andy	USA	4	3	0.8
	KOESOGLU Salih	GER	5	3	0.6

TURNOVERS					
Rk	NPC	NPC Code	G	Total	Avg
1	CHEN Jun	CHN	5	38	7.6
	HAN Guifei	CHN	5	38	7.6
3	CHENG Shuangmiao	CHN	5	23	4.6
4	COLLINS Troye	GBR	4	11	2.8
5	ASH Alan	GBR	4	9	2.3
	BATT Ryley	AUS	4	9	2.3
	MAYER Wolfgang	GER	5	9	1.8
	TAMURA Manabu	JPN	5	9	1.8
9	BAUMANN Maik	GER	5	8	1.6
	HOLZEM Joerg	GER	5	8	1.6

BLOCKS					
Rk	NPC	NPC Code	G	Total	Avg
1	SMITH Greg	AUS	4	18	4.5
2	TINKER Jeremy	NZL	5	17	3.4
3	ROBERTS Jason	GBR	4	13	3.3
	SIMARD Patrice	CAN	4	13	3.3
	SPRINGER Nick	USA	4	13	3.3
6	BARROW Andrew	GBR	4	12	3.0
	SCHMITT Wolfgang	GER	5	12	2.4
8	TAMURA Manabu	JPN	5	8	1.6
9	CHENG Shuangmiao	CHN	5	7	1.4
	HAN Guifei	CHN	5	7	1.4

ASSIST PASS					
Rk	NPC	NPC Code	G	Total	Avg
1	CHEN Jun	CHN	5	61	12.2
2	PALMER Curtis	NZL	5	34	6.8
3	BUCKINGHAM Daniel	NZL	5	30	6.0
	HAN Guifei	CHN	5	30	6.0
5	TAMURA Manabu	JPN	5	26	5.2
6	COLLINS Troye	GBR	4	24	6.0
7	BAUMANN Maik	GER	5	23	4.6
8	KOESOGLU Salih	GER	5	22	4.4
9	PICHT Oliver Johannes	GER	5	20	4.0
10	ASH Alan	GBR	4	18	4.5

EXCLUSIONS					
Rk	NPC	NPC Code	G	Total	Avg
1	BATT Ryley	AUS	4	10	2.5
	NAKAZATO Shin	JPN	5	10	2.0
3	FUJISHIMA Shingo	JPN	5	9	1.8
4	PICHT Oliver Johannes	GER	5	7	1.4
5	TAMURA Manabu	JPN	5	6	1.2
6	BARROW Andrew	GBR	4	5	1.3
	BUCKINGHAM Daniel	NZL	5	5	1.0
	KOESOGLU Salih	GER	5	5	1.0
	PALMER Curtis	NZL	5	5	1.0
	WHITEHEAD Mike	CAN	4	5	1.3

Legend: Avg Average per game G Games played Rk Rank



## INDIVIDUAL STATISTICS

个人技术统计

PENALTIES					
Rk	NPC	NPC Code	G	Total	Avg
1	MAYER Wolfgang	GER	5	2	0.4
2	ASH Alan	GBR	5	1	0.2
	CHAN Ian	CAN	5	1	0.2
	CHEN Jun	CHN	5	1	0.2
	HAN Guifei	CHN	5	1	0.2
	NAGAYASU Yu	JPN	5	1	0.2
	PICHT Oliver Johannes	GER	5	1	0.2
	SUMNER Chance	USA	4	1	0.3
	WHITEHEAD Mike	CAN	5	1	0.2
	WILLSIE David	CAN	5	1	0.2

GOALS					
Rk	NPC	NPC Code	G	Total	Avg
1	BATT Ryley	AUS	4	96	24.0
2	COLLINS Troye	GBR	5	82	16.4
3	SHIMAKAWA Shinichi	JPN	5	64	12.8
4	CHEN Jun	CHN	5	63	12.6
5	BUCKINGHAM Daniel	NZL	5	60	12.0
6	ASH Alan	GBR	5	55	11.0
7	LAVOIE Fabien	CAN	5	52	10.4
8	HAN Guifei	CHN	5	50	10.0
	WHITEHEAD Mike	CAN	5	50	10.0
10	FUJISHIMA Shingo	JPN	5	48	9.6

STEALS					
Rk	NPC	NPC Code	G	Total	Avg
1	BATT Ryley	AUS	4	9	2.3
2	BUCKINGHAM Daniel	NZL	5	8	1.6
3	GROULX Will	USA	4	7	1.8
4	PALMER Curtis	NZL	5	6	1.2
	SHIMAKAWA Shinichi	JPN	5	6	1.2
6	KIRKLAND Bryan	USA	4	5	1.3
7	KLINKHAMER David	NZL	5	4	0.8
	TAMURA Manabu	JPN	5	4	0.8
9	COHN Andy	USA	4	3	0.8
	KOESOGLU Salih	GER	5	3	0.6

TURNOVERS					
Rk	NPC	NPC Code	G	Total	Avg
1	CHEN Jun	CHN	5	38	7.6
	HAN Guifei	CHN	5	38	7.6
3	CHENG Shuangmiao	CHN	5	23	4.6
4	COLLINS Troye	GBR	5	16	3.2
5	ASH Alan	GBR	5	9	1.8
	BATT Ryley	AUS	4	9	2.3
	MAYER Wolfgang	GER	5	9	1.8
	TAMURA Manabu	JPN	5	9	1.8
9	BAUMANN Maik	GER	5	8	1.6
	HOLZEM Joerg	GER	5	8	1.6

BLOCKS					
Rk	NPC	NPC Code	G	Total	Avg
1	SMITH Greg	AUS	4	18	4.5
2	TINKER Jeremy	NZL	5	17	3.4
3	ROBERTS Jason	GBR	5	16	3.2
4	SIMARD Patrice	CAN	5	15	3.0
5	BARROW Andrew	GBR	5	13	2.6
	SPRINGER Nick	USA	4	13	3.3
7	SCHMITT Wolfgang	GER	5	12	2.4
8	COLLINS Troye	GBR	5	9	1.8
9	PALMER Steven	GBR	5	8	1.6
	TAMURA Manabu	JPN	5	8	1.6

ASSIST PASS					
Rk	NPC	NPC Code	G	Total	Avg
1	CHEN Jun	CHN	5	61	12.2
2	COLLINS Troye	GBR	5	35	7.0
3	PALMER Curtis	NZL	5	34	6.8
4	BUCKINGHAM Daniel	NZL	5	30	6.0
	HAN Guifei	CHN	5	30	6.0
6	TAMURA Manabu	JPN	5	26	5.2
7	ASH Alan	GBR	5	23	4.6
	BAUMANN Maik	GER	5	23	4.6
9	CHAN Ian	CAN	5	22	4.4
	KOESOGLU Salih	GER	5	22	4.4

EXCLUSIONS					
Rk	NPC	NPC Code	G	Total	Avg
1	BATT Ryley	AUS	4	10	2.5
	NAKAZATO Shin	JPN	5	10	2.0
3	FUJISHIMA Shingo	JPN	5	9	1.8
4	WHITEHEAD Mike	CAN	5	8	1.6
5	PICHT Oliver Johannes	GER	5	7	1.4
6	ROBERTS Jason	GBR	5	6	1.2
	TAMURA Manabu	JPN	5	6	1.2
8	BARROW Andrew	GBR	5	5	1.0
	BUCKINGHAM Daniel	NZL	5	5	1.0
	KOESOGLU Salih	GER	5	5	1.0

Legend:	Avg	G	Rk
	Average per game	Games played	Rank



## INDIVIDUAL STATISTICS

个人技术统计

PENALTIES					
Rk	NPC	NPC Code	G	Total	Avg
1	CHAN Ian	CAN	1	1	1.0
	SUMNER Chance	USA	1	1	1.0
	ZUPAN Mark	USA	1	1	1.0

GOALS					
Rk	NPC	NPC Code	G	Total	Avg
1	SHIMAKAWA Shinichi	JPN	1	17	17.0
2	GROULX Will	USA	1	16	16.0
	LAVOIE Fabien	CAN	1	16	16.0
4	CHAN Ian	CAN	1	13	13.0
	HAN Guifei	CHN	1	13	13.0
6	SUMNER Chance	USA	1	12	12.0
	WHITEHEAD Mike	CAN	1	11	11.0
7	ZUPAN Mark	USA	1	11	11.0
	FUJISHIMA Shingo	JPN	1	10	10.0
10	CHEN Jun	CHN	1	7	7.0

STEALS					
Rk	NPC	NPC Code	G	Total	Avg
1	KIRKLAND Bryan	USA	1	3	3.0
2	GROULX Will	USA	1	2	2.0
	LAVOIE Fabien	CAN	1	2	2.0
	McBRIDE Seth	USA	1	2	2.0
	SUMNER Chance	USA	1	2	2.0
6	COHN Andy	USA	1	1	1.0
	SIMARD Patrice	CAN	1	1	1.0
	SPRINGER Nick	USA	1	1	1.0
	ZUPAN Mark	USA	1	1	1.0

TURNOVERS					
Rk	NPC	NPC Code	G	Total	Avg
1	CHEN Jun	CHN	1	13	13.0
2	HAN Guifei	CHN	1	12	12.0
3	CHENG Shuangmiao	CHN	1	4	4.0
4	SATO Yoshito	JPN	1	3	3.0
5	LUANGKHAMDENG Say	CAN	1	2	2.0
	SHAO Dequan	CHN	1	2	2.0
7	FUJISHIMA Shingo	JPN	1	1	1.0
	NAKAZATO Shin	JPN	1	1	1.0
	PAN Zilin	CHN	1	1	1.0
	TAKAHASHI Yoshinobu	JPN	1	1	1.0

BLOCKS					
Rk	NPC	NPC Code	G	Total	Avg
1	CHENG Shuangmiao	CHN	1	4	4.0
	McBRIDE Seth	USA	1	4	4.0
	PARADIS Daniel	CAN	1	4	4.0
	SIMARD Patrice	CAN	1	4	4.0
5	HAN Guifei	CHN	1	3	3.0
	SPRINGER Nick	USA	1	3	3.0
	WILMOTH Joel	USA	1	3	3.0
	XIA Junfeng	CHN	1	3	3.0
9	HOGSETT Scott	USA	1	2	2.0
	KIRKLAND Bryan	USA	1	2	2.0

ASSIST PASS					
Rk	NPC	NPC Code	G	Total	Avg
1	CHEN Jun	CHN	1	17	17.0
2	NAKAZATO Shin	JPN	1	6	6.0
3	SATO Yoshito	JPN	1	5	5.0
	SUMNER Chance	USA	1	5	5.0
6	TAMURA Manabu	JPN	1	5	5.0
	CHAN Ian	CAN	1	4	4.0
	HAN Guifei	CHN	1	4	4.0
	KIRKLAND Bryan	USA	1	4	4.0
	LAVOIE Fabien	CAN	1	4	4.0
	LUANGKHAMDENG Say	CAN	1	4	4.0

EXCLUSIONS					
Rk	NPC	NPC Code	G	Total	Avg
1	FUJISHIMA Shingo	JPN	1	3	3.0
	NAKAZATO Shin	JPN	1	3	3.0
3	ZUPAN Mark	USA	1	2	2.0
4	CHAN Ian	CAN	1	1	1.0
	GROULX Will	USA	1	1	1.0
	HAN Guifei	CHN	1	1	1.0
	HICKLING Garett	CAN	1	1	1.0
	MISAKA Hiroyuki	JPN	1	1	1.0
	PAN Zilin	CHN	1	1	1.0
	SATO Yoshito	JPN	1	1	1.0

<b>Legend:</b>					
<b>Avg</b>	Average per game	<b>G</b>	Games played	<b>Rk</b>	Rank





## INDIVIDUAL STATISTICS

个人技术统计

PENALTIES					
Rk	NPC	NPC Code	G	Total	Avg
1	MAYER Wolfgang	GER	5	2	0.4
2	ASH Alan	GBR	5	1	0.2
	CHAN Ian	CAN	5	1	0.2
	CHEN Jun	CHN	5	1	0.2
	HAN Guifei	CHN	5	1	0.2
	NAGAYASU Yu	JPN	5	1	0.2
	PICHT Oliver Johannes	GER	5	1	0.2
	SUMNER Chance	USA	5	1	0.2
	WHITEHEAD Mike	CAN	5	1	0.2
	WILLSIE David	CAN	5	1	0.2

GOALS					
Rk	NPC	NPC Code	G	Total	Avg
1	BATT Ryley	AUS	5	119	23.8
2	COLLINS Troye	GBR	5	82	16.4
3	GROULX Will	USA	5	64	12.8
	SHIMAKAWA Shinichi	JPN	5	64	12.8
5	CHEN Jun	CHN	5	63	12.6
6	BUCKINGHAM Daniel	NZL	5	60	12.0
7	ASH Alan	GBR	5	55	11.0
8	LAVOIE Fabien	CAN	5	52	10.4
9	HAN Guifei	CHN	5	50	10.0
	WHITEHEAD Mike	CAN	5	50	10.0

STEALS					
Rk	NPC	NPC Code	G	Total	Avg
1	GROULX Will	USA	5	11	2.2
2	BATT Ryley	AUS	5	10	2.0
3	BUCKINGHAM Daniel	NZL	5	8	1.6
4	KIRKLAND Bryan	USA	5	6	1.2
	PALMER Curtis	NZL	5	6	1.2
	SHIMAKAWA Shinichi	JPN	5	6	1.2
7	COHN Andy	USA	5	4	0.8
	KLINKHAMER David	NZL	5	4	0.8
	TAMURA Manabu	JPN	5	4	0.8
10	KOESEOGLU Salih	GER	5	3	0.6

TURNOVERS					
Rk	NPC	NPC Code	G	Total	Avg
1	CHEN Jun	CHN	5	38	7.6
	HAN Guifei	CHN	5	38	7.6
3	CHENG Shuangmiao	CHN	5	23	4.6
4	COLLINS Troye	GBR	5	16	3.2
5	BATT Ryley	AUS	5	13	2.6
6	ASH Alan	GBR	5	9	1.8
	MAYER Wolfgang	GER	5	9	1.8
	TAMURA Manabu	JPN	5	9	1.8
9	ALMAN Bryce	AUS	5	8	1.6
	BAUMANN Maik	GER	5	8	1.6

BLOCKS					
Rk	NPC	NPC Code	G	Total	Avg
1	SMITH Greg	AUS	5	21	4.2
2	TINKER Jeremy	NZL	5	17	3.4
3	ROBERTS Jason	GBR	5	16	3.2
4	SIMARD Patrice	CAN	5	15	3.0
5	SPRINGER Nick	USA	5	14	2.8
6	BARROW Andrew	GBR	5	13	2.6
7	SCHMITT Wolfgang	GER	5	12	2.4
8	COLLINS Troye	GBR	5	9	1.8
9	PALMER Steven	GBR	5	8	1.6
	TAMURA Manabu	JPN	5	8	1.6

ASSIST PASS					
Rk	NPC	NPC Code	G	Total	Avg
1	CHEN Jun	CHN	5	61	12.2
2	COLLINS Troye	GBR	5	35	7.0
3	PALMER Curtis	NZL	5	34	6.8
4	BUCKINGHAM Daniel	NZL	5	30	6.0
	HAN Guifei	CHN	5	30	6.0
6	BATT Ryley	AUS	5	28	5.6
7	TAMURA Manabu	JPN	5	26	5.2
8	ASH Alan	GBR	5	23	4.6
	BAUMANN Maik	GER	5	23	4.6
10	CHAN Ian	CAN	5	22	4.4

EXCLUSIONS					
Rk	NPC	NPC Code	G	Total	Avg
1	BATT Ryley	AUS	5	13	2.6
2	NAKAZATO Shin	JPN	5	10	2.0
3	FUJISHIMA Shingo	JPN	5	9	1.8
4	WHITEHEAD Mike	CAN	5	8	1.6
5	PICHT Oliver Johannes	GER	5	7	1.4
6	ROBERTS Jason	GBR	5	6	1.2
	TAMURA Manabu	JPN	5	6	1.2
	VITALE Scott	AUS	5	6	1.2
9	BARROW Andrew	GBR	5	5	1.0
	BUCKINGHAM Daniel	NZL	5	5	1.0

<b>Legend:</b>					
Avg	Average per game	G	Games played	Rk	Rank





## INDIVIDUAL STATISTICS

个人技术统计

PENALTIES					
Rk	NPC	NPC Code	G	Total	Avg
1	CHAN Ian	CAN	1	1	1.0
	MAYER Wolfgang	GER	1	1	1.0
	SUMNER Chance	USA	1	1	1.0
	ZUPAN Mark	USA	1	1	1.0

GOALS					
Rk	NPC	NPC Code	G	Total	Avg
1	BATT Ryley	AUS	1	24	24.0
2	SHIMAKAWA Shinichi	JPN	1	17	17.0
3	GROULX Will	USA	1	16	16.0
	LAVOIE Fabien	CAN	1	16	16.0
5	CHAN Ian	CAN	1	13	13.0
	HAN Guifei	CHN	1	13	13.0
7	SUMNER Chance	USA	1	12	12.0
8	WHITEHEAD Mike	CAN	1	11	11.0
	ZUPAN Mark	USA	1	11	11.0
10	FUJISHIMA Shingo	JPN	1	10	10.0

STEALS					
Rk	NPC	NPC Code	G	Total	Avg
1	BATT Ryley	AUS	1	5	5.0
2	KIRKLAND Bryan	USA	1	3	3.0
3	GROULX Will	USA	1	2	2.0
	LAVOIE Fabien	CAN	1	2	2.0
	McBRIDE Seth	USA	1	2	2.0
	SUMNER Chance	USA	1	2	2.0
7	COHN Andy	USA	1	1	1.0
	HOLZEM Joerg	GER	1	1	1.0
	SIMARD Patrice	CAN	1	1	1.0
	SMITH Greg	AUS	1	1	1.0

TURNOVERS					
Rk	NPC	NPC Code	G	Total	Avg
1	CHEN Jun	CHN	1	13	13.0
2	HAN Guifei	CHN	1	12	12.0
3	BAUMANN Maik	GER	1	5	5.0
4	CHENG Shuangmiao	CHN	1	4	4.0
5	HOLZEM Joerg	GER	1	3	3.0
	SATO Yoshito	JPN	1	3	3.0
7	BATT Ryley	AUS	1	2	2.0
	HUCKS George	AUS	1	2	2.0
	LUANGKHAMDENG Say	CAN	1	2	2.0
	MENEZLA Nacer	GER	1	2	2.0

BLOCKS					
Rk	NPC	NPC Code	G	Total	Avg
1	SCHMITT Wolfgang	GER	1	5	5.0
	SMITH Greg	AUS	1	5	5.0
3	CHENG Shuangmiao	CHN	1	4	4.0
	McBRIDE Seth	USA	1	4	4.0
	PARADIS Daniel	CAN	1	4	4.0
	SIMARD Patrice	CAN	1	4	4.0
7	HAN Guifei	CHN	1	3	3.0
	MENEZLA Nacer	GER	1	3	3.0
	SPRINGER Nick	USA	1	3	3.0
	WILMOTH Joel	USA	1	3	3.0

ASSIST PASS					
Rk	NPC	NPC Code	G	Total	Avg
1	CHEN Jun	CHN	1	17	17.0
2	BAUMANN Maik	GER	1	7	7.0
3	HOLZEM Joerg	GER	1	6	6.0
	NAKAZATO Shin	JPN	1	6	6.0
5	KOESIOGLU Salih	GER	1	5	5.0
	SATO Yoshito	JPN	1	5	5.0
	SUMNER Chance	USA	1	5	5.0
	TAMURA Manabu	JPN	1	5	5.0
9	BATT Ryley	AUS	1	4	4.0
	CHAN Ian	CAN	1	4	4.0

EXCLUSIONS					
Rk	NPC	NPC Code	G	Total	Avg
1	FUJISHIMA Shingo	JPN	1	3	3.0
	NAKAZATO Shin	JPN	1	3	3.0
3	ZUPAN Mark	USA	1	2	2.0
4	ALMAN Bryce	AUS	1	1	1.0
	BAUMANN Maik	GER	1	1	1.0
	BOXALL Grant	AUS	1	1	1.0
	CHAN Ian	CAN	1	1	1.0
	GROULX Will	USA	1	1	1.0
	HAN Guifei	CHN	1	1	1.0
	HICKLING Garett	CAN	1	1	1.0

Legend: Avg Average per game G Games played Rk Rank



## INDIVIDUAL STATISTICS

个人技术统计

PENALTIES					
Rk	NPC	NPC Code	G	Total	Avg
1	ASH Alan	GBR	1	1	1.0
	CHAN Ian	CAN	1	1	1.0
	MAYER Wolfgang	GER	1	1	1.0
	SUMNER Chance	USA	1	1	1.0
	ZUPAN Mark	USA	1	1	1.0

GOALS					
Rk	NPC	NPC Code	G	Total	Avg
1	BATT Ryley	AUS	1	24	24.0
2	COLLINS Troye	GBR	1	17	17.0
	SHIMAKAWA Shinichi	JPN	1	17	17.0
4	BUCKINGHAM Daniel	NZL	1	16	16.0
	GROULX Will	USA	1	16	16.0
7	LAVOIE Fabien	CAN	1	16	16.0
	ASH Alan	GBR	1	13	13.0
	CHAN Ian	CAN	1	13	13.0
10	HAN Guifei	CHN	1	13	13.0
	SUMNER Chance	USA	1	12	12.0

STEALS					
Rk	NPC	NPC Code	G	Total	Avg
1	BATT Ryley	AUS	1	5	5.0
2	KIRKLAND Bryan	USA	1	3	3.0
3	BUCKINGHAM Daniel	NZL	1	2	2.0
	GROULX Will	USA	1	2	2.0
LAVOIE Fabien	LAVOIE Fabien	CAN	1	2	2.0
	McBRIDE Seth	USA	1	2	2.0
	SUMNER Chance	USA	1	2	2.0
8	ASH Alan	GBR	1	1	1.0
	COHN Andy	USA	1	1	1.0
	HOLZEM Joerg	GER	1	1	1.0

TURNOVERS					
Rk	NPC	NPC Code	G	Total	Avg
1	CHEN Jun	CHN	1	13	13.0
2	HAN Guifei	CHN	1	12	12.0
3	BAUMANN Maik	GER	1	5	5.0
4	CHENG Shuangmiao	CHN	1	4	4.0
5	COLLINS Troye	GBR	1	3	3.0
	HOLZEM Joerg	GER	1	3	3.0
8	SATO Yoshito	JPN	1	3	3.0
	ASH Alan	GBR	1	2	2.0
BATT Ryley	BATT Ryley	AUS	1	2	2.0
	HUCKS George	AUS	1	2	2.0

BLOCKS					
Rk	NPC	NPC Code	G	Total	Avg
1	TINKER Jeremy	NZL	1	9	9.0
2	SCHMITT Wolfgang	GER	1	5	5.0
	SMITH Greg	AUS	1	5	5.0
4	CHENG Shuangmiao	CHN	1	4	4.0
	McBRIDE Seth	USA	1	4	4.0
PARADIS Daniel	PARADIS Daniel	CAN	1	4	4.0
	SIMARD Patrice	CAN	1	4	4.0
	HAN Guifei	CHN	1	3	3.0
8	MENEZLA Nacer	GER	1	3	3.0
	MORRISON Ross	GBR	1	3	3.0

ASSIST PASS					
Rk	NPC	NPC Code	G	Total	Avg
1	CHEN Jun	CHN	1	17	17.0
2	BUCKINGHAM Daniel	NZL	1	10	10.0
3	BAUMANN Maik	GER	1	7	7.0
	COLLINS Troye	GBR	1	7	7.0
5	ASH Alan	GBR	1	6	6.0
	HOLZEM Joerg	GER	1	6	6.0
JOHNSON Tim	JOHNSON Tim	NZL	1	6	6.0
	NAKAZATO Shin	JPN	1	6	6.0
	KOESEOGLU Salih	GER	1	5	5.0
9	PALMER Curtis	NZL	1	5	5.0

EXCLUSIONS					
Rk	NPC	NPC Code	G	Total	Avg
1	FUJISHIMA Shingo	JPN	1	3	3.0
	NAKAZATO Shin	JPN	1	3	3.0
3	ZUPAN Mark	USA	1	2	2.0
4	ALMAN Bryce	AUS	1	1	1.0
	BARROW Andrew	GBR	1	1	1.0
BAUMANN Maik	GER	1	1	1.0	
BOXALL Grant	AUS	1	1	1.0	
BUCKINGHAM Daniel	NZL	1	1	1.0	
CHAN Ian	CAN	1	1	1.0	
GROULX Will	USA	1	1	1.0	

Legend: Avg Average per game G Games played Rk Rank



## INDIVIDUAL STATISTICS

个人技术统计

PENALTIES					
Rk	NPC	NPC Code	G	Total	Avg
1	ASH Alan	GBR	1	1	1.0
	CHAN Ian	CAN	2	1	0.5
	CHEN Jun	CHN	2	1	0.5
	MAYER Wolfgang	GER	1	1	1.0
	SUMNER Chance	USA	1	1	1.0
	WHITEHEAD Mike	CAN	2	1	0.5
	WILLSIE David	CAN	2	1	0.5
	YU Zhongtao	CHN	2	1	0.5
	ZUPAN Mark	USA	1	1	1.0

GOALS					
Rk	NPC	NPC Code	G	Total	Avg
1	BATT Ryley	AUS	1	24	24.0
2	LAVOIE Fabien	CAN	2	22	11.0
3	HAN Guifei	CHN	2	20	10.0
4	WHITEHEAD Mike	CAN	2	19	9.5
5	CHEN Jun	CHN	2	17	8.5
	COLLINS Troye	GBR	1	17	17.0
8	SHIMAKAWA Shinichi	JPN	1	17	17.0
	BUCKINGHAM Daniel	NZL	1	16	16.0
	CHAN Ian	CAN	2	16	8.0
	GROULX Will	USA	1	16	16.0

STEALS					
Rk	NPC	NPC Code	G	Total	Avg
1	BATT Ryley	AUS	1	5	5.0
2	KIRKLAND Bryan	USA	1	3	3.0
3	BUCKINGHAM Daniel	NZL	1	2	2.0
	GROULX Will	USA	1	2	2.0
10	HICKLING Garrett	CAN	2	2	1.0
	LAVOIE Fabien	CAN	2	2	1.0
	McBRIDE Seth	USA	1	2	2.0
	SIMARD Patrice	CAN	2	2	1.0
	SUMNER Chance	USA	1	2	2.0
	ASH Alan	GBR	1	1	1.0

TURNOVERS					
Rk	NPC	NPC Code	G	Total	Avg
1	CHEN Jun	CHN	2	22	11.0
2	HAN Guifei	CHN	2	15	7.5
3	CHENG Shuangmiao	CHN	2	9	4.5
4	SHAO Dequan	CHN	2	6	3.0
5	BAUMANN Maik	GER	1	5	5.0
6	TIAN Shilin	CHN	2	4	2.0
7	COLLINS Troye	GBR	1	3	3.0
	HOLZEM Joerg	GER	1	3	3.0
10	PAN Zilin	CHN	2	3	1.5
	SATO Yoshito	JPN	1	3	3.0

BLOCKS					
Rk	NPC	NPC Code	G	Total	Avg
1	TINKER Jeremy	NZL	1	9	9.0
2	SIMARD Patrice	CAN	2	7	3.5
3	SCHMITT Wolfgang	GER	1	5	5.0
	SMITH Greg	AUS	1	5	5.0
6	XIA Junfeng	CHN	2	5	2.5
	CHENG Shuangmiao	CHN	2	4	2.0
	HAN Guifei	CHN	2	4	2.0
	McBRIDE Seth	USA	1	4	4.0
	PARADIS Daniel	CAN	2	4	2.0
	MENEZLA Nacer	GER	1	3	3.0

ASSIST PASS					
Rk	NPC	NPC Code	G	Total	Avg
1	CHEN Jun	CHN	2	28	14.0
2	LUANGKHAMDENG Say	CAN	2	11	5.5
3	BUCKINGHAM Daniel	NZL	1	10	10.0
	HAN Guifei	CHN	2	10	5.0
6	WHITEHEAD Mike	CAN	2	10	5.0
	BAUMANN Maik	GER	1	7	7.0
	CHAN Ian	CAN	2	7	3.5
	COLLINS Troye	GBR	1	7	7.0
9	ASH Alan	GBR	1	6	6.0
	HICKLING Garrett	CAN	2	6	3.0

EXCLUSIONS					
Rk	NPC	NPC Code	G	Total	Avg
1	FUJISHIMA Shingo	JPN	1	3	3.0
	NAKAZATO Shin	JPN	1	3	3.0
3	PAN Zilin	CHN	2	2	1.0
	TIAN Shilin	CHN	2	2	1.0
6	ZUPAN Mark	USA	1	2	2.0
	ALMAN Bryce	AUS	1	1	1.0
	BARROW Andrew	GBR	1	1	1.0
	BAUMANN Maik	GER	1	1	1.0
	BOXALL Grant	AUS	1	1	1.0
	BUCKINGHAM Daniel	NZL	1	1	1.0

Legend: Avg Average per game G Games played Rk Rank



## INDIVIDUAL STATISTICS

个人技术统计

PENALTIES					
Rk	NPC	NPC Code	G	Total	Avg
1	ASH Alan	GBR	1	1	1.0
	CHAN Ian	CAN	2	1	0.5
	CHEN Jun	CHN	2	1	0.5
	MAYER Wolfgang	GER	1	1	1.0
	SUMNER Chance	USA	2	1	0.5
	WHITEHEAD Mike	CAN	2	1	0.5
	WILLSIE David	CAN	2	1	0.5
	YU Zhongtao	CHN	2	1	0.5
	ZUPAN Mark	USA	2	1	0.5

GOALS					
Rk	NPC	NPC Code	G	Total	Avg
1	SHIMAKAWA Shinichi	JPN	2	29	14.5
2	GROULX Will	USA	2	28	14.0
3	BATT Ryley	AUS	1	24	24.0
4	LAVOIE Fabien	CAN	2	22	11.0
5	HAN Guifei	CHN	2	20	10.0
6	WHITEHEAD Mike	CAN	2	19	9.5
7	ZUPAN Mark	USA	2	18	9.0
8	CHEN Jun	CHN	2	17	8.5
	COLLINS Troye	GBR	1	17	17.0
10	BUCKINGHAM Daniel	NZL	1	16	16.0

STEALS					
Rk	NPC	NPC Code	G	Total	Avg
1	GROULX Will	USA	2	6	3.0
2	BATT Ryley	AUS	1	5	5.0
3	KIRKLAND Bryan	USA	2	4	2.0
4	BUCKINGHAM Daniel	NZL	1	2	2.0
	COHN Andy	USA	2	2	1.0
	HICKLING Gareth	CAN	2	2	1.0
	LAVOIE Fabien	CAN	2	2	1.0
	McBRIDE Seth	USA	2	2	1.0
	SIMARD Patrice	CAN	2	2	1.0
	SPRINGER Nick	USA	2	2	1.0

TURNOVERS					
Rk	NPC	NPC Code	G	Total	Avg
1	CHEN Jun	CHN	2	22	11.0
2	HAN Guifei	CHN	2	15	7.5
3	CHENG Shuangmiao	CHN	2	9	4.5
4	SHAO Dequan	CHN	2	6	3.0
5	BAUMANN Maik	GER	1	5	5.0
	TAMURA Manabu	JPN	2	5	2.5
7	SATO Yoshito	JPN	2	4	2.0
	TIAN Shilin	CHN	2	4	2.0
9	COLLINS Troye	GBR	1	3	3.0
	HOLZEM Joerg	GER	1	3	3.0

BLOCKS					
Rk	NPC	NPC Code	G	Total	Avg
1	TINKER Jeremy	NZL	1	9	9.0
2	SIMARD Patrice	CAN	2	7	3.5
3	HOGSETT Scott	USA	2	5	2.5
	SCHMITT Wolfgang	GER	1	5	5.0
	SMITH Greg	AUS	1	5	5.0
	SPRINGER Nick	USA	2	5	2.5
	WILMOTH Joel	USA	2	5	2.5
	XIA Junfeng	CHN	2	5	2.5
9	CHENG Shuangmiao	CHN	2	4	2.0
	HAN Guifei	CHN	2	4	2.0

ASSIST PASS					
Rk	NPC	NPC Code	G	Total	Avg
1	CHEN Jun	CHN	2	28	14.0
2	TAMURA Manabu	JPN	2	14	7.0
3	LUANGKHAMDENG Say	CAN	2	11	5.5
4	BUCKINGHAM Daniel	NZL	1	10	10.0
	HAN Guifei	CHN	2	10	5.0
	WHITEHEAD Mike	CAN	2	10	5.0
7	MISAKA Hiroyuki	JPN	2	9	4.5
8	KIRKLAND Bryan	USA	2	8	4.0
9	BAUMANN Maik	GER	1	7	7.0
	CHAN Ian	CAN	2	7	3.5

EXCLUSIONS					
Rk	NPC	NPC Code	G	Total	Avg
1	FUJISHIMA Shingo	JPN	2	5	2.5
2	ZUPAN Mark	USA	2	4	2.0
3	NAKAZATO Shin	JPN	2	3	1.5
	TAMURA Manabu	JPN	2	3	1.5
5	MISAKA Hiroyuki	JPN	2	2	1.0
	PAN Zilin	CHN	2	2	1.0
	TIAN Shilin	CHN	2	2	1.0
8	ALMAN Bryce	AUS	1	1	1.0
	BARROW Andrew	GBR	1	1	1.0
	BAUMANN Maik	GER	1	1	1.0

Legend: Avg Average per game G Games played Rk Rank



## INDIVIDUAL STATISTICS

个人技术统计

PENALTIES					
Rk	NPC	NPC Code	G	Total	Avg
1	ASH Alan	GBR	1	1	1.0
	CHAN Ian	CAN	2	1	0.5
	CHEN Jun	CHN	2	1	0.5
	MAYER Wolfgang	GER	1	1	1.0
	SUMNER Chance	USA	2	1	0.5
	WHITEHEAD Mike	CAN	2	1	0.5
	WILLSIE David	CAN	2	1	0.5
	YU Zhongtao	CHN	2	1	0.5
	ZUPAN Mark	USA	2	1	0.5

GOALS					
Rk	NPC	NPC Code	G	Total	Avg
1	BATT Ryley	AUS	2	51	25.5
2	BUCKINGHAM Daniel	NZL	2	29	14.5
	SHIMAKAWA Shinichi	JPN	2	29	14.5
4	GROULX Will	USA	2	28	14.0
5	LAVOIE Fabien	CAN	2	22	11.0
6	HAN Guifei	CHN	2	20	10.0
7	WHITEHEAD Mike	CAN	2	19	9.5
8	ZUPAN Mark	USA	2	18	9.0
9	CHEN Jun	CHN	2	17	8.5
	COLLINS Troye	GBR	1	17	17.0

STEALS					
Rk	NPC	NPC Code	G	Total	Avg
1	BATT Ryley	AUS	2	6	3.0
	GROULX Will	USA	2	6	3.0
3	KIRKLAND Bryan	USA	2	4	2.0
4	BUCKINGHAM Daniel	NZL	2	3	1.5
5	COHN Andy	USA	2	2	1.0
	HICKLING Gareth	CAN	2	2	1.0
	LAVOIE Fabien	CAN	2	2	1.0
	McBRIDE Seth	USA	2	2	1.0
	PALMER Curtis	NZL	2	2	1.0
	SIMARD Patrice	CAN	2	2	1.0

TURNOVERS					
Rk	NPC	NPC Code	G	Total	Avg
1	CHEN Jun	CHN	2	22	11.0
2	HAN Guifei	CHN	2	15	7.5
3	CHENG Shuangmiao	CHN	2	9	4.5
4	SHAO Dequan	CHN	2	6	3.0
5	BATT Ryley	AUS	2	5	2.5
	BAUMANN Maik	GER	1	5	5.0
	BUCKINGHAM Daniel	NZL	2	5	2.5
	PALMER Curtis	NZL	2	5	2.5
	TAMURA Manabu	JPN	2	5	2.5
10	SATO Yoshito	JPN	2	4	2.0

BLOCKS					
Rk	NPC	NPC Code	G	Total	Avg
1	TINKER Geremy	NZL	2	13	6.5
2	SIMARD Patrice	CAN	2	7	3.5
	SMITH Greg	AUS	2	7	3.5
4	HOGSETT Scott	USA	2	5	2.5
	SCHMITT Wolfgang	GER	1	5	5.0
	SPRINGER Nick	USA	2	5	2.5
	WILMOTH Joel	USA	2	5	2.5
	XIA Junfeng	CHN	2	5	2.5
9	CHENG Shuangmiao	CHN	2	4	2.0
	ERDEM Nazim	AUS	2	4	2.0

ASSIST PASS					
Rk	NPC	NPC Code	G	Total	Avg
1	CHEN Jun	CHN	2	28	14.0
2	TAMURA Manabu	JPN	2	14	7.0
3	BUCKINGHAM Daniel	NZL	2	12	6.0
4	JOHNSON Tim	NZL	2	11	5.5
	LUANGKHAMDENG Say	CAN	2	11	5.5
	PALMER Curtis	NZL	2	11	5.5
7	HAN Guifei	CHN	2	10	5.0
	WHITEHEAD Mike	CAN	2	10	5.0
9	MISAKA Hiroyuki	JPN	2	9	4.5
10	KIRKLAND Bryan	USA	2	8	4.0

EXCLUSIONS					
Rk	NPC	NPC Code	G	Total	Avg
1	BATT Ryley	AUS	2	5	2.5
	FUJISHIMA Shingo	JPN	2	5	2.5
3	ZUPAN Mark	USA	2	4	2.0
4	NAKAZATO Shin	JPN	2	3	1.5
	TAMURA Manabu	JPN	2	3	1.5
	TINKER Geremy	NZL	2	3	1.5
	VITALE Scott	AUS	2	3	1.5
8	ALMAN Bryce	AUS	2	2	1.0
	BUCKINGHAM Daniel	NZL	2	2	1.0
	JOHNSON Tim	NZL	2	2	1.0

Legend: Avg Average per game G Games played Rk Rank



## INDIVIDUAL STATISTICS

个人技术统计

PENALTIES					
Rk	NPC	NPC Code	G	Total	Avg
1	ASH Alan	GBR	2	1	0.5
	CHAN Ian	CAN	2	1	0.5
	CHEN Jun	CHN	2	1	0.5
	MAYER Wolfgang	GER	2	1	0.5
	SUMNER Chance	USA	2	1	0.5
	WHITEHEAD Mike	CAN	2	1	0.5
	WILLSIE David	CAN	2	1	0.5
	YU Zhongtao	CHN	2	1	0.5
	ZUPAN Mark	USA	2	1	0.5

GOALS					
Rk	NPC	NPC Code	G	Total	Avg
1	BATT Ryley	AUS	2	51	25.5
2	COLLINS Troye	GBR	2	34	17.0
3	BUCKINGHAM Daniel	NZL	2	29	14.5
	SHIMAKAWA Shinichi	JPN	2	29	14.5
5	GROULX Will	USA	2	28	14.0
6	ASH Alan	GBR	2	27	13.5
7	LAVOIE Fabien	CAN	2	22	11.0
8	HAN Guifei	CHN	2	20	10.0
9	WHITEHEAD Mike	CAN	2	19	9.5
10	MAYER Wolfgang	GER	2	18	9.0

STEALS					
Rk	NPC	NPC Code	G	Total	Avg
1	BATT Ryley	AUS	2	6	3.0
	GROULX Will	USA	2	6	3.0
3	KIRKLAND Bryan	USA	2	4	2.0
4	BUCKINGHAM Daniel	NZL	2	3	1.5
5	COHN Andy	USA	2	2	1.0
	HICKLING Garrett	CAN	2	2	1.0
	KOESEOGLU Salih	GER	2	2	1.0
	LAVOIE Fabien	CAN	2	2	1.0
	McBRIDE Seth	USA	2	2	1.0
	PALMER Curtis	NZL	2	2	1.0

TURNOVERS					
Rk	NPC	NPC Code	G	Total	Avg
1	CHEN Jun	CHN	2	22	11.0
2	HAN Guifei	CHN	2	15	7.5
3	CHENG Shuangmiao	CHN	2	9	4.5
4	BAUMANN Maik	GER	2	7	3.5
5	COLLINS Troye	GBR	2	6	3.0
	HOLZEM Joerg	GER	2	6	3.0
8	SHAO Dequan	CHN	2	6	3.0
	BATT Ryley	AUS	2	5	2.5
10	BUCKINGHAM Daniel	NZL	2	5	2.5
	PALMER Curtis	NZL	2	5	2.5

BLOCKS					
Rk	NPC	NPC Code	G	Total	Avg
1	TINKER Jeremy	NZL	2	13	6.5
2	SCHMITT Wolfgang	GER	2	7	3.5
	SIMARD Patrice	CAN	2	7	3.5
5	SMITH Greg	AUS	2	7	3.5
	HOGSETT Scott	USA	2	5	2.5
9	SPRINGER Nick	USA	2	5	2.5
	WILMOTH Joel	USA	2	5	2.5
	XIA Junfeng	CHN	2	5	2.5
10	CHENG Shuangmiao	CHN	2	4	2.0
	COLLINS Troye	GBR	2	4	2.0

ASSIST PASS					
Rk	NPC	NPC Code	G	Total	Avg
1	CHEN Jun	CHN	2	28	14.0
2	TAMURA Manabu	JPN	2	14	7.0
3	BAUMANN Maik	GER	2	12	6.0
	BUCKINGHAM Daniel	NZL	2	12	6.0
7	COLLINS Troye	GBR	2	12	6.0
	KOESEOGLU Salih	GER	2	12	6.0
	JOHNSON Tim	NZL	2	11	5.5
10	LUANGKHAMDENG Say	CAN	2	11	5.5
	PALMER Curtis	NZL	2	11	5.5
10	HAN Guifei	CHN	2	10	5.0

EXCLUSIONS					
Rk	NPC	NPC Code	G	Total	Avg
1	BATT Ryley	AUS	2	5	2.5
	FUJISHIMA Shingo	JPN	2	5	2.5
3	ZUPAN Mark	USA	2	4	2.0
4	NAKAZATO Shin	JPN	2	3	1.5
	ROBERTS Jason	GBR	2	3	1.5
9	TAMURA Manabu	JPN	2	3	1.5
	TINKER Jeremy	NZL	2	3	1.5
10	VITALE Scott	AUS	2	3	1.5
	ALMAN Bryce	AUS	2	2	1.0
10	BARROW Andrew	GBR	2	2	1.0

Legend: Avg Average per game G Games played Rk Rank



## INDIVIDUAL STATISTICS

个人技术统计

PENALTIES					
Rk	NPC	NPC Code	G	Total	Avg
1	ASH Alan	GBR	2	1	0.5
	CHAN Ian	CAN	2	1	0.5
	CHEN Jun	CHN	3	1	0.3
	MAYER Wolfgang	GER	2	1	0.5
	SUMNER Chance	USA	2	1	0.5
	WHITEHEAD Mike	CAN	2	1	0.5
	WILLSIE David	CAN	2	1	0.5
	YU Zhongtao	CHN	3	1	0.3
	ZUPAN Mark	USA	2	1	0.5

GOALS					
Rk	NPC	NPC Code	G	Total	Avg
1	BATT Ryley	AUS	2	51	25.5
2	SHIMAKAWA Shinichi	JPN	3	42	14.0
3	COLLINS Troye	GBR	2	34	17.0
4	CHEN Jun	CHN	3	32	10.7
5	BUCKINGHAM Daniel	NZL	2	29	14.5
	FUJISHIMA Shingo	JPN	3	29	9.7
	HAN Guifei	CHN	3	29	9.7
8	GROULX Will	USA	2	28	14.0
9	ASH Alan	GBR	2	27	13.5
10	LAVOIE Fabien	CAN	2	22	11.0

STEALS					
Rk	NPC	NPC Code	G	Total	Avg
1	BATT Ryley	AUS	2	6	3.0
	GROULX Will	USA	2	6	3.0
3	KIRKLAND Bryan	USA	2	4	2.0
4	BUCKINGHAM Daniel	NZL	2	3	1.5
5	COHN Andy	USA	2	2	1.0
	FUJISHIMA Shingo	JPN	3	2	0.7
	HICKLING Garrett	CAN	2	2	1.0
	KOESOGLU Salih	GER	2	2	1.0
	LAVOIE Fabien	CAN	2	2	1.0
	McBRIDE Seth	USA	2	2	1.0

TURNOVERS					
Rk	NPC	NPC Code	G	Total	Avg
1	CHEN Jun	CHN	3	27	9.0
2	HAN Guifei	CHN	3	19	6.3
3	CHENG Shuangmiao	CHN	3	14	4.7
4	BAUMANN Maik	GER	2	7	3.5
5	COLLINS Troye	GBR	2	6	3.0
	HOLZEM Joerg	GER	2	6	3.0
	SHAO Dequan	CHN	3	6	2.0
8	BATT Ryley	AUS	2	5	2.5
	BUCKINGHAM Daniel	NZL	2	5	2.5
	PALMER Curtis	NZL	2	5	2.5

BLOCKS					
Rk	NPC	NPC Code	G	Total	Avg
1	TINKER Jeremy	NZL	2	13	6.5
2	SCHMITT Wolfgang	GER	2	7	3.5
	SIMARD Patrice	CAN	2	7	3.5
	SMITH Greg	AUS	2	7	3.5
5	CHENG Shuangmiao	CHN	3	6	2.0
	HAN Guifei	CHN	3	6	2.0
7	HOGSETT Scott	USA	2	5	2.5
	SPRINGER Nick	USA	2	5	2.5
	TAMURA Manabu	JPN	3	5	1.7
	WILMOTH Joel	USA	2	5	2.5

ASSIST PASS					
Rk	NPC	NPC Code	G	Total	Avg
1	CHEN Jun	CHN	3	42	14.0
2	TAMURA Manabu	JPN	3	21	7.0
3	HAN Guifei	CHN	3	20	6.7
4	BAUMANN Maik	GER	2	12	6.0
	BUCKINGHAM Daniel	NZL	2	12	6.0
	COLLINS Troye	GBR	2	12	6.0
	KOESOGLU Salih	GER	2	12	6.0
8	JOHNSON Tim	NZL	2	11	5.5
	LUANGKAMDENG Say	CAN	2	11	5.5
	NAKAZATO Shin	JPN	3	11	3.7

EXCLUSIONS					
Rk	NPC	NPC Code	G	Total	Avg
1	FUJISHIMA Shingo	JPN	3	7	2.3
2	NAKAZATO Shin	JPN	3	6	2.0
3	BATT Ryley	AUS	2	5	2.5
4	PAN Zilin	CHN	3	4	1.3
	TAMURA Manabu	JPN	3	4	1.3
	ZUPAN Mark	USA	2	4	2.0
7	ROBERTS Jason	GBR	2	3	1.5
	TINKER Jeremy	NZL	2	3	1.5
	VITALE Scott	AUS	2	3	1.5
10	ALMAN Bryce	AUS	2	2	1.0

Legend: Avg Average per game G Games played Rk Rank





## MEDALLISTS

获奖名单

GOLD	SILVER	BRONZE
<b>USA - United States</b> 1 SUMNER Chance 2 McBRIDE Seth 3 ZUPAN Mark 4 KIRKLAND Bryan (C) 5 LYDUCH Norm 6 WILMOTH Joel 7 REGIER Jason 8 HOGSETT Scott 9 SPRINGER Nick 10 GROULX Will 11 COHN Andy	<b>AUS - Australia</b> 1 HUCKS George 2 ERDEM Nazim 3 BATT Ryley 4 CARR Cameron 5 BRAND Shane 6 VITALE Scott 7 BOXALL Grant 8 ALMAN Bryce 11 SCOTT Ryan 12 PORTER Steve (C) 13 SMITH Greg	<b>CAN - Canada</b> 1 PARADIS Daniel 2 CRONE Jason 4 SCHMUTZ Erika 5 HICKLING Garrett 6 CHAN Ian 8 WHITEHEAD Mike 9 LUANGKAMDENG Say 10 HIRSCHFIELD Trevor 11 LAVOIE Fabien 13 FUNK Jared 14 WILLSIE David (C) 15 SIMARD Patrice





## CUMULATIVE STATISTICS

球队累计

### United States (USA)

After 1 Match

No.	Name	G	Minutes		Goals		Penalties		AS		AB		TO		Steals		EX	
			Tot	Avg	Tot	Avg	Tot	Avg	Tot	Avg	Tot	Avg	Tot	Avg	Tot	Avg	Tot	Avg
1	SUMNER Chance	1	13:00	13:00	12	12.0	1	1.0	5	5.0	1	1.0			2	2.0	1	1.0
2	McBRIDE Seth	1	16:52	16:52	6	6.0			1	1.0	4	4.0			2	2.0		
3	ZUPAN Mark	1	10:27	10:27	11	11.0	1	1.0	1	1.0	2	2.0	1	1.0	1	1.0	2	2.0
4	KIRKLAND Bryan (C)	1	10:45	10:45	5	5.0			4	4.0	2	2.0			3	3.0		
5	LYDUCH Norm	1	6:43	6:43	1	1.0					1	1.0						
6	WILMOTH Joel	1	6:39	6:39	6	6.0			2	2.0	3	3.0						
7	REGIER Jason	1	13:11	13:11							1	1.0						
8	HOGSETT Scott	1	10:23	10:23					2	2.0	2	2.0						
9	SPRINGER Nick	1	10:17	10:17	2	2.0					3	3.0			1	1.0		
10	GROULX Will	1	14:42	14:42	16	16.0			2	2.0					2	2.0	1	1.0
11	COHN Andy	1	11:07	11:07	6	6.0			1	1.0					1	1.0		
<b>TEAM</b>																		
<b>TOTALS</b>					65	65.0	2	2.0	18	18.0	19	19.0	1	1.0	12	12.0	4	4.0
<b>OPPONENTS</b>					30	30.0			26	26.0	12	12.0	33	33.0			4	4.0

<b>Legend:</b>							
<b>AB</b>	Assist Block	<b>AS</b>	Assist Pass	<b>Avg</b>	Average	<b>EX</b>	Exclusions
<b>G</b>	Games Played	<b>No.</b>	Bib Number	<b>TO</b>	Turnover	<b>Tot</b>	Total



## CUMULATIVE STATISTICS

球队累计

### United States (USA)

After 2 Matches

No.	Name	G	Minutes		Goals		Penalties		AS		AB		TO		Steals		EX	
			Tot	Avg	Tot	Avg	Tot	Avg	Tot	Avg	Tot	Avg	Tot	Avg	Tot	Avg	Tot	Avg
1	SUMNER Chance	2	17:35	8:47	12	6.0	1	0.5	5	2.5	1	0.5			2	1.0	1	0.5
2	McBRIDE Seth	2	24:30	12:15	6	3.0			4	2.0	4	2.0	1	0.5	2	1.0		
3	ZUPAN Mark	2	20:32	10:16	18	9.0	1	0.5	2	1.0	3	1.5	3	1.5	1	0.5	4	2.0
4	KIRKLAND Bryan (C)	2	32:36	16:18	16	8.0			8	4.0	3	1.5	1	0.5	4	2.0		
5	LYDUCH Norm	2	6:43	3:21	1	0.5					1	0.5						
6	WILMOTH Joel	2	11:15	5:37	10	5.0			2	1.0	5	2.5					1	0.5
7	REGIER Jason	2	13:11	6:35							1	0.5						
8	HOGSETT Scott	2	20:50	10:25					2	1.0	5	2.5			1	0.5		
9	SPRINGER Nick	2	24:28	12:14	7	3.5			1	0.5	5	2.5			2	1.0	1	0.5
10	GROULX Will	2	41:39	20:49	28	14.0			5	2.5	2	1.0			6	3.0	1	0.5
11	COHN Andy	2	38:25	19:12	11	5.5			4	2.0	1	0.5			2	1.0		
<b>TEAM</b>																		
<b>TOTALS</b>					109	54.5	2	1.0	33	16.5	31	15.5	5	2.5	20	10.0	8	4.0
<b>OPPONENTS</b>					67	33.5			49	24.5	20	10.0	46	23.0	3	1.5	9	4.5

<b>Legend:</b>							
<b>AB</b>	Assist Block	<b>AS</b>	Assist Pass	<b>Avg</b>	Average	<b>EX</b>	Exclusions
<b>G</b>	Games Played	<b>No.</b>	Bib Number	<b>TO</b>	Turnover	<b>Tot</b>	Total



## CUMULATIVE STATISTICS

球队累计

### United States (USA)

After 3 Matches

No.	Name	G	Minutes		Goals		Penalties		AS		AB		TO		Steals		EX	
			Tot	Avg	Tot	Avg	Tot	Avg	Tot	Avg	Tot	Avg	Tot	Avg	Tot	Avg	Tot	Avg
1	SUMNER Chance	3	19:23	6:27	13	4.3	1	0.3	5	1.7	1	0.3			2	0.7	1	0.3
2	McBRIDE Seth	3	39:45	13:15	12	4.0			5	1.7	5	1.7	1	0.3	2	0.7		
3	ZUPAN Mark	3	25:23	8:27	19	6.3	1	0.3	2	0.7	3	1.0	4	1.3	1	0.3	4	1.3
4	KIRKLAND Bryan (C)	3	54:25	18:08	20	6.7			9	3.0	4	1.3	4	1.3	4	1.3		
5	LYDUCH Norm	3	8:31	2:50	1	0.3					2	0.7						
6	WILMOTH Joel	3	21:27	7:09	17	5.7			3	1.0	7	2.3			1	0.3	2	0.7
7	REGIER Jason	3	20:56	6:58							1	0.3						
8	HOGSETT Scott	3	23:15	7:45	1	0.3			2	0.7	5	1.7			1	0.3		
9	SPRINGER Nick	3	36:21	12:07	12	4.0			2	0.7	5	1.7			2	0.7	1	0.3
10	GROULX Will	3	69:24	23:08	35	11.7			9	3.0	3	1.0	1	0.3	7	2.3	1	0.3
11	COHN Andy	3	60:51	20:17	16	5.3			4	1.3	3	1.0			3	1.0	1	0.3
<b>TEAM</b>																		
<b>TOTALS</b>					146	48.7	2	0.7	41	13.7	39	13.0	10	3.3	23	7.7	10	3.3
<b>OPPONENTS</b>					99	33.0			52	17.3	26	8.7	57	19.0	6	2.0	19	6.3

<b>Legend:</b>							
<b>AB</b>	Assist Block	<b>AS</b>	Assist Pass	<b>Avg</b>	Average	<b>EX</b>	Exclusions
<b>G</b>	Games Played	<b>No.</b>	Bib Number	<b>TO</b>	Turnover	<b>Tot</b>	Total



## CUMULATIVE STATISTICS

球队累计

### United States (USA)

After 4 Matches

No.	Name	G	Minutes		Goals		Penalties		AS		AB		TO		Steals		EX	
			Tot	Avg	Tot	Avg	Tot	Avg	Tot	Avg	Tot	Avg	Tot	Avg	Tot	Avg	Tot	Avg
1	SUMNER Chance	4	20:20	5:05	14	3.5	1	0.3	5	1.3	1	0.3			2	0.5	1	0.3
2	McBRIDE Seth	4	52:29	13:07	15	3.8			5	1.3	6	1.5	1	0.3	2	0.5		
3	ZUPAN Mark	4	29:35	7:23	21	5.3	1	0.3	3	0.8	3	0.8	4	1.0	1	0.3	4	1.0
4	KIRKLAND Bryan (C)	4	74:04	18:31	25	6.3			12	3.0	5	1.3	5	1.3	5	1.3	1	0.3
5	LYDUCH Norm	4	9:22	2:20	1	0.3					2	0.5						
6	WILMOTH Joel	4	29:27	7:21	20	5.0			4	1.0	7	1.8			1	0.3	3	0.8
7	REGIER Jason	4	29:07	7:16							1	0.3						
8	HOGSETT Scott	4	27:30	6:52	1	0.3			2	0.5	5	1.3			1	0.3		
9	SPRINGER Nick	4	50:55	12:43	15	3.8			3	0.8	13	3.3			2	0.5	1	0.3
10	GROULX Will	4	99:22	24:50	48	12.0			12	3.0	3	0.8	1	0.3	7	1.8	3	0.8
11	COHN Andy	4	83:39	20:54	21	5.3			11	2.8	6	1.5	1	0.3	3	0.8	1	0.3
<b>TEAM</b>																		
<b>TOTALS</b>					181	45.3	2	0.5	57	14.3	52	13.0	12	3.0	24	6.0	14	3.5
<b>OPPONENTS</b>					131	32.8			69	17.3	44	11.0	63	15.8	7	1.8	25	6.3

<b>Legend:</b>							
<b>AB</b>	Assist Block	<b>AS</b>	Assist Pass	<b>Avg</b>	Average	<b>EX</b>	Exclusions
<b>G</b>	Games Played	<b>No.</b>	Bib Number	<b>TO</b>	Turnover	<b>Tot</b>	Total



## CUMULATIVE STATISTICS

球队累计

### United States (USA)

After 5 Matches

No.	Name	G	Minutes		Goals		Penalties		AS		AB		TO		Steals		EX	
			Tot	Avg	Tot	Avg	Tot	Avg	Tot	Avg	Tot	Avg	Tot	Avg	Tot	Avg	Tot	Avg
1	SUMNER Chance	5	20:53	4:10	14	2.8	1	0.2	5	1.0	1	0.2			2	0.4	1	0.2
2	McBRIDE Seth	5	59:06	11:49	18	3.6			7	1.4	7	1.4	1	0.2	2	0.4		
3	ZUPAN Mark	5	29:35	5:55	21	4.2	1	0.2	3	0.6	3	0.6	4	0.8	1	0.2	4	0.8
4	KIRKLAND Bryan (C)	5	100:34	20:06	38	7.6			20	4.0	6	1.2	5	1.0	6	1.2	2	0.4
5	LYDUCH Norm	5	9:55	1:59	1	0.2					2	0.4						
6	WILMOTH Joel	5	34:57	6:59	25	5.0			6	1.2	7	1.4	1	0.2	1	0.2	3	0.6
7	REGIER Jason	5	34:37	6:55							1	0.2						
8	HOGSETT Scott	5	27:30	5:30	1	0.2			2	0.4	5	1.0			1	0.2		
9	SPRINGER Nick	5	75:45	15:09	21	4.2			3	0.6	14	2.8			2	0.4	2	0.4
10	GROULX Will	5	128:26	25:41	64	12.8			19	3.8	6	1.2	5	1.0	11	2.2	4	0.8
11	COHN Andy	5	104:32	20:54	31	6.2			17	3.4	7	1.4	4	0.8	4	0.8	2	0.4
<b>TEAM</b>																		
<b>TOTALS</b>					234	46.8	2	0.4	82	16.4	59	11.8	20	4.0	30	6.0	18	3.6
<b>OPPONENTS</b>					175	35.0	1	0.2	84	16.8	53	10.6	78	15.6	10	2.0	31	6.2

<b>Legend:</b>							
<b>AB</b>	Assist Block	<b>AS</b>	Assist Pass	<b>Avg</b>	Average	<b>EX</b>	Exclusions
<b>G</b>	Games Played	<b>No.</b>	Bib Number	<b>TO</b>	Turnover	<b>Tot</b>	Total



## CUMULATIVE STATISTICS

球队累计

### New Zealand (NZL)

After 1 Match

No.	Name	G	Minutes		Goals		Penalties		AS		AB		TO		Steals		EX	
			Tot	Avg	Tot	Avg	Tot	Avg	Tot	Avg	Tot	Avg	Tot	Avg	Tot	Avg	Tot	Avg
2	PALMER Curtis	1	8:16	8:16	4	4.0			5	5.0			2	2.0				
4	TAYLOR Sholto	1	1:32	1:32	1	1.0												
5	WAITE Jai	1	29:39	29:39							2	2.0						
6	TINKER Jeremy	1	24:47	24:47	6	6.0			3	3.0	9	9.0	1	1.0			1	1.0
7	JOHNSON Tim	1	27:06	27:06	10	10.0			6	6.0	1	1.0	1	1.0			1	1.0
11	KLINKHAMER David	1	7:01	7:01	1	1.0					1	1.0						
13	BUCKINGHAM Daniel (C)	1	29:39	29:39	16	16.0			10	10.0			1	1.0	2	2.0	1	1.0
14	WAKEFORD Adam	1																
<b>TEAM</b>																		
<b>TOTALS</b>					38	38.0			24	24.0	13	13.0	5	5.0	2	2.0	3	3.0
<b>OPPONENTS</b>					39	39.0	1	1.0	19	19.0	8	8.0	6	6.0	2	2.0	2	2.0

Legend:

<b>AB</b>	Assist Block	<b>AS</b>	Assist Pass	<b>Avg</b>	Average	<b>EX</b>	Exclusions
<b>G</b>	Games Played	<b>No.</b>	Bib Number	<b>TO</b>	Turnover	<b>Tot</b>	Total



## CUMULATIVE STATISTICS

球队累计

### New Zealand (NZL)

After 2 Matches

No.	Name	G	Minutes		Goals		Penalties		AS		AB		TO		Steals		EX	
			Tot	Avg	Tot	Avg	Tot	Avg	Tot	Avg	Tot	Avg	Tot	Avg	Tot	Avg	Tot	Avg
2	PALMER Curtis	2	27:19	13:39	14	7.0			11	5.5			5	2.5	2	1.0	2	1.0
4	TAYLOR Sholto	2	2:24	1:12	1	0.5			2	1.0	1	0.5						
5	WAITE Jai	2	45:10	22:35							3	1.5						
6	TINKER Geremy	2	40:47	20:23	13	6.5			3	1.5	13	6.5	2	1.0			3	1.5
7	JOHNSON Tim	2	46:51	23:25	17	8.5			11	5.5	1	0.5	1	0.5			2	1.0
11	KLINKHAMER David	2	26:03	13:01	2	1.0					2	1.0	2	1.0	1	0.5		
13	BUCKINGHAM Daniel (C)	2	45:10	22:35	29	14.5			12	6.0			5	2.5	3	1.5	2	1.0
14	WAKEFORD Adam	2																
<b>TEAM</b>																		
<b>TOTALS</b>					76	38.0			39	19.5	20	10.0	15	7.5	6	3.0	9	4.5
<b>OPPONENTS</b>					78	39.0	1	0.5	27	13.5	16	8.0	14	7.0	5	2.5	12	6.0

Legend:

<b>AB</b>	Assist Block	<b>AS</b>	Assist Pass	<b>Avg</b>	Average	<b>EX</b>	Exclusions
<b>G</b>	Games Played	<b>No.</b>	Bib Number	<b>TO</b>	Turnover	<b>Tot</b>	Total



## CUMULATIVE STATISTICS

球队累计

### New Zealand (NZL)

After 3 Matches

No.	Name	G	Minutes		Goals		Penalties		AS		AB		TO		Steals		EX	
			Tot	Avg	Tot	Avg	Tot	Avg	Tot	Avg	Tot	Avg	Tot	Avg	Tot	Avg	Tot	Avg
2	PALMER Curtis	3	51:43	17:14	20	6.7			21	7.0	1	0.3	5	1.7	4	1.3	2	0.7
4	TAYLOR Sholto	3	14:53	4:57	3	1.0			3	1.0	1	0.3	1	0.3				
5	WAITE Jai	3	70:17	23:25							3	1.0						
6	TINKER Jeremy	3	62:33	20:51	17	5.7			4	1.3	16	5.3	2	0.7			3	1.0
7	JOHNSON Tim	3	56:53	18:57	24	8.0			13	4.3	1	0.3	3	1.0	1	0.3	2	0.7
11	KLINKHAMER David	3	51:04	17:01	12	4.0					5	1.7	3	1.0	3	1.0		
13	BUCKINGHAM Daniel (C)	3	71:45	23:55	40	13.3			20	6.7			5	1.7	4	1.3	3	1.0
14	WAKEFORD Adam	3	1:28	0:29							1	0.3						
<b>TEAM</b>																		
<b>TOTALS</b>					116	38.7			61	20.3	28	9.3	19	6.3	12	4.0	10	3.3
<b>OPPONENTS</b>					109	36.3	1	0.3	49	16.3	21	7.0	26	8.7	7	2.3	19	6.3

Legend:

<b>AB</b>	Assist Block	<b>AS</b>	Assist Pass	<b>Avg</b>	Average	<b>EX</b>	Exclusions
<b>G</b>	Games Played	<b>No.</b>	Bib Number	<b>TO</b>	Turnover	<b>Tot</b>	Total





## CUMULATIVE STATISTICS

球队累计

### New Zealand (NZL)

After 4 Matches

No.	Name	G	Minutes		Goals		Penalties		AS		AB		TO		Steals		EX	
			Tot	Avg	Tot	Avg	Tot	Avg	Tot	Avg	Tot	Avg	Tot	Avg	Tot	Avg	Tot	Avg
2	PALMER Curtis	4	69:59	17:29	32	8.0			27	6.8	1	0.3	6	1.5	6	1.5	4	1.0
4	TAYLOR Sholto	4	30:53	7:43	12	3.0			3	0.8	3	0.8	1	0.3				
5	WAITE Jai	4	79:40	19:55					1	0.3	3	0.8						
6	TINKER Jeremy	4	75:35	18:53	23	5.8			5	1.3	16	4.0	2	0.5	2	0.5	3	0.8
7	JOHNSON Tim	4	56:53	14:13	24	6.0			13	3.3	1	0.3	3	0.8	1	0.3	2	0.5
11	KLINKHAMER David	4	77:10	19:17	17	4.3					6	1.5	3	0.8	4	1.0		
13	BUCKINGHAM Daniel (C)	4	95:31	23:52	55	13.8			26	6.5			6	1.5	8	2.0	3	0.8
14	WAKEFORD Adam	4	22:55	5:43							3	0.8	1	0.3				
<b>TEAM</b>																		
<b>TOTALS</b>					163	40.8			75	18.8	33	8.3	22	5.5	21	5.3	12	3.0
<b>OPPONENTS</b>					143	35.8	2	0.5	68	17.0	22	5.5	44	11.0	8	2.0	20	5.0

Legend:

<b>AB</b>	Assist Block	<b>AS</b>	Assist Pass	<b>Avg</b>	Average	<b>EX</b>	Exclusions
<b>G</b>	Games Played	<b>No.</b>	Bib Number	<b>TO</b>	Turnover	<b>Tot</b>	Total



## CUMULATIVE STATISTICS

球队累计

### New Zealand (NZL)

After 5 Matches

No.	Name	G	Minutes		Goals		Penalties		AS		AB		TO		Steals		EX	
			Tot	Avg	Tot	Avg	Tot	Avg	Tot	Avg	Tot	Avg	Tot	Avg	Tot	Avg	Tot	Avg
2	PALMER Curtis	5	95:08	19:01	35	7.0			34	6.8	2	0.4	7	1.4	6	1.2	5	1.0
4	TAYLOR Sholto	5	39:36	7:55	15	3.0			3	0.6	3	0.6	1	0.2				
5	WAITE Jai	5	97:29	19:29					1	0.2	4	0.8						
6	TINKER Jeremy	5	95:15	19:03	29	5.8			6	1.2	17	3.4	2	0.4	2	0.4	4	0.8
7	JOHNSON Tim	5	70:29	14:05	28	5.6			15	3.0	1	0.2	3	0.6	1	0.2	2	0.4
11	KLINKHAMER David	5	102:19	20:27	24	4.8			2	0.4	6	1.2	4	0.8	4	0.8		
13	BUCKINGHAM Daniel (C)	5	113:20	22:40	60	12.0			30	6.0			6	1.2	8	1.6	5	1.0
14	WAKEFORD Adam	5	22:55	4:35							3	0.6	1	0.2				
<b>TEAM</b>																		
<b>TOTALS</b>					191	38.2			91	18.2	36	7.2	24	4.8	21	4.2	16	3.2
<b>OPPONENTS</b>					168	33.6	3	0.6	85	17.0	29	5.8	46	9.2	8	1.6	23	4.6

<b>Legend:</b>							
<b>AB</b>	Assist Block	<b>AS</b>	Assist Pass	<b>Avg</b>	Average	<b>EX</b>	Exclusions
<b>G</b>	Games Played	<b>No.</b>	Bib Number	<b>TO</b>	Turnover	<b>Tot</b>	Total



## CUMULATIVE STATISTICS

球队累计

### Canada (CAN)

After 1 Match

No.	Name	G	Minutes		Goals		Penalties		AS		AB		TO		Steals		EX	
			Tot	Avg	Tot	Avg	Tot	Avg	Tot	Avg	Tot	Avg	Tot	Avg	Tot	Avg	Tot	Avg
1	PARADIS Daniel	1	20:14	20:14							4	4.0						
2	CRONE Jason	1	8:28	8:28	2	2.0												
4	SCHMUTZ Erika	1																
5	HICKLING Garrett	1	2:49	2:49	2	2.0			3	3.0							1	1.0
6	CHAN Ian	1	22:00	22:00	13	13.0	1	1.0	4	4.0							1	1.0
8	WHITEHEAD Mike	1	12:45	12:45	11	11.0			1	1.0	1	1.0						
9	LUANGKAMDENG Say	1	7:00	7:00	1	1.0			4	4.0			2	2.0				
10	HIRSCHFIELD Trevor	1	4:33	4:33														
11	LAVOIE Fabien	1	19:26	19:26	16	16.0			4	4.0	2	2.0			2	2.0		
13	FUNK Jared	1	4:46	4:46														
14	WILLSIE David (C)	1	1:46	1:46									1	1.0				
15	SIMARD Patrice	1	24:11	24:11	3	3.0					4	4.0			1	1.0		
<b>TEAM</b>																		
<b>TOTALS</b>					48	48.0	1	1.0	16	16.0	11	11.0	3	3.0	3	3.0	2	2.0
<b>OPPONENTS</b>					40	40.0			23	23.0	3	3.0	7	7.0			10	10.0

<b>Legend:</b>							
<b>AB</b>	Assist Block	<b>AS</b>	Assist Pass	<b>Avg</b>	Average	<b>EX</b>	Exclusions
<b>G</b>	Games Played	<b>No.</b>	Bib Number	<b>TO</b>	Turnover	<b>Tot</b>	Total



## CUMULATIVE STATISTICS

球队累计

### Canada (CAN)

After 2 Matches

No.	Name	G	Minutes		Goals		Penalties		AS		AB		TO		Steals		EX	
			Tot	Avg	Tot	Avg	Tot	Avg	Tot	Avg	Tot	Avg	Tot	Avg	Tot	Avg	Tot	Avg
1	PARADIS Daniel	2	20:14	10:07							4	2.0						
2	CRONE Jason	2	18:15	9:07	3	1.5					1	0.5						
4	SCHMUTZ Erika	2	14:39	7:19	3	1.5			1	0.5	2	1.0			1	0.5		
5	HICKLING Garrett	2	14:04	7:02	12	6.0			6	3.0			1	0.5	2	1.0	1	0.5
6	CHAN Ian	2	31:20	15:40	16	8.0	1	0.5	7	3.5							1	0.5
8	WHITEHEAD Mike	2	28:46	14:23	19	9.5	1	0.5	10	5.0	3	1.5	1	0.5	1	0.5		
9	LUANGKAMDENG Say	2	19:34	9:47	10	5.0			11	5.5	1	0.5	2	1.0	1	0.5		
10	HIRSCHFIELD Trevor	2	20:24	10:12	1	0.5					2	1.0						
11	LAVOIE Fabien	2	25:09	12:34	22	11.0			5	2.5	2	1.0			2	1.0		
13	FUNK Jared	2	14:26	7:13							1	0.5						
14	WILLSIE David (C)	2	15:34	7:47	11	5.5	1	0.5	2	1.0	2	1.0	1	0.5	1	0.5		
15	SIMARD Patrice	2	33:33	16:46	8	4.0			1	0.5	7	3.5			2	1.0		
<b>TEAM</b>																		
<b>TOTALS</b>					105	52.5	3	1.5	43	21.5	25	12.5	5	2.5	10	5.0	2	1.0
<b>OPPONENTS</b>					65	32.5	2	1.0	42	21.0	6	3.0	37	18.5			15	7.5

Legend:

AB	Assist Block	AS	Assist Pass	Avg	Average	EX	Exclusions
G	Games Played	No.	Bib Number	TO	Turnover	Tot	Total



## CUMULATIVE STATISTICS

球队累计

### Canada (CAN)

After 3 Matches

No.	Name	G	Minutes		Goals		Penalties		AS		AB		TO		Steals		EX	
			Tot	Avg	Tot	Avg	Tot	Avg	Tot	Avg	Tot	Avg	Tot	Avg	Tot	Avg	Tot	Avg
1	PARADIS Daniel	3	20:14	6:44							4	1.3						
2	CRONE Jason	3	27:30	9:10	4	1.3					1	0.3	1	0.3			1	0.3
4	SCHMUTZ Erika	3	14:39	4:53	3	1.0			1	0.3	2	0.7			1	0.3		
5	HICKLING Garrett	3	20:22	6:47	13	4.3			7	2.3	1	0.3	2	0.7	2	0.7	2	0.7
6	CHAN Ian	3	33:49	11:16	17	5.7	1	0.3	7	2.3							1	0.3
8	WHITEHEAD Mike	3	49:54	16:38	23	7.7	1	0.3	10	3.3	3	1.0	3	1.0	2	0.7	3	1.0
9	LUANGKHAMDENG Say	3	43:51	14:37	16	5.3			11	3.7	3	1.0	3	1.0	2	0.7		
10	HIRSCHFIELD Trevor	3	43:02	14:20	4	1.3					2	0.7					2	0.7
11	LAVOIE Fabien	3	33:32	11:10	28	9.3			6	2.0	2	0.7	1	0.3	2	0.7	1	0.3
13	FUNK Jared	3	20:44	6:54							1	0.3						
14	WILLSIE David (C)	3	33:22	11:07	20	6.7	1	0.3	2	0.7	2	0.7	3	1.0	2	0.7	2	0.7
15	SIMARD Patrice	3	42:48	14:16	9	3.0			2	0.7	10	3.3			2	0.7		
<b>TEAM</b>													3	1.0				
<b>TOTALS</b>					137	45.7	3	1.0	46	15.3	31	10.3	16	5.3	13	4.3	12	4.0
<b>OPPONENTS</b>					102	34.0	2	0.7	50	16.7	14	4.7	42	14.0	3	1.0	17	5.7

<b>Legend:</b>							
<b>AB</b>	Assist Block	<b>AS</b>	Assist Pass	<b>Avg</b>	Average	<b>EX</b>	Exclusions
<b>G</b>	Games Played	<b>No.</b>	Bib Number	<b>TO</b>	Turnover	<b>Tot</b>	Total



## CUMULATIVE STATISTICS

球队累计

Canada (CAN)

After 4 Matches

No.	Name	G	Minutes		Goals		Penalties		AS		AB		TO		Steals		EX	
			Tot	Avg	Tot	Avg	Tot	Avg	Tot	Avg	Tot	Avg	Tot	Avg	Tot	Avg	Tot	Avg
1	PARADIS Daniel	4	44:14	11:03							5	1.3	1	0.3				
2	CRONE Jason	4	27:30	6:52	4	1.0					1	0.3	1	0.3			1	0.3
4	SCHMUTZ Erika	4	14:39	3:39	3	0.8			1	0.3	2	0.5			1	0.3		
5	HICKLING Garrett	4	20:22	5:05	13	3.3			7	1.8	1	0.3	2	0.5	2	0.5	2	0.5
6	CHAN Ian	4	54:30	13:37	22	5.5	1	0.3	16	4.0	1	0.3	1	0.3	1	0.3	2	0.5
8	WHITEHEAD Mike	4	74:53	18:43	36	9.0	1	0.3	13	3.3	3	0.8	5	1.3	3	0.8	5	1.3
9	LUANGKHAMDENG Say	4	43:51	10:57	16	4.0			11	2.8	3	0.8	3	0.8	2	0.5		
10	HIRSCHFIELD Trevor	4	43:02	10:45	4	1.0					2	0.5					2	0.5
11	LAVOIE Fabien	4	57:52	14:28	41	10.3			7	1.8	2	0.5	3	0.8	2	0.5	2	0.5
13	FUNK Jared	4	31:44	7:56							1	0.3						
14	WILLSIE David (C)	4	33:22	8:20	20	5.0	1	0.3	2	0.5	2	0.5	3	0.8	2	0.5	2	0.5
15	SIMARD Patrice	4	77:48	19:27	18	4.5			2	0.5	13	3.3	3	0.8	2	0.5		
<b>TEAM</b>													3	0.8				
<b>TOTALS</b>					177	44.3	3	0.8	59	14.8	36	9.0	25	6.3	15	3.8	16	4.0
<b>OPPONENTS</b>					143	35.8	2	0.5	64	16.0	23	5.8	48	12.0	6	1.5	24	6.0

<b>Legend:</b>							
<b>AB</b>	Assist Block	<b>AS</b>	Assist Pass	<b>Avg</b>	Average	<b>EX</b>	Exclusions
<b>G</b>	Games Played	<b>No.</b>	Bib Number	<b>TO</b>	Turnover	<b>Tot</b>	Total



## CUMULATIVE STATISTICS

球队累计

### Canada (CAN)

After 5 Matches

No.	Name	G	Minutes		Goals		Penalties		AS		AB		TO		Steals		EX	
			Tot	Avg	Tot	Avg	Tot	Avg	Tot	Avg	Tot	Avg	Tot	Avg	Tot	Avg	Tot	Avg
1	PARADIS Daniel	5	59:42	11:56							6	1.2	2	0.4			1	0.2
2	CRONE Jason	5	31:07	6:13	5	1.0					2	0.4	1	0.2			1	0.2
4	SCHMUTZ Erika	5	14:39	2:55	3	0.6			1	0.2	2	0.4			1	0.2		
5	HICKLING Garrett	5	22:07	4:25	15	3.0			7	1.4	1	0.2	2	0.4	2	0.4	2	0.4
6	CHAN Ian	5	76:23	15:16	30	6.0	1	0.2	22	4.4	2	0.4	3	0.6	1	0.2	4	0.8
8	WHITEHEAD Mike	5	93:12	18:38	50	10.0	1	0.2	15	3.0	3	0.6	5	1.0	3	0.6	8	1.6
9	LUANGKAMDENG Say	5	55:20	11:04	19	3.8			15	3.0	3	0.6	3	0.6	2	0.4		
10	HIRSCHFIELD Trevor	5	51:15	10:15	4	0.8			1	0.2	2	0.4					2	0.4
11	LAVOIE Fabien	5	68:09	13:37	52	10.4			8	1.6	2	0.4	4	0.8	2	0.4	3	0.6
13	FUNK Jared	5	38:21	7:40							1	0.2						
14	WILLSIE David (C)	5	43:20	8:40	24	4.8	1	0.2	4	0.8	5	1.0	5	1.0	3	0.6	2	0.4
15	SIMARD Patrice	5	97:37	19:31	22	4.4			2	0.4	15	3.0	4	0.8	2	0.4		
<b>TEAM</b>													3	0.6				
<b>TOTALS</b>					224	44.8	3	0.6	75	15.0	44	8.8	32	6.4	16	3.2	23	4.6
<b>OPPONENTS</b>					184	36.8	2	0.4	82	16.4	36	7.2	60	12.0	6	1.2	28	5.6

<b>Legend:</b>							
<b>AB</b>	Assist Block	<b>AS</b>	Assist Pass	<b>Avg</b>	Average	<b>EX</b>	Exclusions
<b>G</b>	Games Played	<b>No.</b>	Bib Number	<b>TO</b>	Turnover	<b>Tot</b>	Total



## CUMULATIVE STATISTICS

球队累计

### Great Britain (GBR)

After 1 Match

No.	Name	G	Minutes		Goals		Penalties		AS		AB		TO		Steals		EX	
			Tot	Avg	Tot	Avg	Tot	Avg	Tot	Avg	Tot	Avg	Tot	Avg	Tot	Avg	Tot	Avg
1	SEHMI Mandip	1																
2	COGGAN Jonathan	1																
3	PALMER Steven	1																
4	SHAW Paul	1																
5	HUSSAIN Bulbul	1	17:52	17:52	1	1.0					1	1.0						
6	MORRISON Ross	1	16:00	16:00	1	1.0			2	2.0	3	3.0	1	1.0	1	1.0		
7	ROBERTS Jason	1	14:08	14:08	1	1.0											1	1.0
8	COLLINS Troye	1	32:00	32:00	17	17.0			7	7.0	2	2.0	3	3.0				
9	FRISHBERG Justin	1																
10	BARROW Andrew	1	16:00	16:00	6	6.0			4	4.0							1	1.0
11	ASH Alan	1	32:00	32:00	13	13.0	1	1.0	6	6.0	2	2.0	2	2.0	1	1.0		
12	PEARSON Josie	1																
<b>TEAM</b>																		
<b>TOTALS</b>					39	39.0	1	1.0	19	19.0	8	8.0	6	6.0	2	2.0	2	2.0
<b>OPPONENTS</b>					38	38.0			24	24.0	13	13.0	5	5.0	2	2.0	3	3.0

Legend:

<b>AB</b>	Assist Block	<b>AS</b>	Assist Pass	<b>Avg</b>	Average	<b>EX</b>	Exclusions
<b>G</b>	Games Played	<b>No.</b>	Bib Number	<b>TO</b>	Turnover	<b>Tot</b>	Total





## CUMULATIVE STATISTICS

球队累计

### Great Britain (GBR)

After 2 Matches

No.	Name	G	Minutes		Goals		Penalties		AS		AB		TO		Steals		EX	
			Tot	Avg	Tot	Avg	Tot	Avg	Tot	Avg	Tot	Avg	Tot	Avg	Tot	Avg	Tot	Avg
1	SEHMI Mandip	2																
2	COGGAN Jonathan	2																
3	PALMER Steven	2	4:20	2:10	2	1.0												
4	SHAW Paul	2																
5	HUSSAIN Bulbul	2	28:15	14:07	1	0.5					1	0.5	1	0.5				
6	MORRISON Ross	2	31:53	15:56	4	2.0			3	1.5	4	2.0	3	1.5	1	0.5		
7	ROBERTS Jason	2	36:24	18:12	2	1.0					2	1.0					3	1.5
8	COLLINS Troye	2	64:00	32:00	34	17.0			12	6.0	4	2.0	6	3.0				
9	FRISHBERG Justin	2																
10	BARROW Andrew	2	31:53	15:56	8	4.0			4	2.0	3	1.5					2	1.0
11	ASH Alan	2	57:26	28:43	27	13.5	1	0.5	7	3.5	2	1.0	3	1.5	1	0.5	1	0.5
12	PEARSON Josie	2	1:49	0:54							1	0.5						
<b>TEAM</b>																		
<b>TOTALS</b>					78	39.0	1	0.5	26	13.0	17	8.5	13	6.5	2	1.0	6	3.0
<b>OPPONENTS</b>					73	36.5			41	20.5	18	9.0	17	8.5	4	2.0	5	2.5

<b>Legend:</b>							
<b>AB</b>	Assist Block	<b>AS</b>	Assist Pass	<b>Avg</b>	Average	<b>EX</b>	Exclusions
<b>G</b>	Games Played	<b>No.</b>	Bib Number	<b>TO</b>	Turnover	<b>Tot</b>	Total



## CUMULATIVE STATISTICS

球队累计

### Great Britain (GBR)

After 3 Matches

No.	Name	G	Minutes		Goals		Penalties		AS		AB		TO		Steals		EX	
			Tot	Avg	Tot	Avg	Tot	Avg	Tot	Avg	Tot	Avg	Tot	Avg	Tot	Avg	Tot	Avg
1	SEHMI Mandip	3	0:32	0:10														
2	COGGAN Jonathan	3																
3	PALMER Steven	3	15:32	5:10	6	2.0					5	1.7						
4	SHAW Paul	3																
5	HUSSAIN Bulbul	3	33:15	11:05	1	0.3			1	0.3	1	0.3	1	0.3				
6	MORRISON Ross	3	47:33	15:51	9	3.0			6	2.0	5	1.7	3	1.0	2	0.7		
7	ROBERTS Jason	3	63:24	21:08	3	1.0			3	1.0	6	2.0	1	0.3	1	0.3	3	1.0
8	COLLINS Troye	3	96:00	32:00	52	17.3			20	6.7	4	1.3	10	3.3				
9	FRISHBERG Justin	3	5:29	1:49					1	0.3	1	0.3					1	0.3
10	BARROW Andrew	3	47:41	15:53	10	3.3			4	1.3	7	2.3					4	1.3
11	ASH Alan	3	72:45	24:15	34	11.3	1	0.3	11	3.7	2	0.7	8	2.7	1	0.3	1	0.3
12	PEARSON Josie	3	1:49	0:36							1	0.3						
<b>TEAM</b>																		
<b>TOTALS</b>					115	38.3	1	0.3	46	15.3	32	10.7	23	7.7	4	1.3	9	3.0
<b>OPPONENTS</b>					116	38.7			60	20.0	33	11.0	22	7.3	6	2.0	11	3.7

<b>Legend:</b>							
<b>AB</b>	Assist Block	<b>AS</b>	Assist Pass	<b>Avg</b>	Average	<b>EX</b>	Exclusions
<b>G</b>	Games Played	<b>No.</b>	Bib Number	<b>TO</b>	Turnover	<b>Tot</b>	Total



## CUMULATIVE STATISTICS

球队累计

### Great Britain (GBR)

After 4 Matches

No.	Name	G	Minutes		Goals		Penalties		AS		AB		TO		Steals		EX	
			Tot	Avg	Tot	Avg	Tot	Avg	Tot	Avg	Tot	Avg	Tot	Avg	Tot	Avg	Tot	Avg
1	SEHMI Mandip	4	0:32	0:08														
2	COGGAN Jonathan	4																
3	PALMER Steven	4	25:24	6:21	8	2.0					6	1.5	1	0.3			2	0.5
4	SHAW Paul	4																
5	HUSSAIN Bulbul	4	38:40	9:40	1	0.3			1	0.3	2	0.5	1	0.3				
6	MORRISON Ross	4	62:47	15:41	12	3.0			11	2.8	5	1.3	5	1.3	2	0.5	1	0.3
7	ROBERTS Jason	4	89:59	22:29	6	1.5			4	1.0	13	3.3	2	0.5	1	0.3	3	0.8
8	COLLINS Troye	4	128:00	32:00	66	16.5			24	6.0	6	1.5	11	2.8	1	0.3		
9	FRISHBERG Justin	4	5:29	1:22					1	0.3	1	0.3					1	0.3
10	BARROW Andrew	4	64:24	16:06	11	2.8			4	1.0	12	3.0					5	1.3
11	ASH Alan	4	94:53	23:43	43	10.8	1	0.3	18	4.5	4	1.0	9	2.3	1	0.3	3	0.8
12	PEARSON Josie	4	1:49	0:27							1	0.3						
<b>TEAM</b>																		
<b>TOTALS</b>					147	36.8	1	0.3	63	15.8	50	12.5	29	7.3	5	1.3	15	3.8
<b>OPPONENTS</b>					151	37.8			76	19.0	46	11.5	24	6.0	7	1.8	15	3.8

<b>Legend:</b>							
<b>AB</b>	Assist Block	<b>AS</b>	Assist Pass	<b>Avg</b>	Average	<b>EX</b>	Exclusions
<b>G</b>	Games Played	<b>No.</b>	Bib Number	<b>TO</b>	Turnover	<b>Tot</b>	Total



## CUMULATIVE STATISTICS

球队累计

### Great Britain (GBR)

After 5 Matches

No.	Name	G	Minutes		Goals		Penalties		AS		AB		TO		Steals		EX	
			Tot	Avg	Tot	Avg	Tot	Avg	Tot	Avg	Tot	Avg	Tot	Avg	Tot	Avg	Tot	Avg
1	SEHMI Mandip	5	6:38	1:19	4	0.8							2	0.4				
2	COGGAN Jonathan	5	4:12	0:50														
3	PALMER Steven	5	28:24	5:40	8	1.6					8	1.6	1	0.2			2	0.4
4	SHAW Paul	5	1:54	0:22														
5	HUSSAIN Bulbul	5	41:41	8:20	1	0.2			1	0.2	2	0.4	1	0.2				
6	MORRISON Ross	5	73:00	14:36	16	3.2			13	2.6	6	1.2	5	1.0	2	0.4	2	0.4
7	ROBERTS Jason	5	112:45	22:33	9	1.8			4	0.8	16	3.2	3	0.6	1	0.2	6	1.2
8	COLLINS Troye	5	159:53	31:58	82	16.4			35	7.0	9	1.8	16	3.2	1	0.2		
9	FRISHBERG Justin	5	5:29	1:05					1	0.2	1	0.2					1	0.2
10	BARROW Andrew	5	84:07	16:49	13	2.6			4	0.8	13	2.6	4	0.8			5	1.0
11	ASH Alan	5	117:40	23:32	55	11.0	1	0.2	23	4.6	7	1.4	9	1.8	1	0.2	3	0.6
12	PEARSON Josie	5	3:43	0:44							1	0.2						
<b>TEAM</b>																		
<b>TOTALS</b>					188	37.6	1	0.2	81	16.2	63	12.6	41	8.2	5	1.0	19	3.8
<b>OPPONENTS</b>					198	39.6			92	18.4	54	10.8	31	6.2	8	1.6	22	4.4

Legend:

<b>AB</b>	Assist Block	<b>AS</b>	Assist Pass	<b>Avg</b>	Average	<b>EX</b>	Exclusions
<b>G</b>	Games Played	<b>No.</b>	Bib Number	<b>TO</b>	Turnover	<b>Tot</b>	Total



## CUMULATIVE STATISTICS

球队累计

Australia (AUS)

After 1 Match

No.	Name	G	Minutes		Goals		Penalties		AS		AB		TO		Steals		EX	
			Tot	Avg	Tot	Avg	Tot	Avg	Tot	Avg	Tot	Avg	Tot	Avg	Tot	Avg	Tot	Avg
1	HUCKS George	1	7:20	7:20	6	6.0			2	2.0	1	1.0	2	2.0				
2	ERDEM Nazim	1	15:09	15:09							2	2.0						
3	BATT Ryley	1	20:12	20:12	24	24.0			4	4.0			2	2.0	5	5.0		
4	CARR Cameron	1	8:00	8:00					1	1.0	1	1.0						
5	BRAND Shane	1	3:08	3:08	1	1.0			1	1.0								
6	VITALE Scott	1	10:57	10:57	2	2.0			2	2.0	1	1.0			1	1.0	1	1.0
7	BOXALL Grant	1	4:20	4:20	2	2.0			1	1.0							1	1.0
8	ALMAN Bryce	1	11:21	11:21	1	1.0											1	1.0
11	SCOTT Ryan	1	15:41	15:41														
12	PORTER Steve (C)	1	13:20	13:20	7	7.0			3	3.0							1	1.0
13	SMITH Greg	1	14:39	14:39	4	4.0					5	5.0			1	1.0	1	1.0
<b>TEAM</b>																		
<b>TOTALS</b>					47	47.0			14	14.0	10	10.0	4	4.0	7	7.0	5	5.0
<b>OPPONENTS</b>					36	36.0	1	1.0	26	26.0	13	13.0	14	14.0	1	1.0	3	3.0

Legend:

<b>AB</b>	Assist Block	<b>AS</b>	Assist Pass	<b>Avg</b>	Average	<b>EX</b>	Exclusions
<b>G</b>	Games Played	<b>No.</b>	Bib Number	<b>TO</b>	Turnover	<b>Tot</b>	Total



## CUMULATIVE STATISTICS

球队累计

Australia (AUS)

After 2 Matches

No.	Name	G	Minutes		Goals		Penalties		AS		AB		TO		Steals		EX	
			Tot	Avg	Tot	Avg	Tot	Avg	Tot	Avg	Tot	Avg	Tot	Avg	Tot	Avg	Tot	Avg
1	HUCKS George	2	8:52	4:26	6	3.0			2	1.0	1	0.5	2	1.0			1	0.5
2	ERDEM Nazim	2	38:23	19:11							4	2.0						
3	BATT Ryley	2	45:07	22:33	51	25.5			5	2.5	1	0.5	5	2.5	6	3.0	5	2.5
4	CARR Cameron	2	8:00	4:00					1	0.5	1	0.5						
5	BRAND Shane	2	3:08	1:34	1	0.5			1	0.5								
6	VITALE Scott	2	26:44	13:22	5	2.5			5	2.5	3	1.5			2	1.0	3	1.5
7	BOXALL Grant	2	4:20	2:10	2	1.0			1	0.5							1	0.5
8	ALMAN Bryce	2	32:08	16:04	3	1.5			3	1.5	1	0.5	2	1.0			2	1.0
11	SCOTT Ryan	2	18:54	9:27	1	0.5											1	0.5
12	PORTER Steve (C)	2	14:52	7:26	7	3.5			3	1.5			2	1.0			1	0.5
13	SMITH Greg	2	29:27	14:43	10	5.0			1	0.5	7	3.5	1	0.5	2	1.0	1	0.5
<b>TEAM</b>																		
<b>TOTALS</b>					86	43.0			22	11.0	18	9.0	12	6.0	10	5.0	15	7.5
<b>OPPONENTS</b>					74	37.0	1	0.5	41	20.5	20	10.0	24	12.0	5	2.5	9	4.5

<b>Legend:</b>							
<b>AB</b>	Assist Block	<b>AS</b>	Assist Pass	<b>Avg</b>	Average	<b>EX</b>	Exclusions
<b>G</b>	Games Played	<b>No.</b>	Bib Number	<b>TO</b>	Turnover	<b>Tot</b>	Total



## CUMULATIVE STATISTICS

球队累计

### Australia (AUS)

After 3 Matches

No.	Name	G	Minutes		Goals		Penalties		AS		AB		TO		Steals		EX	
			Tot	Avg	Tot	Avg	Tot	Avg	Tot	Avg	Tot	Avg	Tot	Avg	Tot	Avg	Tot	Avg
1	HUCKS George	3	13:42	4:34	8	2.7			4	1.3	1	0.3	2	0.7			1	0.3
2	ERDEM Nazim	3	54:23	18:07					2	0.7	5	1.7					3	1.0
3	BATT Ryley	3	77:01	25:40	73	24.3			12	4.0	2	0.7	6	2.0	8	2.7	8	2.7
4	CARR Cameron	3	24:17	8:05	3	1.0			1	0.3	5	1.7	1	0.3				
5	BRAND Shane	3	3:08	1:02	1	0.3			1	0.3								
6	VITALE Scott	3	39:28	13:09	7	2.3			7	2.3	5	1.7	2	0.7	2	0.7	3	1.0
7	BOXALL Grant	3	9:08	3:02	4	1.3			1	0.3	1	0.3					1	0.3
8	ALMAN Bryce	3	52:35	17:31	5	1.7			8	2.7	1	0.3	2	0.7			2	0.7
11	SCOTT Ryan	3	39:41	13:13	1	0.3											1	0.3
12	PORTER Steve (C)	3	14:52	4:57	7	2.3			3	1.0			2	0.7			1	0.3
13	SMITH Greg	3	48:40	16:13	20	6.7			2	0.7	13	4.3	2	0.7	2	0.7	1	0.3
<b>TEAM</b>																		
<b>TOTALS</b>					129	43.0			41	13.7	33	11.0	17	5.7	12	4.0	21	7.0
<b>OPPONENTS</b>					111	37.0	1	0.3	61	20.3	35	11.7	34	11.3	7	2.3	12	4.0

Legend:

<b>AB</b>	Assist Block	<b>AS</b>	Assist Pass	<b>Avg</b>	Average	<b>EX</b>	Exclusions
<b>G</b>	Games Played	<b>No.</b>	Bib Number	<b>TO</b>	Turnover	<b>Tot</b>	Total



## CUMULATIVE STATISTICS

球队累计

### Australia (AUS)

After 4 Matches

No.	Name	G	Minutes		Goals		Penalties		AS		AB		TO		Steals		EX	
			Tot	Avg	Tot	Avg	Tot	Avg	Tot	Avg	Tot	Avg	Tot	Avg	Tot	Avg	Tot	Avg
1	HUCKS George	4	15:38	3:54	11	2.8			4	1.0	1	0.3	2	0.5			1	0.3
2	ERDEM Nazim	4	83:49	20:57					3	0.8	6	1.5	1	0.3			4	1.0
3	BATT Ryley	4	110:12	27:33	96	24.0			16	4.0	2	0.5	9	2.3	9	2.3	10	2.5
4	CARR Cameron	4	30:16	7:34	3	0.8			3	0.8	5	1.3	2	0.5			2	0.5
5	BRAND Shane	4	3:08	0:47	1	0.3			1	0.3								
6	VITALE Scott	4	55:21	13:50	16	4.0			7	1.8	6	1.5	2	0.5	2	0.5	4	1.0
7	BOXALL Grant	4	9:08	2:17	4	1.0			1	0.3	1	0.3					1	0.3
8	ALMAN Bryce	4	78:03	19:30	6	1.5			13	3.3	3	0.8	3	0.8	1	0.3	2	0.5
11	SCOTT Ryan	4	45:15	11:18	1	0.3											2	0.5
12	PORTER Steve (C)	4	16:48	4:12	7	1.8			3	0.8			2	0.5			1	0.3
13	SMITH Greg	4	69:17	17:19	25	6.3			4	1.0	18	4.5	2	0.5	3	0.8	1	0.3
<b>TEAM</b>																		
<b>TOTALS</b>					170	42.5			55	13.8	42	10.5	23	5.8	15	3.8	28	7.0
<b>OPPONENTS</b>					151	37.8	1	0.3	74	18.5	40	10.0	43	10.8	9	2.3	16	4.0

Legend:

AB	Assist Block	AS	Assist Pass	Avg	Average	EX	Exclusions
G	Games Played	No.	Bib Number	TO	Turnover	Tot	Total





## CUMULATIVE STATISTICS

球队累计

Australia (AUS)

After 5 Matches

No.	Name	G	Minutes		Goals		Penalties		AS		AB		TO		Steals		EX	
			Tot	Avg	Tot	Avg	Tot	Avg	Tot	Avg	Tot	Avg	Tot	Avg	Tot	Avg	Tot	Avg
1	HUCKS George	5	19:47	3:57	12	2.4			4	0.8	1	0.2	3	0.6			1	0.2
2	ERDEM Nazim	5	99:10	19:50					3	0.6	7	1.4	2	0.4			4	0.8
3	BATT Ryley	5	136:14	27:14	119	23.8			28	5.6	3	0.6	13	2.6	10	2.0	13	2.6
4	CARR Cameron	5	41:03	8:12	8	1.6			4	0.8	5	1.0	2	0.4			2	0.4
5	BRAND Shane	5	3:08	0:37	1	0.2			1	0.2								
6	VITALE Scott	5	73:30	14:42	20	4.0			7	1.4	8	1.6	3	0.6	3	0.6	6	1.2
7	BOXALL Grant	5	9:47	1:57	4	0.8			1	0.2	1	0.2					1	0.2
8	ALMAN Bryce	5	98:37	19:43	10	2.0			15	3.0	3	0.6	8	1.6	2	0.4	2	0.4
11	SCOTT Ryan	5	53:54	10:46	1	0.2					1	0.2					3	0.6
12	PORTER Steve (C)	5	20:18	4:03	10	2.0			3	0.6	1	0.2	4	0.8			1	0.2
13	SMITH Greg	5	79:38	15:55	29	5.8			4	0.8	21	4.2	3	0.6	3	0.6	1	0.2
<b>TEAM</b>								1	0.2									
<b>TOTALS</b>					214	42.8	1	0.2	70	14.0	51	10.2	38	7.6	18	3.6	34	6.8
<b>OPPONENTS</b>					204	40.8	1	0.2	99	19.8	47	9.4	51	10.2	15	3.0	20	4.0

<b>Legend:</b>							
<b>AB</b>	Assist Block	<b>AS</b>	Assist Pass	<b>Avg</b>	Average	<b>EX</b>	Exclusions
<b>G</b>	Games Played	<b>No.</b>	Bib Number	<b>TO</b>	Turnover	<b>Tot</b>	Total



## CUMULATIVE STATISTICS

球队累计

Japan (JPN)

After 1 Match

No.	Name	G	Minutes		Goals		Penalties		AS		AB		TO		Steals		EX	
			Tot	Avg	Tot	Avg	Tot	Avg	Tot	Avg	Tot	Avg	Tot	Avg	Tot	Avg	Tot	Avg
1	TAKAHASHI Yoshinobu	1	26:46	26:46									1	1.0				
3	NAGAYASU Yu	1	0:25	0:25														
4	SHIMAKAWA Shinichi	1	14:54	14:54	17	17.0			2	2.0							1	1.0
5	OGINO Koichi (C)	1	5:14	5:14														
6	MUROHASHI Takuo	1																
7	FUJISHIMA Shingo	1	14:47	14:47	10	10.0			1	1.0			1	1.0			3	3.0
8	MISAKA Hiroyuki	1	17:30	17:30	2	2.0			4	4.0	1	1.0					1	1.0
9	TAMURA Manabu	1	13:03	13:03	4	4.0			5	5.0	1	1.0	1	1.0			1	1.0
10	SATO Yoshito	1	17:50	17:50	4	4.0			5	5.0			3	3.0			1	1.0
11	NAKAZATO Shin	1	17:31	17:31	3	3.0			6	6.0	1	1.0	1	1.0			3	3.0
12	KAWANO Shunsuke	1																
<b>TEAM</b>																		
<b>TOTALS</b>					40	40.0			23	23.0	3	3.0	7	7.0			10	10.0
<b>OPPONENTS</b>					48	48.0	1	1.0	16	16.0	11	11.0	3	3.0	3	3.0	2	2.0

<b>Legend:</b>							
<b>AB</b>	Assist Block	<b>AS</b>	Assist Pass	<b>Avg</b>	Average	<b>EX</b>	Exclusions
<b>G</b>	Games Played	<b>No.</b>	Bib Number	<b>TO</b>	Turnover	<b>Tot</b>	Total



## CUMULATIVE STATISTICS

球队累计

Japan (JPN)

After 2 Matches

No.	Name	G	Minutes		Goals		Penalties		AS		AB		TO		Steals		EX	
			Tot	Avg	Tot	Avg	Tot	Avg	Tot	Avg	Tot	Avg	Tot	Avg	Tot	Avg	Tot	Avg
1	TAKAHASHI Yoshinobu	2	57:37	28:48							3	1.5	1	0.5				
3	NAGAYASU Yu	2	0:42	0:21	1	0.5												
4	SHIMAKAWA Shinichi	2	32:46	16:23	29	14.5			5	2.5			2	1.0			1	0.5
5	OGINO Koichi (C)	2	6:20	3:10														
6	MUROHASHI Takuo	2																
7	FUJISHIMA Shingo	2	27:29	13:44	15	7.5			6	3.0			2	1.0	1	0.5	5	2.5
8	MISAKA Hiroyuki	2	35:39	17:49	4	2.0			9	4.5	1	0.5	3	1.5	1	0.5	2	1.0
9	TAMURA Manabu	2	32:18	16:09	10	5.0			14	7.0	3	1.5	5	2.5	1	0.5	3	1.5
10	SATO Yoshito	2	31:38	15:49	8	4.0			5	2.5	2	1.0	4	2.0			1	0.5
11	NAKAZATO Shin	2	31:19	15:39	10	5.0			7	3.5	2	1.0	3	1.5			3	1.5
12	KAWANO Shunsuke	2																
<b>TEAM</b>																		
<b>TOTALS</b>					77	38.5			46	23.0	11	5.5	20	10.0	3	1.5	15	7.5
<b>OPPONENTS</b>					92	46.0	1	0.5	31	15.5	23	11.5	7	3.5	11	5.5	6	3.0

Legend:

AB	Assist Block	AS	Assist Pass	Avg	Average	EX	Exclusions
G	Games Played	No.	Bib Number	TO	Turnover	Tot	Total



## CUMULATIVE STATISTICS

球队累计

Japan (JPN)

After 3 Matches

No.	Name	G	Minutes		Goals		Penalties		AS		AB		TO		Steals		EX	
			Tot	Avg	Tot	Avg	Tot	Avg	Tot	Avg	Tot	Avg	Tot	Avg	Tot	Avg	Tot	Avg
1	TAKAHASHI Yoshinobu	3	70:55	23:38							4	1.3	1	0.3				
3	NAGAYASU Yu	3	2:54	0:58	1	0.3												
4	SHIMAKAWA Shinichi	3	43:52	14:37	42	14.0			7	2.3			2	0.7	1	0.3	1	0.3
5	OGINO Koichi (C)	3	25:02	8:20											1	0.3		
6	MUROHASHI Takuo	3	5:18	1:46	3	1.0			1	0.3								
7	FUJISHIMA Shingo	3	38:11	12:43	29	9.7			8	2.7			3	1.0	2	0.7	7	2.3
8	MISAKA Hiroyuki	3	48:29	16:09	7	2.3			9	3.0	4	1.3	3	1.0	1	0.3	2	0.7
9	TAMURA Manabu	3	53:36	17:52	19	6.3			21	7.0	5	1.7	5	1.7	1	0.3	4	1.3
10	SATO Yoshito	3	44:28	14:49	13	4.3			6	2.0	2	0.7	4	1.3	1	0.3	1	0.3
11	NAKAZATO Shin	3	45:11	15:03	17	5.7			11	3.7	2	0.7	3	1.0	2	0.7	6	2.0
12	KAWANO Shunsuke	3	5:52	1:57	1	0.3					1	0.3			1	0.3		
<b>TEAM</b>																		
<b>TOTALS</b>					132	44.0			63	21.0	18	6.0	21	7.0	10	3.3	21	7.0
<b>OPPONENTS</b>					130	43.3	1	0.3	59	19.7	28	9.3	22	7.3	11	3.7	12	4.0

<b>Legend:</b>							
<b>AB</b>	Assist Block	<b>AS</b>	Assist Pass	<b>Avg</b>	Average	<b>EX</b>	Exclusions
<b>G</b>	Games Played	<b>No.</b>	Bib Number	<b>TO</b>	Turnover	<b>Tot</b>	Total



## CUMULATIVE STATISTICS

球队累计

Japan (JPN)

After 4 Matches

No.	Name	G	Minutes		Goals		Penalties		AS		AB		TO		Steals		EX	
			Tot	Avg	Tot	Avg	Tot	Avg	Tot	Avg	Tot	Avg	Tot	Avg	Tot	Avg	Tot	Avg
1	TAKAHASHI Yoshinobu	4	105:53	26:28					2	0.5	5	1.3	1	0.3				
3	NAGAYASU Yu	4	4:10	1:02	1	0.3												
4	SHIMAKAWA Shinichi	4	54:48	13:42	49	12.3			8	2.0	1	0.3	4	1.0	1	0.3	2	0.5
5	OGINO Koichi (C)	4	25:02	6:15											1	0.3		
6	MUROHASHI Takuo	4	5:18	1:19	3	0.8			1	0.3								
7	FUJISHIMA Shingo	4	60:57	15:14	39	9.8			14	3.5			3	0.8	2	0.5	7	1.8
8	MISAKA Hiroyuki	4	60:06	15:01	9	2.3			10	2.5	4	1.0	3	0.8	1	0.3	4	1.0
9	TAMURA Manabu	4	75:26	18:51	31	7.8			22	5.5	5	1.3	5	1.3	1	0.3	5	1.3
10	SATO Yoshito	4	67:41	16:55	15	3.8			9	2.3	3	0.8	5	1.3	1	0.3	2	0.5
11	NAKAZATO Shin	4	58:09	14:32	22	5.5			12	3.0	3	0.8	4	1.0	3	0.8	9	2.3
12	KAWANO Shunsuke	4	5:52	1:28	1	0.3					1	0.3			1	0.3		
<b>TEAM</b>																		
<b>TOTALS</b>					170	42.5			78	19.5	22	5.5	25	6.3	11	2.8	29	7.3
<b>OPPONENTS</b>					169	42.3	2	0.5	73	18.3	32	8.0	25	6.3	14	3.5	18	4.5

<b>Legend:</b>							
<b>AB</b>	Assist Block	<b>AS</b>	Assist Pass	<b>Avg</b>	Average	<b>EX</b>	Exclusions
<b>G</b>	Games Played	<b>No.</b>	Bib Number	<b>TO</b>	Turnover	<b>Tot</b>	Total



## CUMULATIVE STATISTICS

球队累计

Japan (JPN)

After 5 Matches

No.	Name	G	Minutes		Goals		Penalties		AS		AB		TO		Steals		EX	
			Tot	Avg	Tot	Avg	Tot	Avg	Tot	Avg	Tot	Avg	Tot	Avg	Tot	Avg	Tot	Avg
1	TAKAHASHI Yoshinobu	5	127:15	25:27					2	0.4	7	1.4	1	0.2			1	0.2
3	NAGAYASU Yu	5	8:47	1:45	3	0.6	1	0.2	1	0.2								
4	SHIMAKAWA Shinichi	5	68:27	13:41	64	12.8			15	3.0	2	0.4	4	0.8	6	1.2	2	0.4
5	OGINO Koichi (C)	5	35:38	7:07											1	0.2	1	0.2
6	MUROHASHI Takuo	5	10:42	2:08	5	1.0			1	0.2	2	0.4						
7	FUJISHIMA Shingo	5	73:37	14:43	48	9.6			17	3.4	1	0.2	3	0.6	2	0.4	9	1.8
8	MISAKA Hiroyuki	5	77:10	15:26	16	3.2			10	2.0	6	1.2	4	0.8	1	0.2	4	0.8
9	TAMURA Manabu	5	94:44	18:56	43	8.6			26	5.2	8	1.6	9	1.8	4	0.8	6	1.2
10	SATO Yoshito	5	81:23	16:16	21	4.2			11	2.2	4	0.8	5	1.0	2	0.4	2	0.4
11	NAKAZATO Shin	5	65:00	13:00	26	5.2			13	2.6	3	0.6	4	0.8	3	0.6	10	2.0
12	KAWANO Shunsuke	5	8:28	1:41	2	0.4					1	0.2			1	0.2		
<b>TEAM</b>																		
<b>TOTALS</b>					228	45.6	1	0.2	96	19.2	34	6.8	30	6.0	20	4.0	35	7.0
<b>OPPONENTS</b>					201	40.2	2	0.4	91	18.2	34	6.8	53	10.6	15	3.0	20	4.0

<b>Legend:</b>							
<b>AB</b>	Assist Block	<b>AS</b>	Assist Pass	<b>Avg</b>	Average	<b>EX</b>	Exclusions
<b>G</b>	Games Played	<b>No.</b>	Bib Number	<b>TO</b>	Turnover	<b>Tot</b>	Total



## CUMULATIVE STATISTICS

球队累计

Germany (GER)

After 1 Match

No.	Name	G	Minutes		Goals		Penalties		AS		AB		TO		Steals		EX	
			Tot	Avg	Tot	Avg	Tot	Avg	Tot	Avg	Tot	Avg	Tot	Avg	Tot	Avg	Tot	Avg
1	WERNER Christoph	1																
3	GOETZE Christian	1	4:52	4:52									1	1.0				
4	MAYER Wolfgang	1	14:45	14:45	7	7.0	1	1.0	3	3.0	1	1.0					1	1.0
7	WIESCHENDORF Dirk	1	4:51	4:51							1	1.0						
8	PICHT Oliver Johannes	1	7:52	7:52	4	4.0			2	2.0			2	2.0				
10	KOESEOGLU Salih	1	13:36	13:36	9	9.0			5	5.0	1	1.0	1	1.0			1	1.0
11	REIS Micael	1	5:21	5:21	2	2.0			1	1.0								
12	SCHMITT Wolfgang	1	26:18	26:18							5	5.0						
13	MENEZLA Nacer	1	15:44	15:44	8	8.0			2	2.0	3	3.0	2	2.0				
14	HOLZEM Joerg (C)	1	13:51	13:51	1	1.0			6	6.0	1	1.0	3	3.0	1	1.0		
15	BAUMANN Maik	1	17:08	17:08	5	5.0			7	7.0	1	1.0	5	5.0			1	1.0
<b>TEAM</b>																		
<b>TOTALS</b>					36	36.0	1	1.0	26	26.0	13	13.0	14	14.0	1	1.0	3	3.0
<b>OPPONENTS</b>					47	47.0			14	14.0	10	10.0	4	4.0	7	7.0	5	5.0

Legend:

AB	Assist Block	AS	Assist Pass	Avg	Average	EX	Exclusions
G	Games Played	No.	Bib Number	TO	Turnover	Tot	Total



## CUMULATIVE STATISTICS

球队累计

### Germany (GER)

After 2 Matches

No.	Name	G	Minutes		Goals		Penalties		AS		AB		TO		Steals		EX	
			Tot	Avg	Tot	Avg	Tot	Avg	Tot	Avg	Tot	Avg	Tot	Avg	Tot	Avg	Tot	Avg
1	WERNER Christoph	2	4:45	2:22														
3	GOETZE Christian	2	19:13	9:36							1	0.5	1	0.5				
4	MAYER Wolfgang	2	40:28	20:14	18	9.0	1	0.5	4	2.0	2	1.0	2	1.0			1	0.5
7	WIESCHENDORF Dirk	2	8:27	4:13							1	0.5						
8	PICHT Oliver Johannes	2	19:02	9:31	11	5.5			6	3.0			4	2.0			1	0.5
10	KOESOGLU Salih	2	27:43	13:51	14	7.0			12	6.0	1	0.5	4	2.0	2	1.0	2	1.0
11	REIS Micael	2	5:21	2:40	2	1.0			1	0.5								
12	SCHMITT Wolfgang	2	40:40	20:20							7	3.5						
13	MENEZLA Nacer	2	23:42	11:51	10	5.0			2	1.0	3	1.5	2	1.0				
14	HOLZEM Joerg (C)	2	21:34	10:47	4	2.0			6	3.0	2	1.0	6	3.0	1	0.5		
15	BAUMANN Maik	2	40:58	20:29	12	6.0			12	6.0	1	0.5	7	3.5			1	0.5
<b>TEAM</b>																		
<b>TOTALS</b>					71	35.5	1	0.5	43	21.5	18	9.0	26	13.0	3	1.5	5	2.5
<b>OPPONENTS</b>					86	43.0			21	10.5	19	9.5	11	5.5	7	3.5	9	4.5

<b>Legend:</b>							
<b>AB</b>	Assist Block	<b>AS</b>	Assist Pass	<b>Avg</b>	Average	<b>EX</b>	Exclusions
<b>G</b>	Games Played	<b>No.</b>	Bib Number	<b>TO</b>	Turnover	<b>Tot</b>	Total





## CUMULATIVE STATISTICS

球队累计

### Germany (GER)

After 3 Matches

No.	Name	G	Minutes		Goals		Penalties		AS		AB		TO		Steals		EX	
			Tot	Avg	Tot	Avg	Tot	Avg	Tot	Avg	Tot	Avg	Tot	Avg	Tot	Avg	Tot	Avg
1	WERNER Christoph	3	7:21	2:27	1	0.3												
3	GOETZE Christian	3	31:50	10:36	1	0.3			2	0.7	3	1.0	1	0.3	1	0.3		
4	MAYER Wolfgang	3	56:26	18:48	28	9.3	1	0.3	6	2.0	2	0.7	6	2.0			3	1.0
7	WIESCHENDORF Dirk	3	14:14	4:44					1	0.3	1	0.3					1	0.3
8	PICHT Oliver Johannes	3	35:44	11:54	16	5.3			10	3.3			8	2.7			2	0.7
10	KOSEOGLU Salih	3	42:57	14:19	16	5.3			16	5.3	1	0.3	5	1.7	3	1.0	5	1.7
11	REIS Micael	3	5:21	1:47	2	0.7			1	0.3								
12	SCHMITT Wolfgang	3	59:59	19:59							8	2.7						
13	MENEZLA Nacer	3	34:29	11:29	14	4.7			2	0.7	3	1.0	2	0.7				
14	HOLZEM Joerg (C)	3	32:55	10:58	8	2.7			10	3.3	4	1.3	8	2.7	1	0.3		
15	BAUMANN Maik	3	58:21	19:27	16	5.3			17	5.7	1	0.3	8	2.7			1	0.3
<b>TEAM</b>																		
<b>TOTALS</b>					102	34.0	1	0.3	65	21.7	23	7.7	38	12.7	5	1.7	12	4.0
<b>OPPONENTS</b>					126	42.0			43	14.3	27	9.0	15	5.0	13	4.3	10	3.3

Legend:

<b>AB</b>	Assist Block	<b>AS</b>	Assist Pass	<b>Avg</b>	Average	<b>EX</b>	Exclusions
<b>G</b>	Games Played	<b>No.</b>	Bib Number	<b>TO</b>	Turnover	<b>Tot</b>	Total



## CUMULATIVE STATISTICS

球队累计

### Germany (GER)

After 4 Matches

No.	Name	G	Minutes		Goals		Penalties		AS		AB		TO		Steals		EX	
			Tot	Avg	Tot	Avg	Tot	Avg	Tot	Avg	Tot	Avg	Tot	Avg	Tot	Avg	Tot	Avg
1	WERNER Christoph	4	7:21	1:50	1	0.3												
3	GOETZE Christian	4	35:45	8:56	1	0.3			2	0.5	3	0.8	1	0.3	1	0.3		
4	MAYER Wolfgang	4	78:49	19:42	35	8.8	2	0.5	10	2.5	2	0.5	8	2.0	1	0.3	4	1.0
7	WIESCHENDORF Dirk	4	18:09	4:32					1	0.3	1	0.3					1	0.3
8	PICHT Oliver Johannes	4	55:46	13:56	24	6.0			16	4.0			8	2.0	1	0.3	6	1.5
10	KOSEOGLU Salih	4	60:11	15:02	20	5.0			17	4.3	1	0.3	6	1.5	3	0.8	5	1.3
11	REIS Micael	4	5:21	1:20	2	0.5			1	0.3								
12	SCHMITT Wolfgang	4	91:02	22:45							10	2.5						
13	MENEZLA Nacer	4	42:21	10:35	22	5.5			2	0.5	3	0.8	2	0.5			1	0.3
14	HOLZEM Joerg (C)	4	46:54	11:43	12	3.0			10	2.5	5	1.3	8	2.0	1	0.3		
15	BAUMANN Maik	4	77:12	19:18	24	6.0			20	5.0	2	0.5	8	2.0	1	0.3	1	0.3
<b>TEAM</b>																		
<b>TOTALS</b>					141	35.3	2	0.5	79	19.8	27	6.8	41	10.3	8	2.0	18	4.5
<b>OPPONENTS</b>					164	41.0			58	14.5	31	7.8	19	4.8	14	3.5	18	4.5

<b>Legend:</b>							
<b>AB</b>	Assist Block	<b>AS</b>	Assist Pass	<b>Avg</b>	Average	<b>EX</b>	Exclusions
<b>G</b>	Games Played	<b>No.</b>	Bib Number	<b>TO</b>	Turnover	<b>Tot</b>	Total



## CUMULATIVE STATISTICS

球队累计

### Germany (GER)

After 5 Matches

No.	Name	G	Minutes		Goals		Penalties		AS		AB		TO		Steals		EX	
			Tot	Avg	Tot	Avg	Tot	Avg	Tot	Avg	Tot	Avg	Tot	Avg	Tot	Avg	Tot	Avg
1	WERNER Christoph	5	7:21	1:28	1	0.2												
3	GOETZE Christian	5	41:13	8:14	1	0.2			2	0.4	4	0.8	1	0.2	1	0.2		
4	MAYER Wolfgang	5	99:50	19:58	44	8.8	2	0.4	12	2.4	2	0.4	9	1.8	1	0.2	4	0.8
7	WIESCHENDORF Dirk	5	18:09	3:37					1	0.2	1	0.2					1	0.2
8	PICHT Oliver Johannes	5	73:29	14:41	28	5.6	1	0.2	20	4.0	1	0.2	8	1.6	1	0.2	7	1.4
10	KOSEOGLU Salih	5	73:32	14:42	20	4.0			22	4.4	3	0.6	6	1.2	3	0.6	5	1.0
11	REIS Micael	5	5:21	1:04	2	0.4			1	0.2								
12	SCHMITT Wolfgang	5	117:29	23:29							12	2.4						
13	MENEZLA Nacer	5	58:33	11:42	27	5.4			2	0.4	4	0.8	3	0.6			2	0.4
14	HOLZEM Joerg (C)	5	60:06	12:01	16	3.2			13	2.6	5	1.0	8	1.6	1	0.2		
15	BAUMANN Maik	5	91:33	18:18	27	5.4			23	4.6	2	0.4	8	1.6	1	0.2	2	0.4
<b>TEAM</b>																		
<b>TOTALS</b>					166	33.2	3	0.6	96	19.2	34	6.8	43	8.6	8	1.6	21	4.2
<b>OPPONENTS</b>					192	38.4			74	14.8	34	6.8	21	4.2	14	2.8	22	4.4

<b>Legend:</b>							
<b>AB</b>	Assist Block	<b>AS</b>	Assist Pass	<b>Avg</b>	Average	<b>EX</b>	Exclusions
<b>G</b>	Games Played	<b>No.</b>	Bib Number	<b>TO</b>	Turnover	<b>Tot</b>	Total



## CUMULATIVE STATISTICS

球队累计

China (CHN)

After 1 Match

No.	Name	G	Minutes		Goals		Penalties		AS		AB		TO		Steals		EX	
			Tot	Avg	Tot	Avg	Tot	Avg	Tot	Avg	Tot	Avg	Tot	Avg	Tot	Avg	Tot	Avg
1	PAN Zilin	1	5:02	5:02	6	6.0			1	1.0			1	1.0			1	1.0
2	HAN Guifei	1	26:08	26:08	13	13.0			4	4.0	3	3.0	12	12.0			1	1.0
3	CHEN Jun	1	31:10	31:10	7	7.0			17	17.0			13	13.0				
5	WANG Sheng	1																
6	TIAN Shilin	1	7:09	7:09	1	1.0			1	1.0	1	1.0	1	1.0			1	1.0
7	CUI Maosheng	1																
8	CHENG Shuangmiao (C)	1	18:59	18:59	2	2.0			2	2.0	4	4.0	4	4.0				
9	YU Zhongtao	1	5:02	5:02													1	1.0
10	TAO Zhenfeng	1	10:36	10:36					1	1.0								
11	XIA Junfeng	1	15:32	15:32							3	3.0						
12	SHAO Dequan	1	5:02	5:02	1	1.0					1	1.0	2	2.0				
15	ZHANG Wenli	1																
<b>TEAM</b>																		
<b>TOTALS</b>					30	30.0			26	26.0	12	12.0	33	33.0			4	4.0
<b>OPPONENTS</b>					65	65.0	2	2.0	18	18.0	19	19.0	1	1.0	12	12.0	4	4.0

<b>Legend:</b>							
<b>AB</b>	Assist Block	<b>AS</b>	Assist Pass	<b>Avg</b>	Average	<b>EX</b>	Exclusions
<b>G</b>	Games Played	<b>No.</b>	Bib Number	<b>TO</b>	Turnover	<b>Tot</b>	Total



## CUMULATIVE STATISTICS

球队累计

China (CHN)

After 2 Matches

No.	Name	G	Minutes		Goals		Penalties		AS		AB		TO		Steals		EX	
			Tot	Avg	Tot	Avg	Tot	Avg	Tot	Avg	Tot	Avg	Tot	Avg	Tot	Avg	Tot	Avg
1	PAN Zilin	2	13:02	6:31	8	4.0			2	1.0			3	1.5			2	1.0
2	HAN Guifei	2	49:05	24:32	20	10.0			10	5.0	4	2.0	15	7.5			1	0.5
3	CHEN Jun	2	63:10	31:35	17	8.5	1	0.5	28	14.0			22	11.0			1	0.5
5	WANG Sheng	2	1:03	0:31														
6	TIAN Shilin	2	13:09	6:34	3	1.5			1	0.5	1	0.5	4	2.0			2	1.0
7	CUI Maosheng	2	2:45	1:22	1	0.5											1	0.5
8	CHENG Shuangmiao (C)	2	34:14	17:07	4	2.0			2	1.0	4	2.0	9	4.5			1	0.5
9	YU Zhongtao	2	9:15	4:37			1	0.5									1	0.5
10	TAO Zhenfeng	2	18:36	9:18					1	0.5								
11	XIA Junfeng	2	35:19	17:39					1	0.5	5	2.5	2	1.0				
12	SHAO Dequan	2	9:15	4:37	2	1.0					1	0.5	6	3.0				
15	ZHANG Wenli	2	3:47	1:53									1	0.5				
<b>TEAM</b>													1	0.5				
<b>TOTALS</b>					55	27.5	2	1.0	45	22.5	15	7.5	63	31.5			9	4.5
<b>OPPONENTS</b>					122	61.0	4	2.0	45	22.5	33	16.5	3	1.5	19	9.5	4	2.0

Legend:

AB	Assist Block	AS	Assist Pass	Avg	Average	EX	Exclusions
G	Games Played	No.	Bib Number	TO	Turnover	Tot	Total



## CUMULATIVE STATISTICS

球队累计

China (CHN)

After 3 Matches

No.	Name	G	Minutes		Goals		Penalties		AS		AB		TO		Steals		EX	
			Tot	Avg	Tot	Avg	Tot	Avg	Tot	Avg	Tot	Avg	Tot	Avg	Tot	Avg	Tot	Avg
1	PAN Zilin	3	16:40	5:33	10	3.3			3	1.0			3	1.0			4	1.3
2	HAN Guifei	3	76:52	25:37	29	9.7			20	6.7	6	2.0	19	6.3			2	0.7
3	CHEN Jun	3	95:10	31:43	32	10.7	1	0.3	42	14.0			27	9.0			2	0.7
5	WANG Sheng	3	1:03	0:21														
6	TIAN Shilin	3	15:58	5:19	3	1.0			1	0.3	2	0.7	4	1.3			2	0.7
7	CUI Maosheng	3	2:45	0:55	1	0.3											1	0.3
8	CHENG Shuangmiao (C)	3	59:27	19:49	16	5.3			4	1.3	6	2.0	14	4.7			2	0.7
9	YU Zhongtao	3	12:50	4:16			1	0.3									1	0.3
10	TAO Zhenfeng	3	23:34	7:51					1	0.3								
11	XIA Junfeng	3	50:23	16:47					1	0.3	5	1.7	2	0.7			1	0.3
12	SHAO Dequan	3	13:22	4:27	2	0.7			1	0.3	1	0.3	6	2.0				
15	ZHANG Wenli	3	3:47	1:15									1	0.3				
<b>TEAM</b>													2	0.7				
<b>TOTALS</b>					93	31.0	2	0.7	73	24.3	20	6.7	78	26.0			15	5.0
<b>OPPONENTS</b>					177	59.0	4	1.3	62	20.7	40	13.3	4	1.3	26	8.7	10	3.3

Legend:

AB	Assist Block	AS	Assist Pass	Avg	Average	EX	Exclusions
G	Games Played	No.	Bib Number	TO	Turnover	Tot	Total



## CUMULATIVE STATISTICS

球队累计

China (CHN)

After 4 Matches

No.	Name	G	Minutes		Goals		Penalties		AS		AB		TO		Steals		EX	
			Tot	Avg	Tot	Avg	Tot	Avg	Tot	Avg	Tot	Avg	Tot	Avg	Tot	Avg	Tot	Avg
1	PAN Zilin	4	17:46	4:26	10	2.5			3	0.8			4	1.0			4	1.0
2	HAN Guifei	4	107:46	26:56	42	10.5	1	0.3	26	6.5	6	1.5	26	6.5			2	0.5
3	CHEN Jun	4	127:10	31:47	51	12.8	1	0.3	51	12.8			33	8.3	1	0.3	3	0.8
5	WANG Sheng	3	1:03	0:21														
6	TIAN Shilin	4	26:10	6:32	4	1.0			2	0.5	2	0.5	5	1.3			2	0.5
7	CUI Maosheng	4	5:24	1:21	1	0.3											1	0.3
8	CHENG Shuangmiao (C)	4	77:27	19:21	17	4.3			7	1.8	7	1.8	16	4.0			2	0.5
9	YU Zhongtao	4	13:56	3:29			1	0.3									1	0.3
10	TAO Zhenfeng	4	34:13	8:33					1	0.3								
11	XIA Junfeng	4	70:37	17:39					1	0.3	5	1.3	2	0.5			1	0.3
12	SHAO Dequan	4	14:28	3:37	2	0.5			1	0.3	1	0.3	7	1.8				
15	ZHANG Wenli	4	3:47	0:56									1	0.3				
<b>TEAM</b>													2	0.5				
<b>TOTALS</b>					127	31.8	3	0.8	92	23.0	21	5.3	96	24.0	1	0.3	16	4.0
<b>OPPONENTS</b>					224	56.0	4	1.0	76	19.0	45	11.3	7	1.8	35	8.8	12	3.0

Legend:

<b>AB</b>	Assist Block	<b>AS</b>	Assist Pass	<b>Avg</b>	Average	<b>EX</b>	Exclusions
<b>G</b>	Games Played	<b>No.</b>	Bib Number	<b>TO</b>	Turnover	<b>Tot</b>	Total



## CUMULATIVE STATISTICS

球队累计

China (CHN)

After 4 Matches

No.	Name	G	Minutes		Goals		Penalties		AS		AB		TO		Steals		EX	
			Tot	Avg	Tot	Avg	Tot	Avg	Tot	Avg	Tot	Avg	Tot	Avg	Tot	Avg	Tot	Avg
1	PAN Zilin	4	17:46	4:26	10	2.5			3	0.8			4	1.0			4	1.0
2	HAN Guifei	4	107:46	26:56	42	10.5	1	0.3	26	6.5	6	1.5	26	6.5			2	0.5
3	CHEN Jun	4	127:10	31:47	51	12.8	1	0.3	51	12.8			33	8.3	1	0.3	3	0.8
5	WANG Sheng	3	1:03	0:21														
6	TIAN Shilin	4	26:10	6:32	4	1.0			2	0.5	2	0.5	5	1.3			2	0.5
7	CUI Maosheng	4	5:24	1:21	1	0.3											1	0.3
8	CHENG Shuangmiao (C)	4	77:27	19:21	17	4.3			7	1.8	7	1.8	16	4.0			2	0.5
9	YU Zhongtao	4	13:56	3:29			1	0.3									1	0.3
10	TAO Zhenfeng	4	34:13	8:33					1	0.3								
11	XIA Junfeng	4	70:37	17:39					1	0.3	5	1.3	2	0.5			1	0.3
12	SHAO Dequan	4	14:28	3:37	2	0.5			1	0.3	1	0.3	7	1.8				
15	ZHANG Wenli	4	3:47	0:56									1	0.3				
<b>TEAM</b>													2	0.5				
<b>TOTALS</b>					127	31.8	3	0.8	92	23.0	21	5.3	96	24.0	1	0.3	16	4.0
<b>OPPONENTS</b>					224	56.0	4	1.0	76	19.0	45	11.3	7	1.8	35	8.8	12	3.0

Legend:

AB	Assist Block	AS	Assist Pass	Avg	Average	EX	Exclusions
G	Games Played	No.	Bib Number	TO	Turnover	Tot	Total

Player Wang Sheng (CHN) is ineligible.





## CUMULATIVE STATISTICS

球队累计

China (CHN)

After 5 Matches

No.	Name	G	Minutes		Goals		Penalties		AS		AB		TO		Steals		EX	
			Tot	Avg	Tot	Avg	Tot	Avg	Tot	Avg	Tot	Avg	Tot	Avg	Tot	Avg	Tot	Avg
1	PAN Zilin	5	17:46	3:33	10	2.0			3	0.6			4	0.8			4	0.8
2	HAN Guifei	5	136:10	27:14	50	10.0	1	0.2	30	6.0	7	1.4	38	7.6	1	0.2	4	0.8
3	CHEN Jun	5	159:08	31:49	63	12.6	1	0.2	61	12.2			38	7.6	1	0.2	3	0.6
5	WANG Sheng	3	1:03	0:21														
6	TIAN Shilin	5	29:44	5:56	4	0.8			3	0.6	2	0.4	5	1.0			2	0.4
7	CUI Maosheng	5	5:24	1:04	1	0.2											1	0.2
8	CHENG Shuangmiao (C)	5	109:25	21:53	29	5.8			9	1.8	7	1.4	23	4.6			2	0.4
9	YU Zhongtao	5	13:56	2:47			1	0.2									1	0.2
10	TAO Zhenfeng	5	50:13	10:02					1	0.2			1	0.2				
11	XIA Junfeng	5	83:08	16:37					1	0.2	6	1.2	2	0.4			1	0.2
12	SHAO Dequan	5	17:55	3:35	2	0.4			2	0.4	1	0.2	8	1.6				
15	ZHANG Wenli	5	3:47	0:45									1	0.2				
<b>TEAM</b>													4	0.8				
<b>TOTALS</b>					159	31.8	3	0.6	110	22.0	23	4.6	124	24.8	2	0.4	18	3.6
<b>OPPONENTS</b>					282	56.4	5	1.0	94	18.8	57	11.4	12	2.4	44	8.8	18	3.6

Legend:

AB	Assist Block	AS	Assist Pass	Avg	Average	EX	Exclusions
G	Games Played	No.	Bib Number	TO	Turnover	Tot	Total

Player Wang Sheng (CHN) with number 5 is ineligible.



## START LIST

首发名单

Match No: 20

USA - AUS

Start Time: 20:00

Referees: van de RIET SUTER Christian (NED)  
BRIERE Pierre-Alexandre (CAN)

Commissioner: CORSON Jonathan (NZL)

### USA - United States

No.	Name	Sport Class	Age	GPG	PPG	APPG	ABPG	TOPG	STPG	MPG	USA Played	
1	SUMNER Chance	3.0	31	3.5	0.3	1.3	0.3		0.5		Prelim. CHN 65 - 30	
2	McBRIDE Seth	2.0	25	3.8		1.3	1.5	0.3	0.5		Prelim. JPN 44 - 37	
3	ZUPAN Mark	3.0	33	5.3	0.3	0.8	0.8	1.0	0.3		Prelim. CAN 37 - 32	
4	KIRKLAND Bryan (C)	2.0	37	6.3		3.0	1.3	1.3	1.3		SF GBR 35 - 32	
5	LYDUCH Norm	1.0	36	0.3			0.5					
6	WILMOTH Joel	3.5	19	5.0		1.0	1.8		0.3			
7	REGIER Jason	0.5	33				0.3					
8	HOGSETT Scott	1.0	35	0.3		0.5	1.3		0.3			
9	SPRINGER Nick	2.0	23	3.8		0.8	3.3		0.5			
10	GROULX Will	2.0	34	12.0		3.0	0.8	0.3	1.8			
11	COHN Andy	2.0	30	5.3		2.8	1.5	0.3	0.8			
<b>TEAM AVERAGE</b>			30.5									

Coach GUMBERT James  
Assistant Coach SUHR Edward

### AUS - Australia

No.	Name	Sport Class	Age	GPG	PPG	APPG	ABPG	TOPG	STPG	MPG	AUS Played	
1	HUCKS George	3.0	40	2.8		1.0	0.3	0.5			Prelim. GER 47 - 36	
2	ERDEM Nazim	0.5	38			0.8	1.5	0.3			Prelim. NZL 39 - 38	
3	BATT Ryley	3.5	19	24.0		4.0	0.5	2.3	2.3		Prelim. GBR 43 - 37	
4	CARR Cameron	2.0	31	0.8		0.8	1.3	0.5			SF CAN 41 - 40	
5	BRAND Shane	1.5	35	0.3		0.3						
6	VITALE Scott	2.0	23	4.0		1.8	1.5	0.5	0.5			
7	BOXALL Grant	2.5	32	1.0		0.3	0.3					
8	ALMAN Bryce	2.0	32	1.5		3.3	0.8	0.8	0.3			
11	SCOTT Ryan	0.5	26	0.3								
12	PORTER Steve (C)	2.5	38	1.8		0.8		0.5				
13	SMITH Greg	2.0	41	6.3		1.0	4.5	0.5	0.8			
<b>TEAM AVERAGE</b>			32.3									

Coach DUBBERLEY Brad  
Assistant Coach DOIDGE Robert

<b>Legend:</b>							
<b>ABPG</b>	Assist by Block per game	<b>APPG</b>	Assist by Pass per game	<b>GPG</b>	Goals per game	<b>MPG</b>	Minutes per game
<b>No.</b>	Bib Number	<b>PPG</b>	Penalties per game	<b>STPG</b>	Steals per game	<b>TOPG</b>	Turnovers per game



## PLAY BY PLAY

比赛进程

Match No: 20

USA 21 - 20 AUS

Start Time: 20:00

Referees: van de RIET SUTER Christian (NED)  
BRIERE Pierre-Alexandre (CAN)

Commissioner: CORSON Jonathan (NZL)

	P1	P2	P3	P4
USA	12	9		
AUS	10	10		

Time	Score	USA	Action	AUS	Time	Score	USA	Action	AUS
<b>Period 1</b>									
8:00		4 - KIRKLAND B	In		2:48			Out	13 - SMITH G
8:00		9 - SPRINGER N	In		2:48			In	6 - VITALE S
8:00		10 - GROULX W	In		2:34		10 - GROULX W	Turnover	
8:00		11 - COHN A	In		2:32			Steal	8 - ALMAN B
8:00			In	2 - ERDEM N	2:29			Assist Block	3 - BATT R
8:00			In	3 - BATT R	2:29	8 - 8		Goal	6 - VITALE S
8:00			In	8 - ALMAN B	2:09		11 - COHN A	Assist Pass	
8:00			In	13 - SMITH G	2:09	9 - 8	10 - GROULX W	Goal	
7:36	0 - 1		Goal	3 - BATT R	1:50			Turnover	2 - ERDEM N
7:25		11 - COHN A	Assist Pass		1:50		4 - KIRKLAND B	Steal	
7:25	1 - 1	4 - KIRKLAND B	Goal		1:47		4 - KIRKLAND B	Assist Pass	
7:20			Turnover	3 - BATT R	1:47	10 - 8	9 - SPRINGER N	Goal	
7:11	2 - 1	11 - COHN A	Goal		1:31			Assist Pass	8 - ALMAN B
6:52	2 - 2		Goal	3 - BATT R	1:29	10 - 9		Goal	3 - BATT R
6:32		10 - GROULX W	Assist Block		1:22		10 - GROULX W	Assist Pass	
6:31	3 - 2	4 - KIRKLAND B	Goal		1:21	11 - 9	4 - KIRKLAND B	Goal	
6:31			Timeout	8 - ALMAN B	1:13			Assist Pass	3 - BATT R
6:14			Turnover	8 - ALMAN B	1:10	11 - 10		Goal	8 - ALMAN B
6:13		10 - GROULX W	Steal		0:04	12 - 10	11 - COHN A	Goal	
6:11		10 - GROULX W	Assist Pass		<b>Period 2</b>				
6:11	4 - 2	4 - KIRKLAND B	Goal		8:00		2 - McBRIDE S	In	
6:01			Assist Pass	3 - BATT R	8:00		6 - WILMOTH J	In	
6:00	4 - 3		Goal	13 - SMITH G	8:00		7 - REGIER J	In	
5:45		11 - COHN A	Timeout		8:00		10 - GROULX W	In	
5:07		11 - COHN A	Timeout		8:00			In	3 - BATT R
4:49			Exclusion	3 - BATT R	8:00			In	4 - CARR C
4:42	5 - 3	4 - KIRKLAND B	Goal		8:00			In	6 - VITALE S
4:33		11 - COHN A	Exclusion		7:45		10 - GROULX W	Turnover	
4:21	5 - 4		Goal	3 - BATT R	7:44			Steal	6 - VITALE S
4:11	6 - 4	11 - COHN A	Goal		7:32	12 - 11		Goal	3 - BATT R
4:04			Assist Block	2 - ERDEM N	7:15		10 - GROULX W	Assist Pass	
4:03	6 - 5		Goal	3 - BATT R	7:15	13 - 11	6 - WILMOTH J	Goal	
3:50	7 - 5	10 - GROULX W	Goal		7:07			Timeout	6 - VITALE S
3:28			Assist Pass	3 - BATT R	6:11			Timeout	3 - BATT R
3:28	7 - 6		Goal	8 - ALMAN B	6:11			In	3 - BATT R
3:16		11 - COHN A	Assist Pass		6:07	13 - 12		Goal	6 - VITALE S
3:16	8 - 6	4 - KIRKLAND B	Goal		5:58		6 - WILMOTH J	Assist Pass	
3:03	8 - 7		Goal	3 - BATT R	5:58	14 - 12	2 - McBRIDE S	Goal	
2:48		11 - COHN A	Timeout		5:43			Assist Pass	3 - BATT R



## PLAY BY PLAY

比赛进程

Time	Score	USA	Action	AUS
<b>Period 2</b>				
5:43	14 - 13		Goal	6 - VITALE S
5:30		2 - McBRIDE S	Timeout	
5:18		6 - WILMOTH J	Turnover	
5:05			Assist Pass	3 - BATT R
5:04	14 - 14		Goal	4 - CARR C
5:04		11 - COHN A	Out	
5:04		6 - WILMOTH J	Out	
5:04		4 - KIRKLAND B	In	
5:04		10 - GROULX W	In	
5:04		7 - REGIER J	Out	
5:04		10 - GROULX W	In	
4:45		11 - COHN A	Turnover	
4:44			Steal	3 - BATT R
4:39	14 - 15		Goal	3 - BATT R
4:23		4 - KIRKLAND B	Assist Pass	
4:23	15 - 15	10 - GROULX W	Goal	
4:09		2 - McBRIDE S	Assist Block	
3:57		2 - McBRIDE S	Out	
3:57		9 - SPRINGER N	In	
3:57		9 - SPRINGER N	Exclusion	
3:45	15 - 16		Goal	3 - BATT R
3:25		10 - GROULX W	Assist Pass	
3:25	16 - 16	11 - COHN A	Goal	
2:41			Timeout	3 - BATT R
2:38		4 - KIRKLAND B	Exclusion	
2:29			Assist Pass	3 - BATT R
2:29	16 - 17		Goal	4 - CARR C
2:15	17 - 17	4 - KIRKLAND B	Goal	
2:05			Assist Pass	3 - BATT R
2:04	17 - 18		Goal	4 - CARR C
1:53		4 - KIRKLAND B	Assist Pass	
1:53	18 - 18	10 - GROULX W	Goal	
1:38			Assist Block	6 - VITALE S
1:38	18 - 19		Goal	3 - BATT R
1:25		10 - GROULX W	Assist Block	
1:23	19 - 19	11 - COHN A	Goal	
1:10			Assist Block	6 - VITALE S
1:07	19 - 20		Goal	3 - BATT R
0:43	20 - 20	4 - KIRKLAND B	Goal	
0:33			Turnover	6 - VITALE S
0:33		10 - GROULX W	Steal	
0:33			Exclusion	6 - VITALE S
0:33		11 - COHN A	Out	
0:33		9 - SPRINGER N	Out	
0:33		1 - SUMNER C	In	
0:33		5 - LYDUCH N	In	
0:02	21 - 20	4 - KIRKLAND B	Goal	



## PLAY BY PLAY

比赛进程

Match No: 20

USA 53 - 44 AUS

Start Time: 20:00

Referees: van de RIET SUTER Christian (NED)  
BRIERE Pierre-Alexandre (CAN)

Commissioner: CORSON Jonathan (NZL)

	P1	P2	P3	P4
USA	12	9	15	17
AUS	10	10	11	13

Time	Score	USA	Action	AUS	Time	Score	USA	Action	AUS
<b>Period 1</b>									
8:00		4 - KIRKLAND B	In		2:48			Out	13 - SMITH G
8:00		9 - SPRINGER N	In		2:48			In	6 - VITALE S
8:00		10 - GROULX W	In		2:34		10 - GROULX W	Turnover	
8:00		11 - COHN A	In		2:32			Steal	8 - ALMAN B
8:00			In	2 - ERDEM N	2:29			Assist Block	3 - BATT R
8:00			In	3 - BATT R	2:29	8 - 8		Goal	6 - VITALE S
8:00			In	8 - ALMAN B	2:09		11 - COHN A	Assist Pass	
8:00			In	13 - SMITH G	2:09	9 - 8	10 - GROULX W	Goal	
7:36	0 - 1		Goal	3 - BATT R	1:50			Turnover	2 - ERDEM N
7:25		11 - COHN A	Assist Pass		1:50		4 - KIRKLAND B	Steal	
7:25	1 - 1	4 - KIRKLAND B	Goal		1:47		4 - KIRKLAND B	Assist Pass	
7:20			Turnover	3 - BATT R	1:47	10 - 8	9 - SPRINGER N	Goal	
7:11	2 - 1	11 - COHN A	Goal		1:31			Assist Pass	8 - ALMAN B
6:52	2 - 2		Goal	3 - BATT R	1:29	10 - 9		Goal	3 - BATT R
6:32		10 - GROULX W	Assist Block		1:22		10 - GROULX W	Assist Pass	
6:31	3 - 2	4 - KIRKLAND B	Goal		1:21	11 - 9	4 - KIRKLAND B	Goal	
6:31			Timeout	8 - ALMAN B	1:13			Assist Pass	3 - BATT R
6:14			Turnover	8 - ALMAN B	1:10	11 - 10		Goal	8 - ALMAN B
6:13		10 - GROULX W	Steal		0:04	12 - 10	11 - COHN A	Goal	
6:11		10 - GROULX W	Assist Pass		<b>Period 2</b>				
6:11	4 - 2	4 - KIRKLAND B	Goal		8:00		2 - McBRIDE S	In	
6:01			Assist Pass	3 - BATT R	8:00		6 - WILMOTH J	In	
6:00	4 - 3		Goal	13 - SMITH G	8:00		7 - REGIER J	In	
5:45		11 - COHN A	Timeout		8:00		10 - GROULX W	In	
5:07		11 - COHN A	Timeout		8:00			In	3 - BATT R
4:49			Exclusion	3 - BATT R	8:00			In	4 - CARR C
4:42	5 - 3	4 - KIRKLAND B	Goal		8:00			In	6 - VITALE S
4:33		11 - COHN A	Exclusion		7:45		10 - GROULX W	Turnover	
4:21	5 - 4		Goal	3 - BATT R	7:44			Steal	6 - VITALE S
4:11	6 - 4	11 - COHN A	Goal		7:32	12 - 11		Goal	3 - BATT R
4:04			Assist Block	2 - ERDEM N	7:15		10 - GROULX W	Assist Pass	
4:03	6 - 5		Goal	3 - BATT R	7:15	13 - 11	6 - WILMOTH J	Goal	
3:50	7 - 5	10 - GROULX W	Goal		7:07			Timeout	6 - VITALE S
3:28			Assist Pass	3 - BATT R	6:11			Timeout	3 - BATT R
3:28	7 - 6		Goal	8 - ALMAN B	6:11			In	3 - BATT R
3:16		11 - COHN A	Assist Pass		6:07	13 - 12		Goal	6 - VITALE S
3:16	8 - 6	4 - KIRKLAND B	Goal		5:58		6 - WILMOTH J	Assist Pass	
3:03	8 - 7		Goal	3 - BATT R	5:58	14 - 12	2 - McBRIDE S	Goal	
2:48		11 - COHN A	Timeout		5:43			Assist Pass	3 - BATT R



## PLAY BY PLAY

比赛进程

Time	Score	USA	Action	AUS	Time	Score	USA	Action	AUS
<b>Period 2</b>									
5:43	14 - 13		Goal	6 - VITALE S	8:00		4 - KIRKLAND B	In	
5:30		2 - McBRIDE S	Timeout		8:00		9 - SPRINGER N	In	
5:18		6 - WILMOTH J	Turnover		8:00		10 - GROULX W	In	
5:05			Assist Pass	3 - BATT R	8:00		11 - COHN A	In	
5:04	14 - 14		Goal	4 - CARR C	8:00			In	3 - BATT R
5:04		11 - COHN A	Out		8:00			In	8 - ALMAN B
5:04		6 - WILMOTH J	Out		8:00			In	11 - SCOTT R
5:04		4 - KIRKLAND B	In		8:00			In	13 - SMITH G
5:04		10 - GROULX W	In		8:00	21 - 21		Goal	13 - SMITH G
5:04		7 - REGIER J	Out		7:50			Exclusion	3 - BATT R
5:04		10 - GROULX W	In		7:41	22 - 21	4 - KIRKLAND B	Goal	
4:45		11 - COHN A	Turnover		7:37	22 - 22		Goal	13 - SMITH G
4:44			Steal	3 - BATT R	7:23		11 - COHN A	Turnover	
4:39	14 - 15		Goal	3 - BATT R	7:06			Turnover	13 - SMITH G
4:23		4 - KIRKLAND B	Assist Pass		7:06		10 - GROULX W	Steal	
4:23	15 - 15	10 - GROULX W	Goal		7:00	23 - 22	10 - GROULX W	Goal	
4:09		2 - McBRIDE S	Assist Block		6:46			Assist Block	13 - SMITH G
3:57		2 - McBRIDE S	Out		6:45	23 - 23		Goal	3 - BATT R
3:57		9 - SPRINGER N	In		6:22		9 - SPRINGER N	Assist Block	
3:57		9 - SPRINGER N	Exclusion		6:22	24 - 23	4 - KIRKLAND B	Goal	
3:45	15 - 16		Goal	3 - BATT R	6:10			Assist Block	13 - SMITH G
3:25		10 - GROULX W	Assist Pass		6:09	24 - 24		Goal	3 - BATT R
3:25	16 - 16	11 - COHN A	Goal		5:54		11 - COHN A	Assist Pass	
2:41			Timeout	3 - BATT R	5:54	25 - 24	9 - SPRINGER N	Goal	
2:38		4 - KIRKLAND B	Exclusion		5:30		10 - GROULX W	Exclusion	
2:29			Assist Pass	3 - BATT R	5:18			Assist Block	13 - SMITH G
2:29	16 - 17		Goal	4 - CARR C	5:17	25 - 25		Goal	3 - BATT R
2:15	17 - 17	4 - KIRKLAND B	Goal		5:10	26 - 25	10 - GROULX W	Goal	
2:05			Assist Pass	3 - BATT R	5:06			Turnover	8 - ALMAN B
2:04	17 - 18		Goal	4 - CARR C	4:55	27 - 25	10 - GROULX W	Goal	
1:53		4 - KIRKLAND B	Assist Pass		4:52			Turnover	3 - BATT R
1:53	18 - 18	10 - GROULX W	Goal		4:46		4 - KIRKLAND B	Assist Pass	
1:38			Assist Block	6 - VITALE S	4:46	28 - 25	9 - SPRINGER N	Goal	
1:38	18 - 19		Goal	3 - BATT R	4:40			Assist Pass	3 - BATT R
1:25		10 - GROULX W	Assist Block		4:40	28 - 26		Goal	13 - SMITH G
1:23	19 - 19	11 - COHN A	Goal		4:34			Exclusion	3 - BATT R
1:10			Assist Block	6 - VITALE S	4:13	29 - 26	10 - GROULX W	Goal	
1:07	19 - 20		Goal	3 - BATT R	3:59	29 - 27		Goal	3 - BATT R
0:43	20 - 20	4 - KIRKLAND B	Goal		3:42		4 - KIRKLAND B	Assist Pass	
0:33			Turnover	6 - VITALE S	3:41	30 - 27	10 - GROULX W	Goal	
0:33		10 - GROULX W	Steal		3:30			Turnover	8 - ALMAN B
0:33			Exclusion	6 - VITALE S	3:30			Out	3 - BATT R
0:33		11 - COHN A	Out		3:30			Out	13 - SMITH G
0:33		9 - SPRINGER N	Out		3:30			In	1 - HUCKS G
0:33		1 - SUMNER C	In		3:30			In	12 - PORTER S
0:33		5 - LYDUCH N	In		3:09		10 - GROULX W	Assist Pass	
0:02	21 - 20	4 - KIRKLAND B	Goal		3:09	31 - 27	4 - KIRKLAND B	Goal	



## PLAY BY PLAY

比赛进程

Time	Score	USA	Action	AUS	Time	Score	USA	Action	AUS
<b>Period 3</b>					<b>Period 4</b>				
2:58			Turnover	12 - PORTER S	5:41	41 - 37		Goal	3 - BATT R
2:58		10 - GROULX W	Turnover		5:27		2 - McBRIDE S	Assist Pass	
2:58	31 - 28		Goal	12 - PORTER S	5:26	42 - 37	6 - WILMOTH J	Goal	
2:30	32 - 28	11 - COHN A	Goal		5:26		6 - WILMOTH J	Out	
2:11			Assist Block	12 - PORTER S	5:26		2 - McBRIDE S	Out	
2:11	32 - 29		Goal	1 - HUCKS G	5:26		7 - REGIER J	Out	
2:02		4 - KIRKLAND B	Assist Block		5:26		9 - SPRINGER N	In	
2:02	33 - 29	10 - GROULX W	Goal		5:26		11 - COHN A	In	
1:51			Assist Block	11 - SCOTT R	5:26		4 - KIRKLAND B	In	
1:47			Assist Pass	8 - ALMAN B	5:13	42 - 38		Goal	3 - BATT R
1:47	33 - 30		Goal	12 - PORTER S	5:13			Out	4 - CARR C
1:33	34 - 30	10 - GROULX W	Goal		5:13			In	8 - ALMAN B
1:28			Turnover	12 - PORTER S	4:59		10 - GROULX W	Assist Pass	
1:27		11 - COHN A	Steal		4:59	43 - 38	11 - COHN A	Goal	
1:27			Exclusion	11 - SCOTT R	4:46	43 - 39		Goal	3 - BATT R
1:02		4 - KIRKLAND B	Assist Pass		4:29		11 - COHN A	Turnover	
1:02	35 - 30	11 - COHN A	Goal		4:29			Turnover	8 - ALMAN B
0:39	35 - 31		Goal	12 - PORTER S	4:28	44 - 39	9 - SPRINGER N	Goal	
0:02		11 - COHN A	Assist Pass		4:17	44 - 40		Goal	3 - BATT R
0:02	36 - 31	10 - GROULX W	Goal		4:02		11 - COHN A	Assist Pass	
<b>Period 4</b>					4:02	45 - 40	10 - GROULX W	Goal	
8:00		2 - McBRIDE S	In		3:46			Turnover	3 - BATT R
8:00		6 - WILMOTH J	In		3:44		10 - GROULX W	Steal	
8:00		7 - REGIER J	In		3:35		4 - KIRKLAND B	Assist Pass	
8:00		10 - GROULX W	In		3:35	46 - 40	10 - GROULX W	Goal	
8:00			In	2 - ERDEM N	3:20			Assist Pass	3 - BATT R
8:00			In	3 - BATT R	3:20	46 - 41		Goal	8 - ALMAN B
8:00			In	4 - CARR C	3:00	47 - 41	11 - COHN A	Goal	
8:00			In	6 - VITALE S	2:49			Turnover	8 - ALMAN B
8:00		6 - WILMOTH J	Assist Pass		2:45	48 - 41	9 - SPRINGER N	Goal	
8:00		10 - GROULX W	Assist Block		2:32	48 - 42		Goal	3 - BATT R
8:00	37 - 31	2 - McBRIDE S	Goal		2:23		4 - KIRKLAND B	Assist Pass	
7:34			Assist Pass	4 - CARR C	2:23	49 - 42	9 - SPRINGER N	Goal	
7:34	37 - 32		Goal	6 - VITALE S	1:51	49 - 43		Goal	3 - BATT R
7:22		2 - McBRIDE S	Assist Pass		1:28			Exclusion	6 - VITALE S
7:22	38 - 32	6 - WILMOTH J	Goal		1:13		11 - COHN A	Assist Block	
7:09	38 - 33		Goal	3 - BATT R	1:13	50 - 43	10 - GROULX W	Goal	
7:06	39 - 33	6 - WILMOTH J	Goal		1:02			Assist Pass	3 - BATT R
6:52	39 - 34		Goal	3 - BATT R	1:02	50 - 44		Goal	8 - ALMAN B
6:46	40 - 34	6 - WILMOTH J	Goal		0:50		10 - GROULX W	Assist Pass	
6:36			Assist Pass	3 - BATT R	0:50	51 - 44	4 - KIRKLAND B	Goal	
6:36	40 - 35		Goal	4 - CARR C	0:39			Turnover	3 - BATT R
6:27		10 - GROULX W	Turnover		0:39			Out	2 - ERDEM N
6:21			Assist Pass	3 - BATT R	0:39			Out	3 - BATT R
6:21	40 - 36		Goal	4 - CARR C	0:39			Out	6 - VITALE S
6:04	41 - 36	2 - McBRIDE S	Goal		0:39			Out	8 - ALMAN B
6:02			Penalty	AUSTRALIA	0:39			In	1 - HUCKS G



## PLAY BY PLAY

比赛进程

Time	Score	USA	Action	AUS
<b>Period 4</b>				
0:39			In	7 - BOXALL G
0:39			In	11 - SCOTT R
0:39			In	13 - SMITH G
0:27	52 - 44	11 - COHN A	Goal	
0:16			Turnover	1 - HUCKS G
0:04	<b>53 - 44</b>	10 - GROULX W	Goal	





## RESULTS

比赛成绩

Match No: 20

**USA 21 - 20 AUS**

Start Time: 20:00

**Referees:** van de RIET SUTER Christian (NED)  
BRIERE Pierre-Alexandre (CAN)

**Commissioner:** CORSON Jonathan (NZL)

	P1	P2	P3	P4
<b>USA</b>	12	9		
<b>AUS</b>	10	10		

### USA - United States

No.	Name	Min	Class. Pts	Goals	PT	AS	AB	TO	ST	EX
1	SUMNER Chance	0:33	3.0							
2	McBRIDE Seth	4:03	2.0	1			1			
3	ZUPAN Mark		3.0							
* 4	KIRKLAND Bryan (C)	13:04	2.0	9		3			1	1
5	LYDUCH Norm	0:33	1.0							
6	WILMOTH Joel	2:56	3.5	1		1		1		
7	REGIER Jason	2:56	0.5							
8	HOGSETT Scott		1.0							
* 9	SPRINGER Nick	11:24	2.0	1						1
* 10	GROULX Will	13:04	2.0	4		4	2	2	2	
* 11	COHN Andy	7:27	2.0	5		3		1		1
<b>TEAM TOTALS</b>				21		11	3	4	3	3

**Coach** GUMBERT James  
**Assistant Coach** SUHR Edward

### AUS - Australia

No.	Name	Min	Class. Pts	Goals	PT	AS	AB	TO	ST	EX
1	HUCKS George		3.0							
* 2	ERDEM Nazim	8:00	0.5				1	1		
* 3	BATT Ryley	14:11	3.5	11		7	1	1	1	1
4	CARR Cameron	8:00	2.0	3						
5	BRAND Shane		1.5							
6	VITALE Scott	10:48	2.0	3			2	1	1	1
7	BOXALL Grant		2.5							
* 8	ALMAN Bryce	8:00	2.0	2		1		1	1	
11	SCOTT Ryan		0.5							
12	PORTER Steve (C)		2.5							
* 13	SMITH Greg	5:12	2.0	1						
<b>TEAM TOTALS</b>				20		8	4	4	3	2

**Coach** DUBBERLEY Brad  
**Assistant Coach** DOIDGE Robert

Legend:	AB	AS	Class. Pts
* = starting line up	Assist Block	Assist Pass	Classification Points
EX Exclusions	Min Minutes	No. Bib Number	PT Penalties
ST Steals	TO Turnovers		



## RESULTS

比赛成绩

Match No: 20

USA 53 - 44 AUS

Start Time: 20:00

Referees: van de RIET SUTER Christian (NED)  
BRIERE Pierre-Alexandre (CAN)

Commissioner: CORSON Jonathan (NZL)

	P1	P2	P3	P4
USA	12	9	15	17
AUS	10	10	11	13

### USA - United States

No.	Name	Min	Class. Pts	Goals	PT	AS	AB	TO	ST	EX
1	SUMNER Chance	0:33	3.0							
2	McBRIDE Seth	6:37	2.0	3		2	1			
3	ZUPAN Mark		3.0							
* 4	KIRKLAND Bryan (C)	26:30	2.0	13		8	1		1	1
5	LYDUCH Norm	0:33	1.0							
6	WILMOTH Joel	5:30	3.5	5		2		1		
7	REGIER Jason	5:30	0.5							
8	HOGSETT Scott		1.0							
* 9	SPRINGER Nick	24:50	2.0	6			1			1
* 10	GROULX Will	29:04	2.0	16		7	3	4	4	1
* 11	COHN Andy	20:53	2.0	10		6	1	3	1	1
<b>TEAM TOTALS</b>				53		25	7	8	6	4

**Coach** GUMBERT James  
**Assistant Coach** SUHR Edward

### AUS - Australia

No.	Name	Min	Class. Pts	Goals	PT	AS	AB	TO	ST	EX	
1	HUCKS George	4:09	3.0	1				1			
* 2	ERDEM Nazim	15:21	0.5				1	1			
* 3	BATT Ryley	26:02	3.5	23		12	1	4	1	3	
4	CARR Cameron	10:47	2.0	5		1					
5	BRAND Shane		1.5								
6	VITALE Scott	18:09	2.0	4			2	1	1	2	
7	BOXALL Grant	0:39	2.5								
* 8	ALMAN Bryce	20:34	2.0	4		2		5	1		
11	SCOTT Ryan	8:39	0.5				1			1	
12	PORTER Steve (C)	3:30	2.5	3			1	2			
* 13	SMITH Greg	10:21	2.0	4			3	1			
<b>TEAM TOTALS</b>					44	1	15	9	15	3	6

**Coach** DUBBERLEY Brad  
**Assistant Coach** DOIDGE Robert

Legend:	AB	AS	Class. Pts
* = starting line up	Assist Block	Assist Pass	Classification Points
EX Exclusions	Min Minutes	No. Bib Number	PT Penalties
ST Steals	TO Turnovers		



## START LIST

首发名单

Match No: 19

GBR - CAN

Start Time: 18:00

Referees: ROBERTS Darren (USA)  
ULFSON Ulrica (SWE)

Commissioner: CORSON Jonathan (NZL)

### GBR - Great Britain

No.	Name	Sport Class	Age	GPG	PPG	APPG	ABPG	TOPG	STPG	MPG	GBR Played	
1	SEHMI Mandip	2.5	27								Prelim. NZL	39 - 38
2	COGGAN Jonathan	0.5	25								Prelim. GER	39 - 35
3	PALMER Steven	1.5	35	2.0			1.5	0.3			Prelim. AUS	37 - 43
4	SHAW Paul	1.0	37								SF USA	32 - 35
5	HUSSAIN Bulbul	1.0	36	0.3		0.3	0.5	0.3				
6	MORRISON Ross	2.5	29	3.0		2.8	1.3	1.3	0.5			
7	ROBERTS Jason	1.5	35	1.5		1.0	3.3	0.5	0.3			
8	COLLINS Troye	2.5	36	16.5		6.0	1.5	2.8	0.3			
9	FRISHBERG Justin	2.0	36			0.3	0.3					
10	BARROW Andrew	2.0	29	2.8		1.0	3.0					
11	ASH Alan	2.0	35	10.8	0.3	4.5	1.0	2.3	0.3			
12	PEARSON Josie	1.5	22				0.3					
<b>TEAM AVERAGE</b>				31.8								

Coach

O' CONNOR Mark Edward

### CAN - Canada

No.	Name	Sport Class	Age	GPG	PPG	APPG	ABPG	TOPG	STPG	MPG	CAN Played	
1	PARADIS Daniel	0.5	47				1.3	0.3			Prelim. JPN	48 - 40
2	CRONE Jason	1.5	21	1.0			0.3	0.3			Prelim. CHN	57 - 25
4	SCHMUTZ Erika	1.5	35	0.8		0.3	0.5		0.3		Prelim. USA	32 - 37
5	HICKLING Garrett	3.5	37	3.3		1.8	0.3	0.5	0.5		SF AUS	40 - 41
6	CHAN Ian	3.0	31	5.5	0.3	4.0	0.3	0.3	0.3			
8	WHITEHEAD Mike	3.0	32	9.0	0.3	3.3	0.8	1.3	0.8			
9	LUANGKHAMDENG Say	2.0	31	4.0		2.8	0.8	0.8	0.5			
10	HIRSCHFIELD Trevor	1.0	24	1.0			0.5					
11	LAVOIE Fabien	3.0	27	10.3		1.8	0.5	0.8	0.5			
13	FUNK Jared	0.5	34				0.3					
14	WILLSIE David (C)	2.0	40	5.0	0.3	0.5	0.5	0.8	0.5			
15	SIMARD Patrice	1.5	29	4.5		0.5	3.3	0.8	0.5			
<b>TEAM AVERAGE</b>				32.3								

Coach

LABRECQUE Benoit

Assistant Coach

DISPALTRO Marco

Assistant Coach

FROST Adam

<b>Legend:</b>							
<b>ABPG</b>	Assist by Block per game	<b>APPG</b>	Assist by Pass per game	<b>GPG</b>	Goals per game	<b>MPG</b>	Minutes per game
<b>No.</b>	Bib Number	<b>PPG</b>	Penalties per game	<b>STPG</b>	Steals per game	<b>TOPG</b>	Turnovers per game



## PLAY BY PLAY

比赛进程

Match No: 19

GBR 20 - 23 CAN

Start Time: 18:00

Referees: ROBERTS Darren (USA)  
ULFSON Ulrica (SWE)

Commissioner: CORSON Jonathan (NZL)

	P1	P2	P3	P4
GBR	10	10		
CAN	12	11		

Time	Score	GBR	Action	CAN	Time	Score	GBR	Action	CAN
<b>Period 1</b>									
7:53		5 - HUSSAIN B	In		4:52			In	11 - LAVOIE F
7:53		6 - MORRISON R	In		4:52			In	13 - FUNK J
7:53		8 - COLLINS T	In		4:52			In	15 - SIMARD P
7:53		11 - ASH A	In		4:52		5 - HUSSAIN B	Out	
7:53			In	8 - WHITEHEAD	4:52		6 - MORRISON R	Out	
7:53			In	9 - LUANGKHAM.	4:52		7 - ROBERTS J	In	
7:53			In	10 - HIRSCHFIE.	4:49		10 - BARROW A	In	
7:53			In	14 - WILLSIE D	4:42	6 - 7		Goal	6 - CHAN I
7:53			Assist Pass	9 - LUANGKHAM.	4:35		8 - COLLINS T	Assist Pass	
7:53	0 - 1		Goal	8 - WHITEHEAD	4:35	7 - 7	10 - BARROW A	Goal	
7:45		8 - COLLINS T	Turnover		3:38			Assist Block	6 - CHAN I
7:45			Steal	14 - WILLSIE D	3:38	7 - 8		Goal	11 - LAVOIE F
7:26	0 - 2		Goal	9 - LUANGKHAM.	3:23	8 - 8	11 - ASH A	Goal	
7:08		8 - COLLINS T	Assist Pass		3:14	8 - 9		Goal	6 - CHAN I
7:08	1 - 2	6 - MORRISON R	Goal		3:11		8 - COLLINS T	Turnover	
6:57			Assist Pass	9 - LUANGKHAM.	2:48	8 - 10		Goal	11 - LAVOIE F
6:57	1 - 3		Goal	14 - WILLSIE D	2:46		8 - COLLINS T	Turnover	
6:44	2 - 3	11 - ASH A	Goal		2:30	8 - 11		Goal	11 - LAVOIE F
6:33			Assist Block	14 - WILLSIE D	2:16		8 - COLLINS T	Assist Block	
6:33	2 - 4		Goal	8 - WHITEHEAD	2:16		7 - ROBERTS J	Assist Block	
6:29			Exclusion	8 - WHITEHEAD	2:16	9 - 11	11 - ASH A	Goal	
5:55		8 - COLLINS T	Assist Pass		2:13			Turnover	6 - CHAN I
5:55	3 - 4	6 - MORRISON R	Goal		2:04			Out	11 - LAVOIE F
5:53		6 - MORRISON R	Exclusion		2:04			In	8 - WHITEHEAD
5:35	3 - 5		Goal	8 - WHITEHEAD	1:53		8 - COLLINS T	Turnover	
5:25		11 - ASH A	Assist Block		1:48			Turnover	6 - CHAN I
5:25	4 - 5	6 - MORRISON R	Goal		1:35		8 - COLLINS T	Assist Pass	
5:18			Turnover	14 - WILLSIE D	1:35	10 - 11	11 - ASH A	Goal	
5:17	5 - 5	8 - COLLINS T	Goal		1:12			Timeout	6 - CHAN I
5:06			Assist Pass	14 - WILLSIE D	1:04		7 - ROBERTS J	Exclusion	
5:06	5 - 6		Goal	8 - WHITEHEAD	0:03	10 - 12		Goal	6 - CHAN I
4:52		11 - ASH A	Assist Pass		<b>Period 2</b>				
4:52	6 - 6	8 - COLLINS T	Goal		8:00		7 - ROBERTS J	In	
4:52			Timeout	14 - WILLSIE D	8:00		8 - COLLINS T	In	
4:52			Out	8 - WHITEHEAD	8:00		10 - BARROW A	In	
4:52			Out	9 - LUANGKHAM.	8:00		11 - ASH A	In	
4:52			Out	10 - HIRSCHFIE.	8:00			In	8 - WHITEHEAD
4:52			Out	14 - WILLSIE D	8:00			In	9 - LUANGKHAM.
4:52			In	6 - CHAN I	8:00			In	10 - HIRSCHFIE.



## PLAY BY PLAY

比赛进程

Time	Score	GBR	Action	CAN	Time	Score	GBR	Action	CAN
<b>Period 2</b>					<b>Period 2</b>				
8:00			In	14 - WILLSIE D	0:42			Out	2 - CRONE J
6:46	10 - 13		Goal	14 - WILLSIE D	0:42			Out	11 - LAVOIE F
6:37		11 - ASH A	Assist Pass		0:42			In	8 - WHITEHEAD
6:36	11 - 13	10 - BARROW A	Goal		0:42			In	15 - SIMARD P
6:30		7 - ROBERTS J	Exclusion		0:05	20 - 23		Goal	8 - WHITEHEAD
6:08	11 - 14		Goal	8 - WHITEHEAD	0:04			Exclusion	6 - CHAN I
6:05	12 - 14	7 - ROBERTS J	Goal		0:01		10 - BARROW A	Turnover	
5:50			Timeout	8 - WHITEHEAD					
5:32	12 - 15		Goal	8 - WHITEHEAD					
5:18			Exclusion	8 - WHITEHEAD					
5:07	13 - 15	11 - ASH A	Goal						
4:42			Assist Pass	14 - WILLSIE D					
4:42	13 - 16		Goal	9 - LUANGKHAM.					
4:29		10 - BARROW A	Assist Block						
4:29	14 - 16	8 - COLLINS T	Goal						
4:15			Assist Pass	9 - LUANGKHAM.					
4:15	14 - 17		Goal	14 - WILLSIE D					
3:59		11 - ASH A	Assist Block						
3:59	15 - 17	8 - COLLINS T	Goal						
3:39			Assist Pass	10 - HIRSCHFIE.					
3:39	15 - 18		Goal	8 - WHITEHEAD					
3:20		7 - ROBERTS J	Assist Block						
3:20	16 - 18	8 - COLLINS T	Goal						
3:08			Assist Block	14 - WILLSIE D					
3:08	16 - 19		Goal	8 - WHITEHEAD					
2:48	17 - 19	8 - COLLINS T	Goal						
2:48			Out	8 - WHITEHEAD					
2:48			Out	9 - LUANGKHAM.					
2:48			Out	10 - HIRSCHFIE.					
2:48			Out	14 - WILLSIE D					
2:48			In	2 - CRONE J					
2:48			In	6 - CHAN I					
2:48			In	1 - PARADIS D					
2:48			In	11 - LAVOIE F					
2:35		7 - ROBERTS J	Exclusion						
2:18			Assist Pass	6 - CHAN I					
2:18	17 - 20		Goal	11 - LAVOIE F					
2:02			Exclusion	6 - CHAN I					
1:43	18 - 20	8 - COLLINS T	Goal						
1:30			Assist Pass	6 - CHAN I					
1:30	18 - 21		Goal	2 - CRONE J					
1:23		11 - ASH A	Assist Pass						
1:22	19 - 21	8 - COLLINS T	Goal						
1:02			Assist Block	2 - CRONE J					
1:02	19 - 22		Goal	11 - LAVOIE F					
0:42		8 - COLLINS T	Assist Pass						
0:42	20 - 22	11 - ASH A	Goal						



## PLAY BY PLAY

比赛进程

Match No: 19

GBR 41 - 47 CAN

Start Time: 18:00

Referees: ROBERTS Darren (USA)  
ULFSON Ulrica (SWE)

Commissioner: CORSON Jonathan (NZL)

	P1	P2	P3	P4
GBR	10	10	9	12
CAN	12	11	11	13

Time	Score	GBR	Action	CAN	Time	Score	GBR	Action	CAN
<b>Period 1</b>									
7:53		5 - HUSSAIN B	In		4:52			In	11 - LAVOIE F
7:53		6 - MORRISON R	In		4:52			In	13 - FUNK J
7:53		8 - COLLINS T	In		4:52			In	15 - SIMARD P
7:53		11 - ASH A	In		4:52		5 - HUSSAIN B	Out	
7:53			In	8 - WHITEHEAD	4:52		6 - MORRISON R	Out	
7:53			In	9 - LUANGKHAM.	4:52		7 - ROBERTS J	In	
7:53			In	10 - HIRSCHFIE.	4:49		10 - BARROW A	In	
7:53			In	14 - WILLSIE D	4:42	6 - 7		Goal	6 - CHAN I
7:53			Assist Pass	9 - LUANGKHAM.	4:35		8 - COLLINS T	Assist Pass	
7:53	0 - 1		Goal	8 - WHITEHEAD	4:35	7 - 7	10 - BARROW A	Goal	
7:45		8 - COLLINS T	Turnover		3:38			Assist Block	6 - CHAN I
7:45			Steal	14 - WILLSIE D	3:38	7 - 8		Goal	11 - LAVOIE F
7:26	0 - 2		Goal	9 - LUANGKHAM.	3:23	8 - 8	11 - ASH A	Goal	
7:08		8 - COLLINS T	Assist Pass		3:14	8 - 9		Goal	6 - CHAN I
7:08	1 - 2	6 - MORRISON R	Goal		3:11		8 - COLLINS T	Turnover	
6:57			Assist Pass	9 - LUANGKHAM.	2:48	8 - 10		Goal	11 - LAVOIE F
6:57	1 - 3		Goal	14 - WILLSIE D	2:46		8 - COLLINS T	Turnover	
6:44	2 - 3	11 - ASH A	Goal		2:30	8 - 11		Goal	11 - LAVOIE F
6:33			Assist Block	14 - WILLSIE D	2:16		8 - COLLINS T	Assist Block	
6:33	2 - 4		Goal	8 - WHITEHEAD	2:16		7 - ROBERTS J	Assist Block	
6:29			Exclusion	8 - WHITEHEAD	2:16	9 - 11	11 - ASH A	Goal	
5:55		8 - COLLINS T	Assist Pass		2:13			Turnover	6 - CHAN I
5:55	3 - 4	6 - MORRISON R	Goal		2:04			Out	11 - LAVOIE F
5:53		6 - MORRISON R	Exclusion		2:04			In	8 - WHITEHEAD
5:35	3 - 5		Goal	8 - WHITEHEAD	1:53		8 - COLLINS T	Turnover	
5:25		11 - ASH A	Assist Block		1:48			Turnover	6 - CHAN I
5:25	4 - 5	6 - MORRISON R	Goal		1:35		8 - COLLINS T	Assist Pass	
5:18			Turnover	14 - WILLSIE D	1:35	10 - 11	11 - ASH A	Goal	
5:17	5 - 5	8 - COLLINS T	Goal		1:12			Timeout	6 - CHAN I
5:06			Assist Pass	14 - WILLSIE D	1:04		7 - ROBERTS J	Exclusion	
5:06	5 - 6		Goal	8 - WHITEHEAD	0:03	10 - 12		Goal	6 - CHAN I
4:52		11 - ASH A	Assist Pass		<b>Period 2</b>				
4:52	6 - 6	8 - COLLINS T	Goal		8:00		7 - ROBERTS J	In	
4:52			Timeout	14 - WILLSIE D	8:00		8 - COLLINS T	In	
4:52			Out	8 - WHITEHEAD	8:00		10 - BARROW A	In	
4:52			Out	9 - LUANGKHAM.	8:00		11 - ASH A	In	
4:52			Out	10 - HIRSCHFIE.	8:00			In	8 - WHITEHEAD
4:52			Out	14 - WILLSIE D	8:00			In	9 - LUANGKHAM.
4:52			In	6 - CHAN I	8:00			In	10 - HIRSCHFIE.



## PLAY BY PLAY

比赛进程

Time	Score	GBR	Action	CAN	Time	Score	GBR	Action	CAN
<b>Period 2</b>					<b>Period 2</b>				
8:00			In	14 - WILLSIE D	0:42			Out	2 - CRONE J
6:46	10 - 13		Goal	14 - WILLSIE D	0:42			Out	11 - LAVOIE F
6:37		11 - ASH A	Assist Pass		0:42			In	8 - WHITEHEAD
6:36	11 - 13	10 - BARROW A	Goal		0:42			In	15 - SIMARD P
6:30		7 - ROBERTS J	Exclusion		0:05	20 - 23		Goal	8 - WHITEHEAD
6:08	11 - 14		Goal	8 - WHITEHEAD	0:04			Exclusion	6 - CHAN I
6:05	12 - 14	7 - ROBERTS J	Goal		0:01		10 - BARROW A	Turnover	
5:50			Timeout	8 - WHITEHEAD	<b>Period 3</b>				
5:32	12 - 15		Goal	8 - WHITEHEAD	8:00		7 - ROBERTS J	In	
5:18			Exclusion	8 - WHITEHEAD	8:00		8 - COLLINS T	In	
5:07	13 - 15	11 - ASH A	Goal		8:00		10 - BARROW A	In	
4:42			Assist Pass	14 - WILLSIE D	8:00		11 - ASH A	In	
4:42	13 - 16		Goal	9 - LUANGKHAM.	8:00			In	2 - CRONE J
4:29		10 - BARROW A	Assist Block		8:00			In	6 - CHAN I
4:29	14 - 16	8 - COLLINS T	Goal		8:00			In	9 - LUANGKHAM.
4:15			Assist Pass	9 - LUANGKHAM.	8:00			In	15 - SIMARD P
4:15	14 - 17		Goal	14 - WILLSIE D	8:00		8 - COLLINS T	Assist Block	
3:59		11 - ASH A	Assist Block		8:00	21 - 23	11 - ASH A	Goal	
3:59	15 - 17	8 - COLLINS T	Goal		6:57	21 - 24		Goal	9 - LUANGKHAM.
3:39			Assist Pass	10 - HIRSCHFIE.	6:43	22 - 24	11 - ASH A	Goal	
3:39	15 - 18		Goal	8 - WHITEHEAD	6:29			Timeout	9 - LUANGKHAM.
3:20		7 - ROBERTS J	Assist Block		6:29			Out	2 - CRONE J
3:20	16 - 18	8 - COLLINS T	Goal		6:29			Out	9 - LUANGKHAM.
3:08			Assist Block	14 - WILLSIE D	6:29			In	1 - PARADIS D
3:08	16 - 19		Goal	8 - WHITEHEAD	6:29			In	11 - LAVOIE F
2:48	17 - 19	8 - COLLINS T	Goal		6:21	22 - 25		Goal	11 - LAVOIE F
2:48			Out	8 - WHITEHEAD	6:07		8 - COLLINS T	Assist Pass	
2:48			Out	9 - LUANGKHAM.	6:07	23 - 25	11 - ASH A	Goal	
2:48			Out	10 - HIRSCHFIE.	5:56			Assist Pass	11 - LAVOIE F
2:48			Out	14 - WILLSIE D	5:54	23 - 26		Goal	6 - CHAN I
2:48			In	2 - CRONE J	5:41		7 - ROBERTS J	Assist Block	
2:48			In	6 - CHAN I	5:41		11 - ASH A	Assist Block	
2:48			In	1 - PARADIS D	5:41	24 - 26	8 - COLLINS T	Goal	
2:48			In	11 - LAVOIE F	5:20	24 - 27		Goal	11 - LAVOIE F
2:35		7 - ROBERTS J	Exclusion		4:57		11 - ASH A	Assist Pass	
2:18			Assist Pass	6 - CHAN I	4:57		8 - COLLINS T	Assist Block	
2:18	17 - 20		Goal	11 - LAVOIE F	4:57		10 - BARROW A	Turnover	
2:02			Exclusion	6 - CHAN I	4:47	24 - 28		Goal	15 - SIMARD P
1:43	18 - 20	8 - COLLINS T	Goal		4:45			Exclusion	11 - LAVOIE F
1:30			Assist Pass	6 - CHAN I	4:36	25 - 28	11 - ASH A	Goal	
1:30	18 - 21		Goal	2 - CRONE J	4:22	25 - 29		Goal	11 - LAVOIE F
1:23		11 - ASH A	Assist Pass		4:22		GREAT BRI.	Timeout	
1:22	19 - 21	8 - COLLINS T	Goal		4:12	26 - 29	8 - COLLINS T	Goal	
1:02			Assist Block	2 - CRONE J	3:50	26 - 30		Goal	15 - SIMARD P
1:02	19 - 22		Goal	11 - LAVOIE F	3:37		10 - BARROW A	Turnover	
0:42		8 - COLLINS T	Assist Pass		3:35			Turnover	11 - LAVOIE F
0:42	20 - 22	11 - ASH A	Goal		3:27		8 - COLLINS T	Assist Pass	



## PLAY BY PLAY

比赛进程

Time	Score	GBR	Action	CAN	Time	Score	GBR	Action	CAN
<b>Period 3</b>					<b>Period 4</b>				
3:27	27 - 30	11 - ASH A	Goal		6:06		3 - PALMER S	Out	
3:15			Assist Block	15 - SIMARD P	6:06		2 - COGGAN J	In	
3:15	27 - 31		Goal	11 - LAVOIE F	5:58	33 - 38	8 - COLLINS T	Goal	
3:01		11 - ASH A	Assist Pass		5:30			Assist Pass	6 - CHAN I
3:01		7 - ROBERTS J	Turnover		5:26	33 - 39		Goal	8 - WHITEHEAD
2:58			Turnover	1 - PARADIS D	5:08			Exclusion	8 - WHITEHEAD
2:57		10 - BARROW A	Turnover		5:05	34 - 39	1 - SEHMI M	Goal	
2:45			Assist Pass	6 - CHAN I	4:51			Turnover	15 - SIMARD P
2:45	27 - 32		Goal	11 - LAVOIE F	4:36		6 - MORRISON R	Assist Pass	
2:21	28 - 32	8 - COLLINS T	Goal		4:35	35 - 39	8 - COLLINS T	Goal	
1:20			Assist Block	1 - PARADIS D	4:14	35 - 40		Goal	6 - CHAN I
1:20			Assist Block	15 - SIMARD P	4:12		1 - SEHMI M	Turnover	
1:19	28 - 33		Goal	11 - LAVOIE F	4:03			Assist Pass	6 - CHAN I
1:06		8 - COLLINS T	Assist Pass		4:03	35 - 41		Goal	8 - WHITEHEAD
1:06	29 - 33	11 - ASH A	Goal		3:52		6 - MORRISON R	Timeout	
1:06		11 - ASH A	Out		3:40		6 - MORRISON R	Timeout	
1:06		10 - BARROW A	Out		3:26		8 - COLLINS T	Assist Pass	
1:06		3 - PALMER S	In		3:26	36 - 41	1 - SEHMI M	Goal	
1:06		6 - MORRISON R	In		3:00	36 - 42		Goal	6 - CHAN I
1:06			Out	11 - LAVOIE F	2:48		6 - MORRISON R	Assist Block	
1:06			In	8 - WHITEHEAD	2:48	37 - 42	1 - SEHMI M	Goal	
0:00			Assist Pass	8 - WHITEHEAD	2:33	37 - 43		Goal	8 - WHITEHEAD
0:00	29 - 34		Goal	15 - SIMARD P	2:07		8 - COLLINS T	Assist Pass	
<b>Period 4</b>					2:07	38 - 43	6 - MORRISON R	Goal	
8:00		3 - PALMER S	In		1:58			Assist Pass	6 - CHAN I
8:00		6 - MORRISON R	In		1:54	38 - 44		Goal	8 - WHITEHEAD
8:00		7 - ROBERTS J	In		1:54		6 - MORRISON R	Out	
8:00		8 - COLLINS T	In		1:54		4 - SHAW P	In	
8:00			In	1 - PARADIS D	1:54		2 - COGGAN J	Out	
8:00			In	6 - CHAN I	1:54		12 - PEARSON J	In	
8:00			In	8 - WHITEHEAD	1:49			Out	1 - PARADIS D
8:00			In	15 - SIMARD P	1:47			Out	6 - CHAN I
7:55	29 - 35		Goal	6 - CHAN I	1:46			Out	8 - WHITEHEAD
7:38		3 - PALMER S	Assist Block		1:45			Out	15 - SIMARD P
7:37	30 - 35	8 - COLLINS T	Goal		1:45			In	9 - LUANGKHAM.
7:11			Assist Pass	8 - WHITEHEAD	1:45			In	14 - WILLSIE D
7:09	30 - 36		Goal	15 - SIMARD P	1:45			In	5 - HICKLING G
6:56		8 - COLLINS T	Assist Pass		1:45			In	13 - FUNK J
6:56	31 - 36	7 - ROBERTS J	Goal		1:41	39 - 44	1 - SEHMI M	Goal	
6:31	31 - 37		Goal	8 - WHITEHEAD	1:18			Assist Block	14 - WILLSIE D
6:18		6 - MORRISON R	Assist Pass		1:18	39 - 45		Goal	5 - HICKLING G
6:18	32 - 37	7 - ROBERTS J	Goal		1:06		1 - SEHMI M	Turnover	
6:15	32 - 38		Goal	6 - CHAN I	0:52			Assist Pass	9 - LUANGKHAM.
6:06		3 - PALMER S	Assist Block		0:52	39 - 46		Goal	14 - WILLSIE D
6:06			Exclusion	1 - PARADIS D	0:41	40 - 46	8 - COLLINS T	Goal	
6:06		7 - ROBERTS J	Out		0:26	40 - 47		Goal	5 - HICKLING G
6:06		1 - SEHMI M	In		0:16	41 - 47	8 - COLLINS T	Goal	





## PLAY BY PLAY

比赛进程

Time	Score	GBR	Action	CAN
<b>Period 4</b>				
0:00			Turnover	14 - WILLSIE D
0:00		8 - COLLINS T	Turnover	



## RESULTS

比赛成绩

Match No: 19

GBR 20 - 23 CAN

Start Time: 18:00

Referees: ROBERTS Darren (USA)  
ULFSON Ulrica (SWE)

Commissioner: CORSON Jonathan (NZL)

	P1	P2	P3	P4
GBR	10	10		
CAN	12	11		

### GBR - Great Britain

No.	Name	Min	Class. Pts	Goals	PT	AS	AB	TO	ST	EX
1	SEHMI Mandip		2.5							
2	COGGAN Jonathan		0.5							
3	PALMER Steven		1.5							
4	SHAW Paul		1.0							
* 5	HUSSAIN Bulbul	3:01	1.0							
* 6	MORRISON Ross	3:01	2.5	3						1
7	ROBERTS Jason	12:52	1.5	1			2			3
* 8	COLLINS Troye	15:53	2.5	8		5	1	4		
9	FRISHBERG Justin		2.0							
10	BARROW Andrew	12:49	2.0	2			1	1		
* 11	ASH Alan	15:53	2.0	6		3	2			
12	PEARSON Josie		1.5							
<b>TEAM TOTALS</b>					20	8	6	5		4

Coach O' CONNOR Mark Edward

### CAN - Canada

No.	Name	Min	Class. Pts	Goals	PT	AS	AB	TO	ST	EX
1	PARADIS Daniel	2:48	0.5							
2	CRONE Jason	2:06	1.5	1			1			
4	SCHMUTZ Erika		1.5							
5	HICKLING Garrett		3.5							
6	CHAN Ian	7:40	3.0	3		2	1	2		2
* 8	WHITEHEAD Mike	10:59	3.0	9						2
* 9	LUANGKAMDENG Say	8:13	2.0	2		3				
* 10	HIRSCHFIELD Trevor	8:13	1.0			1				
11	LAVOIE Fabien	4:54	3.0	5						
13	FUNK Jared	4:52	0.5							
* 14	WILLSIE David (C)	8:13	2.0	3		2	2	1	1	
15	SIMARD Patrice	5:34	1.5							
<b>TEAM TOTALS</b>					23	8	4	3	1	4

Coach LABRECQUE Benoit

Assistant Coach DISPALTRO Marco

Assistant Coach FROST Adam

Legend:		AB	AS	Class. Pts	
*	= starting line up	Assist Block	Assist Pass	Classification Points	
EX	Exclusions	Min	No.	PT	Penalties
ST	Steals	TO	Minutes	Bib Number	
			Turnovers		



## RESULTS

比赛成绩

Match No: 19

GBR 41 - 47 CAN

Start Time: 18:00

Referees: ROBERTS Darren (USA)  
ULFSON Ulrica (SWE)

Commissioner: CORSON Jonathan (NZL)

	P1	P2	P3	P4
GBR	10	10	9	12
CAN	12	11	11	13

### GBR - Great Britain

No.	Name	Min	Class. Pts	Goals	PT	AS	AB	TO	ST	EX
1	SEHMI Mandip	6:06	2.5	4				2		
2	COGGAN Jonathan	4:12	0.5							
3	PALMER Steven	3:00	1.5				2			
4	SHAW Paul	1:54	1.0							
* 5	HUSSAIN Bulbul	3:01	1.0							
* 6	MORRISON Ross	10:13	2.5	4		2	1			1
7	ROBERTS Jason	22:46	1.5	3			3	1		3
* 8	COLLINS Troye	31:53	2.5	16		11	3	5		
9	FRISHBERG Justin		2.0							
10	BARROW Andrew	19:43	2.0	2			1	4		
* 11	ASH Alan	22:47	2.0	12		5	3			
12	PEARSON Josie	1:54	1.5							
<b>TEAM TOTALS</b>				41		18	13	12		4

Coach O' CONNOR Mark Edward

### CAN - Canada

No.	Name	Min	Class. Pts	Goals	PT	AS	AB	TO	ST	EX
1	PARADIS Daniel	15:28	0.5				1	1		1
2	CRONE Jason	3:37	1.5	1			1			
4	SCHMUTZ Erika		1.5							
5	HICKLING Garrett	1:45	3.5	2						
6	CHAN Ian	21:53	3.0	8		6	1	2		2
* 8	WHITEHEAD Mike	18:19	3.0	14		2				3
* 9	LUANGKAMDENG Say	11:29	2.0	3		4				
* 10	HIRSCHFIELD Trevor	8:13	1.0			1				
11	LAVOIE Fabien	10:17	3.0	11		1		1		1
13	FUNK Jared	6:37	0.5							
* 14	WILLSIE David (C)	9:58	2.0	4		2	3	2	1	
15	SIMARD Patrice	19:49	1.5	4			2	1		
<b>TEAM TOTALS</b>				47		16	8	7	1	7

Coach LABRECQUE Benoit

Assistant Coach DISPALTRO Marco

Assistant Coach FROST Adam

Legend:		AB	Assist Block	AS	Assist Pass	Class. Pts	Classification Points
*	= starting line up	Min	Minutes	No.	Bib Number	PT	Penalties
EX	Exclusions	TO	Turnovers				
ST	Steals						



## START LIST

首发名单

Match No: 18

GER - NZL

Start Time: 15:00

Referees: BRIERE Gilles (CAN)  
IZUMIYA Yoshiaki (JPN)

Commissioner: ALTMANN Hendrik (NED)

### GER - Germany

No.	Name	Sport Class	Age	GPG	PPG	APPG	ABPG	TOPG	STPG	MPG	GER Played	
1	WERNER Christoph	2.0	39	0.3							Prelim. AUS 36 - 47	
3	GOETZE Christian	1.0	34	0.3		0.5	0.8	0.3	0.3		Prelim. GBR 35 - 39	
4	MAYER Wolfgang	2.0	43	8.8	0.5	2.5	0.5	2.0	0.3		Prelim. NZL 31 - 40	
7	WIESCHENDORF Dirk	1.0	33			0.3	0.3				5 - 8 JPN 39 - 38	
8	PICHT Oliver Johannes	3.0	36	6.0		4.0		2.0	0.3			
10	KOESOGLU Salih	2.5	28	5.0		4.3	0.3	1.5	0.8			
11	REIS Micael	2.5	30	0.5		0.3						
12	SCHMITT Wolfgang	0.5	25				2.5					
13	MENEZLA Nacer	2.0	33	5.5		0.5	0.8	0.5				
14	HOLZEM Joerg (C)	2.5	35	3.0		2.5	1.3	2.0	0.3			
15	BAUMANN Maik	3.0	28	6.0		5.0	0.5	2.0	0.3			
<b>TEAM AVERAGE</b>			33.1									

Coach SAHM Pierre  
Assistant Coach METZGER Bert

### NZL - New Zealand

No.	Name	Sport Class	Age	GPG	PPG	APPG	ABPG	TOPG	STPG	MPG	NZL Played	
2	PALMER Curtis	2.5	31	8.0		6.8	0.3	1.5	1.5		Prelim. GBR 38 - 39	
4	TAYLOR Sholto	2.0	36	3.0		0.8	0.8	0.3			Prelim. AUS 38 - 39	
5	WAITE Jai	1.0	32			0.3	0.8				Prelim. GER 40 - 31	
6	TINKER Jeremy	2.0	35	5.8		1.3	4.0	0.5	0.5		5 - 8 CHN 47 - 34	
7	JOHNSON Tim	2.0	32	6.0		3.3	0.3	0.8	0.3			
11	KLINKHAMER David	1.5	26	4.3			1.5	0.8	1.0			
13	BUCKINGHAM Daniel (C)	3.0	27	13.8		6.5		1.5	2.0			
14	WAKEFORD Adam	1.0	30				0.8	0.3				
<b>TEAM AVERAGE</b>			31.1									

Coach SHARMAN Grant  
Assistant Coach JOHNSON Tim

Legend:	ABPG	Assist by Block per game	APPG	Assist by Pass per game	GPG	Goals per game	MPG	Minutes per game
No.	Bib Number	PPG	PPG	Penalties per game	STPG	Steals per game	TOPG	Turnovers per game



## PLAY BY PLAY

比赛进程

Match No: 18

GER 11 - 14 NZL

Start Time: 15:00

Referees: BRIERE Gilles (CAN)  
IZUMIYA Yoshiaki (JPN)

Commissioner: ALTMANN Hendrik (NED)

	P1	P2	P3	P4
GER	6	5		
NZL	6	8		

Time	Score	GER	Action	NZL	Time	Score	GER	Action	NZL
<b>Period 1</b>					<b>Period 2</b>				
8:00		4 - MAYER W	In		8:00		4 - MAYER W	In	
8:00		8 - PICTH OJ	In		8:00		12 - SCHMITT W	In	
8:00		10 - KOESEOGLU	In		8:00		14 - HOLZEM J	In	
8:00		12 - SCHMITT W	In		8:00		15 - BAUMANN M	In	
8:00			In	2 - PALMER C	8:00			In	2 - PALMER C
8:00			In	6 - TINKER G	8:00			In	5 - WAITE J
8:00			In	7 - JOHNSON T	8:00			In	11 - KLINKHAMER
8:00			In	11 - KLINKHAMER	8:00			In	13 - BUCKINGHAM
7:11	1 - 0	4 - MAYER W	Goal		7:41			Assist Block	5 - WAITE J
7:10		10 - KOESEOGLU	Assist Pass		7:41	6 - 7		Goal	13 - BUCKINGHAM
6:47			Assist Block	6 - TINKER G	7:22		14 - HOLZEM J	Assist Pass	
6:47	1 - 1		Goal	7 - JOHNSON T	7:22	7 - 7	4 - MAYER W	Goal	
6:32		8 - PICTH OJ	Assist Pass		7:22			Timeout	2 - PALMER C
6:32	2 - 1	4 - MAYER W	Goal		7:13	7 - 8		Goal	2 - PALMER C
5:28			Assist Pass	7 - JOHNSON T	7:00	8 - 8	4 - MAYER W	Goal	
5:27	2 - 2		Goal	6 - TINKER G	6:45			Assist Pass	11 - KLINKHAMER
5:17	3 - 2	4 - MAYER W	Goal		6:45	8 - 9		Goal	2 - PALMER C
5:09			Assist Pass	2 - PALMER C	6:42			Exclusion	13 - BUCKINGHAM
5:09	3 - 3		Goal	11 - KLINKHAMER	6:12	9 - 9	15 - BAUMANN M	Goal	
3:51			Exclusion	2 - PALMER C	5:40	9 - 10		Goal	13 - BUCKINGHAM
3:38	4 - 3	8 - PICTH OJ	Goal		5:09			Out	2 - PALMER C
3:30			Assist Pass	2 - PALMER C	5:09			Out	11 - KLINKHAMER
3:30	4 - 4		Goal	6 - TINKER G	5:09			In	7 - JOHNSON T
2:52			Timeout	7 - JOHNSON T	5:04			In	4 - TAYLOR S
2:52		8 - PICTH OJ	Out		4:35		14 - HOLZEM J	Out	
2:52		14 - HOLZEM J	In		4:35		4 - MAYER W	Out	
2:52		10 - KOESEOGLU	Out		4:35		15 - BAUMANN M	Out	
2:52		15 - BAUMANN M	In		4:35		8 - PICTH OJ	In	
2:47			Assist Pass	6 - TINKER G	4:29		10 - KOESEOGLU	In	
2:47	4 - 5		Goal	7 - JOHNSON T	4:26		13 - MENEZLA N	In	
1:52		4 - MAYER W	Assist Pass		4:17		10 - KOESEOGLU	Assist Pass	
1:52	5 - 5	15 - BAUMANN M	Goal		4:17	10 - 10	8 - PICTH OJ	Goal	
1:44			Turnover	2 - PALMER C	4:03		10 - KOESEOGLU	Assist Pass	
1:27		12 - SCHMITT W	Assist Block		4:03	10 - 11		Goal	7 - JOHNSON T
0:13		15 - BAUMANN M	Assist Pass		3:48			Timeout	5 - WAITE J
0:13	6 - 5	14 - HOLZEM J	Goal		3:47			Out	7 - JOHNSON T
0:13		12 - SCHMITT W	Assist Block		3:47			In	6 - TINKER G
0:03			Assist Pass	2 - PALMER C	3:29	10 - 12		Goal	6 - TINKER G
0:03	6 - 6		Goal	6 - TINKER G	3:17		10 - KOESEOGLU	Assist Pass	



## PLAY BY PLAY

比赛进程

Time	Score	GER	Action	NZL
<b>Period 2</b>				
3:17	11 - 12	13 - MENEZLA N	Goal	
2:25			Assist Pass	13 - BUCKINGHAM
2:24	11 - 13		Goal	4 - TAYLOR S
0:48		8 - PICTH OJ	Exclusion	
0:01	11 - 14		Goal	13 - BUCKINGHAM
0:01		8 - PICTH OJ	Penalty	



## PLAY BY PLAY

比赛进程

Match No: 18

GER 25 - 28 NZL

Start Time: 15:00

Referees: BRIERE Gilles (CAN)  
IZUMIYA Yoshiaki (JPN)

Commissioner: ALTMANN Hendrik (NED)

	P1	P2	P3	P4
GER	6	5	5	9
NZL	6	8	6	8

Time	Score	GER	Action	NZL	Time	Score	GER	Action	NZL
<b>Period 1</b>					<b>Period 2</b>				
8:00		4 - MAYER W	In		8:00		4 - MAYER W	In	
8:00		8 - PICTH OJ	In		8:00		12 - SCHMITT W	In	
8:00		10 - KOESEOGLU	In		8:00		14 - HOLZEM J	In	
8:00		12 - SCHMITT W	In		8:00		15 - BAUMANN M	In	
8:00			In	2 - PALMER C	8:00			In	2 - PALMER C
8:00			In	6 - TINKER G	8:00			In	5 - WAITE J
8:00			In	7 - JOHNSON T	8:00			In	11 - KLINKHAMER
8:00			In	11 - KLINKHAMER	8:00			In	13 - BUCKINGHAM
7:11	1 - 0	4 - MAYER W	Goal		7:41			Assist Block	5 - WAITE J
7:10		10 - KOESEOGLU	Assist Pass		7:41	6 - 7		Goal	13 - BUCKINGHAM
6:47			Assist Block	6 - TINKER G	7:22		14 - HOLZEM J	Assist Pass	
6:47	1 - 1		Goal	7 - JOHNSON T	7:22	7 - 7	4 - MAYER W	Goal	
6:32		8 - PICTH OJ	Assist Pass		7:22			Timeout	2 - PALMER C
6:32	2 - 1	4 - MAYER W	Goal		7:13	7 - 8		Goal	2 - PALMER C
5:28			Assist Pass	7 - JOHNSON T	7:00	8 - 8	4 - MAYER W	Goal	
5:27	2 - 2		Goal	6 - TINKER G	6:45			Assist Pass	11 - KLINKHAMER
5:17	3 - 2	4 - MAYER W	Goal		6:45	8 - 9		Goal	2 - PALMER C
5:09			Assist Pass	2 - PALMER C	6:42			Exclusion	13 - BUCKINGHAM
5:09	3 - 3		Goal	11 - KLINKHAMER	6:12	9 - 9	15 - BAUMANN M	Goal	
3:51			Exclusion	2 - PALMER C	5:40	9 - 10		Goal	13 - BUCKINGHAM
3:38	4 - 3	8 - PICTH OJ	Goal		5:09			Out	2 - PALMER C
3:30			Assist Pass	2 - PALMER C	5:09			Out	11 - KLINKHAMER
3:30	4 - 4		Goal	6 - TINKER G	5:09			In	7 - JOHNSON T
2:52			Timeout	7 - JOHNSON T	5:04			In	4 - TAYLOR S
2:52		8 - PICTH OJ	Out		4:35		14 - HOLZEM J	Out	
2:52		14 - HOLZEM J	In		4:35		4 - MAYER W	Out	
2:52		10 - KOESEOGLU	Out		4:35		15 - BAUMANN M	Out	
2:52		15 - BAUMANN M	In		4:35		8 - PICTH OJ	In	
2:47			Assist Pass	6 - TINKER G	4:29		10 - KOESEOGLU	In	
2:47	4 - 5		Goal	7 - JOHNSON T	4:26		13 - MENEZLA N	In	
1:52		4 - MAYER W	Assist Pass		4:17		10 - KOESEOGLU	Assist Pass	
1:52	5 - 5	15 - BAUMANN M	Goal		4:17	10 - 10	8 - PICTH OJ	Goal	
1:44			Turnover	2 - PALMER C	4:03		10 - KOESEOGLU	Assist Pass	
1:27		12 - SCHMITT W	Assist Block		4:03	10 - 11		Goal	7 - JOHNSON T
0:13		15 - BAUMANN M	Assist Pass		3:48			Timeout	5 - WAITE J
0:13	6 - 5	14 - HOLZEM J	Goal		3:47			Out	7 - JOHNSON T
0:13		12 - SCHMITT W	Assist Block		3:47			In	6 - TINKER G
0:03			Assist Pass	2 - PALMER C	3:29	10 - 12		Goal	6 - TINKER G
0:03	6 - 6		Goal	6 - TINKER G	3:17		10 - KOESEOGLU	Assist Pass	



## PLAY BY PLAY

比赛进程

Time	Score	GER	Action	NZL	Time	Score	GER	Action	NZL
<b>Period 2</b>					<b>Period 3</b>				
3:17	11 - 12	13 - MENEZLA N	Goal		1:53		10 - KOESEOGLU	Assist Pass	
2:25			Assist Pass	13 - BUCKINGHAM	1:40	16 - 20		Goal	11 - KLINKHAMER
2:24	11 - 13		Goal	4 - TAYLOR S	1:40			Assist Pass	2 - PALMER C
0:48		8 - PICTH OJ	Exclusion		1:26			Exclusion	13 - BUCKINGHAM
0:01	11 - 14		Goal	13 - BUCKINGHAM	1:26		10 - KOESEOGLU	Out	
0:01		8 - PICTH OJ	Penalty		1:26		14 - HOLZEM J	In	
<b>Period 3</b>					<b>Period 4</b>				
8:00		3 - GOETZE C	In		8:00		8 - PICTH OJ	In	
8:00		4 - MAYER W	In		8:00		12 - SCHMITT W	In	
8:00		13 - MENEZLA N	In		8:00		13 - MENEZLA N	In	
8:00		15 - BAUMANN M	In	2 - PALMER C	8:00		14 - HOLZEM J	In	
8:00			In	4 - TAYLOR S	8:00			In	2 - PALMER C
8:00			In	6 - TINKER G	8:00			In	5 - WAITE J
8:00			In	11 - KLINKHAMER	8:00			In	11 - KLINKHAMER
7:07		13 - MENEZLA N	Exclusion		8:00			In	13 - BUCKINGHAM
6:55			Turnover	11 - KLINKHAMER	7:06	17 - 20	8 - PICTH OJ	Goal	
6:27		15 - BAUMANN M	Timeout		7:06		14 - HOLZEM J	Assist Pass	
5:58		13 - MENEZLA N	Assist Block		6:55			Assist Pass	2 - PALMER C
5:58	12 - 14	15 - BAUMANN M	Goal		6:55	17 - 21		Goal	11 - KLINKHAMER
5:58		4 - MAYER W	Assist Pass		6:20		14 - HOLZEM J	Assist Pass	
5:45	12 - 15		Goal	4 - TAYLOR S	6:20	18 - 21	8 - PICTH OJ	Goal	
5:26	13 - 15	4 - MAYER W	Goal		6:04			Assist Pass	13 - BUCKINGHAM
5:14	13 - 16		Goal	4 - TAYLOR S	6:04	18 - 22		Goal	11 - KLINKHAMER
5:10			Exclusion	6 - TINKER G	5:32	19 - 22	13 - MENEZLA N	Goal	
4:50	14 - 16	13 - MENEZLA N	Goal		5:32		8 - PICTH OJ	Assist Pass	
4:50		3 - GOETZE C	Assist Block		5:21			Assist Pass	13 - BUCKINGHAM
4:36	14 - 17		Goal	6 - TINKER G	5:21	19 - 23		Goal	11 - KLINKHAMER
4:21		4 - MAYER W	Turnover		4:49	20 - 23	14 - HOLZEM J	Goal	
4:21			Out	4 - TAYLOR S	4:14			Assist Pass	2 - PALMER C
4:21			Out	6 - TINKER G	4:14	20 - 24		Goal	11 - KLINKHAMER
4:21			In	5 - WAITE J	4:14			Out	11 - KLINKHAMER
4:21			In	13 - BUCKINGHAM	4:14			Out	2 - PALMER C
4:12	14 - 18		Goal	2 - PALMER C	4:14			In	6 - TINKER G
4:12			Assist Pass	13 - BUCKINGHAM	4:14			In	7 - JOHNSON T
3:21		15 - BAUMANN M	Assist Pass		4:14		13 - MENEZLA N	Out	
3:19	15 - 18	13 - MENEZLA N	Goal		4:14		4 - MAYER W	In	
2:49			Assist Block	2 - PALMER C	3:59		8 - PICTH OJ	Assist Pass	
2:48	15 - 19		Goal	13 - BUCKINGHAM	3:59	21 - 24	4 - MAYER W	Goal	
2:38		15 - BAUMANN M	Timeout		3:44			Assist Pass	7 - JOHNSON T
2:38		4 - MAYER W	Out		3:44	21 - 25		Goal	6 - TINKER G
2:38		10 - KOESEOGLU	In		3:07	22 - 25	14 - HOLZEM J	Goal	
2:32		3 - GOETZE C	Out		3:07		8 - PICTH OJ	Assist Block	
2:32		8 - PICTH OJ	In		2:49	22 - 26		Goal	13 - BUCKINGHAM
2:27		15 - BAUMANN M	Out		2:32	23 - 26	14 - HOLZEM J	Goal	
2:27		12 - SCHMITT W	In		2:32		8 - PICTH OJ	Assist Pass	
1:53	16 - 19	13 - MENEZLA N	Goal		2:32			Timeout	7 - JOHNSON T





## PLAY BY PLAY

比赛进程

Time	Score	GER	Action	NZL
<b>Period 4</b>				
2:32		8 - PICHT OJ	Out	
2:32		10 - KOESEOGLU	In	
2:32			Out	6 - TINKER G
2:32			In	2 - PALMER C
2:32			Out	5 - WAITE J
2:32			In	6 - TINKER G
2:32			Out	13 - BUCKINGHAM
2:32			In	11 - KLINKHAMER
2:31		14 - HOLZEM J	Out	
2:31		15 - BAUMANN M	In	
2:15	23 - 27		Goal	7 - JOHNSON T
2:15			Assist Pass	11 - KLINKHAMER
1:48	24 - 27	4 - MAYER W	Goal	
1:48		10 - KOESEOGLU	Assist Block	
1:35			Assist Pass	2 - PALMER C
1:35	24 - 28		Goal	11 - KLINKHAMER
1:21		15 - BAUMANN M	Assist Pass	
1:21	25 - 28	4 - MAYER W	Goal	
1:21		10 - KOESEOGLU	Assist Block	
1:14		15 - BAUMANN M	Exclusion	



## RESULTS

比赛成绩

Match No: 18

GER 11 - 14 NZL

Start Time: 15:00

Referees: BRIERE Gilles (CAN)  
IZUMIYA Yoshiaki (JPN)

Commissioner: ALTMANN Hendrik (NED)

	P1	P2	P3	P4
GER	6	5		
NZL	6	8		

### GER - Germany

No.	Name	Min	Class. Pts	Goals	PT	AS	AB	TO	ST	EX
1	WERNER Christoph		2.0							
3	GOETZE Christian		1.0							
* 4	MAYER Wolfgang	11:25	2.0	5		1				
7	WIESCHENDORF Dirk		1.0							
* 8	PICHT Oliver Johannes	9:43	3.0	2	1	1				1
* 10	KOESEOGLU Salih	9:37	2.5			4				
11	REIS Micael		2.5							
* 12	SCHMITT Wolfgang	16:00	0.5				2			
13	MENEZLA Nacer	4:26	2.0	1						
14	HOLZEM Joerg (C)	6:17	2.5	1		1				
15	BAUMANN Maik	6:17	3.0	2		1				
<b>TEAM TOTALS</b>				11	1	8	2			1

**Coach** SAHM Pierre  
**Assistant Coach** METZGER Bert

### NZL - New Zealand

No.	Name	Min	Class. Pts	Goals	PT	AS	AB	TO	ST	EX
* 2	PALMER Curtis	10:51	2.5	2		3		1		1
4	TAYLOR Sholto	5:04	2.0	1						
5	WAITE Jai	8:00	1.0				1			
* 6	TINKER Jeremy	11:47	2.0	4		1	1			
* 7	JOHNSON Tim	9:22	2.0	3		1				
* 11	KLINKHAMER David	10:51	1.5	1		1				
13	BUCKINGHAM Daniel (C)	8:00	3.0	3		1				1
14	WAKEFORD Adam		1.0							
<b>TEAM TOTALS</b>				14		7	2	1		2

**Coach** SHARMAN Grant  
**Assistant Coach** JOHNSON Tim

Legend:		AB	AS	Class. Pts	
*	= starting line up	Assist Block	Assist Pass	Classification Points	
EX	Exclusions	Min	No.	PT	Penalties
ST	Steals	TO	Turnovers		



## RESULTS

比赛成绩

Match No: 18

GER 25 - 28 NZL

Start Time: 15:00

Referees: BRIERE Gilles (CAN)  
IZUMIYA Yoshiaki (JPN)

Commissioner: ALTMANN Hendrik (NED)

	P1	P2	P3	P4
GER	6	5	5	9
NZL	6	8	6	8

### GER - Germany

No.	Name	Min	Class. Pts	Goals	PT	AS	AB	TO	ST	EX
1	WERNER Christoph		2.0							
3	GOETZE Christian	5:28	1.0				1			
* 4	MAYER Wolfgang	21:01	2.0	9		2		1		
7	WIESCHENDORF Dirk		1.0							
* 8	PICHT Oliver Johannes	17:43	3.0	4	1	4	1			1
* 10	KOESEOGLU Salih	13:21	2.5			5	2			
11	REIS Micael		2.5							
* 12	SCHMITT Wolfgang	26:27	0.5				2			
13	MENEZLA Nacer	16:12	2.0	5			1	1		1
14	HOLZEM Joerg (C)	13:12	2.5	4		3				
15	BAUMANN Maik	14:21	3.0	3		3				1
<b>TEAM TOTALS</b>				25	1	17	7	2		3

**Coach** SAHM Pierre  
**Assistant Coach** METZGER Bert

### NZL - New Zealand

No.	Name	Min	Class. Pts	Goals	PT	AS	AB	TO	ST	EX
* 2	PALMER Curtis	25:09	2.5	3		7	1	1		1
4	TAYLOR Sholto	8:43	2.0	3						
5	WAITE Jai	17:49	1.0				1			
* 6	TINKER Jeremy	19:40	2.0	6		1	1			1
* 7	JOHNSON Tim	13:36	2.0	4		2				
* 11	KLINKHAMER David	25:09	1.5	7		2		1		
13	BUCKINGHAM Daniel (C)	17:49	3.0	5		4				2
14	WAKEFORD Adam		1.0							
<b>TEAM TOTALS</b>				28		16	3	2		4

**Coach** SHARMAN Grant  
**Assistant Coach** JOHNSON Tim

Legend:	AB	AS	Class. Pts
* = starting line up	Assist Block	Assist Pass	Classification Points
EX Exclusions	Min Minutes	No. Bib Number	PT Penalties
ST Steals	TO Turnovers		



## START LIST

首发名单

Match No: 17

JPN - CHN

Start Time: 13:00

Referees: WASHBOURN Philip (NZL)  
SCHREINER Alexander (GER)

Commissioner: ALTMANN Hendrik (NED)

### JPN - Japan

No.	Name	Sport Class	Age	GPG	PPG	APPG	ABPG	TOPG	STPG	MPG	JPN Played	
1	TAKAHASHI Yoshinobu	0.5	33			0.5	1.3	0.3			Prelim. CAN 40 - 48	
3	NAGAYASU Yu	3.0	22	0.3							Prelim. USA 37 - 44	
4	SHIMAKAWA Shinichi	3.0	33	12.3		2.0	0.3	1.0	0.3		Prelim. CHN 55 - 38	
5	OGINO Koichi (C)	1.0	42						0.3		5 - 8 GER 38 - 39	
6	MUROHASHI Takuo	2.0	33	0.8		0.3						
7	FUJISHIMA Shingo	3.0	36	9.8		3.5		0.8	0.5			
8	MISAKA Hiroyuki	2.0	27	2.3		2.5	1.0	0.8	0.3			
9	TAMURA Manabu	2.5	33	7.8		5.5	1.3	1.3	0.3			
10	SATO Yoshito	2.0	28	3.8		2.3	0.8	1.3	0.3			
11	NAKAZATO Shin	2.5	31	5.5		3.0	0.8	1.0	0.8			
12	KAWANO Shunsuke	1.5	32	0.3			0.3		0.3			
<b>TEAM AVERAGE</b>			31.8									

Coach SHIOZAWA Yasuo  
Assistant Coach AOYAGI Daisuke

### CHN - China

No.	Name	Sport Class	Age	GPG	PPG	APPG	ABPG	TOPG	STPG	MPG	CHN Played	
1	PAN Zilin	3.5	35	2.5		0.8		1.0			Prelim. USA 30 - 65	
2	HAN Guifei	3.0	21	10.5	0.3	6.5	1.5	6.5			Prelim. CAN 25 - 57	
3	CHEN Jun	2.5	23	12.8	0.3	12.8		8.3	0.3		Prelim. JPN 38 - 55	
6	TIAN Shilin	2.0	24	1.0		0.5	0.5	1.3			5 - 8 NZL 34 - 47	
7	CUI Maosheng	2.0	32	0.3								
8	CHENG Shuangmiao (C)	2.0	28	4.3		1.8	1.8	4.0				
9	YU Zhongtao	1.0	25		0.3							
10	TAO Zhenfeng	0.5	32			0.3						
11	XIA Junfeng	0.5	36			0.3	1.3	0.5				
12	SHAO Dequan	1.0	20	0.5		0.3	0.3	1.8				
15	ZHANG Wenli	1.5	40					0.3				
<b>TEAM AVERAGE</b>			28.7									

Coach WEN Yan  
Assistant Coach WU Zhiming

Legend:	ABPG	Assist by Block per game	APPG	Assist by Pass per game	GPG	Goals per game	MPG	Minutes per game
No.	Bib Number	PPG	Penalties per game	STPG	Stolen per game	TOPG	Turnovers per game	



## PLAY BY PLAY

比赛进程

Match No: 17

JPN 26 - 18 CHN

Start Time: 13:00

Referees: WASHBOURN Philip (NZL)  
SCHREINER Alexander (GER)

Commissioner: ALTMANN Hendrik (NED)

	P1	P2	P3	P4
JPN	17	9		
CHN	11	7		

Time	Score	JPN	Action	CHN	Time	Score	JPN	Action	CHN
<b>Period 1</b>									
7:58		1 - TAKAHASHI	In		4:19	10 - 5	9 - TAMURA M	Goal	
7:58		3 - NAGAYASU Y	In		4:19		3 - NAGAYASU Y	Penalty	
7:58		8 - MISAKA H	In		4:18	10 - 6		Goal	8 - CHENG S
7:58		9 - TAMURA M	In		4:18			Assist Pass	3 - CHEN J
7:58			In	2 - HAN G	4:00			Exclusion	2 - HAN G
7:58			In	3 - CHEN J	3:24	11 - 6	8 - MISAKA H	Goal	
7:58			In	8 - CHENG S	3:24		9 - TAMURA M	Assist Pass	
7:58			In	11 - XIA J	3:21		3 - NAGAYASU Y	Out	
7:49	1 - 0	9 - TAMURA M	Goal		3:21		4 - SHIMAKAWA	In	
7:49		1 - TAKAHASHI	Assist Block		2:53	11 - 7		Goal	3 - CHEN J
7:40			Timeout	3 - CHEN J	2:42	12 - 7	4 - SHIMAKAWA	Goal	
7:24	1 - 1		Goal	3 - CHEN J	2:17	12 - 8		Goal	2 - HAN G
7:24			Assist Pass	2 - HAN G	2:17			Assist Pass	3 - CHEN J
7:11	2 - 1	3 - NAGAYASU Y	Goal		2:03	13 - 8	9 - TAMURA M	Goal	
7:02	2 - 2		Goal	2 - HAN G	2:03		4 - SHIMAKAWA	Assist Block	
7:02			Assist Pass	3 - CHEN J	1:44	13 - 9		Goal	8 - CHENG S
6:52	3 - 2	9 - TAMURA M	Goal		1:34	14 - 9	4 - SHIMAKAWA	Goal	
6:42			Turnover	2 - HAN G	1:19		4 - SHIMAKAWA	Steal	
6:42	4 - 2	9 - TAMURA M	Goal		1:19			Turnover	2 - HAN G
6:42		3 - NAGAYASU Y	Assist Pass		1:17	15 - 9	9 - TAMURA M	Goal	
6:21			Turnover	8 - CHENG S	1:17		4 - SHIMAKAWA	Assist Pass	
6:19		9 - TAMURA M	Steal		1:01			Timeout	2 - HAN G
6:08	5 - 2	3 - NAGAYASU Y	Goal		0:36	15 - 10		Goal	8 - CHENG S
6:08		8 - MISAKA H	Assist Block		0:36			Assist Block	11 - XIA J
5:51	5 - 3		Goal	8 - CHENG S	0:24	16 - 10	8 - MISAKA H	Goal	
5:51			Assist Pass	3 - CHEN J	0:24		4 - SHIMAKAWA	Assist Pass	
5:39	6 - 3	8 - MISAKA H	Goal		0:19	16 - 11		Goal	3 - CHEN J
5:39		9 - TAMURA M	Assist Block		0:19			Assist Pass	8 - CHENG S
5:26	6 - 4		Goal	3 - CHEN J	0:01	17 - 11	4 - SHIMAKAWA	Goal	
5:13	7 - 4	8 - MISAKA H	Goal		<b>Period 2</b>				
5:13		9 - TAMURA M	Assist Pass		8:00		5 - OGINO K	In	
4:59		9 - TAMURA M	Steal		8:00		7 - FUJISHIMA	In	
4:54	8 - 4	8 - MISAKA H	Goal		8:00		8 - MISAKA H	In	
4:54			Turnover	3 - CHEN J	8:00		10 - SATO Y	In	
4:51	8 - 5		Goal	8 - CHENG S	8:00			In	3 - CHEN J
4:51			Assist Pass	3 - CHEN J	8:00			In	6 - TIAN S
4:37	9 - 5	8 - MISAKA H	Goal		8:00			In	8 - CHENG S
4:37		9 - TAMURA M	Assist Block		8:00			In	11 - XIA J
4:26			Turnover	8 - CHENG S	7:53			Timeout	8 - CHENG S



## PLAY BY PLAY

比赛进程

Time	Score	JPN	Action	CHN
<b>Period 2</b>				
7:53			Out	11 - XIA J
7:53			In	12 - SHAO D
7:33			Turnover	8 - CHENG S
7:33	18 - 11	7 - FUJISHIMA	Goal	
7:04			Turnover	12 - SHAO D
6:55	19 - 11	7 - FUJISHIMA	Goal	
6:38	19 - 12		Goal	8 - CHENG S
6:38			Assist Pass	3 - CHEN J
6:21	20 - 12	10 - SATO Y	Goal	
6:21		7 - FUJISHIMA	Assist Pass	
6:08	20 - 13		Goal	3 - CHEN J
6:05			Assist Pass	8 - CHENG S
5:55	21 - 13	8 - MISAKA H	Goal	
5:41	21 - 14		Goal	8 - CHENG S
5:41			Assist Pass	6 - TIAN S
5:28	22 - 14	7 - FUJISHIMA	Goal	
5:28		8 - MISAKA H	Assist Block	
4:55	22 - 15		Goal	8 - CHENG S
4:55			Assist Pass	12 - SHAO D
4:36	23 - 15	7 - FUJISHIMA	Goal	
4:26			Timeout	3 - CHEN J
4:26			Out	12 - SHAO D
4:26			Out	6 - TIAN S
4:26			In	2 - HAN G
4:26			In	11 - XIA J
3:59			Turnover	2 - HAN G
3:59		10 - SATO Y	Steal	
3:59	24 - 15	10 - SATO Y	Goal	
3:22			Turnover	3 - CHEN J
3:16		8 - MISAKA H	Turnover	
3:09	24 - 16		Goal	8 - CHENG S
3:09			Assist Pass	2 - HAN G
2:58	25 - 16	7 - FUJISHIMA	Goal	
2:50		7 - FUJISHIMA	Exclusion	
2:06		5 - OGINO K	Exclusion	
1:49	25 - 17		Goal	3 - CHEN J
1:31	26 - 17	10 - SATO Y	Goal	
1:09		7 - FUJISHIMA	Out	
1:09		8 - MISAKA H	Out	
1:09		9 - TAMURA M	In	
1:09		11 - NAKAZATO S	In	
0:56	<b>26 - 18</b>		Goal	3 - CHEN J
0:07		9 - TAMURA M	Turnover	



## PLAY BY PLAY

比赛进程

Match No: 17

JPN 58 - 32 CHN

Start Time: 13:00

Referees: WASHBOURN Philip (NZL)  
SCHREINER Alexander (GER)

Commissioner: ALTMANN Hendrik (NED)

	P1	P2	P3	P4
JPN	17	9	15	17
CHN	11	7	7	7

Time	Score	JPN	Action	CHN	Time	Score	JPN	Action	CHN
<b>Period 1</b>					<b>Period 1</b>				
7:58		1 - TAKAHASHI	In		4:19	10 - 5	9 - TAMURA M	Goal	
7:58		3 - NAGAYASU Y	In		4:19		3 - NAGAYASU Y	Penalty	
7:58		8 - MISAKA H	In		4:18	10 - 6		Goal	8 - CHENG S
7:58		9 - TAMURA M	In		4:18			Assist Pass	3 - CHEN J
7:58			In	2 - HAN G	4:00			Exclusion	2 - HAN G
7:58			In	3 - CHEN J	3:24	11 - 6	8 - MISAKA H	Goal	
7:58			In	8 - CHENG S	3:24		9 - TAMURA M	Assist Pass	
7:58			In	11 - XIA J	3:21		3 - NAGAYASU Y	Out	
7:49	1 - 0	9 - TAMURA M	Goal		3:21		4 - SHIMAKAWA	In	
7:49		1 - TAKAHASHI	Assist Block		2:53	11 - 7		Goal	3 - CHEN J
7:40			Timeout	3 - CHEN J	2:42	12 - 7	4 - SHIMAKAWA	Goal	
7:24	1 - 1		Goal	3 - CHEN J	2:17	12 - 8		Goal	2 - HAN G
7:24			Assist Pass	2 - HAN G	2:17			Assist Pass	3 - CHEN J
7:11	2 - 1	3 - NAGAYASU Y	Goal		2:03	13 - 8	9 - TAMURA M	Goal	
7:02	2 - 2		Goal	2 - HAN G	2:03		4 - SHIMAKAWA	Assist Block	
7:02			Assist Pass	3 - CHEN J	1:44	13 - 9		Goal	8 - CHENG S
6:52	3 - 2	9 - TAMURA M	Goal		1:34	14 - 9	4 - SHIMAKAWA	Goal	
6:42			Turnover	2 - HAN G	1:19		4 - SHIMAKAWA	Steal	
6:42	4 - 2	9 - TAMURA M	Goal		1:19			Turnover	2 - HAN G
6:42		3 - NAGAYASU Y	Assist Pass		1:17	15 - 9	9 - TAMURA M	Goal	
6:21			Turnover	8 - CHENG S	1:17		4 - SHIMAKAWA	Assist Pass	
6:19		9 - TAMURA M	Steal		1:01			Timeout	2 - HAN G
6:08	5 - 2	3 - NAGAYASU Y	Goal		0:36	15 - 10		Goal	8 - CHENG S
6:08		8 - MISAKA H	Assist Block		0:36			Assist Block	11 - XIA J
5:51	5 - 3		Goal	8 - CHENG S	0:24	16 - 10	8 - MISAKA H	Goal	
5:51			Assist Pass	3 - CHEN J	0:24		4 - SHIMAKAWA	Assist Pass	
5:39	6 - 3	8 - MISAKA H	Goal		0:19	16 - 11		Goal	3 - CHEN J
5:39		9 - TAMURA M	Assist Block		0:19			Assist Pass	8 - CHENG S
5:26	6 - 4		Goal	3 - CHEN J	0:01	17 - 11	4 - SHIMAKAWA	Goal	
5:13	7 - 4	8 - MISAKA H	Goal		<b>Period 2</b>				
5:13		9 - TAMURA M	Assist Pass		8:00		5 - OGINO K	In	
4:59		9 - TAMURA M	Steal		8:00		7 - FUJISHIMA	In	
4:54	8 - 4	8 - MISAKA H	Goal		8:00		8 - MISAKA H	In	
4:54			Turnover	3 - CHEN J	8:00		10 - SATO Y	In	
4:51	8 - 5		Goal	8 - CHENG S	8:00			In	3 - CHEN J
4:51			Assist Pass	3 - CHEN J	8:00			In	6 - TIAN S
4:37	9 - 5	8 - MISAKA H	Goal		8:00			In	8 - CHENG S
4:37		9 - TAMURA M	Assist Block		8:00			In	11 - XIA J
4:26			Turnover	8 - CHENG S	7:53			Timeout	8 - CHENG S



## PLAY BY PLAY

比赛进程

Time	Score	JPN	Action	CHN	Time	Score	JPN	Action	CHN
<b>Period 2</b>					<b>Period 3</b>				
7:53			Out	11 - XIA J	8:00		9 - TAMURA M	In	
7:53			In	12 - SHAO D	8:00			In	2 - HAN G
7:33			Turnover	8 - CHENG S	8:00			In	3 - CHEN J
7:33	18 - 11	7 - FUJISHIMA	Goal		8:00			In	8 - CHENG S
7:04			Turnover	12 - SHAO D	8:00			In	10 - TAO Z
6:55	19 - 11	7 - FUJISHIMA	Goal		7:32		9 - TAMURA M	Turnover	
6:38	19 - 12		Goal	8 - CHENG S	7:20		4 - SHIMAKAWA	Steal	
6:38			Assist Pass	3 - CHEN J	7:20			Turnover	2 - HAN G
6:21	20 - 12	10 - SATO Y	Goal		7:20	27 - 18	4 - SHIMAKAWA	Goal	
6:21		7 - FUJISHIMA	Assist Pass		7:12			Turnover	2 - HAN G
6:08	20 - 13		Goal	3 - CHEN J	6:54	28 - 18	6 - MUROHASHI	Goal	
6:05			Assist Pass	8 - CHENG S	6:54		4 - SHIMAKAWA	Assist Pass	
5:55	21 - 13	8 - MISAKA H	Goal		6:49		4 - SHIMAKAWA	Steal	
5:41	21 - 14		Goal	8 - CHENG S	6:49			Turnover	10 - TAO Z
5:41			Assist Pass	6 - TIAN S	6:49		4 - SHIMAKAWA	Timeout	
5:28	22 - 14	7 - FUJISHIMA	Goal		6:41	29 - 18	4 - SHIMAKAWA	Goal	
5:28		8 - MISAKA H	Assist Block		6:39			Turnover	3 - CHEN J
4:55	22 - 15		Goal	8 - CHENG S	6:29	30 - 18	4 - SHIMAKAWA	Goal	
4:55			Assist Pass	12 - SHAO D	6:29		1 - TAKAHASHI	Assist Block	
4:36	23 - 15	7 - FUJISHIMA	Goal		6:29		6 - MUROHASHI	Assist Block	
4:26			Timeout	3 - CHEN J	6:13			Turnover	CHINA
4:26			Out	12 - SHAO D	5:56	31 - 18	4 - SHIMAKAWA	Goal	
4:26			Out	6 - TIAN S	5:56		9 - TAMURA M	Assist Pass	
4:26			In	2 - HAN G	5:33	31 - 19		Goal	3 - CHEN J
4:26			In	11 - XIA J	5:23		9 - TAMURA M	Turnover	
3:59			Turnover	2 - HAN G	4:43			Turnover	2 - HAN G
3:59		10 - SATO Y	Steal		4:31	32 - 19	4 - SHIMAKAWA	Goal	
3:59	24 - 15	10 - SATO Y	Goal		4:31		1 - TAKAHASHI	Exclusion	
3:22			Turnover	3 - CHEN J	4:15		4 - SHIMAKAWA	Steal	
3:16		8 - MISAKA H	Turnover		4:15			Turnover	8 - CHENG S
3:09	24 - 16		Goal	8 - CHENG S	4:15			Exclusion	2 - HAN G
3:09			Assist Pass	2 - HAN G	4:06	33 - 19	9 - TAMURA M	Goal	
2:58	25 - 16	7 - FUJISHIMA	Goal		3:52		9 - TAMURA M	Exclusion	
2:50		7 - FUJISHIMA	Exclusion		3:49	33 - 20		Goal	2 - HAN G
2:06		5 - OGINO K	Exclusion		3:49			Assist Pass	3 - CHEN J
1:49	25 - 17		Goal	3 - CHEN J	3:34	34 - 20	4 - SHIMAKAWA	Goal	
1:31	26 - 17	10 - SATO Y	Goal		3:34		6 - MUROHASHI	Assist Block	
1:09		7 - FUJISHIMA	Out		3:08	34 - 21		Goal	2 - HAN G
1:09		8 - MISAKA H	Out		2:48	35 - 21	6 - MUROHASHI	Goal	
1:09		9 - TAMURA M	In		2:36	35 - 22		Goal	8 - CHENG S
1:09		11 - NAKAZATO S	In		2:36		1 - TAKAHASHI	Out	
0:56	26 - 18		Goal	3 - CHEN J	2:36		6 - MUROHASHI	Out	
0:07		9 - TAMURA M	Turnover		2:36		5 - OGINO K	In	
<b>Period 3</b>					2:36		12 - KAWANO S	In	
8:00		1 - TAKAHASHI	In		2:22	36 - 22	9 - TAMURA M	Goal	
8:00		4 - SHIMAKAWA	In		2:22		4 - SHIMAKAWA	Assist Pass	
8:00		6 - MUROHASHI	In		2:05	36 - 23		Goal	2 - HAN G





## PLAY BY PLAY

比赛进程

Time	Score	JPN	Action	CHN	Time	Score	JPN	Action	CHN
<b>Period 3</b>					<b>Period 4</b>				
2:02	37 - 23	12 - KAWANO S	Goal		4:06			Turnover	2 - HAN G
2:01		9 - TAMURA M	Assist Pass		3:54	49 - 29	10 - SATO Y	Goal	
1:45			Turnover	8 - CHENG S	3:54		11 - NAKAZATO S	Assist Pass	
1:36	38 - 23	4 - SHIMAKAWA	Goal		3:45			Turnover	8 - CHENG S
1:25	38 - 24		Goal	2 - HAN G	3:36	50 - 29	11 - NAKAZATO S	Goal	
1:25			Assist Pass	3 - CHEN J	3:36		7 - FUJISHIMA	Assist Block	
1:14	39 - 24	9 - TAMURA M	Goal		3:24	50 - 30		Goal	3 - CHEN J
1:14		4 - SHIMAKAWA	Assist Pass		3:05	51 - 30	10 - SATO Y	Goal	
1:05			Turnover	8 - CHENG S	3:05		7 - FUJISHIMA	Assist Pass	
0:54			Steal	2 - HAN G	2:43	51 - 31		Goal	2 - HAN G
0:54		9 - TAMURA M	Turnover		2:43			Assist Pass	3 - CHEN J
0:42	39 - 25		Goal	3 - CHEN J	2:36	52 - 31	7 - FUJISHIMA	Goal	
0:42			Assist Pass	2 - HAN G	2:18			Turnover	CHINA
0:37	40 - 25	4 - SHIMAKAWA	Goal		2:18		10 - SATO Y	Out	
0:02	41 - 25	4 - SHIMAKAWA	Goal		2:18		11 - NAKAZATO S	Out	
8:00		1 - TAKAHASHI	In		2:18		4 - SHIMAKAWA	In	
8:00		7 - FUJISHIMA	In		2:15		8 - MISAKA H	In	
8:00		10 - SATO Y	In		2:11		7 - FUJISHIMA	Out	
8:00		11 - NAKAZATO S	In		2:11		9 - TAMURA M	In	
8:00			In	2 - HAN G	2:09	53 - 31	4 - SHIMAKAWA	Goal	
8:00			In	3 - CHEN J	2:07			Turnover	2 - HAN G
8:00			In	8 - CHENG S	2:00	54 - 31	4 - SHIMAKAWA	Goal	
8:00			In	10 - TAO Z	1:45			Turnover	3 - CHEN J
7:48	41 - 26		Goal	3 - CHEN J	1:35	55 - 31	9 - TAMURA M	Goal	
7:35	42 - 26	10 - SATO Y	Goal		1:35		4 - SHIMAKAWA	Assist Pass	
7:35		7 - FUJISHIMA	Assist Pass		1:15		9 - TAMURA M	Steal	
7:02		11 - NAKAZATO S	Exclusion		1:15			Turnover	2 - HAN G
6:54	42 - 27		Goal	2 - HAN G	1:15	56 - 31	9 - TAMURA M	Goal	
6:51			Assist Pass	3 - CHEN J	1:01		4 - SHIMAKAWA	Steal	
6:44	43 - 27	7 - FUJISHIMA	Goal		1:01			Turnover	2 - HAN G
6:44		10 - SATO Y	Assist Pass		0:55	57 - 31	9 - TAMURA M	Goal	
6:33	43 - 28		Goal	8 - CHENG S	0:55		4 - SHIMAKAWA	Assist Pass	
6:33			Assist Pass	2 - HAN G	0:31	57 - 32		Goal	8 - CHENG S
6:19	44 - 28	11 - NAKAZATO S	Goal		0:01	58 - 32	4 - SHIMAKAWA	Goal	
6:19		10 - SATO Y	Assist Pass		0:01		9 - TAMURA M	Assist Block	
6:08			Turnover	3 - CHEN J					
5:56	45 - 28	7 - FUJISHIMA	Goal						
5:44	45 - 29		Goal	3 - CHEN J					
5:44			Assist Block	2 - HAN G					
5:34	46 - 29	7 - FUJISHIMA	Goal						
5:13			Turnover	2 - HAN G					
5:03	47 - 29	11 - NAKAZATO S	Goal						
4:56			Turnover	2 - HAN G					
4:46	48 - 29	11 - NAKAZATO S	Goal						
4:46		10 - SATO Y	Assist Block						
4:46		7 - FUJISHIMA	Exclusion						



## RESULTS

比赛成绩

Match No: 17

JPN 26 - 18 CHN

Start Time: 13:00

Referees: WASHBOURN Philip (NZL)  
SCHREINER Alexander (GER)

Commissioner: ALTMANN Hendrik (NED)

	P1	P2	P3	P4
JPN	17	9		
CHN	11	7		

### JPN - Japan

No.	Name	Min	Class. Pts	Goals	PT	AS	AB	TO	ST	EX
* 1	TAKAHASHI Yoshinobu	7:58	0.5				1			
* 3	NAGAYASU Yu	4:37	3.0	2	1	1				
4	SHIMAKAWA Shinichi	3:21	3.0	3		2	1		1	
5	OGINO Koichi (C)	8:00	1.0							1
6	MUROHASHI Takuo		2.0							
7	FUJISHIMA Shingo	6:51	3.0	5		1				1
* 8	MISAKA Hiroyuki	14:49	2.0	7			2	1		
* 9	TAMURA Manabu	9:07	2.5	6		2	2	1	2	
10	SATO Yoshito	8:00	2.0	3					1	
11	NAKAZATO Shin	1:09	2.5							
12	KAWANO Shunsuke		1.5							
<b>TEAM TOTALS</b>				26	1	6	6	2	4	2

**Coach** SHIOZAWA Yasuo  
**Assistant Coach** AOYAGI Daisuke

### CHN - China

No.	Name	Min	Class. Pts	Goals	PT	AS	AB	TO	ST	EX
1	PAN Zilin		3.5							
* 2	HAN Guifei	12:24	3.0	2		2		3		1
* 3	CHEN Jun	15:58	2.5	7		6		2		
6	TIAN Shilin	3:34	2.0			1				
7	CUI Maosheng		2.0							
* 8	CHENG Shuangmiao (C)	15:58	2.0	9		2		3		
9	YU Zhongtao		1.0							
10	TAO Zhenfeng		0.5							
* 11	XIA Junfeng	12:31	0.5				1			
12	SHAO Dequan	3:27	1.0			1		1		
15	ZHANG Wenli		1.5							
<b>TEAM TOTALS</b>				18		12	1	9		1

**Coach** WEN Yan  
**Assistant Coach** WU Zhiming

Legend:		AB	AS	Class. Pts	
*	= starting line up	Assist Block	Assist Pass	Classification Points	
EX	Exclusions	Min	No.	PT	Penalties
ST	Steals	TO	Minutes		
			Turnovers		



## RESULTS

比赛成绩

Match No: 17

JPN 58 - 32 CHN

Start Time: 13:00

Referees: WASHBOURN Philip (NZL)  
SCHREINER Alexander (GER)

Commissioner: ALTMANN Hendrik (NED)

	P1	P2	P3	P4
JPN	17	9	15	17
CHN	11	7	7	7

### JPN - Japan

No.	Name	Min	Class. Pts	Goals	PT	AS	AB	TO	ST	EX
* 1	TAKAHASHI Yoshinobu	21:22	0.5				2			1
* 3	NAGAYASU Yu	4:37	3.0	2	1	1				
4	SHIMAKAWA Shinichi	13:39	3.0	15		7	1		5	
5	OGINO Koichi (C)	10:36	1.0							1
6	MUROHASHI Takuo	5:24	2.0	2			2			
7	FUJISHIMA Shingo	12:40	3.0	9		3	1			2
* 8	MISAKA Hiroyuki	17:04	2.0	7			2	1		
* 9	TAMURA Manabu	19:18	2.5	12		4	3	4	3	1
10	SATO Yoshito	13:42	2.0	6		2	1		1	
11	NAKAZATO Shin	6:51	2.5	4		1				1
12	KAWANO Shunsuke	2:36	1.5	1						
<b>TEAM TOTALS</b>				58	1	18	12	5	9	6

**Coach** SHIOZAWA Yasuo  
**Assistant Coach** AOYAGI Daisuke

### CHN - China

No.	Name	Min	Class. Pts	Goals	PT	AS	AB	TO	ST	EX
1	PAN Zilin		3.5							
* 2	HAN Guifei	28:24	3.0	8		4	1	12	1	2
* 3	CHEN Jun	31:58	2.5	12		10		5		
6	TIAN Shilin	3:34	2.0			1				
7	CUI Maosheng		2.0							
* 8	CHENG Shuangmiao (C)	31:58	2.0	12		2		7		
9	YU Zhongtao		1.0							
10	TAO Zhenfeng	16:00	0.5					1		
* 11	XIA Junfeng	12:31	0.5				1			
12	SHAO Dequan	3:27	1.0			1		1		
15	ZHANG Wenli		1.5							
<b>TEAM TOTALS</b>				32		18	2	28	1	2

**Coach** WEN Yan  
**Assistant Coach** WU Zhiming

Legend:	AB	AS	Class. Pts
* = starting line up	Assist Block	Assist Pass	Classification Points
EX Exclusions	Min Minutes	No. Bib Number	PT Penalties
ST Steals	TO Turnovers		



## START LIST

首发名单

Match No: 15

USA - GBR

Start Time: 18:00

Referees: BRIERE Gilles (CAN)  
BRIERE Pierre-Alexandre (CAN)

Commissioner: CORSON Jonathan (NZL)

### USA - United States

No.	Name	Sport Class	Age	GPG	PPG	APPG	ABPG	TOPG	STPG	MPG	USA Played
1	SUMNER Chance	3.0	31	4.3	0.3	1.7	0.3		0.7		Prelim. CHN 65 - 30
2	McBRIDE Seth	2.0	25	4.0		1.7	1.7	0.3	0.7		Prelim. JPN 44 - 37
3	ZUPAN Mark	3.0	33	6.3	0.3	0.7	1.0	1.3	0.3		Prelim. CAN 37 - 32
4	KIRKLAND Bryan (C)	2.0	37	6.7		3.0	1.3	1.3	1.3		
5	LYDUCH Norm	1.0	36	0.3			0.7				
6	WILMOTH Joel	3.5	19	5.7		1.0	2.3		0.3		
7	REGIER Jason	0.5	33				0.3				
8	HOGSETT Scott	1.0	35	0.3		0.7	1.7		0.3		
9	SPRINGER Nick	2.0	23	4.0		0.7	1.7		0.7		
10	GROULX Will	2.0	34	11.7		3.0	1.0	0.3	2.3		
11	COHN Andy	2.0	30	5.3		1.3	1.0		1.0		
<b>TEAM AVERAGE</b>			30.5								

Coach GUMBERT James  
Assistant Coach SUHR Edward

### GBR - Great Britain

No.	Name	Sport Class	Age	GPG	PPG	APPG	ABPG	TOPG	STPG	MPG	GBR Played
1	SEHMI Mandip	2.5	27								Prelim. NZL 39 - 38
2	COGGAN Jonathan	0.5	25								Prelim. GER 39 - 35
3	PALMER Steven	1.5	35	2.0			1.7				Prelim. AUS 37 - 43
4	SHAW Paul	1.0	37								
5	HUSSAIN Bulbul	1.0	36	0.3		0.3	0.3	0.3			
6	MORRISON Ross	2.5	29	3.0		2.0	1.7	1.0	0.7		
7	ROBERTS Jason	1.5	35	1.0		1.0	2.0	0.3	0.3		
8	COLLINS Troye	2.5	36	17.3		6.7	1.3	3.3			
9	FRISHBERG Justin	2.0	36			0.3	0.3				
10	BARROW Andrew	2.0	29	3.3		1.3	2.3				
11	ASH Alan	2.0	35	11.3	0.3	3.7	0.7	2.7	0.3		
12	PEARSON Josie	1.5	22				0.3				
<b>TEAM AVERAGE</b>			31.8								

Coach O'CONNOR Mark Edward

<b>Legend:</b>							
ABPG	Assist by Block per game	APPG	Assist by Pass per game	GPG	Goals per game	MPG	Minutes per game
No.	Bib Number	PPG	Penalties per game	STPG	Steals per game	TOPG	Turnovers per game



## START LIST

首发名单

Match No: 15

USA - GBR

Start Time: 18:00

Referees: ROBERTS Darren (USA)  
WASHBOURN Philip (NZL)

Commissioner: CORSON Jonathan (NZL)

### USA - United States

No.	Name	Sport Class	Age	GPG	PPG	APPG	ABPG	TOPG	STPG	MPG	USA Played	
1	SUMNER Chance	3.0	31	4.3	0.3	1.7	0.3		0.7		Prelim. CHN 65 - 30	
2	McBRIDE Seth	2.0	25	4.0		1.7	1.7	0.3	0.7		Prelim. JPN 44 - 37	
3	ZUPAN Mark	3.0	33	6.3	0.3	0.7	1.0	1.3	0.3		Prelim. CAN 37 - 32	
4	KIRKLAND Bryan (C)	2.0	37	6.7		3.0	1.3	1.3	1.3			
5	LYDUCH Norm	1.0	36	0.3			0.7					
6	WILMOTH Joel	3.5	19	5.7		1.0	2.3		0.3			
7	REGIER Jason	0.5	33				0.3					
8	HOGSETT Scott	1.0	35	0.3		0.7	1.7		0.3			
9	SPRINGER Nick	2.0	23	4.0		0.7	1.7		0.7			
10	GROULX Will	2.0	34	11.7		3.0	1.0	0.3	2.3			
11	COHN Andy	2.0	30	5.3		1.3	1.0		1.0			
<b>TEAM AVERAGE</b>			30.5									

Coach GUMBERT James  
Assistant Coach SUHR Edward

### GBR - Great Britain

No.	Name	Sport Class	Age	GPG	PPG	APPG	ABPG	TOPG	STPG	MPG	GBR Played	
1	SEHMI Mandip	2.5	27								Prelim. NZL 39 - 38	
2	COGGAN Jonathan	0.5	25								Prelim. GER 39 - 35	
3	PALMER Steven	1.5	35	2.0			1.7				Prelim. AUS 37 - 43	
4	SHAW Paul	1.0	37									
5	HUSSAIN Bulbul	1.0	36	0.3		0.3	0.3	0.3				
6	MORRISON Ross	2.5	29	3.0		2.0	1.7	1.0	0.7			
7	ROBERTS Jason	1.5	35	1.0		1.0	2.0	0.3	0.3			
8	COLLINS Troye	2.5	36	17.3		6.7	1.3	3.3				
9	FRISHBERG Justin	2.0	36			0.3	0.3					
10	BARROW Andrew	2.0	29	3.3		1.3	2.3					
11	ASH Alan	2.0	35	11.3	0.3	3.7	0.7	2.7	0.3			
12	PEARSON Josie	1.5	22				0.3					
<b>TEAM AVERAGE</b>			31.8									

Coach O'CONNOR Mark Edward

<b>Legend:</b>							
ABPG	Assist by Block per game	APPG	Assist by Pass per game	GPG	Goals per game	MPG	Minutes per game
No.	Bib Number	PPG	Penalties per game	STPG	Steals per game	TOPG	Turnovers per game



## START LIST

首发名单

Match No: 15

USA - GBR

Start Time: 18:00

Referees: BRIERE Gilles (CAN)  
BRIERE Pierre-Alexandre (CAN)

Commissioner: CORSON Jonathan (NZL)

### USA - United States

No.	Name	Sport Class	Age	GPG	PPG	APPG	ABPG	TOPG	STPG	MPG	USA Played
1	SUMNER Chance	3.0	31	4.3	0.3	1.7	0.3		0.7		Prelim. CHN 65 - 30
2	McBRIDE Seth	2.0	25	4.0		1.7	1.7	0.3	0.7		Prelim. JPN 44 - 37
3	ZUPAN Mark	3.0	33	6.3	0.3	0.7	1.0	1.3	0.3		Prelim. CAN 37 - 32
4	KIRKLAND Bryan (C)	2.0	37	6.7		3.0	1.3	1.3	1.3		
5	LYDUCH Norm	1.0	36	0.3			0.7				
6	WILMOTH Joel	3.5	19	5.7		1.0	2.3		0.3		
7	REGIER Jason	0.5	33				0.3				
8	HOGSETT Scott	1.0	35	0.3		0.7	1.7		0.3		
9	SPRINGER Nick	2.0	23	4.0		0.7	1.7		0.7		
10	GROULX Will	2.0	34	11.7		3.0	1.0	0.3	2.3		
11	COHN Andy	2.0	30	5.3		1.3	1.0		1.0		
<b>TEAM AVERAGE</b>			30.5								

Coach GUMBERT James  
Assistant Coach SUHR Edward

### GBR - Great Britain

No.	Name	Sport Class	Age	GPG	PPG	APPG	ABPG	TOPG	STPG	MPG	GBR Played
1	SEHMI Mandip	2.5	27								Prelim. NZL 39 - 38
2	COGGAN Jonathan	0.5	25								Prelim. GER 39 - 35
3	PALMER Steven	1.5	35	2.0			1.7				Prelim. AUS 37 - 43
4	SHAW Paul	1.0	37								
5	HUSSAIN Bulbul	1.0	36	0.3		0.3	0.3	0.3			
6	MORRISON Ross	2.5	29	3.0		2.0	1.7	1.0	0.7		
7	ROBERTS Jason	1.5	35	1.0		1.0	2.0	0.3	0.3		
8	COLLINS Troye	2.5	36	17.3		6.7	1.3	3.3			
9	FRISHBERG Justin	2.0	36			0.3	0.3				
10	BARROW Andrew	2.0	29	3.3		1.3	2.3				
11	ASH Alan	2.0	35	11.3	0.3	3.7	0.7	2.7	0.3		
12	PEARSON Josie	1.5	22				0.3				
<b>TEAM AVERAGE</b>			31.8								

Coach O'CONNOR Mark Edward

<b>Legend:</b>							
ABPG	Assist by Block per game	APPG	Assist by Pass per game	GPG	Goals per game	MPG	Minutes per game
No.	Bib Number	PPG	Penalties per game	STPG	Steals per game	TOPG	Turnovers per game



## PLAY BY PLAY

比赛进程

Match No: 15

USA 15 - 14 GBR

Start Time: 18:00

Referees: BRIERE Gilles (CAN)  
BRIERE Pierre-Alexandre (CAN)

Commissioner: CORSON Jonathan (NZL)

	P1	P2	P3	P4
USA	8	7		
GBR	9	5		

Time	Score	USA	Action	GBR	Time	Score	USA	Action	GBR
<b>Period 1</b>									
8:00		4 - KIRKLAND B	In		2:35		4 - KIRKLAND B	Exclusion	
8:00		9 - SPRINGER N	In		2:35			Out	5 - HUSSAIN B
8:00		10 - GROULX W	In		2:35			Out	11 - ASH A
8:00		11 - COHN A	In		2:35			In	3 - PALMER S
8:00			In	5 - HUSSAIN B	2:35			In	7 - ROBERTS J
8:00			In	6 - MORRISON R	2:32			Assist Pass	7 - ROBERTS J
8:00			In	8 - COLLINS T	2:32	7 - 7		Goal	8 - COLLINS T
8:00			In	11 - ASH A	2:19		4 - KIRKLAND B	Turnover	
7:50			Assist Pass	6 - MORRISON R	1:51			Assist Block	7 - ROBERTS J
7:50			Assist Block	5 - HUSSAIN B	1:51	7 - 8		Goal	8 - COLLINS T
7:50	0 - 1		Goal	11 - ASH A	1:17		11 - COHN A	Assist Pass	
7:41		11 - COHN A	Assist Pass		1:17	8 - 8	4 - KIRKLAND B	Goal	
7:40	1 - 1	9 - SPRINGER N	Goal		0:47			Assist Pass	6 - MORRISON R
5:57			Assist Pass	8 - COLLINS T	0:46	8 - 9		Goal	3 - PALMER S
5:57	1 - 2		Goal	11 - ASH A	<b>Period 2</b>				
5:43		9 - SPRINGER N	Assist Block		8:00		2 - McBRIDE S	In	
5:43	2 - 2	4 - KIRKLAND B	Goal		8:00		6 - WILMOTH J	In	
5:34			Assist Pass	6 - MORRISON R	8:00		7 - REGIER J	In	
5:34	2 - 3		Goal	8 - COLLINS T	8:00		10 - GROULX W	In	
5:20		10 - GROULX W	Assist Pass		8:00			In	3 - PALMER S
5:18		11 - COHN A	Assist Pass		8:00			In	6 - MORRISON R
5:17	3 - 3	9 - SPRINGER N	Goal		8:00			In	7 - ROBERTS J
5:02			Assist Pass	6 - MORRISON R	8:00			In	8 - COLLINS T
5:02	3 - 4		Goal	11 - ASH A	7:29			Exclusion	3 - PALMER S
4:28		11 - COHN A	Assist Pass		7:15	9 - 9	10 - GROULX W	Goal	
4:28	4 - 4	10 - GROULX W	Goal		6:58			Assist Pass	6 - MORRISON R
4:13			Timeout	8 - COLLINS T	6:58	9 - 10		Goal	3 - PALMER S
4:09			Turnover	6 - MORRISON R	6:32			Exclusion	3 - PALMER S
4:03		9 - SPRINGER N	Assist Block		6:20	10 - 10	10 - GROULX W	Goal	
4:02	5 - 4	4 - KIRKLAND B	Goal		4:17			Turnover	3 - PALMER S
3:48			Assist Pass	11 - ASH A	4:00	11 - 10	6 - WILMOTH J	Goal	
3:47	5 - 5		Goal	8 - COLLINS T	3:40			Turnover	6 - MORRISON R
3:36		9 - SPRINGER N	Assist Block		3:40			Out	6 - MORRISON R
3:36	6 - 5	10 - GROULX W	Goal		3:40			Out	3 - PALMER S
2:52			Timeout	11 - ASH A	3:40			In	10 - BARROW A
2:51			Assist Pass	11 - ASH A	3:40			In	11 - ASH A
2:51	6 - 6		Goal	6 - MORRISON R	3:28	12 - 10	6 - WILMOTH J	Goal	
2:40		9 - SPRINGER N	Assist Block		3:13			Assist Block	7 - ROBERTS J
2:40	7 - 6	10 - GROULX W	Goal		3:13	12 - 11		Goal	8 - COLLINS T



## PLAY BY PLAY

比赛进程

Time	Score	USA	Action	GBR
<b>Period 2</b>				
3:04	13 - 11	10 - GROULX W	Goal	
2:48			Assist Pass	8 - COLLINS T
2:48	13 - 12		Goal	11 - ASH A
2:28		2 - McBRIDE S	Assist Block	
2:28	14 - 12	6 - WILMOTH J	Goal	
2:01			Assist Block	11 - ASH A
2:01			Assist Block	10 - BARROW A
2:00	14 - 13		Goal	8 - COLLINS T
1:47		6 - WILMOTH J	Assist Pass	
1:47	15 - 13	2 - McBRIDE S	Goal	
0:02		6 - WILMOTH J	Exclusion	
0:02		2 - McBRIDE S	Out	
0:02		4 - KIRKLAND B	In	
0:02		10 - GROULX W	Exclusion	
0:00			Assist Pass	11 - ASH A
0:00	<b>15 - 14</b>		Goal	8 - COLLINS T





## PLAY BY PLAY

比赛进程

Match No: 15

USA 35 - 32 GBR

Start Time: 18:00

Referees: BRIERE Gilles (CAN)  
BRIERE Pierre-Alexandre (CAN)

Commissioner: CORSON Jonathan (NZL)

	P1	P2	P3	P4
USA	8	7	10	10
GBR	9	5	10	8

Time	Score	USA	Action	GBR	Time	Score	USA	Action	GBR
<b>Period 1</b>									
8:00		4 - KIRKLAND B	In		2:35		4 - KIRKLAND B	Exclusion	
8:00		9 - SPRINGER N	In		2:35			Out	5 - HUSSAIN B
8:00		10 - GROULX W	In		2:35			Out	11 - ASH A
8:00		11 - COHN A	In		2:35			In	3 - PALMER S
8:00			In	5 - HUSSAIN B	2:35			In	7 - ROBERTS J
8:00			In	6 - MORRISON R	2:32			Assist Pass	7 - ROBERTS J
8:00			In	8 - COLLINS T	2:32	7 - 7		Goal	8 - COLLINS T
8:00			In	11 - ASH A	2:19		4 - KIRKLAND B	Turnover	
7:50			Assist Pass	6 - MORRISON R	1:51			Assist Block	7 - ROBERTS J
7:50			Assist Block	5 - HUSSAIN B	1:51	7 - 8		Goal	8 - COLLINS T
7:50	0 - 1		Goal	11 - ASH A	1:17		11 - COHN A	Assist Pass	
7:41		11 - COHN A	Assist Pass		1:17	8 - 8	4 - KIRKLAND B	Goal	
7:40	1 - 1	9 - SPRINGER N	Goal		0:47			Assist Pass	6 - MORRISON R
5:57			Assist Pass	8 - COLLINS T	0:46	8 - 9		Goal	3 - PALMER S
5:57	1 - 2		Goal	11 - ASH A	<b>Period 2</b>				
5:43		9 - SPRINGER N	Assist Block		8:00		2 - McBRIDE S	In	
5:43	2 - 2	4 - KIRKLAND B	Goal		8:00		6 - WILMOTH J	In	
5:34			Assist Pass	6 - MORRISON R	8:00		7 - REGIER J	In	
5:34	2 - 3		Goal	8 - COLLINS T	8:00		10 - GROULX W	In	
5:20		10 - GROULX W	Assist Pass		8:00			In	3 - PALMER S
5:18		11 - COHN A	Assist Pass		8:00			In	6 - MORRISON R
5:17	3 - 3	9 - SPRINGER N	Goal		8:00			In	7 - ROBERTS J
5:02			Assist Pass	6 - MORRISON R	8:00			In	8 - COLLINS T
5:02	3 - 4		Goal	11 - ASH A	7:29			Exclusion	3 - PALMER S
4:28		11 - COHN A	Assist Pass		7:15	9 - 9	10 - GROULX W	Goal	
4:28	4 - 4	10 - GROULX W	Goal		6:58			Assist Pass	6 - MORRISON R
4:13			Timeout	8 - COLLINS T	6:58	9 - 10		Goal	3 - PALMER S
4:09			Turnover	6 - MORRISON R	6:32			Exclusion	3 - PALMER S
4:03		9 - SPRINGER N	Assist Block		6:20	10 - 10	10 - GROULX W	Goal	
4:02	5 - 4	4 - KIRKLAND B	Goal		4:17			Turnover	3 - PALMER S
3:48			Assist Pass	11 - ASH A	4:00	11 - 10	6 - WILMOTH J	Goal	
3:47	5 - 5		Goal	8 - COLLINS T	3:40			Turnover	6 - MORRISON R
3:36		9 - SPRINGER N	Assist Block		3:40			Out	6 - MORRISON R
3:36	6 - 5	10 - GROULX W	Goal		3:40			Out	3 - PALMER S
2:52			Timeout	11 - ASH A	3:40			In	10 - BARROW A
2:51			Assist Pass	11 - ASH A	3:40			In	11 - ASH A
2:51	6 - 6		Goal	6 - MORRISON R	3:28	12 - 10	6 - WILMOTH J	Goal	
2:40		9 - SPRINGER N	Assist Block		3:13			Assist Block	7 - ROBERTS J
2:40	7 - 6	10 - GROULX W	Goal		3:13	12 - 11		Goal	8 - COLLINS T



## PLAY BY PLAY

比赛进程

Time	Score	USA	Action	GBR	Time	Score	USA	Action	GBR
<b>Period 2</b>					<b>Period 3</b>				
3:04	13 - 11	10 - GROULX W	Goal		5:12		11 - COHN A	Timeout	
2:48			Assist Pass	8 - COLLINS T	5:12		2 - McBRIDE S	Out	
2:48	13 - 12		Goal	11 - ASH A	5:12		10 - GROULX W	In	
2:28		2 - McBRIDE S	Assist Block		5:12		9 - SPRINGER N	Out	
2:28	14 - 12	6 - WILMOTH J	Goal		5:12		8 - HOGSETT S	In	
2:01			Assist Block	11 - ASH A	5:12		4 - KIRKLAND B	Out	
2:01			Assist Block	10 - BARROW A	5:12		3 - ZUPAN M	In	
2:00	14 - 13		Goal	8 - COLLINS T	4:34		3 - ZUPAN M	Assist Pass	
1:47		6 - WILMOTH J	Assist Pass		4:34	20 - 19	11 - COHN A	Goal	
1:47	15 - 13	2 - McBRIDE S	Goal		4:16			Timeout	7 - ROBERTS J
0:02		6 - WILMOTH J	Exclusion		4:10			Turnover	7 - ROBERTS J
0:02		2 - McBRIDE S	Out		3:48		11 - COHN A	Assist Block	
0:02		4 - KIRKLAND B	In		3:48	21 - 19	3 - ZUPAN M	Goal	
0:02		10 - GROULX W	Exclusion		3:29			Assist Block	7 - ROBERTS J
0:00			Assist Pass	11 - ASH A	3:29			Assist Block	10 - BARROW A
0:00	15 - 14		Goal	8 - COLLINS T	3:29			Assist Block	11 - ASH A
<b>Period 3</b>					3:28	21 - 20		Goal	8 - COLLINS T
8:00		4 - KIRKLAND B	In		3:14		10 - GROULX W	Assist Pass	
8:00		9 - SPRINGER N	In		3:13	22 - 20	11 - COHN A	Goal	
8:00		10 - GROULX W	In		2:54			Assist Block	8 - COLLINS T
8:00		11 - COHN A	In		2:54	22 - 21		Goal	11 - ASH A
8:00			In	7 - ROBERTS J	2:49			Exclusion	10 - BARROW A
8:00			In	8 - COLLINS T	2:28		11 - COHN A	Assist Block	
8:00			In	10 - BARROW A	2:26	23 - 21	3 - ZUPAN M	Goal	
8:00			In	11 - ASH A	2:11			Assist Block	8 - COLLINS T
7:29			Assist Pass	11 - ASH A	2:11	23 - 22		Goal	11 - ASH A
7:29	15 - 15		Goal	7 - ROBERTS J	1:34		11 - COHN A	Assist Block	
7:17		9 - SPRINGER N	Assist Block		1:34	24 - 22	10 - GROULX W	Goal	
7:17	16 - 15	10 - GROULX W	Goal		1:21	24 - 23		Goal	8 - COLLINS T
6:59			Assist Block	7 - ROBERTS J	1:09		11 - COHN A	Timeout	
6:59	16 - 16		Goal	11 - ASH A	1:09		11 - COHN A	Out	
6:52		10 - GROULX W	Out		1:09		10 - GROULX W	Out	
6:52		2 - McBRIDE S	In		1:09		7 - REGIER J	In	
6:52		9 - SPRINGER N	In		1:09			Out	10 - BARROW A
6:42		11 - COHN A	Timeout		1:09			Out	11 - ASH A
6:34		9 - SPRINGER N	Assist Block		1:09			In	3 - PALMER S
6:34	17 - 16	11 - COHN A	Goal		1:06			In	6 - MORRISON R
6:17			Assist Block	10 - BARROW A	1:00		3 - ZUPAN M	Out	
6:17	17 - 17		Goal	11 - ASH A	0:58		7 - REGIER J	Out	
6:12			Exclusion	11 - ASH A	0:57		8 - HOGSETT S	Out	
5:59	18 - 17	4 - KIRKLAND B	Goal		0:57		1 - SUMNER C	In	
5:48			Assist Block	10 - BARROW A	0:51		5 - LYDUCH N	In	
5:48	18 - 18		Goal	8 - COLLINS T	0:49		4 - KIRKLAND B	In	
5:34		9 - SPRINGER N	Assist Block		0:47		10 - GROULX W	In	
5:33	19 - 18	2 - McBRIDE S	Goal		0:11	25 - 23	1 - SUMNER C	Goal	
5:23			Assist Pass	11 - ASH A	0:02			Assist Pass	8 - COLLINS T
5:23	19 - 19		Goal	7 - ROBERTS J	0:02	25 - 24		Goal	6 - MORRISON R



## PLAY BY PLAY

比赛进程

Time	Score	USA	Action	GBR	Time	Score	USA	Action	GBR
<b>Period 4</b>					<b>Period 4</b>				
8:00		1 - SUMNER C	In		2:22	31 - 30		Goal	8 - COLLINS T
8:00		4 - KIRKLAND B	In		2:04		4 - KIRKLAND B	Assist Pass	
8:00		5 - LYDUCH N	In		2:04	32 - 30	10 - GROULX W	Goal	
8:00		10 - GROULX W	In		1:42			Turnover	8 - COLLINS T
8:00			In	3 - PALMER S	1:42		4 - KIRKLAND B	Steal	
8:00			In	6 - MORRISON R	1:38		4 - KIRKLAND B	Assist Pass	
8:00			In	7 - ROBERTS J	1:38	33 - 30	11 - COHN A	Goal	
8:00			In	8 - COLLINS T	1:27			Assist Block	7 - ROBERTS J
8:00		1 - SUMNER C	Out		1:27	33 - 31		Goal	8 - COLLINS T
8:00		5 - LYDUCH N	Out		1:04		11 - COHN A	Assist Pass	
8:00		2 - McBRIDE S	In		1:04	34 - 31	4 - KIRKLAND B	Goal	
7:57		11 - COHN A	In		0:51			Assist Block	7 - ROBERTS J
7:23			Exclusion	6 - MORRISON R	0:51	34 - 32		Goal	8 - COLLINS T
6:39	26 - 24	10 - GROULX W	Goal		0:42			Exclusion	11 - ASH A
6:20			Assist Block	3 - PALMER S	0:04		11 - COHN A	Assist Pass	
6:20	26 - 25		Goal	6 - MORRISON R	0:02	<b>35 - 32</b>	10 - GROULX W	Goal	
6:12	27 - 25	10 - GROULX W	Goal						
6:12			Out	3 - PALMER S					
6:12			In	10 - BARROW A					
6:12			Out	6 - MORRISON R					
6:12			In	11 - ASH A					
5:59			Assist Pass	11 - ASH A					
5:59	27 - 26		Goal	8 - COLLINS T					
5:28		11 - COHN A	Turnover						
5:27			Steal	8 - COLLINS T					
5:05			Assist Pass	11 - ASH A					
5:05	27 - 27		Goal	7 - ROBERTS J					
4:54		4 - KIRKLAND B	Assist Pass						
4:54	28 - 27	2 - McBRIDE S	Goal						
4:54		2 - McBRIDE S	Out						
4:54		9 - SPRINGER N	In						
4:43			Turnover	11 - ASH A					
4:27		4 - KIRKLAND B	Assist Block						
4:08		9 - SPRINGER N	Assist Block						
4:08	29 - 27	11 - COHN A	Goal						
3:50	29 - 28		Goal	10 - BARROW A					
3:36		10 - GROULX W	Assist Pass						
3:33		9 - SPRINGER N	Assist Pass						
3:33	30 - 28	10 - GROULX W	Goal						
3:18			Timeout	8 - COLLINS T					
3:09			Assist Block	7 - ROBERTS J					
3:09			Assist Block	10 - BARROW A					
3:09			Assist Pass	8 - COLLINS T					
3:09	30 - 29		Goal	11 - ASH A					
2:59		11 - COHN A	Assist Pass						
2:59	31 - 29	9 - SPRINGER N	Goal						
2:35		10 - GROULX W	Exclusion						



## RESULTS

比赛成绩

Match No: 15

USA 15 - 14 GBR

Start Time: 18:00

Referees: BRIERE Gilles (CAN)  
BRIERE Pierre-Alexandre (CAN)

Commissioner: CORSON Jonathan (NZL)

	P1	P2	P3	P4
USA	8	7		
GBR	9	5		

### USA - United States

No.	Name	Min	Class. Pts	Goals	PT	AS	AB	TO	ST	EX
1	SUMNER Chance		3.0							
2	McBRIDE Seth	7:58	2.0	1			1			
3	ZUPAN Mark		3.0							
* 4	KIRKLAND Bryan (C)	8:02	2.0	3				1		1
5	LYDUCH Norm		1.0							
6	WILMOTH Joel	8:00	3.5	3		1				1
7	REGIER Jason	8:00	0.5							
8	HOGSETT Scott		1.0							
* 9	SPRINGER Nick	8:00	2.0	2			4			
* 10	GROULX Will	16:00	2.0	6		1				1
* 11	COHN Andy	8:00	2.0			4				
<b>TEAM TOTALS</b>				15		6	5	1		3

Coach GUMBERT James  
Assistant Coach SUHR Edward

### GBR - Great Britain

No.	Name	Min	Class. Pts	Goals	PT	AS	AB	TO	ST	EX
1	SEHMI Mandip		2.5							
2	COGGAN Jonathan		0.5							
3	PALMER Steven	6:55	1.5	2				1		2
4	SHAW Paul		1.0							
* 5	HUSSAIN Bulbul	5:25	1.0				1			
* 6	MORRISON Ross	12:20	2.5	1		5		2		
7	ROBERTS Jason	10:35	1.5			1	2			
* 8	COLLINS Troye	16:00	2.5	7		2				
9	FRISHBERG Justin		2.0							
10	BARROW Andrew	3:40	2.0				1			
* 11	ASH Alan	9:05	2.0	4		3	1			
12	PEARSON Josie		1.5							
<b>TEAM TOTALS</b>				14		11	5	3		2

Coach O' CONNOR Mark Edward

Legend:	AB	AS	Class. Pts
* = starting line up	Assist Block	Assist Pass	Classification Points
EX Exclusions	Min Minutes	No. Bib Number	PT Penalties
ST Steals	TO Turnovers		



## RESULTS

比赛成绩

Match No: 15

USA 35 - 32 GBR

Start Time: 18:00

Referees: BRIERE Gilles (CAN)  
BRIERE Pierre-Alexandre (CAN)

Commissioner: CORSON Jonathan (NZL)

	P1	P2	P3	P4
USA	8	7	10	10
GBR	9	5	10	8

### USA - United States

No.	Name	Min	Class. Pts	Goals	PT	AS	AB	TO	ST	EX
1	SUMNER Chance	0:57	3.0	1						
2	McBRIDE Seth	12:44	2.0	3			1			
3	ZUPAN Mark	4:12	3.0	2		1				
* 4	KIRKLAND Bryan (C)	19:39	2.0	5		3	1	1	1	1
5	LYDUCH Norm	0:51	1.0							
6	WILMOTH Joel	8:00	3.5	3		1				1
7	REGIER Jason	8:11	0.5							
8	HOGSETT Scott	4:15	1.0							
* 9	SPRINGER Nick	14:34	2.0	3		1	8			
* 10	GROULX Will	29:58	2.0	13		3				2
* 11	COHN Andy	22:48	2.0	5		7	3	1		
<b>TEAM TOTALS</b>				35		16	13	2	1	4

Coach GUMBERT James  
Assistant Coach SUHR Edward

### GBR - Great Britain

No.	Name	Min	Class. Pts	Goals	PT	AS	AB	TO	ST	EX
1	SEHMI Mandip		2.5							
2	COGGAN Jonathan		0.5							
3	PALMER Steven	9:52	1.5	2			1	1		2
4	SHAW Paul		1.0							
* 5	HUSSAIN Bulbul	5:25	1.0				1			
* 6	MORRISON Ross	15:14	2.5	3		5		2		1
7	ROBERTS Jason	26:35	1.5	3		1	7	1		
* 8	COLLINS Troye	32:00	2.5	14		4	2	1	1	
9	FRISHBERG Justin		2.0							
10	BARROW Andrew	16:43	2.0	1			5			1
* 11	ASH Alan	22:08	2.0	9		7	2	1		2
12	PEARSON Josie		1.5							
<b>TEAM TOTALS</b>				32		17	18	6	1	6

Coach O' CONNOR Mark Edward

Legend:	AB	AS	Class. Pts
* = starting line up	Assist Block	Assist Pass	Classification Points
EX Exclusions	Min Minutes	No. Bib Number	PT Penalties
ST Steals	TO Turnovers		



## START LIST

首发名单

Match No: 16

AUS - CAN

Start Time: 20:00

Referees: BRIERE Gilles (CAN)  
BRIERE Pierre-Alexandre (CAN)

Commissioner: CORSON Jonathan (NZL)

### AUS - Australia

No.	Name	Sport Class	Age	GPG	PPG	APPG	ABPG	TOPG	STPG	MPG	AUS Played	
1	HUCKS George	3.0	40	2.7		1.3	0.3	0.7			Prelim. GER 47 - 36	
2	ERDEM Nazim	0.5	38			0.7	1.7				Prelim. NZL 39 - 38	
3	BATT Ryley	3.5	19	24.3		4.0	0.7	2.0	2.7		Prelim. GBR 43 - 37	
4	CARR Cameron	2.0	31	1.0		0.3	1.7	0.3				
5	BRAND Shane	1.5	35	0.3		0.3						
6	VITALE Scott	2.0	23	2.3		2.3	1.7	0.7	0.7			
7	BOXALL Grant	2.5	32	1.3		0.3	0.3					
8	ALMAN Bryce	2.0	32	1.7		2.7	0.3	0.7				
11	SCOTT Ryan	0.5	26	0.3								
12	PORTER Steve (C)	2.5	38	2.3		1.0		0.7				
13	SMITH Greg	2.0	41	6.7		0.7	4.3	0.7	0.7			
<b>TEAM AVERAGE</b>			32.3									

Coach DUBBERLEY Brad  
Assistant Coach DOIDGE Robert

### CAN - Canada

No.	Name	Sport Class	Age	GPG	PPG	APPG	ABPG	TOPG	STPG	MPG	CAN Played	
1	PARADIS Daniel	0.5	47				1.3				Prelim. JPN 48 - 40	
2	CRONE Jason	1.5	21	1.3			0.3	0.3			Prelim. CHN 57 - 25	
4	SCHMUTZ Erika	1.5	35	1.0		0.3	0.7		0.3		Prelim. USA 32 - 37	
5	HICKLING Garett	3.5	37	4.3		2.3	0.3	0.7	0.7			
6	CHAN Ian	3.0	31	5.7	0.3	2.3						
8	WHITEHEAD Mike	3.0	32	7.7	0.3	3.3	1.0	1.0	0.7			
9	LUANGKHAMDENG Say	2.0	31	5.3		3.7	1.0	1.0	0.7			
10	HIRSCHFIELD Trevor	1.0	24	1.3			0.7					
11	LAVOIE Fabien	3.0	27	9.3		2.0	0.7	0.3	0.7			
13	FUNK Jared	0.5	34				0.3					
14	WILLSIE David (C)	2.0	40	6.7	0.3	0.7	0.7	1.0	0.7			
15	SIMARD Patrice	1.5	29	3.0		0.7	3.3		0.7			
<b>TEAM AVERAGE</b>			32.3									

Coach LABRECQUE Benoit  
Assistant Coach DISPALTRO Marco  
Assistant Coach FROST Adam

<b>Legend:</b>							
ABPG	Assist by Block per game	APPG	Assist by Pass per game	GPG	Goals per game	MPG	Minutes per game
No.	Bib Number	PPG	Penalties per game	STPG	Steals per game	TOPG	Turnovers per game



## START LIST

首发名单

Match No: 16

AUS - CAN

Start Time: 20:00

Referees: ROBERTS Darren (USA)  
WASHBOURN Philip (NZL)

Commissioner: CORSON Jonathan (NZL)

### AUS - Australia

No.	Name	Sport Class	Age	GPG	PPG	APPG	ABPG	TOPG	STPG	MPG	AUS Played
1	HUCKS George	3.0	40	2.7		1.3	0.3	0.7			Prelim. GER 47 - 36
2	ERDEM Nazim	0.5	38			0.7	1.7				Prelim. NZL 39 - 38
3	BATT Ryley	3.5	19	24.3		4.0	0.7	2.0	2.7		Prelim. GBR 43 - 37
4	CARR Cameron	2.0	31	1.0		0.3	1.7	0.3			
5	BRAND Shane	1.5	35	0.3		0.3					
6	VITALE Scott	2.0	23	2.3		2.3	1.7	0.7	0.7		
7	BOXALL Grant	2.5	32	1.3		0.3	0.3				
8	ALMAN Bryce	2.0	32	1.7		2.7	0.3	0.7			
11	SCOTT Ryan	0.5	26	0.3							
12	PORTER Steve (C)	2.5	38	2.3		1.0		0.7			
13	SMITH Greg	2.0	41	6.7		0.7	4.3	0.7	0.7		
<b>TEAM AVERAGE</b>			32.3								

Coach DUBBERLEY Brad  
Assistant Coach DOIDGE Robert

### CAN - Canada

No.	Name	Sport Class	Age	GPG	PPG	APPG	ABPG	TOPG	STPG	MPG	CAN Played
1	PARADIS Daniel	0.5	47				1.3				Prelim. JPN 48 - 40
2	CRONE Jason	1.5	21	1.3			0.3	0.3			Prelim. CHN 57 - 25
4	SCHMUTZ Erika	1.5	35	1.0		0.3	0.7		0.3		Prelim. USA 32 - 37
5	HICKLING Garett	3.5	37	4.3		2.3	0.3	0.7	0.7		
6	CHAN Ian	3.0	31	5.7	0.3	2.3					
8	WHITEHEAD Mike	3.0	32	7.7	0.3	3.3	1.0	1.0	0.7		
9	LUANGKHAMDENG Say	2.0	31	5.3		3.7	1.0	1.0	0.7		
10	HIRSCHFIELD Trevor	1.0	24	1.3			0.7				
11	LAVOIE Fabien	3.0	27	9.3		2.0	0.7	0.3	0.7		
13	FUNK Jared	0.5	34				0.3				
14	WILLSIE David (C)	2.0	40	6.7	0.3	0.7	0.7	1.0	0.7		
15	SIMARD Patrice	1.5	29	3.0		0.7	3.3		0.7		
<b>TEAM AVERAGE</b>			32.3								

Coach LABRECQUE Benoit  
Assistant Coach DISPALTRO Marco  
Assistant Coach FROST Adam

<b>Legend:</b>							
ABPG	Assist by Block per game	APPG	Assist by Pass per game	GPG	Goals per game	MPG	Minutes per game
No.	Bib Number	PPG	Penalties per game	STPG	Steals per game	TOPG	Turnovers per game



## PLAY BY PLAY

比赛进程

Match No: 16

AUS 16 - 17 CAN

Start Time: 20:00

Referees: ROBERTS Darren (USA)  
WASHBOURN Philip (NZL)

Commissioner: CORSON Jonathan (NZL)

	P1	P2	P3	P4
AUS	7	9		
CAN	9	8		

Time	Score	AUS	Action	CAN	Time	Score	AUS	Action	CAN
<b>Period 1</b>					<b>Period 1</b>				
8:00		2 - ERDEM N	In		0:01			Assist Pass	6 - CHAN I
8:00		3 - BATT R	In		0:01	7 - 9		Goal	15 - SIMARD P
8:00		8 - ALMAN B	In		<b>Period 2</b>				
8:00		13 - SMITH G	In		8:00		2 - ERDEM N	In	
8:00			In	1 - PARADIS D	8:00		3 - BATT R	In	
8:00			In	8 - WHITEHEAD	8:00		4 - CARR C	In	
8:00			In	11 - LAVOIE F	8:00		6 - VITALE S	In	
8:00			In	15 - SIMARD P	8:00			In	1 - PARADIS D
7:51		3 - BATT R	Turnover		8:00			In	6 - CHAN I
7:31	0 - 1		Goal	11 - LAVOIE F	8:00			In	8 - WHITEHEAD
7:17	1 - 1	3 - BATT R	Goal		8:00			In	15 - SIMARD P
6:57			Timeout	8 - WHITEHEAD	7:55	8 - 9	3 - BATT R	Goal	
6:49	1 - 2		Goal	8 - WHITEHEAD	6:44			Assist Pass	8 - WHITEHEAD
6:45		3 - BATT R	Turnover		6:44	8 - 10		Goal	6 - CHAN I
6:42	1 - 3		Goal	8 - WHITEHEAD	6:32		4 - CARR C	Assist Pass	
6:42	2 - 3	3 - BATT R	Goal		6:32	9 - 10	6 - VITALE S	Goal	
6:36			Assist Block	1 - PARADIS D	6:29			Assist Pass	6 - CHAN I
5:30	2 - 4		Goal	8 - WHITEHEAD	6:29	9 - 11		Goal	8 - WHITEHEAD
5:15		8 - ALMAN B	Assist Block		6:13		2 - ERDEM N	Assist Block	
5:15	3 - 4	3 - BATT R	Goal		6:12	10 - 11	3 - BATT R	Goal	
5:10			Turnover	15 - SIMARD P	6:07	10 - 12		Goal	8 - WHITEHEAD
5:07		13 - SMITH G	Steal		6:06		2 - ERDEM N	Turnover	
5:01		13 - SMITH G	Assist Block		5:58	10 - 13		Goal	8 - WHITEHEAD
5:01	4 - 4	3 - BATT R	Goal		5:48		3 - BATT R	Assist Pass	
4:40			Assist Block	15 - SIMARD P	5:46	11 - 13	6 - VITALE S	Goal	
4:40	4 - 5		Goal	11 - LAVOIE F	5:34			Timeout	6 - CHAN I
4:34	5 - 5	3 - BATT R	Goal		5:34		2 - ERDEM N	Out	
4:18		3 - BATT R	Exclusion		5:34		11 - SCOTT R	In	
4:18			Out	8 - WHITEHEAD	5:09			Assist Pass	8 - WHITEHEAD
4:18			In	6 - CHAN I	5:09	11 - 14		Goal	6 - CHAN I
3:11	5 - 6		Goal	11 - LAVOIE F	5:03		4 - CARR C	Turnover	
2:49		13 - SMITH G	Assist Block		5:03			Steal	8 - WHITEHEAD
2:49	6 - 6	3 - BATT R	Goal		4:30		4 - CARR C	Exclusion	
1:55	6 - 7		Goal	6 - CHAN I	4:07	11 - 15		Goal	8 - WHITEHEAD
1:50		8 - ALMAN B	Turnover		3:55		3 - BATT R	Assist Pass	
1:50			Steal	6 - CHAN I	3:55	12 - 15	6 - VITALE S	Goal	
1:47	6 - 8		Goal	6 - CHAN I	3:39			Turnover	1 - PARADIS D
1:34		3 - BATT R	Assist Pass		3:39			Out	8 - WHITEHEAD
1:33	7 - 8	13 - SMITH G	Goal		3:39		6 - VITALE S	Out	





## PLAY BY PLAY

比赛进程

Time	Score	AUS	Action	CAN
<b>Period 2</b>				
3:39		1 - HUCKS G	In	
3:39		4 - CARR C	Out	
3:39		12 - PORTER S	In	
3:39			In	11 - LAVOIE F
3:36	13 - 15	1 - HUCKS G	Goal	
3:32		3 - BATT R	Out	
3:32		6 - VITALE S	In	
3:25			Assist Pass	6 - CHAN I
3:25	13 - 16		Goal	15 - SIMARD P
3:17		12 - PORTER S	Timeout	
2:58	14 - 16	1 - HUCKS G	Goal	
2:45		11 - SCOTT R	Exclusion	
2:03	14 - 17		Goal	11 - LAVOIE F
1:52	15 - 17	1 - HUCKS G	Goal	
1:43		12 - PORTER S	Out	
1:43		1 - HUCKS G	Out	
1:43		3 - BATT R	In	
1:43		8 - ALMAN B	In	
0:25			Turnover	6 - CHAN I
0:23		3 - BATT R	Steal	
0:07	16 - 17	3 - BATT R	Goal	
0:02			Turnover	11 - LAVOIE F



## PLAY BY PLAY

比赛进程

Match No: 16

AUS 37 - 37 CAN

Start Time: 20:00

Referees: ROBERTS Darren (USA)  
WASHBOURN Philip (NZL)

Commissioner: CORSON Jonathan (NZL)

	P1	P2	P3	P4
AUS	7	9	13	8
CAN	9	8	12	8

Time	Score	AUS	Action	CAN	Time	Score	AUS	Action	CAN
<b>Period 1</b>					<b>Period 1</b>				
8:00		2 - ERDEM N	In		0:01			Assist Pass	6 - CHAN I
8:00		3 - BATT R	In		0:01	7 - 9		Goal	15 - SIMARD P
8:00		8 - ALMAN B	In		<b>Period 2</b>				
8:00		13 - SMITH G	In		8:00		2 - ERDEM N	In	
8:00			In	1 - PARADIS D	8:00		3 - BATT R	In	
8:00			In	8 - WHITEHEAD	8:00		4 - CARR C	In	
8:00			In	11 - LAVOIE F	8:00		6 - VITALE S	In	
8:00			In	15 - SIMARD P	8:00			In	1 - PARADIS D
7:51		3 - BATT R	Turnover		8:00			In	6 - CHAN I
7:31	0 - 1		Goal	11 - LAVOIE F	8:00			In	8 - WHITEHEAD
7:17	1 - 1	3 - BATT R	Goal		8:00			In	15 - SIMARD P
6:57			Timeout	8 - WHITEHEAD	7:55	8 - 9	3 - BATT R	Goal	
6:49	1 - 2		Goal	8 - WHITEHEAD	6:44			Assist Pass	8 - WHITEHEAD
6:45		3 - BATT R	Turnover		6:44	8 - 10		Goal	6 - CHAN I
6:42	1 - 3		Goal	8 - WHITEHEAD	6:32		4 - CARR C	Assist Pass	
6:42	2 - 3	3 - BATT R	Goal		6:32	9 - 10	6 - VITALE S	Goal	
6:36			Assist Block	1 - PARADIS D	6:29			Assist Pass	6 - CHAN I
5:30	2 - 4		Goal	8 - WHITEHEAD	6:29	9 - 11		Goal	8 - WHITEHEAD
5:15		8 - ALMAN B	Assist Block		6:13		2 - ERDEM N	Assist Block	
5:15	3 - 4	3 - BATT R	Goal		6:12	10 - 11	3 - BATT R	Goal	
5:10			Turnover	15 - SIMARD P	6:07	10 - 12		Goal	8 - WHITEHEAD
5:07		13 - SMITH G	Steal		6:06		2 - ERDEM N	Turnover	
5:01		13 - SMITH G	Assist Block		5:58	10 - 13		Goal	8 - WHITEHEAD
5:01	4 - 4	3 - BATT R	Goal		5:48		3 - BATT R	Assist Pass	
4:40			Assist Block	15 - SIMARD P	5:46	11 - 13	6 - VITALE S	Goal	
4:40	4 - 5		Goal	11 - LAVOIE F	5:34			Timeout	6 - CHAN I
4:34	5 - 5	3 - BATT R	Goal		5:34		2 - ERDEM N	Out	
4:18		3 - BATT R	Exclusion		5:34		11 - SCOTT R	In	
4:18			Out	8 - WHITEHEAD	5:09			Assist Pass	8 - WHITEHEAD
4:18			In	6 - CHAN I	5:09	11 - 14		Goal	6 - CHAN I
3:11	5 - 6		Goal	11 - LAVOIE F	5:03		4 - CARR C	Turnover	
2:49		13 - SMITH G	Assist Block		5:03			Steal	8 - WHITEHEAD
2:49	6 - 6	3 - BATT R	Goal		4:30		4 - CARR C	Exclusion	
1:55	6 - 7		Goal	6 - CHAN I	4:07	11 - 15		Goal	8 - WHITEHEAD
1:50		8 - ALMAN B	Turnover		3:55		3 - BATT R	Assist Pass	
1:50			Steal	6 - CHAN I	3:55	12 - 15	6 - VITALE S	Goal	
1:47	6 - 8		Goal	6 - CHAN I	3:39			Turnover	1 - PARADIS D
1:34		3 - BATT R	Assist Pass		3:39			Out	8 - WHITEHEAD
1:33	7 - 8	13 - SMITH G	Goal		3:39		6 - VITALE S	Out	



## PLAY BY PLAY

比赛进程

Time	Score	AUS	Action	CAN	Time	Score	AUS	Action	CAN
<b>Period 2</b>					<b>Period 3</b>				
3:39		1 - HUCKS G	In		4:21			Assist Pass	6 - CHAN I
3:39		4 - CARR C	Out		4:21	21 - 22		Goal	15 - SIMARD P
3:39		12 - PORTER S	In		4:09		8 - ALMAN B	Assist Pass	
3:39			In	11 - LAVOIE F	4:05	22 - 22	3 - BATT R	Goal	
3:36	13 - 15	1 - HUCKS G	Goal		3:51	22 - 23		Goal	6 - CHAN I
3:32		3 - BATT R	Out		3:34		8 - ALMAN B	Assist Block	
3:32		6 - VITALE S	In		3:34	23 - 23	6 - VITALE S	Goal	
3:25			Assist Pass	6 - CHAN I	3:26	23 - 24		Goal	11 - LAVOIE F
3:25	13 - 16		Goal	15 - SIMARD P	3:22	24 - 24	6 - VITALE S	Goal	
3:17		12 - PORTER S	Timeout		3:03			Assist Pass	6 - CHAN I
2:58	14 - 16	1 - HUCKS G	Goal		3:03	24 - 25		Goal	15 - SIMARD P
2:45		11 - SCOTT R	Exclusion		2:55		3 - BATT R	Assist Pass	
2:03	14 - 17		Goal	11 - LAVOIE F	2:55	25 - 25	6 - VITALE S	Goal	
1:52	15 - 17	1 - HUCKS G	Goal		2:51			Turnover	15 - SIMARD P
1:43		12 - PORTER S	Out		2:47		2 - ERDEM N	Assist Pass	
1:43		1 - HUCKS G	Out		2:47	26 - 25	6 - VITALE S	Goal	
1:43		3 - BATT R	In		2:32			Assist Pass	6 - CHAN I
1:43		8 - ALMAN B	In		2:32	26 - 26		Goal	15 - SIMARD P
0:25			Turnover	6 - CHAN I	2:32			Exclusion	6 - CHAN I
0:23		3 - BATT R	Steal		2:32			Out	11 - LAVOIE F
0:07	16 - 17	3 - BATT R	Goal		2:32			In	8 - WHITEHEAD
0:02			Turnover	11 - LAVOIE F	2:19	27 - 26	6 - VITALE S	Goal	
<b>Period 3</b>					<b>Period 4</b>				
8:00		2 - ERDEM N	In		2:00			Assist Pass	6 - CHAN I
8:00		3 - BATT R	In		2:00	27 - 27		Goal	15 - SIMARD P
8:00		6 - VITALE S	In		1:51	28 - 27	3 - BATT R	Goal	
8:00		8 - ALMAN B	In		1:37			Assist Pass	6 - CHAN I
8:00			In	1 - PARADIS D	1:37	28 - 28		Goal	8 - WHITEHEAD
8:00			In	8 - WHITEHEAD	1:37		8 - ALMAN B	Out	
8:00			In	11 - LAVOIE F	1:37		13 - SMITH G	In	
8:00			In	15 - SIMARD P	1:23		6 - VITALE S	Timeout	
7:01	16 - 18		Goal	11 - LAVOIE F	1:13		13 - SMITH G	Assist Block	
6:50		8 - ALMAN B	Assist Pass		1:11	29 - 28	6 - VITALE S	Goal	
6:50	17 - 18	3 - BATT R	Goal		0:50		6 - VITALE S	Exclusion	
6:42	17 - 19		Goal	11 - LAVOIE F	0:02			Assist Pass	6 - CHAN I
6:29	18 - 19	3 - BATT R	Goal		0:02	29 - 29		Goal	15 - SIMARD P
6:00	18 - 20		Goal	8 - WHITEHEAD	<b>Period 4</b>				
5:49		6 - VITALE S	Assist Block		8:00		2 - ERDEM N	In	
5:49	19 - 20	3 - BATT R	Goal		8:00		3 - BATT R	In	
5:34			Assist Pass	11 - LAVOIE F	8:00		4 - CARR C	In	
5:34	19 - 21		Goal	15 - SIMARD P	8:00		13 - SMITH G	In	
5:24		8 - ALMAN B	Assist Pass		8:00			In	6 - CHAN I
5:24	20 - 21	3 - BATT R	Goal		8:00			In	8 - WHITEHEAD
5:09			Turnover	11 - LAVOIE F	8:00			In	13 - FUNK J
4:36	21 - 21	3 - BATT R	Goal		8:00			In	15 - SIMARD P
4:36			Out	8 - WHITEHEAD	7:52			Assist Block	6 - CHAN I
4:36			In	6 - CHAN I	7:52	29 - 30		Goal	8 - WHITEHEAD
					7:17		4 - CARR C	Assist Pass	



## PLAY BY PLAY

比赛进程

Time	Score	AUS	Action	CAN
<b>Period 4</b>				
7:17	30 - 30	13 - SMITH G	Goal	
6:58			Turnover	15 - SIMARD P
6:42		4 - CARR C	Exclusion	
6:39		3 - BATT R	Turnover	
6:39		2 - ERDEM N	Exclusion	
6:22	30 - 31		Goal	8 - WHITEHEAD
6:22		4 - CARR C	Out	
6:22		8 - ALMAN B	In	
5:42		8 - ALMAN B	Assist Pass	
5:42	31 - 31	13 - SMITH G	Goal	
5:35			Turnover	8 - WHITEHEAD
5:29	32 - 31	3 - BATT R	Goal	
5:10	32 - 32		Goal	8 - WHITEHEAD
4:59		13 - SMITH G	Assist Block	
4:56	33 - 32	3 - BATT R	Goal	
4:13			Out	8 - WHITEHEAD
4:13			In	11 - LAVOIE F
4:13			Out	6 - CHAN I
4:13			In	8 - WHITEHEAD
3:59	33 - 33		Goal	8 - WHITEHEAD
3:51		13 - SMITH G	Assist Pass	
3:51	34 - 33	3 - BATT R	Goal	
3:39	34 - 34		Goal	11 - LAVOIE F
3:30		13 - SMITH G	Assist Pass	
3:30	35 - 34	3 - BATT R	Goal	
3:20			Timeout	11 - LAVOIE F
2:58			Assist Block	15 - SIMARD P
2:58	35 - 35		Goal	11 - LAVOIE F
2:41		8 - ALMAN B	Timeout	
2:39			Exclusion	8 - WHITEHEAD
2:31	36 - 35	13 - SMITH G	Goal	
2:19			Timeout	11 - LAVOIE F
2:03			Assist Pass	8 - WHITEHEAD
2:03	36 - 36		Goal	15 - SIMARD P
1:51		13 - SMITH G	Assist Block	
1:51	37 - 36	3 - BATT R	Goal	
1:38		3 - BATT R	Exclusion	
0:06	37 - 37		Goal	11 - LAVOIE F
0:06		8 - ALMAN B	Timeout	



## PLAY BY PLAY

比赛进程

Match No: 16

AUS 41 - 40 CAN

Start Time: 20:00

Referees: ROBERTS Darren (USA)  
WASHBOURN Philip (NZL)

Commissioner: CORSON Jonathan (NZL)

	P1	P2	P3	P4	OT
AUS	7	9	13	8	4
CAN	9	8	12	8	3

Time	Score	AUS	Action	CAN	Time	Score	AUS	Action	CAN
<b>Period 1</b>					<b>Period 1</b>				
8:00		2 - ERDEM N	In		0:01			Assist Pass	6 - CHAN I
8:00		3 - BATT R	In		0:01	7 - 9		Goal	15 - SIMARD P
8:00		8 - ALMAN B	In		<b>Period 2</b>				
8:00		13 - SMITH G	In		8:00		2 - ERDEM N	In	
8:00			In	1 - PARADIS D	8:00		3 - BATT R	In	
8:00			In	8 - WHITEHEAD	8:00		4 - CARR C	In	
8:00			In	11 - LAVOIE F	8:00		6 - VITALE S	In	
8:00			In	15 - SIMARD P	8:00			In	1 - PARADIS D
7:51		3 - BATT R	Turnover		8:00			In	6 - CHAN I
7:31	0 - 1		Goal	11 - LAVOIE F	8:00			In	8 - WHITEHEAD
7:17	1 - 1	3 - BATT R	Goal		8:00			In	15 - SIMARD P
6:57			Timeout	8 - WHITEHEAD	7:55	8 - 9	3 - BATT R	Goal	
6:49	1 - 2		Goal	8 - WHITEHEAD	6:44			Assist Pass	8 - WHITEHEAD
6:45		3 - BATT R	Turnover		6:44	8 - 10		Goal	6 - CHAN I
6:42	1 - 3		Goal	8 - WHITEHEAD	6:32		4 - CARR C	Assist Pass	
6:42	2 - 3	3 - BATT R	Goal		6:32	9 - 10	6 - VITALE S	Goal	
6:36			Assist Block	1 - PARADIS D	6:29			Assist Pass	6 - CHAN I
5:30	2 - 4		Goal	8 - WHITEHEAD	6:29	9 - 11		Goal	8 - WHITEHEAD
5:15		8 - ALMAN B	Assist Block		6:13		2 - ERDEM N	Assist Block	
5:15	3 - 4	3 - BATT R	Goal		6:12	10 - 11	3 - BATT R	Goal	
5:10			Turnover	15 - SIMARD P	6:07	10 - 12		Goal	8 - WHITEHEAD
5:07		13 - SMITH G	Steal		6:06		2 - ERDEM N	Turnover	
5:01		13 - SMITH G	Assist Block		5:58	10 - 13		Goal	8 - WHITEHEAD
5:01	4 - 4	3 - BATT R	Goal		5:48		3 - BATT R	Assist Pass	
4:40			Assist Block	15 - SIMARD P	5:46	11 - 13	6 - VITALE S	Goal	
4:40	4 - 5		Goal	11 - LAVOIE F	5:34			Timeout	6 - CHAN I
4:34	5 - 5	3 - BATT R	Goal		5:34		2 - ERDEM N	Out	
4:18		3 - BATT R	Exclusion		5:34		11 - SCOTT R	In	
4:18			Out	8 - WHITEHEAD	5:09			Assist Pass	8 - WHITEHEAD
4:18			In	6 - CHAN I	5:09	11 - 14		Goal	6 - CHAN I
3:11	5 - 6		Goal	11 - LAVOIE F	5:03		4 - CARR C	Turnover	
2:49		13 - SMITH G	Assist Block		5:03			Steal	8 - WHITEHEAD
2:49	6 - 6	3 - BATT R	Goal		4:30		4 - CARR C	Exclusion	
1:55	6 - 7		Goal	6 - CHAN I	4:07	11 - 15		Goal	8 - WHITEHEAD
1:50		8 - ALMAN B	Turnover		3:55		3 - BATT R	Assist Pass	
1:50			Steal	6 - CHAN I	3:55	12 - 15	6 - VITALE S	Goal	
1:47	6 - 8		Goal	6 - CHAN I	3:39			Turnover	1 - PARADIS D
1:34		3 - BATT R	Assist Pass		3:39			Out	8 - WHITEHEAD
1:33	7 - 8	13 - SMITH G	Goal		3:39		6 - VITALE S	Out	



## PLAY BY PLAY

比赛进程

Time	Score	AUS	Action	CAN	Time	Score	AUS	Action	CAN
<b>Period 2</b>					<b>Period 3</b>				
3:39		1 - HUCKS G	In		4:21			Assist Pass	6 - CHAN I
3:39		4 - CARR C	Out		4:21	21 - 22		Goal	15 - SIMARD P
3:39		12 - PORTER S	In		4:09		8 - ALMAN B	Assist Pass	
3:39			In	11 - LAVOIE F	4:05	22 - 22	3 - BATT R	Goal	
3:36	13 - 15	1 - HUCKS G	Goal		3:51	22 - 23		Goal	6 - CHAN I
3:32		3 - BATT R	Out		3:34		8 - ALMAN B	Assist Block	
3:32		6 - VITALE S	In		3:34	23 - 23	6 - VITALE S	Goal	
3:25			Assist Pass	6 - CHAN I	3:26	23 - 24		Goal	11 - LAVOIE F
3:25	13 - 16		Goal	15 - SIMARD P	3:22	24 - 24	6 - VITALE S	Goal	
3:17		12 - PORTER S	Timeout		3:03			Assist Pass	6 - CHAN I
2:58	14 - 16	1 - HUCKS G	Goal		3:03	24 - 25		Goal	15 - SIMARD P
2:45		11 - SCOTT R	Exclusion		2:55		3 - BATT R	Assist Pass	
2:03	14 - 17		Goal	11 - LAVOIE F	2:55	25 - 25	6 - VITALE S	Goal	
1:52	15 - 17	1 - HUCKS G	Goal		2:51			Turnover	15 - SIMARD P
1:43		12 - PORTER S	Out		2:47		2 - ERDEM N	Assist Pass	
1:43		1 - HUCKS G	Out		2:47	26 - 25	6 - VITALE S	Goal	
1:43		3 - BATT R	In		2:32			Assist Pass	6 - CHAN I
1:43		8 - ALMAN B	In		2:32	26 - 26		Goal	15 - SIMARD P
0:25			Turnover	6 - CHAN I	2:32			Exclusion	6 - CHAN I
0:23		3 - BATT R	Steal		2:32			Out	11 - LAVOIE F
0:07	16 - 17	3 - BATT R	Goal		2:32			In	8 - WHITEHEAD
0:02			Turnover	11 - LAVOIE F	2:19	27 - 26	6 - VITALE S	Goal	
<b>Period 3</b>					<b>Period 4</b>				
8:00		2 - ERDEM N	In		2:00			Assist Pass	6 - CHAN I
8:00		3 - BATT R	In		2:00	27 - 27		Goal	15 - SIMARD P
8:00		6 - VITALE S	In		1:51	28 - 27	3 - BATT R	Goal	
8:00		8 - ALMAN B	In		1:37			Assist Pass	6 - CHAN I
8:00			In	1 - PARADIS D	1:37	28 - 28		Goal	8 - WHITEHEAD
8:00			In	8 - WHITEHEAD	1:37		8 - ALMAN B	Out	
8:00			In	11 - LAVOIE F	1:37		13 - SMITH G	In	
8:00			In	15 - SIMARD P	1:23		6 - VITALE S	Timeout	
7:01	16 - 18		Goal	11 - LAVOIE F	1:13		13 - SMITH G	Assist Block	
6:50		8 - ALMAN B	Assist Pass		1:11	29 - 28	6 - VITALE S	Goal	
6:50	17 - 18	3 - BATT R	Goal		0:50		6 - VITALE S	Exclusion	
6:42	17 - 19		Goal	11 - LAVOIE F	0:02			Assist Pass	6 - CHAN I
6:29	18 - 19	3 - BATT R	Goal		0:02	29 - 29		Goal	15 - SIMARD P
6:00	18 - 20		Goal	8 - WHITEHEAD	<b>Period 4</b>				
5:49		6 - VITALE S	Assist Block		8:00		2 - ERDEM N	In	
5:49	19 - 20	3 - BATT R	Goal		8:00		3 - BATT R	In	
5:34			Assist Pass	11 - LAVOIE F	8:00		4 - CARR C	In	
5:34	19 - 21		Goal	15 - SIMARD P	8:00		13 - SMITH G	In	
5:24		8 - ALMAN B	Assist Pass		8:00			In	6 - CHAN I
5:24	20 - 21	3 - BATT R	Goal		8:00			In	8 - WHITEHEAD
5:09			Turnover	11 - LAVOIE F	8:00			In	13 - FUNK J
4:36	21 - 21	3 - BATT R	Goal		8:00			In	15 - SIMARD P
4:36			Out	8 - WHITEHEAD	7:52			Assist Block	6 - CHAN I
4:36			In	6 - CHAN I	7:52	29 - 30		Goal	8 - WHITEHEAD
					7:17		4 - CARR C	Assist Pass	



## PLAY BY PLAY

比赛进程

Time	Score	AUS	Action	CAN	Time	Score	AUS	Action	CAN
<b>Period 4</b>					<b>Overtime 1</b>				
7:17	30 - 30	13 - SMITH G	Goal		3:00			In	15 - SIMARD P
6:58			Turnover	15 - SIMARD P	2:54	37 - 38		Goal	11 - LAVOIE F
6:42		4 - CARR C	Exclusion		2:39	38 - 38	3 - BATT R	Goal	
6:39		3 - BATT R	Turnover		2:25	38 - 39		Goal	11 - LAVOIE F
6:39		2 - ERDEM N	Exclusion		2:09			Exclusion	8 - WHITEHEAD
6:22	30 - 31		Goal	8 - WHITEHEAD	2:07		8 - ALMAN B	Assist Pass	
6:22		4 - CARR C	Out		2:07	39 - 39	13 - SMITH G	Goal	
6:22		8 - ALMAN B	In		1:57			Assist Block	15 - SIMARD P
5:42		8 - ALMAN B	Assist Pass		1:57	39 - 40		Goal	11 - LAVOIE F
5:42	31 - 31	13 - SMITH G	Goal		1:46			Exclusion	11 - LAVOIE F
5:35			Turnover	8 - WHITEHEAD	1:26	40 - 40	8 - ALMAN B	Goal	
5:29	32 - 31	3 - BATT R	Goal		0:35			Turnover	8 - WHITEHEAD
5:10	32 - 32		Goal	8 - WHITEHEAD	0:32		8 - ALMAN B	Steal	
4:59		13 - SMITH G	Assist Block		0:07	41 - 40	3 - BATT R	Goal	
4:56	33 - 32	3 - BATT R	Goal		0:01			Timeout	11 - LAVOIE F
4:13			Out	8 - WHITEHEAD					
4:13			In	11 - LAVOIE F					
4:13			Out	6 - CHAN I					
4:13			In	8 - WHITEHEAD					
3:59	33 - 33		Goal	8 - WHITEHEAD					
3:51		13 - SMITH G	Assist Pass						
3:51	34 - 33	3 - BATT R	Goal						
3:39	34 - 34		Goal	11 - LAVOIE F					
3:30		13 - SMITH G	Assist Pass						
3:30	35 - 34	3 - BATT R	Goal						
3:20			Timeout	11 - LAVOIE F					
2:58			Assist Block	15 - SIMARD P					
2:58	35 - 35		Goal	11 - LAVOIE F					
2:41		8 - ALMAN B	Timeout						
2:39			Exclusion	8 - WHITEHEAD					
2:31	36 - 35	13 - SMITH G	Goal						
2:19			Timeout	11 - LAVOIE F					
2:03			Assist Pass	8 - WHITEHEAD					
2:03	36 - 36		Goal	15 - SIMARD P					
1:51		13 - SMITH G	Assist Block						
1:51	37 - 36	3 - BATT R	Goal						
1:38		3 - BATT R	Exclusion						
0:06	37 - 37		Goal	11 - LAVOIE F					
0:06		8 - ALMAN B	Timeout						
<b>Overtime 1</b>									
3:00		2 - ERDEM N	In						
3:00		3 - BATT R	In						
3:00		8 - ALMAN B	In						
3:00		13 - SMITH G	In						
3:00			In	8 - WHITEHEAD					
3:00			In	11 - LAVOIE F					
3:00			In	13 - FUNK J					



## RESULTS

比赛成绩

Match No: 16

**AUS 16 - 17 CAN**

Start Time: 20:00

**Referees:** ROBERTS Darren (USA)  
WASHBOURN Philip (NZL)

**Commissioner:** CORSON Jonathan (NZL)

	P1	P2	P3	P4
<b>AUS</b>	7	9		
<b>CAN</b>	9	8		

### AUS - Australia

No.	Name	Min	Class. Pts	Goals	PT	AS	AB	TO	ST	EX
1	HUCKS George	1:56	3.0	3						
* 2	ERDEM Nazim	10:26	0.5				1	1		
* 3	BATT Ryley	14:11	3.5	9		3		2	1	1
4	CARR Cameron	4:21	2.0			1		1		1
5	BRAND Shane		1.5							
6	VITALE Scott	7:53	2.0	3						
7	BOXALL Grant		2.5							
* 8	ALMAN Bryce	9:43	2.0				1	1		
11	SCOTT Ryan	5:34	0.5							1
12	PORTER Steve (C)	1:56	2.5							
* 13	SMITH Greg	8:00	2.0	1			2		1	
<b>TEAM TOTALS</b>				16		4	4	5	2	3

**Coach** DUBBERLEY Brad  
**Assistant Coach** DOIDGE Robert

### CAN - Canada

No.	Name	Min	Class. Pts	Goals	PT	AS	AB	TO	ST	EX
* 1	PARADIS Daniel	16:00	0.5				1	1		
2	CRONE Jason		1.5							
4	SCHMUTZ Erika		1.5							
5	HICKLING Garrett		3.5							
6	CHAN Ian	12:18	3.0	4		3		1	1	
* 8	WHITEHEAD Mike	8:03	3.0	7		2			1	
9	LUANGKHAMDENG Say		2.0							
10	HIRSCHFIELD Trevor		1.0							
* 11	LAVOIE Fabien	11:39	3.0	4				1		
13	FUNK Jared		0.5							
14	WILLSIE David (C)		2.0							
* 15	SIMARD Patrice	16:00	1.5	2			1	1		
<b>TEAM TOTALS</b>				17		5	2	4	2	

**Coach** LABRECQUE Benoit  
**Assistant Coach** DISPALTRO Marco  
**Assistant Coach** FROST Adam

Legend:		AB	AS	Class. Pts	
*	= starting line up	Assist Block	Assist Pass	Classification Points	
EX	Exclusions	Min	No.	PT	Penalties
ST	Steals	TO	Turnovers		





## RESULTS

比赛成绩

Match No: 16

**AUS 37 - 37 CAN**

Start Time: 20:00

**Referees:** ROBERTS Darren (USA)  
WASHBOURN Philip (NZL)

**Commissioner:** CORSON Jonathan (NZL)

	P1	P2	P3	P4
<b>AUS</b>	7	9	13	8
<b>CAN</b>	9	8	12	8

### AUS - Australia

No.	Name	Min	Class. Pts	Goals	PT	AS	AB	TO	ST	EX
1	HUCKS George	1:56	3.0	3						
* 2	ERDEM Nazim	26:26	0.5			1	1	1		1
* 3	BATT Ryley	30:11	3.5	21		4		3	1	2
4	CARR Cameron	5:59	2.0			2		1		2
5	BRAND Shane		1.5							
6	VITALE Scott	15:53	2.0	9			1			1
7	BOXALL Grant		2.5							
* 8	ALMAN Bryce	22:28	2.0			4	2	1		
11	SCOTT Ryan	5:34	0.5							1
12	PORTER Steve (C)	1:56	2.5							
* 13	SMITH Greg	17:37	2.0	4		2	5		1	
<b>TEAM TOTALS</b>				37		13	9	6	2	7

**Coach** DUBBERLEY Brad  
**Assistant Coach** DOIDGE Robert

### CAN - Canada

No.	Name	Min	Class. Pts	Goals	PT	AS	AB	TO	ST	EX
* 1	PARADIS Daniel	24:00	0.5				1	1		
2	CRONE Jason		1.5							
4	SCHMUTZ Erika		1.5							
5	HICKLING Gareth		3.5							
6	CHAN Ian	20:41	3.0	5		9	1	1	1	1
* 8	WHITEHEAD Mike	21:59	3.0	13		3		1	1	1
9	LUANGKAMDENG Say		2.0							
10	HIRSCHFIELD Trevor		1.0							
* 11	LAVOIE Fabien	21:20	3.0	10		1		2		
13	FUNK Jared	8:00	0.5							
14	WILLSIE David (C)		2.0							
* 15	SIMARD Patrice	32:00	1.5	9			2	3		
<b>TEAM TOTALS</b>				37		13	4	8	2	2

**Coach** LABRECQUE Benoit  
**Assistant Coach** DISPALTRO Marco  
**Assistant Coach** FROST Adam

Legend:	AB	AS	Class. Pts
* = starting line up	Assist Block	Assist Pass	Classification Points
EX Exclusions	Min Minutes	No. Bib Number	PT Penalties
ST Steals	TO Turnovers		



## RESULTS

比赛成绩

Match No: 16

AUS 41 - 40 CAN

Start Time: 20:00

Referees: ROBERTS Darren (USA)  
WASHBOURN Philip (NZL)

Commissioner: CORSON Jonathan (NZL)

	P1	P2	P3	P4	OT
AUS	7	9	13	8	4
CAN	9	8	12	8	3

### AUS - Australia

No.	Name	Min	Class. Pts	Goals	PT	AS	AB	TO	ST	EX
1	HUCKS George	1:56	3.0	3						
* 2	ERDEM Nazim	29:26	0.5			1	1	1		1
* 3	BATT Ryley	33:11	3.5	23		4		3	1	2
4	CARR Cameron	5:59	2.0			2		1		2
5	BRAND Shane		1.5							
6	VITALE Scott	15:53	2.0	9			1			1
7	BOXALL Grant		2.5							
* 8	ALMAN Bryce	25:28	2.0	1		5	2	1	1	
11	SCOTT Ryan	5:34	0.5							1
12	PORTER Steve (C)	1:56	2.5							
* 13	SMITH Greg	20:37	2.0	5		2	5		1	
<b>TEAM TOTALS</b>				41		14	9	6	3	7

**Coach** DUBBERLEY Brad  
**Assistant Coach** DOIDGE Robert

### CAN - Canada

No.	Name	Min	Class. Pts	Goals	PT	AS	AB	TO	ST	EX
* 1	PARADIS Daniel	24:00	0.5				1	1		
2	CRONE Jason		1.5							
4	SCHMUTZ Erika		1.5							
5	HICKLING Gareth		3.5							
6	CHAN Ian	20:41	3.0	5		9	1	1	1	1
* 8	WHITEHEAD Mike	24:59	3.0	13		3		2	1	2
9	LUANGKAMDENG Say		2.0							
10	HIRSCHFIELD Trevor		1.0							
* 11	LAVOIE Fabien	24:20	3.0	13		1		2		1
13	FUNK Jared	11:00	0.5							
14	WILLSIE David (C)		2.0							
* 15	SIMARD Patrice	35:00	1.5	9			3	3		
<b>TEAM TOTALS</b>				40		13	5	9	2	4

**Coach** LABRECQUE Benoit  
**Assistant Coach** DISPALTRO Marco  
**Assistant Coach** FROST Adam

Legend:	AB	AS	Class. Pts
* = starting line up	Assist Block	Assist Pass	Classification Points
EX Exclusions	Min Minutes	No. Bib Number	PT Penalties
ST Steals	TO Turnovers		



## START LIST

首发名单

Match No: 13

JPN - GER

Start Time: 13:00

Referees: ULFSON Ulrica (SWE)

Commissioner: ALTMANN Hendrik (NED)

van de RIET SUTER Christian (NED)

### JPN - Japan

No.	Name	Sport Class	Age	GPG	PPG	APPG	ABPG	TOPG	STPG	MPG	JPN Played	
1	TAKAHASHI Yoshinobu	0.5	33				1.3	0.3			Prelim. CAN 40 - 48	
3	NAGAYASU Yu	3.0	22	0.3							Prelim. USA 37 - 44	
4	SHIMAKAWA Shinichi	3.0	33	14.0		2.3		0.7	0.3		Prelim. CHN 55 - 38	
5	OGINO Koichi (C)	1.0	42						0.3			
6	MUROHASHI Takuo	2.0	33	1.0		0.3						
7	FUJISHIMA Shingo	3.0	36	9.7		2.7		1.0	0.7			
8	MISAKA Hiroyuki	2.0	27	2.3		3.0	1.3	1.0	0.3			
9	TAMURA Manabu	2.5	33	6.3		7.0	1.7	1.7	0.3			
10	SATO Yoshito	2.0	28	4.3		2.0	0.7	1.3	0.3			
11	NAKAZATO Shin	2.5	31	5.7		3.7	0.7	1.0	0.7			
12	KAWANO Shunsuke	1.5	32	0.3			0.3		0.3			
<b>TEAM AVERAGE</b>			31.8									

Coach

SHIOZAWA Yasuo

Assistant Coach

AOYAGI Daisuke

### GER - Germany

No.	Name	Sport Class	Age	GPG	PPG	APPG	ABPG	TOPG	STPG	MPG	GER Played	
1	WERNER Christoph	2.0	39	0.3							Prelim. AUS 36 - 47	
3	GOETZE Christian	1.0	33	0.3		0.7	1.0	0.3	0.3		Prelim. GBR 35 - 39	
4	MAYER Wolfgang	2.0	43	9.3	0.3	2.0	0.7	2.0			Prelim. NZL 31 - 40	
7	WIESCHENDORF Dirk	1.0	33			0.3	0.3					
8	PICHT Oliver Johannes	3.0	36	5.3		3.3		2.7				
10	KOESEOGLU Salih	2.5	28	5.3		5.3	0.3	1.7	1.0			
11	REIS Micael	2.5	30	0.7		0.3						
12	SCHMITT Wolfgang	0.5	25				2.7					
13	MENEZLA Nacer	2.0	33	4.7		0.7	1.0	0.7				
14	HOLZEM Joerg (C)	2.5	35	2.7		3.3	1.3	2.7	0.3			
15	BAUMANN Maik	3.0	28	5.3		5.7	0.3	2.7				
<b>TEAM AVERAGE</b>			33.0									

Coach

SAHM Pierre

Assistant Coach

METZGER Bert

Legend:	ABPG	Assist by Block per game	APPG	Assist by Pass per game	GPG	Goals per game	MPG	Minutes per game
No.	Bib Number	PPG	PPG	Penalties per game	STPG	Steals per game	TOPG	Turnovers per game



## PLAY BY PLAY

比赛进程

Match No: 13

JPN 17 - 17 GER

Start Time: 13:00

Referees: ULFSON Ulrica (SWE)  
van de RIET SUTER Christian (NED)

Commissioner: ALTMANN Hendrik (NED)

	P1	P2	P3	P4
JPN	7	10		
GER	8	9		

Time	Score	JPN	Action	GER	Time	Score	JPN	Action	GER
<b>Period 1</b>									
7:58		1 - TAKAHASHI	In		3:45	3 - 5		Goal	8 - PICTH OJ
7:58		3 - NAGAYASU Y	In		3:26	4 - 5	7 - FUJISHIMA	Goal	
7:58		8 - MISAKA H	In		3:26			Out	10 - KOESEOGLU
7:58		9 - TAMURA M	In		3:26			Out	8 - PICTH OJ
7:58			In	4 - MAYER W	3:26			In	14 - HOLZEM J
7:58			In	8 - PICTH OJ	3:26			In	15 - BAUMANN M
7:58			In	10 - KOESEOGLU	2:35			Turnover	4 - MAYER W
7:58			In	12 - SCHMITT W	2:29	5 - 5	7 - FUJISHIMA	Goal	
7:51	1 - 0	8 - MISAKA H	Goal		2:20	5 - 6		Goal	4 - MAYER W
7:30		8 - MISAKA H	Exclusion		2:20		11 - NAKAZATO S	Turnover	
7:30		3 - NAGAYASU Y	Out		1:57			Timeout	15 - BAUMANN M
7:30		4 - SHIMAKAWA	In		1:51		11 - NAKAZATO S	Out	
6:44			Assist Pass	4 - MAYER W	1:51		9 - TAMURA M	In	
6:44	1 - 1		Goal	8 - PICTH OJ	1:49	5 - 7		Goal	4 - MAYER W
6:36		4 - SHIMAKAWA	Turnover		1:39		1 - TAKAHASHI	Assist Block	
6:35			Steal	8 - PICTH OJ	1:39	6 - 7	7 - FUJISHIMA	Goal	
6:27	1 - 2		Goal	8 - PICTH OJ	1:21	6 - 8		Goal	15 - BAUMANN M
6:17			Exclusion	8 - PICTH OJ	0:06	7 - 8	10 - SATO Y	Goal	
6:08		8 - MISAKA H	Out		<b>Period 2</b>				
6:08		9 - TAMURA M	Out		8:00		1 - TAKAHASHI	In	
6:08		10 - SATO Y	In		8:00		7 - FUJISHIMA	In	
6:08		11 - NAKAZATO S	In		8:00		9 - TAMURA M	In	
5:53			Turnover	10 - KOESEOGLU	8:00		10 - SATO Y	In	
5:53		11 - NAKAZATO S	Steal		8:00			In	12 - SCHMITT W
5:23	2 - 2	4 - SHIMAKAWA	Goal		8:00			In	14 - HOLZEM J
5:23		11 - NAKAZATO S	Assist Pass		8:00			In	15 - BAUMANN M
5:17	2 - 3		Goal	8 - PICTH OJ	7:45		10 - SATO Y	Out	
5:17			Assist Pass	4 - MAYER W	7:45		8 - MISAKA H	In	
5:06		4 - SHIMAKAWA	Turnover		7:31			In	13 - MENEZLA N
5:06			Steal	4 - MAYER W	7:29	8 - 8	9 - TAMURA M	Goal	
5:04		11 - NAKAZATO S	Exclusion		7:13	8 - 9		Goal	13 - MENEZLA N
5:04		4 - SHIMAKAWA	Out		7:13	9 - 9	7 - FUJISHIMA	Goal	
5:04		7 - FUJISHIMA	In		7:09		9 - TAMURA M	Exclusion	
4:50	2 - 4		Goal	4 - MAYER W	6:54			Assist Pass	15 - BAUMANN M
4:43			Exclusion	8 - PICTH OJ	6:54	9 - 10		Goal	13 - MENEZLA N
4:33		7 - FUJISHIMA	Assist Pass		6:54	10 - 10	9 - TAMURA M	Goal	
4:33	3 - 4	11 - NAKAZATO S	Goal		6:39	10 - 11		Goal	15 - BAUMANN M
4:23			Assist Block	12 - SCHMITT W	6:18		7 - FUJISHIMA	Timeout	
4:19		11 - NAKAZATO S	Exclusion		5:54		7 - FUJISHIMA	Assist Pass	



## PLAY BY PLAY

比赛进程

Time	Score	JPN	Action	GER
<b>Period 2</b>				
5:54	11 - 11	9 - TAMURA M	Goal	
5:47		8 - MISAKA H	Out	
5:47		10 - SATO Y	In	
5:22		1 - TAKAHASHI	Assist Pass	
5:22	12 - 11	9 - TAMURA M	Goal	
5:21			Out	14 - HOLZEM J
5:17			Out	15 - BAUMANN M
5:17			In	8 - PICTH OJ
5:12			In	10 - KOESEOGLU
5:10	12 - 12		Goal	10 - KOESEOGLU
5:08			Assist Pass	8 - PICTH OJ
5:08	12 - 13		Goal	13 - MENEZLA N
4:54		7 - FUJISHIMA	Assist Pass	
4:54	13 - 13	9 - TAMURA M	Goal	
4:54			Out	13 - MENEZLA N
4:54			In	4 - MAYER W
4:13			Assist Pass	8 - PICTH OJ
4:13	13 - 14		Goal	4 - MAYER W
4:06			Exclusion	8 - PICTH OJ
3:52	14 - 14	9 - TAMURA M	Goal	
3:10	14 - 15		Goal	4 - MAYER W
2:56		10 - SATO Y	Assist Block	
2:56	15 - 15	7 - FUJISHIMA	Goal	
2:55			Turnover	4 - MAYER W
2:55			Out	10 - KOESEOGLU
2:55			In	14 - HOLZEM J
2:39	15 - 16		Goal	14 - HOLZEM J
1:57			Assist Block	14 - HOLZEM J
1:57	15 - 17		Goal	8 - PICTH OJ
1:43		7 - FUJISHIMA	Assist Pass	
1:43	16 - 17	9 - TAMURA M	Goal	
0:33			Exclusion	8 - PICTH OJ
0:04	17 - 17	7 - FUJISHIMA	Goal	



## PLAY BY PLAY

比赛进程

Match No: 13

JPN 38 - 39 GER

Start Time: 13:00

Referees: ULFSON Ulrica (SWE)  
van de RIET SUTER Christian (NED)

Commissioner: ALTMANN Hendrik (NED)

	P1	P2	P3	P4	OT
JPN	7	10	8	12	1
GER	8	9	10	10	2

Time	Score	JPN	Action	GER	Time	Score	JPN	Action	GER
<b>Period 1</b>									
7:58		1 - TAKAHASHI	In		3:45	3 - 5		Goal	8 - PICTH OJ
7:58		3 - NAGAYASU Y	In		3:26	4 - 5	7 - FUJISHIMA	Goal	
7:58		8 - MISAKA H	In		3:26			Out	10 - KOESEOGLU
7:58		9 - TAMURA M	In		3:26			Out	8 - PICTH OJ
7:58			In	4 - MAYER W	3:26			In	14 - HOLZEM J
7:58			In	8 - PICTH OJ	3:26			In	15 - BAUMANN M
7:58			In	10 - KOESEOGLU	2:35			Turnover	4 - MAYER W
7:58			In	12 - SCHMITT W	2:29	5 - 5	7 - FUJISHIMA	Goal	
7:51	1 - 0	8 - MISAKA H	Goal		2:20	5 - 6		Goal	4 - MAYER W
7:30		8 - MISAKA H	Exclusion		2:20		11 - NAKAZATO S	Turnover	
7:30		3 - NAGAYASU Y	Out		1:57			Timeout	15 - BAUMANN M
7:30		4 - SHIMAKAWA	In		1:51		11 - NAKAZATO S	Out	
6:44			Assist Pass	4 - MAYER W	1:51		9 - TAMURA M	In	
6:44	1 - 1		Goal	8 - PICTH OJ	1:49	5 - 7		Goal	4 - MAYER W
6:36		4 - SHIMAKAWA	Turnover		1:39		1 - TAKAHASHI	Assist Block	
6:35			Steal	8 - PICTH OJ	1:39	6 - 7	7 - FUJISHIMA	Goal	
6:27	1 - 2		Goal	8 - PICTH OJ	1:21	6 - 8		Goal	15 - BAUMANN M
6:17			Exclusion	8 - PICTH OJ	0:06	7 - 8	10 - SATO Y	Goal	
6:08		8 - MISAKA H	Out		<b>Period 2</b>				
6:08		9 - TAMURA M	Out		8:00		1 - TAKAHASHI	In	
6:08		10 - SATO Y	In		8:00		7 - FUJISHIMA	In	
6:08		11 - NAKAZATO S	In		8:00		9 - TAMURA M	In	
5:53			Turnover	10 - KOESEOGLU	8:00		10 - SATO Y	In	
5:53		11 - NAKAZATO S	Steal		8:00			In	12 - SCHMITT W
5:23	2 - 2	4 - SHIMAKAWA	Goal		8:00			In	14 - HOLZEM J
5:23		11 - NAKAZATO S	Assist Pass		8:00			In	15 - BAUMANN M
5:17	2 - 3		Goal	8 - PICTH OJ	7:45		10 - SATO Y	Out	
5:17			Assist Pass	4 - MAYER W	7:45		8 - MISAKA H	In	
5:06		4 - SHIMAKAWA	Turnover		7:31			In	13 - MENEZLA N
5:06			Steal	4 - MAYER W	7:29	8 - 8	9 - TAMURA M	Goal	
5:04		11 - NAKAZATO S	Exclusion		7:13	8 - 9		Goal	13 - MENEZLA N
5:04		4 - SHIMAKAWA	Out		7:13	9 - 9	7 - FUJISHIMA	Goal	
5:04		7 - FUJISHIMA	In		7:09		9 - TAMURA M	Exclusion	
4:50	2 - 4		Goal	4 - MAYER W	6:54			Assist Pass	15 - BAUMANN M
4:43			Exclusion	8 - PICTH OJ	6:54	9 - 10		Goal	13 - MENEZLA N
4:33		7 - FUJISHIMA	Assist Pass		6:54	10 - 10	9 - TAMURA M	Goal	
4:33	3 - 4	11 - NAKAZATO S	Goal		6:39	10 - 11		Goal	15 - BAUMANN M
4:23			Assist Block	12 - SCHMITT W	6:18		7 - FUJISHIMA	Timeout	
4:19		11 - NAKAZATO S	Exclusion		5:54		7 - FUJISHIMA	Assist Pass	



## PLAY BY PLAY

比赛进程

Time	Score	JPN	Action	GER	Time	Score	JPN	Action	GER
<b>Period 2</b>					<b>Period 3</b>				
5:54	11 - 11	9 - TAMURA M	Goal		8:00			In	7 - WIESCHEND.
5:47		8 - MISAKA H	Out		8:00			In	8 - PICTH OJ
5:47		10 - SATO Y	In		7:26			Assist Pass	8 - PICTH OJ
5:22		1 - TAKAHASHI	Assist Pass		7:26	17 - 18		Goal	15 - BAUMANN M
5:22	12 - 11	9 - TAMURA M	Goal		7:16		8 - MISAKA H	Assist Pass	
5:21			Out	14 - HOLZEM J	7:16	18 - 18	11 - NAKAZATO S	Goal	
5:17			Out	15 - BAUMANN M	7:08		11 - NAKAZATO S	Exclusion	
5:17			In	8 - PICTH OJ	6:30	18 - 19		Goal	8 - PICTH OJ
5:12			In	10 - KOESEOGLU	6:04		4 - SHIMAKAWA	Assist Pass	
5:10	12 - 12		Goal	10 - KOESEOGLU	6:04	19 - 19	8 - MISAKA H	Goal	
5:08			Assist Pass	8 - PICTH OJ	5:49		8 - MISAKA H	Exclusion	
5:08	12 - 13		Goal	13 - MENEZLA N	5:18	19 - 20		Goal	15 - BAUMANN M
4:54		7 - FUJISHIMA	Assist Pass		5:06		11 - NAKAZATO S	Assist Block	
4:54	13 - 13	9 - TAMURA M	Goal		5:06	20 - 20	4 - SHIMAKAWA	Goal	
4:54			Out	13 - MENEZLA N	4:43			Assist Block	15 - BAUMANN M
4:54			In	4 - MAYER W	4:16			Assist Pass	8 - PICTH OJ
4:13			Assist Pass	8 - PICTH OJ	4:16	20 - 21		Goal	15 - BAUMANN M
4:13	13 - 14		Goal	4 - MAYER W	4:05	21 - 21	4 - SHIMAKAWA	Goal	
4:06			Exclusion	8 - PICTH OJ	4:05			Out	3 - GOETZE C
3:52	14 - 14	9 - TAMURA M	Goal		4:05			Out	8 - PICTH OJ
3:10	14 - 15		Goal	4 - MAYER W	4:05			Out	7 - WIESCHEND.
2:56		10 - SATO Y	Assist Block		4:05			In	10 - KOESEOGLU
2:56	15 - 15	7 - FUJISHIMA	Goal		4:05			In	12 - SCHMITT W
2:55			Turnover	4 - MAYER W	4:05			In	13 - MENEZLA N
2:55			Out	10 - KOESEOGLU	3:53			Timeout	15 - BAUMANN M
2:55			In	14 - HOLZEM J	3:45	21 - 22		Goal	15 - BAUMANN M
2:39	15 - 16		Goal	14 - HOLZEM J	3:45		8 - MISAKA H	Timeout	
1:57			Assist Block	14 - HOLZEM J	3:45		8 - MISAKA H	Out	
1:57	15 - 17		Goal	8 - PICTH OJ	3:45		10 - SATO Y	In	
1:43		7 - FUJISHIMA	Assist Pass		3:32		10 - SATO Y	Assist Pass	
1:43	16 - 17	9 - TAMURA M	Goal		3:32	22 - 22	4 - SHIMAKAWA	Goal	
0:33			Exclusion	8 - PICTH OJ	3:16	22 - 23		Goal	15 - BAUMANN M
0:04	17 - 17	7 - FUJISHIMA	Goal		3:05		10 - SATO Y	Assist Pass	
<b>Period 3</b>					3:05	23 - 23	4 - SHIMAKAWA	Goal	
8:00		1 - TAKAHASHI	In		2:53			Assist Pass	10 - KOESEOGLU
8:00		4 - SHIMAKAWA	In		2:53	23 - 24		Goal	13 - MENEZLA N
8:00		8 - MISAKA H	In		2:41	24 - 24	11 - NAKAZATO S	Goal	
8:00		11 - NAKAZATO S	In		2:41		4 - SHIMAKAWA	Assist Block	
8:00			In	4 - MAYER W	2:22		11 - NAKAZATO S	Out	
8:00			In	10 - KOESEOGLU	2:22		4 - SHIMAKAWA	Out	
8:00			In	12 - SCHMITT W	2:22		7 - FUJISHIMA	In	
8:00			In	15 - BAUMANN M	2:22		9 - TAMURA M	In	
8:00		4 - SHIMAKAWA	Exclusion		2:05			Assist Pass	15 - BAUMANN M
8:00			Out	4 - MAYER W	2:05	24 - 25		Goal	10 - KOESEOGLU
8:00			Out	10 - KOESEOGLU	2:04	25 - 25	7 - FUJISHIMA	Goal	
8:00			Out	12 - SCHMITT W	2:01			Out	13 - MENEZLA N
8:00			In	3 - GOETZE C	2:01			In	4 - MAYER W



## PLAY BY PLAY

比赛进程

Time	Score	JPN	Action	GER	Time	Score	JPN	Action	GER
<b>Period 3</b>					<b>Period 4</b>				
1:54	25 - 26		Goal	4 - MAYER W	3:51	33 - 34	4 - SHIMAKAWA	Goal	
1:38		10 - SATO Y	Turnover		3:27			Assist Block	12 - SCHMITT W
1:35			Steal	15 - BAUMANN M	3:27	33 - 35		Goal	13 - MENEZLA N
1:31		10 - SATO Y	Exclusion		3:27		1 - TAKAHASHI	Timeout	
0:29	25 - 27		Goal	15 - BAUMANN M	3:27			Out	8 - PICTH OJ
<b>Period 4</b>					3:27			In	15 - BAUMANN M
8:00		1 - TAKAHASHI	In		3:27		11 - NAKAZATO S	Out	
8:00		7 - FUJISHIMA	In		3:27		9 - TAMURA M	In	
8:00		9 - TAMURA M	In		3:00	34 - 35	9 - TAMURA M	Goal	
8:00		10 - SATO Y	In		2:45			Assist Pass	15 - BAUMANN M
8:00			In	4 - MAYER W	2:41	34 - 36		Goal	10 - KOESEOGLU
8:00			In	8 - PICTH OJ	2:12			Exclusion	13 - MENEZLA N
8:00			In	12 - SCHMITT W	2:12		8 - MISAKA H	Out	
8:00			In	14 - HOLZEM J	2:12		10 - SATO Y	In	
7:30			Assist Pass	4 - MAYER W	2:12		4 - SHIMAKAWA	Out	
7:30	25 - 28		Goal	8 - PICTH OJ	2:12		7 - FUJISHIMA	In	
7:19		7 - FUJISHIMA	Assist Pass		2:05	35 - 36	7 - FUJISHIMA	Goal	
7:19	26 - 28	10 - SATO Y	Goal		1:51	35 - 37		Goal	13 - MENEZLA N
7:01		10 - SATO Y	Assist Pass		1:42		9 - TAMURA M	Assist Pass	
7:01	27 - 28	9 - TAMURA M	Goal		1:42	36 - 37	7 - FUJISHIMA	Goal	
6:38			Assist Pass	8 - PICTH OJ	1:35			Out	13 - MENEZLA N
6:38	27 - 29		Goal	4 - MAYER W	1:35			In	4 - MAYER W
6:31	28 - 29	7 - FUJISHIMA	Goal		1:35		9 - TAMURA M	Out	
6:13			Assist Pass	4 - MAYER W	1:35		11 - NAKAZATO S	In	
6:13	28 - 30		Goal	14 - HOLZEM J	1:33			Penalty	4 - MAYER W
5:58	29 - 30	9 - TAMURA M	Goal		1:33			Exclusion	4 - MAYER W
5:34	29 - 31		Goal	14 - HOLZEM J	0:02		1 - TAKAHASHI	Assist Pass	
5:22		7 - FUJISHIMA	Assist Pass		0:01	37 - 37	11 - NAKAZATO S	Goal	
5:21	30 - 31	9 - TAMURA M	Goal		<b>Overtime 1</b>				
5:05			Out	4 - MAYER W	3:00		1 - TAKAHASHI	In	
5:05			Out	14 - HOLZEM J	3:00		3 - NAGAYASU Y	In	
5:05			In	10 - KOESEOGLU	3:00		8 - MISAKA H	In	
5:05			In	14 - HOLZEM J	3:00		9 - TAMURA M	In	
5:05		10 - SATO Y	Out		3:00			In	4 - MAYER W
5:05		9 - TAMURA M	Out		3:00			In	10 - KOESEOGLU
5:04		7 - FUJISHIMA	Out		3:00			In	12 - SCHMITT W
5:04		4 - SHIMAKAWA	In		3:00			In	15 - BAUMANN M
4:58		8 - MISAKA H	In		2:50		8 - MISAKA H	Timeout	
4:55		11 - NAKAZATO S	In		2:43	38 - 37	9 - TAMURA M	Goal	
4:55	31 - 31	4 - SHIMAKAWA	Goal		2:31			Timeout	15 - BAUMANN M
4:46			Out	14 - HOLZEM J	2:12	38 - 38		Goal	10 - KOESEOGLU
4:46			In	13 - MENEZLA N	2:12		3 - NAGAYASU Y	Out	
4:38	31 - 32		Goal	13 - MENEZLA N	2:12		4 - SHIMAKAWA	In	
4:38			Assist Pass	8 - PICTH OJ	2:12		4 - SHIMAKAWA	Timeout	
4:20	31 - 33		Goal	8 - PICTH OJ	2:12		4 - SHIMAKAWA	Out	
4:18	32 - 33	11 - NAKAZATO S	Goal		2:12		8 - MISAKA H	Out	
4:03	32 - 34		Goal	13 - MENEZLA N	2:12		7 - FUJISHIMA	In	





## PLAY BY PLAY

比赛进程

Time	Score	JPN	Action	GER
<b>Overtime 1</b>				
2:11		10 - SATO Y	In	
1:45			Timeout	15 - BAUMANN M
1:45			Out	10 - KOESEOGLU
1:45			Out	15 - BAUMANN M
1:45			In	8 - PICTH OJ
1:45			In	14 - HOLZEM J
0:04	<b>38 - 39</b>		Goal	14 - HOLZEM J



## RESULTS

比赛成绩

Match No: 13

JPN 17 - 17 GER

Start Time: 13:00

Referees: ULFSON Ulrica (SWE)  
van de RIET SUTER Christian (NED)

Commissioner: ALTMANN Hendrik (NED)

	P1	P2	P3	P4
JPN	7	10		
GER	8	9		

### JPN - Japan

No.	Name	Min	Class. Pts	Goals	PT	AS	AB	TO	ST	EX
* 1	TAKAHASHI Yoshinobu	15:58	0.5			1	1			
* 3	NAGAYASU Yu	0:28	3.0							
4	SHIMAKAWA Shinichi	2:26	3.0	1				2		
5	OGINO Koichi (C)		1.0							
6	MUROHASHI Takuo		2.0							
7	FUJISHIMA Shingo	13:04	3.0	6		4				
* 8	MISAKA Hiroyuki	3:48	2.0	1						1
* 9	TAMURA Manabu	11:41	2.5	7						1
10	SATO Yoshito	12:10	2.0	1			1			
11	NAKAZATO Shin	4:17	2.5	1		1		1	1	2
12	KAWANO Shunsuke		1.5							
<b>TEAM TOTALS</b>				17		6	2	3	1	4

Coach SHIOZAWA Yasuo  
Assistant Coach AOYAGI Daisuke

### GER - Germany

No.	Name	Min	Class. Pts	Goals	PT	AS	AB	TO	ST	EX
1	WERNER Christoph		2.0							
3	GOETZE Christian		1.0							
* 4	MAYER Wolfgang	12:52	2.0	5		2		2	1	
7	WIESCHENDORF Dirk		1.0							
* 8	PICHT Oliver Johannes	9:49	3.0	5		2			1	4
* 10	KOESEGLU Salih	6:49	2.5	1				1		
11	REIS Micael		2.5							
* 12	SCHMITT Wolfgang	15:58	0.5				1			
13	MENEZLA Nacer	2:37	2.0	3						
14	HOLZEM Joerg (C)	9:00	2.5	1			1			
15	BAUMANN Maik	6:09	3.0	2		1				
<b>TEAM TOTALS</b>				17		5	2	3	2	4

Coach SAHM Pierre  
Assistant Coach METZGER Bert

Legend:		AB	AS	Class. Pts	
*	= starting line up	Assist Block	Assist Pass	Classification Points	
EX	Exclusions	Min	No.	PT	Penalties
ST	Steals	TO	Turnovers		



## RESULTS

比赛成绩

Match No: 13

JPN 38 - 39 GER

Start Time: 13:00

Referees: ULFSON Ulrica (SWE)  
van de RIET SUTER Christian (NED)

Commissioner: ALTMANN Hendrik (NED)

	P1	P2	P3	P4	OT
JPN	7	10	8	12	1
GER	8	9	10	10	2

### JPN - Japan

No.	Name	Min	Class. Pts	Goals	PT	AS	AB	TO	ST	EX
* 1	TAKAHASHI Yoshinobu	34:58	0.5			2	1			
* 3	NAGAYASU Yu	1:16	3.0							
4	SHIMAKAWA Shinichi	10:56	3.0	7		1	1	2		1
5	OGINO Koichi (C)		1.0							
6	MUROHASHI Takuo		2.0							
7	FUJISHIMA Shingo	22:46	3.0	10		6				
* 8	MISAKA Hiroyuki	11:37	2.0	2		1				2
* 9	TAMURA Manabu	21:50	2.5	12		1				1
10	SATO Yoshito	23:13	2.0	2		3	1	1		1
11	NAKAZATO Shin	12:58	2.5	5		1	1	1	1	3
12	KAWANO Shunsuke		1.5							
<b>TEAM TOTALS</b>				38		15	4	4	1	8

Coach SHIOZAWA Yasuo  
Assistant Coach AOYAGI Daisuke

### GER - Germany

No.	Name	Min	Class. Pts	Goals	PT	AS	AB	TO	ST	EX
1	WERNER Christoph		2.0							
3	GOETZE Christian	3:55	1.0							
* 4	MAYER Wolfgang	22:23	2.0	7	1	4		2	1	1
7	WIESCHENDORF Dirk	3:55	1.0							
* 8	PICHT Oliver Johannes	20:02	3.0	8		6			1	4
* 10	KOESEGLU Salih	17:14	2.5	4		1		1		
11	REIS Micael		2.5							
* 12	SCHMITT Wolfgang	31:03	0.5				2			
13	MENEZLA Nacer	7:52	2.0	8						1
14	HOLZEM Joerg (C)	13:59	2.5	4			1			
15	BAUMANN Maik	18:51	3.0	8		3	1		1	
<b>TEAM TOTALS</b>				39	1	14	4	3	3	6

Coach SAHM Pierre  
Assistant Coach METZGER Bert

Legend:		AB	AS	Class. Pts	
*	= starting line up	Assist Block	Assist Pass	Classification Points	
EX	Exclusions	Min	No.	PT	Penalties
ST	Steals	TO	Turnovers		



## START LIST

首发名单

Match No: 14

NZL - CHN

Start Time: 15:00

Referees: IZUMIYA Yoshiaki (JPN)  
SCHREINER Alexander (GER)

Commissioner: ALTMANN Hendrik (NED)

### NZL - New Zealand

No.	Name	Sport Class	Age	GPG	PPG	APPG	ABPG	TOPG	STPG	MPG	NZL Played
2	PALMER Curtis	2.5	31	6.7		7.0	0.3	1.7	1.3		Prelim. GBR 38 - 39
4	TAYLOR Sholto	2.0	36	1.0		1.0	0.3	0.3			Prelim. AUS 38 - 39
5	WAITE Jai	1.0	32				1.0				Prelim. GER 40 - 31
6	TINKER Jeremy	2.0	35	5.7		1.3	5.3	0.7			
7	JOHNSON Tim	2.0	32	8.0		4.3	0.3	1.0	0.3		
11	KLINKHAMER David	1.5	26	4.0			1.7	1.0	1.0		
13	BUCKINGHAM Daniel (C)	3.0	27	13.3		6.7		1.7	1.3		
14	WAKEFORD Adam	1.0	30				0.3				
<b>TEAM AVERAGE</b>			31.1								

Coach SHARMAN Grant  
Assistant Coach JOHNSON Tim

### CHN - China

No.	Name	Sport Class	Age	GPG	PPG	APPG	ABPG	TOPG	STPG	MPG	CHN Played
1	PAN Zilin	3.5	35	3.3		1.0		1.0			Prelim. USA 30 - 65
2	HAN Guifei	3.0	21	9.7		6.7	2.0	6.3			Prelim. CAN 25 - 57
3	CHEN Jun	2.5	23	10.7	0.3	14.0		9.0			Prelim. JPN 38 - 55
5	WANG Sheng	3.0	35								
6	TIAN Shilin	2.0	24	1.0		0.3	0.7	1.3			
7	CUI Maosheng	2.0	32	0.3							
8	CHENG Shuangmiao (C)	2.0	28	5.3		1.3	2.0	4.7			
9	YU Zhongtao	1.0	25		0.3						
10	TAO Zhenfeng	0.5	32			0.3					
11	XIA Junfeng	0.5	36			0.3	1.7	0.7			
12	SHAO Dequan	1.0	20	0.7		0.3	0.3	2.0			
15	ZHANG Wenli	1.5	40					0.3			
<b>TEAM AVERAGE</b>			29.3								

Coach WEN Yan  
Assistant Coach WU Zhiming

Legend:	ABPG	Assist by Block per game	APPG	Assist by Pass per game	GPG	Goals per game	MPG	Minutes per game
No.	Bib Number	PPG	Penalties per game	STPG	Stolen per game	TOPG	Turnovers per game	



## START LIST

首发名单

Match No: 14

NZL - CHN

Start Time: 15:00

Referees: IZUMIYA Yoshiaki (JPN)  
SCHREINER Alexander (GER)

Commissioner: ALTMANN Hendrik (NED)

### NZL - New Zealand

No.	Name	Sport Class	Age	GPG	PPG	APPG	ABPG	TOPG	STPG	MPG	NZL Played
2	PALMER Curtis	2.5	31	6.7		7.0	0.3	1.7	1.3		Prelim. GBR 38 - 39
4	TAYLOR Sholto	2.0	36	1.0		1.0	0.3	0.3			Prelim. AUS 38 - 39
5	WAITE Jai	1.0	32				1.0				Prelim. GER 40 - 31
6	TINKER Jeremy	2.0	35	5.7		1.3	5.3	0.7			
7	JOHNSON Tim	2.0	32	8.0		4.3	0.3	1.0	0.3		
11	KLINKHAMER David	1.5	26	4.0			1.7	1.0	1.0		
13	BUCKINGHAM Daniel (C)	3.0	27	13.3		6.7		1.7	1.3		
14	WAKEFORD Adam	1.0	30				0.3				
<b>TEAM AVERAGE</b>			31.1								

Coach SHARMAN Grant  
Assistant Coach JOHNSON Tim

### CHN - China

No.	Name	Sport Class	Age	GPG	PPG	APPG	ABPG	TOPG	STPG	MPG	CHN Played
1	PAN Zilin	3.5	35	3.3		1.0		1.0			Prelim. USA 30 - 65
2	HAN Guifei	3.0	21	9.7		6.7	2.0	6.3			Prelim. CAN 25 - 57
3	CHEN Jun	2.5	23	10.7	0.3	14.0		9.0			Prelim. JPN 38 - 55
6	TIAN Shilin	2.0	24	1.0		0.3	0.7	1.3			
7	CUI Maosheng	2.0	32	0.3							
8	CHENG Shuangmiao (C)	2.0	28	5.3		1.3	2.0	4.7			
9	YU Zhongtao	1.0	25		0.3						
10	TAO Zhenfeng	0.5	32			0.3					
11	XIA Junfeng	0.5	36			0.3	1.7	0.7			
12	SHAO Dequan	1.0	20	0.7		0.3	0.3	2.0			
15	ZHANG Wenli	1.5	40					0.3			
<b>TEAM AVERAGE</b>			28.7								

Coach WEN Yan  
Assistant Coach WU Zhiming

<b>Legend:</b>							
ABPG	Assist by Block per game	APPG	Assist by Pass per game	GPG	Goals per game	MPG	Minutes per game
No.	Bib Number	PPG	Penalties per game	STPG	Steals per game	TOPG	Turnovers per game

Wang Sheng (CHN) is ineligible.

WRX400204\_C51 2.0

Report Created MON 15 SEP 2008 11:58

Page 1/1



## PLAY BY PLAY

比赛进程

Match No: 14

NZL 26 - 18 CHN

Start Time: 15:00

Referees: IZUMIYA Yoshiaki (JPN)  
SCHREINER Alexander (GER)

Commissioner: ALTMANN Hendrik (NED)

	P1	P2	P3	P4
NZL	10	16		
CHN	7	11		

Time	Score	NZL	Action	CHN	Time	Score	NZL	Action	CHN
<b>Period 1</b>					<b>Period 1</b>				
8:00		5 - WAITE J	In		2:56			Turnover	2 - HAN G
8:00		11 - KLINKHAMER	In		2:37	8 - 4	13 - BUCKINGHAM	Goal	
8:00		13 - BUCKINGHAM	In		2:23	8 - 5		Goal	3 - CHEN J
8:00		14 - WAKEFORD A	In		2:09		13 - BUCKINGHAM	Timeout	
8:00			In	2 - HAN G	2:02		5 - WAITE J	Out	
8:00			In	3 - CHEN J	2:02		2 - PALMER C	In	
8:00			In	8 - CHENG S	1:55	9 - 5	2 - PALMER C	Goal	
8:00			In	11 - XIA J	1:55		11 - KLINKHAMER	Assist Block	
7:19	0 - 1		Goal	2 - HAN G	1:54		2 - PALMER C	Exclusion	
7:19			Assist Pass	3 - CHEN J	1:07	9 - 6		Goal	2 - HAN G
7:06	1 - 1	13 - BUCKINGHAM	Goal		0:48	10 - 6	2 - PALMER C	Goal	
7:06		14 - WAKEFORD A	Assist Block		0:34	<b>10 - 7</b>		Goal	8 - CHENG S
7:02	1 - 2		Goal	3 - CHEN J	0:34			Assist Pass	3 - CHEN J
7:02			Assist Pass	8 - CHENG S	<b>Period 2</b>				
6:45	2 - 2	13 - BUCKINGHAM	Goal		8:00		2 - PALMER C	In	
6:32		11 - KLINKHAMER	Steal		8:00		4 - TAYLOR S	In	
6:32			Turnover	3 - CHEN J	8:00		6 - TINKER G	In	
6:11	2 - 3		Goal	2 - HAN G	8:00		11 - KLINKHAMER	In	
6:11			Assist Pass	8 - CHENG S	8:00			In	2 - HAN G
5:51			Exclusion	3 - CHEN J	8:00			In	3 - CHEN J
5:43	3 - 3	11 - KLINKHAMER	Goal		8:00			In	8 - CHENG S
5:38			Turnover	8 - CHENG S	8:00			In	10 - TAO Z
5:38		13 - BUCKINGHAM	Steal		7:55		2 - PALMER C	Exclusion	
5:19	4 - 3	13 - BUCKINGHAM	Goal		7:49			Out	8 - CHENG S
5:19		14 - WAKEFORD A	Assist Block		7:49			In	6 - TIAN S
5:07			Timeout	3 - CHEN J	7:40	10 - 8		Goal	3 - CHEN J
5:04			Turnover	3 - CHEN J	7:30	11 - 8	2 - PALMER C	Goal	
4:22	5 - 3	11 - KLINKHAMER	Goal		7:15	11 - 9		Goal	3 - CHEN J
4:22		13 - BUCKINGHAM	Assist Pass		7:06	12 - 9	4 - TAYLOR S	Goal	
4:17			Turnover	2 - HAN G	7:06		2 - PALMER C	Assist Pass	
3:59	6 - 3	13 - BUCKINGHAM	Goal		6:50			Turnover	3 - CHEN J
3:59		5 - WAITE J	Assist Pass		6:36	13 - 9	6 - TINKER G	Goal	
3:39			Turnover	2 - HAN G	6:36		2 - PALMER C	Assist Pass	
3:36		13 - BUCKINGHAM	Steal		6:24	13 - 10		Goal	6 - TIAN S
3:36		14 - WAKEFORD A	Turnover		6:24			Assist Pass	3 - CHEN J
3:25	6 - 4		Goal	3 - CHEN J	6:09	14 - 10	4 - TAYLOR S	Goal	
3:25			Assist Pass	2 - HAN G	5:54			Turnover	3 - CHEN J
3:10	7 - 4	13 - BUCKINGHAM	Goal		5:38	15 - 10	6 - TINKER G	Goal	
3:10			Penalty	2 - HAN G	5:27			Turnover	3 - CHEN J



## PLAY BY PLAY

比赛进程

Time	Score	NZL	Action	CHN
<b>Period 2</b>				
5:27		11 - KLINKHAMER	Out	
5:27		14 - WAKEFORD A	In	
5:04	16 - 10	2 - PALMER C	Goal	
4:54			Turnover	6 - TIAN S
4:43	17 - 10	4 - TAYLOR S	Goal	
4:32	17 - 11		Goal	2 - HAN G
4:32			Assist Pass	3 - CHEN J
4:21	18 - 11	6 - TINKER G	Goal	
4:21		2 - PALMER C	Assist Pass	
4:21		2 - PALMER C	Out	
4:21		13 - BUCKINGHAM	In	
3:57	18 - 12		Goal	3 - CHEN J
3:57			Assist Pass	2 - HAN G
3:48	19 - 12	4 - TAYLOR S	Goal	
3:28	19 - 13		Goal	2 - HAN G
3:28			Assist Pass	3 - CHEN J
3:16	20 - 13	13 - BUCKINGHAM	Goal	
3:16		6 - TINKER G	Assist Pass	
3:13	20 - 14		Goal	3 - CHEN J
3:13			Assist Pass	6 - TIAN S
2:58	21 - 14	13 - BUCKINGHAM	Goal	
2:58		6 - TINKER G	Out	
2:58		11 - KLINKHAMER	In	
2:58			Out	6 - TIAN S
2:58			In	8 - CHENG S
2:44			Turnover	2 - HAN G
2:44		13 - BUCKINGHAM	Steal	
2:26	22 - 14	4 - TAYLOR S	Goal	
2:24		13 - BUCKINGHAM	Assist Pass	
2:13	22 - 15		Goal	3 - CHEN J
2:13			Assist Pass	2 - HAN G
1:58	23 - 15	13 - BUCKINGHAM	Goal	
1:47	23 - 16		Goal	3 - CHEN J
1:32	24 - 16	13 - BUCKINGHAM	Goal	
1:22	24 - 17		Goal	3 - CHEN J
1:22			Assist Pass	2 - HAN G
1:03	25 - 17	11 - KLINKHAMER	Goal	
1:03		13 - BUCKINGHAM	Assist Pass	
0:48	25 - 18		Goal	2 - HAN G
0:48			Assist Pass	3 - CHEN J
0:06	<b>26 - 18</b>	4 - TAYLOR S	Goal	
0:06		13 - BUCKINGHAM	Assist Pass	



## PLAY BY PLAY

比赛进程

Match No: 14

NZL 47 - 34 CHN

Start Time: 15:00

Referees: IZUMIYA Yoshiaki (JPN)  
SCHREINER Alexander (GER)

Commissioner: ALTMANN Hendrik (NED)

	P1	P2	P3	P4
NZL	10	16	12	9
CHN	7	11	8	8

Time	Score	NZL	Action	CHN	Time	Score	NZL	Action	CHN
<b>Period 1</b>					<b>Period 1</b>				
8:00		5 - WAITE J	In		2:56			Turnover	2 - HAN G
8:00		11 - KLINKHAMER	In		2:37	8 - 4	13 - BUCKINGHAM	Goal	
8:00		13 - BUCKINGHAM	In		2:23	8 - 5		Goal	3 - CHEN J
8:00		14 - WAKEFORD A	In		2:09		13 - BUCKINGHAM	Timeout	
8:00			In	2 - HAN G	2:02		5 - WAITE J	Out	
8:00			In	3 - CHEN J	2:02		2 - PALMER C	In	
8:00			In	8 - CHENG S	1:55	9 - 5	2 - PALMER C	Goal	
8:00			In	11 - XIA J	1:55		11 - KLINKHAMER	Assist Block	
7:19	0 - 1		Goal	2 - HAN G	1:54		2 - PALMER C	Exclusion	
7:19			Assist Pass	3 - CHEN J	1:07	9 - 6		Goal	2 - HAN G
7:06	1 - 1	13 - BUCKINGHAM	Goal		0:48	10 - 6	2 - PALMER C	Goal	
7:06		14 - WAKEFORD A	Assist Block		0:34	<b>10 - 7</b>		Goal	8 - CHENG S
7:02	1 - 2		Goal	3 - CHEN J	0:34			Assist Pass	3 - CHEN J
7:02			Assist Pass	8 - CHENG S	<b>Period 2</b>				
6:45	2 - 2	13 - BUCKINGHAM	Goal		8:00		2 - PALMER C	In	
6:32		11 - KLINKHAMER	Steal		8:00		4 - TAYLOR S	In	
6:32			Turnover	3 - CHEN J	8:00		6 - TINKER G	In	
6:11	2 - 3		Goal	2 - HAN G	8:00		11 - KLINKHAMER	In	
6:11			Assist Pass	8 - CHENG S	8:00			In	2 - HAN G
5:51			Exclusion	3 - CHEN J	8:00			In	3 - CHEN J
5:43	3 - 3	11 - KLINKHAMER	Goal		8:00			In	8 - CHENG S
5:38			Turnover	8 - CHENG S	8:00			In	10 - TAO Z
5:38		13 - BUCKINGHAM	Steal		7:55		2 - PALMER C	Exclusion	
5:19	4 - 3	13 - BUCKINGHAM	Goal		7:49			Out	8 - CHENG S
5:19		14 - WAKEFORD A	Assist Block		7:49			In	6 - TIAN S
5:07			Timeout	3 - CHEN J	7:40	10 - 8		Goal	3 - CHEN J
5:04			Turnover	3 - CHEN J	7:30	11 - 8	2 - PALMER C	Goal	
4:22	5 - 3	11 - KLINKHAMER	Goal		7:15	11 - 9		Goal	3 - CHEN J
4:22		13 - BUCKINGHAM	Assist Pass		7:06	12 - 9	4 - TAYLOR S	Goal	
4:17			Turnover	2 - HAN G	7:06		2 - PALMER C	Assist Pass	
3:59	6 - 3	13 - BUCKINGHAM	Goal		6:50			Turnover	3 - CHEN J
3:59		5 - WAITE J	Assist Pass		6:36	13 - 9	6 - TINKER G	Goal	
3:39			Turnover	2 - HAN G	6:36		2 - PALMER C	Assist Pass	
3:36		13 - BUCKINGHAM	Steal		6:24	13 - 10		Goal	6 - TIAN S
3:36		14 - WAKEFORD A	Turnover		6:24			Assist Pass	3 - CHEN J
3:25	6 - 4		Goal	3 - CHEN J	6:09	14 - 10	4 - TAYLOR S	Goal	
3:25			Assist Pass	2 - HAN G	5:54			Turnover	3 - CHEN J
3:10	7 - 4	13 - BUCKINGHAM	Goal		5:38	15 - 10	6 - TINKER G	Goal	
3:10			Penalty	2 - HAN G	5:27			Turnover	3 - CHEN J





## PLAY BY PLAY

比赛进程

Time	Score	NZL	Action	CHN	Time	Score	NZL	Action	CHN
<b>Period 2</b>					<b>Period 3</b>				
5:27		11 - KLINKHAMER	Out		8:00			In	1 - PAN Z
5:27		14 - WAKEFORD A	In		8:00			In	3 - CHEN J
5:04	16 - 10	2 - PALMER C	Goal		8:00			In	9 - YU Z
4:54			Turnover	6 - TIAN S	8:00			In	12 - SHAO D
4:43	17 - 10	4 - TAYLOR S	Goal		7:54		13 - BUCKINGHAM	Steal	
4:32	17 - 11		Goal	2 - HAN G	7:54			Turnover	1 - PAN Z
4:32			Assist Pass	3 - CHEN J	7:48	27 - 18	13 - BUCKINGHAM	Goal	
4:21	18 - 11	6 - TINKER G	Goal		7:48		4 - TAYLOR S	Assist Block	
4:21		2 - PALMER C	Assist Pass		7:33		6 - TINKER G	Steal	
4:21		2 - PALMER C	Out		7:33			Turnover	12 - SHAO D
4:21		13 - BUCKINGHAM	In		7:26	28 - 18	13 - BUCKINGHAM	Goal	
3:57	18 - 12		Goal	3 - CHEN J	7:07	28 - 19		Goal	3 - CHEN J
3:57			Assist Pass	2 - HAN G	6:54	29 - 19	4 - TAYLOR S	Goal	
3:48	19 - 12	4 - TAYLOR S	Goal		6:54			Out	1 - PAN Z
3:28	19 - 13		Goal	2 - HAN G	6:54			Out	9 - YU Z
3:28			Assist Pass	3 - CHEN J	6:54			Out	12 - SHAO D
3:16	20 - 13	13 - BUCKINGHAM	Goal		6:54			In	2 - HAN G
3:16		6 - TINKER G	Assist Pass		6:53			In	11 - XIA J
3:13	20 - 14		Goal	3 - CHEN J	6:51			In	8 - CHENG S
3:13			Assist Pass	6 - TIAN S	6:29	29 - 20		Goal	3 - CHEN J
2:58	21 - 14	13 - BUCKINGHAM	Goal		6:29			Assist Pass	2 - HAN G
2:58		6 - TINKER G	Out		6:19	30 - 20	6 - TINKER G	Goal	
2:58		11 - KLINKHAMER	In		5:38	30 - 21		Goal	2 - HAN G
2:58			Out	6 - TIAN S	5:38			Assist Block	8 - CHENG S
2:58			In	8 - CHENG S	5:16	31 - 21	13 - BUCKINGHAM	Goal	
2:44			Turnover	2 - HAN G	5:03	31 - 22		Goal	3 - CHEN J
2:44		13 - BUCKINGHAM	Steal		4:35	32 - 22	6 - TINKER G	Goal	
2:26	22 - 14	4 - TAYLOR S	Goal		4:35		4 - TAYLOR S	Assist Block	
2:24		13 - BUCKINGHAM	Assist Pass		4:35		13 - BUCKINGHAM	Out	
2:13	22 - 15		Goal	3 - CHEN J	4:35		5 - WAITE J	Out	
2:13			Assist Pass	2 - HAN G	4:35		2 - PALMER C	In	
1:58	23 - 15	13 - BUCKINGHAM	Goal		4:35		11 - KLINKHAMER	In	
1:47	23 - 16		Goal	3 - CHEN J	4:17	32 - 23		Goal	3 - CHEN J
1:32	24 - 16	13 - BUCKINGHAM	Goal		4:17			Assist Pass	8 - CHENG S
1:22	24 - 17		Goal	3 - CHEN J	3:55	33 - 23	4 - TAYLOR S	Goal	
1:22			Assist Pass	2 - HAN G	3:40			Turnover	8 - CHENG S
1:03	25 - 17	11 - KLINKHAMER	Goal		3:08	34 - 23	2 - PALMER C	Goal	
1:03		13 - BUCKINGHAM	Assist Pass		2:53	34 - 24		Goal	2 - HAN G
0:48	25 - 18		Goal	2 - HAN G	2:53			Assist Pass	3 - CHEN J
0:48			Assist Pass	3 - CHEN J	2:40	35 - 24	2 - PALMER C	Goal	
0:06	26 - 18	4 - TAYLOR S	Goal		2:12	35 - 25		Goal	2 - HAN G
0:06		13 - BUCKINGHAM	Assist Pass		2:12			Assist Pass	3 - CHEN J
<b>Period 3</b>					2:04	36 - 25	4 - TAYLOR S	Goal	
8:00		4 - TAYLOR S	In		2:04		2 - PALMER C	Assist Pass	
8:00		5 - WAITE J	In		1:22		6 - TINKER G	Steal	
8:00		6 - TINKER G	In		1:22			Turnover	3 - CHEN J
8:00		13 - BUCKINGHAM	In		1:15	37 - 25	6 - TINKER G	Goal	



## PLAY BY PLAY

比赛进程

Time	Score	NZL	Action	CHN	Time	Score	NZL	Action	CHN
<b>Period 3</b>					<b>Period 4</b>				
0:35	37 - 26		Goal	3 - CHEN J	1:34			Timeout	3 - CHEN J
0:06	38 - 26	2 - PALMER C	Goal		0:29	46 - 34		Goal	2 - HAN G
<b>Period 4</b>					0:02	47 - 34	2 - PALMER C	Goal	
8:00		2 - PALMER C	In						
8:00		11 - KLINKHAMER	In						
8:00		13 - BUCKINGHAM	In						
8:00		14 - WAKEFORD A	In						
8:00			In	2 - HAN G					
8:00			In	3 - CHEN J					
8:00			In	7 - CUI M					
8:00			In	10 - TAO Z					
7:38		2 - PALMER C	Assist Pass						
7:38	39 - 26	13 - BUCKINGHAM	Goal						
6:39			Assist Pass	2 - HAN G					
6:39	39 - 27		Goal	3 - CHEN J					
6:27			Steal	3 - CHEN J					
6:27	39 - 28		Goal	3 - CHEN J					
6:20		13 - BUCKINGHAM	Turnover						
6:14		2 - PALMER C	Assist Pass						
6:13	40 - 28	11 - KLINKHAMER	Goal						
5:42			Timeout	3 - CHEN J					
5:29	40 - 29		Goal	3 - CHEN J					
5:21		13 - BUCKINGHAM	Assist Pass						
5:21	41 - 29	11 - KLINKHAMER	Goal						
5:21			Out	7 - CUI M					
5:21			In	6 - TIAN S					
5:21			Out	10 - TAO Z					
5:21			In	11 - XIA J					
4:47			Turnover	2 - HAN G					
4:45		2 - PALMER C	Steal						
4:21	41 - 30		Goal	2 - HAN G					
3:56		13 - BUCKINGHAM	Assist Pass						
3:56	42 - 30	2 - PALMER C	Goal						
3:56			Turnover	2 - HAN G					
3:43	43 - 30	2 - PALMER C	Goal						
3:13			Turnover	2 - HAN G					
3:11		2 - PALMER C	Steal						
3:09	44 - 30	2 - PALMER C	Goal						
2:59	44 - 31		Goal	2 - HAN G					
2:47		11 - KLINKHAMER	Timeout						
2:36		2 - PALMER C	Turnover						
2:24	44 - 32		Goal	3 - CHEN J					
2:11	45 - 32	2 - PALMER C	Goal						
2:01			Timeout	3 - CHEN J					
1:53	45 - 33		Goal	2 - HAN G					
1:53			Assist Pass	3 - CHEN J					
1:43	46 - 33	13 - BUCKINGHAM	Goal						



## RESULTS

比赛成绩

Match No: 14

NZL 26 - 18 CHN

Start Time: 15:00

Referees: IZUMIYA Yoshiaki (JPN)  
SCHREINER Alexander (GER)

Commissioner: ALTMANN Hendrik (NED)

	P1	P2	P3	P4
NZL	10	16		
CHN	7	11		

### NZL - New Zealand

No.	Name	Min	Class. Pts	Goals	PT	AS	AB	TO	ST	EX
2	PALMER Curtis	5:41	2.5	4		3				2
4	TAYLOR Sholto	8:00	2.0	6						
* 5	WAITE Jai	5:58	1.0			1				
6	TINKER Geremy	5:02	2.0	3		1				
7	JOHNSON Tim		2.0							
* 11	KLINKHAMER David	13:31	1.5	3			1		1	
* 13	BUCKINGHAM Daniel (C)	12:21	3.0	10		4			3	
* 14	WAKEFORD Adam	13:27	1.0				2	1		
<b>TEAM TOTALS</b>				26		9	3	1	4	2

Coach SHARMAN Grant

Assistant Coach JOHNSON Tim

### CHN - China

No.	Name	Min	Class. Pts	Goals	PT	AS	AB	TO	ST	EX
1	PAN Zilin		3.5							
* 2	HAN Guifei	16:00	3.0	6	1	4		4		
* 3	CHEN Jun	16:00	2.5	10		6		5		1
6	TIAN Shilin	4:51	2.0	1		1		1		
7	CUI Maosheng		2.0							
* 8	CHENG Shuangmiao (C)	11:09	2.0	1		2		1		
9	YU Zhongtao		1.0							
10	TAO Zhenfeng	8:00	0.5							
* 11	XIA Junfeng	8:00	0.5							
12	SHAO Dequan		1.0							
15	ZHANG Wenli		1.5							
<b>TEAM TOTALS</b>				18	1	13		11		1

Coach WEN Yan

Assistant Coach WU Zhiming

Legend:		AB	AS	Class. Pts
*	= starting line up	Assist Block	Assist Pass	Classification Points
EX	Exclusions	Min	No.	PT
ST	Steals	TO	Bib Number	Penalties



## RESULTS

比赛成绩

Match No: 14

NZL 47 - 34 CHN

Start Time: 15:00

Referees: IZUMIYA Yoshiaki (JPN)  
SCHREINER Alexander (GER)

Commissioner: ALTMANN Hendrik (NED)

	P1	P2	P3	P4
NZL	10	16	12	9
CHN	7	11	8	8

### NZL - New Zealand

No.	Name	Min	Class. Pts	Goals	PT	AS	AB	TO	ST	EX
2	PALMER Curtis	18:16	2.5	12		6		1	2	2
4	TAYLOR Sholto	16:00	2.0	9			2			
* 5	WAITE Jai	9:23	1.0			1				
6	TINKER Jeremy	13:02	2.0	6		1			2	
7	JOHNSON Tim		2.0							
* 11	KLINKHAMER David	26:06	1.5	5			1		1	
* 13	BUCKINGHAM Daniel (C)	23:46	3.0	15		6		1	4	
* 14	WAKEFORD Adam	21:27	1.0				2	1		
<b>TEAM TOTALS</b>				47		14	5	3	9	2

Coach SHARMAN Grant

Assistant Coach JOHNSON Tim

### CHN - China

No.	Name	Min	Class. Pts	Goals	PT	AS	AB	TO	ST	EX
1	PAN Zilin	1:06	3.5					1		
* 2	HAN Guifei	30:54	3.0	13	1	6		7		
* 3	CHEN Jun	32:00	2.5	19		9		6	1	1
6	TIAN Shilin	10:12	2.0	1		1		1		
7	CUI Maosheng	2:39	2.0							
* 8	CHENG Shuangmiao (C)	18:00	2.0	1		3	1	2		
9	YU Zhongtao	1:06	1.0							
10	TAO Zhenfeng	10:39	0.5							
* 11	XIA Junfeng	20:14	0.5							
12	SHAO Dequan	1:06	1.0					1		
15	ZHANG Wenli		1.5							
<b>TEAM TOTALS</b>				34	1	19	1	18	1	1

Coach WEN Yan

Assistant Coach WU Zhiming

Legend:		AB	AS	Class. Pts
*	= starting line up	Assist Block	Assist Pass	Classification Points
EX	Exclusions	Min	No.	PT
ST	Steals	TO	Bib Number	Penalties



## START LIST

首发名单

Match No: 1

USA - CHN

Start Time: 13:00

Referees: SCHREINER Alexander (GER)  
BRIERE Pierre-Alexandre (CAN)

Commissioner: ALTMANN Hendrik (NED)

### USA - United States

No.	Name	Sport Class	Age	GPG	PPG	APPG	ABPG	TOPG	STPG	MPG
1	SUMNER Chance	3.0	31							
2	McBRIDE Seth	2.0	25							
3	ZUPAN Mark	3.0	33							
4	KIRKLAND Bryan (C)	2.0	37							
5	LYDUCH Norm	1.0	36							
6	WILMOTH Joel	3.5	19							
7	REGIER Jason	0.5	33							
8	HOGSETT Scott	1.0	35							
9	SPRINGER Nick	2.0	23							
10	GROULX Will	2.0	34							
11	COHN Andy	2.0	30							
<b>TEAM AVERAGE</b>			30.5							

Coach GUMBERT James  
Assistant Coach SUHR Edward

### CHN - China

No.	Name	Sport Class	Age	GPG	PPG	APPG	ABPG	TOPG	STPG	MPG
1	PAN Zilin	3.5	35							
2	HAN Guifei	3.0	21							
3	CHEN Jun	2.5	23							
5	WANG Sheng	3.0	35							
6	TIAN Shilin	2.0	24							
7	CUI Maosheng	2.0	32							
8	CHENG Shuangmiao (C)	2.0	28							
9	YU Zhongtao	1.0	25							
10	TAO Zhenfeng	0.5	32							
11	XIA Junfeng	0.5	36							
12	SHAO Dequan	1.0	20							
15	ZHANG Wenli	1.5	40							
<b>TEAM AVERAGE</b>			29.3							

Coach WEN Yan  
Assistant Coach WU Zhiming

Legend:	ABPG	Assist by Block per game	APPG	Assist by Pass per game	GPG	Goals per game	MPG	Minutes per game
No.	Bib Number	PPG	Penalties per game	STPG	Stays per game	TOPG	Turnovers per game	



## PLAY BY PLAY

比赛进程

Match No: 1

USA 39 - 18 CHN

Start Time: 13:00

Referees: SCHREINER Alexander (GER)  
BRIERE Pierre-Alexandre (CAN)

Commissioner: ALTMANN Hendrik (NED)

	P1	P2	P3	P4
USA	16	22		
CHN	8	10		

Time	Score	USA	Action	CHN	Time	Score	USA	Action	CHN
<b>Period 1</b>									
7:55		1 - SUMNER C	In		3:38	9 - 5	9 - SPRINGER N	Goal	
7:55		2 - McBRIDE S	In		3:38		1 - SUMNER C	Assist Pass	
7:55		7 - REGIER J	In		3:35		1 - SUMNER C	Penalty	
7:55		9 - SPRINGER N	In		3:35		1 - SUMNER C	Exclusion	
7:55			In	2 - HAN G	3:20			Turnover	8 - CHENG S
7:55			In	3 - CHEN J	3:18		2 - McBRIDE S	Steal	
7:55			In	8 - CHENG S	2:37	10 - 5	2 - McBRIDE S	Goal	
7:55			In	11 - XIA J	2:21			Turnover	2 - HAN G
7:41		1 - SUMNER C	Assist Block		2:19		9 - SPRINGER N	Steal	
7:39	1 - 0	2 - McBRIDE S	Goal		2:14	11 - 5	1 - SUMNER C	Goal	
7:27	1 - 1		Goal	8 - CHENG S	2:14		2 - McBRIDE S	Assist Block	
7:27			Assist Pass	3 - CHEN J	1:55	11 - 6		Goal	3 - CHEN J
7:18	2 - 1	1 - SUMNER C	Goal		1:55			Assist Block	8 - CHENG S
7:18		9 - SPRINGER N	Assist Block		1:55			Assist Pass	2 - HAN G
7:03	2 - 2		Goal	2 - HAN G	1:42	12 - 6	1 - SUMNER C	Goal	
7:03			Assist Pass	3 - CHEN J	1:42		2 - McBRIDE S	Assist Block	
6:54	3 - 2	2 - McBRIDE S	Goal		1:29			Assist Block	11 - XIA J
6:54		1 - SUMNER C	Assist Pass		1:28			Turnover	2 - HAN G
6:46			Turnover	3 - CHEN J	1:28		1 - SUMNER C	Out	
6:32	4 - 2	1 - SUMNER C	Goal		1:28		9 - SPRINGER N	Out	
6:15		1 - SUMNER C	Steal		1:28		6 - WILMOTH J	In	
6:15			Turnover	3 - CHEN J	1:28		10 - GROULX W	In	
6:11	5 - 2	1 - SUMNER C	Goal		1:18		6 - WILMOTH J	Assist Block	
6:11		2 - McBRIDE S	Assist Block		1:15	13 - 6	10 - GROULX W	Goal	
5:56			Assist Block	11 - XIA J	0:59			Timeout	CHINA
5:43	5 - 3		Goal	2 - HAN G	0:59	13 - 7		Goal	2 - HAN G
5:43			Assist Pass	3 - CHEN J	0:59			Assist Pass	3 - CHEN J
5:23	6 - 3	1 - SUMNER C	Goal		0:54	14 - 7	6 - WILMOTH J	Goal	
5:13			Timeout	CHINA	0:46			Turnover	2 - HAN G
4:58	6 - 4		Goal	3 - CHEN J	0:45	15 - 7	10 - GROULX W	Goal	
4:58			Assist Pass	2 - HAN G	0:45		7 - REGIER J	Assist Block	
4:45	7 - 4	1 - SUMNER C	Goal		0:30	15 - 8		Goal	3 - CHEN J
4:27		2 - McBRIDE S	Steal		0:30			Assist Pass	8 - CHENG S
4:27			Turnover	3 - CHEN J	0:03	16 - 8	10 - GROULX W	Goal	
4:13	8 - 4	1 - SUMNER C	Goal		<b>Period 2</b>				
3:51	8 - 5		Goal	8 - CHENG S	8:00		2 - McBRIDE S	In	
3:51			Assist Pass	3 - CHEN J	8:00		6 - WILMOTH J	In	
3:48			Assist Block	8 - CHENG S	8:00		7 - REGIER J	In	
3:40		2 - McBRIDE S	Assist Block		8:00		10 - GROULX W	In	



## PLAY BY PLAY

比赛进程

Time	Score	USA	Action	CHN	Time	Score	USA	Action	CHN
<b>Period 2</b>					<b>Period 2</b>				
8:00			In	2 - HAN G	5:02			Out	6 - TIAN S
8:00			In	3 - CHEN J	5:02			Out	10 - TAO Z
8:00			In	8 - CHENG S	5:02			In	9 - YU Z
8:00			In	10 - TAO Z	5:02			In	12 - SHAO D
7:57	16 - 9		Goal	2 - HAN G	4:55			Exclusion	9 - YU Z
7:46			Assist Pass	10 - TAO Z	4:55		3 - ZUPAN M	Steal	
7:45	17 - 9	2 - McBRIDE S	Goal		4:55	26 - 11	3 - ZUPAN M	Goal	
7:45		6 - WILMOTH J	Assist Block		4:55			Turnover	12 - SHAO D
7:28	17 - 10		Goal	2 - HAN G	4:37			Turnover	12 - SHAO D
7:28			Assist Pass	3 - CHEN J	4:30	27 - 11	3 - ZUPAN M	Goal	
7:15	18 - 10	10 - GROULX W	Goal		4:12	27 - 12		Goal	1 - PAN Z
7:15		6 - WILMOTH J	Assist Block		4:12			Assist Pass	3 - CHEN J
6:59			Turnover	2 - HAN G	4:03	28 - 12	3 - ZUPAN M	Goal	
6:39	19 - 10	6 - WILMOTH J	Goal		4:03		4 - KIRKLAND B	Assist Block	
6:39		10 - GROULX W	Assist Pass		3:47	28 - 13		Goal	1 - PAN Z
6:37	20 - 10	10 - GROULX W	Goal		3:46			Assist Pass	3 - CHEN J
6:36		10 - GROULX W	Steal		3:33	29 - 13	11 - COHN A	Goal	
6:36			Turnover	8 - CHENG S	3:23	29 - 14		Goal	1 - PAN Z
0:56			Timeout	CHINA	3:23			Assist Pass	3 - CHEN J
6:23		2 - McBRIDE S	Out		3:13	30 - 14	3 - ZUPAN M	Goal	
6:23		6 - WILMOTH J	Out		3:13		4 - KIRKLAND B	Assist Block	
6:23		7 - REGIER J	Out		3:08		4 - KIRKLAND B	Out	
6:23		10 - GROULX W	Out		3:06		11 - COHN A	Out	
6:23		3 - ZUPAN M	In		3:06		5 - LYDUCH N	In	
6:21		4 - KIRKLAND B	In		3:02		1 - SUMNER C	In	
6:19		8 - HOGSETT S	In		2:56	30 - 15		Goal	1 - PAN Z
6:18		11 - COHN A	In		2:56			Assist Pass	3 - CHEN J
6:16		3 - ZUPAN M	Exclusion		2:46	31 - 15	3 - ZUPAN M	Goal	
6:03			Turnover	2 - HAN G	2:46		5 - LYDUCH N	Assist Block	
6:02	21 - 10	11 - COHN A	Goal		2:43			Turnover	3 - CHEN J
6:02		8 - HOGSETT S	Assist Pass		2:41	32 - 15	3 - ZUPAN M	Goal	
5:50	21 - 11		Goal	2 - HAN G	2:33			Turnover	1 - PAN Z
5:50			Assist Pass	8 - CHENG S	2:21	33 - 15	1 - SUMNER C	Goal	
5:44	22 - 11	3 - ZUPAN M	Goal		2:20		3 - ZUPAN M	Assist Block	
5:44		4 - KIRKLAND B	Assist Pass		2:09			Turnover	3 - CHEN J
5:44			Turnover	8 - CHENG S	2:06			Exclusion	1 - PAN Z
5:38	23 - 11	3 - ZUPAN M	Goal		1:55	34 - 15	3 - ZUPAN M	Goal	
5:28			Turnover	2 - HAN G	1:55		1 - SUMNER C	Assist Pass	
5:24		11 - COHN A	Steal		1:44	34 - 16		Goal	1 - PAN Z
5:23	24 - 11	11 - COHN A	Goal		1:44			Assist Pass	3 - CHEN J
5:04			Turnover	3 - CHEN J	1:32	35 - 16	1 - SUMNER C	Goal	
5:02	25 - 11	4 - KIRKLAND B	Goal		1:32		3 - ZUPAN M	Assist Block	
5:02		11 - COHN A	Assist Pass		1:17			Turnover	3 - CHEN J
5:02			Out	2 - HAN G	1:14		1 - SUMNER C	Steal	
5:02			Out	8 - CHENG S	1:12	36 - 16	1 - SUMNER C	Goal	
5:02			In	1 - PAN Z	1:12		8 - HOGSETT S	Assist Block	
5:02			In	6 - TIAN S	0:55	36 - 17		Goal	12 - SHAO D



## PLAY BY PLAY

比赛进程

Time	Score	USA	Action	CHN
<b>Period 2</b>				
0:55			Assist Pass	1 - PAN Z
0:51	37 - 17	5 - LYDUCH N	Goal	
0:51		8 - HOGSETT S	Assist Pass	
0:38	37 - 18		Goal	1 - PAN Z
0:38			Assist Block	12 - SHAO D
0:23		8 - HOGSETT S	Assist Block	
0:04	<b>38 - 18</b>	3 - ZUPAN M	Goal	
0:03			Turnover	3 - CHEN J
0:02		3 - ZUPAN M	Turnover	
0:02		3 - ZUPAN M	Penalty	
<b>Period 3</b>				
8:00		4 - KIRKLAND B	In	
8:00		9 - SPRINGER N	In	
8:00		10 - GROULX W	In	
8:00		11 - COHN A	In	
8:00			In	2 - HAN G
8:00			In	3 - CHEN J
8:00			In	6 - TIAN S
8:00			In	11 - XIA J
7:56		4 - KIRKLAND B	Steal	
7:56			Turnover	6 - TIAN S
7:54	<b>39 - 18</b>	4 - KIRKLAND B	Goal	





## PLAY BY PLAY

比赛进程

Match No: 1

USA 65 - 30 CHN

Start Time: 13:00

Referees: SCHREINER Alexander (GER)  
BRIERE Pierre-Alexandre (CAN)

Commissioner: ALTMANN Hendrik (NED)

	P1	P2	P3	P4
USA	16	22	17	10
CHN	8	10	6	6

Time	Score	USA	Action	CHN	Time	Score	USA	Action	CHN
<b>Period 1</b>									
7:55		1 - SUMNER C	In		3:38	9 - 5	9 - SPRINGER N	Goal	
7:55		2 - McBRIDE S	In		3:38		1 - SUMNER C	Assist Pass	
7:55		7 - REGIER J	In		3:35		1 - SUMNER C	Penalty	
7:55		9 - SPRINGER N	In		3:35		1 - SUMNER C	Exclusion	
7:55			In	2 - HAN G	3:20			Turnover	8 - CHENG S
7:55			In	3 - CHEN J	3:18		2 - McBRIDE S	Steal	
7:55			In	8 - CHENG S	2:37	10 - 5	2 - McBRIDE S	Goal	
7:55			In	11 - XIA J	2:21			Turnover	2 - HAN G
7:41		1 - SUMNER C	Assist Block		2:19		9 - SPRINGER N	Steal	
7:39	1 - 0	2 - McBRIDE S	Goal		2:14	11 - 5	1 - SUMNER C	Goal	
7:27	1 - 1		Goal	8 - CHENG S	2:14		2 - McBRIDE S	Assist Block	
7:27			Assist Pass	3 - CHEN J	1:55	11 - 6		Goal	3 - CHEN J
7:18	2 - 1	1 - SUMNER C	Goal		1:55			Assist Block	8 - CHENG S
7:18		9 - SPRINGER N	Assist Block		1:55			Assist Pass	2 - HAN G
7:03	2 - 2		Goal	2 - HAN G	1:42	12 - 6	1 - SUMNER C	Goal	
7:03			Assist Pass	3 - CHEN J	1:42		2 - McBRIDE S	Assist Block	
6:54	3 - 2	2 - McBRIDE S	Goal		1:29			Assist Block	11 - XIA J
6:54		1 - SUMNER C	Assist Pass		1:28			Turnover	2 - HAN G
6:46			Turnover	3 - CHEN J	1:28		1 - SUMNER C	Out	
6:32	4 - 2	1 - SUMNER C	Goal		1:28		9 - SPRINGER N	Out	
6:15		1 - SUMNER C	Steal		1:28		6 - WILMOTH J	In	
6:15			Turnover	3 - CHEN J	1:28		10 - GROULX W	In	
6:11	5 - 2	1 - SUMNER C	Goal		1:18		6 - WILMOTH J	Assist Block	
6:11		2 - McBRIDE S	Assist Block		1:15	13 - 6	10 - GROULX W	Goal	
5:56			Assist Block	11 - XIA J	0:59			Timeout	CHINA
5:43	5 - 3		Goal	2 - HAN G	0:59	13 - 7		Goal	2 - HAN G
5:43			Assist Pass	3 - CHEN J	0:59			Assist Pass	3 - CHEN J
5:23	6 - 3	1 - SUMNER C	Goal		0:54	14 - 7	6 - WILMOTH J	Goal	
5:13			Timeout	CHINA	0:46			Turnover	2 - HAN G
4:58	6 - 4		Goal	3 - CHEN J	0:45	15 - 7	10 - GROULX W	Goal	
4:58			Assist Pass	2 - HAN G	0:45		7 - REGIER J	Assist Block	
4:45	7 - 4	1 - SUMNER C	Goal		0:30	15 - 8		Goal	3 - CHEN J
4:27		2 - McBRIDE S	Steal		0:30			Assist Pass	8 - CHENG S
4:27			Turnover	3 - CHEN J	0:03	16 - 8	10 - GROULX W	Goal	
4:13	8 - 4	1 - SUMNER C	Goal		<b>Period 2</b>				
3:51	8 - 5		Goal	8 - CHENG S	8:00		2 - McBRIDE S	In	
3:51			Assist Pass	3 - CHEN J	8:00		6 - WILMOTH J	In	
3:48			Assist Block	8 - CHENG S	8:00		7 - REGIER J	In	
3:40		2 - McBRIDE S	Assist Block		8:00		10 - GROULX W	In	



## PLAY BY PLAY

比赛进程

Time	Score	USA	Action	CHN	Time	Score	USA	Action	CHN
<b>Period 2</b>					<b>Period 2</b>				
8:00			In	2 - HAN G	5:02			Out	6 - TIAN S
8:00			In	3 - CHEN J	5:02			Out	10 - TAO Z
8:00			In	8 - CHENG S	5:02			In	9 - YU Z
8:00			In	10 - TAO Z	5:02			In	12 - SHAO D
7:57	16 - 9		Goal	2 - HAN G	4:55			Exclusion	9 - YU Z
7:46			Assist Pass	10 - TAO Z	4:55		3 - ZUPAN M	Steal	
7:45	17 - 9	2 - McBRIDE S	Goal		4:55	26 - 11	3 - ZUPAN M	Goal	
7:45		6 - WILMOTH J	Assist Block		4:55			Turnover	12 - SHAO D
7:28	17 - 10		Goal	2 - HAN G	4:37			Turnover	12 - SHAO D
7:28			Assist Pass	3 - CHEN J	4:30	27 - 11	3 - ZUPAN M	Goal	
7:15	18 - 10	10 - GROULX W	Goal		4:12	27 - 12		Goal	1 - PAN Z
7:15		6 - WILMOTH J	Assist Block		4:12			Assist Pass	3 - CHEN J
6:59			Turnover	2 - HAN G	4:03	28 - 12	3 - ZUPAN M	Goal	
6:39	19 - 10	6 - WILMOTH J	Goal		4:03		4 - KIRKLAND B	Assist Block	
6:39		10 - GROULX W	Assist Pass		3:47	28 - 13		Goal	1 - PAN Z
6:37	20 - 10	10 - GROULX W	Goal		3:46			Assist Pass	3 - CHEN J
6:36		10 - GROULX W	Steal		3:33	29 - 13	11 - COHN A	Goal	
6:36			Turnover	8 - CHENG S	3:23	29 - 14		Goal	1 - PAN Z
0:56			Timeout	CHINA	3:23			Assist Pass	3 - CHEN J
6:23		2 - McBRIDE S	Out		3:13	30 - 14	3 - ZUPAN M	Goal	
6:23		6 - WILMOTH J	Out		3:13		4 - KIRKLAND B	Assist Block	
6:23		7 - REGIER J	Out		3:08		4 - KIRKLAND B	Out	
6:23		10 - GROULX W	Out		3:06		11 - COHN A	Out	
6:23		3 - ZUPAN M	In		3:06		5 - LYDUCH N	In	
6:21		4 - KIRKLAND B	In		3:02		1 - SUMNER C	In	
6:19		8 - HOGSETT S	In		2:56	30 - 15		Goal	1 - PAN Z
6:18		11 - COHN A	In		2:56			Assist Pass	3 - CHEN J
6:16		3 - ZUPAN M	Exclusion		2:46	31 - 15	3 - ZUPAN M	Goal	
6:03			Turnover	2 - HAN G	2:46		5 - LYDUCH N	Assist Block	
6:02	21 - 10	11 - COHN A	Goal		2:43			Turnover	3 - CHEN J
6:02		8 - HOGSETT S	Assist Pass		2:41	32 - 15	3 - ZUPAN M	Goal	
5:50	21 - 11		Goal	2 - HAN G	2:33			Turnover	1 - PAN Z
5:50			Assist Pass	8 - CHENG S	2:21	33 - 15	1 - SUMNER C	Goal	
5:44	22 - 11	3 - ZUPAN M	Goal		2:20		3 - ZUPAN M	Assist Block	
5:44		4 - KIRKLAND B	Assist Pass		2:09			Turnover	3 - CHEN J
5:44			Turnover	8 - CHENG S	2:06			Exclusion	1 - PAN Z
5:38	23 - 11	3 - ZUPAN M	Goal		1:55	34 - 15	3 - ZUPAN M	Goal	
5:28			Turnover	2 - HAN G	1:55		1 - SUMNER C	Assist Pass	
5:24		11 - COHN A	Steal		1:44	34 - 16		Goal	1 - PAN Z
5:23	24 - 11	11 - COHN A	Goal		1:44			Assist Pass	3 - CHEN J
5:04			Turnover	3 - CHEN J	1:32	35 - 16	1 - SUMNER C	Goal	
5:02	25 - 11	4 - KIRKLAND B	Goal		1:32		3 - ZUPAN M	Assist Block	
5:02		11 - COHN A	Assist Pass		1:17			Turnover	3 - CHEN J
5:02			Out	2 - HAN G	1:14		1 - SUMNER C	Steal	
5:02			Out	8 - CHENG S	1:12	36 - 16	1 - SUMNER C	Goal	
5:02			In	1 - PAN Z	1:12		8 - HOGSETT S	Assist Block	
5:02			In	6 - TIAN S	0:55	36 - 17		Goal	12 - SHAO D



## PLAY BY PLAY

比赛进程

Time	Score	USA	Action	CHN	Time	Score	USA	Action	CHN
<b>Period 2</b>					<b>Period 3</b>				
0:55			Assist Pass	1 - PAN Z	4:37			Assist Pass	3 - CHEN J
0:51	37 - 17	5 - LYDUCH N	Goal		4:35			Assist Block	8 - CHENG S
0:51		8 - HOGSETT S	Assist Pass		4:23	48 - 20	9 - SPRINGER N	Goal	
0:38	37 - 18		Goal	1 - PAN Z	4:23		10 - GROULX W	Assist Pass	
0:38			Assist Block	12 - SHAO D	4:10			Turnover	3 - CHEN J
0:23		8 - HOGSETT S	Assist Block		4:10		9 - SPRINGER N	Out	
0:04	<b>38 - 18</b>	3 - ZUPAN M	Goal		4:10		10 - GROULX W	Out	
0:03			Turnover	3 - CHEN J	4:09		11 - COHN A	Out	
0:02		3 - ZUPAN M	Turnover		4:09		2 - McBRIDE S	In	
0:02		3 - ZUPAN M	Penalty		4:06		6 - WILMOTH J	In	
<b>Period 3</b>					4:05		7 - REGIER J	In	
8:00		4 - KIRKLAND B	In		4:02	49 - 20	6 - WILMOTH J	Goal	
8:00		9 - SPRINGER N	In		3:25	49 - 21		Goal	2 - HAN G
8:00		10 - GROULX W	In		3:25			Assist Pass	3 - CHEN J
8:00		11 - COHN A	In		3:25			Assist Block	8 - CHENG S
8:00			In	2 - HAN G	3:23			Assist Block	11 - XIA J
8:00			In	3 - CHEN J	3:13	50 - 21	2 - McBRIDE S	Goal	
8:00			In	6 - TIAN S	3:13		6 - WILMOTH J	Assist Pass	
8:00			In	11 - XIA J	0:56		4 - KIRKLAND B	Timeout	
7:56		4 - KIRKLAND B	Steal		2:35			Out	8 - CHENG S
7:56			Turnover	6 - TIAN S	2:35			In	6 - TIAN S
7:54	39 - 18	4 - KIRKLAND B	Goal		2:35		4 - KIRKLAND B	Steal	
7:35		10 - GROULX W	Steal		2:35			Turnover	3 - CHEN J
7:35			Turnover	2 - HAN G	2:31	51 - 21	6 - WILMOTH J	Goal	
7:25	40 - 18	10 - GROULX W	Goal		2:31		2 - McBRIDE S	Assist Pass	
7:25		9 - SPRINGER N	Assist Block		1:56	51 - 22		Goal	6 - TIAN S
7:08	41 - 18	11 - COHN A	Goal		1:52			Assist Block	2 - HAN G
6:59			Turnover	3 - CHEN J	1:41	52 - 22	6 - WILMOTH J	Goal	
6:52	42 - 18	10 - GROULX W	Goal		1:21	52 - 23		Goal	3 - CHEN J
6:47		4 - KIRKLAND B	Steal		1:21			Assist Pass	2 - HAN G
6:47			Turnover	2 - HAN G	1:14			Exclusion	2 - HAN G
6:41	43 - 18	10 - GROULX W	Goal		1:08	53 - 23	4 - KIRKLAND B	Goal	
6:41		9 - SPRINGER N	Assist Block		1:08		6 - WILMOTH J	Assist Pass	
6:26			Out	6 - TIAN S	1:02	53 - 24		Goal	2 - HAN G
6:26			In	8 - CHENG S	0:57			Assist Pass	6 - TIAN S
6:26			Turnover	3 - CHEN J	0:53	54 - 24	6 - WILMOTH J	Goal	
6:20	44 - 18	4 - KIRKLAND B	Goal		0:50		4 - KIRKLAND B	Assist Pass	
6:20			Turnover	8 - CHENG S	0:42			Turnover	2 - HAN G
6:12	45 - 18	11 - COHN A	Goal		0:01			Exclusion	6 - TIAN S
6:12		4 - KIRKLAND B	Assist Pass		0:00	<b>55 - 24</b>	4 - KIRKLAND B	Goal	
5:56			Turnover	2 - HAN G	<b>Period 4</b>				
5:52	46 - 18	10 - GROULX W	Goal		8:00		2 - McBRIDE S	In	
5:25	46 - 19		Goal	2 - HAN G	8:00		4 - KIRKLAND B	In	
5:25			Assist Pass	3 - CHEN J	8:00		6 - WILMOTH J	In	
5:17	47 - 19	10 - GROULX W	Goal		8:00		7 - REGIER J	In	
5:17		4 - KIRKLAND B	Assist Pass		8:00			In	2 - HAN G
4:37	47 - 20		Goal	2 - HAN G	8:00			In	3 - CHEN J



## PLAY BY PLAY

比赛进程

Time	Score	USA	Action	CHN	Time	Score	USA	Action	CHN
<b>Period 4</b>					<b>Period 4</b>				
8:00			In	6 - TIAN S	0:59			Timeout	CHINA
8:00			In	11 - XIA J	0:48			Turnover	3 - CHEN J
7:47		6 - WILMOTH J	Out		0:05	65 - 30	3 - ZUPAN M	Goal	
7:47		10 - GROULX W	In						
7:43		4 - KIRKLAND B	Out						
7:41		7 - REGIER J	Out						
7:41		5 - LYDUCH N	In						
7:38		1 - SUMNER C	In						
7:38	56 - 24	10 - GROULX W	Goal						
7:38			Out	11 - XIA J					
7:38			In	10 - TAO Z					
7:38		10 - GROULX W	Exclusion						
7:13	56 - 25		Goal	3 - CHEN J					
7:13			Assist Block	2 - HAN G					
7:12			Assist Block	6 - TIAN S					
7:10	57 - 25	10 - GROULX W	Goal						
7:10		1 - SUMNER C	Assist Pass						
6:31			Turnover	2 - HAN G					
5:59	58 - 25	10 - GROULX W	Goal						
5:36	58 - 26		Goal	3 - CHEN J					
5:36			Assist Block	2 - HAN G					
5:18	59 - 26	1 - SUMNER C	Goal						
5:05	59 - 27		Goal	2 - HAN G					
5:05			Assist Pass	3 - CHEN J					
4:51	60 - 27	10 - GROULX W	Goal						
4:36	60 - 28		Goal	2 - HAN G					
4:36			Assist Pass	3 - CHEN J					
4:33	61 - 28	2 - McBRIDE S	Goal						
4:33		1 - SUMNER C	Assist Pass						
4:15			Turnover	2 - HAN G					
4:15			Out	6 - TIAN S					
4:15			In	8 - CHENG S					
4:07		1 - SUMNER C	Out						
4:04		2 - McBRIDE S	Out						
4:04		5 - LYDUCH N	Out						
4:04		3 - ZUPAN M	In						
4:04		8 - HOGSETT S	In						
4:04		11 - COHN A	In						
4:01	62 - 28	10 - GROULX W	Goal						
3:28	62 - 29		Goal	3 - CHEN J					
3:28			Assist Pass	2 - HAN G					
3:25	63 - 29	10 - GROULX W	Goal						
3:23		3 - ZUPAN M	Assist Pass						
2:52		3 - ZUPAN M	Exclusion						
2:01	63 - 30		Goal	2 - HAN G					
2:01			Assist Pass	3 - CHEN J					
1:52	64 - 30	11 - COHN A	Goal						



## RESULTS

比赛成绩

Match No: 1

USA 65 - 30 CHN

Start Time: 13:00

Referees: SCHREINER Alexander (GER)  
BRIERE Pierre-Alexandre (CAN)

Commissioner: ALTMANN Hendrik (NED)

	P1	P2	P3	P4
USA	16	22	17	10
CHN	8	10	6	6

### USA - United States

No.	Name	Min	Class. Pts	Goals	PT	AS	AB	TO	ST	EX
* 1	SUMNER Chance	13:00	3.0	12	1	5	1		2	1
* 2	McBRIDE Seth	16:52	2.0	6		1	4		2	
3	ZUPAN Mark	10:27	3.0	11	1	1	2	1	1	2
4	KIRKLAND Bryan (C)	10:45	2.0	5		4	2		3	
5	LYDUCH Norm	6:43	1.0	1			1			
6	WILMOTH Joel	6:39	3.5	6		2	3			
* 7	REGIER Jason	13:11	0.5				1			
8	HOGSETT Scott	10:23	1.0			2	2			
* 9	SPRINGER Nick	10:17	2.0	2			3		1	
10	GROULX Will	14:42	2.0	16		2			2	1
11	COHN Andy	11:07	2.0	6		1			1	
<b>TEAM TOTALS</b>				65	2	18	19	1	12	4

Coach GUMBERT James  
Assistant Coach SUHR Edward

### CHN - China

No.	Name	Min	Class. Pts	Goals	PT	AS	AB	TO	ST	EX
1	PAN Zilin	5:02	3.5	6		1		1		1
* 2	HAN Guifei	26:08	3.0	13		4	3	12		1
* 3	CHEN Jun	31:10	2.5	7		17		13		
5	WANG Sheng		3.0							
6	TIAN Shilin	7:09	2.0	1		1	1	1		1
7	CUI Maosheng		2.0							
* 8	CHENG Shuangmiao (C)	18:59	2.0	2		2	4	4		
9	YU Zhongtao	5:02	1.0							1
10	TAO Zhenfeng	10:36	0.5			1				
* 11	XIA Junfeng	15:32	0.5				3			
12	SHAO Dequan	5:02	1.0	1			1	2		
15	ZHANG Wenli		1.5							
<b>TEAM TOTALS</b>				30		26	12	33		4

Coach WEN Yan  
Assistant Coach WU Zhiming

Legend:	AB	AS	Class. Pts
* = starting line up	Assist Block	Assist Pass	Classification Points
EX Exclusions	Min Minutes	No. Bib Number	PT Penalties
ST Steals	TO Turnovers		



## RESULTS

比赛成绩

Match No: 1

USA 65 - 30 CHN

Start Time: 13:00

Referees: SCHREINER Alexander (GER)  
BRIERE Pierre-Alexandre (CAN)

Commissioner: ALTMANN Hendrik (NED)

	P1	P2	P3	P4
USA	16	22	17	10
CHN	8	10	6	6

### USA - United States

No.	Name	Min	Class. Pts	Goals	PT	AS	AB	TO	ST	EX
* 1	SUMNER Chance	13:00	3.0	12	1	5	1		2	1
* 2	McBRIDE Seth	16:52	2.0	6		1	4		2	
3	ZUPAN Mark	10:27	3.0	11	1	1	2	1	1	2
4	KIRKLAND Bryan (C)	10:45	2.0	5		4	2		3	
5	LYDUCH Norm	6:43	1.0	1			1			
6	WILMOTH Joel	6:39	3.5	6		2	3			
* 7	REGIER Jason	13:11	0.5				1			
8	HOGSETT Scott	10:23	1.0			2	2			
* 9	SPRINGER Nick	10:17	2.0	2			3		1	
10	GROULX Will	14:42	2.0	16		2			2	1
11	COHN Andy	11:07	2.0	6		1			1	
<b>TEAM TOTALS</b>				65	2	18	19	1	12	4

Coach GUMBERT James  
Assistant Coach SUHR Edward

### CHN - China

No.	Name	Min	Class. Pts	Goals	PT	AS	AB	TO	ST	EX
1	PAN Zilin	5:02	3.5	6		1		1		1
* 2	HAN Guifei	26:08	3.0	13		4	3	12		1
* 3	CHEN Jun	31:10	2.5	7		17		13		
5	WANG Sheng		3.0							
6	TIAN Shilin	7:09	2.0	1		1	1	1		1
7	CUI Maosheng		2.0							
* 8	CHENG Shuangmiao (C)	18:59	2.0	2		2	4	4		
9	YU Zhongtao	5:02	1.0							1
10	TAO Zhenfeng	10:36	0.5			1				
* 11	XIA Junfeng	15:32	0.5				3			
12	SHAO Dequan	5:02	1.0	1			1	2		
15	ZHANG Wenli		1.5							
<b>TEAM TOTALS</b>				30		26	12	33		4

Coach WEN Yan  
Assistant Coach WU Zhiming

Legend:	AB	AS	Class. Pts
* = starting line up	Assist Block	Assist Pass	Classification Points
EX Exclusions	Min Minutes	No. Bib Number	PT Penalties
ST Steals	TO Turnovers		



## START LIST

首发名单

Match No: 2

CAN - JPN

Start Time: 15:00

Referees: ULFSON Ulrica (SWE)  
WASHBOURN Philip (NZL)

Commissioner: CORSON Jonathan (NZL)

### CAN - Canada

No.	Name	Sport Class	Age	GPG	PPG	APPG	ABPG	TOPG	STPG	MPG
1	PARADIS Daniel	0.5	47							
2	CRONE Jason	1.5	21							
4	SCHMUTZ Erika	1.5	35							
5	HICKLING Garrett	3.5	37							
6	CHAN Ian	3.0	31							
8	WHITEHEAD Mike	3.0	32							
9	LUANGKHAMDENG Say	2.0	31							
10	HIRSCHFIELD Trevor	1.0	24							
11	LAVOIE Fabien	3.0	27							
13	FUNK Jared	0.5	34							
14	WILLSIE David (C)	2.0	40							
15	SIMARD Patrice	1.5	29							
<b>TEAM AVERAGE</b>			<b>32.3</b>							

Coach LABRECQUE Benoit  
Assistant Coach DISPALTRO Marco  
Assistant Coach FROST Adam

### JPN - Japan

No.	Name	Sport Class	Age	GPG	PPG	APPG	ABPG	TOPG	STPG	MPG
1	TAKAHASHI Yoshinobu	0.5	33							
3	NAGAYASU Yu	3.0	22							
4	SHIMAKAWA Shinichi	3.0	33							
5	OGINO Koichi (C)	1.0	42							
6	MUROHASHI Takuo	2.0	33							
7	FUJISHIMA Shingo	3.0	36							
8	MISAKA Hiroyuki	2.0	27							
9	TAMURA Manabu	2.5	33							
10	SATO Yoshito	2.0	28							
11	NAKAZATO Shin	2.5	31							
12	KAWANO Shunsuke	1.5	32							
<b>TEAM AVERAGE</b>			<b>31.8</b>							

Coach SHIOZAWA Yasuo  
Assistant Coach AOYAGI Daisuke

Legend:		ABPG	APPG	GPG	MPG
No.	Assist by Block per game	Assist by Pass per game	Goals per game	Minutes per game	
	Bib Number	PPG	STPG	TOPG	Turnovers per game



## PLAY BY PLAY

比赛进程

Match No: 2

CAN 25 - 22 JPN

Start Time: 15:00

Referees: ULFSON Ulrica (SWE)  
WASHBOURN Philip (NZL)

Commissioner: CORSON Jonathan (NZL)

	P1	P2	P3	P4
CAN	12	13		
JPN	12	10		

Time	Score	CAN	Action	JPN	Time	Score	CAN	Action	JPN
<b>Period 1</b>									
8:00		8 - WHITEHEAD	In		4:33			Assist Block	9 - TAMURA M
8:00		9 - LUANGKHAM.	In		4:26	6 - 7	11 - LAVOIE F	Goal	
8:00		10 - HIRSCHFIE.	In		4:16			Timeout	JAPAN
8:00		14 - WILLSIE D	In		3:46	7 - 7	11 - LAVOIE F	Goal	
8:00			In	1 - TAKAHASHI	3:32	7 - 8		Goal	9 - TAMURA M
8:00			In	3 - NAGAYASU Y	3:19	8 - 8	6 - CHAN I	Goal	
8:00			In	8 - MISAKA H	3:19		15 - SIMARD P	Assist Block	
8:00			In	9 - TAMURA M	3:00	8 - 9		Goal	9 - TAMURA M
7:42	0 - 1		Goal	9 - TAMURA M	3:00			Assist Pass	4 - SHIMAKAWA
7:35		14 - WILLSIE D	Turnover		2:48	9 - 9	11 - LAVOIE F	Goal	
7:35			Out	3 - NAGAYASU Y	2:45			Exclusion	8 - MISAKA H
7:35			In	4 - SHIMAKAWA	2:30	10 - 9	11 - LAVOIE F	Goal	
7:23	0 - 2		Goal	4 - SHIMAKAWA	2:20	10 - 10		Goal	4 - SHIMAKAWA
7:23			Assist Pass	9 - TAMURA M	2:10	11 - 10	11 - LAVOIE F	Goal	
7:07	1 - 2	8 - WHITEHEAD	Goal		2:10		6 - CHAN I	Assist Pass	
6:54	1 - 3		Goal	4 - SHIMAKAWA	2:10			Out	4 - SHIMAKAWA
6:54			Assist Pass	9 - TAMURA M	2:10			Out	8 - MISAKA H
6:46	2 - 3	8 - WHITEHEAD	Goal		2:10			In	10 - SATO Y
6:46		9 - LUANGKHAM.	Assist Pass		2:10			In	7 - FUJISHIMA
6:14	2 - 4		Goal	4 - SHIMAKAWA	2:10			Out	9 - TAMURA M
6:14			Assist Pass	8 - MISAKA H	2:10			In	11 - NAKAZATO S
6:14		CANADA	Timeout		2:03			Assist Block	11 - NAKAZATO S
6:14		8 - WHITEHEAD	Out		2:01	11 - 11		Goal	7 - FUJISHIMA
6:14		9 - LUANGKHAM.	Out		1:48	12 - 11	11 - LAVOIE F	Goal	
6:14		10 - HIRSCHFIE.	Out		1:48		15 - SIMARD P	Assist Block	
6:14		14 - WILLSIE D	Out		1:48		6 - CHAN I	Penalty	
6:14		1 - PARADIS D	In		0:03	12 - 12		Goal	11 - NAKAZATO S
6:14		6 - CHAN I	In		0:03			Assist Pass	10 - SATO Y
6:14		11 - LAVOIE F	In		<b>Period 2</b>				
6:14		15 - SIMARD P	In		8:00		1 - PARADIS D	In	
5:59	3 - 4	11 - LAVOIE F	Goal		8:00		2 - CRONE J	In	
5:43	3 - 5		Goal	4 - SHIMAKAWA	8:00		6 - CHAN I	In	
5:43			Assist Pass	9 - TAMURA M	8:00		8 - WHITEHEAD	In	
5:17	4 - 5	6 - CHAN I	Goal		8:00			In	1 - TAKAHASHI
5:17		1 - PARADIS D	Assist Block		8:00			In	7 - FUJISHIMA
5:01	4 - 6		Goal	4 - SHIMAKAWA	8:00			In	10 - SATO Y
5:01			Assist Pass	8 - MISAKA H	8:00			In	11 - NAKAZATO S
4:43	5 - 6	6 - CHAN I	Goal		7:45	13 - 12	6 - CHAN I	Goal	
4:33	5 - 7		Goal	4 - SHIMAKAWA	7:45		1 - PARADIS D	Assist Block	





## PLAY BY PLAY

比赛进程

Time	Score	CAN	Action	JPN	Time	Score	CAN	Action	JPN
<b>Period 2</b>					<b>Period 2</b>				
7:37	13 - 13		Goal	7 - FUJISHIMA	2:40			In	8 - MISAKA H
7:37			Assist Pass	10 - SATO Y	2:40		CANADA	Timeout	
7:25			Exclusion	7 - FUJISHIMA	2:39			Exclusion	9 - TAMURA M
7:09	14 - 13	8 - WHITEHEAD	Goal		2:30	24 - 20	11 - LAVOIE F	Goal	
7:01			Timeout	7 - FUJISHIMA	2:03	24 - 21		Goal	4 - SHIMAKAWA
6:53	14 - 14		Goal	7 - FUJISHIMA	1:53	25 - 21	15 - SIMARD P	Goal	
6:41	15 - 14	6 - CHAN I	Goal		0:07	<b>25 - 22</b>		Goal	4 - SHIMAKAWA
6:35			Turnover	11 - NAKAZATO S	0:05		11 - LAVOIE F	Out	
6:27			Exclusion	11 - NAKAZATO S	0:05		8 - WHITEHEAD	In	
6:15	16 - 14	6 - CHAN I	Goal						
6:04	16 - 15		Goal	7 - FUJISHIMA					
6:04			Assist Pass	11 - NAKAZATO S					
5:57	17 - 15	8 - WHITEHEAD	Goal						
5:43	17 - 16		Goal	11 - NAKAZATO S					
5:43			Assist Pass	10 - SATO Y					
5:30		CANADA	Timeout						
5:29		8 - WHITEHEAD	Out						
5:29		11 - LAVOIE F	In						
5:20	18 - 16	2 - CRONE J	Goal						
5:20		6 - CHAN I	Assist Pass						
5:12	18 - 17		Goal	10 - SATO Y					
4:46		2 - CRONE J	Out						
4:46		1 - PARADIS D	Out						
4:46		13 - FUNK J	In						
4:46		15 - SIMARD P	In						
4:38			Turnover	10 - SATO Y					
4:18	19 - 17	11 - LAVOIE F	Goal						
4:18		6 - CHAN I	Assist Pass						
4:11	19 - 18		Goal	7 - FUJISHIMA					
3:59	20 - 18	11 - LAVOIE F	Goal						
3:59		15 - SIMARD P	Assist Block						
3:51	20 - 19		Goal	7 - FUJISHIMA					
3:51			Assist Pass	11 - NAKAZATO S					
3:37	21 - 19	11 - LAVOIE F	Goal						
3:21	21 - 20		Goal	7 - FUJISHIMA					
3:21			Assist Pass	11 - NAKAZATO S					
3:05	22 - 20	6 - CHAN I	Goal						
3:05		11 - LAVOIE F	Assist Block						
3:02			Exclusion	10 - SATO Y					
3:02			Out	11 - NAKAZATO S					
3:02			Out	7 - FUJISHIMA					
3:02			In	4 - SHIMAKAWA					
3:02			In	9 - TAMURA M					
2:53	23 - 20	11 - LAVOIE F	Goal						
2:40			Turnover	10 - SATO Y					
2:40		11 - LAVOIE F	Steal						
2:40			Out	10 - SATO Y					



## PLAY BY PLAY

比赛进程

Match No: 2

CAN 48 - 40 JPN

Start Time: 15:00

Referees: ULFSON Ulrica (SWE)  
WASHBOURN Philip (NZL)

Commissioner: CORSON Jonathan (NZL)

	P1	P2	P3	P4
CAN	12	13	9	14
JPN	12	10	9	9

Time	Score	CAN	Action	JPN	Time	Score	CAN	Action	JPN
<b>Period 1</b>									
8:00		8 - WHITEHEAD	In		4:33			Assist Block	9 - TAMURA M
8:00		9 - LUANGKHAM.	In		4:26	6 - 7	11 - LAVOIE F	Goal	
8:00		10 - HIRSCHFIE.	In		4:16			Timeout	JAPAN
8:00		14 - WILLSIE D	In		3:46	7 - 7	11 - LAVOIE F	Goal	
8:00			In	1 - TAKAHASHI	3:32	7 - 8		Goal	9 - TAMURA M
8:00			In	3 - NAGAYASU Y	3:19	8 - 8	6 - CHAN I	Goal	
8:00			In	8 - MISAKA H	3:19		15 - SIMARD P	Assist Block	
8:00			In	9 - TAMURA M	3:00	8 - 9		Goal	9 - TAMURA M
7:42	0 - 1		Goal	9 - TAMURA M	3:00			Assist Pass	4 - SHIMAKAWA
7:35		14 - WILLSIE D	Turnover		2:48	9 - 9	11 - LAVOIE F	Goal	
7:35			Out	3 - NAGAYASU Y	2:45			Exclusion	8 - MISAKA H
7:35			In	4 - SHIMAKAWA	2:30	10 - 9	11 - LAVOIE F	Goal	
7:23	0 - 2		Goal	4 - SHIMAKAWA	2:20	10 - 10		Goal	4 - SHIMAKAWA
7:23			Assist Pass	9 - TAMURA M	2:10	11 - 10	11 - LAVOIE F	Goal	
7:07	1 - 2	8 - WHITEHEAD	Goal		2:10		6 - CHAN I	Assist Pass	
6:54	1 - 3		Goal	4 - SHIMAKAWA	2:10			Out	4 - SHIMAKAWA
6:54			Assist Pass	9 - TAMURA M	2:10			Out	8 - MISAKA H
6:46	2 - 3	8 - WHITEHEAD	Goal		2:10			In	10 - SATO Y
6:46		9 - LUANGKHAM.	Assist Pass		2:10			In	7 - FUJISHIMA
6:14	2 - 4		Goal	4 - SHIMAKAWA	2:10			Out	9 - TAMURA M
6:14			Assist Pass	8 - MISAKA H	2:10			In	11 - NAKAZATO S
6:14		CANADA	Timeout		2:03			Assist Block	11 - NAKAZATO S
6:14		8 - WHITEHEAD	Out		2:01	11 - 11		Goal	7 - FUJISHIMA
6:14		9 - LUANGKHAM.	Out		1:48	12 - 11	11 - LAVOIE F	Goal	
6:14		10 - HIRSCHFIE.	Out		1:48		15 - SIMARD P	Assist Block	
6:14		14 - WILLSIE D	Out		1:48		6 - CHAN I	Penalty	
6:14		1 - PARADIS D	In		0:03	12 - 12		Goal	11 - NAKAZATO S
6:14		6 - CHAN I	In		0:03			Assist Pass	10 - SATO Y
6:14		11 - LAVOIE F	In		<b>Period 2</b>				
6:14		15 - SIMARD P	In		8:00		1 - PARADIS D	In	
5:59	3 - 4	11 - LAVOIE F	Goal		8:00		2 - CRONE J	In	
5:43	3 - 5		Goal	4 - SHIMAKAWA	8:00		6 - CHAN I	In	
5:43			Assist Pass	9 - TAMURA M	8:00		8 - WHITEHEAD	In	
5:17	4 - 5	6 - CHAN I	Goal		8:00			In	1 - TAKAHASHI
5:17		1 - PARADIS D	Assist Block		8:00			In	7 - FUJISHIMA
5:01	4 - 6		Goal	4 - SHIMAKAWA	8:00			In	10 - SATO Y
5:01			Assist Pass	8 - MISAKA H	8:00			In	11 - NAKAZATO S
4:43	5 - 6	6 - CHAN I	Goal		7:45	13 - 12	6 - CHAN I	Goal	
4:33	5 - 7		Goal	4 - SHIMAKAWA	7:45		1 - PARADIS D	Assist Block	



## PLAY BY PLAY

比赛进程

Time	Score	CAN	Action	JPN	Time	Score	CAN	Action	JPN
<b>Period 2</b>					<b>Period 2</b>				
7:37	13 - 13		Goal	7 - FUJISHIMA	2:40			In	8 - MISAKA H
7:37			Assist Pass	10 - SATO Y	2:40		CANADA	Timeout	
7:25			Exclusion	7 - FUJISHIMA	2:39			Exclusion	9 - TAMURA M
7:09	14 - 13	8 - WHITEHEAD	Goal		2:30	24 - 20	11 - LAVOIE F	Goal	
7:01			Timeout	7 - FUJISHIMA	2:03	24 - 21		Goal	4 - SHIMAKAWA
6:53	14 - 14		Goal	7 - FUJISHIMA	1:53	25 - 21	15 - SIMARD P	Goal	
6:41	15 - 14	6 - CHAN I	Goal		0:07	<b>25 - 22</b>		Goal	4 - SHIMAKAWA
6:35			Turnover	11 - NAKAZATO S	0:05		11 - LAVOIE F	Out	
6:27			Exclusion	11 - NAKAZATO S	0:05		8 - WHITEHEAD	In	
6:15	16 - 14	6 - CHAN I	Goal		<b>Period 3</b>				
6:04	16 - 15		Goal	7 - FUJISHIMA	8:00		2 - CRONE J	In	
6:04			Assist Pass	11 - NAKAZATO S	8:00		8 - WHITEHEAD	In	
5:57	17 - 15	8 - WHITEHEAD	Goal		8:00		9 - LUANGKHAM.	In	
5:43	17 - 16		Goal	11 - NAKAZATO S	8:00		15 - SIMARD P	In	
5:43			Assist Pass	10 - SATO Y	8:00			In	5 - OGINO K
5:30		CANADA	Timeout		8:00			In	9 - TAMURA M
5:29		8 - WHITEHEAD	Out		8:00			In	10 - SATO Y
5:29		11 - LAVOIE F	In		8:00			In	11 - NAKAZATO S
5:20	18 - 16	2 - CRONE J	Goal		7:06		15 - SIMARD P	Steal	
5:20		6 - CHAN I	Assist Pass		7:06			Turnover	9 - TAMURA M
5:12	18 - 17		Goal	10 - SATO Y	7:03			Exclusion	11 - NAKAZATO S
4:46		2 - CRONE J	Out		6:49	26 - 22	8 - WHITEHEAD	Goal	
4:46		1 - PARADIS D	Out		6:16	26 - 23		Goal	9 - TAMURA M
4:46		13 - FUNK J	In		6:06	27 - 23	8 - WHITEHEAD	Goal	
4:46		15 - SIMARD P	In		6:06		9 - LUANGKHAM.	Assist Pass	
4:38			Turnover	10 - SATO Y	6:06			Out	9 - TAMURA M
4:18	19 - 17	11 - LAVOIE F	Goal		6:06			Out	11 - NAKAZATO S
4:18		6 - CHAN I	Assist Pass		6:06			In	4 - SHIMAKAWA
4:11	19 - 18		Goal	7 - FUJISHIMA	6:06			In	8 - MISAKA H
3:59	20 - 18	11 - LAVOIE F	Goal		5:56	27 - 24		Goal	8 - MISAKA H
3:59		15 - SIMARD P	Assist Block		5:19	28 - 24	15 - SIMARD P	Goal	
3:51	20 - 19		Goal	7 - FUJISHIMA	5:19		9 - LUANGKHAM.	Assist Pass	
3:51			Assist Pass	11 - NAKAZATO S	4:59	28 - 25		Goal	4 - SHIMAKAWA
3:37	21 - 19	11 - LAVOIE F	Goal		4:59			Assist Pass	10 - SATO Y
3:21	21 - 20		Goal	7 - FUJISHIMA	4:49		8 - WHITEHEAD	Assist Block	
3:21			Assist Pass	11 - NAKAZATO S	4:48	29 - 25	2 - CRONE J	Goal	
3:05	22 - 20	6 - CHAN I	Goal		4:48		9 - LUANGKHAM.	Assist Pass	
3:05		11 - LAVOIE F	Assist Block		4:09	29 - 26		Goal	4 - SHIMAKAWA
3:02			Exclusion	10 - SATO Y	3:53	30 - 26	8 - WHITEHEAD	Goal	
3:02			Out	11 - NAKAZATO S	3:53		15 - SIMARD P	Assist Block	
3:02			Out	7 - FUJISHIMA	3:33	30 - 27		Goal	10 - SATO Y
3:02			In	4 - SHIMAKAWA	3:33			Assist Pass	4 - SHIMAKAWA
3:02			In	9 - TAMURA M	3:18		9 - LUANGKHAM.	Turnover	
2:53	23 - 20	11 - LAVOIE F	Goal		3:16	30 - 28		Goal	10 - SATO Y
2:40			Turnover	10 - SATO Y	3:12		9 - LUANGKHAM.	Turnover	
2:40		11 - LAVOIE F	Steal		3:05	31 - 28	9 - LUANGKHAM.	Goal	
2:40			Out	10 - SATO Y	2:57	31 - 29		Goal	4 - SHIMAKAWA



## PLAY BY PLAY

比赛进程

Time	Score	CAN	Action	JPN	Time	Score	CAN	Action	JPN
<b>Period 3</b>					<b>Period 4</b>				
2:57			Assist Pass	8 - MISAKA H	5:33	39 - 34	8 - WHITEHEAD	Goal	
2:46			Exclusion	4 - SHIMAKAWA	5:29		11 - LAVOIE F	Assist Pass	
2:46			Out	10 - SATO Y	5:18	39 - 35		Goal	8 - MISAKA H
2:46			Out	5 - OGINO K	5:18			Assist Pass	7 - FUJISHIMA
2:46			In	1 - TAKAHASHI	5:06	40 - 35	8 - WHITEHEAD	Goal	
2:46			In	11 - NAKAZATO S	5:06		11 - LAVOIE F	Assist Pass	
2:46		2 - CRONE J	Out		5:06			Out	7 - FUJISHIMA
2:46		8 - WHITEHEAD	Out		5:06			Out	8 - MISAKA H
2:46		9 - LUANGKHAM.	Out		5:06			Out	11 - NAKAZATO S
2:46		1 - PARADIS D	In		5:06			In	4 - SHIMAKAWA
2:46		6 - CHAN I	In		5:06			In	9 - TAMURA M
2:46		11 - LAVOIE F	In		5:06			In	10 - SATO Y
2:36	32 - 29	11 - LAVOIE F	Goal		5:00		8 - WHITEHEAD	Out	
2:26	32 - 30		Goal	4 - SHIMAKAWA	5:00		6 - CHAN I	In	
2:03	33 - 30	11 - LAVOIE F	Goal		4:56	40 - 36		Goal	4 - SHIMAKAWA
2:03		6 - CHAN I	Assist Pass		4:56			Assist Pass	10 - SATO Y
2:01	33 - 31		Goal	4 - SHIMAKAWA	4:40	41 - 36	6 - CHAN I	Goal	
1:53			Assist Pass	11 - NAKAZATO S	4:40		1 - PARADIS D	Assist Block	
1:56			Out	4 - SHIMAKAWA	4:32	41 - 37		Goal	4 - SHIMAKAWA
1:56			In	7 - FUJISHIMA	4:32			Assist Pass	9 - TAMURA M
1:51	34 - 31	15 - SIMARD P	Goal		4:18	42 - 37	6 - CHAN I	Goal	
1:51		11 - LAVOIE F	Assist Pass		4:18		11 - LAVOIE F	Assist Block	
1:42		6 - CHAN I	Exclusion		3:54	42 - 38		Goal	4 - SHIMAKAWA
<b>Period 4</b>					3:54			Assist Pass	9 - TAMURA M
8:00		1 - PARADIS D	In		3:30		CANADA	Timeout	
8:00		8 - WHITEHEAD	In		2:58	43 - 38	6 - CHAN I	Goal	
8:00		11 - LAVOIE F	In		2:58		11 - LAVOIE F	Out	
8:00		15 - SIMARD P	In		2:58		8 - WHITEHEAD	In	
8:00			In	1 - TAKAHASHI	2:49		8 - WHITEHEAD	Assist Pass	
8:00			In	7 - FUJISHIMA	2:49			Out	4 - SHIMAKAWA
8:00			In	8 - MISAKA H	2:49			Out	9 - TAMURA M
8:00			In	11 - NAKAZATO S	2:49			In	7 - FUJISHIMA
7:51	35 - 31	11 - LAVOIE F	Goal		2:49			In	11 - NAKAZATO S
7:38	35 - 32		Goal	7 - FUJISHIMA	2:49		15 - SIMARD P	Out	
7:38			Assist Pass	11 - NAKAZATO S	2:49		8 - WHITEHEAD	Out	
7:30			Exclusion	7 - FUJISHIMA	2:49		5 - HICKLING G	In	
6:20	36 - 32	8 - WHITEHEAD	Goal		2:47		10 - HIRSCHFIE.	In	
6:05			Assist Block	8 - MISAKA H	2:32			Turnover	10 - SATO Y
6:03	36 - 33		Goal	11 - NAKAZATO S	2:20	44 - 38	6 - CHAN I	Goal	
6:00	37 - 33	8 - WHITEHEAD	Goal		2:20		5 - HICKLING G	Assist Pass	
6:00		11 - LAVOIE F	Assist Pass		2:13		5 - HICKLING G	Exclusion	
5:50	37 - 34		Goal	7 - FUJISHIMA	2:11	44 - 39		Goal	10 - SATO Y
5:50			Assist Pass	8 - MISAKA H	2:11			Assist Pass	11 - NAKAZATO S
5:42	38 - 34	11 - LAVOIE F	Goal		2:01			Exclusion	7 - FUJISHIMA
5:42		1 - PARADIS D	Assist Block		2:01			Exclusion	11 - NAKAZATO S
5:36			Turnover	1 - TAKAHASHI	1:46	45 - 39	5 - HICKLING G	Goal	
5:34		11 - LAVOIE F	Steal		1:32	45 - 40		Goal	7 - FUJISHIMA



## PLAY BY PLAY

比赛进程

Time	Score	CAN	Action	JPN
<b>Period 4</b>				
1:17	46 - 40	5 - HICKLING G	Goal	
1:14			Turnover	7 - FUJISHIMA
0:00	47 - 40	6 - CHAN I	Goal	
0:00		5 - HICKLING G	Assist Pass	
0:00	<b>48 - 40</b>	6 - CHAN I	Goal	
0:00		5 - HICKLING G	Assist Pass	



## RESULTS

比赛成绩

Match No: 2

**CAN 25 - 22 JPN**

Start Time: 15:00

**Referees:** ULFSON Ulrica (SWE)  
WASHBOURN Philip (NZL)

**Commissioner:** CORSON Jonathan (NZL)

	P1	P2	P3	P4
<b>CAN</b>	12	13		
<b>JPN</b>	12	10		

### CAN - Canada

No.	Name	Min	Class. Pts	Goals	PT	AS	AB	TO	ST	EX
1	PARADIS Daniel	9:28	0.5				2			
2	CRONE Jason	3:14	1.5	1						
4	SCHMUTZ Erika		1.5							
5	HICKLING Garrett		3.5							
6	CHAN Ian	14:14	3.0	7	1	3				
* 8	WHITEHEAD Mike	4:22	3.0	4						
* 9	LUANGKHAMDENG Say	1:46	2.0			1				
* 10	HIRSCHFIELD Trevor	1:46	1.0							
11	LAVOIE Fabien	11:38	3.0	12			1		1	
13	FUNK Jared	4:46	0.5							
* 14	WILLSIE David (C)	1:46	2.0					1		
15	SIMARD Patrice	11:00	1.5	1			3			
<b>TEAM TOTALS</b>				25	1	4	6	1	1	

**Coach** LABRECQUE Benoit  
**Assistant Coach** DISPALTRO Marco  
**Assistant Coach** FROST Adam

### JPN - Japan

No.	Name	Min	Class. Pts	Goals	PT	AS	AB	TO	ST	EX
* 1	TAKAHASHI Yoshinobu	16:00	0.5							
* 3	NAGAYASU Yu	0:25	3.0							
4	SHIMAKAWA Shinichi	8:27	3.0	9		1				
5	OGINO Koichi (C)		1.0							
6	MUROHASHI Takuo		2.0							
7	FUJISHIMA Shingo	7:08	3.0	7						1
* 8	MISAKA Hiroyuki	8:30	2.0			2				1
* 9	TAMURA Manabu	8:52	2.5	3		3	1			1
10	SATO Yoshito	7:30	2.0	1		3		2		1
11	NAKAZATO Shin	7:08	2.5	2		3	1	1		1
12	KAWANO Shunsuke		1.5							
<b>TEAM TOTALS</b>				22		12	2	3		5

**Coach** SHIOZAWA Yasuo  
**Assistant Coach** AOYAGI Daisuke

Legend:		AB	AS	Class. Pts	
*	= starting line up	Assist Block	Assist Pass	Classification Points	
EX	Exclusions	Min	No.	PT	Penalties
ST	Steals	TO	Turnovers		



## RESULTS

比赛成绩

Match No: 2

CAN 48 - 40 JPN

Start Time: 15:00

Referees: ULFSON Ulrica (SWE)  
WASHBOURN Philip (NZL)

Commissioner: CORSON Jonathan (NZL)

	P1	P2	P3	P4
CAN	12	13	9	14
JPN	12	10	9	9

### CAN - Canada

No.	Name	Min	Class. Pts	Goals	PT	AS	AB	TO	ST	EX
1	PARADIS Daniel	20:14	0.5				4			
2	CRONE Jason	8:28	1.5	2						
4	SCHMUTZ Erika		1.5							
5	HICKLING Garrett	2:49	3.5	2		3				1
6	CHAN Ian	22:00	3.0	13	1	4				1
* 8	WHITEHEAD Mike	12:45	3.0	11		1	1			
* 9	LUANGKAMDENG Say	7:00	2.0	1		4		2		
* 10	HIRSCHFIELD Trevor	4:33	1.0							
11	LAVOIE Fabien	19:26	3.0	16		4	2		2	
13	FUNK Jared	4:46	0.5							
* 14	WILLSIE David (C)	1:46	2.0					1		
15	SIMARD Patrice	24:11	1.5	3			4		1	
<b>TEAM TOTALS</b>				48	1	16	11	3	3	2

**Coach** LABRECQUE Benoit  
**Assistant Coach** DISPALTRO Marco  
**Assistant Coach** FROST Adam

### JPN - Japan

No.	Name	Min	Class. Pts	Goals	PT	AS	AB	TO	ST	EX
* 1	TAKAHASHI Yoshinobu	26:46	0.5					1		
* 3	NAGAYASU Yu	0:25	3.0							
4	SHIMAKAWA Shinichi	14:54	3.0	17		2				1
5	OGINO Koichi (C)	5:14	1.0							
6	MUROHASHI Takuo		2.0							
7	FUJISHIMA Shingo	14:47	3.0	10		1		1		3
* 8	MISAKA Hiroyuki	17:30	2.0	2		4	1			1
* 9	TAMURA Manabu	13:03	2.5	4		5	1	1		1
10	SATO Yoshito	17:50	2.0	4		5		3		1
11	NAKAZATO Shin	17:31	2.5	3		6	1	1		3
12	KAWANO Shunsuke		1.5							
<b>TEAM TOTALS</b>				40		23	3	7		10

**Coach** SHIOZAWA Yasuo  
**Assistant Coach** AOYAGI Daisuke

Legend:		AB	AS	Class. Pts	
*	= starting line up	Assist Block	Assist Pass	Classification Points	
EX	Exclusions	Min	No.	PT	Penalties
ST	Steals	TO			



## START LIST

首发名单

Match No: 5

CAN - CHN

Start Time: 13:00

Referees: ULFSON Ulrica (SWE)

Commissioner: CORSON Jonathan (NZL)

van de RIET SUTER Christian (NED)

### CAN - Canada

No.	Name	Sport Class	Age	GPG	PPG	APPG	ABPG	TOPG	STPG	MPG	CAN Played
											Prelim. JPN 48 - 40
1	PARADIS Daniel	0.5	47				4.0				
2	CRONE Jason	1.5	21	2.0							
4	SCHMUTZ Erika	1.5	35								
5	HICKLING Garett	3.5	37	2.0		3.0					
6	CHAN Ian	3.0	31	13.0	1.0	4.0					
8	WHITEHEAD Mike	3.0	32	11.0		1.0	1.0				
9	LUANGKHAMDENG Say	2.0	31	1.0		4.0		2.0			
10	HIRSCHFIELD Trevor	1.0	24								
11	LAVOIE Fabien	3.0	27	16.0		4.0	2.0		2.0		
13	FUNK Jared	0.5	34								
14	WILLSIE David (C)	2.0	40					1.0			
15	SIMARD Patrice	1.5	29	3.0			4.0		1.0		
<b>TEAM AVERAGE</b>			32.3								

Coach

LABRECQUE Benoit

Assistant Coach

DISPALTRO Marco

### CHN - China

No.	Name	Sport Class	Age	GPG	PPG	APPG	ABPG	TOPG	STPG	MPG	CHN Played
											Prelim. USA 30 - 65
1	PAN Zilin	3.5	35	6.0		1.0		1.0			
2	HAN Guifei	3.0	21	13.0		4.0	3.0	12.0			
3	CHEN Jun	2.5	23	7.0		17.0		13.0			
5	WANG Sheng	3.0	35								
6	TIAN Shilin	2.0	24	1.0		1.0	1.0	1.0			
7	CUI Maosheng	2.0	32								
8	CHENG Shuangmiao (C)	2.0	28	2.0		2.0	4.0	4.0			
9	YU Zhongtao	1.0	25								
10	TAO Zhenfeng	0.5	32			1.0					
11	XIA Junfeng	0.5	36				3.0				
12	SHAO Dequan	1.0	20	1.0			1.0	2.0			
15	ZHANG Wenli	1.5	40								
<b>TEAM AVERAGE</b>			29.3								

Coach

WEN Yan

Assistant Coach

WU Zhiming

<b>Legend:</b>							
<b>ABPG</b>	Assist by Block per game	<b>APPG</b>	Assist by Pass per game	<b>GPG</b>	Goals per game	<b>MPG</b>	Minutes per game
<b>No.</b>	Bib Number	<b>PPG</b>	Penalties per game	<b>STPG</b>	Steals per game	<b>TOPG</b>	Turnovers per game





## PLAY BY PLAY

比赛进程

Match No: 5

CAN 27 - 13 CHN

Start Time: 13:00

Referees: ULFSON Ulrica (SWE)  
van de RIET SUTER Christian (NED)

Commissioner: CORSON Jonathan (NZL)

	P1	P2	P3	P4
CAN	13	14		
CHN	5	8		

Time	Score	CAN	Action	CHN	Time	Score	CAN	Action	CHN
<b>Period 1</b>					<b>Period 1</b>				
8:00		4 - SCHMUTZ E	In		4:09		9 - LUANGKHAM.	Out	
8:00		8 - WHITEHEAD	In		4:09		15 - SIMARD P	Out	
8:00		9 - LUANGKHAM.	In		4:09		5 - HICKLING G	In	
8:00		15 - SIMARD P	In		4:09		6 - CHAN I	In	
8:00			In	2 - HAN G	4:09		10 - HIRSCHFIE.	In	
8:00			In	3 - CHEN J	4:09		13 - FUNK J	In	
8:00			In	8 - CHENG S	3:57			Exclusion	3 - CHEN J
8:00			In	11 - XIA J	3:40	9 - 4	5 - HICKLING G	Goal	
7:48	1 - 0	15 - SIMARD P	Goal		3:29			Assist Block	2 - HAN G
7:48		8 - WHITEHEAD	Assist Pass		3:26	9 - 5		Goal	3 - CHEN J
7:48			Turnover	8 - CHENG S	3:19			Penalty	3 - CHEN J
7:15	2 - 0	9 - LUANGKHAM.	Goal		3:19	10 - 5	6 - CHAN I	Goal	
7:15		15 - SIMARD P	Assist Block		3:15			Turnover	11 - XIA J
7:02	2 - 1		Goal	8 - CHENG S	3:15	11 - 5	5 - HICKLING G	Goal	
7:02			Assist Pass	3 - CHEN J	3:12			Turnover	8 - CHENG S
6:54		8 - WHITEHEAD	Assist Pass		2:07		5 - HICKLING G	Turnover	
6:54	3 - 1	15 - SIMARD P	Goal		1:50			Turnover	8 - CHENG S
6:40			Turnover	2 - HAN G	1:38		5 - HICKLING G	Assist Pass	
6:25		8 - WHITEHEAD	Assist Pass		1:38	12 - 5	10 - HIRSCHFIE.	Goal	
6:25	4 - 1	9 - LUANGKHAM.	Goal		1:24			Timeout	2 - HAN G
6:21			Turnover	8 - CHENG S	0:59			Turnover	3 - CHEN J
6:19		15 - SIMARD P	Steal		0:26		10 - HIRSCHFIE.	Assist Block	
6:19		8 - WHITEHEAD	Turnover		0:02		5 - HICKLING G	Assist Pass	
6:13		8 - WHITEHEAD	Assist Pass		0:02	13 - 5	6 - CHAN I	Goal	
6:12	5 - 1	9 - LUANGKHAM.	Goal		<b>Period 2</b>				
6:00			Assist Pass	2 - HAN G	8:00		5 - HICKLING G	In	
6:00	5 - 2		Goal	3 - CHEN J	8:00		6 - CHAN I	In	
5:39		9 - LUANGKHAM.	Assist Pass		8:00		10 - HIRSCHFIE.	In	
5:39	6 - 2	8 - WHITEHEAD	Goal		8:00		13 - FUNK J	In	
5:12	6 - 3		Goal	3 - CHEN J	8:00			In	2 - HAN G
5:01		8 - WHITEHEAD	Assist Pass		8:00			In	3 - CHEN J
5:01	7 - 3	15 - SIMARD P	Goal		8:00			In	8 - CHENG S
4:46			Assist Pass	2 - HAN G	8:00			In	10 - TAO Z
4:44	7 - 4		Goal	3 - CHEN J	8:00		6 - CHAN I	Assist Pass	
4:30	8 - 4	9 - LUANGKHAM.	Goal		7:47		13 - FUNK J	Out	
4:28		8 - WHITEHEAD	Assist Block		7:47		2 - CRONE J	In	
4:09			Turnover	3 - CHEN J	7:45	14 - 5	2 - CRONE J	Goal	
4:09		4 - SCHMUTZ E	Out		7:37	14 - 6		Goal	2 - HAN G
4:09		8 - WHITEHEAD	Out		7:36		5 - HICKLING G	Out	



## PLAY BY PLAY

比赛进程

Time	Score	CAN	Action	CHN	Time	Score	CAN	Action	CHN
<b>Period 2</b>					<b>Period 2</b>				
7:36		8 - WHITEHEAD	In		3:15	24 - 12	14 - WILLSIE D	Goal	
7:30		10 - HIRSCHFIE.	Out		3:08			Out	6 - TIAN S
7:30		11 - LAVOIE F	In		3:08			In	8 - CHENG S
7:19		6 - CHAN I	Out		2:55			Turnover	2 - HAN G
7:19		13 - FUNK J	In		2:39		9 - LUANGKHAM.	Assist Block	
7:02	15 - 6	11 - LAVOIE F	Goal		2:39	25 - 12	14 - WILLSIE D	Goal	
7:01		8 - WHITEHEAD	Penalty		2:16			Turnover	2 - HAN G
6:50	15 - 7		Goal	2 - HAN G	2:07		9 - LUANGKHAM.	Assist Pass	
6:50			Turnover	CHINA	2:07	26 - 12	14 - WILLSIE D	Goal	
6:36			Out	8 - CHENG S	1:54			Timeout	3 - CHEN J
6:36			In	6 - TIAN S	1:29			Assist Pass	3 - CHEN J
6:33			Exclusion	6 - TIAN S	1:29	26 - 13		Goal	2 - HAN G
6:32	16 - 7	8 - WHITEHEAD	Goal		1:18			Exclusion	8 - CHENG S
6:14			Assist Pass	3 - CHEN J	0:07		9 - LUANGKHAM.	Assist Pass	
6:14	16 - 8		Goal	2 - HAN G	0:07	27 - 13	6 - CHAN I	Goal	
6:09		11 - LAVOIE F	Assist Pass						
6:09	17 - 8	8 - WHITEHEAD	Goal						
5:45			Assist Pass	2 - HAN G					
5:45	17 - 9		Goal	3 - CHEN J					
5:27	18 - 9	11 - LAVOIE F	Goal						
5:10			Turnover	6 - TIAN S					
4:53	19 - 9	8 - WHITEHEAD	Goal						
4:53		13 - FUNK J	Assist Block						
4:46			Assist Pass	3 - CHEN J					
4:46	19 - 10		Goal	6 - TIAN S					
4:34		8 - WHITEHEAD	Assist Block						
4:33	20 - 10	11 - LAVOIE F	Goal						
4:30		2 - CRONE J	Out						
4:30		8 - WHITEHEAD	Out						
4:30		11 - LAVOIE F	Out						
4:30		13 - FUNK J	Out						
4:30		6 - CHAN I	In						
4:30		10 - HIRSCHFIE.	In						
4:30		9 - LUANGKHAM.	In						
4:30		14 - WILLSIE D	In						
4:19		6 - CHAN I	Assist Pass						
4:19	21 - 10	9 - LUANGKHAM.	Goal						
4:06			Assist Pass	2 - HAN G					
4:05	21 - 11		Goal	3 - CHEN J					
3:50		6 - CHAN I	Assist Pass						
3:50	22 - 11	9 - LUANGKHAM.	Goal						
3:35			Turnover	3 - CHEN J					
3:33		9 - LUANGKHAM.	Steal						
3:32	23 - 11	9 - LUANGKHAM.	Goal						
3:28			Assist Pass	3 - CHEN J					
3:28	23 - 12		Goal	6 - TIAN S					
3:16		9 - LUANGKHAM.	Assist Pass						



## PLAY BY PLAY

比赛进程

Match No: 5

CAN 57 - 25 CHN

Start Time: 13:00

Referees: ULFSON Ulrica (SWE)  
van de RIET SUTER Christian (NED)

Commissioner: CORSON Jonathan (NZL)

	P1	P2	P3	P4
CAN	13	14	16	14
CHN	5	8	4	8

Time	Score	CAN	Action	CHN	Time	Score	CAN	Action	CHN
<b>Period 1</b>					<b>Period 1</b>				
8:00		4 - SCHMUTZ E	In		4:09		9 - LUANGKHAM.	Out	
8:00		8 - WHITEHEAD	In		4:09		15 - SIMARD P	Out	
8:00		9 - LUANGKHAM.	In		4:09		5 - HICKLING G	In	
8:00		15 - SIMARD P	In		4:09		6 - CHAN I	In	
8:00			In	2 - HAN G	4:09		10 - HIRSCHFIE.	In	
8:00			In	3 - CHEN J	4:09		13 - FUNK J	In	
8:00			In	8 - CHENG S	3:57			Exclusion	3 - CHEN J
8:00			In	11 - XIA J	3:40	9 - 4	5 - HICKLING G	Goal	
7:48	1 - 0	15 - SIMARD P	Goal		3:29			Assist Block	2 - HAN G
7:48		8 - WHITEHEAD	Assist Pass		3:26	9 - 5		Goal	3 - CHEN J
7:48			Turnover	8 - CHENG S	3:19			Penalty	3 - CHEN J
7:15	2 - 0	9 - LUANGKHAM.	Goal		3:19	10 - 5	6 - CHAN I	Goal	
7:15		15 - SIMARD P	Assist Block		3:15			Turnover	11 - XIA J
7:02	2 - 1		Goal	8 - CHENG S	3:15	11 - 5	5 - HICKLING G	Goal	
7:02			Assist Pass	3 - CHEN J	3:12			Turnover	8 - CHENG S
6:54		8 - WHITEHEAD	Assist Pass		2:07		5 - HICKLING G	Turnover	
6:54	3 - 1	15 - SIMARD P	Goal		1:50			Turnover	8 - CHENG S
6:40			Turnover	2 - HAN G	1:38		5 - HICKLING G	Assist Pass	
6:25		8 - WHITEHEAD	Assist Pass		1:38	12 - 5	10 - HIRSCHFIE.	Goal	
6:25	4 - 1	9 - LUANGKHAM.	Goal		1:24			Timeout	2 - HAN G
6:21			Turnover	8 - CHENG S	0:59			Turnover	3 - CHEN J
6:19		15 - SIMARD P	Steal		0:26		10 - HIRSCHFIE.	Assist Block	
6:19		8 - WHITEHEAD	Turnover		0:02		5 - HICKLING G	Assist Pass	
6:13		8 - WHITEHEAD	Assist Pass		0:02	13 - 5	6 - CHAN I	Goal	
6:12	5 - 1	9 - LUANGKHAM.	Goal		<b>Period 2</b>				
6:00			Assist Pass	2 - HAN G	8:00		5 - HICKLING G	In	
6:00	5 - 2		Goal	3 - CHEN J	8:00		6 - CHAN I	In	
5:39		9 - LUANGKHAM.	Assist Pass		8:00		10 - HIRSCHFIE.	In	
5:39	6 - 2	8 - WHITEHEAD	Goal		8:00		13 - FUNK J	In	
5:12	6 - 3		Goal	3 - CHEN J	8:00			In	2 - HAN G
5:01		8 - WHITEHEAD	Assist Pass		8:00			In	3 - CHEN J
5:01	7 - 3	15 - SIMARD P	Goal		8:00			In	8 - CHENG S
4:46			Assist Pass	2 - HAN G	8:00			In	10 - TAO Z
4:44	7 - 4		Goal	3 - CHEN J	8:00		6 - CHAN I	Assist Pass	
4:30	8 - 4	9 - LUANGKHAM.	Goal		7:47		13 - FUNK J	Out	
4:28		8 - WHITEHEAD	Assist Block		7:47		2 - CRONE J	In	
4:09			Turnover	3 - CHEN J	7:45	14 - 5	2 - CRONE J	Goal	
4:09		4 - SCHMUTZ E	Out		7:37	14 - 6		Goal	2 - HAN G
4:09		8 - WHITEHEAD	Out		7:36		5 - HICKLING G	Out	



## PLAY BY PLAY

比赛进程

Time	Score	CAN	Action	CHN	Time	Score	CAN	Action	CHN
<b>Period 2</b>					<b>Period 2</b>				
7:36		8 - WHITEHEAD	In		3:15	24 - 12	14 - WILLSIE D	Goal	
7:30		10 - HIRSCHFIE.	Out		3:08			Out	6 - TIAN S
7:30		11 - LAVOIE F	In		3:08			In	8 - CHENG S
7:19		6 - CHAN I	Out		2:55			Turnover	2 - HAN G
7:19		13 - FUNK J	In		2:39		9 - LUANGKHAM.	Assist Block	
7:02	15 - 6	11 - LAVOIE F	Goal		2:39	25 - 12	14 - WILLSIE D	Goal	
7:01		8 - WHITEHEAD	Penalty		2:16			Turnover	2 - HAN G
6:50	15 - 7		Goal	2 - HAN G	2:07		9 - LUANGKHAM.	Assist Pass	
6:50			Turnover	CHINA	2:07	26 - 12	14 - WILLSIE D	Goal	
6:36			Out	8 - CHENG S	1:54			Timeout	3 - CHEN J
6:36			In	6 - TIAN S	1:29			Assist Pass	3 - CHEN J
6:33			Exclusion	6 - TIAN S	1:29	26 - 13		Goal	2 - HAN G
6:32	16 - 7	8 - WHITEHEAD	Goal		1:18			Exclusion	8 - CHENG S
6:14			Assist Pass	3 - CHEN J	0:07		9 - LUANGKHAM.	Assist Pass	
6:14	16 - 8		Goal	2 - HAN G	0:07	27 - 13	6 - CHAN I	Goal	
6:09		11 - LAVOIE F	Assist Pass		<b>Period 3</b>				
6:09	17 - 8	8 - WHITEHEAD	Goal		8:00		2 - CRONE J	In	
5:45			Assist Pass	2 - HAN G	8:00		4 - SCHMUTZ E	In	
5:45	17 - 9		Goal	3 - CHEN J	8:00		8 - WHITEHEAD	In	
5:27	18 - 9	11 - LAVOIE F	Goal		8:00		14 - WILLSIE D	In	
5:10			Turnover	6 - TIAN S	8:00			In	1 - PAN Z
4:53	19 - 9	8 - WHITEHEAD	Goal		8:00			In	3 - CHEN J
4:53		13 - FUNK J	Assist Block		8:00			In	11 - XIA J
4:46			Assist Pass	3 - CHEN J	8:00			In	15 - ZHANG W
4:46	19 - 10		Goal	6 - TIAN S	7:35	28 - 13	8 - WHITEHEAD	Goal	
4:34		8 - WHITEHEAD	Assist Block		7:16			Turnover	3 - CHEN J
4:33	20 - 10	11 - LAVOIE F	Goal		7:03	29 - 13	8 - WHITEHEAD	Goal	
4:30		2 - CRONE J	Out		7:02		14 - WILLSIE D	Assist Block	
4:30		8 - WHITEHEAD	Out		6:54			Turnover	1 - PAN Z
4:30		11 - LAVOIE F	Out		6:25	30 - 13	14 - WILLSIE D	Goal	
4:30		13 - FUNK J	Out		6:03			Turnover	3 - CHEN J
4:30		6 - CHAN I	In		5:56		8 - WHITEHEAD	Assist Pass	
4:30		10 - HIRSCHFIE.	In		5:55	31 - 13	14 - WILLSIE D	Goal	
4:30		9 - LUANGKHAM.	In		5:43	31 - 14		Goal	1 - PAN Z
4:30		14 - WILLSIE D	In		5:43			Assist Pass	3 - CHEN J
4:19		6 - CHAN I	Assist Pass		5:31		2 - CRONE J	Assist Block	
4:19	21 - 10	9 - LUANGKHAM.	Goal		5:31	32 - 14	14 - WILLSIE D	Goal	
4:06			Assist Pass	2 - HAN G	5:18			Assist Pass	1 - PAN Z
4:05	21 - 11		Goal	3 - CHEN J	5:18	32 - 15		Goal	3 - CHEN J
3:50		6 - CHAN I	Assist Pass		5:07		14 - WILLSIE D	Assist Pass	
3:50	22 - 11	9 - LUANGKHAM.	Goal		5:06	33 - 15	8 - WHITEHEAD	Goal	
3:35			Turnover	3 - CHEN J	4:57			Assist Block	11 - XIA J
3:33		9 - LUANGKHAM.	Steal		4:38			Turnover	3 - CHEN J
3:32	23 - 11	9 - LUANGKHAM.	Goal		4:33		8 - WHITEHEAD	Assist Pass	
3:28			Assist Pass	3 - CHEN J	4:32	34 - 15	4 - SCHMUTZ E	Goal	
3:28	23 - 12		Goal	6 - TIAN S	4:13			Turnover	15 - ZHANG W
3:16		9 - LUANGKHAM.	Assist Pass		4:13			Out	11 - XIA J



## PLAY BY PLAY

比赛进程

Time	Score	CAN	Action	CHN	Time	Score	CAN	Action	CHN
<b>Period 3</b>									
4:13			Out	15 - ZHANG W	8:00			In	2 - HAN G
4:13			In	9 - YU Z	8:00			In	3 - CHEN J
4:13			In	12 - SHAO D	8:00			In	8 - CHENG S
4:13		8 - WHITEHEAD	Out		8:00			In	11 - XIA J
4:13		2 - CRONE J	Out		7:49		15 - SIMARD P	Assist Block	
4:13		14 - WILLSIE D	Out		7:46	44 - 17	14 - WILLSIE D	Goal	
4:13		5 - HICKLING G	In		7:40			Turnover	3 - CHEN J
4:13		9 - LUANGKHAM.	In		7:12		14 - WILLSIE D	Assist Pass	
4:13		10 - HIRSCHFIE.	In		7:12	45 - 17	11 - LAVOIE F	Goal	
3:59	35 - 15	9 - LUANGKHAM.	Goal		6:53			Assist Pass	3 - CHEN J
3:48			Assist Pass	3 - CHEN J	6:53	45 - 18		Goal	2 - HAN G
3:48	35 - 16		Goal	1 - PAN Z	6:40		15 - SIMARD P	Assist Block	
3:34		4 - SCHMUTZ E	Assist Pass		6:40	46 - 18	14 - WILLSIE D	Goal	
3:34	36 - 16	5 - HICKLING G	Goal		6:21			Assist Pass	2 - HAN G
3:19			Turnover	12 - SHAO D	6:21	46 - 19		Goal	8 - CHENG S
2:53		9 - LUANGKHAM.	Assist Pass		5:57	47 - 19	11 - LAVOIE F	Goal	
2:53	37 - 16	5 - HICKLING G	Goal		5:56		14 - WILLSIE D	Penalty	
2:36			Assist Pass	3 - CHEN J	5:50			Turnover	11 - XIA J
2:36	37 - 17		Goal	12 - SHAO D	5:50	48 - 19	14 - WILLSIE D	Goal	
2:25		9 - LUANGKHAM.	Assist Pass		5:49		14 - WILLSIE D	Steal	
2:24	38 - 17	4 - SCHMUTZ E	Goal		5:32			Assist Pass	2 - HAN G
2:10			Turnover	12 - SHAO D	5:32	48 - 20		Goal	3 - CHEN J
2:09		9 - LUANGKHAM.	Timeout		5:21	49 - 20	11 - LAVOIE F	Goal	
2:00		5 - HICKLING G	Assist Pass		5:17			Turnover	8 - CHENG S
2:00	39 - 17	4 - SCHMUTZ E	Goal		5:17		2 - CRONE J	Out	
1:57			Turnover	3 - CHEN J	5:17		11 - LAVOIE F	Out	
1:56	40 - 17	5 - HICKLING G	Goal		5:17		14 - WILLSIE D	Out	
1:49			Turnover	1 - PAN Z	5:17		15 - SIMARD P	Out	
1:48		5 - HICKLING G	Steal		5:17		5 - HICKLING G	In	
1:48			Exclusion	1 - PAN Z	5:17		10 - HIRSCHFIE.	In	
1:28	41 - 17	9 - LUANGKHAM.	Goal		5:17		8 - WHITEHEAD	In	
1:21			Turnover	12 - SHAO D	5:17		13 - FUNK J	In	
1:20		5 - HICKLING G	Steal		5:17			Out	8 - CHENG S
1:08		4 - SCHMUTZ E	Assist Block		5:17			In	7 - CUI M
1:08		9 - LUANGKHAM.	Assist Pass		4:47		10 - HIRSCHFIE.	Assist Block	
1:08	42 - 17	5 - HICKLING G	Goal		4:47	50 - 20	5 - HICKLING G	Goal	
1:08			Turnover	12 - SHAO D	4:32	50 - 21		Goal	3 - CHEN J
0:07			Penalty	9 - YU Z	4:00	51 - 21	5 - HICKLING G	Goal	
0:05		5 - HICKLING G	Timeout		3:47	51 - 22		Goal	3 - CHEN J
0:02	43 - 17	5 - HICKLING G	Goal		3:30	52 - 22	5 - HICKLING G	Goal	
0:00			Turnover	3 - CHEN J	2:48			Assist Pass	3 - CHEN J
0:00		4 - SCHMUTZ E	Steal		2:48	52 - 23		Goal	7 - CUI M
<b>Period 4</b>									
8:00		2 - CRONE J	In		2:48		10 - HIRSCHFIE.	Out	
8:00		11 - LAVOIE F	In		2:48		8 - WHITEHEAD	Out	
8:00		14 - WILLSIE D	In		2:48		5 - HICKLING G	Out	
8:00		15 - SIMARD P	In		2:48		13 - FUNK J	Out	



## PLAY BY PLAY

比赛进程

Time	Score	CAN	Action	CHN
<b>Period 4</b>				
2:48		15 - SIMARD P	In	
2:48		8 - WHITEHEAD	In	
2:48		14 - WILLSIE D	In	
2:48		4 - SCHMUTZ E	In	
2:32	53 - 23	14 - WILLSIE D	Goal	
2:32		15 - SIMARD P	Assist Pass	
2:32			Out	7 - CUI M
2:32			In	6 - TIAN S
2:17			Turnover	6 - TIAN S
2:16		8 - WHITEHEAD	Steal	
2:11		8 - WHITEHEAD	Assist Pass	
2:10	54 - 23	15 - SIMARD P	Goal	
1:57			Assist Pass	3 - CHEN J
1:57	54 - 24		Goal	2 - HAN G
1:48		4 - SCHMUTZ E	Assist Block	
1:41		8 - WHITEHEAD	Assist Pass	
1:41	55 - 24	15 - SIMARD P	Goal	
1:26			Assist Pass	11 - XIA J
1:26	55 - 25		Goal	2 - HAN G
1:13		14 - WILLSIE D	Assist Block	
1:13	56 - 25	8 - WHITEHEAD	Goal	
1:03			Timeout	6 - TIAN S
1:03			Out	2 - HAN G
1:03			In	5 - WANG S
0:46			Assist Block	11 - XIA J
0:45			Turnover	6 - TIAN S
0:02	57 - 25	14 - WILLSIE D	Goal	



## RESULTS

比赛成绩

Match No: 5

CAN 27 - 13 CHN

Start Time: 13:00

Referees: ULFSON Ulrica (SWE)  
van de RIET SUTER Christian (NED)

Commissioner: CORSON Jonathan (NZL)

	P1	P2	P3	P4
CAN	13	14		
CHN	5	8		

### CAN - Canada

No.	Name	Min	Class. Pts	Goals	PT	AS	AB	TO	ST	EX
1	PARADIS Daniel		0.5							
2	CRONE Jason	3:17	1.5	1						
* 4	SCHMUTZ Erika	3:51	1.5							
5	HICKLING Garrett	4:33	3.5	2		2		1		
6	CHAN Ian	9:20	3.0	3		3				
* 8	WHITEHEAD Mike	6:57	3.0	4	1	5	2	1		
* 9	LUANGKHAMDENG Say	8:21	2.0	7		4	1		1	
10	HIRSCHFIELD Trevor	9:09	1.0	1			1			
11	LAVOIE Fabien	3:00	3.0	3		1				
13	FUNK Jared	7:11	0.5				1			
14	WILLSIE David (C)	4:30	2.0	3						
* 15	SIMARD Patrice	3:51	1.5	3			1		1	
<b>TEAM TOTALS</b>				27	1	15	6	2	2	

Coach LABRECQUE Benoit  
Assistant Coach DISPALTRO Marco

### CHN - China

No.	Name	Min	Class. Pts	Goals	PT	AS	AB	TO	ST	EX
1	PAN Zilin		3.5							
* 2	HAN Guifei	16:00	3.0	4		4	1	3		
* 3	CHEN Jun	16:00	2.5	6	1	5		3		1
5	WANG Sheng		3.0							
6	TIAN Shilin	3:28	2.0	2				1		1
7	CUI Maosheng		2.0							
* 8	CHENG Shuangmiao (C)	12:32	2.0	1				4		1
9	YU Zhongtao		1.0							
10	TAO Zhenfeng	8:00	0.5							
* 11	XIA Junfeng	8:00	0.5					1		
12	SHAO Dequan		1.0							
15	ZHANG Wenli		1.5							
<b>TEAM TOTALS</b>				13	1	9	1	13		3

Coach WEN Yan  
Assistant Coach WU Zhiming

Legend:		AB	AS	Class. Pts
*	= starting line up	Assist Block	Assist Pass	Classification Points
EX	Exclusions	Min	No.	PT
ST	Steals	TO	Bib Number	Penalties



## RESULTS

比赛成绩

Match No: 5

CAN 57 - 25 CHN

Start Time: 13:00

Referees: ULFSON Ulrica (SWE)  
van de RIET SUTER Christian (NED)

Commissioner: CORSON Jonathan (NZL)

	P1	P2	P3	P4
CAN	13	14	16	14
CHN	5	8	4	8

### CAN - Canada

No.	Name	Min	Class. Pts	Goals	PT	AS	AB	TO	ST	EX
1	PARADIS Daniel		0.5							
2	CRONE Jason	9:47	1.5	1			1			
* 4	SCHMUTZ Erika	14:39	1.5	3		1	2		1	
5	HICKLING Garrett	11:15	3.5	10		3		1	2	
6	CHAN Ian	9:20	3.0	3		3				
* 8	WHITEHEAD Mike	16:01	3.0	8	1	9	2	1	1	
* 9	LUANGKAMDENG Say	12:34	2.0	9		7	1		1	
10	HIRSCHFIELD Trevor	15:51	1.0	1			2			
11	LAVOIE Fabien	5:43	3.0	6		1				
13	FUNK Jared	9:40	0.5				1			
14	WILLSIE David (C)	13:48	2.0	11	1	2	2		1	
* 15	SIMARD Patrice	9:22	1.5	5		1	3		1	
<b>TEAM TOTALS</b>				57	2	27	14	2	7	

Coach LABRECQUE Benoit  
Assistant Coach DISPALTRO Marco

### CHN - China

No.	Name	Min	Class. Pts	Goals	PT	AS	AB	TO	ST	EX
1	PAN Zilin	8:00	3.5	2		1		2		1
* 2	HAN Guifei	22:57	3.0	7		6	1	3		
* 3	CHEN Jun	32:00	2.5	10	1	11		9		1
5	WANG Sheng	1:03	3.0							
6	TIAN Shilin	6:00	2.0	2				3		1
7	CUI Maosheng	2:45	2.0	1						1
* 8	CHENG Shuangmiao (C)	15:15	2.0	2				5		1
9	YU Zhongtao	4:13	1.0		1					
10	TAO Zhenfeng	8:00	0.5							
* 11	XIA Junfeng	19:47	0.5			1	2	2		
12	SHAO Dequan	4:13	1.0	1				4		
15	ZHANG Wenli	3:47	1.5					1		
<b>TEAM TOTALS</b>				25	2	19	3	30		5

Coach WEN Yan  
Assistant Coach WU Zhiming

Legend:	AB	AS	Class. Pts
* = starting line up	Assist Block	Assist Pass	Classification Points
EX Exclusions	Min Minutes	No. Bib Number	PT Penalties
ST Steals	TO Turnovers		





## START LIST

首发名单

Match No: 6

USA - JPN

Start Time: 15:00

Referees: BRIERE Gilles (CAN)  
SCHREINER Alexander (GER)

Commissioner: ALTMANN Hendrik (NED)

### USA - United States

No.	Name	Sport Class	Age	GPG	PPG	APPG	ABPG	TOPG	STPG	MPG	USA Played	
											Prelim. CHN 65 - 30	
1	SUMNER Chance	3.0	31	12.0	1.0	5.0	1.0		2.0			
2	McBRIDE Seth	2.0	25	6.0		1.0	4.0		2.0			
3	ZUPAN Mark	3.0	33	11.0	1.0	1.0	2.0	1.0	1.0			
4	KIRKLAND Bryan (C)	2.0	37	5.0		4.0	2.0		3.0			
5	LYDUCH Norm	1.0	36	1.0			1.0					
6	WILMOTH Joel	3.5	19	6.0		2.0	3.0					
7	REGIER Jason	0.5	33				1.0					
8	HOGSETT Scott	1.0	35			2.0	2.0					
9	SPRINGER Nick	2.0	23	2.0			3.0		1.0			
10	GROULX Will	2.0	34	16.0		2.0			2.0			
11	COHN Andy	2.0	30	6.0		1.0			1.0			
<b>TEAM AVERAGE</b>			30.5									

Coach GUMBERT James  
Assistant Coach SUHR Edward

### JPN - Japan

No.	Name	Sport Class	Age	GPG	PPG	APPG	ABPG	TOPG	STPG	MPG	JPN Played	
											Prelim. CAN 40 - 48	
1	TAKAHASHI Yoshinobu	0.5	33					1.0				
3	NAGAYASU Yu	3.0	22									
4	SHIMAKAWA Shinichi	3.0	33	17.0		2.0						
5	OGINO Koichi (C)	1.0	42									
6	MUROHASHI Takuo	2.0	33									
7	FUJISHIMA Shingo	3.0	36	10.0		1.0		1.0				
8	MISAKA Hiroyuki	2.0	27	2.0		4.0	1.0					
9	TAMURA Manabu	2.5	33	4.0		5.0	1.0	1.0				
10	SATO Yoshito	2.0	28	4.0		5.0		3.0				
11	NAKAZATO Shin	2.5	31	3.0		6.0	1.0	1.0				
12	KAWANO Shunsuke	1.5	32									
<b>TEAM AVERAGE</b>			31.8									

Coach SHIOZAWA Yasuo  
Assistant Coach AOYAGI Daisuke

<b>Legend:</b>							
<b>ABPG</b>	Assist by Block per game	<b>APPG</b>	Assist by Pass per game	<b>GPG</b>	Goals per game	<b>MPG</b>	Minutes per game
<b>No.</b>	Bib Number	<b>PPG</b>	Penalties per game	<b>STPG</b>	Steals per game	<b>TOPG</b>	Turnovers per game



## PLAY BY PLAY

比赛进程

Match No: 6

USA 18 - 15 JPN

Start Time: 15:00

Referees: BRIERE Gilles (CAN)  
SCHREINER Alexander (GER)

Commissioner: ALTMANN Hendrik (NED)

	P1	P2	P3	P4
USA	9	9		
JPN	6	9		

Time	Score	USA	Action	JPN	Time	Score	USA	Action	JPN
<b>Period 1</b>									
7:57		4 - KIRKLAND B	In		4:05			Out	9 - TAMURA M
7:57		9 - SPRINGER N	In		4:05			In	1 - TAKAHASHI
7:57		10 - GROULX W	In		4:05			In	7 - FUJISHIMA
7:57		11 - COHN A	In		3:59			Assist Block	1 - TAKAHASHI
7:57			In	1 - TAKAHASHI	3:25			Assist Pass	7 - FUJISHIMA
7:57			In	3 - NAGAYASU Y	3:25	6 - 5		Goal	11 - NAKAZATO S
7:57			In	8 - MISAKA H	3:13		4 - KIRKLAND B	Assist Pass	
7:57			In	9 - TAMURA M	3:13	7 - 5	11 - COHN A	Goal	
7:50			Assist Pass	8 - MISAKA H	3:13			Timeout	10 - SATO Y
7:50	0 - 1		Goal	3 - NAGAYASU Y	2:45			Assist Pass	7 - FUJISHIMA
7:40			Exclusion	8 - MISAKA H	2:45	7 - 6		Goal	10 - SATO Y
7:40			Out	3 - NAGAYASU Y	2:20		9 - SPRINGER N	Out	
7:40			In	4 - SHIMAKAWA	2:20		2 - McBRIDE S	In	
7:32	1 - 1	4 - KIRKLAND B	Goal		1:57		4 - KIRKLAND B	Assist Block	
7:32		11 - COHN A	Assist Pass		1:53	8 - 6	11 - COHN A	Goal	
6:50			Turnover	9 - TAMURA M	1:29			Turnover	11 - NAKAZATO S
6:26	2 - 1	10 - GROULX W	Goal		0:57		10 - GROULX W	Steal	
6:11			Assist Pass	4 - SHIMAKAWA	0:46			Steal	7 - FUJISHIMA
6:11	2 - 2		Goal	9 - TAMURA M	0:46			Turnover	7 - FUJISHIMA
5:58		11 - COHN A	Assist Pass		0:40		10 - GROULX W	Steal	
5:58	3 - 2	9 - SPRINGER N	Goal		0:40			Exclusion	7 - FUJISHIMA
5:47			Turnover	9 - TAMURA M	0:00	9 - 6	4 - KIRKLAND B	Goal	
5:45	4 - 2	9 - SPRINGER N	Goal		0:00		10 - GROULX W	Assist Pass	
5:24			Assist Pass	8 - MISAKA H	<b>Period 2</b>				
5:24	4 - 3		Goal	9 - TAMURA M	8:00		3 - ZUPAN M	In	
5:11		9 - SPRINGER N	Assist Pass		8:00		8 - HOGSETT S	In	
5:11	5 - 3	11 - COHN A	Goal		8:00		10 - GROULX W	In	
5:11			Out	8 - MISAKA H	8:00		11 - COHN A	In	
5:11			Out	4 - SHIMAKAWA	8:00			In	1 - TAKAHASHI
5:11			Out	1 - TAKAHASHI	8:00			In	7 - FUJISHIMA
5:11			In	5 - OGINO K	8:00			In	10 - SATO Y
5:11			In	10 - SATO Y	8:00			In	11 - NAKAZATO S
5:11			In	11 - NAKAZATO S	7:33	9 - 7		Goal	7 - FUJISHIMA
5:01			Timeout	11 - NAKAZATO S	7:17	10 - 7	3 - ZUPAN M	Goal	
4:39			Assist Pass	9 - TAMURA M	6:44			Assist Block	10 - SATO Y
4:39	5 - 4		Goal	10 - SATO Y	6:44	10 - 8		Goal	11 - NAKAZATO S
4:28	6 - 4	10 - GROULX W	Goal		6:23	11 - 8	3 - ZUPAN M	Goal	
4:05			Timeout	9 - TAMURA M	6:22		8 - HOGSETT S	Assist Block	
4:05			Out	5 - OGINO K	6:13	11 - 9		Goal	7 - FUJISHIMA



## PLAY BY PLAY

比赛进程

Time	Score	USA	Action	JPN
<b>Period 2</b>				
6:00		10 - GROULX W	Assist Block	
6:00	12 - 9	3 - ZUPAN M	Goal	
5:42			Turnover	10 - SATO Y
5:41		10 - GROULX W	Steal	
5:39	13 - 9	3 - ZUPAN M	Goal	
5:37		11 - COHN A	Assist Pass	
5:04		3 - ZUPAN M	Exclusion	
4:57	13 - 10		Goal	11 - NAKAZATO S
4:45		10 - GROULX W	Assist Block	
4:45		3 - ZUPAN M	Assist Pass	
4:45	14 - 10	11 - COHN A	Goal	
4:08	14 - 11		Goal	11 - NAKAZATO S
3:55		8 - HOGSETT S	Assist Block	
3:55	15 - 11	3 - ZUPAN M	Goal	
3:18		3 - ZUPAN M	Exclusion	
3:18			Out	11 - NAKAZATO S
3:18			Out	7 - FUJISHIMA
3:18			Out	10 - SATO Y
3:18			In	4 - SHIMAKAWA
3:18			In	8 - MISAKA H
3:18			In	9 - TAMURA M
3:07	15 - 12		Goal	9 - TAMURA M
2:55	16 - 12	10 - GROULX W	Goal	
2:54		8 - HOGSETT S	Assist Block	
2:29			Assist Pass	9 - TAMURA M
2:29	16 - 13		Goal	4 - SHIMAKAWA
2:20	17 - 13	3 - ZUPAN M	Goal	
1:59	17 - 14		Goal	4 - SHIMAKAWA
1:52	18 - 14	11 - COHN A	Goal	
0:21		10 - GROULX W	Out	
0:21		4 - KIRKLAND B	In	
0:04			Assist Pass	4 - SHIMAKAWA
0:04	<b>18 - 15</b>		Goal	8 - MISAKA H
0:00		3 - ZUPAN M	Turnover	
0:00			Steal	8 - MISAKA H
0:00			Turnover	8 - MISAKA H
0:00		8 - HOGSETT S	Steal	



## PLAY BY PLAY

比赛进程

Match No: 6

USA 44 - 37 JPN

Start Time: 15:00

Referees: BRIERE Gilles (CAN)  
SCHREINER Alexander (GER)

Commissioner: ALTMANN Hendrik (NED)

	P1	P2	P3	P4
USA	9	9	11	15
JPN	6	9	10	12

Time	Score	USA	Action	JPN	Time	Score	USA	Action	JPN
<b>Period 1</b>									
7:57		4 - KIRKLAND B	In		4:05			Out	9 - TAMURA M
7:57		9 - SPRINGER N	In		4:05			In	1 - TAKAHASHI
7:57		10 - GROULX W	In		4:05			In	7 - FUJISHIMA
7:57		11 - COHN A	In		3:59			Assist Block	1 - TAKAHASHI
7:57			In	1 - TAKAHASHI	3:25			Assist Pass	7 - FUJISHIMA
7:57			In	3 - NAGAYASU Y	3:25	6 - 5		Goal	11 - NAKAZATO S
7:57			In	8 - MISAKA H	3:13		4 - KIRKLAND B	Assist Pass	
7:57			In	9 - TAMURA M	3:13	7 - 5	11 - COHN A	Goal	
7:50			Assist Pass	8 - MISAKA H	3:13			Timeout	10 - SATO Y
7:50	0 - 1		Goal	3 - NAGAYASU Y	2:45			Assist Pass	7 - FUJISHIMA
7:40			Exclusion	8 - MISAKA H	2:45	7 - 6		Goal	10 - SATO Y
7:40			Out	3 - NAGAYASU Y	2:20		9 - SPRINGER N	Out	
7:40			In	4 - SHIMAKAWA	2:20		2 - McBRIDE S	In	
7:32	1 - 1	4 - KIRKLAND B	Goal		1:57		4 - KIRKLAND B	Assist Block	
7:32		11 - COHN A	Assist Pass		1:53	8 - 6	11 - COHN A	Goal	
6:50			Turnover	9 - TAMURA M	1:29			Turnover	11 - NAKAZATO S
6:26	2 - 1	10 - GROULX W	Goal		0:57		10 - GROULX W	Steal	
6:11			Assist Pass	4 - SHIMAKAWA	0:46			Steal	7 - FUJISHIMA
6:11	2 - 2		Goal	9 - TAMURA M	0:46			Turnover	7 - FUJISHIMA
5:58		11 - COHN A	Assist Pass		0:40		10 - GROULX W	Steal	
5:58	3 - 2	9 - SPRINGER N	Goal		0:40			Exclusion	7 - FUJISHIMA
5:47			Turnover	9 - TAMURA M	0:00	9 - 6	4 - KIRKLAND B	Goal	
5:45	4 - 2	9 - SPRINGER N	Goal		0:00		10 - GROULX W	Assist Pass	
5:24			Assist Pass	8 - MISAKA H	<b>Period 2</b>				
5:24	4 - 3		Goal	9 - TAMURA M	8:00		3 - ZUPAN M	In	
5:11		9 - SPRINGER N	Assist Pass		8:00		8 - HOGSETT S	In	
5:11	5 - 3	11 - COHN A	Goal		8:00		10 - GROULX W	In	
5:11			Out	8 - MISAKA H	8:00		11 - COHN A	In	
5:11			Out	4 - SHIMAKAWA	8:00			In	1 - TAKAHASHI
5:11			Out	1 - TAKAHASHI	8:00			In	7 - FUJISHIMA
5:11			In	5 - OGINO K	8:00			In	10 - SATO Y
5:11			In	10 - SATO Y	8:00			In	11 - NAKAZATO S
5:11			In	11 - NAKAZATO S	7:33	9 - 7		Goal	7 - FUJISHIMA
5:01			Timeout	11 - NAKAZATO S	7:17	10 - 7	3 - ZUPAN M	Goal	
4:39			Assist Pass	9 - TAMURA M	6:44			Assist Block	10 - SATO Y
4:39	5 - 4		Goal	10 - SATO Y	6:44	10 - 8		Goal	11 - NAKAZATO S
4:28	6 - 4	10 - GROULX W	Goal		6:23	11 - 8	3 - ZUPAN M	Goal	
4:05			Timeout	9 - TAMURA M	6:22		8 - HOGSETT S	Assist Block	
4:05			Out	5 - OGINO K	6:13	11 - 9		Goal	7 - FUJISHIMA



## PLAY BY PLAY

比赛进程

Time	Score	USA	Action	JPN	Time	Score	USA	Action	JPN
<b>Period 2</b>					<b>Period 3</b>				
6:00		10 - GROULX W	Assist Block		7:45	19 - 15	6 - WILMOTH J	Goal	
6:00	12 - 9	3 - ZUPAN M	Goal		7:27			Assist Pass	9 - TAMURA M
5:42			Turnover	10 - SATO Y	7:27	19 - 16		Goal	4 - SHIMAKAWA
5:41		10 - GROULX W	Steal		7:23		2 - McBRIDE S	Assist Pass	
5:39	13 - 9	3 - ZUPAN M	Goal		7:23	20 - 16	6 - WILMOTH J	Goal	
5:37		11 - COHN A	Assist Pass		7:12			Assist Pass	9 - TAMURA M
5:04		3 - ZUPAN M	Exclusion		7:10	20 - 17		Goal	4 - SHIMAKAWA
4:57	13 - 10		Goal	11 - NAKAZATO S	6:57		2 - McBRIDE S	Assist Pass	
4:45		10 - GROULX W	Assist Block		6:57	21 - 17	6 - WILMOTH J	Goal	
4:45		3 - ZUPAN M	Assist Pass		5:45		6 - WILMOTH J	Exclusion	
4:45	14 - 10	11 - COHN A	Goal		5:28			Assist Block	9 - TAMURA M
4:08	14 - 11		Goal	11 - NAKAZATO S	5:28	21 - 18		Goal	4 - SHIMAKAWA
3:55		8 - HOGSETT S	Assist Block		5:16		2 - McBRIDE S	Assist Pass	
3:55	15 - 11	3 - ZUPAN M	Goal		5:16	22 - 18	6 - WILMOTH J	Goal	
3:18		3 - ZUPAN M	Exclusion		4:59			Assist Pass	9 - TAMURA M
3:18			Out	11 - NAKAZATO S	4:59	22 - 19		Goal	8 - MISAKA H
3:18			Out	7 - FUJISHIMA	4:46		6 - WILMOTH J	Assist Block	
3:18			Out	10 - SATO Y	4:46	23 - 19	4 - KIRKLAND B	Goal	
3:18			In	4 - SHIMAKAWA	4:35			Assist Pass	8 - MISAKA H
3:18			In	8 - MISAKA H	4:34	23 - 20		Goal	4 - SHIMAKAWA
3:18			In	9 - TAMURA M	4:22		6 - WILMOTH J	Assist Block	
3:07	15 - 12		Goal	9 - TAMURA M	4:22	24 - 20	4 - KIRKLAND B	Goal	
2:55	16 - 12	10 - GROULX W	Goal		3:33	24 - 21		Goal	4 - SHIMAKAWA
2:54		8 - HOGSETT S	Assist Block		3:27		2 - McBRIDE S	Out	
2:29			Assist Pass	9 - TAMURA M	3:25		1 - SUMNER C	Out	
2:29	16 - 13		Goal	4 - SHIMAKAWA	3:24		6 - WILMOTH J	Out	
2:20	17 - 13	3 - ZUPAN M	Goal		3:24		9 - SPRINGER N	In	
1:59	17 - 14		Goal	4 - SHIMAKAWA	3:21		10 - GROULX W	In	
1:52	18 - 14	11 - COHN A	Goal		3:21		11 - COHN A	In	
0:21		10 - GROULX W	Out		3:21		10 - GROULX W	Timeout	
0:21		4 - KIRKLAND B	In		2:52	25 - 21	4 - KIRKLAND B	Goal	
0:04			Assist Pass	4 - SHIMAKAWA	2:30		9 - SPRINGER N	Exclusion	
0:04	18 - 15		Goal	8 - MISAKA H	2:20	25 - 22		Goal	9 - TAMURA M
0:00		3 - ZUPAN M	Turnover		2:09	26 - 22	10 - GROULX W	Goal	
0:00			Steal	8 - MISAKA H	1:53			Assist Pass	9 - TAMURA M
0:00			Turnover	8 - MISAKA H	1:53	26 - 23		Goal	4 - SHIMAKAWA
0:00		8 - HOGSETT S	Steal		1:44	27 - 23	9 - SPRINGER N	Goal	
<b>Period 3</b>					1:28			Turnover	9 - TAMURA M
8:00		1 - SUMNER C	In		1:26		4 - KIRKLAND B	Steal	
8:00		2 - McBRIDE S	In		1:24		4 - KIRKLAND B	Assist Pass	
8:00		4 - KIRKLAND B	In		1:23	28 - 23	10 - GROULX W	Goal	
8:00		6 - WILMOTH J	In		1:19			Turnover	9 - TAMURA M
8:00			In	1 - TAKAHASHI	1:06		4 - KIRKLAND B	Turnover	
8:00			In	4 - SHIMAKAWA	1:02			Turnover	4 - SHIMAKAWA
8:00			In	8 - MISAKA H	0:45		10 - GROULX W	Assist Pass	
8:00			In	9 - TAMURA M	0:45	29 - 23	9 - SPRINGER N	Goal	
7:45		4 - KIRKLAND B	Assist Pass		0:45		9 - SPRINGER N	Out	



## PLAY BY PLAY

比赛进程

Time	Score	USA	Action	JPN	Time	Score	USA	Action	JPN
<b>Period 3</b>					<b>Period 4</b>				
0:45		2 - McBRIDE S	In		5:08	33 - 31		Goal	7 - FUJISHIMA
0:34			Timeout	8 - MISAKA H	4:57		9 - SPRINGER N	Assist Block	
0:05			Assist Pass	8 - MISAKA H	4:57	34 - 31	10 - GROULX W	Goal	
0:05	29 - 24		Goal	9 - TAMURA M	4:43			Assist Pass	7 - FUJISHIMA
0:01		2 - McBRIDE S	Turnover		4:43	34 - 32		Goal	10 - SATO Y
0:01			Steal	9 - TAMURA M	4:27	35 - 32	4 - KIRKLAND B	Goal	
0:01			Assist Pass	9 - TAMURA M	4:17			Turnover	11 - NAKAZATO S
0:01	29 - 25		Goal	4 - SHIMAKAWA	4:17		10 - GROULX W	Steal	
<b>Period 4</b>					4:17	36 - 32	4 - KIRKLAND B	Goal	
8:00		8 - HOGSETT S	In		4:12			Assist Pass	7 - FUJISHIMA
8:00		9 - SPRINGER N	In		4:12	36 - 33		Goal	11 - NAKAZATO S
8:00		10 - GROULX W	In		4:05			Out	7 - FUJISHIMA
8:00		11 - COHN A	In		4:05			Out	11 - NAKAZATO S
8:00			In	1 - TAKAHASHI	4:05			Out	10 - SATO Y
8:00			In	7 - FUJISHIMA	4:05			In	4 - SHIMAKAWA
8:00			In	10 - SATO Y	4:05			In	8 - MISAKA H
8:00			In	11 - NAKAZATO S	4:05			In	9 - TAMURA M
7:50		8 - HOGSETT S	Out		3:57			Exclusion	9 - TAMURA M
7:50		8 - HOGSETT S	In		3:13	37 - 33	4 - KIRKLAND B	Goal	
7:38		9 - SPRINGER N	Out		3:02			Assist Pass	9 - TAMURA M
7:38		3 - ZUPAN M	In		3:02	37 - 34		Goal	4 - SHIMAKAWA
7:28			Assist Block	1 - TAKAHASHI	3:02		11 - COHN A	Timeout	
7:25	29 - 26		Goal	7 - FUJISHIMA	2:56	38 - 34	10 - GROULX W	Goal	
7:00		11 - COHN A	Assist Block		2:36			Assist Block	9 - TAMURA M
7:00	30 - 26	10 - GROULX W	Goal		2:36			Assist Pass	8 - MISAKA H
6:37			Assist Block	10 - SATO Y	2:36	38 - 35		Goal	4 - SHIMAKAWA
6:37	30 - 27		Goal	11 - NAKAZATO S	2:29	39 - 35	9 - SPRINGER N	Goal	
6:26		3 - ZUPAN M	Assist Block		2:21			Turnover	4 - SHIMAKAWA
6:26	31 - 27	10 - GROULX W	Goal		2:20		11 - COHN A	Steal	
6:17			Assist Block	11 - NAKAZATO S	2:10	40 - 35	10 - GROULX W	Goal	
6:17	31 - 28		Goal	7 - FUJISHIMA	1:53			Turnover	8 - MISAKA H
6:15		3 - ZUPAN M	Turnover		1:41	41 - 35	10 - GROULX W	Goal	
6:10	31 - 29		Goal	11 - NAKAZATO S	1:24			Turnover	8 - MISAKA H
5:58		10 - GROULX W	Assist Pass		1:24		9 - SPRINGER N	Steal	
5:58	32 - 29	3 - ZUPAN M	Goal		1:17		9 - SPRINGER N	Assist Block	
5:44			Assist Pass	7 - FUJISHIMA	1:17		4 - KIRKLAND B	Assist Pass	
5:44	32 - 30		Goal	10 - SATO Y	1:16	42 - 35	10 - GROULX W	Goal	
5:33		3 - ZUPAN M	Timeout		1:01			Assist Block	1 - TAKAHASHI
5:33		10 - GROULX W	Out		0:57	42 - 36		Goal	4 - SHIMAKAWA
5:33		3 - ZUPAN M	Out		0:57			Assist Pass	9 - TAMURA M
5:33		9 - SPRINGER N	In		0:34	43 - 36	4 - KIRKLAND B	Goal	
5:33		4 - KIRKLAND B	In		0:23			Assist Pass	4 - SHIMAKAWA
5:33		8 - HOGSETT S	Out		0:23	43 - 37		Goal	9 - TAMURA M
5:33		10 - GROULX W	In		0:21			Exclusion	9 - TAMURA M
5:24			Exclusion	7 - FUJISHIMA	0:01	44 - 37	4 - KIRKLAND B	Goal	
5:15	33 - 30	4 - KIRKLAND B	Goal						
5:08			Assist Pass	11 - NAKAZATO S					



## RESULTS

比赛成绩

Match No: 6

USA 18 - 15 JPN

Start Time: 15:00

Referees: BRIERE Gilles (CAN)  
SCHREINER Alexander (GER)

Commissioner: ALTMANN Hendrik (NED)

	P1	P2	P3	P4
USA	9	9		
JPN	6	9		

### USA - United States

No.	Name	Min	Class. Pts	Goals	PT	AS	AB	TO	ST	EX
1	SUMNER Chance		3.0							
2	McBRIDE Seth	2:20	2.0							
3	ZUPAN Mark	8:00	3.0	6		1		1		2
* 4	KIRKLAND Bryan (C)	8:18	2.0	2		1	1			
5	LYDUCH Norm		1.0							
6	WILMOTH Joel		3.5							
7	REGIER Jason		0.5							
8	HOGSETT Scott	8:00	1.0				3		1	
* 9	SPRINGER Nick	5:37	2.0	2		1				
* 10	GROULX Will	15:36	2.0	3		1	2		3	
* 11	COHN Andy	15:57	2.0	5		3				
<b>TEAM TOTALS</b>				18		7	6	1	4	2

Coach GUMBERT James  
Assistant Coach SUHR Edward

### JPN - Japan

No.	Name	Min	Class. Pts	Goals	PT	AS	AB	TO	ST	EX
* 1	TAKAHASHI Yoshinobu	14:51	0.5				1			
* 3	NAGAYASU Yu	0:17	3.0	1						
4	SHIMAKAWA Shinichi	5:47	3.0	2		2				
5	OGINO Koichi (C)	1:06	1.0							
6	MUROHASHI Takuo		2.0							
7	FUJISHIMA Shingo	8:47	3.0	2		2		1	1	1
* 8	MISAKA Hiroyuki	6:04	2.0	1		2		1	1	1
* 9	TAMURA Manabu	7:10	2.5	3		2		2		
10	SATO Yoshito	9:53	2.0	2			1	1		
11	NAKAZATO Shin	9:53	2.5	4				1		
12	KAWANO Shunsuke		1.5							
<b>TEAM TOTALS</b>				15		8	2	6	2	2

Coach SHIOZAWA Yasuo  
Assistant Coach AOYAGI Daisuke

Legend:		AB	AS	Class. Pts	
*	= starting line up	Assist Block	Assist Pass	Classification Points	
EX	Exclusions	Min	No.	PT	Penalties
ST	Steals	TO	Turnovers		



## RESULTS

比赛成绩

Match No: 6

USA 44 - 37 JPN

Start Time: 15:00

Referees: BRIERE Gilles (CAN)  
SCHREINER Alexander (GER)

Commissioner: ALTMANN Hendrik (NED)

	P1	P2	P3	P4
USA	9	9	11	15
JPN	6	9	10	12

### USA - United States

No.	Name	Min	Class. Pts	Goals	PT	AS	AB	TO	ST	EX
1	SUMNER Chance	4:35	3.0							
2	McBRIDE Seth	7:38	2.0			3		1		
3	ZUPAN Mark	10:05	3.0	7		1	1	2		2
* 4	KIRKLAND Bryan (C)	21:51	2.0	11		4	1	1	1	
5	LYDUCH Norm		1.0							
6	WILMOTH Joel	4:36	3.5	4			2			1
7	REGIER Jason		0.5							
8	HOGSETT Scott	10:27	1.0				3		1	
* 9	SPRINGER Nick	14:11	2.0	5		1	2		1	1
* 10	GROULX Will	26:57	2.0	12		3	2		4	
* 11	COHN Andy	27:18	2.0	5		3	1		1	
<b>TEAM TOTALS</b>				44		15	12	4	8	4

Coach GUMBERT James  
Assistant Coach SUHR Edward

### JPN - Japan

No.	Name	Min	Class. Pts	Goals	PT	AS	AB	TO	ST	EX
* 1	TAKAHASHI Yoshinobu	30:51	0.5				3			
* 3	NAGAYASU Yu	0:17	3.0	1						
4	SHIMAKAWA Shinichi	17:52	3.0	12		3		2		
5	OGINO Koichi (C)	1:06	1.0							
6	MUROHASHI Takuo		2.0							
7	FUJISHIMA Shingo	12:42	3.0	5		5		1	1	2
* 8	MISAKA Hiroyuki	18:09	2.0	2		5		3	1	1
* 9	TAMURA Manabu	19:15	2.5	6		9	2	4	1	2
10	SATO Yoshito	13:48	2.0	4			2	1		
11	NAKAZATO Shin	13:48	2.5	7		1	1	2		
12	KAWANO Shunsuke		1.5							
<b>TEAM TOTALS</b>				37		23	8	13	3	5

Coach SHIOZAWA Yasuo  
Assistant Coach AOYAGI Daisuke

Legend:		AB	AS	Class. Pts	
*	= starting line up	Assist Block	Assist Pass	Classification Points	
EX	Exclusions	Min	No.	PT	Penalties
ST	Steals	TO			





## START LIST

首发名单

Match No: 9

JPN - CHN

Start Time: 13:00

**Referees:** ROBERTS Darren (USA)  
BRIERE Gilles (CAN)

**Commissioner:** CORSON Jonathan (NZL)

### JPN - Japan

No.	Name	Sport Class	Age	GPG	PPG	APPG	ABPG	TOPG	STPG	MPG	JPN Played	
											Prelim. CAN	40 - 48
											Prelim. USA	37 - 44
1	TAKAHASHI Yoshinobu	0.5	33				1.5	0.5				
3	NAGAYASU Yu	3.0	22	0.5								
4	SHIMAKAWA Shinichi	3.0	33	14.5		2.5		1.0				
5	OGINO Koichi (C)	1.0	42									
6	MUROHASHI Takuo	2.0	33									
7	FUJISHIMA Shingo	3.0	36	7.5		3.0		1.0	0.5			
8	MISAKA Hiroyuki	2.0	27	2.0		4.5	0.5	1.5	0.5			
9	TAMURA Manabu	2.5	33	5.0		7.0	1.5	2.5	0.5			
10	SATO Yoshito	2.0	28	4.0		2.5	1.0	2.0				
11	NAKAZATO Shin	2.5	31	5.0		3.5	1.0	1.5				
12	KAWANO Shunsuke	1.5	32									
<b>TEAM AVERAGE</b>				31.8								

**Coach** SHIOZAWA Yasuo  
**Assistant Coach** AOYAGI Daisuke

### CHN - China

No.	Name	Sport Class	Age	GPG	PPG	APPG	ABPG	TOPG	STPG	MPG	CHN Played	
											Prelim. USA	30 - 65
											Prelim. CAN	25 - 57
1	PAN Zilin	3.5	35	4.0		1.0		1.5				
2	HAN Guifei	3.0	21	10.0		5.0	2.0	7.5				
3	CHEN Jun	2.5	23	8.5	0.5	14.0		11.0				
5	WANG Sheng	3.0	35									
6	TIAN Shilin	2.0	24	1.5		0.5	0.5	2.0				
7	CUI Maosheng	2.0	32	0.5								
8	CHENG Shuangmiao (C)	2.0	28	2.0		1.0	2.0	4.5				
9	YU Zhongtao	1.0	25		0.5							
10	TAO Zhenfeng	0.5	32			0.5						
11	XIA Junfeng	0.5	36			0.5	2.5	1.0				
12	SHAO Dequan	1.0	20	1.0			0.5	3.0				
15	ZHANG Wenli	1.5	40					0.5				
<b>TEAM AVERAGE</b>				29.3								

**Coach** WEN Yan  
**Assistant Coach** WU Zhiming

<b>Legend:</b>											
<b>ABPG</b>	Assist by Block per game	<b>APPG</b>	Assist by Pass per game	<b>GPG</b>	Goals per game	<b>MPG</b>	Minutes per game				
<b>No.</b>	Bib Number	<b>PPG</b>	Penalties per game	<b>STPG</b>	Steals per game	<b>TOPG</b>	Turnovers per game				



## PLAY BY PLAY

比赛进程

Match No: 9

JPN 28 - 17 CHN

Start Time: 13:00

Referees: ROBERTS Darren (USA)  
BRIERE Gilles (CAN)

Commissioner: CORSON Jonathan (NZL)

	P1	P2	P3	P4
JPN	16	12		
CHN	9	8		

Time	Score	JPN	Action	CHN	Time	Score	JPN	Action	CHN
<b>Period 1</b>									
8:00		1 - TAKAHASHI	In		2:51		9 - TAMURA M	Assist Block	
8:00		3 - NAGAYASU Y	In		2:38	9 - 4		Goal	3 - CHEN J
8:00		8 - MISAKA H	In		2:27	10 - 4	9 - TAMURA M	Goal	
8:00		9 - TAMURA M	In		2:27		4 - SHIMAKAWA	Assist Pass	
8:00			In	2 - HAN G	2:08	10 - 5		Goal	8 - CHENG S
8:00			In	3 - CHEN J	2:08			Assist Pass	3 - CHEN J
8:00			In	8 - CHENG S	2:00	11 - 5	9 - TAMURA M	Goal	
8:00			In	11 - XIA J	2:00		4 - SHIMAKAWA	Assist Pass	
7:26	1 - 0	8 - MISAKA H	Goal		1:43			Turnover	8 - CHENG S
7:26		9 - TAMURA M	Assist Pass		1:29	12 - 5	4 - SHIMAKAWA	Goal	
7:11	1 - 1		Goal	2 - HAN G	1:19	12 - 6		Goal	8 - CHENG S
7:11			Assist Pass	3 - CHEN J	1:08	13 - 6	4 - SHIMAKAWA	Goal	
6:48	2 - 1	9 - TAMURA M	Goal		1:08		8 - MISAKA H	Assist Block	
6:48		8 - MISAKA H	Assist Block		0:46	13 - 7		Goal	2 - HAN G
6:43			Turnover	3 - CHEN J	0:46			Assist Pass	3 - CHEN J
6:18			Exclusion	11 - XIA J	0:37	14 - 7	4 - SHIMAKAWA	Goal	
6:06			Exclusion	2 - HAN G	0:37		9 - TAMURA M	Assist Pass	
6:01	3 - 1	9 - TAMURA M	Goal		0:21	14 - 8		Goal	8 - CHENG S
5:48			Timeout	3 - CHEN J	0:21			Assist Pass	3 - CHEN J
5:48		3 - NAGAYASU Y	Out		0:01	15 - 8	4 - SHIMAKAWA	Goal	
5:48		4 - SHIMAKAWA	In		0:01	15 - 9		Goal	8 - CHENG S
5:39			Turnover	3 - CHEN J	<b>Period 2</b>				
4:54	4 - 1	9 - TAMURA M	Goal		8:00		5 - OGINO K	In	
4:54		1 - TAKAHASHI	Assist Block		8:00		7 - FUJISHIMA	In	
4:40			Turnover	8 - CHENG S	8:00		11 - NAKAZATO S	In	
4:34	5 - 1	4 - SHIMAKAWA	Goal		8:00		12 - KAWANO S	In	
4:34		8 - MISAKA H	Assist Block		8:00			In	2 - HAN G
4:14			Turnover	8 - CHENG S	8:00			In	3 - CHEN J
4:12		4 - SHIMAKAWA	Steal		8:00			In	8 - CHENG S
4:11	6 - 1	4 - SHIMAKAWA	Goal		8:00			In	2 - HAN G
3:53	6 - 2		Goal	3 - CHEN J	7:54			Assist Pass	3 - CHEN J
3:51			Assist Block	8 - CHENG S	7:44	16 - 9	7 - FUJISHIMA	Goal	
3:37	7 - 2	8 - MISAKA H	Goal		7:44	17 - 9	7 - FUJISHIMA	Goal	
3:27			Turnover	8 - CHENG S	7:44		11 - NAKAZATO S	Assist Pass	
3:18	8 - 2	4 - SHIMAKAWA	Goal		7:27	17 - 10		Goal	3 - CHEN J
3:18		9 - TAMURA M	Assist Pass		7:27			Assist Pass	2 - HAN G
3:04	8 - 3		Goal	8 - CHENG S	7:13		7 - FUJISHIMA	Turnover	
3:04			Assist Pass	3 - CHEN J	6:45	17 - 11		Goal	8 - CHENG S
2:51	9 - 3	4 - SHIMAKAWA	Goal		6:45			Assist Pass	2 - HAN G



## PLAY BY PLAY

比赛进程

Time	Score	JPN	Action	CHN
<b>Period 2</b>				
6:35	18 - 11	7 - FUJISHIMA	Goal	
6:26			Turnover	2 - HAN G
6:26	19 - 11	11 - NAKAZATO S	Goal	
6:26		11 - NAKAZATO S	Steal	
6:26			Turnover	3 - CHEN J
6:06		7 - FUJISHIMA	Steal	
5:59	20 - 11	11 - NAKAZATO S	Goal	
5:59		7 - FUJISHIMA	Assist Pass	
5:42		7 - FUJISHIMA	Exclusion	
5:32	20 - 12		Goal	3 - CHEN J
5:29			Assist Block	2 - HAN G
4:49	21 - 12	7 - FUJISHIMA	Goal	
4:49		12 - KAWANO S	Assist Block	
4:42	21 - 13		Goal	2 - HAN G
4:40			Assist Pass	3 - CHEN J
4:28	22 - 13	12 - KAWANO S	Goal	
4:28		7 - FUJISHIMA	Assist Pass	
4:20		5 - OGINO K	Steal	
4:20			Turnover	3 - CHEN J
4:20			Exclusion	8 - CHENG S
4:00	23 - 13	7 - FUJISHIMA	Goal	
3:56	23 - 14		Goal	3 - CHEN J
3:56			Assist Pass	8 - CHENG S
3:45	24 - 14	7 - FUJISHIMA	Goal	
3:38		11 - NAKAZATO S	Exclusion	
3:23	24 - 15		Goal	2 - HAN G
3:23			Assist Pass	8 - CHENG S
3:08	25 - 15	7 - FUJISHIMA	Goal	
3:03		11 - NAKAZATO S	Exclusion	
2:47		12 - KAWANO S	Steal	
2:47			Turnover	2 - HAN G
2:40	26 - 15	7 - FUJISHIMA	Goal	
2:30	26 - 16		Goal	2 - HAN G
2:30			Assist Pass	3 - CHEN J
2:22	27 - 16	7 - FUJISHIMA	Goal	
2:22		11 - NAKAZATO S	Assist Pass	
2:08	27 - 17		Goal	8 - CHENG S
2:08			Assist Pass	2 - HAN G
2:08		11 - NAKAZATO S	Out	
2:08		12 - KAWANO S	Out	
2:08		8 - MISAKA H	In	
2:08		10 - SATO Y	In	
2:00	28 - 17	7 - FUJISHIMA	Goal	
1:42		7 - FUJISHIMA	Exclusion	



## PLAY BY PLAY

比赛进程

Match No: 9

JPN 55 - 38 CHN

Start Time: 13:00

Referees: ROBERTS Darren (USA)  
BRIERE Gilles (CAN)

Commissioner: CORSON Jonathan (NZL)

	P1	P2	P3	P4
JPN	16	12	14	13
CHN	8	9	12	9

Time	Score	JPN	Action	CHN	Time	Score	JPN	Action	CHN
<b>Period 1</b>					<b>Period 1</b>				
8:00		1 - TAKAHASHI	In		2:51		9 - TAMURA M	Assist Block	
8:00		3 - NAGAYASU Y	In		2:38	9 - 4		Goal	3 - CHEN J
8:00		8 - MISAKA H	In		2:27	10 - 4	9 - TAMURA M	Goal	
8:00		9 - TAMURA M	In		2:27		4 - SHIMAKAWA	Assist Pass	
8:00			In	2 - HAN G	2:08	10 - 5		Goal	8 - CHENG S
8:00			In	3 - CHEN J	2:08			Assist Pass	3 - CHEN J
8:00			In	8 - CHENG S	2:00	11 - 5	9 - TAMURA M	Goal	
8:00			In	11 - XIA J	2:00		4 - SHIMAKAWA	Assist Pass	
7:26	1 - 0	8 - MISAKA H	Goal		1:43			Turnover	8 - CHENG S
7:26		9 - TAMURA M	Assist Pass		1:29	12 - 5	4 - SHIMAKAWA	Goal	
7:11	1 - 1		Goal	2 - HAN G	1:19	12 - 6		Goal	8 - CHENG S
7:11			Assist Pass	3 - CHEN J	1:08	13 - 6	4 - SHIMAKAWA	Goal	
6:48	2 - 1	9 - TAMURA M	Goal		1:08		8 - MISAKA H	Assist Block	
6:48		8 - MISAKA H	Assist Block		0:46	13 - 7		Goal	2 - HAN G
6:43			Turnover	3 - CHEN J	0:46			Assist Pass	3 - CHEN J
6:18			Exclusion	11 - XIA J	0:37	14 - 7	4 - SHIMAKAWA	Goal	
6:06			Exclusion	2 - HAN G	0:37		9 - TAMURA M	Assist Pass	
6:01	3 - 1	9 - TAMURA M	Goal		0:21	14 - 8		Goal	8 - CHENG S
5:48			Timeout	3 - CHEN J	0:21			Assist Pass	3 - CHEN J
5:48		3 - NAGAYASU Y	Out		0:01	15 - 8	4 - SHIMAKAWA	Goal	
5:48		4 - SHIMAKAWA	In		0:01			Goal	
5:39			Turnover	3 - CHEN J	<b>Period 2</b>				
4:54	4 - 1	9 - TAMURA M	Goal		8:00		5 - OGINO K	In	
4:54		1 - TAKAHASHI	Assist Block		8:00		7 - FUJISHIMA	In	
4:40			Turnover	8 - CHENG S	8:00		11 - NAKAZATO S	In	
4:34	5 - 1	4 - SHIMAKAWA	Goal		8:00		12 - KAWANO S	In	
4:34		8 - MISAKA H	Assist Block		8:00			In	2 - HAN G
4:14			Turnover	8 - CHENG S	8:00			In	3 - CHEN J
4:12		4 - SHIMAKAWA	Steal		8:00			In	8 - CHENG S
4:11	6 - 1	4 - SHIMAKAWA	Goal		8:00			In	2 - HAN G
3:53	6 - 2		Goal	3 - CHEN J	7:54			Assist Pass	3 - CHEN J
3:51			Assist Block	8 - CHENG S	7:44	16 - 8	7 - FUJISHIMA	Goal	
3:37	7 - 2	8 - MISAKA H	Goal		7:44	17 - 8	7 - FUJISHIMA	Goal	
3:27			Turnover	8 - CHENG S	7:44		11 - NAKAZATO S	Assist Pass	
3:18	8 - 2	4 - SHIMAKAWA	Goal		7:27	17 - 9		Goal	3 - CHEN J
3:18		9 - TAMURA M	Assist Pass		7:27			Assist Pass	2 - HAN G
3:04	8 - 3		Goal	8 - CHENG S	7:13		7 - FUJISHIMA	Turnover	
3:04			Assist Pass	3 - CHEN J	6:45	17 - 10		Goal	8 - CHENG S
2:51	9 - 3	4 - SHIMAKAWA	Goal		6:45			Assist Pass	2 - HAN G



## PLAY BY PLAY

比赛进程

Time	Score	JPN	Action	CHN	Time	Score	JPN	Action	CHN
<b>Period 2</b>					<b>Period 3</b>				
6:35	18 - 10	7 - FUJISHIMA	Goal		8:00		8 - MISAKA H	In	
6:26			Turnover	2 - HAN G	8:00		10 - SATO Y	In	
6:26	19 - 10	11 - NAKAZATO S	Goal		8:00			In	2 - HAN G
6:26		11 - NAKAZATO S	Steal		8:00			In	3 - CHEN J
6:26			Turnover	3 - CHEN J	8:00			In	8 - CHENG S
6:06		7 - FUJISHIMA	Steal		8:00			In	10 - TAO Z
5:59	20 - 10	11 - NAKAZATO S	Goal		8:00	28 - 17		Goal	2 - HAN G
5:59		7 - FUJISHIMA	Assist Pass		8:00			Assist Pass	3 - CHEN J
5:42		7 - FUJISHIMA	Exclusion		8:00	29 - 17	7 - FUJISHIMA	Goal	
5:32	20 - 11		Goal	3 - CHEN J	8:00	29 - 18		Goal	8 - CHENG S
5:29			Assist Block	2 - HAN G	6:31			Assist Pass	3 - CHEN J
4:49	21 - 11	7 - FUJISHIMA	Goal		6:29	30 - 18	8 - MISAKA H	Goal	
4:49		12 - KAWANO S	Assist Block		6:25	30 - 19		Goal	3 - CHEN J
4:42	21 - 12		Goal	2 - HAN G	6:23			Assist Pass	2 - HAN G
4:40			Assist Pass	3 - CHEN J	6:21	31 - 19	7 - FUJISHIMA	Goal	
4:28	22 - 12	12 - KAWANO S	Goal		6:18			Timeout	3 - CHEN J
4:28		7 - FUJISHIMA	Assist Pass		6:08	31 - 20		Goal	8 - CHENG S
4:20		5 - OGINO K	Steal		6:08			Assist Pass	2 - HAN G
4:20			Turnover	3 - CHEN J	5:59	32 - 20	7 - FUJISHIMA	Goal	
4:20			Exclusion	8 - CHENG S	5:39	32 - 21		Goal	2 - HAN G
4:00	23 - 12	7 - FUJISHIMA	Goal		5:39			Assist Pass	3 - CHEN J
3:56	23 - 13		Goal	3 - CHEN J	5:24	33 - 21	7 - FUJISHIMA	Goal	
3:56			Assist Pass	8 - CHENG S	5:18		10 - SATO Y	Steal	
3:45	24 - 13	7 - FUJISHIMA	Goal		5:18			Turnover	8 - CHENG S
3:38		11 - NAKAZATO S	Exclusion		5:18			Exclusion	3 - CHEN J
3:23	24 - 14		Goal	2 - HAN G	5:18		5 - OGINO K	Out	
3:23			Assist Pass	8 - CHENG S	5:18		7 - FUJISHIMA	Out	
3:08	25 - 14	7 - FUJISHIMA	Goal		5:18		8 - MISAKA H	Out	
3:03		11 - NAKAZATO S	Exclusion		5:18		10 - SATO Y	Out	
2:47		12 - KAWANO S	Steal		5:18		1 - TAKAHASHI	In	
2:47			Turnover	2 - HAN G	5:18		4 - SHIMAKAWA	In	
2:40	26 - 14	7 - FUJISHIMA	Goal		5:18		6 - MUROHASHI	In	
2:30	26 - 15		Goal	2 - HAN G	5:18		9 - TAMURA M	In	
2:30			Assist Pass	3 - CHEN J	4:50	34 - 21	4 - SHIMAKAWA	Goal	
2:22	27 - 15	7 - FUJISHIMA	Goal		4:39			Turnover	2 - HAN G
2:22		11 - NAKAZATO S	Assist Pass		4:27	35 - 21	4 - SHIMAKAWA	Goal	
2:08	27 - 16		Goal	8 - CHENG S	4:14	35 - 22		Goal	3 - CHEN J
2:08			Assist Pass	2 - HAN G	4:14			Assist Pass	2 - HAN G
2:08		11 - NAKAZATO S	Out		4:01	36 - 22	6 - MUROHASHI	Goal	
2:08		12 - KAWANO S	Out		4:01		9 - TAMURA M	Assist Pass	
2:08		8 - MISAKA H	In		3:49	36 - 23		Goal	8 - CHENG S
2:08		10 - SATO Y	In		3:49			Assist Pass	2 - HAN G
2:00	28 - 16	7 - FUJISHIMA	Goal		3:35	37 - 23	9 - TAMURA M	Goal	
1:42		7 - FUJISHIMA	Exclusion		3:35		6 - MUROHASHI	Assist Pass	
<b>Period 3</b>					3:24	37 - 24		Goal	8 - CHENG S
8:00		5 - OGINO K	In		3:24			Assist Pass	3 - CHEN J
8:00		7 - FUJISHIMA	In		3:14	38 - 24	4 - SHIMAKAWA	Goal	



## PLAY BY PLAY

比赛进程

Time	Score	JPN	Action	CHN	Time	Score	JPN	Action	CHN
<b>Period 3</b>					<b>Period 4</b>				
3:14		9 - TAMURA M	Assist Block		6:25	47 - 32		Goal	2 - HAN G
3:02	38 - 25		Goal	3 - CHEN J	6:25			Assist Pass	3 - CHEN J
3:02			Assist Block	2 - HAN G	5:48	48 - 32	10 - SATO Y	Goal	
3:02			Out	8 - CHENG S	5:48		9 - TAMURA M	Assist Pass	
3:02			Out	2 - HAN G	5:34	48 - 33		Goal	3 - CHEN J
3:02			Out	10 - TAO Z	5:34			Assist Pass	2 - HAN G
3:02			In	1 - PAN Z	5:20	49 - 33	11 - NAKAZATO S	Goal	
2:59			In	9 - YU Z	5:08			Timeout	11 - XIA J
2:56			In	12 - SHAO D	4:43	49 - 34		Goal	3 - CHEN J
2:50	39 - 25	4 - SHIMAKAWA	Goal		4:43			Assist Block	6 - TIAN S
2:43	39 - 26		Goal	1 - PAN Z	4:31	50 - 34	11 - NAKAZATO S	Goal	
2:37			Assist Pass	3 - CHEN J	4:25		11 - NAKAZATO S	Steal	
2:35			Exclusion	1 - PAN Z	4:25			Turnover	2 - HAN G
2:16	40 - 26	4 - SHIMAKAWA	Goal		4:17	51 - 34	10 - SATO Y	Goal	
2:08	40 - 27		Goal	1 - PAN Z	4:15		9 - TAMURA M	Exclusion	
1:55	41 - 27	6 - MUROHASHI	Goal		4:15			Out	6 - TIAN S
1:39	41 - 28		Goal	3 - CHEN J	4:15			In	8 - CHENG S
1:38			Assist Pass	1 - PAN Z	4:05	51 - 35		Goal	8 - CHENG S
1:14	42 - 28	6 - MUROHASHI	Goal		4:05			Assist Pass	2 - HAN G
1:02			Turnover	3 - CHEN J	3:53	52 - 35	10 - SATO Y	Goal	
0:04			Exclusion	1 - PAN Z	3:53		11 - NAKAZATO S	Assist Pass	
<b>Period 4</b>					<b>Period 4</b>				
8:00		5 - OGINO K	In		3:42	52 - 36		Goal	2 - HAN G
8:00		9 - TAMURA M	In		3:42			Assist Block	8 - CHENG S
8:00		10 - SATO Y	In		3:30	53 - 36	9 - TAMURA M	Goal	
8:00		11 - NAKAZATO S	In		3:29		10 - SATO Y	Assist Pass	
8:00			In	1 - PAN Z	3:13			Turnover	CHINA
8:00			In	3 - CHEN J	3:02	54 - 36	10 - SATO Y	Goal	
8:00			In	9 - YU Z	3:02		9 - TAMURA M	Assist Pass	
8:00			In	12 - SHAO D	2:54		11 - NAKAZATO S	Exclusion	
8:00	43 - 28	11 - NAKAZATO S	Goal		1:56	54 - 37		Goal	3 - CHEN J
7:46	43 - 29		Goal	3 - CHEN J	1:39	55 - 37	10 - SATO Y	Goal	
7:42			Assist Pass	12 - SHAO D	1:39		9 - TAMURA M	Assist Pass	
7:26	44 - 29	11 - NAKAZATO S	Goal		1:28			Timeout	8 - CHENG S
7:24			Out	1 - PAN Z	0:29	55 - 38		Goal	8 - CHENG S
7:24			Out	9 - YU Z					
7:13	44 - 30		Goal	3 - CHEN J					
7:04			In	11 - XIA J					
7:04			In	6 - TIAN S					
6:57	45 - 30	9 - TAMURA M	Goal						
6:57	46 - 30	9 - TAMURA M	Goal						
6:57		11 - NAKAZATO S	Assist Pass						
6:49	46 - 31		Goal	3 - CHEN J					
6:49			Out	12 - SHAO D					
6:49			In	2 - HAN G					
6:38			Assist Pass	2 - HAN G					
6:37	47 - 31	11 - NAKAZATO S	Goal						



## RESULTS

比赛成绩

Match No: 9

JPN 28 - 17 CHN

Start Time: 13:00

Referees: ROBERTS Darren (USA)  
BRIERE Gilles (CAN)

Commissioner: CORSON Jonathan (NZL)

	P1	P2	P3	P4
JPN	16	12		
CHN	9	8		

### JPN - Japan

No.	Name	Min	Class. Pts	Goals	PT	AS	AB	TO	ST	EX
* 1	TAKAHASHI Yoshinobu	8:00	0.5				1			
* 3	NAGAYASU Yu	2:12	3.0							
4	SHIMAKAWA Shinichi	5:48	3.0	8		2			1	
5	OGINO Koichi (C)	8:00	1.0						1	
6	MUROHASHI Takuo		2.0							
7	FUJISHIMA Shingo	8:00	3.0	10		2		1	1	2
* 8	MISAKA Hiroyuki	10:08	2.0	2			3			
* 9	TAMURA Manabu	8:00	2.5	5		3	1			
10	SATO Yoshito	2:08	2.0							
11	NAKAZATO Shin	5:52	2.5	2		2			1	2
12	KAWANO Shunsuke	5:52	1.5	1			1		1	
<b>TEAM TOTALS</b>				28		9	6	1	5	4

Coach SHIOZAWA Yasuo  
Assistant Coach AOYAGI Daisuke

### CHN - China

No.	Name	Min	Class. Pts	Goals	PT	AS	AB	TO	ST	EX
1	PAN Zilin		3.5							
* 2	HAN Guifei	16:00	3.0	5		3	1	2		1
* 3	CHEN Jun	16:00	2.5	5		8		4		
5	WANG Sheng		3.0							
6	TIAN Shilin		2.0							
7	CUI Maosheng		2.0							
* 8	CHENG Shuangmiao (C)	16:00	2.0	7		2	1	4		1
9	YU Zhongtao		1.0							
10	TAO Zhenfeng		0.5							
* 11	XIA Junfeng	16:00	0.5							1
12	SHAO Dequan		1.0							
15	ZHANG Wenli		1.5							
<b>TEAM TOTALS</b>				17		13	2	10		3

Coach WEN Yan  
Assistant Coach WU Zhiming

Legend:		AB	AS	Class. Pts	
*	= starting line up	Assist Block	Assist Pass	Classification Points	
EX	Exclusions	Min	No.	PT	Penalties
ST	Steals	TO	Turnovers		



## RESULTS

比赛成绩

Match No: 9

JPN 55 - 38 CHN

Start Time: 13:00

Referees: ROBERTS Darren (USA)  
BRIERE Gilles (CAN)

Commissioner: CORSON Jonathan (NZL)

	P1	P2	P3	P4
JPN	16	12	14	13
CHN	8	9	12	9

### JPN - Japan

No.	Name	Min	Class. Pts	Goals	PT	AS	AB	TO	ST	EX
* 1	TAKAHASHI Yoshinobu	13:18	0.5				1			
* 3	NAGAYASU Yu	2:12	3.0							
4	SHIMAKAWA Shinichi	11:06	3.0	13		2			1	
5	OGINO Koichi (C)	18:42	1.0						1	
6	MUROHASHI Takuo	5:18	2.0	3		1				
7	FUJISHIMA Shingo	10:42	3.0	14		2		1	1	2
* 8	MISAKA Hiroyuki	12:50	2.0	3			3			
* 9	TAMURA Manabu	21:18	2.5	9		7	2			1
10	SATO Yoshito	12:50	2.0	5		1			1	
11	NAKAZATO Shin	13:52	2.5	7		4			2	3
12	KAWANO Shunsuke	5:52	1.5	1			1		1	
<b>TEAM TOTALS</b>				55		17	7	1	7	6

Coach SHIOZAWA Yasuo  
Assistant Coach AOYAGI Daisuke

### CHN - China

No.	Name	Min	Class. Pts	Goals	PT	AS	AB	TO	ST	EX
1	PAN Zilin	3:38	3.5	2		1				2
* 2	HAN Guifei	27:47	3.0	9		10	2	4		1
* 3	CHEN Jun	32:00	2.5	15		14		5		1
5	WANG Sheng		3.0							
6	TIAN Shilin	2:49	2.0				1			
7	CUI Maosheng		2.0							
* 8	CHENG Shuangmiao (C)	25:13	2.0	12		2	2	5		1
9	YU Zhongtao	3:35	1.0							
10	TAO Zhenfeng	4:58	0.5							
* 11	XIA Junfeng	15:04	0.5							1
12	SHAO Dequan	4:07	1.0			1				
15	ZHANG Wenli		1.5							
<b>TEAM TOTALS</b>				38		28	5	15		6

Coach WEN Yan  
Assistant Coach WU Zhiming

Legend:	AB	AS	Class. Pts
* = starting line up	Assist Block	Assist Pass	Classification Points
EX Exclusions	Min Minutes	No. Bib Number	PT Penalties
ST Steals	TO Turnovers		





## START LIST

首发名单

Match No: 10

USA - CAN

Start Time: 15:00

Referees: van de RIET SUTER Christian (NED)  
IZUMIYA Yoshiaki (JPN)

Commissioner: ALTMANN Hendrik (NED)

### USA - United States

No.	Name	Sport Class	Age	GPG	PPG	APPG	ABPG	TOPG	STPG	MPG	USA Played	
											Prelim. CHN 65 - 30 Prelim. JPN 44 - 37	
1	SUMNER Chance	3.0	31	6.0	0.5	2.5	0.5			1.0		
2	McBRIDE Seth	2.0	25	3.0		2.0	2.0	0.5		1.0		
3	ZUPAN Mark	3.0	33	9.0	0.5	1.0	1.5	1.5	0.5			
4	KIRKLAND Bryan (C)	2.0	37	8.0		4.0	1.5	0.5		2.0		
5	LYDUCH Norm	1.0	36	0.5			0.5					
6	WILMOTH Joel	3.5	19	5.0		1.0	2.5					
7	REGIER Jason	0.5	33				0.5					
8	HOGSETT Scott	1.0	35			1.0	2.5			0.5		
9	SPRINGER Nick	2.0	23	3.5		0.5	2.5			1.0		
10	GROULX Will	2.0	34	14.0		2.5	1.0			3.0		
11	COHN Andy	2.0	30	5.5		2.0	0.5			1.0		
<b>TEAM AVERAGE</b>			30.5									

Coach GUMBERT James  
Assistant Coach SUHR Edward

### CAN - Canada

No.	Name	Sport Class	Age	GPG	PPG	APPG	ABPG	TOPG	STPG	MPG	CAN Played	
											Prelim. JPN 48 - 40 Prelim. CHN 57 - 25	
1	PARADIS Daniel	0.5	47				2.0					
2	CRONE Jason	1.5	21	1.5			0.5					
4	SCHMUTZ Erika	1.5	35	1.5		0.5	1.0			0.5		
5	HICKLING Garett	3.5	37	6.0		3.0		0.5		1.0		
6	CHAN Ian	3.0	31	8.0	0.5	3.5						
8	WHITEHEAD Mike	3.0	32	9.5	0.5	5.0	1.5	0.5		0.5		
9	LUANGKHAMDENG Say	2.0	31	5.0		5.5	0.5	1.0		0.5		
10	HIRSCHFIELD Trevor	1.0	24	0.5			1.0					
11	LAVOIE Fabien	3.0	27	11.0		2.5	1.0			1.0		
13	FUNK Jared	0.5	34				0.5					
14	WILLSIE David (C)	2.0	40	5.5	0.5	1.0	1.0	0.5		0.5		
15	SIMARD Patrice	1.5	29	4.0		0.5	3.5			1.0		
<b>TEAM AVERAGE</b>			32.3									

Coach LABRECQUE Benoit  
Assistant Coach DISPALTRO Marco  
Assistant Coach FROST Adam

<b>Legend:</b>							
ABPG	Assist by Block per game	APPG	Assist by Pass per game	GPG	Goals per game	MPG	Minutes per game
No.	Bib Number	PPG	Penalties per game	STPG	Steals per game	TOPG	Turnovers per game



## PLAY BY PLAY

比赛进程

Match No: 10

USA 24 - 21 CAN

Start Time: 15:00

Referees: van de RIET SUTER Christian (NED)  
IZUMIYA Yoshiaki (JPN)

Commissioner: ALTMANN Hendrik (NED)

	P1	P2	P3	P4
USA	11	13		
CAN	11	10		

Time	Score	USA	Action	CAN	Time	Score	USA	Action	CAN
<b>Period 1</b>									
8:00		4 - KIRKLAND B	In		3:13			In	14 - WILLSIE D
8:00		9 - SPRINGER N	In		3:07	7 - 6		Goal	9 - LUANGKHAM.
8:00		10 - GROULX W	In		3:01	8 - 6	9 - SPRINGER N	Goal	
8:00		11 - COHN A	In		3:01		10 - GROULX W	Assist Pass	
8:00			In	2 - CRONE J	2:57		11 - COHN A	Exclusion	
8:00			In	8 - WHITEHEAD	2:45	8 - 7		Goal	11 - LAVOIE F
8:00			In	9 - LUANGKHAM.	2:42			Exclusion	10 - HIRSCHFIE.
8:00			In	15 - SIMARD P	2:42		9 - SPRINGER N	Out	
7:55			Turnover	CANADA	2:42		2 - McBRIDE S	In	
7:45	1 - 0	11 - COHN A	Goal		2:08	9 - 7	4 - KIRKLAND B	Goal	
7:29			Assist Block	15 - SIMARD P	2:08		11 - COHN A	Assist Block	
7:29	1 - 1		Goal	8 - WHITEHEAD	1:57	9 - 8		Goal	14 - WILLSIE D
7:08		4 - KIRKLAND B	Turnover		1:51		10 - GROULX W	Turnover	
7:03			Steal	8 - WHITEHEAD	1:43	9 - 9		Goal	11 - LAVOIE F
6:51			Timeout	9 - LUANGKHAM.	1:34	10 - 9	10 - GROULX W	Goal	
6:49			Turnover	CANADA	1:34		11 - COHN A	Assist Block	
6:39			Exclusion	2 - CRONE J	1:26			Assist Block	9 - LUANGKHAM.
6:31	2 - 1	10 - GROULX W	Goal		1:26	10 - 10		Goal	14 - WILLSIE D
5:45	2 - 2		Goal	2 - CRONE J	1:26			Assist Pass	11 - LAVOIE F
5:38	3 - 2	9 - SPRINGER N	Goal		1:08			Exclusion	11 - LAVOIE F
5:12	3 - 3		Goal	9 - LUANGKHAM.	0:09			Steal	9 - LUANGKHAM.
5:00		4 - KIRKLAND B	Assist Block		0:09		4 - KIRKLAND B	Turnover	
5:00	4 - 3	11 - COHN A	Goal		0:08	10 - 11		Goal	9 - LUANGKHAM.
4:20	4 - 4		Goal	9 - LUANGKHAM.	0:02	11 - 11	11 - COHN A	Goal	
4:20			Assist Block	15 - SIMARD P	0:01		10 - GROULX W	Assist Block	
4:08			Exclusion	8 - WHITEHEAD	<b>Period 2</b>				
4:02	5 - 4	4 - KIRKLAND B	Goal		8:00		2 - McBRIDE S	In	
3:52	5 - 5		Goal	15 - SIMARD P	8:00		6 - WILMOTH J	In	
3:40		4 - KIRKLAND B	Assist Pass		8:00		7 - REGIER J	In	
3:40	6 - 5	9 - SPRINGER N	Goal		8:00		10 - GROULX W	In	
3:19		11 - COHN A	Steal		8:00			In	5 - HICKLING G
3:19			Turnover	8 - WHITEHEAD	8:00			In	6 - CHAN I
3:19	7 - 5	9 - SPRINGER N	Goal		8:00			In	10 - HIRSCHFIE.
3:13			Turnover	9 - LUANGKHAM.	8:00			In	13 - FUNK J
3:13			Out	2 - CRONE J	7:24			Exclusion	5 - HICKLING G
3:13			Out	8 - WHITEHEAD	7:22	12 - 11	6 - WILMOTH J	Goal	
3:13			Out	15 - SIMARD P	7:11	12 - 12		Goal	6 - CHAN I
3:13			In	10 - HIRSCHFIE.	6:59	13 - 12	6 - WILMOTH J	Goal	
3:13			In	11 - LAVOIE F	6:45			Timeout	5 - HICKLING G



## PLAY BY PLAY

比赛进程

Time	Score	USA	Action	CAN	Time	Score	USA	Action	CAN
<b>Period 2</b>					<b>Period 2</b>				
6:31			Turnover	5 - HICKLING G	2:27			Out	9 - LUANGKHAM.
6:31		6 - WILMOTH J	Steal		2:27			Out	10 - HIRSCHFIE.
6:30	14 - 12	10 - GROULX W	Goal		2:27			In	11 - LAVOIE F
6:15			Assist Pass	5 - HICKLING G	2:27			In	2 - CRONE J
6:15	14 - 13		Goal	10 - HIRSCHFIE.	2:27			Out	8 - WHITEHEAD
5:53	15 - 13	10 - GROULX W	Goal		2:27			In	15 - SIMARD P
5:53			Turnover	CANADA	2:10			Turnover	11 - LAVOIE F
5:47	16 - 13	6 - WILMOTH J	Goal		2:01	23 - 19	11 - COHN A	Goal	
5:31			Out	5 - HICKLING G	1:44			Assist Block	15 - SIMARD P
5:31			Out	6 - CHAN I	1:44	23 - 20		Goal	14 - WILLSIE D
5:31			Out	13 - FUNK J	1:07	23 - 21		Goal	11 - LAVOIE F
5:31			In	8 - WHITEHEAD	1:07			Assist Pass	15 - SIMARD P
5:31			In	9 - LUANGKHAM.	1:06		11 - COHN A	Timeout	
5:31			In	14 - WILLSIE D	1:06			Out	2 - CRONE J
5:24	17 - 13	2 - McBRIDE S	Goal		1:06			Out	15 - SIMARD P
5:24		6 - WILMOTH J	Assist Pass		1:06			Out	11 - LAVOIE F
5:07	17 - 14		Goal	14 - WILLSIE D	1:06			In	8 - WHITEHEAD
4:55		6 - WILMOTH J	Assist Block		1:02			In	9 - LUANGKHAM.
4:55	18 - 14	2 - McBRIDE S	Goal		0:59			In	10 - HIRSCHFIE.
4:41	18 - 15		Goal	14 - WILLSIE D	0:04	24 - 21	3 - ZUPAN M	Goal	
4:29	19 - 15	6 - WILMOTH J	Goal		0:04		6 - WILMOTH J	Assist Block	
4:24			Turnover	8 - WHITEHEAD					
4:15			Exclusion	14 - WILLSIE D					
4:15		2 - McBRIDE S	Timeout						
4:15		6 - WILMOTH J	Out						
4:15		7 - REGIER J	Out						
4:15		10 - GROULX W	Out						
4:15		1 - SUMNER C	In						
4:15		4 - KIRKLAND B	In						
4:15		5 - LYDUCH N	In						
4:07	20 - 15	2 - McBRIDE S	Goal						
3:54	20 - 16		Goal	14 - WILLSIE D					
3:44		4 - KIRKLAND B	Turnover						
3:44			Steal	14 - WILLSIE D					
3:44	20 - 17		Goal	14 - WILLSIE D					
3:44	21 - 17	1 - SUMNER C	Goal						
3:23	21 - 18		Goal	8 - WHITEHEAD					
2:56		5 - LYDUCH N	Assist Block						
2:56	22 - 18	2 - McBRIDE S	Goal						
2:43			Assist Block	9 - LUANGKHAM.					
2:43	22 - 19		Goal	8 - WHITEHEAD					
2:27		1 - SUMNER C	Out						
2:27		2 - McBRIDE S	Out						
2:27		5 - LYDUCH N	Out						
2:27		11 - COHN A	In						
2:27		3 - ZUPAN M	In						
2:27		6 - WILMOTH J	In						



## PLAY BY PLAY

比赛进程

Match No: 10

USA 37 - 32 CAN

Start Time: 15:00

Referees: van de RIET SUTER Christian (NED)  
IZUMIYA Yoshiaki (JPN)

Commissioner: ALTMANN Hendrik (NED)

	P1	P2	P3	P4
USA	11	13	4	9
CAN	11	10	2	9

Time	Score	USA	Action	CAN	Time	Score	USA	Action	CAN
<b>Period 1</b>									
8:00		4 - KIRKLAND B	In		3:13			In	14 - WILLSIE D
8:00		9 - SPRINGER N	In		3:07	7 - 6		Goal	9 - LUANGKHAM.
8:00		10 - GROULX W	In		3:01	8 - 6	9 - SPRINGER N	Goal	
8:00		11 - COHN A	In		3:01		10 - GROULX W	Assist Pass	
8:00			In	2 - CRONE J	2:57		11 - COHN A	Exclusion	
8:00			In	8 - WHITEHEAD	2:45	8 - 7		Goal	11 - LAVOIE F
8:00			In	9 - LUANGKHAM.	2:42			Exclusion	10 - HIRSCHFIE.
8:00			In	15 - SIMARD P	2:42		9 - SPRINGER N	Out	
7:55			Turnover	CANADA	2:42		2 - McBRIDE S	In	
7:45	1 - 0	11 - COHN A	Goal		2:08	9 - 7	4 - KIRKLAND B	Goal	
7:29			Assist Block	15 - SIMARD P	2:08		11 - COHN A	Assist Block	
7:29	1 - 1		Goal	8 - WHITEHEAD	1:57	9 - 8		Goal	14 - WILLSIE D
7:08		4 - KIRKLAND B	Turnover		1:51		10 - GROULX W	Turnover	
7:03			Steal	8 - WHITEHEAD	1:43	9 - 9		Goal	11 - LAVOIE F
6:51			Timeout	9 - LUANGKHAM.	1:34	10 - 9	10 - GROULX W	Goal	
6:49			Turnover	CANADA	1:34		11 - COHN A	Assist Block	
6:39			Exclusion	2 - CRONE J	1:26			Assist Block	9 - LUANGKHAM.
6:31	2 - 1	10 - GROULX W	Goal		1:26	10 - 10		Goal	14 - WILLSIE D
5:45	2 - 2		Goal	2 - CRONE J	1:26			Assist Pass	11 - LAVOIE F
5:38	3 - 2	9 - SPRINGER N	Goal		1:08			Exclusion	11 - LAVOIE F
5:12	3 - 3		Goal	9 - LUANGKHAM.	0:09			Steal	9 - LUANGKHAM.
5:00		4 - KIRKLAND B	Assist Block		0:09		4 - KIRKLAND B	Turnover	
5:00	4 - 3	11 - COHN A	Goal		0:08	10 - 11		Goal	9 - LUANGKHAM.
4:20	4 - 4		Goal	9 - LUANGKHAM.	0:02	11 - 11	11 - COHN A	Goal	
4:20			Assist Block	15 - SIMARD P	0:01		10 - GROULX W	Assist Block	
4:08			Exclusion	8 - WHITEHEAD	<b>Period 2</b>				
4:02	5 - 4	4 - KIRKLAND B	Goal		8:00		2 - McBRIDE S	In	
3:52	5 - 5		Goal	15 - SIMARD P	8:00		6 - WILMOTH J	In	
3:40		4 - KIRKLAND B	Assist Pass		8:00		7 - REGIER J	In	
3:40	6 - 5	9 - SPRINGER N	Goal		8:00		10 - GROULX W	In	
3:19		11 - COHN A	Steal		8:00			In	5 - HICKLING G
3:19			Turnover	8 - WHITEHEAD	8:00			In	6 - CHAN I
3:19	7 - 5	9 - SPRINGER N	Goal		8:00			In	10 - HIRSCHFIE.
3:13			Turnover	9 - LUANGKHAM.	8:00			In	13 - FUNK J
3:13			Out	2 - CRONE J	7:24			Exclusion	5 - HICKLING G
3:13			Out	8 - WHITEHEAD	7:22	12 - 11	6 - WILMOTH J	Goal	
3:13			Out	15 - SIMARD P	7:11	12 - 12		Goal	6 - CHAN I
3:13			In	10 - HIRSCHFIE.	6:59	13 - 12	6 - WILMOTH J	Goal	
3:13			In	11 - LAVOIE F	6:45			Timeout	5 - HICKLING G



## PLAY BY PLAY

比赛进程

Time	Score	USA	Action	CAN	Time	Score	USA	Action	CAN
<b>Period 2</b>					<b>Period 2</b>				
6:31			Turnover	5 - HICKLING G	2:27			Out	9 - LUANGKHAM.
6:31		6 - WILMOTH J	Steal		2:27			Out	10 - HIRSCHFIE.
6:30	14 - 12	10 - GROULX W	Goal		2:27			In	11 - LAVOIE F
6:15			Assist Pass	5 - HICKLING G	2:27			In	2 - CRONE J
6:15	14 - 13		Goal	10 - HIRSCHFIE.	2:27			Out	8 - WHITEHEAD
5:53	15 - 13	10 - GROULX W	Goal		2:27			In	15 - SIMARD P
5:53			Turnover	CANADA	2:10			Turnover	11 - LAVOIE F
5:47	16 - 13	6 - WILMOTH J	Goal		2:01	23 - 19	11 - COHN A	Goal	
5:31			Out	5 - HICKLING G	1:44			Assist Block	15 - SIMARD P
5:31			Out	6 - CHAN I	1:44	23 - 20		Goal	14 - WILLSIE D
5:31			Out	13 - FUNK J	1:07	23 - 21		Goal	11 - LAVOIE F
5:31			In	8 - WHITEHEAD	1:07			Assist Pass	15 - SIMARD P
5:31			In	9 - LUANGKHAM.	1:06		11 - COHN A	Timeout	
5:31			In	14 - WILLSIE D	1:06			Out	2 - CRONE J
5:24	17 - 13	2 - McBRIDE S	Goal		1:06			Out	15 - SIMARD P
5:24		6 - WILMOTH J	Assist Pass		1:06			Out	11 - LAVOIE F
5:07	17 - 14		Goal	14 - WILLSIE D	1:06			In	8 - WHITEHEAD
4:55		6 - WILMOTH J	Assist Block		1:02			In	9 - LUANGKHAM.
4:55	18 - 14	2 - McBRIDE S	Goal		0:59			In	10 - HIRSCHFIE.
4:41	18 - 15		Goal	14 - WILLSIE D	0:04	24 - 21	3 - ZUPAN M	Goal	
4:29	19 - 15	6 - WILMOTH J	Goal		0:04		6 - WILMOTH J	Assist Block	
4:24			Turnover	8 - WHITEHEAD	<b>Period 3</b>				
4:15			Exclusion	14 - WILLSIE D	8:00		4 - KIRKLAND B	In	
4:15		2 - McBRIDE S	Timeout		8:00		9 - SPRINGER N	In	
4:15		6 - WILMOTH J	Out		8:00		10 - GROULX W	In	
4:15		7 - REGIER J	Out		8:00		11 - COHN A	In	
4:15		10 - GROULX W	Out		8:00			In	8 - WHITEHEAD
4:15		1 - SUMNER C	In		8:00			In	9 - LUANGKHAM.
4:15		4 - KIRKLAND B	In		8:00			In	10 - HIRSCHFIE.
4:15		5 - LYDUCH N	In		8:00			In	14 - WILLSIE D
4:07	20 - 15	2 - McBRIDE S	Goal		6:00			Timeout	14 - WILLSIE D
3:54	20 - 16		Goal	14 - WILLSIE D	3:42	24 - 22		Goal	9 - LUANGKHAM.
3:44		4 - KIRKLAND B	Turnover		3:38			Exclusion	8 - WHITEHEAD
3:44			Steal	14 - WILLSIE D	3:23	25 - 22	4 - KIRKLAND B	Goal	
3:44	20 - 17		Goal	14 - WILLSIE D	3:07			Turnover	14 - WILLSIE D
3:44	21 - 17	1 - SUMNER C	Goal		3:07		11 - COHN A	Timeout	
3:23	21 - 18		Goal	8 - WHITEHEAD	3:07			Out	10 - HIRSCHFIE.
2:56		5 - LYDUCH N	Assist Block		3:07			Out	14 - WILLSIE D
2:56	22 - 18	2 - McBRIDE S	Goal		3:07			In	2 - CRONE J
2:43			Assist Block	9 - LUANGKHAM.	3:07			In	15 - SIMARD P
2:43	22 - 19		Goal	8 - WHITEHEAD	2:01	26 - 22	10 - GROULX W	Goal	
2:27		1 - SUMNER C	Out		2:01		9 - SPRINGER N	Assist Pass	
2:27		2 - McBRIDE S	Out		1:29	26 - 23		Goal	9 - LUANGKHAM.
2:27		5 - LYDUCH N	Out		1:26	27 - 23	9 - SPRINGER N	Goal	
2:27		11 - COHN A	In		1:25			Turnover	2 - CRONE J
2:27		3 - ZUPAN M	In		1:25		9 - SPRINGER N	Out	
2:27		6 - WILMOTH J	In		1:25		4 - KIRKLAND B	Out	



## PLAY BY PLAY

比赛进程

Time	Score	USA	Action	CAN	Time	Score	USA	Action	CAN
<b>Period 3</b>					<b>Period 4</b>				
1:25		3 - ZUPAN M	In		2:59		4 - KIRKLAND B	In	
1:25		8 - HOGSETT S	In		2:49	34 - 30	11 - COHN A	Goal	
0:06	28 - 23	8 - HOGSETT S	Goal		2:49		2 - McBRIDE S	Assist Pass	
<b>Period 4</b>					1:59	34 - 31		Goal	14 - WILLSIE D
8:00		2 - McBRIDE S	In		1:49	35 - 31	10 - GROULX W	Goal	
8:00		6 - WILMOTH J	In		1:00			Turnover	14 - WILLSIE D
8:00		7 - REGIER J	In		1:00		10 - GROULX W	Steal	
8:00		10 - GROULX W	In		0:57	36 - 31	10 - GROULX W	Goal	
8:00			In	5 - HICKLING G	0:47	36 - 32		Goal	8 - WHITEHEAD
8:00			In	10 - HIRSCHFIE.	0:46			Exclusion	10 - HIRSCHFIE.
8:00			In	11 - LAVOIE F	0:41			Exclusion	8 - WHITEHEAD
8:00			In	13 - FUNK J	0:21			Exclusion	14 - WILLSIE D
8:00	28 - 24		Goal	11 - LAVOIE F	0:01	37 - 32	4 - KIRKLAND B	Goal	
7:18	29 - 24	2 - McBRIDE S	Goal						
7:18		10 - GROULX W	Assist Pass						
6:54	29 - 25		Goal	11 - LAVOIE F					
6:41	30 - 25	6 - WILMOTH J	Goal						
6:41		10 - GROULX W	Assist Pass						
5:35		6 - WILMOTH J	Exclusion						
5:16	30 - 26		Goal	5 - HICKLING G					
5:03	31 - 26	6 - WILMOTH J	Goal						
5:03		2 - McBRIDE S	Assist Block						
4:45			Assist Block	5 - HICKLING G					
4:45	31 - 27		Goal	11 - LAVOIE F					
4:36	32 - 27	2 - McBRIDE S	Goal						
4:34	32 - 28		Goal	10 - HIRSCHFIE.					
4:24	33 - 28	6 - WILMOTH J	Goal						
4:24		10 - GROULX W	Assist Pass						
4:11	33 - 29		Goal	10 - HIRSCHFIE.					
4:11			Out	11 - LAVOIE F					
4:11			Out	5 - HICKLING G					
4:11			In	9 - LUANGKHAM.					
4:11			In	8 - WHITEHEAD					
4:11			Out	13 - FUNK J					
4:11			In	14 - WILLSIE D					
4:00		2 - McBRIDE S	Out						
4:00		6 - WILMOTH J	Out						
4:00		7 - REGIER J	Out						
4:00		3 - ZUPAN M	In						
4:00		8 - HOGSETT S	In						
3:59		11 - COHN A	In						
3:56		3 - ZUPAN M	Turnover						
3:10	33 - 30		Goal	14 - WILLSIE D					
3:01		3 - ZUPAN M	Timeout						
3:01		3 - ZUPAN M	Out						
3:00		8 - HOGSETT S	Out						
3:00		2 - McBRIDE S	In						



## RESULTS

比赛成绩

Match No: 10

USA 24 - 21 CAN

Start Time: 15:00

Referees: van de RIET SUTER Christian (NED)  
IZUMIYA Yoshiaki (JPN)

Commissioner: ALTMANN Hendrik (NED)

	P1	P2	P3	P4
USA	11	13		
CAN	11	10		

### USA - United States

No.	Name	Min	Class. Pts	Goals	PT	AS	AB	TO	ST	EX
1	SUMNER Chance	1:48	3.0	1						
2	McBRIDE Seth	8:15	2.0	4						
3	ZUPAN Mark	2:27	3.0	1						
* 4	KIRKLAND Bryan (C)	12:15	2.0	2		1	1	3		
5	LYDUCH Norm	1:48	1.0				1			
6	WILMOTH Joel	6:12	3.5	4		1	2		1	
7	REGIER Jason	3:45	0.5							
8	HOGSETT Scott		1.0							
* 9	SPRINGER Nick	5:18	2.0	4						
* 10	GROULX Will	11:45	2.0	4		1	1	1		
* 11	COHN Andy	10:27	2.0	4			2		1	1
<b>TEAM TOTALS</b>				24		3	7	4	2	1

Coach GUMBERT James  
Assistant Coach SUHR Edward

### CAN - Canada

No.	Name	Min	Class. Pts	Goals	PT	AS	AB	TO	ST	EX
1	PARADIS Daniel		0.5							
* 2	CRONE Jason	6:08	1.5	1						1
4	SCHMUTZ Erika		1.5							
5	HICKLING Garrett	2:29	3.5			1		1		1
6	CHAN Ian	2:29	3.0	1						
* 8	WHITEHEAD Mike	8:57	3.0	3				2	1	1
* 9	LUANGKHAMDENG Say	12:06	2.0	4			2	1	1	
10	HIRSCHFIELD Trevor	9:45	1.0	1						1
11	LAVOIE Fabien	4:34	3.0	3		1		1		1
13	FUNK Jared	2:29	0.5							
14	WILLSIE David (C)	8:44	2.0	7					1	1
* 15	SIMARD Patrice	6:08	1.5	1		1	3			
<b>TEAM TOTALS</b>				21		3	5	8	3	6

Coach LABRECQUE Benoit  
Assistant Coach DISPALTRO Marco  
Assistant Coach FROST Adam

Legend:	AB	AS	Class. Pts
* = starting line up	Assist Block	Assist Pass	Classification Points
EX Exclusions	Min Minutes	No. Bib Number	PT Penalties
ST Steals	TO Turnovers		



## RESULTS

比赛成绩

Match No: 10

USA 37 - 32 CAN

Start Time: 15:00

Referees: van de RIET SUTER Christian (NED)  
IZUMIYA Yoshiaki (JPN)

Commissioner: ALTMANN Hendrik (NED)

	P1	P2	P3	P4
USA	11	13	4	9
CAN	11	10	2	9

### USA - United States

No.	Name	Min	Class. Pts	Goals	PT	AS	AB	TO	ST	EX
1	SUMNER Chance	1:48	3.0	1						
2	McBRIDE Seth	15:15	2.0	6		1	1			
3	ZUPAN Mark	4:51	3.0	1				1		
* 4	KIRKLAND Bryan (C)	21:49	2.0	4		1	1	3		
5	LYDUCH Norm	1:48	1.0				1			
6	WILMOTH Joel	10:12	3.5	7		1	2		1	1
7	REGIER Jason	7:45	0.5							
8	HOGSETT Scott	2:25	1.0	1						
* 9	SPRINGER Nick	11:53	2.0	5		1				
* 10	GROULX Will	27:45	2.0	7		4	1	1	1	
* 11	COHN Andy	22:26	2.0	5			2		1	1
<b>TEAM TOTALS</b>				37		8	8	5	3	2

Coach GUMBERT James  
Assistant Coach SUHR Edward

### CAN - Canada

No.	Name	Min	Class. Pts	Goals	PT	AS	AB	TO	ST	EX
1	PARADIS Daniel		0.5							
* 2	CRONE Jason	9:15	1.5	1				1		1
4	SCHMUTZ Erika		1.5							
5	HICKLING Garrett	6:18	3.5	1		1	1	1		1
6	CHAN Ian	2:29	3.0	1						
* 8	WHITEHEAD Mike	21:08	3.0	4				2	1	3
* 9	LUANGKHAMDENG Say	24:17	2.0	6			2	1	1	
10	HIRSCHFIELD Trevor	22:38	1.0	3						2
11	LAVOIE Fabien	8:23	3.0	6		1		1		1
13	FUNK Jared	6:18	0.5							
14	WILLSIE David (C)	17:48	2.0	9				2	1	2
* 15	SIMARD Patrice	9:15	1.5	1		1	3			
<b>TEAM TOTALS</b>				32		3	6	11	3	10

Coach LABRECQUE Benoit  
Assistant Coach DISPALTRO Marco  
Assistant Coach FROST Adam

Legend:		AB	AS	Class. Pts	
*	= starting line up	Assist Block	Assist Pass	Classification Points	
EX	Exclusions	Min	No.	PT	Penalties
ST	Steals	TO	Turnovers		





## START LIST

首发名单

Match No: 3

AUS - GER

Start Time: 18:00

Referees: IZUMIYA Yoshiaki (JPN)  
ROBERTS Darren (USA)

Commissioner: ALTMANN Hendrik (NED)

### AUS - Australia

No.	Name	Sport Class	Age	GPG	PPG	APPG	ABPG	TOPG	STPG	MPG
1	HUCKS George	3.0	40							
2	ERDEM Nazim	0.5	38							
3	BATT Ryley	3.5	19							
4	CARR Cameron	2.0	31							
5	BRAND Shane	1.5	35							
6	VITALE Scott	2.0	23							
7	BOXALL Grant	2.5	32							
8	ALMAN Bryce	2.0	32							
11	SCOTT Ryan	0.5	26							
12	PORTER Steve (C)	2.5	38							
13	SMITH Greg	2.0	41							
<b>TEAM AVERAGE</b>			<b>32.3</b>							

Coach DUBBERLEY Brad

Assistant Coach DOIDGE Robert

### GER - Germany

No.	Name	Sport Class	Age	GPG	PPG	APPG	ABPG	TOPG	STPG	MPG
1	WERNER Christoph	2.0	39							
3	GOETZE Christian	1.0	33							
4	MAYER Wolfgang	2.5	43							
7	WIESCHENDORF Dirk	1.0	33							
8	PICHT Oliver Johannes	3.0	36							
10	KOESEOGLU Salih	2.5	28							
11	REIS Micael	2.5	30							
12	SCHMITT Wolfgang	0.5	25							
13	MENEZLA Nacer	2.0	33							
14	HOLZEM Joerg (C)	2.5	35							
15	BAUMANN Maik	3.0	28							
<b>TEAM AVERAGE</b>			<b>33.0</b>							

Coach SAHM Pierre

Assistant Coach METZGER Bert

Legend:		APPG	GPG	MPG
ABPG	Assist by Block per game	Assist by Pass per game	Goals per game	Minutes per game
No.	Bib Number	PPG	STPG	TOPG
		Penalties per game	Steals per game	Turnovers per game



## PLAY BY PLAY

比赛进程

Match No: 3

AUS 24 - 20 GER

Start Time: 18:00

Referees: IZUMIYA Yoshiaki (JPN)  
ROBERTS Darren (USA)

Commissioner: ALTMANN Hendrik (NED)

	P1	P2	P3	P4
AUS	13	11		
GER	8	12		

Time	Score	AUS	Action	GER	Time	Score	AUS	Action	GER
<b>Period 1</b>									
7:59		2 - ERDEM N	In		4:15		2 - ERDEM N	Assist Block	
7:59		3 - BATT R	In		4:10	7 - 6	3 - BATT R	Goal	
7:59		8 - ALMAN B	In		3:57			Penalty	4 - MAYER W
7:59		13 - SMITH G	In		3:49		3 - BATT R	Assist Pass	
7:59			In	3 - GOETZE C	3:49	8 - 6	13 - SMITH G	Goal	
7:59			In	7 - WIESCHEND.	3:16			Exclusion	15 - BAUMANN M
7:59			In	8 - PICTH OJ	3:03		2 - ERDEM N	Assist Block	
7:59			In	15 - BAUMANN M	3:03	9 - 6	13 - SMITH G	Goal	
7:29			Assist Pass	15 - BAUMANN M	3:03			Timeout	GERMANY
7:29	0 - 1		Goal	8 - PICTH OJ	2:46	9 - 7		Goal	13 - MENEZLA N
7:18	1 - 1	3 - BATT R	Goal		2:45			Out	15 - BAUMANN M
7:05			Turnover	15 - BAUMANN M	2:44			Out	4 - MAYER W
7:05			Out	8 - PICTH OJ	2:40	10 - 7	3 - BATT R	Goal	
7:05			Out	7 - WIESCHEND.	2:40			In	8 - PICTH OJ
7:05			Out	3 - GOETZE C	2:38			In	14 - HOLZEM J
7:05			In	4 - MAYER W	2:25			Assist Pass	8 - PICTH OJ
7:05			In	10 - KOESEOGLU	2:25	10 - 8		Goal	13 - MENEZLA N
7:05			In	12 - SCHMITT W	2:11		13 - SMITH G	Assist Block	
6:55			Out	10 - KOESEOGLU	2:11	11 - 8	3 - BATT R	Goal	
6:55			In	13 - MENEZLA N	1:18			Assist Block	13 - MENEZLA N
6:51	2 - 1	3 - BATT R	Goal		1:09			Turnover	14 - HOLZEM J
6:41			Assist Pass	4 - MAYER W	1:09		3 - BATT R	Steal	
6:41	2 - 2		Goal	15 - BAUMANN M	1:09	12 - 8	3 - BATT R	Goal	
6:31		13 - SMITH G	Assist Block		0:57			Assist Block	13 - MENEZLA N
6:31	3 - 2	3 - BATT R	Goal		0:03			Turnover	8 - PICTH OJ
6:23			Turnover	15 - BAUMANN M	0:01	13 - 8	3 - BATT R	Goal	
6:19		13 - SMITH G	Steal		<b>Period 2</b>				
6:19		3 - BATT R	Turnover		8:00		2 - ERDEM N	In	
6:03			Assist Pass	15 - BAUMANN M	8:00		3 - BATT R	In	
6:03	3 - 3		Goal	13 - MENEZLA N	8:00		8 - ALMAN B	In	
5:57	4 - 3	3 - BATT R	Goal		8:00		13 - SMITH G	In	
5:20			Assist Block	12 - SCHMITT W	8:00			In	8 - PICTH OJ
5:20	4 - 4		Goal	4 - MAYER W	8:00			In	12 - SCHMITT W
5:12	5 - 4	8 - ALMAN B	Goal		8:00			In	13 - MENEZLA N
4:45	5 - 5		Goal	4 - MAYER W	8:00			In	14 - HOLZEM J
4:33		13 - SMITH G	Assist Block		7:39			Assist Pass	14 - HOLZEM J
4:33	6 - 5	3 - BATT R	Goal		7:39	13 - 9		Goal	8 - PICTH OJ
4:24			Assist Pass	15 - BAUMANN M	7:32	14 - 9	3 - BATT R	Goal	
4:24	6 - 6		Goal	4 - MAYER W	7:06			Assist Pass	14 - HOLZEM J



## PLAY BY PLAY

比赛进程

Time	Score	AUS	Action	GER	Time	Score	AUS	Action	GER
<b>Period 2</b>					<b>Period 2</b>				
7:06			Assist Pass	8 - PICTH OJ	1:51	23 - 18	1 - HUCKS G	Goal	
7:06	14 - 10		Goal	13 - MENEZLA N	1:39			Assist Pass	4 - MAYER W
6:57	15 - 10	3 - BATT R	Goal		1:38	23 - 19		Goal	10 - KOESEOGLU
6:45		8 - ALMAN B	Exclusion		1:29		1 - HUCKS G	Assist Pass	
6:45			Out	14 - HOLZEM J	1:27	24 - 19	12 - PORTER S	Goal	
6:45			Out	8 - PICTH OJ	1:21		12 - PORTER S	Exclusion	
6:45			In	10 - KOESEOGLU	1:11			Assist Pass	14 - HOLZEM J
6:45			In	14 - HOLZEM J	1:06			Assist Pass	10 - KOESEOGLU
6:45		3 - BATT R	Out		0:15			Assist Pass	14 - HOLZEM J
6:45		2 - ERDEM N	Out		0:13	<b>24 - 20</b>		Goal	10 - KOESEOGLU
6:43		13 - SMITH G	Out		0:03		1 - HUCKS G	Turnover	
6:43		1 - HUCKS G	In		0:03			Steal	14 - HOLZEM J
6:37	15 - 11		Goal	10 - KOESEOGLU	0:03			Turnover	10 - KOESEOGLU
6:35		12 - PORTER S	In		0:03		1 - HUCKS G	Out	
6:29		11 - SCOTT R	In		0:03		12 - PORTER S	Out	
6:29	16 - 11	1 - HUCKS G	Goal		0:03		3 - BATT R	In	
6:22			Out	13 - MENEZLA N	0:02		6 - VITALE S	In	
6:22			In	4 - MAYER W					
6:16		AUSTRALIA	Timeout						
6:02	17 - 11	1 - HUCKS G	Goal						
5:43	17 - 12		Goal	10 - KOESEOGLU					
5:41			Exclusion	4 - MAYER W					
5:41		8 - ALMAN B	Out						
5:41		4 - CARR C	In						
5:30		1 - HUCKS G	Turnover						
4:53			Assist Block	12 - SCHMITT W					
4:42	17 - 13		Goal	14 - HOLZEM J					
4:21		1 - HUCKS G	Assist Pass						
4:21	18 - 13	12 - PORTER S	Goal						
4:06			Assist Block	4 - MAYER W					
4:06	18 - 14		Goal	10 - KOESEOGLU					
3:53		4 - CARR C	Assist Block						
3:53	19 - 14	1 - HUCKS G	Goal						
3:37			Assist Pass	10 - KOESEOGLU					
3:37	19 - 15		Goal	4 - MAYER W					
3:17	20 - 15	1 - HUCKS G	Goal						
3:01			Assist Block	12 - SCHMITT W					
3:01	20 - 16		Goal	10 - KOESEOGLU					
2:50		1 - HUCKS G	Assist Block						
2:50	21 - 16	12 - PORTER S	Goal						
2:39			Assist Block	12 - SCHMITT W					
2:39	21 - 17		Goal	10 - KOESEOGLU					
2:24		12 - PORTER S	Assist Pass						
2:24		4 - CARR C	Assist Pass						
2:24	22 - 17	1 - HUCKS G	Goal						
2:07			Assist Pass	10 - KOESEOGLU					
2:07	22 - 18		Goal	4 - MAYER W					



## PLAY BY PLAY

比赛进程

Match No: 3

AUS 47 - 36 GER

Start Time: 18:00

Referees: IZUMIYA Yoshiaki (JPN)  
ROBERTS Darren (USA)

Commissioner: ALTMANN Hendrik (NED)

	P1	P2	P3	P4
AUS	13	11	10	13
GER	8	12	6	10

Time	Score	AUS	Action	GER	Time	Score	AUS	Action	GER
<b>Period 1</b>									
7:59		2 - ERDEM N	In		4:15		2 - ERDEM N	Assist Block	
7:59		3 - BATT R	In		4:10	7 - 6	3 - BATT R	Goal	
7:59		8 - ALMAN B	In		3:57			Penalty	4 - MAYER W
7:59		13 - SMITH G	In		3:49		3 - BATT R	Assist Pass	
7:59			In	3 - GOETZE C	3:49	8 - 6	13 - SMITH G	Goal	
7:59			In	7 - WIESCHEND.	3:16			Exclusion	15 - BAUMANN M
7:59			In	8 - PICTH OJ	3:03		2 - ERDEM N	Assist Block	
7:59			In	15 - BAUMANN M	3:03	9 - 6	13 - SMITH G	Goal	
7:29			Assist Pass	15 - BAUMANN M	3:03			Timeout	GERMANY
7:29	0 - 1		Goal	8 - PICTH OJ	2:46	9 - 7		Goal	13 - MENEZLA N
7:18	1 - 1	3 - BATT R	Goal		2:45			Out	15 - BAUMANN M
7:05			Turnover	15 - BAUMANN M	2:44			Out	4 - MAYER W
7:05			Out	8 - PICTH OJ	2:40	10 - 7	3 - BATT R	Goal	
7:05			Out	7 - WIESCHEND.	2:40			In	8 - PICTH OJ
7:05			Out	3 - GOETZE C	2:38			In	14 - HOLZEM J
7:05			In	4 - MAYER W	2:25			Assist Pass	8 - PICTH OJ
7:05			In	10 - KOESEOGLU	2:25	10 - 8		Goal	13 - MENEZLA N
7:05			In	12 - SCHMITT W	2:11		13 - SMITH G	Assist Block	
6:55			Out	10 - KOESEOGLU	2:11	11 - 8	3 - BATT R	Goal	
6:55			In	13 - MENEZLA N	1:18			Assist Block	13 - MENEZLA N
6:51	2 - 1	3 - BATT R	Goal		1:09			Turnover	14 - HOLZEM J
6:41			Assist Pass	4 - MAYER W	1:09		3 - BATT R	Steal	
6:41	2 - 2		Goal	15 - BAUMANN M	1:09	12 - 8	3 - BATT R	Goal	
6:31		13 - SMITH G	Assist Block		0:57			Assist Block	13 - MENEZLA N
6:31	3 - 2	3 - BATT R	Goal		0:03			Turnover	8 - PICTH OJ
6:23			Turnover	15 - BAUMANN M	0:01	13 - 8	3 - BATT R	Goal	
6:19		13 - SMITH G	Steal		<b>Period 2</b>				
6:19		3 - BATT R	Turnover		8:00		2 - ERDEM N	In	
6:03			Assist Pass	15 - BAUMANN M	8:00		3 - BATT R	In	
6:03	3 - 3		Goal	13 - MENEZLA N	8:00		8 - ALMAN B	In	
5:57	4 - 3	3 - BATT R	Goal		8:00		13 - SMITH G	In	
5:20			Assist Block	12 - SCHMITT W	8:00			In	8 - PICTH OJ
5:20	4 - 4		Goal	4 - MAYER W	8:00			In	12 - SCHMITT W
5:12	5 - 4	8 - ALMAN B	Goal		8:00			In	13 - MENEZLA N
4:45	5 - 5		Goal	4 - MAYER W	8:00			In	14 - HOLZEM J
4:33		13 - SMITH G	Assist Block		7:39			Assist Pass	14 - HOLZEM J
4:33	6 - 5	3 - BATT R	Goal		7:39	13 - 9		Goal	8 - PICTH OJ
4:24			Assist Pass	15 - BAUMANN M	7:32	14 - 9	3 - BATT R	Goal	
4:24	6 - 6		Goal	4 - MAYER W	7:06			Assist Pass	14 - HOLZEM J



## PLAY BY PLAY

比赛进程

Time	Score	AUS	Action	GER	Time	Score	AUS	Action	GER
<b>Period 2</b>					<b>Period 2</b>				
7:06			Assist Pass	8 - PICTH OJ	1:51	23 - 18	1 - HUCKS G	Goal	
7:06	14 - 10		Goal	13 - MENEZLA N	1:39			Assist Pass	4 - MAYER W
6:57	15 - 10	3 - BATT R	Goal		1:38	23 - 19		Goal	10 - KOESEOGLU
6:45		8 - ALMAN B	Exclusion		1:29		1 - HUCKS G	Assist Pass	
6:45			Out	14 - HOLZEM J	1:27	24 - 19	12 - PORTER S	Goal	
6:45			Out	8 - PICTH OJ	1:21		12 - PORTER S	Exclusion	
6:45			In	10 - KOESEOGLU	1:11			Assist Pass	14 - HOLZEM J
6:45			In	14 - HOLZEM J	1:06			Assist Pass	10 - KOESEOGLU
6:45		3 - BATT R	Out		0:15			Assist Pass	14 - HOLZEM J
6:45		2 - ERDEM N	Out		0:13	<b>24 - 20</b>		Goal	10 - KOESEOGLU
6:43		13 - SMITH G	Out		0:03		1 - HUCKS G	Turnover	
6:43		1 - HUCKS G	In		0:03			Steal	14 - HOLZEM J
6:37	15 - 11		Goal	10 - KOESEOGLU	0:03			Turnover	10 - KOESEOGLU
6:35		12 - PORTER S	In		0:03		1 - HUCKS G	Out	
6:29		11 - SCOTT R	In		0:03		12 - PORTER S	Out	
6:29	16 - 11	1 - HUCKS G	Goal		0:03		3 - BATT R	In	
6:22			Out	13 - MENEZLA N	0:02		6 - VITALE S	In	
6:22			In	4 - MAYER W	<b>Period 3</b>				
6:16		AUSTRALIA	Timeout		8:00		3 - BATT R	In	
6:02	17 - 11	1 - HUCKS G	Goal		8:00		4 - CARR C	In	
5:43	17 - 12		Goal	10 - KOESEOGLU	8:00		6 - VITALE S	In	
5:41			Exclusion	4 - MAYER W	8:00		11 - SCOTT R	In	
5:41		8 - ALMAN B	Out		8:00			In	4 - MAYER W
5:41		4 - CARR C	In		8:00			In	10 - KOESEOGLU
5:30		1 - HUCKS G	Turnover		8:00			In	12 - SCHMITT W
4:53			Assist Block	12 - SCHMITT W	8:00			In	14 - HOLZEM J
4:42	17 - 13		Goal	14 - HOLZEM J	8:00			Out	4 - MAYER W
4:21		1 - HUCKS G	Assist Pass		8:00			Out	10 - KOESEOGLU
4:21	18 - 13	12 - PORTER S	Goal		8:00			Out	12 - SCHMITT W
4:06			Assist Block	4 - MAYER W	8:00			Out	14 - HOLZEM J
4:06	18 - 14		Goal	10 - KOESEOGLU	8:00			In	3 - GOETZE C
3:53		4 - CARR C	Assist Block		7:59			In	7 - WIESCHEND.
3:53	19 - 14	1 - HUCKS G	Goal		7:56			In	15 - BAUMANN M
3:37			Assist Pass	10 - KOESEOGLU	7:54			In	8 - PICTH OJ
3:37	19 - 15		Goal	4 - MAYER W	7:50		4 - CARR C	Out	
3:17	20 - 15	1 - HUCKS G	Goal		7:50		13 - SMITH G	In	
3:01			Assist Block	12 - SCHMITT W	7:18		13 - SMITH G	Assist Block	
3:01	20 - 16		Goal	10 - KOESEOGLU	7:18	25 - 20	3 - BATT R	Goal	
2:50		1 - HUCKS G	Assist Block		7:03			Timeout	GERMANY
2:50	21 - 16	12 - PORTER S	Goal		5:49		13 - SMITH G	Exclusion	
2:39			Assist Block	12 - SCHMITT W	5:41			Assist Block	7 - WIESCHEND.
2:39	21 - 17		Goal	10 - KOESEOGLU	5:41	25 - 21		Goal	8 - PICTH OJ
2:24		12 - PORTER S	Assist Pass		5:32	26 - 21	3 - BATT R	Goal	
2:24		4 - CARR C	Assist Pass		4:53			Assist Block	15 - BAUMANN M
2:24	22 - 17	1 - HUCKS G	Goal		4:53	26 - 22		Goal	8 - PICTH OJ
2:07			Assist Pass	10 - KOESEOGLU	4:38		6 - VITALE S	Assist Pass	
2:07	22 - 18		Goal	4 - MAYER W	4:37	27 - 22	3 - BATT R	Goal	



## PLAY BY PLAY

比赛进程

Time	Score	AUS	Action	GER	Time	Score	AUS	Action	GER
<b>Period 3</b>					<b>Period 4</b>				
4:18			Turnover	3 - GOETZE C	8:00		7 - BOXALL G	In	
4:16		3 - BATT R	Steal		8:00		12 - PORTER S	In	
4:16	28 - 22	13 - SMITH G	Goal		8:00			In	4 - MAYER W
4:02			Turnover	8 - PICTH OJ	8:00			In	10 - KOESEOGLU
4:02			Out	15 - BAUMANN M	8:00			In	12 - SCHMITT W
4:02			Out	7 - WIESCHEND.	8:00			In	14 - HOLZEM J
4:02			Out	8 - PICTH OJ	8:00			Out	14 - HOLZEM J
4:02			Out	3 - GOETZE C	8:00			Out	12 - SCHMITT W
4:02			In	4 - MAYER W	8:00			In	13 - MENEZLA N
4:02			In	10 - KOESEOGLU	8:00			In	15 - BAUMANN M
4:02			In	12 - SCHMITT W	8:00			Out	4 - MAYER W
4:02			In	14 - HOLZEM J	8:00			In	12 - SCHMITT W
3:52			Turnover	14 - HOLZEM J	7:54		6 - VITALE S	Out	
3:51		6 - VITALE S	Timeout		7:53		2 - ERDEM N	Out	
3:43	29 - 22	3 - BATT R	Goal		7:53		3 - BATT R	In	
3:29			Assist Pass	14 - HOLZEM J	7:49		2 - ERDEM N	In	
3:29	29 - 23		Goal	10 - KOESEOGLU	7:49		7 - BOXALL G	Out	
3:29		13 - SMITH G	Out		7:49		5 - BRAND S	In	
3:29		3 - BATT R	Out		7:36	34 - 27		Goal	13 - MENEZLA N
3:29		11 - SCOTT R	Out		7:31		3 - BATT R	Turnover	
3:29		12 - PORTER S	In		7:07			Assist Pass	13 - MENEZLA N
3:29		2 - ERDEM N	In		7:07	34 - 28		Goal	15 - BAUMANN M
3:29		7 - BOXALL G	In		6:52		3 - BATT R	Assist Pass	
3:14		6 - VITALE S	Assist Block		6:49		5 - BRAND S	Assist Pass	
3:14	30 - 23	12 - PORTER S	Goal		6:49	35 - 28	12 - PORTER S	Goal	
3:03			Timeout	10 - KOESEOGLU	5:57			Assist Block	13 - MENEZLA N
2:45			Assist Pass	10 - KOESEOGLU	5:57	35 - 29		Goal	15 - BAUMANN M
2:45	30 - 24		Goal	4 - MAYER W	5:50	36 - 29	3 - BATT R	Goal	
2:31		7 - BOXALL G	Assist Pass		5:34			Assist Block	10 - KOESEOGLU
2:31	31 - 24	12 - PORTER S	Goal		5:31			Assist Pass	15 - BAUMANN M
2:20			Assist Block	14 - HOLZEM J	5:31	36 - 30		Goal	13 - MENEZLA N
2:06			Assist Pass	10 - KOESEOGLU	5:24		3 - BATT R	Assist Pass	
2:06	31 - 25		Goal	4 - MAYER W	5:21	37 - 30	5 - BRAND S	Goal	
1:39		12 - PORTER S	Assist Pass		5:21			Out	10 - KOESEOGLU
1:39	32 - 25	6 - VITALE S	Goal		5:21			In	11 - REIS M
1:28			Turnover	14 - HOLZEM J	5:07			Turnover	13 - MENEZLA N
1:23		6 - VITALE S	Steal		5:06		3 - BATT R	Steal	
1:15		12 - PORTER S	Assist Pass		5:06	38 - 30	3 - BATT R	Goal	
1:15	33 - 25	7 - BOXALL G	Goal		4:41			Turnover	15 - BAUMANN M
0:58			Assist Pass	14 - HOLZEM J	4:41		12 - PORTER S	Out	
0:58			Assist Pass	4 - MAYER W	4:41		5 - BRAND S	Out	
0:58	33 - 26		Goal	10 - KOESEOGLU	4:41		2 - ERDEM N	Out	
0:43			Exclusion	10 - KOESEOGLU	4:41		11 - SCOTT R	In	
0:04	34 - 26	12 - PORTER S	Goal		4:41		8 - ALMAN B	In	
<b>Period 4</b>					4:40		13 - SMITH G	In	
8:00		2 - ERDEM N	In		4:38	39 - 30	13 - SMITH G	Goal	
8:00		6 - VITALE S	In		4:04			Assist Pass	13 - MENEZLA N



## PLAY BY PLAY

比赛进程

Time	Score	AUS	Action	GER
<b>Period 4</b>				
4:04	39 - 31		Goal	11 - REIS M
3:54	40 - 31	3 - BATT R	Goal	
3:52			Turnover	15 - BAUMANN M
3:52		3 - BATT R	Steal	
3:52	41 - 31	3 - BATT R	Goal	
3:37			Assist Block	12 - SCHMITT W
3:37	41 - 32		Goal	15 - BAUMANN M
3:11		13 - SMITH G	Assist Block	
3:11	42 - 32	3 - BATT R	Goal	
2:49			Assist Pass	15 - BAUMANN M
2:49	42 - 33		Goal	13 - MENEZLA N
2:49		13 - SMITH G	Out	
2:49		8 - ALMAN B	Out	
2:49		4 - CARR C	In	
2:49		6 - VITALE S	In	
2:35		6 - VITALE S	Assist Pass	
2:35	43 - 33	3 - BATT R	Goal	
2:20			Turnover	15 - BAUMANN M
1:59	44 - 33	3 - BATT R	Goal	
1:30			Turnover	13 - MENEZLA N
1:28		3 - BATT R	Steal	
1:28	45 - 33	3 - BATT R	Goal	
1:10			Assist Pass	15 - BAUMANN M
1:10	45 - 34		Goal	13 - MENEZLA N
0:58		3 - BATT R	Assist Pass	
0:58	46 - 34	6 - VITALE S	Goal	
0:40			Assist Pass	15 - BAUMANN M
0:40	46 - 35		Goal	11 - REIS M
0:40		3 - BATT R	Out	
0:40		4 - CARR C	Out	
0:40		1 - HUCKS G	In	
0:40		7 - BOXALL G	In	
0:40		AUSTRALIA	Timeout	
0:34	47 - 35	7 - BOXALL G	Goal	
0:19			Timeout	15 - BAUMANN M
0:10		7 - BOXALL G	Exclusion	
0:02		6 - VITALE S	Exclusion	
0:00			Assist Pass	11 - REIS M
0:00	<b>47 - 36</b>		Goal	15 - BAUMANN M



## RESULTS

比赛成绩

Match No: 3

AUS 24 - 20 GER

Start Time: 18:00

Referees: IZUMIYA Yoshiaki (JPN)  
ROBERTS Darren (USA)

Commissioner: ALTMANN Hendrik (NED)

	P1	P2	P3	P4
AUS	13	11		
GER	8	12		

### AUS - Australia

No.	Name	Min	Class. Pts	Goals	PT	AS	AB	TO	ST	EX
1	HUCKS George	6:40	3.0	6		2	1	2		
* 2	ERDEM Nazim	8:25	0.5				2			
* 3	BATT Ryley	8:28	3.5	12		1		1	1	
4	CARR Cameron	5:41	2.0			1	1			
5	BRAND Shane		1.5							
6	VITALE Scott	0:02	2.0							
7	BOXALL Grant		2.5							
* 8	ALMAN Bryce	9:29	2.0	1						1
11	SCOTT Ryan	6:29	0.5							
12	PORTER Steve (C)	6:32	2.5	3		1				1
* 13	SMITH Greg	8:27	2.0	2			3		1	
<b>TEAM TOTALS</b>				24		5	7	3	2	2

**Coach** DUBBERLEY Brad  
**Assistant Coach** DOIDGE Robert

### GER - Germany

No.	Name	Min	Class. Pts	Goals	PT	AS	AB	TO	ST	EX
1	WERNER Christoph		2.0							
* 3	GOETZE Christian	0:54	1.0							
4	MAYER Wolfgang	10:43	2.5	5	1	2	1			1
* 7	WIESCHENDORF Dirk	0:54	1.0							
* 8	PICHT Oliver Johannes	4:00	3.0	2		2		1		
10	KOESEGLU Salih	6:55	2.5	7		3		1		
11	REIS Micael		2.5							
12	SCHMITT Wolfgang	14:16	0.5				4			
13	MENEZLA Nacer	7:44	2.0	4			2			
14	HOLZEM Joerg (C)	9:49	2.5	1		4		1	1	
* 15	BAUMANN Maik	5:14	3.0	1		3		2		1
<b>TEAM TOTALS</b>				20	1	14	7	5	1	2

**Coach** SAHM Pierre  
**Assistant Coach** METZGER Bert

Legend:		AB	AS	Class. Pts	
*	= starting line up	Assist Block	Assist Pass	Classification Points	
EX	Exclusions	Min	No.	PT	Penalties
ST	Steals	TO	Turnovers		





## RESULTS

比赛成绩

Match No: 3

AUS 47 - 36 GER

Start Time: 18:00

Referees: IZUMIYA Yoshiaki (JPN)  
ROBERTS Darren (USA)

Commissioner: ALTMANN Hendrik (NED)

	P1	P2	P3	P4
AUS	13	11	10	13
GER	8	12	6	10

### AUS - Australia

No.	Name	Min	Class. Pts	Goals	PT	AS	AB	TO	ST	EX
1	HUCKS George	7:20	3.0	6		2	1	2		
* 2	ERDEM Nazim	15:09	0.5				2			
* 3	BATT Ryley	20:12	3.5	24		4		2	5	
4	CARR Cameron	8:00	2.0			1	1			
5	BRAND Shane	3:08	1.5	1		1				
6	VITALE Scott	10:57	2.0	2		2	1		1	1
7	BOXALL Grant	4:20	2.5	2		1				1
* 8	ALMAN Bryce	11:21	2.0	1						1
11	SCOTT Ryan	15:41	0.5							
12	PORTER Steve (C)	13:20	2.5	7		3				1
* 13	SMITH Greg	14:39	2.0	4			5		1	1
<b>TEAM TOTALS</b>				47		14	10	4	7	5

**Coach** DUBBERLEY Brad  
**Assistant Coach** DOIDGE Robert

### GER - Germany

No.	Name	Min	Class. Pts	Goals	PT	AS	AB	TO	ST	EX
1	WERNER Christoph		2.0							
* 3	GOETZE Christian	4:52	1.0					1		
4	MAYER Wolfgang	14:45	2.5	7	1	3	1			1
* 7	WIESCHENDORF Dirk	4:51	1.0				1			
* 8	PICHT Oliver Johannes	7:52	3.0	4		2		2		
10	KOESEGLU Salih	13:36	2.5	9		5	1	1		1
11	REIS Micael	5:21	2.5	2		1				
12	SCHMITT Wolfgang	26:18	0.5				5			
13	MENEZLA Nacer	15:44	2.0	8		2	3	2		
14	HOLZEM Joerg (C)	13:51	2.5	1		6	1	3	1	
* 15	BAUMANN Maik	17:08	3.0	5		7	1	5		1
<b>TEAM TOTALS</b>				36	1	26	13	14	1	3

**Coach** SAHM Pierre  
**Assistant Coach** METZGER Bert

Legend:		AB	AS	Class. Pts	
*	= starting line up	Assist Block	Assist Pass	Classification Points	
EX	Exclusions	Min	No.	PT	Penalties
ST	Steals	TO	Turnovers		



## START LIST

首发名单

Match No: 4

GBR - NZL

Start Time: 20:00

Referees: van de RIET SUTER Christian (NED)  
BRIERE Gilles (CAN)

Commissioner: CORSON Jonathan (NZL)

### GBR - Great Britain

No.	Name	Sport Class	Age	GPG	PPG	APPG	ABPG	TOPG	STPG	MPG
1	SEHMI Mandip	2.5	27							
2	COGGAN Jonathan	0.5	25							
3	PALMER Steven	1.5	35							
4	SHAW Paul	1.0	37							
5	HUSSAIN Bulbul	1.0	36							
6	MORRISON Ross	2.5	29							
7	ROBERTS Jason	1.5	35							
8	COLLINS Troye	2.5	36							
9	FRISHBERG Justin	2.0	36							
10	BARROW Andrew	2.0	29							
11	ASH Alan	2.0	35							
15	PEARSON Josie	1.5	22							
<b>TEAM AVERAGE</b>			31.8							

**Coach** O' CONNOR Mark Edward  
**Assistant Coach** HILLARY William Harvey

### NZL - New Zealand

No.	Name	Sport Class	Age	GPG	PPG	APPG	ABPG	TOPG	STPG	MPG
2	PALMER Curtis	2.5	31							
4	TAYLOR Sholto	2.0	36							
5	WAITE Jai	1.0	32							
6	TINKER Jeremy	2.0	35							
7	JOHNSON Tim	2.0	32							
11	KLINKHAMER David	1.5	26							
13	BUCKINGHAM Daniel (C)	3.0	27							
14	WAKEFORD Adam	1.0	30							
<b>TEAM AVERAGE</b>			31.1							

**Coach** SHARMAN Grant  
**Assistant Coach** JOHNSON Tim

Legend:		ABPG	Assist by Block per game	APPG	Assist by Pass per game	GPG	Goals per game	MPG	Minutes per game
No.	Bib Number	PPG	Penalties per game	STPG	Steals per game	TOPG	Turnovers per game		



## START LIST

首发名单

Match No: 4

GBR - NZL

Start Time: 20:00

**Referees:** van de RIET SUTER Christian (NED)  
BRIERE Gilles (CAN)

**Commissioner:** CORSON Jonathan (NZL)

### GBR - Great Britain

No.	Name	Sport Class	Age	GPG	PPG	APPG	ABPG	TOPG	STPG	MPG
1	SEHMI Mandip	2.5	27							
2	COGGAN Jonathan	0.5	25							
3	PALMER Steven	1.5	35							
4	SHAW Paul	1.0	37							
5	HUSSAIN Bulbul	1.0	36							
6	MORRISON Ross	2.5	29							
7	ROBERTS Jason	1.5	35							
8	COLLINS Troye	2.5	36							
9	FRISHBERG Justin	2.0	36							
10	BARROW Andrew	2.0	29							
11	ASH Alan	2.0	35							
12	PEARSON Josie	1.5	22							
<b>TEAM AVERAGE</b>			31.8							

**Coach** O' CONNOR Mark Edward  
**Assistant Coach** RYAN Timothy James

### NZL - New Zealand

No.	Name	Sport Class	Age	GPG	PPG	APPG	ABPG	TOPG	STPG	MPG
2	PALMER Curtis	2.5	31							
4	TAYLOR Sholto	2.0	36							
5	WAITE Jai	1.0	32							
6	TINKER Jeremy	2.0	35							
7	JOHNSON Tim	2.0	32							
11	KLINKHAMER David	1.5	26							
13	BUCKINGHAM Daniel (C)	3.0	27							
14	WAKEFORD Adam	1.0	30							
<b>TEAM AVERAGE</b>			31.1							

**Coach** SHARMAN Grant  
**Assistant Coach** JOHNSON Tim

Legend:		ABPG	Assist by Block per game	APPG	Assist by Pass per game	GPG	Goals per game	MPG	Minutes per game
No.	Bib Number	PPG	Penalties per game	STPG	Steals per game	TOPG	Turnovers per game		



## START LIST

首发名单

Match No: 4

GBR - NZL

Start Time: 20:00

Referees: van de RIET SUTER Christian (NED)  
BRIERE Gilles (CAN)

Commissioner: CORSON Jonathan (NZL)

### GBR - Great Britain

No.	Name	Sport Class	Age	GPG	PPG	APPG	ABPG	TOPG	STPG	MPG
1	SEHMI Mandip	2.5	27							
2	COGGAN Jonathan	0.5	25							
3	PALMER Steven	1.5	35							
4	SHAW Paul	1.0	37							
5	HUSSAIN Bulbul	1.0	36							
6	MORRISON Ross	2.5	29							
7	ROBERTS Jason	1.5	35							
8	COLLINS Troye	2.5	36							
9	FRISHBERG Justin	2.0	36							
10	BARROW Andrew	2.0	29							
11	ASH Alan	2.0	35							
12	PEARSON Josie	1.5	22							
<b>TEAM AVERAGE</b>			31.8							

Coach

O' CONNOR Mark Edward

### NZL - New Zealand

No.	Name	Sport Class	Age	GPG	PPG	APPG	ABPG	TOPG	STPG	MPG
2	PALMER Curtis	2.5	31							
4	TAYLOR Sholto	2.0	36							
5	WAITE Jai	1.0	32							
6	TINKER Jeremy	2.0	35							
7	JOHNSON Tim	2.0	32							
11	KLINKHAMER David	1.5	26							
13	BUCKINGHAM Daniel (C)	3.0	27							
14	WAKEFORD Adam	1.0	30							
<b>TEAM AVERAGE</b>			31.1							

Coach

SHARMAN Grant

Assistant Coach

JOHNSON Tim

Legend:	ABPG	Assist by Block per game	APPG	Assist by Pass per game	GPG	Goals per game	MPG	Minutes per game
No.	Bib Number	PPG	Penalties per game	STPG	Steals per game	TOPG	Turnovers per game	



## PLAY BY PLAY

比赛进程

Match No: 4

GBR 16 - 16 NZL

Start Time: 20:00

Referees: van de RIET SUTER Christian (NED)  
BRIERE Gillies (CAN)

Commissioner: CORSON Jonathan (NZL)

	P1	P2	P3	P4
GBR	9	7		
NZL	9	7		

Time	Score	GBR	Action	NZL	Time	Score	GBR	Action	NZL
<b>Period 1</b>					<b>Period 1</b>				
8:00		5 - HUSSAIN B	In		2:18	7 - 7		Goal	6 - TINKER G
8:00		6 - MORRISON R	In		2:07		8 - COLLINS T	Assist Pass	
8:00		8 - COLLINS T	In		2:07	8 - 7	11 - ASH A	Goal	
8:00		11 - ASH A	In		1:50	8 - 8		Goal	13 - BUCKINGHAM
8:00			In	5 - WAITE J	1:41		11 - ASH A	Assist Pass	
8:00			In	6 - TINKER G	1:41	9 - 8	8 - COLLINS T	Goal	
8:00			In	7 - JOHNSON T	0:09			Assist Block	6 - TINKER G
8:00			In	13 - BUCKINGHAM	0:09	<b>9 - 9</b>		Goal	7 - JOHNSON T
7:40			Assist Pass	7 - JOHNSON T	<b>Period 2</b>				
7:40	0 - 1		Goal	13 - BUCKINGHAM	8:00		5 - HUSSAIN B	In	
7:27		6 - MORRISON R	Assist Block		8:00		6 - MORRISON R	In	
7:27	1 - 1	11 - ASH A	Goal		8:00		8 - COLLINS T	In	
5:42			Assist Block	7 - JOHNSON T	8:00		11 - ASH A	In	
5:13			Assist Block	5 - WAITE J	8:00			In	5 - WAITE J
5:13	1 - 2		Goal	7 - JOHNSON T	8:00			In	6 - TINKER G
5:09			Exclusion	13 - BUCKINGHAM	8:00			In	7 - JOHNSON T
4:58		6 - MORRISON R	Assist Pass		8:00			In	13 - BUCKINGHAM
4:58	2 - 2	8 - COLLINS T	Goal		7:21		11 - ASH A	Assist Pass	
4:43		8 - COLLINS T	Timeout		7:21	10 - 9	8 - COLLINS T	Goal	
4:40	3 - 2	8 - COLLINS T	Goal		7:00			Assist Block	6 - TINKER G
4:29			Assist Pass	7 - JOHNSON T	7:00	10 - 10		Goal	13 - BUCKINGHAM
4:29	3 - 3		Goal	6 - TINKER G	6:45		5 - HUSSAIN B	Assist Block	
4:15		6 - MORRISON R	Assist Pass		6:45	11 - 10	8 - COLLINS T	Goal	
4:15	4 - 3	11 - ASH A	Goal		6:22			Assist Pass	6 - TINKER G
4:02			Timeout	13 - BUCKINGHAM	6:22	11 - 11		Goal	13 - BUCKINGHAM
3:42			Assist Pass	7 - JOHNSON T	6:07		11 - ASH A	Turnover	
3:42			Assist Pass	13 - BUCKINGHAM	5:58			Assist Block	6 - TINKER G
3:42	4 - 4		Goal	6 - TINKER G	5:58	11 - 12		Goal	7 - JOHNSON T
3:37			Exclusion	6 - TINKER G	5:42		6 - MORRISON R	Assist Block	
3:25		8 - COLLINS T	Assist Block		5:42	12 - 12	11 - ASH A	Goal	
3:25	5 - 4	11 - ASH A	Goal		4:48			Turnover	6 - TINKER G
3:13			Assist Block	6 - TINKER G	4:44		6 - MORRISON R	Steal	
3:13	5 - 5		Goal	13 - BUCKINGHAM	4:39		11 - ASH A	Assist Pass	
3:03	6 - 5	6 - MORRISON R	Goal		4:39	13 - 12	8 - COLLINS T	Goal	
2:54			Assist Pass	13 - BUCKINGHAM	4:26			Assist Block	6 - TINKER G
2:54	6 - 6		Goal	7 - JOHNSON T	4:22			Assist Pass	13 - BUCKINGHAM
2:33		11 - ASH A	Assist Block		4:18			Assist Pass	7 - JOHNSON T
2:33	7 - 6	8 - COLLINS T	Goal		4:18	13 - 13		Goal	13 - BUCKINGHAM
2:18			Assist Pass	13 - BUCKINGHAM	4:01		6 - MORRISON R	Assist Block	



## PLAY BY PLAY

比赛进程

Time	Score	GBR	Action	NZL
<b>Period 2</b>				
3:59		8 - COLLINS T	Assist Pass	
3:56	14 - 13	5 - HUSSAIN B	Goal	
3:38			Assist Pass	7 - JOHNSON T
3:38	14 - 14		Goal	13 - BUCKINGHAM
3:34		8 - COLLINS T	Turnover	
3:34			Out	7 - JOHNSON T
3:34			Out	6 - TINKER G
3:34			In	2 - PALMER C
3:34			In	11 - KLINKHAMER
3:32	14 - 15		Goal	2 - PALMER C
3:31	15 - 15	8 - COLLINS T	Goal	
3:12			Turnover	2 - PALMER C
3:07		11 - ASH A	Steal	
2:52		8 - COLLINS T	Assist Block	
2:52	16 - 15	11 - ASH A	Goal	
1:06			Timeout	2 - PALMER C
0:06			Assist Pass	13 - BUCKINGHAM
0:06	<b>16 - 16</b>		Goal	2 - PALMER C
0:00		6 - MORRISON R	Turnover	



## PLAY BY PLAY

比赛进程

Match No: 4

GBR 39 - 38 NZL

Start Time: 20:00

Referees: van de RIET SUTER Christian (NED)  
BRIERE Gilles (CAN)

Commissioner: CORSON Jonathan (NZL)

	P1	P2	P3	P4
GBR	9	7	10	13
NZL	9	7	9	13

Time	Score	GBR	Action	NZL	Time	Score	GBR	Action	NZL
<b>Period 1</b>					<b>Period 1</b>				
8:00		5 - HUSSAIN B	In		2:18	7 - 7		Goal	6 - TINKER G
8:00		6 - MORRISON R	In		2:07		8 - COLLINS T	Assist Pass	
8:00		8 - COLLINS T	In		2:07	8 - 7	11 - ASH A	Goal	
8:00		11 - ASH A	In		1:50	8 - 8		Goal	13 - BUCKINGHAM
8:00			In	5 - WAITE J	1:41		11 - ASH A	Assist Pass	
8:00			In	6 - TINKER G	1:41	9 - 8	8 - COLLINS T	Goal	
8:00			In	7 - JOHNSON T	0:09			Assist Block	6 - TINKER G
8:00			In	13 - BUCKINGHAM	0:09	<b>9 - 9</b>		Goal	7 - JOHNSON T
7:40			Assist Pass	7 - JOHNSON T	<b>Period 2</b>				
7:40	0 - 1		Goal	13 - BUCKINGHAM	8:00		5 - HUSSAIN B	In	
7:27		6 - MORRISON R	Assist Block		8:00		6 - MORRISON R	In	
7:27	1 - 1	11 - ASH A	Goal		8:00		8 - COLLINS T	In	
5:42			Assist Block	7 - JOHNSON T	8:00		11 - ASH A	In	
5:13			Assist Block	5 - WAITE J	8:00			In	5 - WAITE J
5:13	1 - 2		Goal	7 - JOHNSON T	8:00			In	6 - TINKER G
5:09			Exclusion	13 - BUCKINGHAM	8:00			In	7 - JOHNSON T
4:58		6 - MORRISON R	Assist Pass		8:00			In	13 - BUCKINGHAM
4:58	2 - 2	8 - COLLINS T	Goal		7:21		11 - ASH A	Assist Pass	
4:43		8 - COLLINS T	Timeout		7:21	10 - 9	8 - COLLINS T	Goal	
4:40	3 - 2	8 - COLLINS T	Goal		7:00			Assist Block	6 - TINKER G
4:29			Assist Pass	7 - JOHNSON T	7:00	10 - 10		Goal	13 - BUCKINGHAM
4:29	3 - 3		Goal	6 - TINKER G	6:45		5 - HUSSAIN B	Assist Block	
4:15		6 - MORRISON R	Assist Pass		6:45	11 - 10	8 - COLLINS T	Goal	
4:15	4 - 3	11 - ASH A	Goal		6:22			Assist Pass	6 - TINKER G
4:02			Timeout	13 - BUCKINGHAM	6:22	11 - 11		Goal	13 - BUCKINGHAM
3:42			Assist Pass	7 - JOHNSON T	6:07		11 - ASH A	Turnover	
3:42			Assist Pass	13 - BUCKINGHAM	5:58			Assist Block	6 - TINKER G
3:42	4 - 4		Goal	6 - TINKER G	5:58	11 - 12		Goal	7 - JOHNSON T
3:37			Exclusion	6 - TINKER G	5:42		6 - MORRISON R	Assist Block	
3:25		8 - COLLINS T	Assist Block		5:42	12 - 12	11 - ASH A	Goal	
3:25	5 - 4	11 - ASH A	Goal		4:48			Turnover	6 - TINKER G
3:13			Assist Block	6 - TINKER G	4:44		6 - MORRISON R	Steal	
3:13	5 - 5		Goal	13 - BUCKINGHAM	4:39		11 - ASH A	Assist Pass	
3:03	6 - 5	6 - MORRISON R	Goal		4:39	13 - 12	8 - COLLINS T	Goal	
2:54			Assist Pass	13 - BUCKINGHAM	4:26			Assist Block	6 - TINKER G
2:54	6 - 6		Goal	7 - JOHNSON T	4:22			Assist Pass	13 - BUCKINGHAM
2:33		11 - ASH A	Assist Block		4:18			Assist Pass	7 - JOHNSON T
2:33	7 - 6	8 - COLLINS T	Goal		4:18	13 - 13		Goal	13 - BUCKINGHAM
2:18			Assist Pass	13 - BUCKINGHAM	4:01		6 - MORRISON R	Assist Block	



## PLAY BY PLAY

比赛进程

Time	Score	GBR	Action	NZL	Time	Score	GBR	Action	NZL
<b>Period 2</b>					<b>Period 3</b>				
3:59		8 - COLLINS T	Assist Pass		5:49	21 - 20	11 - ASH A	Goal	
3:56	14 - 13	5 - HUSSAIN B	Goal		5:39			Turnover	2 - PALMER C
3:38			Assist Pass	7 - JOHNSON T	5:39			Out	2 - PALMER C
3:38	14 - 14		Goal	13 - BUCKINGHAM	5:39			In	5 - WAITE J
3:34		8 - COLLINS T	Turnover		5:39			Out	11 - KLINKHAMER
3:34			Out	7 - JOHNSON T	5:39			In	13 - BUCKINGHAM
3:34			Out	6 - TINKER G	5:39			Out	6 - TINKER G
3:34			In	2 - PALMER C	5:39			In	4 - TAYLOR S
3:34			In	11 - KLINKHAMER	5:32		10 - BARROW A	Assist Pass	
3:32	14 - 15		Goal	2 - PALMER C	5:32	22 - 20	8 - COLLINS T	Goal	
3:31	15 - 15	8 - COLLINS T	Goal		5:18	22 - 21		Goal	7 - JOHNSON T
3:12			Turnover	2 - PALMER C	5:04	23 - 21	11 - ASH A	Goal	
3:07		11 - ASH A	Steal		4:47			Assist Pass	13 - BUCKINGHAM
2:52		8 - COLLINS T	Assist Block		4:46	23 - 22		Goal	4 - TAYLOR S
2:52	16 - 15	11 - ASH A	Goal		4:35		8 - COLLINS T	Assist Pass	
1:06			Timeout	2 - PALMER C	4:35	24 - 22	11 - ASH A	Goal	
0:06			Assist Pass	13 - BUCKINGHAM	4:21			Timeout	4 - TAYLOR S
0:06	16 - 16		Goal	2 - PALMER C	4:21			Out	7 - JOHNSON T
0:00		6 - MORRISON R	Turnover		4:21			In	6 - TINKER G
<b>Period 3</b>					<b>Period 4</b>				
8:00		7 - ROBERTS J	In		4:07			In	7 - JOHNSON T
8:00		8 - COLLINS T	In		4:07			In	7 - JOHNSON T
8:00		10 - BARROW A	In		3:24			Turnover	7 - JOHNSON T
8:00		11 - ASH A	In		3:14		11 - ASH A	Assist Pass	
8:00			In	2 - PALMER C	3:13	25 - 22	8 - COLLINS T	Goal	
8:00			In	6 - TINKER G	2:59		10 - BARROW A	Exclusion	
8:00			In	7 - JOHNSON T	2:19		7 - ROBERTS J	Exclusion	
8:00			In	11 - KLINKHAMER	2:15	25 - 23		Goal	13 - BUCKINGHAM
7:46	17 - 16	7 - ROBERTS J	Goal		2:03		10 - BARROW A	Timeout	
7:34			Assist Pass	2 - PALMER C	1:57		8 - COLLINS T	Turnover	
7:34	17 - 17		Goal	6 - TINKER G	1:48			Assist Pass	13 - BUCKINGHAM
7:26	18 - 17	10 - BARROW A	Goal		1:48	25 - 24		Goal	6 - TINKER G
7:14			Assist Block	11 - KLINKHAMER	1:40	26 - 24	10 - BARROW A	Goal	
7:10			Assist Block	6 - TINKER G	1:27			Assist Block	5 - WAITE J
7:10	18 - 18		Goal	2 - PALMER C	0:01			Assist Pass	13 - BUCKINGHAM
7:02		10 - BARROW A	Assist Pass		0:01	26 - 25		Goal	7 - JOHNSON T
7:02	19 - 18	8 - COLLINS T	Goal		<b>Period 4</b>				
6:50			Assist Pass	7 - JOHNSON T	8:00		5 - HUSSAIN B	In	
6:50			Assist Pass	2 - PALMER C	8:00		8 - COLLINS T	In	
6:50	19 - 19		Goal	6 - TINKER G	8:00		10 - BARROW A	In	
6:38		11 - ASH A	Assist Block		8:00		11 - ASH A	In	5 - WAITE J
6:38	20 - 19	8 - COLLINS T	Goal		8:00			In	6 - TINKER G
6:16			Assist Pass	2 - PALMER C	8:00			In	7 - JOHNSON T
6:16			Assist Block	6 - TINKER G	8:00			In	13 - BUCKINGHAM
6:16	20 - 20		Goal	7 - JOHNSON T	7:42	27 - 25	11 - ASH A	Goal	
5:58		8 - COLLINS T	Assist Pass		6:50			Assist Pass	13 - BUCKINGHAM
5:58			Exclusion	7 - JOHNSON T	6:50	27 - 26		Goal	7 - JOHNSON T





## PLAY BY PLAY

比赛进程

Time	Score	GBR	Action	NZL	Time	Score	GBR	Action	NZL
<b>Period 4</b>					<b>Period 4</b>				
6:36	28 - 26	11 - ASH A	Goal		0:32			Assist Pass	2 - PALMER C
6:16			Assist Pass	6 - TINKER G	0:32	38 - 37		Goal	13 - BUCKINGHAM
6:16	28 - 27		Goal	13 - BUCKINGHAM	0:28		11 - ASH A	Turnover	
6:08		5 - HUSSAIN B	Out		0:27			Steal	13 - BUCKINGHAM
6:08		7 - ROBERTS J	In		0:10	38 - 38		Goal	13 - BUCKINGHAM
6:05		10 - BARROW A	Assist Pass		0:03	39 - 38	8 - COLLINS T	Goal	
6:05	29 - 27	8 - COLLINS T	Goal						
5:50			Timeout	7 - JOHNSON T					
5:30			Assist Pass	13 - BUCKINGHAM					
5:30	29 - 28		Goal	7 - JOHNSON T					
5:19		8 - COLLINS T	Assist Pass						
5:17	30 - 28	10 - BARROW A	Goal						
5:06	30 - 29		Goal	13 - BUCKINGHAM					
4:59	31 - 29	8 - COLLINS T	Goal						
4:43	31 - 30		Goal	13 - BUCKINGHAM					
4:37		11 - ASH A	Assist Pass						
4:36	32 - 30	10 - BARROW A	Goal						
4:26			Assist Block	6 - TINKER G					
4:23	32 - 31		Goal	13 - BUCKINGHAM					
4:06	33 - 31	10 - BARROW A	Goal						
3:49			Assist Pass	6 - TINKER G					
3:49	33 - 32		Goal	7 - JOHNSON T					
3:36		8 - COLLINS T	Assist Pass						
3:29	34 - 32	11 - ASH A	Goal						
2:57			Assist Block	6 - TINKER G					
2:57	34 - 33		Goal	13 - BUCKINGHAM					
2:47		10 - BARROW A	Assist Pass						
2:47	35 - 33	8 - COLLINS T	Goal						
2:28	35 - 34		Goal	13 - BUCKINGHAM					
2:21		8 - COLLINS T	Timeout						
2:21			Out	6 - TINKER G					
2:21			In	2 - PALMER C					
2:17		11 - ASH A	Timeout						
2:12		11 - ASH A	Assist Pass						
2:12	36 - 34	10 - BARROW A	Goal						
1:41	36 - 35		Goal	2 - PALMER C					
1:33		11 - ASH A	Penalty						
1:28	37 - 35	8 - COLLINS T	Goal						
1:12			Assist Pass	2 - PALMER C					
1:06			Out	7 - JOHNSON T					
1:06			In	11 - KLINKHAMER					
1:01	37 - 36		Goal	11 - KLINKHAMER					
0:59		8 - COLLINS T	Assist Pass						
0:58	38 - 36	11 - ASH A	Goal						
0:47			Turnover	13 - BUCKINGHAM					
0:35		8 - COLLINS T	Turnover						
0:35			Steal	13 - BUCKINGHAM					



## RESULTS

比赛成绩

Match No: 4

GBR 16 - 16 NZL

Start Time: 20:00

Referees: van de RIET SUTER Christian (NED)  
BRIERE Gilles (CAN)

Commissioner: CORSON Jonathan (NZL)

	P1	P2	P3	P4
GBR	9	7		
NZL	9	7		

### GBR - Great Britain

No.	Name	Min	Class. Pts	Goals	PT	AS	AB	TO	ST	EX
1	SEHMI Mandip		2.5							
2	COGGAN Jonathan		0.5							
3	PALMER Steven		1.5							
4	SHAW Paul		1.0							
* 5	HUSSAIN Bulbul	16:00	1.0	1			1			
* 6	MORRISON Ross	16:00	2.5	1		2	3	1	1	
7	ROBERTS Jason		1.5							
* 8	COLLINS Troye	16:00	2.5	8		2	2	1		
9	FRISHBERG Justin		2.0							
10	BARROW Andrew		2.0							
* 11	ASH Alan	16:00	2.0	6		3	1	1	1	
12	PEARSON Josie		1.5							
<b>TEAM TOTALS</b>					16	7	7	3	2	

Coach O' CONNOR Mark Edward

### NZL - New Zealand

No.	Name	Min	Class. Pts	Goals	PT	AS	AB	TO	ST	EX
2	PALMER Curtis	3:34	2.5	2				1		
4	TAYLOR Sholto		2.0							
* 5	WAITE Jai	16:00	1.0				1			
* 6	TINKER Jeremy	12:26	2.0	3		1	5	1		1
* 7	JOHNSON Tim	12:26	2.0	4		5	1			
11	KLINKHAMER David	3:34	1.5							
* 13	BUCKINGHAM Daniel (C)	16:00	3.0	7		5				1
14	WAKEFORD Adam		1.0							
<b>TEAM TOTALS</b>					16	11	7	2		2

Coach SHARMAN Grant

Assistant Coach JOHNSON Tim

Legend:		AB	AS	Class. Pts	
*	= starting line up	Assist Block	Assist Pass	Classification Points	
EX	Exclusions	Min	No.	PT	Penalties
ST	Steals	TO	Turnovers		



## RESULTS

比赛成绩

Match No: 4

GBR 39 - 38 NZL

Start Time: 20:00

Referees: van de RIET SUTER Christian (NED)  
BRIERE Gilles (CAN)

Commissioner: CORSON Jonathan (NZL)

	P1	P2	P3	P4
GBR	9	7	10	13
NZL	9	7	9	13

### GBR - Great Britain

No.	Name	Min	Class. Pts	Goals	PT	AS	AB	TO	ST	EX
1	SEHMI Mandip		2.5							
2	COGGAN Jonathan		0.5							
3	PALMER Steven		1.5							
4	SHAW Paul		1.0							
* 5	HUSSAIN Bulbul	17:52	1.0	1			1			
* 6	MORRISON Ross	16:00	2.5	1		2	3	1	1	
7	ROBERTS Jason	14:08	1.5	1						1
* 8	COLLINS Troye	32:00	2.5	17		7	2	3		
9	FRISHBERG Justin		2.0							
10	BARROW Andrew	16:00	2.0	6		4				1
* 11	ASH Alan	32:00	2.0	13	1	6	2	2	1	
12	PEARSON Josie		1.5							
<b>TEAM TOTALS</b>				39	1	19	8	6	2	2

**Coach** O' CONNOR Mark Edward

### NZL - New Zealand

No.	Name	Min	Class. Pts	Goals	PT	AS	AB	TO	ST	EX
2	PALMER Curtis	8:16	2.5	4		5		2		
4	TAYLOR Sholto	1:32	2.0	1						
* 5	WAITE Jai	29:39	1.0				2			
* 6	TINKER Jeremy	24:47	2.0	6		3	9	1		1
* 7	JOHNSON Tim	27:06	2.0	10		6	1	1		1
11	KLINKHAMER David	7:01	1.5	1			1			
* 13	BUCKINGHAM Daniel (C)	29:39	3.0	16		10		1	2	1
14	WAKEFORD Adam		1.0							
<b>TEAM TOTALS</b>				38		24	13	5	2	3

**Coach** SHARMAN Grant

**Assistant Coach** JOHNSON Tim

Legend:		AB	AS	Class. Pts	
*	= starting line up	Assist Block	Assist Pass	Classification Points	
EX	Exclusions	Min	No.	PT	Penalties
ST	Steals	TO	Turnovers		



## START LIST

首发名单

Match No: 7

AUS - NZL

Start Time: 18:00

Referees: BRIERE Pierre-Alexandre (CAN)  
ROBERTS Darren (USA)

Commissioner: CORSON Jonathan (NZL)

### AUS - Australia

No.	Name	Sport Class	Age	GPG	PPG	APPG	ABPG	TOPG	STPG	MPG	AUS Played	
											Prelim. GER 47 - 36	
1	HUCKS George	3.0	40	6.0		2.0	1.0	2.0				
2	ERDEM Nazim	0.5	38				2.0					
3	BATT Ryley	3.5	19	24.0		4.0		2.0	5.0			
4	CARR Cameron	2.0	31			1.0	1.0					
5	BRAND Shane	1.5	35	1.0		1.0						
6	VITALE Scott	2.0	23	2.0		2.0	1.0		1.0			
7	BOXALL Grant	2.5	32	2.0		1.0						
8	ALMAN Bryce	2.0	32	1.0								
11	SCOTT Ryan	0.5	26									
12	PORTER Steve (C)	2.5	38	7.0		3.0						
13	SMITH Greg	2.0	41	4.0			5.0		1.0			
<b>TEAM AVERAGE</b>			32.3									

Coach DUBBERLEY Brad

Assistant Coach DOIDGE Robert

### NZL - New Zealand

No.	Name	Sport Class	Age	GPG	PPG	APPG	ABPG	TOPG	STPG	MPG	NZL Played	
											Prelim. GBR 38 - 39	
2	PALMER Curtis	2.5	31	4.0		5.0		2.0				
4	TAYLOR Sholto	2.0	36	1.0								
5	WAITE Jai	1.0	32				2.0					
6	TINKER Jeremy	2.0	35	6.0		3.0	9.0	1.0				
7	JOHNSON Tim	2.0	32	10.0		6.0	1.0	1.0				
11	KLINKHAMER David	1.5	26	1.0			1.0					
13	BUCKINGHAM Daniel (C)	3.0	27	16.0		10.0		1.0	2.0			
14	WAKEFORD Adam	1.0	30									
<b>TEAM AVERAGE</b>			31.1									

Coach SHARMAN Grant

Assistant Coach JOHNSON Tim

Legend:		ABPG	Assist by Block per game	APPG	Assist by Pass per game	GPG	Goals per game	MPG	Minutes per game
No.	Bib Number	PPG	Penalties per game	STPG	Steals per game	TOPG	Turnovers per game		



## PLAY BY PLAY

比赛进程

Match No: 7

AUS 17 - 16 NZL

Start Time: 18:00

Referees: BRIERE Pierre-Alexandre (CAN)  
ROBERTS Darren (USA)

Commissioner: CORSON Jonathan (NZL)

	P1	P2	P3	P4
AUS	9	8		
NZL	8	8		

Time	Score	AUS	Action	NZL	Time	Score	AUS	Action	NZL
<b>Period 1</b>									
8:00		2 - ERDEM N	In		4:25		3 - BATT R	Out	
8:00		3 - BATT R	In		4:25		1 - HUCKS G	In	
8:00		8 - ALMAN B	In		4:25		12 - PORTER S	In	
8:00		13 - SMITH G	In		3:46		8 - ALMAN B	Exclusion	
8:00			In	2 - PALMER C	3:46		1 - HUCKS G	Exclusion	
8:00			In	5 - WAITE J	3:42	6 - 4		Goal	2 - PALMER C
8:00			In	11 - KLINKHAMER	3:27		12 - PORTER S	Turnover	
8:00			In	13 - BUCKINGHAM	3:15			Assist Pass	7 - JOHNSON T
7:46	1 - 0	3 - BATT R	Goal		3:15	6 - 5		Goal	2 - PALMER C
7:39			Turnover	13 - BUCKINGHAM	3:09		12 - PORTER S	Turnover	
7:28		8 - ALMAN B	Turnover		3:06			Steal	2 - PALMER C
7:15			Assist Pass	2 - PALMER C	2:53			Assist Block	6 - TINKER G
7:15	1 - 1		Goal	13 - BUCKINGHAM	2:53	6 - 6		Goal	2 - PALMER C
7:06		8 - ALMAN B	Assist Pass		2:53		12 - PORTER S	Out	
7:06	2 - 1	13 - SMITH G	Goal		2:53		3 - BATT R	In	
6:37			Turnover	11 - KLINKHAMER	2:53		1 - HUCKS G	Out	
6:31	3 - 1	13 - SMITH G	Goal		2:53		6 - VITALE S	In	
6:30		3 - BATT R	Exclusion		2:39			Exclusion	2 - PALMER C
6:18			Assist Pass	13 - BUCKINGHAM	2:26		6 - VITALE S	Assist Pass	
6:09	3 - 2		Goal	2 - PALMER C	2:26	7 - 6	8 - ALMAN B	Goal	
6:02		3 - BATT R	Timeout		2:16			Assist Pass	7 - JOHNSON T
5:48	4 - 2	3 - BATT R	Goal		2:16	7 - 7		Goal	2 - PALMER C
5:30			Turnover	2 - PALMER C	2:03		6 - VITALE S	Assist Pass	
5:28		13 - SMITH G	Steal		2:03	8 - 7	3 - BATT R	Goal	
5:28	5 - 2	3 - BATT R	Goal		0:58		6 - VITALE S	Exclusion	
5:11			Turnover	13 - BUCKINGHAM	0:19			Turnover	2 - PALMER C
5:09		3 - BATT R	Steal		0:07	9 - 7	3 - BATT R	Goal	
5:09	6 - 2	3 - BATT R	Goal		0:00	9 - 8		Goal	7 - JOHNSON T
5:00			Timeout	2 - PALMER C	<b>Period 2</b>				
5:00			Out	5 - WAITE J	8:00		3 - BATT R	In	
5:00			Out	13 - BUCKINGHAM	8:00		6 - VITALE S	In	
5:00			In	6 - TINKER G	8:00		11 - SCOTT R	In	
5:00			In	7 - JOHNSON T	8:00		13 - SMITH G	In	
4:42			Assist Pass	2 - PALMER C	8:00			In	5 - WAITE J
4:42	6 - 3		Goal	6 - TINKER G	8:00			In	6 - TINKER G
4:27		8 - ALMAN B	Turnover		8:00			In	7 - JOHNSON T
4:25			Steal	11 - KLINKHAMER	8:00			In	13 - BUCKINGHAM
4:25			Timeout	7 - JOHNSON T	7:34			Turnover	13 - BUCKINGHAM
4:25		13 - SMITH G	Out		7:34		6 - VITALE S	Steal	



## PLAY BY PLAY

比赛进程

Time	Score	AUS	Action	NZL
<b>Period 2</b>				
7:34		6 - VITALE S	Timeout	
7:34			Out	13 - BUCKINGHAM
7:34			Out	5 - WAITE J
7:34			In	2 - PALMER C
7:34			In	11 - KLINKHAMER
7:24	10 - 8	3 - BATT R	Goal	
7:03			Turnover	2 - PALMER C
6:49	11 - 8	13 - SMITH G	Goal	
6:39			Assist Pass	2 - PALMER C
6:39	11 - 9		Goal	6 - TINKER G
6:27		13 - SMITH G	Turnover	
6:20			Assist Pass	7 - JOHNSON T
6:20	11 - 10		Goal	6 - TINKER G
6:12			Exclusion	6 - TINKER G
6:12			Out	2 - PALMER C
6:12			Out	11 - KLINKHAMER
6:12			In	13 - BUCKINGHAM
6:12			In	5 - WAITE J
6:02	12 - 10	3 - BATT R	Goal	
5:53		6 - VITALE S	Exclusion	
5:30	12 - 11		Goal	7 - JOHNSON T
5:17		3 - BATT R	Timeout	
5:15	13 - 11	11 - SCOTT R	Goal	
5:13		11 - SCOTT R	Exclusion	
4:55			Assist Block	6 - TINKER G
4:55	13 - 12		Goal	13 - BUCKINGHAM
4:25	14 - 12	13 - SMITH G	Goal	
4:07			Assist Pass	13 - BUCKINGHAM
4:05	14 - 13		Goal	6 - TINKER G
3:52		13 - SMITH G	Assist Block	
3:52	15 - 13	3 - BATT R	Goal	
2:26	15 - 14		Goal	13 - BUCKINGHAM
2:20		3 - BATT R	Turnover	
2:20		6 - VITALE S	Out	
2:20		8 - ALMAN B	In	
2:20			Out	7 - JOHNSON T
2:20			In	4 - TAYLOR S
1:39	15 - 15		Goal	13 - BUCKINGHAM
1:31		13 - SMITH G	Assist Pass	
1:31	16 - 15	3 - BATT R	Goal	
1:28			Turnover	13 - BUCKINGHAM
1:10	17 - 15	3 - BATT R	Goal	
0:04			Assist Pass	4 - TAYLOR S
0:04	17 - 16		Goal	6 - TINKER G
0:00		3 - BATT R	Turnover	
4:49			Steal	13 - BUCKINGHAM



## PLAY BY PLAY

比赛进程

Match No: 7

AUS 39 - 38 NZL

Start Time: 18:00

Referees: BRIERE Pierre-Alexandre (CAN)  
ROBERTS Darren (USA)

Commissioner: CORSON Jonathan (NZL)

	P1	P2	P3	P4
AUS	9	8	11	11
NZL	8	8	12	10

Time	Score	AUS	Action	NZL	Time	Score	AUS	Action	NZL
<b>Period 1</b>									
8:00		2 - ERDEM N	In		4:25		3 - BATT R	Out	
8:00		3 - BATT R	In		4:25		1 - HUCKS G	In	
8:00		8 - ALMAN B	In		4:25		12 - PORTER S	In	
8:00		13 - SMITH G	In		3:46		8 - ALMAN B	Exclusion	
8:00			In	2 - PALMER C	3:46		1 - HUCKS G	Exclusion	
8:00			In	5 - WAITE J	3:42	6 - 4		Goal	2 - PALMER C
8:00			In	11 - KLINKHAMER	3:27		12 - PORTER S	Turnover	
8:00			In	13 - BUCKINGHAM	3:15			Assist Pass	7 - JOHNSON T
7:46	1 - 0	3 - BATT R	Goal		3:15	6 - 5		Goal	2 - PALMER C
7:39			Turnover	13 - BUCKINGHAM	3:09		12 - PORTER S	Turnover	
7:28		8 - ALMAN B	Turnover		3:06			Steal	2 - PALMER C
7:15			Assist Pass	2 - PALMER C	2:53			Assist Block	6 - TINKER G
7:15	1 - 1		Goal	13 - BUCKINGHAM	2:53	6 - 6		Goal	2 - PALMER C
7:06		8 - ALMAN B	Assist Pass		2:53		12 - PORTER S	Out	
7:06	2 - 1	13 - SMITH G	Goal		2:53		3 - BATT R	In	
6:37			Turnover	11 - KLINKHAMER	2:53		1 - HUCKS G	Out	
6:31	3 - 1	13 - SMITH G	Goal		2:53		6 - VITALE S	In	
6:30		3 - BATT R	Exclusion		2:39			Exclusion	2 - PALMER C
6:18			Assist Pass	13 - BUCKINGHAM	2:26		6 - VITALE S	Assist Pass	
6:09	3 - 2		Goal	2 - PALMER C	2:26	7 - 6	8 - ALMAN B	Goal	
6:02		3 - BATT R	Timeout		2:16			Assist Pass	7 - JOHNSON T
5:48	4 - 2	3 - BATT R	Goal		2:16	7 - 7		Goal	2 - PALMER C
5:30			Turnover	2 - PALMER C	2:03		6 - VITALE S	Assist Pass	
5:28		13 - SMITH G	Steal		2:03	8 - 7	3 - BATT R	Goal	
5:28	5 - 2	3 - BATT R	Goal		0:58		6 - VITALE S	Exclusion	
5:11			Turnover	13 - BUCKINGHAM	0:19			Turnover	2 - PALMER C
5:09		3 - BATT R	Steal		0:07	9 - 7	3 - BATT R	Goal	
5:09	6 - 2	3 - BATT R	Goal		0:00	9 - 8		Goal	7 - JOHNSON T
5:00			Timeout	2 - PALMER C	<b>Period 2</b>				
5:00			Out	5 - WAITE J	8:00		3 - BATT R	In	
5:00			Out	13 - BUCKINGHAM	8:00		6 - VITALE S	In	
5:00			In	6 - TINKER G	8:00		11 - SCOTT R	In	
5:00			In	7 - JOHNSON T	8:00		13 - SMITH G	In	
4:42			Assist Pass	2 - PALMER C	8:00			In	5 - WAITE J
4:42	6 - 3		Goal	6 - TINKER G	8:00			In	6 - TINKER G
4:27		8 - ALMAN B	Turnover		8:00			In	7 - JOHNSON T
4:25			Steal	11 - KLINKHAMER	8:00			In	13 - BUCKINGHAM
4:25			Timeout	7 - JOHNSON T	7:34			Turnover	13 - BUCKINGHAM
4:25		13 - SMITH G	Out		7:34		6 - VITALE S	Steal	



## PLAY BY PLAY

比赛进程

Time	Score	AUS	Action	NZL	Time	Score	AUS	Action	NZL
<b>Period 2</b>					<b>Period 3</b>				
7:34		6 - VITALE S	Timeout		8:00		2 - ERDEM N	In	
7:34			Out	13 - BUCKINGHAM	8:00		3 - BATT R	In	
7:34			Out	5 - WAITE J	8:00		8 - ALMAN B	In	
7:34			In	2 - PALMER C	8:00		13 - SMITH G	In	
7:34			In	11 - KLINKHAMER	8:00			In	2 - PALMER C
7:24	10 - 8	3 - BATT R	Goal		8:00			In	4 - TAYLOR S
7:03			Turnover	2 - PALMER C	8:00			In	7 - JOHNSON T
6:49	11 - 8	13 - SMITH G	Goal		8:00			In	11 - KLINKHAMER
6:39			Assist Pass	2 - PALMER C	7:40	17 - 17		Goal	7 - JOHNSON T
6:39	11 - 9		Goal	6 - TINKER G	7:31		2 - ERDEM N	Assist Block	
6:27		13 - SMITH G	Turnover		7:30	18 - 17	3 - BATT R	Goal	
6:20			Assist Pass	7 - JOHNSON T	7:07			Turnover	11 - KLINKHAMER
6:20	11 - 10		Goal	6 - TINKER G	6:58			Exclusion	7 - JOHNSON T
6:12			Exclusion	6 - TINKER G	6:51	19 - 17	13 - SMITH G	Goal	
6:12			Out	2 - PALMER C	6:38			Assist Block	4 - TAYLOR S
6:12			Out	11 - KLINKHAMER	6:37	19 - 18		Goal	7 - JOHNSON T
6:12			In	13 - BUCKINGHAM	6:25		8 - ALMAN B	Assist Pass	
6:12			In	5 - WAITE J	6:25	20 - 18	3 - BATT R	Goal	
6:02	12 - 10	3 - BATT R	Goal		6:03	20 - 19		Goal	2 - PALMER C
5:53		6 - VITALE S	Exclusion		5:51	21 - 19	3 - BATT R	Goal	
5:30	12 - 11		Goal	7 - JOHNSON T	5:40		3 - BATT R	Exclusion	
5:17		3 - BATT R	Timeout		5:40			Out	4 - TAYLOR S
5:15	13 - 11	11 - SCOTT R	Goal		5:40			In	6 - TINKER G
5:13		11 - SCOTT R	Exclusion		5:30	21 - 20		Goal	2 - PALMER C
4:55			Assist Block	6 - TINKER G	5:23		13 - SMITH G	Timeout	
4:55	13 - 12		Goal	13 - BUCKINGHAM	5:12		13 - SMITH G	Assist Block	
4:25	14 - 12	13 - SMITH G	Goal		5:12	22 - 20	8 - ALMAN B	Goal	
4:07			Assist Pass	13 - BUCKINGHAM	4:53			Assist Pass	2 - PALMER C
4:05	14 - 13		Goal	6 - TINKER G	4:53	22 - 21		Goal	7 - JOHNSON T
3:52		13 - SMITH G	Assist Block		4:38	23 - 21	3 - BATT R	Goal	
3:52	15 - 13	3 - BATT R	Goal		4:18	23 - 22		Goal	2 - PALMER C
2:26	15 - 14		Goal	13 - BUCKINGHAM	3:58		8 - ALMAN B	Assist Block	
2:20		3 - BATT R	Turnover		3:58	24 - 22	3 - BATT R	Goal	
2:20		6 - VITALE S	Out		3:45	24 - 23		Goal	7 - JOHNSON T
2:20		8 - ALMAN B	In		3:39			Exclusion	6 - TINKER G
2:20			Out	7 - JOHNSON T	3:39			Out	7 - JOHNSON T
2:20			In	4 - TAYLOR S	3:39			In	4 - TAYLOR S
1:39	15 - 15		Goal	13 - BUCKINGHAM	3:27	25 - 23	3 - BATT R	Goal	
1:31		13 - SMITH G	Assist Pass		3:14			Assist Pass	4 - TAYLOR S
1:31	16 - 15	3 - BATT R	Goal		3:14	25 - 24		Goal	6 - TINKER G
1:28			Turnover	13 - BUCKINGHAM	3:08		3 - BATT R	Turnover	
1:10	17 - 15	3 - BATT R	Goal		3:06			Steal	2 - PALMER C
0:04			Assist Pass	4 - TAYLOR S	2:58			Assist Pass	2 - PALMER C
0:04	17 - 16		Goal	6 - TINKER G	2:58	25 - 25		Goal	6 - TINKER G
0:02		3 - BATT R	Turnover		2:40	26 - 25	3 - BATT R	Goal	
0:01			Steal	13 - BUCKINGHAM	2:40			Timeout	4 - TAYLOR S
					2:40			Out	4 - TAYLOR S





## PLAY BY PLAY

比赛进程

Time	Score	AUS	Action	NZL	Time	Score	AUS	Action	NZL
<b>Period 3</b>					<b>Period 4</b>				
2:40			In	13 - BUCKINGHAM	3:23		3 - BATT R	Exclusion	
2:40			Out	6 - TINKER G	3:02	34 - 35		Goal	11 - KLINKHAMER
2:40			In	5 - WAITE J	2:46	35 - 35	3 - BATT R	Goal	
2:21			Assist Block	5 - WAITE J	2:32			Timeout	13 - BUCKINGHAM
2:21			Assist Block	11 - KLINKHAMER	2:30			Out	11 - KLINKHAMER
2:21	26 - 26		Goal	2 - PALMER C	2:29			Out	2 - PALMER C
2:17	27 - 26	13 - SMITH G	Goal		2:29			In	6 - TINKER G
1:42	27 - 27		Goal	13 - BUCKINGHAM	2:26			In	7 - JOHNSON T
1:32			Exclusion	2 - PALMER C	1:57		3 - BATT R	Exclusion	
0:07		3 - BATT R	Assist Block		1:45	35 - 36		Goal	13 - BUCKINGHAM
0:06	28 - 27	3 - BATT R	Goal		1:28		6 - VITALE S	Assist Block	
0:02	28 - 28		Goal	13 - BUCKINGHAM	1:28	36 - 36	3 - BATT R	Goal	
<b>Period 4</b>					1:16	36 - 37		Goal	13 - BUCKINGHAM
8:00		2 - ERDEM N	In		1:02		3 - BATT R	Assist Pass	
8:00		3 - BATT R	In		1:02	37 - 37	6 - VITALE S	Goal	
8:00		6 - VITALE S	In		0:50			Assist Block	6 - TINKER G
8:00		8 - ALMAN B	In		0:50	37 - 38		Goal	7 - JOHNSON T
8:00			In	5 - WAITE J	0:05	38 - 38	6 - VITALE S	Goal	
8:00			In	6 - TINKER G	0:05			Turnover	6 - TINKER G
8:00			In	7 - JOHNSON T	0:00	39 - 38	3 - BATT R	Goal	
8:00			In	13 - BUCKINGHAM					
7:30			Assist Pass	7 - JOHNSON T					
7:30	28 - 29		Goal	13 - BUCKINGHAM					
7:15			Exclusion	13 - BUCKINGHAM					
7:06	29 - 29	6 - VITALE S	Goal						
6:56	29 - 30		Goal	13 - BUCKINGHAM					
6:15	30 - 30	3 - BATT R	Goal						
6:05			Assist Pass	7 - JOHNSON T					
6:05	30 - 31		Goal	13 - BUCKINGHAM					
5:55		2 - ERDEM N	Assist Block						
5:55	31 - 31	3 - BATT R	Goal						
5:33			Assist Block	6 - TINKER G					
5:33	31 - 32		Goal	13 - BUCKINGHAM					
5:12		6 - VITALE S	Assist Pass						
4:56			Out	7 - JOHNSON T					
4:56			In	2 - PALMER C					
4:56			Out	6 - TINKER G					
4:56			In	11 - KLINKHAMER					
4:38	32 - 32	3 - BATT R	Goal						
4:19			Assist Pass	2 - PALMER C					
4:17	32 - 33		Goal	13 - BUCKINGHAM					
4:04	33 - 33	3 - BATT R	Goal						
3:56		3 - BATT R	Exclusion						
3:46	33 - 34		Goal	2 - PALMER C					
3:36		8 - ALMAN B	Assist Pass						
3:36		6 - VITALE S	Assist Block						
3:36	34 - 34	3 - BATT R	Goal						



## RESULTS

比赛成绩

Match No: 7

**AUS 17 - 16 NZL**

Start Time: 18:00

**Referees:** BRIERE Pierre-Alexandre (CAN)  
ROBERTS Darren (USA)

**Commissioner:** CORSON Jonathan (NZL)

	P1	P2	P3	P4
<b>AUS</b>	9	8		
<b>NZL</b>	8	8		

### AUS - Australia

No.	Name	Min	Class. Pts	Goals	PT	AS	AB	TO	ST	EX
1	HUCKS George	1:32	3.0							1
* 2	ERDEM Nazim	7:14	0.5							
* 3	BATT Ryley	8:55	3.5	11				2	1	1
4	CARR Cameron		2.0							
5	BRAND Shane		1.5							
6	VITALE Scott	7:47	2.0			2			1	2
7	BOXALL Grant		2.5							
* 8	ALMAN Bryce	4:47	2.0	1		1		2		1
11	SCOTT Ryan	3:13	0.5	1						1
12	PORTER Steve (C)	1:32	2.5					2		
* 13	SMITH Greg	6:48	2.0	4		1	1	1	1	
<b>TEAM TOTALS</b>				17		4	1	7	3	6

**Coach** DUBBERLEY Brad  
**Assistant Coach** DOIDGE Robert

### NZL - New Zealand

No.	Name	Min	Class. Pts	Goals	PT	AS	AB	TO	ST	EX
* 2	PALMER Curtis	8:36	2.5	5		3		3	1	1
4	TAYLOR Sholto	-2:-27	2.0			1				
* 5	WAITE Jai	4:51	1.0							
6	TINKER Jeremy	7:27	2.0	5			2			1
7	JOHNSON Tim	9:54	2.0	2		3				
* 11	KLINKHAMER David	8:36	1.5					1	1	
* 13	BUCKINGHAM Daniel (C)	4:51	3.0	4		2		4	1	
14	WAKEFORD Adam		1.0							
<b>TEAM TOTALS</b>				16		9	2	8	3	2

**Coach** SHARMAN Grant  
**Assistant Coach** JOHNSON Tim

Legend:		AB	AS	Class. Pts	
*	= starting line up	Assist Block	Assist Pass	Classification Points	
EX	Exclusions	Min	No.	PT	Penalties
ST	Steals	TO	Turnovers		



## RESULTS

比赛成绩

Match No: 7

AUS 39 - 38 NZL

Start Time: 18:00

Referees: BRIERE Pierre-Alexandre (CAN)  
ROBERTS Darren (USA)

Commissioner: CORSON Jonathan (NZL)

	P1	P2	P3	P4
AUS	9	8	11	11
NZL	8	8	12	10

### AUS - Australia

No.	Name	Min	Class. Pts	Goals	PT	AS	AB	TO	ST	EX
1	HUCKS George	1:32	3.0							1
* 2	ERDEM Nazim	23:14	0.5				2			
* 3	BATT Ryley	24:55	3.5	27		1	1	3	1	5
4	CARR Cameron		2.0							
5	BRAND Shane		1.5							
6	VITALE Scott	15:47	2.0	3		3	2		1	2
7	BOXALL Grant		2.5							
* 8	ALMAN Bryce	20:47	2.0	2		3	1	2		1
11	SCOTT Ryan	3:13	0.5	1						1
12	PORTER Steve (C)	1:32	2.5					2		
* 13	SMITH Greg	14:48	2.0	6		1	2	1	1	
<b>TEAM TOTALS</b>				39		8	8	8	3	10

Coach DUBBERLEY Brad  
Assistant Coach DOIDGE Robert

### NZL - New Zealand

No.	Name	Min	Class. Pts	Goals	PT	AS	AB	TO	ST	EX
* 2	PALMER Curtis	19:03	2.5	10		6		3	2	2
4	TAYLOR Sholto	2:52	2.0			2	1			
* 5	WAITE Jai	15:31	1.0				1			
6	TINKER Jeremy	16:00	2.0	7			4	1		2
7	JOHNSON Tim	19:45	2.0	7		5				1
* 11	KLINKHAMER David	19:02	1.5	1			1	2	1	
* 13	BUCKINGHAM Daniel (C)	15:31	3.0	13		2		4	1	1
14	WAKEFORD Adam		1.0							
<b>TEAM TOTALS</b>				38		15	7	10	4	6

Coach SHARMAN Grant  
Assistant Coach JOHNSON Tim

Legend:	AB	AS	Class. Pts
* = starting line up	Assist Block	Assist Pass	Classification Points
EX Exclusions	Min Minutes	No. Bib Number	PT Penalties
ST Steals	TO Turnovers		



## RESULTS

**CORRECTED**

比赛成绩

Match No: 7

AUS 39 - 38 NZL

Start Time: 18:00

Referees: BRIERE Pierre-Alexandre (CAN)  
ROBERTS Darren (USA)

Commissioner: CORSON Jonathan (NZL)

	P1	P2	P3	P4
AUS	9	8	11	11
NZL	8	8	12	10

### AUS - Australia

No.	Name	Min	Class. Pts	Goals	PT	AS	AB	TO	ST	EX
1	HUCKS George	1:32	3.0							1
* 2	ERDEM Nazim	23:14	0.5				2			
* 3	BATT Ryley	29:42	3.5	27		1	1	3	1	5
4	CARR Cameron		2.0							
5	BRAND Shane		1.5							
6	VITALE Scott	15:47	2.0	3		3	2		1	2
7	BOXALL Grant		2.5							
* 8	ALMAN Bryce	25:34	2.0	2		3	1	2		1
11	SCOTT Ryan	8:00	0.5	1						1
12	PORTER Steve (C)	1:32	2.5					2		
* 13	SMITH Greg	19:35	2.0	6		1	2	1	1	
<b>TEAM TOTALS</b>				39		8	8	8	3	10

Coach DUBBERLEY Brad  
Assistant Coach DOIDGE Robert

### NZL - New Zealand

No.	Name	Min	Class. Pts	Goals	PT	AS	AB	TO	ST	EX
* 2	PALMER Curtis	19:03	2.5	10		6		3	2	2
4	TAYLOR Sholto	5:39	2.0			2	1			
* 5	WAITE Jai	20:18	1.0				1			
6	TINKER Jeremy	20:47	2.0	7			4	1		2
7	JOHNSON Tim	19:45	2.0	7		5				1
* 11	KLINKHAMER David	19:02	1.5	1			1	2	1	
* 13	BUCKINGHAM Daniel (C)	20:18	3.0	13		2		4	1	1
14	WAKEFORD Adam		1.0							
<b>TEAM TOTALS</b>				38		15	7	10	4	6

Coach SHARMAN Grant  
Assistant Coach JOHNSON Tim

Legend:		AB	AS	Class. Pts	
*	= starting line up	Assist Block	Assist Pass	Classification Points	
EX	Exclusions	Min	No.	PT	Penalties
ST	Steals	TO	Turnovers		



## START LIST

首发名单

Match No: 8

GBR - GER

Start Time: 20:00

Referees: WASHBOURN Philip (NZL)  
IZUMIYA Yoshiaki (JPN)

Commissioner: ALTMANN Hendrik (NED)

### GBR - Great Britain

No.	Name	Sport Class	Age	GPG	PPG	APPG	ABPG	TOPG	STPG	MPG	GBR Played
											Prelim. NZL 39 - 38
1	SEHMI Mandip	2.5	27								
2	COGGAN Jonathan	0.5	25								
3	PALMER Steven	1.5	35								
4	SHAW Paul	1.0	37								
5	HUSSAIN Bulbul	1.0	36	1.0			1.0				
6	MORRISON Ross	2.5	29	1.0		2.0	3.0	1.0	1.0		
7	ROBERTS Jason	1.5	35	1.0							
8	COLLINS Troye	2.5	36	17.0		7.0	2.0	3.0			
9	FRISHBERG Justin	2.0	36								
10	BARROW Andrew	2.0	29	6.0		4.0					
11	ASH Alan	2.0	35	13.0	1.0	6.0	2.0	2.0	1.0		
12	PEARSON Josie	1.5	22								
<b>TEAM AVERAGE</b>				31.8							

Coach

O' CONNOR Mark Edward

### GER - Germany

No.	Name	Sport Class	Age	GPG	PPG	APPG	ABPG	TOPG	STPG	MPG	GER Played
											Prelim. AUS 36 - 47
1	WERNER Christoph	2.0	39								
3	GOETZE Christian	1.0	33					1.0			
4	MAYER Wolfgang	2.5	43	7.0	1.0	3.0	1.0				
7	WIESCHENDORF Dirk	1.0	33				1.0				
8	PICHT Oliver Johannes	3.0	36	4.0		2.0		2.0			
10	KOESEOGLU Salih	2.5	28	9.0		5.0	1.0	1.0			
11	REIS Micael	2.5	30	2.0		1.0					
12	SCHMITT Wolfgang	0.5	25				5.0				
13	MENEZLA Nacer	2.0	33	8.0		2.0	3.0	2.0			
14	HOLZEM Joerg (C)	2.5	35	1.0		6.0	1.0	3.0	1.0		
15	BAUMANN Maik	3.0	28	5.0		7.0	1.0	5.0			
<b>TEAM AVERAGE</b>				33.0							

Coach

SAHM Pierre

Assistant Coach

METZGER Bert

<b>Legend:</b>							
<b>ABPG</b>	Assist by Block per game	<b>APPG</b>	Assist by Pass per game	<b>GPG</b>	Goals per game	<b>MPG</b>	Minutes per game
<b>No.</b>	Bib Number	<b>PPG</b>	Penalties per game	<b>STPG</b>	Steals per game	<b>TOPG</b>	Turnovers per game



## START LIST

首发名单

Match No: 8

GBR - GER

Start Time: 20:00

Referees: WASHBOURN Philip (NZL)  
IZUMIYA Yoshiaki (JPN)

Commissioner: ALTMANN Hendrik (NED)

### GBR - Great Britain

No.	Name	Sport Class	Age	GPG	PPG	APPG	ABPG	TOPG	STPG	MPG	GBR Played	
											Prelim. NZL 39 - 38	
1	SEHMI Mandip	2.5	27									
2	COGGAN Jonathan	0.5	25									
3	PALMER Steven	1.5	35									
4	SHAW Paul	1.0	37									
5	HUSSAIN Bulbul	1.0	36	1.0			1.0					
6	MORRISON Ross	2.5	29	1.0		2.0	3.0	1.0	1.0			
7	ROBERTS Jason	1.5	35	1.0								
8	COLLINS Troye	2.5	36	17.0		7.0	2.0	3.0				
9	FRISHBERG Justin	2.0	36									
10	BARROW Andrew	2.0	29	6.0		4.0						
11	ASH Alan	2.0	35	13.0	1.0	6.0	2.0	2.0	1.0			
12	PEARSON Josie	1.5	22									
<b>TEAM AVERAGE</b>				31.8								

Coach

O' CONNOR Mark Edward

### GER - Germany

No.	Name	Sport Class	Age	GPG	PPG	APPG	ABPG	TOPG	STPG	MPG	GER Played	
											Prelim. AUS 36 - 47	
1	WERNER Christoph	2.0	39									
3	GOETZE Christian	1.0	33					1.0				
4	MAYER Wolfgang	2.0	43	7.0	1.0	3.0	1.0					
7	WIESCHENDORF Dirk	1.0	33				1.0					
8	PICHT Oliver Johannes	3.0	36	4.0		2.0		2.0				
10	KOESEOGLU Salih	2.5	28	9.0		5.0	1.0	1.0				
11	REIS Micael	2.5	30	2.0		1.0						
12	SCHMITT Wolfgang	0.5	25				5.0					
13	MENEZLA Nacer	2.0	33	8.0		2.0	3.0	2.0				
14	HOLZEM Joerg (C)	2.5	35	1.0		6.0	1.0	3.0	1.0			
15	BAUMANN Maik	3.0	28	5.0		7.0	1.0	5.0				
<b>TEAM AVERAGE</b>				33.0								

Coach

SAHM Pierre

Assistant Coach

METZGER Bert

<b>Legend:</b>							
<b>ABPG</b>	Assist by Block per game	<b>APPG</b>	Assist by Pass per game	<b>GPG</b>	Goals per game	<b>MPG</b>	Minutes per game
<b>No.</b>	Bib Number	<b>PPG</b>	Penalties per game	<b>STPG</b>	Steals per game	<b>TOPG</b>	Turnovers per game

The Class Point of Wolfgang Mayer (GER) has changed from 2.5 to 2.0



## PLAY BY PLAY

比赛进程

Match No: 8

GBR 22 - 20 GER

Start Time: 20:00

Referees: WASHBOURN Philip (NZL)  
IZUMIYA Yoshiaki (JPN)

Commissioner: ALTMANN Hendrik (NED)

	P1	P2	P3	P4
GBR	10	12		
GER	11	9		

Time	Score	GBR	Action	GER	Time	Score	GBR	Action	GER
<b>Period 1</b>					<b>Period 1</b>				
8:00		5 - HUSSAIN B	In		3:35	7 - 6	8 - COLLINS T	Goal	
8:00		6 - MORRISON R	In		3:22			Assist Pass	10 - KOESEOGLU
8:00		8 - COLLINS T	In		3:22	7 - 7		Goal	15 - BAUMANN M
8:00		11 - ASH A	In		3:10		8 - COLLINS T	Assist Block	
8:00			In	3 - GOETZE C	3:10	8 - 7	11 - ASH A	Goal	
8:00			In	7 - WIESCHEND.	2:14			Assist Block	12 - SCHMITT W
8:00			In	8 - PICTH OJ	2:14	8 - 8		Goal	10 - KOESEOGLU
8:00			In	15 - BAUMANN M	2:09		5 - HUSSAIN B	Turnover	
7:49			Turnover	8 - PICTH OJ	2:09			Steal	10 - KOESEOGLU
7:49		8 - COLLINS T	Turnover		2:09			Assist Pass	10 - KOESEOGLU
7:38	0 - 1		Goal	15 - BAUMANN M	2:08	8 - 9		Goal	4 - MAYER W
7:28		11 - ASH A	Turnover		1:48		6 - MORRISON R	Turnover	
7:26	0 - 2		Goal	8 - PICTH OJ	1:48			Steal	10 - KOESEOGLU
7:12	1 - 2	11 - ASH A	Goal		1:44	8 - 10		Goal	4 - MAYER W
6:56			Assist Pass	8 - PICTH OJ	1:32		8 - COLLINS T	Assist Block	
6:55	1 - 3		Goal	15 - BAUMANN M	1:32	9 - 10	11 - ASH A	Goal	
6:50			Exclusion	8 - PICTH OJ	1:20			Turnover	4 - MAYER W
6:38	2 - 3	8 - COLLINS T	Goal		0:54		8 - COLLINS T	Assist Pass	
6:22			Assist Pass	15 - BAUMANN M	0:53	10 - 10	11 - ASH A	Goal	
6:22	2 - 4		Goal	8 - PICTH OJ	0:08			Assist Pass	15 - BAUMANN M
5:54	3 - 4	11 - ASH A	Goal		0:08	10 - 11		Goal	4 - MAYER W
5:37			Timeout	15 - BAUMANN M	0:00		8 - COLLINS T	Turnover	
5:19			Turnover	8 - PICTH OJ	<b>Period 2</b>				
5:14		8 - COLLINS T	Assist Pass		8:00		5 - HUSSAIN B	In	
5:13	4 - 4	11 - ASH A	Goal		8:00		6 - MORRISON R	In	
4:41			Assist Pass	15 - BAUMANN M	8:00		8 - COLLINS T	In	
4:41	4 - 5		Goal	8 - PICTH OJ	8:00		11 - ASH A	In	
4:24	5 - 5	8 - COLLINS T	Goal		8:00			In	4 - MAYER W
4:24			Out	7 - WIESCHEND.	8:00			In	10 - KOESEOGLU
4:24			In	4 - MAYER W	8:00			In	12 - SCHMITT W
4:24			Out	3 - GOETZE C	8:00			In	15 - BAUMANN M
4:24			In	10 - KOESEOGLU	7:47			Out	10 - KOESEOGLU
4:24			Out	8 - PICTH OJ	7:45			Out	12 - SCHMITT W
4:24			In	13 - MENEZLA N	7:44			Out	15 - BAUMANN M
4:04			Turnover	15 - BAUMANN M	7:41			Out	4 - MAYER W
4:03			Out	13 - MENEZLA N	7:41			In	8 - PICTH OJ
4:03			In	12 - SCHMITT W	7:37	10 - 12		Goal	8 - PICTH OJ
3:54	5 - 6		Goal	15 - BAUMANN M	7:37			In	14 - HOLZEM J
3:56	6 - 6	8 - COLLINS T	Goal		7:37			In	13 - MENEZLA N



## PLAY BY PLAY

比赛进程

Time	Score	GBR	Action	GER	Time	Score	GBR	Action	GER
<b>Period 2</b>					<b>Period 2</b>				
7:37			In	12 - SCHMITT W	2:48			Timeout	15 - BAUMANN M
7:20	11 - 12	11 - ASH A	Goal		2:48			Out	3 - GOETZE C
7:20			Turnover	14 - HOLZEM J	2:48			In	10 - KOESEOGLU
7:19	12 - 12	8 - COLLINS T	Goal		2:48			Out	15 - BAUMANN M
7:02			Assist Pass	8 - PICTH OJ	2:48			In	8 - PICTH OJ
7:02	12 - 13		Goal	13 - MENEZLA N	0:04		11 - ASH A	Exclusion	
6:55	13 - 13	11 - ASH A	Goal		0:02	22 - 20		Goal	8 - PICTH OJ
6:42	13 - 14		Goal	8 - PICTH OJ					
6:29		6 - MORRISON R	Assist Pass						
6:29	14 - 14	8 - COLLINS T	Goal						
6:16			Assist Pass	8 - PICTH OJ					
6:16	14 - 15		Goal	13 - MENEZLA N					
6:16		8 - COLLINS T	Timeout						
6:16		6 - MORRISON R	Out						
6:16		7 - ROBERTS J	In						
6:02		8 - COLLINS T	Assist Pass						
6:02		11 - ASH A	Out						
6:02		10 - BARROW A	In						
6:02	15 - 15	10 - BARROW A	Goal						
5:37		5 - HUSSAIN B	Out						
5:37		11 - ASH A	In						
5:33		11 - ASH A	Assist Pass						
5:30	16 - 15	10 - BARROW A	Goal						
5:23			Assist Pass	8 - PICTH OJ					
5:23	16 - 16		Goal	14 - HOLZEM J					
5:12		10 - BARROW A	Assist Block						
5:12	17 - 16	11 - ASH A	Goal						
5:00			Turnover	14 - HOLZEM J					
5:00			Out	12 - SCHMITT W					
5:00			Out	14 - HOLZEM J					
5:00			Out	8 - PICTH OJ					
5:00			In	15 - BAUMANN M					
5:00			In	4 - MAYER W					
5:00			In	3 - GOETZE C					
4:57	18 - 16	8 - COLLINS T	Goal						
4:55		7 - ROBERTS J	Exclusion						
4:47	18 - 17		Goal	4 - MAYER W					
4:29		7 - ROBERTS J	Assist Block						
4:29	19 - 17	8 - COLLINS T	Goal						
4:14			Turnover	15 - BAUMANN M					
4:14		8 - COLLINS T	Timeout						
3:56	20 - 17	8 - COLLINS T	Goal						
3:38	20 - 18		Goal	4 - MAYER W					
3:27	21 - 18	11 - ASH A	Goal						
3:03			Assist Pass	15 - BAUMANN M					
3:03	21 - 19		Goal	4 - MAYER W					
3:01	22 - 19	8 - COLLINS T	Goal						





## PLAY BY PLAY

比赛进程

Match No: 8

GBR 39 - 35 GER

Start Time: 20:00

Referees: WASHBOURN Philip (NZL)  
IZUMIYA Yoshiaki (JPN)

Commissioner: ALTMANN Hendrik (NED)

	P1	P2	P3	P4
GBR	10	12	8	9
GER	11	9	5	10

Time	Score	GBR	Action	GER	Time	Score	GBR	Action	GER
<b>Period 1</b>					<b>Period 1</b>				
8:00		5 - HUSSAIN B	In		3:35	7 - 6	8 - COLLINS T	Goal	
8:00		6 - MORRISON R	In		3:22			Assist Pass	10 - KOESEOGLU
8:00		8 - COLLINS T	In		3:22	7 - 7		Goal	15 - BAUMANN M
8:00		11 - ASH A	In		3:10		8 - COLLINS T	Assist Block	
8:00			In	3 - GOETZE C	3:10	8 - 7	11 - ASH A	Goal	
8:00			In	7 - WIESCHEND.	2:14			Assist Block	12 - SCHMITT W
8:00			In	8 - PICTH OJ	2:14	8 - 8		Goal	10 - KOESEOGLU
8:00			In	15 - BAUMANN M	2:09		5 - HUSSAIN B	Turnover	
7:49			Turnover	8 - PICTH OJ	2:09			Steal	10 - KOESEOGLU
7:49		8 - COLLINS T	Turnover		2:09			Assist Pass	10 - KOESEOGLU
7:38	0 - 1		Goal	15 - BAUMANN M	2:08	8 - 9		Goal	4 - MAYER W
7:28		11 - ASH A	Turnover		1:48		6 - MORRISON R	Turnover	
7:26	0 - 2		Goal	8 - PICTH OJ	1:48			Steal	10 - KOESEOGLU
7:12	1 - 2	11 - ASH A	Goal		1:44	8 - 10		Goal	4 - MAYER W
6:56			Assist Pass	8 - PICTH OJ	1:32		8 - COLLINS T	Assist Block	
6:55	1 - 3		Goal	15 - BAUMANN M	1:32	9 - 10	11 - ASH A	Goal	
6:50			Exclusion	8 - PICTH OJ	1:20			Turnover	4 - MAYER W
6:38	2 - 3	8 - COLLINS T	Goal		0:54		8 - COLLINS T	Assist Pass	
6:22			Assist Pass	15 - BAUMANN M	0:53	10 - 10	11 - ASH A	Goal	
6:22	2 - 4		Goal	8 - PICTH OJ	0:08			Assist Pass	15 - BAUMANN M
5:54	3 - 4	11 - ASH A	Goal		0:08	10 - 11		Goal	4 - MAYER W
5:37			Timeout	15 - BAUMANN M	0:00		8 - COLLINS T	Turnover	
5:19			Turnover	8 - PICTH OJ	<b>Period 2</b>				
5:14		8 - COLLINS T	Assist Pass		8:00		5 - HUSSAIN B	In	
5:13	4 - 4	11 - ASH A	Goal		8:00		6 - MORRISON R	In	
4:41			Assist Pass	15 - BAUMANN M	8:00		8 - COLLINS T	In	
4:41	4 - 5		Goal	8 - PICTH OJ	8:00		11 - ASH A	In	
4:24	5 - 5	8 - COLLINS T	Goal		8:00			In	4 - MAYER W
4:24			Out	7 - WIESCHEND.	8:00			In	10 - KOESEOGLU
4:24			In	4 - MAYER W	8:00			In	12 - SCHMITT W
4:24			Out	3 - GOETZE C	8:00			In	15 - BAUMANN M
4:24			In	10 - KOESEOGLU	7:47			Out	10 - KOESEOGLU
4:24			Out	8 - PICTH OJ	7:45			Out	12 - SCHMITT W
4:24			In	13 - MENEZLA N	7:44			Out	15 - BAUMANN M
4:04			Turnover	15 - BAUMANN M	7:41			Out	4 - MAYER W
4:03			Out	13 - MENEZLA N	7:41			In	8 - PICTH OJ
4:03			In	12 - SCHMITT W	7:37	10 - 12		Goal	8 - PICTH OJ
3:54	5 - 6		Goal	15 - BAUMANN M	7:37			In	14 - HOLZEM J
3:56	6 - 6	8 - COLLINS T	Goal		7:37			In	13 - MENEZLA N



## PLAY BY PLAY

比赛进程

Time	Score	GBR	Action	GER	Time	Score	GBR	Action	GER
<b>Period 2</b>					<b>Period 2</b>				
7:37			In	12 - SCHMITT W	2:48			Timeout	15 - BAUMANN M
7:20	11 - 12	11 - ASH A	Goal		2:48			Out	3 - GOETZE C
7:20			Turnover	14 - HOLZEM J	2:48			In	10 - KOESEOGLU
7:19	12 - 12	8 - COLLINS T	Goal		2:48			Out	15 - BAUMANN M
7:02			Assist Pass	8 - PICHT OJ	2:48			In	8 - PICHT OJ
7:02	12 - 13		Goal	13 - MENEZLA N	0:04	11 - ASH A		Exclusion	
6:55	13 - 13	11 - ASH A	Goal		0:02	<b>22 - 20</b>		Goal	8 - PICHT OJ
6:42	13 - 14		Goal	8 - PICHT OJ	<b>Period 3</b>				
6:29		6 - MORRISON R	Assist Pass		8:00		7 - ROBERTS J	In	
6:29	14 - 14	8 - COLLINS T	Goal		8:00		8 - COLLINS T	In	
6:16			Assist Pass	8 - PICHT OJ	8:00		10 - BARROW A	In	
6:16	14 - 15		Goal	13 - MENEZLA N	8:00		11 - ASH A	In	
6:16		8 - COLLINS T	Timeout		8:00			In	1 - WERNER C
6:16		6 - MORRISON R	Out		8:00			In	3 - GOETZE C
6:16		7 - ROBERTS J	In		8:00			In	4 - MAYER W
6:02		8 - COLLINS T	Assist Pass		8:00			In	15 - BAUMANN M
6:02		11 - ASH A	Out		6:38		8 - COLLINS T	Timeout	
6:02		10 - BARROW A	In		6:23		7 - ROBERTS J	Assist Block	
6:02	15 - 15	10 - BARROW A	Goal		6:23	23 - 20	11 - ASH A	Goal	
5:37		5 - HUSSAIN B	Out		6:04			Assist Pass	15 - BAUMANN M
5:37		11 - ASH A	In		6:04	23 - 21		Goal	4 - MAYER W
5:33		11 - ASH A	Assist Pass		5:32	24 - 21	11 - ASH A	Goal	
5:30	16 - 15	10 - BARROW A	Goal		5:17	24 - 22		Goal	15 - BAUMANN M
5:23			Assist Pass	8 - PICHT OJ	4:16		10 - BARROW A	Assist Block	
5:23	16 - 16		Goal	14 - HOLZEM J	4:16	25 - 22	8 - COLLINS T	Goal	
5:12		10 - BARROW A	Assist Block		3:57			Turnover	4 - MAYER W
5:12	17 - 16	11 - ASH A	Goal		3:27		10 - BARROW A	Assist Block	
5:00			Turnover	14 - HOLZEM J	3:27	26 - 22	11 - ASH A	Goal	
5:00			Out	12 - SCHMITT W	3:15			Timeout	4 - MAYER W
5:00			Out	14 - HOLZEM J	3:15			Out	1 - WERNER C
5:00			Out	8 - PICHT OJ	3:15			In	14 - HOLZEM J
5:00			In	15 - BAUMANN M	2:50			Turnover	14 - HOLZEM J
5:00			In	4 - MAYER W	2:49	27 - 22	8 - COLLINS T	Goal	
5:00			In	3 - GOETZE C	2:22		10 - BARROW A	Exclusion	
4:57	18 - 16	8 - COLLINS T	Goal		2:09			Assist Block	3 - GOETZE C
4:55		7 - ROBERTS J	Exclusion		2:09	27 - 23		Goal	14 - HOLZEM J
4:47	18 - 17		Goal	4 - MAYER W	1:58	28 - 23	8 - COLLINS T	Goal	
4:29		7 - ROBERTS J	Assist Block		1:23			Assist Block	4 - MAYER W
4:29	19 - 17	8 - COLLINS T	Goal		1:23			Assist Block	14 - HOLZEM J
4:14			Turnover	15 - BAUMANN M	1:23	28 - 24		Goal	10 - KOESEOGLU
4:14		8 - COLLINS T	Timeout		1:10	29 - 24	11 - ASH A	Goal	
3:56	20 - 17	8 - COLLINS T	Goal		0:41			Assist Pass	10 - KOESEOGLU
3:38	20 - 18		Goal	4 - MAYER W	0:41	29 - 25		Goal	4 - MAYER W
3:27	21 - 18	11 - ASH A	Goal		0:22	<b>30 - 25</b>	8 - COLLINS T	Goal	
3:03			Assist Pass	15 - BAUMANN M	0:01			Turnover	10 - KOESEOGLU
3:03	21 - 19		Goal	4 - MAYER W	<b>Period 4</b>				
3:01	22 - 19	8 - COLLINS T	Goal		8:00		7 - ROBERTS J	In	



## PLAY BY PLAY

比赛进程

Time	Score	GBR	Action	GER	Time	Score	GBR	Action	GER
<b>Period 4</b>					<b>Period 4</b>				
8:00		8 - COLLINS T	In		1:49		12 - PEARSON J	In	
8:00		10 - BARROW A	In		1:33			Turnover	10 - KOESEOGLU
8:00		11 - ASH A	In		1:28		8 - COLLINS T	Turnover	
8:00			In	3 - GOETZE C	1:13			Assist Pass	10 - KOESEOGLU
8:00			In	4 - MAYER W	1:13 37 - 33			Goal	15 - BAUMANN M
8:00			In	10 - KOESEOGLU	0:53		12 - PEARSON J	Assist Block	
8:00			In	14 - HOLZEM J	0:53		6 - MORRISON R	Assist Block	
7:27			Timeout	4 - MAYER W	0:53 38 - 33		8 - COLLINS T	Goal	
7:27			Out	3 - GOETZE C	0:47			Out	15 - BAUMANN M
7:27			Out	10 - KOESEOGLU	0:47			In	8 - PICTH OJ
7:27			In	8 - PICTH OJ	0:33 38 - 34			Goal	10 - KOESEOGLU
7:27			In	12 - SCHMITT W	0:27 39 - 34		6 - MORRISON R	Goal	
7:04		7 - ROBERTS J	Exclusion		0:06 39 - 35			Goal	8 - PICTH OJ
6:48 30 - 26			Goal	14 - HOLZEM J					
6:45 31 - 26		7 - ROBERTS J	Goal						
6:23 31 - 27			Goal	4 - MAYER W					
6:09		8 - COLLINS T	Timeout						
6:09			Out	8 - PICTH OJ					
6:09			Out	14 - HOLZEM J					
6:09			In	10 - KOESEOGLU					
6:09			In	15 - BAUMANN M					
6:09		11 - ASH A	Out						
6:09		3 - PALMER S	In						
6:09		10 - BARROW A	Out						
6:09		6 - MORRISON R	In						
5:30 32 - 27		8 - COLLINS T	Goal						
5:10			Assist Pass	10 - KOESEOGLU					
5:10 32 - 28			Goal	4 - MAYER W					
4:58		8 - COLLINS T	Assist Pass						
4:58 33 - 28		3 - PALMER S	Goal						
4:21			Assist Pass	10 - KOESEOGLU					
4:20 33 - 29			Goal	4 - MAYER W					
4:08 34 - 29		6 - MORRISON R	Goal						
3:46			Turnover	10 - KOESEOGLU					
3:33		6 - MORRISON R	Turnover						
3:31			Assist Pass	4 - MAYER W					
3:31 34 - 30			Goal	10 - KOESEOGLU					
3:24 35 - 30		8 - COLLINS T	Goal						
3:07			Assist Block	12 - SCHMITT W					
3:07 35 - 31			Goal	10 - KOESEOGLU					
2:37			Exclusion	10 - KOESEOGLU					
2:23		8 - COLLINS T	Assist Pass						
2:23 36 - 31		3 - PALMER S	Goal						
2:10			Assist Pass	10 - KOESEOGLU					
2:10 36 - 32			Goal	15 - BAUMANN M					
2:00 37 - 32		6 - MORRISON R	Goal						
1:49		3 - PALMER S	Out						



## RESULTS

比赛成绩

Match No: 8

GBR 22 - 20 GER

Start Time: 20:00

Referees: WASHBOURN Philip (NZL)  
IZUMIYA Yoshiaki (JPN)

Commissioner: ALTMANN Hendrik (NED)

	P1	P2	P3	P4
GBR	10	12		
GER	11	9		

### GBR - Great Britain

No.	Name	Min	Class. Pts	Goals	PT	AS	AB	TO	ST	EX
1	SEHMI Mandip		2.5							
2	COGGAN Jonathan		0.5							
3	PALMER Steven		1.5							
4	SHAW Paul		1.0							
* 5	HUSSAIN Bulbul	10:23	1.0					1		
* 6	MORRISON Ross	9:44	2.5			1		1		
7	ROBERTS Jason	6:16	1.5				1			1
* 8	COLLINS Troye	16:00	2.5	10		3	2	2		
9	FRISHBERG Justin		2.0							
10	BARROW Andrew	6:02	2.0	2			1			
* 11	ASH Alan	15:35	2.0	10		1		1		1
12	PEARSON Josie		1.5							
<b>TEAM TOTALS</b>				22		5	4	5		2

Coach O' CONNOR Mark Edward

### GER - Germany

No.	Name	Min	Class. Pts	Goals	PT	AS	AB	TO	ST	EX
1	WERNER Christoph		2.0							
* 3	GOETZE Christian	5:48	1.0							
4	MAYER Wolfgang	9:43	2.0	6				1		
* 7	WIESCHENDORF Dirk	3:36	1.0							
* 8	PICHT Oliver Johannes	9:05	3.0	6		4		2		1
10	KOESEOGLU Salih	7:25	2.5	1		2			2	
11	REIS Micael		2.5							
12	SCHMITT Wolfgang	6:55	0.5				1			
13	MENEZLA Nacer	7:58	2.0	2						
14	HOLZEM Joerg (C)	2:37	2.5	1				2		
* 15	BAUMANN Maik	10:28	3.0	4		4		2		
<b>TEAM TOTALS</b>				20		10	1	7	2	1

Coach SAHM Pierre  
Assistant Coach METZGER Bert

Legend:		AB	AS	Class. Pts	
*	= starting line up	Assist Block	Assist Pass	Classification Points	
EX	Exclusions	Min	No.	PT	Penalties
ST	Steals	TO	Turnovers		



## RESULTS

比赛成绩

Match No: 8

GBR 39 - 35 GER

Start Time: 20:00

Referees: WASHBOURN Philip (NZL)  
IZUMIYA Yoshiaki (JPN)

Commissioner: ALTMANN Hendrik (NED)

	P1	P2	P3	P4
GBR	10	12	8	9
GER	11	9	5	10

### GBR - Great Britain

No.	Name	Min	Class. Pts	Goals	PT	AS	AB	TO	ST	EX
1	SEHMI Mandip		2.5							
2	COGGAN Jonathan		0.5							
3	PALMER Steven	4:20	1.5	2						
4	SHAW Paul		1.0							
* 5	HUSSAIN Bulbul	10:23	1.0					1		
* 6	MORRISON Ross	15:53	2.5	3		1	1	2		
7	ROBERTS Jason	22:16	1.5	1			2			2
* 8	COLLINS Troye	32:00	2.5	17		5	2	3		
9	FRISHBERG Justin		2.0							
10	BARROW Andrew	15:53	2.0	2			3			1
* 11	ASH Alan	25:26	2.0	14		1		1		1
12	PEARSON Josie	1:49	1.5				1			
<b>TEAM TOTALS</b>										
				39		7	9	7		4

Coach O' CONNOR Mark Edward

### GER - Germany

No.	Name	Min	Class. Pts	Goals	PT	AS	AB	TO	ST	EX
1	WERNER Christoph	4:45	2.0							
* 3	GOETZE Christian	14:21	1.0				1			
4	MAYER Wolfgang	25:43	2.0	11		1	1	2		
* 7	WIESCHENDORF Dirk	3:36	1.0							
* 8	PICHT Oliver Johannes	11:10	3.0	7		4		2		1
10	KOESEGLU Salih	14:07	2.5	5		7		3	2	1
11	REIS Micael		2.5							
12	SCHMITT Wolfgang	14:22	0.5				2			
13	MENEZLA Nacer	7:58	2.0	2						
14	HOLZEM Joerg (C)	7:43	2.5	3			1	3		
* 15	BAUMANN Maik	23:50	3.0	7		5		2		
<b>TEAM TOTALS</b>										
				35		17	5	12	2	2

Coach SAHM Pierre  
Assistant Coach METZGER Bert

Legend:	AB	AS	Class. Pts
* = starting line up	Assist Block	Assist Pass	Classification Points
EX Exclusions	Min Minutes	No. Bib Number	PT Penalties
ST Steals	TO Turnovers		



## START LIST

首发名单

Match No: 11

AUS - GBR

Start Time: 18:00

Referees: SCHREINER Alexander (GER)  
WASHBOURN Philip (NZL)

Commissioner: CORSON Jonathan (NZL)

### AUS - Australia

No.	Name	Sport Class	Age	GPG	PPG	APPG	ABPG	TOPG	STPG	MPG	AUS Played
											Prelim. GER 47 - 36 Prelim. NZL 39 - 38
1	HUCKS George	3.0	40	3.0		1.0	0.5	1.0			
2	ERDEM Nazim	0.5	38				2.0				
3	BATT Ryley	3.5	19	25.5		2.5	0.5	2.5	3.0		
4	CARR Cameron	2.0	31			0.5	0.5				
5	BRAND Shane	1.5	35	0.5		0.5					
6	VITALE Scott	2.0	23	2.5		2.5	1.5		1.0		
7	BOXALL Grant	2.5	32	1.0		0.5					
8	ALMAN Bryce	2.0	32	1.5		1.5	0.5	1.0			
11	SCOTT Ryan	0.5	26	0.5							
12	PORTER Steve (C)	2.5	38	3.5		1.5		1.0			
13	SMITH Greg	2.0	41	5.0		0.5	3.5	0.5	1.0		
<b>TEAM AVERAGE</b>			32.3								

Coach DUBBERLEY Brad  
Assistant Coach DOIDGE Robert

### GBR - Great Britain

No.	Name	Sport Class	Age	GPG	PPG	APPG	ABPG	TOPG	STPG	MPG	GBR Played
											Prelim. NZL 39 - 38 Prelim. GER 39 - 35
1	SEHMI Mandip	2.5	27								
2	COGGAN Jonathan	0.5	25								
3	PALMER Steven	1.5	35	1.0							
4	SHAW Paul	1.0	37								
5	HUSSAIN Bulbul	1.0	36	0.5			0.5	0.5			
6	MORRISON Ross	2.5	29	2.0		1.5	2.0	1.5	0.5		
7	ROBERTS Jason	1.5	35	1.0			1.0				
8	COLLINS Troye	2.5	36	17.0		6.0	2.0	3.0			
9	FRISHBERG Justin	2.0	36								
10	BARROW Andrew	2.0	29	4.0		2.0	1.5				
11	ASH Alan	2.0	35	13.5	0.5	3.5	1.0	1.5	0.5		
12	PEARSON Josie	1.5	22				0.5				
<b>TEAM AVERAGE</b>			31.8								

Coach O'CONNOR Mark Edward

Legend:	ABPG	Assist by Block per game	APPG	Assist by Pass per game	GPG	Goals per game	MPG	Minutes per game
No.	Bib Number	PPG	Penalties per game	STPG	Stolen per game	TOPG	Turnovers per game	



## PLAY BY PLAY

比赛进程

Match No: 11

AUS 19 - 19 GBR

Start Time: 18:00

Referees: SCHREINER Alexander (GER)  
WASHBOURN Philip (NZL)

Commissioner: CORSON Jonathan (NZL)

	P1	P2	P3	P4
AUS	9	10		
GBR	10	9		

Time	Score	AUS	Action	GBR	Time	Score	AUS	Action	GBR
<b>Period 1</b>									
8:00		3 - BATT R	In		1:09			Assist Block	3 - PALMER S
8:00		8 - ALMAN B	In		1:08			Assist Block	6 - MORRISON R
8:00		11 - SCOTT R	In		1:08	7 - 8		Goal	8 - COLLINS T
8:00		13 - SMITH G	In		1:03		8 - ALMAN B	Assist Pass	
8:00			In	3 - PALMER S	1:03	8 - 8	13 - SMITH G	Goal	
8:00			In	6 - MORRISON R	0:46			Assist Pass	8 - COLLINS T
8:00			In	7 - ROBERTS J	0:46	8 - 9		Goal	3 - PALMER S
8:00			In	8 - COLLINS T	0:11	9 - 9	3 - BATT R	Goal	
6:59			Assist Block	3 - PALMER S	0:01	<b>9 - 10</b>		Goal	8 - COLLINS T
6:59	0 - 1		Goal	8 - COLLINS T	<b>Period 2</b>				
6:49		13 - SMITH G	Assist Block		8:00		3 - BATT R	In	
6:48	1 - 1	3 - BATT R	Goal		8:00		8 - ALMAN B	In	
6:34			Timeout	8 - COLLINS T	8:00		11 - SCOTT R	In	
5:58			Assist Pass	8 - COLLINS T	8:00		13 - SMITH G	In	
5:58	1 - 2		Goal	6 - MORRISON R	8:00			In	3 - PALMER S
5:48		3 - BATT R	Assist Pass		8:00			In	6 - MORRISON R
5:48	2 - 2	8 - ALMAN B	Goal		8:00			In	7 - ROBERTS J
5:38			Assist Pass	6 - MORRISON R	8:00			In	8 - COLLINS T
5:38	2 - 3		Goal	8 - COLLINS T	7:48		13 - SMITH G	Assist Block	
5:24		13 - SMITH G	Assist Block		7:48	10 - 10	3 - BATT R	Goal	
5:24	3 - 3	3 - BATT R	Goal		7:39			Assist Pass	6 - MORRISON R
5:09			Assist Block	3 - PALMER S	7:39	10 - 11		Goal	8 - COLLINS T
5:09			Assist Pass	6 - MORRISON R	7:28		8 - ALMAN B	Assist Pass	
5:09	3 - 4		Goal	8 - COLLINS T	7:28	11 - 11	3 - BATT R	Goal	
5:03	4 - 4	3 - BATT R	Goal		7:12			Assist Block	3 - PALMER S
4:07	4 - 5		Goal	8 - COLLINS T	7:11			Assist Pass	7 - ROBERTS J
4:04		8 - ALMAN B	Assist Pass		7:11	11 - 12		Goal	8 - COLLINS T
4:03	5 - 5	13 - SMITH G	Goal		6:53	12 - 12	3 - BATT R	Goal	
3:18			Assist Pass	8 - COLLINS T	6:37			Assist Pass	8 - COLLINS T
3:18	5 - 6		Goal	3 - PALMER S	6:37	12 - 13		Goal	6 - MORRISON R
3:18		8 - ALMAN B	Timeout		6:33		13 - SMITH G	Turnover	
3:11		3 - BATT R	Assist Pass		6:23			Assist Pass	8 - COLLINS T
3:08	6 - 6	13 - SMITH G	Goal		6:23	12 - 14		Goal	6 - MORRISON R
3:08			Timeout	8 - COLLINS T	6:14		8 - ALMAN B	Assist Pass	
2:42			Assist Pass	8 - COLLINS T	6:14		13 - SMITH G	Assist Pass	
2:42	6 - 7		Goal	3 - PALMER S	6:14	13 - 14	3 - BATT R	Goal	
2:37		3 - BATT R	Assist Pass		5:57			Turnover	8 - COLLINS T
2:36	7 - 7	13 - SMITH G	Goal		5:55	14 - 14	13 - SMITH G	Goal	
2:20			Timeout	6 - MORRISON R	5:45	14 - 15		Goal	3 - PALMER S



## PLAY BY PLAY

比赛进程

Time	Score	AUS	Action	GBR
<b>Period 2</b>				
5:15		13 - SMITH G	Assist Block	
5:15	15 - 15	8 - ALMAN B	Goal	
5:03			Assist Block	3 - PALMER S
5:03	15 - 16		Goal	6 - MORRISON R
4:53		3 - BATT R	Out	
4:51		8 - ALMAN B	Out	
4:50		13 - SMITH G	Out	
4:50		1 - HUCKS G	In	
4:48		4 - CARR C	In	
4:48		7 - BOXALL G	In	
4:48		4 - CARR C	Timeout	
4:48			Out	3 - PALMER S
4:48			Out	6 - MORRISON R
4:48			In	10 - BARROW A
4:48			In	11 - ASH A
4:31		7 - BOXALL G	Assist Block	
4:30	16 - 16	1 - HUCKS G	Goal	
4:08			Assist Block	7 - ROBERTS J
4:07			Assist Block	10 - BARROW A
4:07	16 - 17		Goal	8 - COLLINS T
3:27		1 - HUCKS G	Assist Pass	
3:27	17 - 17	7 - BOXALL G	Goal	
3:09			Assist Block	7 - ROBERTS J
2:45			Assist Pass	11 - ASH A
2:45	17 - 18		Goal	8 - COLLINS T
2:34	18 - 18	1 - HUCKS G	Goal	
1:47			Assist Pass	11 - ASH A
1:47	18 - 19		Goal	7 - ROBERTS J
1:44		1 - HUCKS G	Timeout	
0:14			Exclusion	10 - BARROW A
0:01		1 - HUCKS G	Assist Pass	
0:01	<b>19 - 19</b>	7 - BOXALL G	Goal	





## PLAY BY PLAY

比赛进程

Match No: 11

AUS 43 - 37 GBR

Start Time: 18:00

Referees: SCHREINER Alexander (GER)  
WASHBOURN Philip (NZL)

Commissioner: CORSON Jonathan (NZL)

	P1	P2	P3	P4
AUS	9	10	9	15
GBR	10	9	8	10

Time	Score	AUS	Action	GBR	Time	Score	AUS	Action	GBR
<b>Period 1</b>									
8:00		3 - BATT R	In		1:09			Assist Block	3 - PALMER S
8:00		8 - ALMAN B	In		1:08			Assist Block	6 - MORRISON R
8:00		11 - SCOTT R	In		1:08	7 - 8		Goal	8 - COLLINS T
8:00		13 - SMITH G	In		1:03		8 - ALMAN B	Assist Pass	
8:00			In	3 - PALMER S	1:03	8 - 8	13 - SMITH G	Goal	
8:00			In	6 - MORRISON R	0:46			Assist Pass	8 - COLLINS T
8:00			In	7 - ROBERTS J	0:46	8 - 9		Goal	3 - PALMER S
8:00			In	8 - COLLINS T	0:11	9 - 9	3 - BATT R	Goal	
6:59			Assist Block	3 - PALMER S	0:01	<b>9 - 10</b>		Goal	8 - COLLINS T
6:59	0 - 1		Goal	8 - COLLINS T	<b>Period 2</b>				
6:49		13 - SMITH G	Assist Block		8:00		3 - BATT R	In	
6:48	1 - 1	3 - BATT R	Goal		8:00		8 - ALMAN B	In	
6:34			Timeout	8 - COLLINS T	8:00		11 - SCOTT R	In	
5:58			Assist Pass	8 - COLLINS T	8:00		13 - SMITH G	In	
5:58	1 - 2		Goal	6 - MORRISON R	8:00			In	3 - PALMER S
5:48		3 - BATT R	Assist Pass		8:00			In	6 - MORRISON R
5:48	2 - 2	8 - ALMAN B	Goal		8:00			In	7 - ROBERTS J
5:38			Assist Pass	6 - MORRISON R	8:00			In	8 - COLLINS T
5:38	2 - 3		Goal	8 - COLLINS T	7:48		13 - SMITH G	Assist Block	
5:24		13 - SMITH G	Assist Block		7:48	10 - 10	3 - BATT R	Goal	
5:24	3 - 3	3 - BATT R	Goal		7:39			Assist Pass	6 - MORRISON R
5:09			Assist Block	3 - PALMER S	7:39	10 - 11		Goal	8 - COLLINS T
5:09			Assist Pass	6 - MORRISON R	7:28		8 - ALMAN B	Assist Pass	
5:09	3 - 4		Goal	8 - COLLINS T	7:28	11 - 11	3 - BATT R	Goal	
5:03	4 - 4	3 - BATT R	Goal		7:12			Assist Block	3 - PALMER S
4:07	4 - 5		Goal	8 - COLLINS T	7:11			Assist Pass	7 - ROBERTS J
4:04		8 - ALMAN B	Assist Pass		7:11	11 - 12		Goal	8 - COLLINS T
4:03	5 - 5	13 - SMITH G	Goal		6:53	12 - 12	3 - BATT R	Goal	
3:18			Assist Pass	8 - COLLINS T	6:37			Assist Pass	8 - COLLINS T
3:18	5 - 6		Goal	3 - PALMER S	6:37	12 - 13		Goal	6 - MORRISON R
3:18		8 - ALMAN B	Timeout		6:33		13 - SMITH G	Turnover	
3:11		3 - BATT R	Assist Pass		6:23			Assist Pass	8 - COLLINS T
3:08	6 - 6	13 - SMITH G	Goal		6:23	12 - 14		Goal	6 - MORRISON R
3:08			Timeout	8 - COLLINS T	6:14		8 - ALMAN B	Assist Pass	
2:42			Assist Pass	8 - COLLINS T	6:14		13 - SMITH G	Assist Pass	
2:42	6 - 7		Goal	3 - PALMER S	6:14	13 - 14	3 - BATT R	Goal	
2:37		3 - BATT R	Assist Pass		5:57			Turnover	8 - COLLINS T
2:36	7 - 7	13 - SMITH G	Goal		5:55	14 - 14	13 - SMITH G	Goal	
2:20			Timeout	6 - MORRISON R	5:45	14 - 15		Goal	3 - PALMER S



## PLAY BY PLAY

比赛进程

Time	Score	AUS	Action	GBR	Time	Score	AUS	Action	GBR
<b>Period 2</b>					<b>Period 3</b>				
5:15		13 - SMITH G	Assist Block		7:09	21 - 21		Goal	11 - ASH A
5:15	15 - 15	8 - ALMAN B	Goal		7:00		3 - BATT R	Assist Pass	
5:03			Assist Block	3 - PALMER S	6:59	22 - 21	4 - CARR C	Goal	
5:03	15 - 16		Goal	6 - MORRISON R	6:41			Assist Pass	7 - ROBERTS J
4:53		3 - BATT R	Out		6:40	22 - 22		Goal	8 - COLLINS T
4:51		8 - ALMAN B	Out		6:33		4 - CARR C	Assist Block	
4:50		13 - SMITH G	Out		6:32	23 - 22	3 - BATT R	Goal	
4:50		1 - HUCKS G	In		6:29			Turnover	11 - ASH A
4:48		4 - CARR C	In		6:25		6 - VITALE S	Turnover	
4:48		7 - BOXALL G	In		6:24			Steal	7 - ROBERTS J
4:48		4 - CARR C	Timeout		6:17			Assist Pass	11 - ASH A
4:48			Out	3 - PALMER S	6:17	23 - 23		Goal	10 - BARROW A
4:48			Out	6 - MORRISON R	6:05		3 - BATT R	Timeout	
4:48			In	10 - BARROW A	5:52		4 - CARR C	Assist Block	
4:48			In	11 - ASH A	5:53	24 - 23	3 - BATT R	Goal	
4:31		7 - BOXALL G	Assist Block		5:29			Turnover	8 - COLLINS T
4:30	16 - 16	1 - HUCKS G	Goal		5:29			Out	11 - ASH A
4:08			Assist Block	7 - ROBERTS J	5:29			In	9 - FRISHBERG
4:07			Assist Block	10 - BARROW A	5:16		6 - VITALE S	Assist Pass	
4:07	16 - 17		Goal	8 - COLLINS T	5:16		4 - CARR C	Assist Block	
3:27		1 - HUCKS G	Assist Pass		5:16	25 - 23	3 - BATT R	Goal	
3:27	17 - 17	7 - BOXALL G	Goal		4:59			Assist Block	9 - FRISHBERG
3:09			Assist Block	7 - ROBERTS J	4:58	25 - 24		Goal	8 - COLLINS T
2:45			Assist Pass	11 - ASH A	4:48		3 - BATT R	Turnover	
2:45	17 - 18		Goal	8 - COLLINS T	4:48			Timeout	8 - COLLINS T
2:34	18 - 18	1 - HUCKS G	Goal		4:19		3 - BATT R	Exclusion	
1:47			Assist Pass	11 - ASH A	2:32			Assist Block	7 - ROBERTS J
1:47	18 - 19		Goal	7 - ROBERTS J	2:32			Assist Block	10 - BARROW A
1:44		1 - HUCKS G	Timeout		2:32	25 - 25		Goal	8 - COLLINS T
0:14			Exclusion	10 - BARROW A	2:30			Exclusion	9 - FRISHBERG
0:01		1 - HUCKS G	Assist Pass		2:12	26 - 25	3 - BATT R	Goal	
0:01	19 - 19	7 - BOXALL G	Goal		2:01			Assist Pass	9 - FRISHBERG
<b>Period 3</b>					2:01			Assist Pass	7 - ROBERTS J
8:00		2 - ERDEM N	In		2:01	26 - 26		Goal	8 - COLLINS T
8:00		3 - BATT R	In		1:47		4 - CARR C	Assist Block	
8:00		4 - CARR C	In		1:47	27 - 26	3 - BATT R	Goal	
8:00		6 - VITALE S	In		1:29			Assist Block	10 - BARROW A
8:00			In	7 - ROBERTS J	1:29	27 - 27		Goal	8 - COLLINS T
8:00			In	8 - COLLINS T	0:05		6 - VITALE S	Assist Block	
8:00			In	9 - FRISHBERG	0:05		3 - BATT R	Assist Block	
8:00			In	10 - BARROW A	0:05	28 - 27	4 - CARR C	Goal	
8:00			Out	9 - FRISHBERG	<b>Period 4</b>				
8:00			In	11 - ASH A	8:00		2 - ERDEM N	In	
7:57	19 - 20		Goal	10 - BARROW A	8:00		3 - BATT R	In	
7:44	20 - 20	3 - BATT R	Goal		8:00		4 - CARR C	In	
7:34			Turnover	11 - ASH A	8:00		6 - VITALE S	In	
7:23	21 - 20	3 - BATT R	Goal		8:00			In	7 - ROBERTS J



## PLAY BY PLAY

比赛进程

Time	Score	AUS	Action	GBR	Time	Score	AUS	Action	GBR
<b>Period 4</b>					<b>Period 4</b>				
8:00			In	8 - COLLINS T	2:49	37 - 33	3 - BATT R	Goal	
8:00			In	10 - BARROW A	2:43	37 - 34		Goal	11 - ASH A
8:00			In	11 - ASH A	2:34		3 - BATT R	Assist Pass	
7:19		4 - CARR C	Turnover		2:34	38 - 34	13 - SMITH G	Goal	
7:09			Turnover	11 - ASH A	2:23			Assist Pass	5 - HUSSAIN B
6:55		3 - BATT R	Assist Pass		2:23	38 - 35		Goal	11 - ASH A
6:54		6 - VITALE S	Assist Block		1:55	39 - 35	13 - SMITH G	Goal	
6:54	29 - 27	4 - CARR C	Goal		1:40			Turnover	8 - COLLINS T
6:39			Turnover	11 - ASH A	1:38		2 - ERDEM N	Assist Pass	
6:26	30 - 27	3 - BATT R	Goal		1:38	40 - 35	13 - SMITH G	Goal	
5:44			Turnover	7 - ROBERTS J	0:46			Turnover	8 - COLLINS T
5:44		3 - BATT R	Steal		0:42		3 - BATT R	Steal	
5:40	31 - 27	3 - BATT R	Goal		0:40	41 - 35	3 - BATT R	Goal	
5:38		3 - BATT R	Exclusion		0:32		2 - ERDEM N	Exclusion	
5:28	31 - 28		Goal	11 - ASH A	0:32			Out	6 - MORRISON R
5:13		6 - VITALE S	Assist Pass		0:32			In	1 - SEHMI M
5:13			Exclusion	10 - BARROW A	0:32		2 - ERDEM N	Exclusion	
5:10	32 - 28	6 - VITALE S	Goal		0:28	41 - 36		Goal	8 - COLLINS T
5:01			Assist Block	10 - BARROW A	0:17		13 - SMITH G	Assist Block	
5:00			Assist Block	7 - ROBERTS J	0:17	42 - 36	3 - BATT R	Goal	
5:00	32 - 29		Goal	8 - COLLINS T	0:07			Assist Pass	8 - COLLINS T
5:00			Out	10 - BARROW A	0:07	42 - 37		Goal	11 - ASH A
5:00			Out	7 - ROBERTS J	0:04		8 - ALMAN B	Assist Pass	
5:00			In	6 - MORRISON R	0:04		2 - ERDEM N	Assist Block	
5:00			In	5 - HUSSAIN B	0:04	43 - 37	13 - SMITH G	Goal	
4:50		6 - VITALE S	Turnover						
4:49			Steal	6 - MORRISON R					
4:46		3 - BATT R	Exclusion						
4:31	32 - 30		Goal	8 - COLLINS T					
4:31		4 - CARR C	Out						
4:31		8 - ALMAN B	In						
4:29		2 - ERDEM N	Exclusion						
4:14	33 - 30	3 - BATT R	Goal						
4:03	33 - 31		Goal	11 - ASH A					
3:50		3 - BATT R	Assist Pass						
3:50	34 - 31	6 - VITALE S	Goal						
3:39			Assist Pass	8 - COLLINS T					
3:38	34 - 32		Goal	11 - ASH A					
3:28	35 - 32	3 - BATT R	Goal						
3:16			Turnover	11 - ASH A					
3:16		6 - VITALE S	Out						
3:16		13 - SMITH G	In						
3:10		2 - ERDEM N	Assist Pass						
3:10	36 - 32	13 - SMITH G	Goal						
2:58			Assist Pass	11 - ASH A					
2:58	36 - 33		Goal	6 - MORRISON R					
2:52		13 - SMITH G	Assist Block						



## RESULTS

比赛成绩

Match No: 11

AUS 19 - 19 GBR

Start Time: 18:00

Referees: SCHREINER Alexander (GER)  
WASHBOURN Philip (NZL)

Commissioner: CORSON Jonathan (NZL)

	P1	P2	P3	P4
AUS	9	10		
GBR	10	9		

### AUS - Australia

No.	Name	Min	Class. Pts	Goals	PT	AS	AB	TO	ST	EX
1	HUCKS George		3.0	2		2				
2	ERDEM Nazim		0.5							
* 3	BATT Ryley	11:07	3.5	8		3				
4	CARR Cameron	0:-2	2.0							
5	BRAND Shane		1.5							
6	VITALE Scott		2.0							
7	BOXALL Grant	0:-2	2.5	2			1			
* 8	ALMAN Bryce	11:09	2.0	2		4				
* 11	SCOTT Ryan	11:10	0.5							
12	PORTER Steve (C)		2.5							
* 13	SMITH Greg	11:10	2.0	5		1	4	1		
<b>TEAM TOTALS</b>				19		10	5	1		

**Coach** DUBBERLEY Brad  
**Assistant Coach** DOIDGE Robert

### GBR - Great Britain

No.	Name	Min	Class. Pts	Goals	PT	AS	AB	TO	ST	EX
1	SEHMI Mandip		2.5							
2	COGGAN Jonathan		0.5							
* 3	PALMER Steven	11:12	1.5	4			5			
4	SHAW Paul		1.0							
5	HUSSAIN Bulbul		1.0							
* 6	MORRISON Ross	11:12	2.5	4		3	1			
* 7	ROBERTS Jason	11:10	1.5	1		1	2			
* 8	COLLINS Troye	11:10	2.5	10		6		1		
9	FRISHBERG Justin		2.0							
10	BARROW Andrew	0:-2	2.0				1			1
11	ASH Alan	0:-2	2.0			2				
12	PEARSON Josie		1.5							
<b>TEAM TOTALS</b>				19		12	9	1		1

**Coach** O' CONNOR Mark Edward

Legend:		AB	Assist Block	AS	Assist Pass	Class. Pts	Classification Points
*	= starting line up	Min	Minutes	No.	Bib Number	PT	Penalties
EX	Exclusions	TO	Turnovers				
ST	Steals						



## RESULTS

比赛成绩

Match No: 11

AUS 43 - 37 GBR

Start Time: 18:00

Referees: SCHREINER Alexander (GER)  
WASHBOURN Philip (NZL)

Commissioner: CORSON Jonathan (NZL)

	P1	P2	P3	P4
AUS	9	10	9	15
GBR	10	9	8	10

### AUS - Australia

No.	Name	Min	Class. Pts	Goals	PT	AS	AB	TO	ST	EX
1	HUCKS George	4:50	3.0	2		2				
2	ERDEM Nazim	16:00	0.5			2	1			3
* 3	BATT Ryley	27:07	3.5	22		7	1	1	2	3
4	CARR Cameron	16:17	2.0	3			4	1		
5	BRAND Shane		1.5							
6	VITALE Scott	12:44	2.0	2		2	2	2		
7	BOXALL Grant	4:48	2.5	2			1			
* 8	ALMAN Bryce	15:40	2.0	2		5				
* 11	SCOTT Ryan	16:00	0.5							
12	PORTER Steve (C)		2.5							
* 13	SMITH Greg	14:26	2.0	10		1	6	1		
<b>TEAM TOTALS</b>				43		19	15	5	2	6

**Coach** DUBBERLEY Brad  
**Assistant Coach** DOIDGE Robert

### GBR - Great Britain

No.	Name	Min	Class. Pts	Goals	PT	AS	AB	TO	ST	EX
1	SEHMI Mandip	0:32	2.5							
2	COGGAN Jonathan		0.5							
* 3	PALMER Steven	11:12	1.5	4			5			
4	SHAW Paul		1.0							
5	HUSSAIN Bulbul	5:00	1.0			1				
* 6	MORRISON Ross	15:40	2.5	5		3	1		1	
* 7	ROBERTS Jason	27:00	1.5	1		3	4	1	1	
* 8	COLLINS Troye	32:00	2.5	18		8		4		
9	FRISHBERG Justin	5:29	2.0			1	1			1
10	BARROW Andrew	15:48	2.0	2			4			2
11	ASH Alan	15:19	2.0	7		4		5		
12	PEARSON Josie		1.5							
<b>TEAM TOTALS</b>				37		20	15	10	2	3

**Coach** O' CONNOR Mark Edward

Legend:	AB	AS	Class. Pts
* = starting line up	Assist Block	Assist Pass	Classification Points
EX Exclusions	Min Minutes	No. Bib Number	PT Penalties
ST Steals	TO Turnovers		



## START LIST

首发名单

Match No: 12

NZL - GER

Start Time: 20:00

Referees: BRIERE Pierre-Alexandre (CAN)  
ULFSON Ulrica (SWE)

Commissioner: ALTMANN Hendrik (NED)

### NZL - New Zealand

No.	Name	Sport Class	Age	GPG	PPG	APPG	ABPG	TOPG	STPG	MPG	NZL Played	
											Prelim. GBR	38 - 39
											Prelim. AUS	38 - 39
2	PALMER Curtis	2.5	31	7.0		5.5		2.5	1.0			
4	TAYLOR Sholto	2.0	36	0.5		1.0	0.5					
5	WAITE Jai	1.0	32				1.5					
6	TINKER Jeremy	2.0	35	6.5		1.5	6.5	1.0				
7	JOHNSON Tim	2.0	32	8.5		5.5	0.5	0.5				
11	KLINKHAMER David	1.5	26	1.0			1.0	1.0	0.5			
13	BUCKINGHAM Daniel (C)	3.0	27	14.5		6.0		2.5	1.5			
14	WAKEFORD Adam	1.0	30									
<b>TEAM AVERAGE</b>				31.1								

Coach SHARMAN Grant  
Assistant Coach JOHNSON Tim

### GER - Germany

No.	Name	Sport Class	Age	GPG	PPG	APPG	ABPG	TOPG	STPG	MPG	GER Played	
											Prelim. AUS	36 - 47
											Prelim. GBR	35 - 39
1	WERNER Christoph	2.0	39									
3	GOETZE Christian	1.0	33				0.5	0.5				
4	MAYER Wolfgang	2.0	43	9.0	0.5	2.0	1.0	1.0				
7	WIESCHENDORF Dirk	1.0	33				0.5					
8	PICHT Oliver Johannes	3.0	36	5.5		3.0		2.0				
10	KOESEOGLU Salih	2.5	28	7.0		6.0	0.5	2.0	1.0			
11	REIS Micael	2.5	30	1.0		0.5						
12	SCHMITT Wolfgang	0.5	25				3.5					
13	MENEZLA Nacer	2.0	33	5.0		1.0	1.5	1.0				
14	HOLZEM Joerg (C)	2.5	35	2.0		3.0	1.0	3.0	0.5			
15	BAUMANN Maik	3.0	28	6.0		6.0	0.5	3.5				
<b>TEAM AVERAGE</b>				33.0								

Coach SAHM Pierre  
Assistant Coach METZGER Bert

<b>Legend:</b>											
ABPG	Assist by Block per game	APPG	Assist by Pass per game	GPG	Goals per game	MPG	Minutes per game				
No.	Bib Number	PPG	Penalties per game	STPG	Steals per game	TOPG	Turnovers per game				



## PLAY BY PLAY

比赛进程

Match No: 12

NZL 17 - 14 GER

Start Time: 20:00

Referees: BRIERE Pierre-Alexandre (CAN)  
ULFSON Ulrica (SWE)

Commissioner: ALTMANN Hendrik (NED)

	P1	P2	P3	P4
NZL	7	10		
GER	5	9		

Time	Score	NZL	Action	GER	Time	Score	NZL	Action	GER
<b>Period 1</b>									
7:56		2 - PALMER C	In		1:59		11 - KLINKHAMER	Assist Block	
7:56		6 - TINKER G	In		1:59		2 - PALMER C	Assist Pass	
7:56		7 - JOHNSON T	In		1:59	7 - 4	7 - JOHNSON T	Goal	
7:56		11 - KLINKHAMER	In		0:03			Assist Pass	10 - KOESEOGLU
7:56			In	3 - GOETZE C	0:03	7 - 5		Goal	4 - MAYER W
7:56			In	7 - WIESCHEND.	<b>Period 2</b>				
7:56			In	8 - PICTH OJ	8:00		2 - PALMER C	In	
7:56			In	15 - BAUMANN M	8:00		5 - WAITE J	In	4 - MAYER W
7:51			Assist Pass	7 - WIESCHEND.	8:00		11 - KLINKHAMER	In	10 - KOESEOGLU
7:51	0 - 1		Goal	3 - GOETZE C	8:00		13 - BUCKINGHAM	In	12 - SCHMITT W
6:45		6 - TINKER G	Assist Block		8:00			In	15 - BAUMANN M
6:40		6 - TINKER G	Timeout		8:00			In	15 - BAUMANN M
6:30		2 - PALMER C	Assist Pass		8:00			In	
6:30	1 - 1	7 - JOHNSON T	Goal		8:00			In	
6:24			Turnover	8 - PICTH OJ	7:49	7 - 6		Goal	
5:32			Exclusion	7 - WIESCHEND.	7:33		2 - PALMER C	Assist Pass	
5:19		11 - KLINKHAMER	Assist Block		7:33	8 - 6	13 - BUCKINGHAM	Goal	
5:19	2 - 1	7 - JOHNSON T	Goal		7:23			Assist Pass	15 - BAUMANN M
5:09			Turnover	8 - PICTH OJ	7:23	8 - 7		Goal	4 - MAYER W
4:44		11 - KLINKHAMER	Assist Block		7:14			Exclusion	4 - MAYER W
4:39	3 - 1	2 - PALMER C	Goal		7:03	9 - 7	13 - BUCKINGHAM	Goal	
4:23			Assist Pass	15 - BAUMANN M	6:22			Assist Pass	10 - KOESEOGLU
4:23	3 - 2		Goal	8 - PICTH OJ	6:22	9 - 8		Goal	4 - MAYER W
3:38		6 - TINKER G	Assist Pass		6:00		13 - BUCKINGHAM	Assist Pass	
3:38	4 - 2	7 - JOHNSON T	Goal		6:00	10 - 8	11 - KLINKHAMER	Goal	
3:21			Assist Pass	8 - PICTH OJ	5:49			Assist Pass	15 - BAUMANN M
3:20	4 - 3		Goal	15 - BAUMANN M	5:49	10 - 9		Goal	4 - MAYER W
3:07		7 - JOHNSON T	Assist Pass		5:38		13 - BUCKINGHAM	Assist Pass	
3:07	5 - 3	6 - TINKER G	Goal		5:38	11 - 9	11 - KLINKHAMER	Goal	
2:29			Assist Pass	15 - BAUMANN M	5:30			Turnover	4 - MAYER W
2:29	5 - 4		Goal	8 - PICTH OJ	5:30		2 - PALMER C	Out	
2:15		6 - TINKER G	Assist Block		5:30		11 - KLINKHAMER	Out	
2:15	6 - 4	7 - JOHNSON T	Goal		5:30		4 - TAYLOR S	In	
2:09			Out	7 - WIESCHEND.	5:30		7 - JOHNSON T	In	
2:09			Out	8 - PICTH OJ	5:22		7 - JOHNSON T	Assist Pass	
2:09			Out	3 - GOETZE C	5:22	12 - 9	13 - BUCKINGHAM	Goal	
2:09			In	4 - MAYER W	5:04	12 - 10		Goal	4 - MAYER W
2:09			In	10 - KOESEOGLU	4:49	13 - 10	7 - JOHNSON T	Goal	
2:09			In	12 - SCHMITT W	4:49		7 - JOHNSON T	Out	



## PLAY BY PLAY

比赛进程

Time	Score	NZL	Action	GER
<b>Period 2</b>				
4:49		6 - TINKER G	In	
4:33			Turnover	15 - BAUMANN M
4:18		6 - TINKER G	Assist Block	
4:16		4 - TAYLOR S	Assist Pass	
4:16	14 - 10	13 - BUCKINGHAM	Goal	
4:06			Assist Pass	15 - BAUMANN M
4:06	14 - 11		Goal	4 - MAYER W
3:54		6 - TINKER G	Timeout	
3:54			Out	10 - KOESEOGLU
3:54			Out	15 - BAUMANN M
3:54			In	8 - PICTH OJ
3:54			In	13 - MENEZLA N
3:54			Out	4 - MAYER W
3:54			In	14 - HOLZEM J
3:09	15 - 11	6 - TINKER G	Goal	
3:00			Assist Block	14 - HOLZEM J
2:53			Timeout	13 - MENEZLA N
2:38			Assist Pass	14 - HOLZEM J
2:38	15 - 12		Goal	13 - MENEZLA N
2:29		13 - BUCKINGHAM	Assist Pass	
2:29	16 - 12	4 - TAYLOR S	Goal	
2:17		13 - BUCKINGHAM	Exclusion	
2:00	16 - 13		Goal	8 - PICTH OJ
1:42		13 - BUCKINGHAM	Assist Pass	
1:42	17 - 13	6 - TINKER G	Goal	
0:06			Assist Block	12 - SCHMITT W
0:04	17 - 14		Goal	14 - HOLZEM J





## PLAY BY PLAY

比赛进程

Match No: 12

NZL 40 - 31 GER

Start Time: 20:00

Referees: BRIERE Pierre-Alexandre (CAN)  
ULFSON Ulrica (SWE)

Commissioner: ALTMANN Hendrik (NED)

	P1	P2	P3	P4
NZL	7	10	11	12
GER	5	9	8	9

Time	Score	NZL	Action	GER	Time	Score	NZL	Action	GER
<b>Period 1</b>									
7:56		2 - PALMER C	In		1:59		11 - KLINKHAMER	Assist Block	
7:56		6 - TINKER G	In		1:59		2 - PALMER C	Assist Pass	
7:56		7 - JOHNSON T	In		1:59	7 - 4	7 - JOHNSON T	Goal	
7:56		11 - KLINKHAMER	In		0:03			Assist Pass	10 - KOESEOGLU
7:56			In	3 - GOETZE C	0:03	7 - 5		Goal	4 - MAYER W
7:56			In	7 - WIESCHEND.	<b>Period 2</b>				
7:56			In	8 - PICTH OJ	8:00		2 - PALMER C	In	
7:56			In	15 - BAUMANN M	8:00		5 - WAITE J	In	4 - MAYER W
7:51			Assist Pass	7 - WIESCHEND.	8:00		11 - KLINKHAMER	In	10 - KOESEOGLU
7:51	0 - 1		Goal	3 - GOETZE C	8:00		13 - BUCKINGHAM	In	12 - SCHMITT W
6:45		6 - TINKER G	Assist Block		8:00			In	15 - BAUMANN M
6:40		6 - TINKER G	Timeout		8:00			In	15 - BAUMANN M
6:30		2 - PALMER C	Assist Pass		8:00			In	15 - BAUMANN M
6:30	1 - 1	7 - JOHNSON T	Goal		8:00			In	15 - BAUMANN M
6:24			Turnover	8 - PICTH OJ	7:49	7 - 6		Goal	15 - BAUMANN M
5:32			Exclusion	7 - WIESCHEND.	7:33		2 - PALMER C	Assist Pass	
5:19		11 - KLINKHAMER	Assist Block		7:33	8 - 6	13 - BUCKINGHAM	Goal	
5:19	2 - 1	7 - JOHNSON T	Goal		7:23			Assist Pass	15 - BAUMANN M
5:09			Turnover	8 - PICTH OJ	7:23	8 - 7		Goal	4 - MAYER W
4:44		11 - KLINKHAMER	Assist Block		7:14			Exclusion	4 - MAYER W
4:39	3 - 1	2 - PALMER C	Goal		7:03	9 - 7	13 - BUCKINGHAM	Goal	
4:23			Assist Pass	15 - BAUMANN M	6:22			Assist Pass	10 - KOESEOGLU
4:23	3 - 2		Goal	8 - PICTH OJ	6:22	9 - 8		Goal	4 - MAYER W
3:38		6 - TINKER G	Assist Pass		6:00		13 - BUCKINGHAM	Assist Pass	
3:38	4 - 2	7 - JOHNSON T	Goal		6:00	10 - 8	11 - KLINKHAMER	Goal	
3:21			Assist Pass	8 - PICTH OJ	5:49			Assist Pass	15 - BAUMANN M
3:20	4 - 3		Goal	15 - BAUMANN M	5:49	10 - 9		Goal	4 - MAYER W
3:07		7 - JOHNSON T	Assist Pass		5:38		13 - BUCKINGHAM	Assist Pass	
3:07	5 - 3	6 - TINKER G	Goal		5:38	11 - 9	11 - KLINKHAMER	Goal	
2:29			Assist Pass	15 - BAUMANN M	5:30			Turnover	4 - MAYER W
2:29	5 - 4		Goal	8 - PICTH OJ	5:30		2 - PALMER C	Out	
2:15		6 - TINKER G	Assist Block		5:30		11 - KLINKHAMER	Out	
2:15	6 - 4	7 - JOHNSON T	Goal		5:30		4 - TAYLOR S	In	
2:09			Out	7 - WIESCHEND.	5:30		7 - JOHNSON T	In	
2:09			Out	8 - PICTH OJ	5:22		7 - JOHNSON T	Assist Pass	
2:09			Out	3 - GOETZE C	5:22	12 - 9	13 - BUCKINGHAM	Goal	
2:09			In	4 - MAYER W	5:04	12 - 10		Goal	4 - MAYER W
2:09			In	10 - KOESEOGLU	4:49	13 - 10	7 - JOHNSON T	Goal	
2:09			In	12 - SCHMITT W	4:49		7 - JOHNSON T	Out	



## PLAY BY PLAY

比赛进程

Time	Score	NZL	Action	GER	Time	Score	NZL	Action	GER
<b>Period 2</b>					<b>Period 3</b>				
4:49		6 - TINKER G	In		6:31	20 - 17		Goal	13 - MENEZLA N
4:33			Turnover	15 - BAUMANN M	6:30		2 - PALMER C	Assist Pass	
4:18		6 - TINKER G	Assist Block		6:29	21 - 17	11 - KLINKHAMER	Goal	
4:16		4 - TAYLOR S	Assist Pass		5:59			Assist Pass	8 - PICTH OJ
4:16	14 - 10	13 - BUCKINGHAM	Goal		5:59	21 - 18		Goal	14 - HOLZEM J
4:06			Assist Pass	15 - BAUMANN M	5:35	22 - 18	13 - BUCKINGHAM	Goal	
4:06	14 - 11		Goal	4 - MAYER W	5:21			Timeout	8 - PICTH OJ
3:54		6 - TINKER G	Timeout		5:21			Out	13 - MENEZLA N
3:54			Out	10 - KOESEOGLU	5:21			In	15 - BAUMANN M
3:54			Out	15 - BAUMANN M	5:21			Out	8 - PICTH OJ
3:54			In	8 - PICTH OJ	5:21			Out	14 - HOLZEM J
3:54			In	13 - MENEZLA N	5:21			In	10 - KOESEOGLU
3:54			Out	4 - MAYER W	5:21			In	4 - MAYER W
3:54			In	14 - HOLZEM J	5:09			Turnover	4 - MAYER W
3:09	15 - 11	6 - TINKER G	Goal		5:03		13 - BUCKINGHAM	Assist Pass	
3:00			Assist Block	14 - HOLZEM J	5:01	23 - 18	11 - KLINKHAMER	Goal	
2:53			Timeout	13 - MENEZLA N	4:44			Turnover	4 - MAYER W
2:38			Assist Pass	14 - HOLZEM J	4:42		2 - PALMER C	Steal	
2:38	15 - 12		Goal	13 - MENEZLA N	4:27		2 - PALMER C	Assist Pass	
2:29		13 - BUCKINGHAM	Assist Pass		4:27	24 - 18	13 - BUCKINGHAM	Goal	
2:29	16 - 12	4 - TAYLOR S	Goal		4:07	24 - 19		Goal	15 - BAUMANN M
2:17		13 - BUCKINGHAM	Exclusion		3:57		13 - BUCKINGHAM	Assist Pass	
2:00	16 - 13		Goal	8 - PICTH OJ	3:57	25 - 19	2 - PALMER C	Goal	
1:42		13 - BUCKINGHAM	Assist Pass		3:49	25 - 20		Goal	4 - MAYER W
1:42	17 - 13	6 - TINKER G	Goal		3:46			Exclusion	10 - KOESEOGLU
0:06			Assist Block	12 - SCHMITT W	3:09	26 - 20	2 - PALMER C	Goal	
0:04	17 - 14		Goal	14 - HOLZEM J	2:35			Assist Pass	10 - KOESEOGLU
<b>Period 3</b>					<b>Period 4</b>				
8:00		2 - PALMER C	In		2:34	26 - 21		Goal	4 - MAYER W
8:00		5 - WAITE J	In		2:30	27 - 21	11 - KLINKHAMER	Goal	
8:00		11 - KLINKHAMER	In		2:25			Assist Pass	4 - MAYER W
8:00		13 - BUCKINGHAM	In		2:25	27 - 22		Goal	15 - BAUMANN M
8:00			In	8 - PICTH OJ	2:13			Exclusion	10 - KOESEOGLU
8:00			In	12 - SCHMITT W	0:03		2 - PALMER C	Assist Block	
8:00			In	13 - MENEZLA N	0:03	28 - 22	13 - BUCKINGHAM	Goal	
8:00			In	14 - HOLZEM J	<b>Period 4</b>				
7:45			Assist Block	14 - HOLZEM J	8:00		2 - PALMER C	In	
7:45	17 - 15		Goal	8 - PICTH OJ	8:00		4 - TAYLOR S	In	
7:36		13 - BUCKINGHAM	Assist Pass		8:00		6 - TINKER G	In	
7:36	18 - 15	11 - KLINKHAMER	Goal		8:00		11 - KLINKHAMER	In	
7:20			Assist Pass	14 - HOLZEM J	8:00			In	3 - GOETZE C
7:19	18 - 16		Goal	8 - PICTH OJ	8:00			In	4 - MAYER W
7:08		2 - PALMER C	Assist Pass		8:00			In	8 - PICTH OJ
7:08	19 - 16	11 - KLINKHAMER	Goal		8:00			In	13 - MENEZLA N
6:51			Exclusion	8 - PICTH OJ	7:46	29 - 22	2 - PALMER C	Goal	
6:40	20 - 16	13 - BUCKINGHAM	Goal		7:35			Assist Pass	4 - MAYER W
6:31			Assist Pass	14 - HOLZEM J	7:35	29 - 23		Goal	13 - MENEZLA N
					7:24		2 - PALMER C	Timeout	



## PLAY BY PLAY

比赛进程

Time	Score	NZL	Action	GER	Time	Score	NZL	Action	GER
<b>Period 4</b>					<b>Period 4</b>				
7:24			Out	8 - PICT OJ	3:46		11 - KLINKHAMER	In	
7:24			Out	4 - MAYER W	3:32			Turnover	4 - MAYER W
7:24			In	10 - KOESEOGLU	3:29		2 - PALMER C	Steal	
7:24			In	14 - HOLZEM J	3:20		2 - PALMER C	Assist Pass	
7:11	30 - 23	2 - PALMER C	Goal		3:20	34 - 28	11 - KLINKHAMER	Goal	
7:00			Assist Block	3 - GOETZE C	2:41			Assist Pass	8 - PICT OJ
6:54			Assist Pass	14 - HOLZEM J	2:41	34 - 29		Goal	4 - MAYER W
6:54	30 - 24		Goal	10 - KOESEOGLU	2:38		2 - PALMER C	Assist Pass	
6:29		11 - KLINKHAMER	Turnover		2:36	35 - 29	11 - KLINKHAMER	Goal	
6:29	30 - 25		Goal	14 - HOLZEM J	2:03			Assist Pass	8 - PICT OJ
6:10		4 - TAYLOR S	Turnover		2:03	35 - 30		Goal	1 - WERNER C
6:08			Steal	10 - KOESEOGLU	1:52		2 - PALMER C	Assist Pass	
6:08			Turnover	14 - HOLZEM J	1:52	36 - 30	11 - KLINKHAMER	Goal	
5:54		2 - PALMER C	Assist Pass		1:46			Turnover	8 - PICT OJ
5:54	31 - 25	4 - TAYLOR S	Goal		1:44		11 - KLINKHAMER	Steal	
5:48			Timeout	14 - HOLZEM J	1:44		13 - BUCKINGHAM	Assist Pass	
5:48		4 - TAYLOR S	Out		1:44	37 - 30	2 - PALMER C	Goal	
5:48		13 - BUCKINGHAM	In		1:28		5 - WAITE J	Out	
5:48		2 - PALMER C	Out		1:28		14 - WAKEFORD A	In	
5:48		5 - WAITE J	In		1:10	37 - 31		Goal	4 - MAYER W
5:31			Assist Pass	10 - KOESEOGLU	1:10			Out	3 - GOETZE C
5:31	31 - 26		Goal	14 - HOLZEM J	1:10			In	12 - SCHMITT W
5:18			Exclusion	10 - KOESEOGLU	1:10			Out	1 - WERNER C
5:11		11 - KLINKHAMER	Out		1:10			In	14 - HOLZEM J
5:11		7 - JOHNSON T	In		0:56	38 - 31	13 - BUCKINGHAM	Goal	
5:11	32 - 26	7 - JOHNSON T	Goal		0:43			Turnover	14 - HOLZEM J
4:52			Assist Block	3 - GOETZE C	0:42		13 - BUCKINGHAM	Steal	
4:52			Assist Pass	3 - GOETZE C	0:37	39 - 31	13 - BUCKINGHAM	Goal	
4:50	32 - 27		Goal	10 - KOESEOGLU	0:37			Turnover	8 - PICT OJ
4:32	33 - 27	6 - TINKER G	Goal		0:32		11 - KLINKHAMER	Steal	
4:20			Assist Pass	3 - GOETZE C	0:31			Exclusion	4 - MAYER W
4:20	33 - 28		Goal	13 - MENEZLA N	0:05		14 - WAKEFORD A	Assist Block	
4:03		7 - JOHNSON T	Turnover		0:05	40 - 31	13 - BUCKINGHAM	Goal	
3:55			Turnover	10 - KOESEOGLU					
3:54		7 - JOHNSON T	Steal						
3:54		7 - JOHNSON T	Turnover						
3:47			Steal	3 - GOETZE C					
3:46			Timeout	3 - GOETZE C					
3:46			Out	10 - KOESEOGLU					
3:46			Out	14 - HOLZEM J					
3:46			Out	13 - MENEZLA N					
3:46			In	1 - WERNER C					
3:46			In	4 - MAYER W					
3:46			In	8 - PICT OJ					
3:46		6 - TINKER G	Out						
3:46		7 - JOHNSON T	Out						
3:46		2 - PALMER C	In						



## RESULTS

比赛成绩

Match No: 12

NZL 17 - 14 GER

Start Time: 20:00

Referees: BRIERE Pierre-Alexandre (CAN)  
ULFSON Ulrica (SWE)

Commissioner: ALTMANN Hendrik (NED)

	P1	P2	P3	P4
NZL	7	10		
GER	5	9		

### NZL - New Zealand

No.	Name	Min	Class. Pts	Goals	PT	AS	AB	TO	ST	EX
* 2	PALMER Curtis	10:26	2.5	1		3				
4	TAYLOR Sholto	5:30	2.0	1		1				
5	WAITE Jai	8:00	1.0							
* 6	TINKER Geremy	12:45	2.0	3		1	3			
* 7	JOHNSON Tim	8:37	2.0	6		2				
* 11	KLINKHAMER David	10:26	1.5	2			3			
13	BUCKINGHAM Daniel (C)	8:00	3.0	4		4				1
14	WAKEFORD Adam		1.0							
<b>TEAM TOTALS</b>						17	11	6		1

Coach SHARMAN Grant

Assistant Coach JOHNSON Tim

### GER - Germany

No.	Name	Min	Class. Pts	Goals	PT	AS	AB	TO	ST	EX
1	WERNER Christoph		2.0							
* 3	GOETZE Christian	5:47	1.0	1						
4	MAYER Wolfgang	6:15	2.0	6				1		1
* 7	WIESCHENDORF Dirk	5:47	1.0			1				1
* 8	PICHT Oliver Johannes	9:41	3.0	3		1		2		
10	KOESEOGLU Salih	6:15	2.5			2				
11	REIS Micael		2.5							
12	SCHMITT Wolfgang	10:09	0.5				1			
13	MENEZLA Nacer	3:54	2.0	1						
14	HOLZEM Joerg (C)	3:54	2.5	1		1	1			
* 15	BAUMANN Maik	12:02	3.0	2		5		1		
<b>TEAM TOTALS</b>						14	10	2	4	2

Coach SAHM Pierre

Assistant Coach METZGER Bert

Legend:		AB	AS	Class. Pts	
*	= starting line up	Assist Block	Assist Pass	Classification Points	
EX	Exclusions	Min	No.	PT	Penalties
ST	Steals	TO	Turnovers		



## RESULTS

比赛成绩

Match No: 12

NZL 40 - 31 GER

Start Time: 20:00

Referees: BRIERE Pierre-Alexandre (CAN)  
ULFSON Ulrica (SWE)

Commissioner: ALTMANN Hendrik (NED)

	P1	P2	P3	P4
NZL	7	10	11	12
GER	5	9	8	9

### NZL - New Zealand

No.	Name	Min	Class. Pts	Goals	PT	AS	AB	TO	ST	EX
* 2	PALMER Curtis	24:24	2.5	6		10	1		2	
4	TAYLOR Sholto	7:42	2.0	2		1		1		
5	WAITE Jai	20:20	1.0							
* 6	TINKER Jeremy	16:59	2.0	4		1	3			
* 7	JOHNSON Tim	10:02	2.0	7		2		2	1	
* 11	KLINKHAMER David	25:01	1.5	10			3	1	2	
13	BUCKINGHAM Daniel (C)	21:48	3.0	11		8			1	1
14	WAKEFORD Adam	1:28	1.0				1			
<b>TEAM TOTALS</b>				40		22	8	4	6	1

Coach SHARMAN Grant

Assistant Coach JOHNSON Tim

### GER - Germany

No.	Name	Min	Class. Pts	Goals	PT	AS	AB	TO	ST	EX
1	WERNER Christoph	2:36	2.0	1						
* 3	GOETZE Christian	12:37	1.0	1		2	2		1	
4	MAYER Wolfgang	15:58	2.0	10		2		4		2
* 7	WIESCHENDORF Dirk	5:47	1.0			1				1
* 8	PICHT Oliver Johannes	16:42	3.0	5		4		4		1
10	KOESEOGLU Salih	15:14	2.5	2		4		1	1	3
11	REIS Micael		2.5							
12	SCHMITT Wolfgang	19:19	0.5				1			
13	MENEZLA Nacer	10:47	2.0	4						
14	HOLZEM Joerg (C)	11:21	2.5	4		4	2	2		
* 15	BAUMANN Maik	17:23	3.0	4		5		1		
<b>TEAM TOTALS</b>				31		22	5	12	2	7

Coach SAHM Pierre

Assistant Coach METZGER Bert

#### Legend:

*	= starting line up	AB	Assist Block	AS	Assist Pass	Class. Pts	Classification Points
EX	Exclusions	Min	Minutes	No.	Bib Number	PT	Penalties
ST	Steals	TO	Turnovers				